U.S. Department of Energy
National Nuclear Security Administration

Livermore Field Office, Livermore, California 94551

Lawrence Livermore National Laboratory

Lawrence Livermore National Security, LLC, Livermore, California 94551

UCRL-AR-206319-21

Annual 2021 Compliance Monitoring Report
Lawrence Livermore National Laboratory Site 300

Authors

M. Buscheck
S. Chamberlain
Z. Demir
S. Harris
J. McKaskey
M. Murphy
L. Paterson
A. Porubcan
K. Quamme
J. Radyk
M. Taffet
A. Verce*

Contributors

A. Ardary
L. Forest
T. Jackson
V. Liebowitz
D. Loll
W. McConihe
P. McKereghan
K. Nawabi
K. Oldani
M. Warren

March 2022

*Weiss Associates, Emeryville, California

Environmental Restoration Department

This work performed under the auspices of the U. S. Department of Energy/ National Nuclear Security Administration by Lawrence Livermore National Laboratory under Contract DE-AC52-07NA27344.

UCRL-AR-206319-21

Annual 2021 Compliance Monitoring Report
Lawrence Livermore National Laboratory Site 300

Authors

M. Buscheck
S. Chamberlain
Z. Demir
S. Harris
J. McKaskey
M. Murphy
L. Paterson
A. Porubcan
K. Quamme
J. Radyk
M. Taffet
A. Verce*

Contributors

A. Ardary
L. Forest
T. Jackson
V. Liebowitz
D. Loll
W. McConihe
P. McKereghan
K. Nawabi
K. Oldani
M. Warren

March 2022

*Weiss Associates, Emeryville, California

Table of Contents

1. Introduction 1
2. Site 300 Monitoring Program 1
2.1. General Services Area (OU 1) 4
2.1.1. GSA Groundwater and Soil Vapor Extraction and Treatment System Operations and Monitoring 5
2.1.2. GSA Groundwater Monitoring 6
2.1.3. GSA Remediation Progress Analysis 7
2.2. Building 834 (OU 2) 11
2.2.1. Building 834 OU Groundwater and Soil Vapor Extraction and Treatment System Operations and Monitoring 12
2.2.2. Building 834 OU Groundwater Monitoring 12
2.2.3. Building 834 OU Remediation Progress Analysis 13
2.3. Pit 6 Landfill (OU 3) 27
2.3.1 Pit 6 Landfill OU Groundwater and Surface Water Monitoring 28
2.3.2. Pit 6 Landfill OU Remediation Progress Analysis 28
2.4. High Explosives Process Area (OU 4) 36
2.4.1. HEPA OU Groundwater Extraction and Treatment System Operations and Monitoring 38
2.4.2. HEPA OU Groundwater and Surface Water Monitoring 38
2.4.3. HEPA OU Remediation Progress Analysis 39
2.5. Building 850/Pit 7 Complex (OU 5) 45
2.5.1. Building 850 Area of OU 5 Groundwater Monitoring 47
2.5.2. Building 850 Area of OU 5 Remediation Progress Analysis 47
2.5.3. Pit 7 Complex Area of OU 5 Groundwater Treatment System Operations and Monitoring 55
2.5.4. Pit 7 Complex Area of OU 5 Groundwater Monitoring 56
2.5.5. Pit 7 Complex Area of OU 5 Remediation Progress Analysis 57
2.6. Building 854 (OU 6) 63
2.6.1. Building 854 OU Groundwater Treatment System Operations and Monitoring ... 64
2.6.2. Building 854 OU Groundwater and Surface Water Monitoring 65
2.6.3. Building 854 OU Remediation Progress Analysis 65
2.7. Building 832 Canyon (OU 7) 72
2.7.1. Building 832 Canyon OU Groundwater and Soil Vapor Extraction and Treatment System Operations and Monitoring 73
2.7.2. Building 832 Canyon OU Groundwater and Surface Water Monitoring 74
2.7.3. Building 832 Canyon OU Remediation Progress Analysis 75
2.8. Site 300 Site-Wide (OU 8) 85

2.8.1. Building 801 and Pit 8 Landfill 85
2.8.2. Building 833 87
2.8.3. Building 845 Firing Table and Pit 9 Landfill 88
2.8.4. Building 851 Firing Table 89

3. Detection Monitoring, Inspection, and Maintenance Program for the Pit 1, 2, 3, 4, 5, 6, 7, 8, and 9 Landfills and Inspection and Maintenance Program for the Drainage Diversion System and Building 850 CAMU 91

3.1. Pit 1 Landfill 91
3.2. Pit 2 Landfill 93
3.3. Pit 6 Landfill 95
3.4. Pit 8 Landfill 99
3.5. Pit 9 Landfill 102
3.6. Pit 7 Complex Landfills 103

4. Risk and Hazard Management Program 105

4.1. Human Health Risk and Hazard Management 106
4.1.1. Annual Inhalation Risk Evaluation 106
4.1.2. Spring Ambient Air Inhalation Risk Evaluation 107
4.2. Ecological Risk and Hazard Management 108
4.2.1. Ecological Risk and Hazard Management Measures and Contingency Plan Actions Required by the 2009 Compliance Monitoring Report/Contingency Plan 108
4.2.2. Uranium in Subsurface Soil within the Pit 7 Complex Landfills 109
4.2.3. Identification and Evaluation of New Special-Status Species 110
4.2.4. Constituents Identified in Five-Year Ecological Reviews Requiring Additional Monitoring 111

5. Data Management Program 113

5.1. Modifications to Existing Procedures 113
5.2. New Procedures 113

6. References 115
7. Acronyms and Abbreviations 119

List of Figures

Figure 2-1. Site 300 map showing Operable Unit locations.

Figure 2.1-1. Central General Services Area Operable Unit site map showing monitor, extraction, guard, and water-supply wells, and treatment facilities, second semester 2021.

Figure 2.1-2. Central General Services Area Operable Unit groundwater potentiometric surface map for the Qt-$Tnsc_1$ and Qal-$Tnbs_1$ hydrostratigraphic units, second semester 2021.

Figure 2.1-3. Central General Services Area Operable Unit total VOC isoconcentration contour map and individual VOC concentrations for the Qt-$Tnsc_1$ and Qal-$Tnbs_1$ hydrostratigraphic units, second semester 2021.

Figure 2.2-1. Building 834 Operable Unit site map showing monitor, extraction, and guard wells, and treatment facility, second semester 2021.

Figure 2.2-2. Building 834 Operable Unit groundwater potentiometric surface map for the Tpsg perched water-bearing zone, second semester 2021.

Figure 2.2-3. Building 834 Operable Unit map showing groundwater elevations, and individual VOC, TBOS/TKEBS, and nitrate concentrations for the Tps-$Tnsc_2$ hydrostratigraphic unit, first and second semesters 2021.

Figure 2.2-4. Building 834 Operable Unit total VOC isoconcentration contour map and individual VOC concentrations for the Tpsg perched water-bearing zone, second semester 2021.

Figure 2.2-5. Building 834 Operable Unit map showing TBOS/TKEBS concentrations for the Tpsg perched water-bearing zone, first semester 2021.

Figure 2.2-6. Building 834 Operable Unit map showing nitrate concentrations for the Tpsg perched water-bearing zone, first semester 2021.

Figure 2.3-1. Pit 6 Landfill Operable Unit site map showing monitor and water-supply wells, second semester 2021.

Figure 2.3-2. Pit 6 Landfill Operable Unit groundwater potentiometric surface map for the Qt-$Tnbs_1$ hydrostratigraphic unit, second semester 2021.

Figure 2.3-3. Pit 6 Landfill Operable Unit total VOC isoconcentration contour map and individual VOC concentrations for the Qt-$Tnbs_1$ hydrostratigraphic unit, second semester 2021.

Figure 2.3-4. Pit 6 Landfill Operable Unit tritium activity concentration isocontour map for the Qt-$Tnbs_1$ hydrostratigraphic unit, second semester 2021.

Figure 2.4-1. High Explosives Process Area Operable Unit site map showing monitor, extraction, injection, and water-supply wells, and treatment facilities, second semester 2021.

Figure 2.4-2. High Explosives Process Area Operable Unit map showing groundwater elevations and individual VOC, perchlorate, RDX, and nitrate concentrations for the Tpsg-Tps hydrostratigraphic unit, first and second semesters 2021.

Figure 2.4-3. High Explosives Process Area Operable Unit groundwater potentiometric surface map for the $Tnbs_2$ hydrostratigraphic unit, second semester 2021.

Figure 2.4-4. High Explosives Process Area Operable Unit total VOC isoconcentration contour map for the $Tnbs_2$ hydrostratigraphic unit, second semester 2021.

Figure 2.4-5. High Explosives Process Area Operable Unit RDX isoconcentration contour map for the $Tnbs_2$ hydrostratigraphic unit, first semester 2021.

Figure 2.4-6. High Explosives Process Area Operable Unit perchlorate isoconcentration contour map for the $Tnbs_2$ hydrostratigraphic unit, first semester 2021.
Figure 2.4-7. High Explosives Process Area Operable Unit map showing nitrate concentrations for the $Tnbs_2$ hydrostratigraphic unit, first semester 2021.
Figure 2.4-8. Building 829 burn pit site map showing monitor and extraction wells; groundwater elevations; and individual VOC, perchlorate, and nitrate concentrations for the $Tnsc_{1b}$ hydrostratigraphic unit, first and second semesters 2021.
Figure 2.5-1. Building 850 and Pit 7 Complex subarea site map showing monitor, extraction, and injection wells, treatment facility, and other remediation features, second semester 2021.
Figure 2.5-2. Building 850 and Pit 7 Complex subarea groundwater potentiometric surface map for the Qal/WBR hydrostratigraphic unit, second semester 2021.
Figure 2.5-3. Building 850 and Pit 7 Complex Operable Unit groundwater potentiometric surface map for the $Tnbs_1$/$Tnbs_0$ hydrostratigraphic unit, second semester 2021.
Figure 2.5-4. Building 850 and Pit 7 Complex subarea tritium activity concentration isocontour map for the Qal/WBR hydrostratigraphic unit, second semester 2021.
Figure 2.5-5. Building 850 and Pit 7 Complex subarea tritium activity concentration isocontour map for the $Tnbs_1$/$Tnbs_0$ hydrostratigraphic unit, second semester 2021.
Figure 2.5-6. Building 850 and Pit 7 Complex subarea map showing groundwater uranium activity concentrations for the Qal/WBR hydrostratigraphic unit, first semester 2021.
Figure 2.5-7. Building 850 and Pit 7 Complex subarea map showing groundwater uranium activity concentrations for the $Tnbs_1$/$Tnbs_0$ hydrostratigraphic unit, first semester 2021.
Figure 2.5-8. Building 850 and Pit 7 Complex subarea map showing nitrate concentrations for the Qal/WBR hydrostratigraphic unit, first semester 2021.
Figure 2.5-9. Building 850 and Pit 7 Complex subarea map showing nitrate concentrations for the $Tnbs_1$/$Tnbs_0$ hydrostratigraphic unit, first semester 2021.
Figure 2.5-10. Building 850 and Pit 7 Complex subarea perchlorate isoconcentration contour map for the Qal/WBR hydrostratigraphic unit, first semester 2021.
Figure 2.5-11. Building 850 and Pit 7 Complex subarea perchlorate isoconcentration contour map for the $Tnbs_1$/ $Tnbs_0$ hydrostratigraphic unit, first semester 2021.
Figure 2.6-1. Building 854 Operable Unit site map showing monitor and extraction wells, and treatment facilities, second semester 2021.
Figure 2.6-2. Building 854 Operable Unit groundwater potentiometric surface map for the $Tnbs_1$/$Tnsc_0$ hydrostratigraphic unit, second semester 2021.
Figure 2.6-3. Building 854 Operable Unit total VOC isoconcentration contour map and individual VOC concentrations for the $Tnbs_1$/$Tnsc_0$ hydrostratigraphic unit, second semester 2021.
Figure 2.6-4. Building 854 Operable Unit perchlorate isoconcentration contour map for the $Tnbs_1$/$Tnsc_0$ hydrostratigraphic unit, second semester 2021.
Figure 2.6-5. Building 854 Operable Unit map showing nitrate concentrations for the $Tnbs_1$/$Tnsc_0$ hydrostratigraphic unit, first semester 2021.

Figure 2.6-6. Building 854 Operable Unit map showing groundwater elevations and total VOC, perchlorate, and nitrate concentrations for the combined Qls and $Tnbs_1$ hydrostratigraphic units, first and second semesters 2021.
Figure 2.7-1. Building 832 Canyon Operable Unit site map showing monitor, extraction, and water-supply wells, and treatment facilities, second semester 2021.
Figure 2.7-2. Building 832 Canyon Operable Unit map showing groundwater elevations and groundwater flow direction for the Qal/WBR hydrostratigraphic unit, second semester 2021.
Figure 2.7-3. Building 832 Canyon Operable Unit groundwater potentiometric surface map for the $Tnsc_{1ab}$ hydrostratigraphic unit, second semester 2021.
Figure 2.7-4. Building 832 Canyon Operable Unit groundwater potentiometric surface map for the Upper $Tnbs_1$ hydrostratigraphic unit, second semester 2021.
Figure 2.7-5. Building 832 Canyon Operable Unit map showing individual VOC concentrations for the Qal/WBR hydrostratigraphic unit, second semester 2021.
Figure 2.7-6. Building 832 Canyon Operable Unit total VOC isoconcentration contour map and individual VOC concentrations for the $Tnsc_{1ab}$ hydrostratigraphic unit, second semester 2021.
Figure 2.7-7. Building 832 Canyon Operable Unit total VOC isoconcentration contour map and individual VOC concentrations for the Upper $Tnbs_1$ hydrostratigraphic unit, second semester 2021.
Figure 2.7-8. Building 832 Canyon Operable Unit map showing perchlorate concentrations for the Qal/WBR hydrostratigraphic unit, first semester 2021.
Figure 2.7-9. Building 832 Canyon Operable Unit perchlorate isoconcentration contour map for the $Tnsc_{1ab}$ hydrostratigraphic unit, first semester 2021.
Figure 2.7-10. Building 832 Canyon Operable Unit map showing nitrate concentrations for the Qal/WBR hydrostratigraphic unit, first semester 2021.
Figure 2.7-11. Building 832 Canyon Operable Unit map showing nitrate concentrations for the $Tnsc_{1ab}$ hydrostratigraphic unit, first semester 2021.
Figure 2.8-1. Building 801 Firing Table and Pit 8 Landfill site map showing monitor well locations, groundwater elevations, approximate groundwater flow direction, and nitrate, perchlorate, and individual VOC concentrations, for the $Tnbs_1/Tnbs_0$ hydrostratigraphic unit, first and second semesters 2021.
Figure 2.8-2. Building 833 site map showing monitor well locations, groundwater elevations, approximate groundwater flow direction, and individual VOC concentrations for the Tpsg hydrostratigraphic unit, first and second semesters 2021.
Figure 2.8-3. Building 845 Firing Table and Pit 9 Landfill site map showing monitor well locations, groundwater elevations, approximate groundwater flow direction, High Melting Point Explosive concentrations, uranium activity concentrations, and $^{235}U/^{238}U$ isotope atom ratios for the $Tnbs_1/Tnbs_0$ hydrostratigraphic unit, first and second semesters 2021.
Figure 2.8-4. Building 851 Firing Table site map showing monitor well locations, groundwater elevations, approximate groundwater flow direction, uranium activity concentrations,

and $^{235}U/^{238}U$ isotope atom ratios for the Tmss hydrostratigraphic unit, first and second semesters 2021.

List of Tables

Table Summ-1. Mass removed, January through December 2021.
Table Summ-2. Summary of cumulative remediation through December 2021.

Tables 2.1 – 2.5 (For physical copy, see attached CD)

Table 2.1. Wells installed and decommissioned at Site 300 from January through December 2021.
Table 2.2. Volumes of groundwater and soil vapor extracted and discharged, July through December 2021.
Table 2.3. Mass removed, July through December 2021.
Table 2.4. Concentrations and activity concentrations of contaminants of concern in groundwater extraction and treatment system influent and effluent, July through December 2021.
Table 2.5. 2021 annual summary of treatment facility operations.

Appendices

(For physical copy, see attached CD)

Appendix A. Results of Effluent pH Monitoring
Appendix B. First Semester 2022 Treatment Facility Sampling and Analysis Plans
Appendix C. Ground and Surface Water Sampling and Analysis Plans
Appendix D. Groundwater Elevations Measured During 2021
Appendix E. Land Use Controls for Remedial Actions at Site 300
Appendix F. Vapor Intrusion
Appendix G. 2021 Analytical Data Quality Assurance Summary

Attachments

(For physical copy, see attached CD)

Attachment 1. Analytical Results for Routine Monitoring During 2021

Acknowledgements

Many people support the Lawrence Livermore National Laboratory Site 300 Environmental Restoration Project. The dedication and diverse skills of all these individuals have contributed to the ongoing success of the Environmental Restoration Department activities. The editors wish to collectively thank all the contributing people and companies.

1. Introduction

This Compliance Monitoring Report (CMR) summarizes the Lawrence Livermore National Laboratory (LLNL) Site 300 Comprehensive Environmental Response, Compensation, and Liability Act (CERCLA) Remedial Action compliance monitoring activities performed during January through December 2021. The report is submitted in compliance with the Compliance Monitoring Plan (CMP)/Contingency Plan (CP) for Environmental Restoration at Lawrence Livermore National Laboratory Site 300 (Dibley et al., 2009a) and CMP/CP Addendum (MacQueen et al., 2013).

Compliance monitoring activities performed during January through June 2021 were summarized in the First Semester 2021 CMR (Buscheck et al., 2021). As noted in this report, although there was a significant improvement in personnel availability in 2021 as the pandemic situation improved, there were instances where sufficient personnel were not available to complete all required groundwater sampling and analysis per the CMP sampling and analysis requirements during the year. However, the vast majority of CMP monitoring requirements were met in 2021.

During 2021, approximately 6.9 million gallons (gal) of groundwater and 77 million cubic feet (cf) of soil vapor were treated at Site 300, removing approximately 7.7 kilograms (kg) of volatile organic compounds (VOCs), 57 grams (g) of perchlorate, 1,156 kg of nitrate, 84 g of Research Department Explosive (RDX), 0.68 g of TBOS (tetrabutyl orthosilicate)/TKEBS (tetrakis (2-ethylbutyl) silane), and 2.6 g of uranium (Table Summ-1).

Since remediation began in 1991, approximately 479 million gal of groundwater and over 1.43 billion cf of soil vapor have been treated, removing approximately 642 kg of VOCs, 1.9 kg of perchlorate, 23,442 kg of nitrate, 3.0 kg of RDX, 9.5 kg of TBOS/TKEBS, and 0.1 kg of uranium (Table Summ-2).

2. Site 300 Monitoring Program

Section 2 presents the monitoring results for the Site 300 remediation systems, groundwater monitoring network, and surface water sampling and analyses. These results are presented and discussed by operable unit (OU) as follows:

- Section 2.1, General Services Area (GSA) (OU 1);
- Section 2.2, Building 834 (OU 2);
- Section 2.3, Pit 6 Landfill (OU 3);
- Section 2.4, High Explosives Process Area (HEPA) (OU 4);
- Section 2.5, Building 850/Pit 7 Complex (OU 5);
- Section 2.6, Building 854 (OU 6);
- Section 2.7, Building 832 Canyon (OU 7); and
- Section 2.8, Site-Wide (OU 8) (Building 833, Building 801/Pit 8, Building 845/Pit 9, and Building 851).

The locations of the Site 300 OUs 1 through 8 are shown on Figure 2-1. Section 3 presents the detection monitoring results and inspection and maintenance summaries for the Pit 1, 2, 3, 4, 5, 6, 7, 8, and 9 Landfills in OU 3, OU 5, and OU 8. Inspection and maintenance of the Pit 7 Drainage Diversion System (DDS) and the Building 850 Corrective Action Management Unit (CAMU) is conducted in OU 5. Site 300 inspection reports and documentation for these locations will be provided to interested parties upon request.

Section 4 contains a discussion of the Risk and Hazard Management Program. Section 5 is a summary of the Data Management Program.

Information for wells or boreholes that were installed or decommissioned during 2021 is presented in Table 2.1. Tables 2.2 and 2.3 show monthly volumes of groundwater and soil vapor extracted and contaminant masses removed, respectively, for July through December 2021. Table 2.4 contains a summary of concentrations and activity concentrations of contaminants of concern (COCs) in groundwater extraction and treatment system influent and effluent between July and December 2021. Treatment facility operations and maintenance issues, and notable events that occurred during 2021, are included in Table 2.5.

Treatment facility pH data collected during the second semester of 2021 are presented in Appendix A. The treatment facility sampling and analysis plans for the first semester of 2022 are presented in Appendix B. The sampling and analysis plan for groundwater and surface water monitoring at Site 300 for all of 2021 is presented in Appendix C.

Appendix C explains deviations from the sampling plan for all the OUs. There are several scenarios when a monitor well may not be accessible during its planned sampling period. DOE/LLNL plans sampling events on a quarterly basis and the sampling coordinator makes every effort to schedule the sampling event when each location is anticipated to be accessible. There are many situations where a sampler may not have access to a well during an entire sampling period. However, samplers will make repeated attempts to access the location until the end of a given sampling period. The access issues can be grouped into four main categories:

Operational restrictions: Site 300 operates multiple programmatic facilities that perform unique experiments. There are explosives, radiation beam, and other "muster" events and corresponding areas that are often activated around these facilities during experiments, limiting access to sampling locations. The duration and size of the muster events and areas vary depending on each experiment. The sampling coordinator incorporates the best available knowledge into the sampling schedule, but the muster schedule is very dynamic.

Wildlife and sensitive habitat restrictions: Site 300 is home to multiple rare, endangered, and threatened species. Access to areas where these populations exist is controlled by the wildlife biologists who ensure that applicable federal and state regulations are enforced. Access to certain locations is often restricted by the presence of wildlife whose behavior and travel patterns are not predictable.

Terrain and weather-related restrictions: The topography of Site 300 consists of a series of steep hills and canyons. Elevation ranges from about 500 feet (ft) above mean sea level (amsl) in its southeast corner to about 1,750 ft amsl in the northwestern area. Sampling locations are typically accessed via dirt roads that quickly become unsafe or unnavigable for travel during and after significant rainfall events. Significant repairs may be required and access to sampling locations can be restricted for extended periods of time. Overgrown vegetation may also temporarily restrict access to springs. Samplers make every effort to reach sampling locations without compromising their safety.

Equipment malfunctions: DOE/LLNL uses a tracking system to monitor the operational status of each monitoring and extraction well, and the equipment in the well (e.g., dedicated submersible pump). When sampling equipment becomes inoperable, it is entered into the WellTrack system to prioritize and track the status of its repair or replacement. The sampling coordinator will schedule well sampling as soon as the repair or replacement is completed.

All groundwater elevation data for 2021 are included in the data tables presented in Appendix D.

A table summarizing current land use controls for the Site 300 OUs, maps of the locations of land use controls for each OU or subarea, and the completed Institutional Control Monitoring Checklist for 2021 are presented in Appendix E.

A summary of 2021 vapor intrusion (VI) indoor air sampling activities, data analysis, and resulting results and reporting for Site 300 buildings is provided in Appendix F.

Appendix G summarizes quality assurance activities that were conducted in 2021. This includes the information regarding the precision, accuracy, representativeness, comparability, completeness, and sensitivity (the "PARCCS" parameters) of the 2021 analytical data presented in this CMR. Analytical laboratory certifications, performance testing, DOECAP assessments, and ERD inspections and assessments are also discussed.

Total VOC isoconcentration contour maps were constructed by contouring the sum of the concentrations of the following VOCs: trichloroethene (TCE); tetrachloroethene (PCE); *cis*-1,2-dichloroethene (*cis*-1,2-DCE); *trans*-1,2-dichloroethene (*trans*-1,2-DCE); carbon tetrachloride (CTET); chloroform (CFORM); 1,1-dichloroethane (1,1-DCA); 1,2-dichloroethane (1,2-DCA); 1,1-dichloroethene (1,1-DCE); 1,1,1-trichloroethane (1,1,1-TCA); trichlorofluoromethane (Freon 11); 1,1,2-trichloro-1,2,2-trifluoroethane (Freon 113); 1,1,2-trichloroethane (1,1,2-TCA); and vinyl chloride. The individual VOCs that comprise these total VOC concentrations are also posted on these maps. VOC concentrations presented in the text are the sum total of the VOCs described above unless a specific VOC is cited. Isoconcentration contour maps and post-only maps for the primary COCs were constructed using second semester 2021 data. Isoconcentration contour maps and post-only maps for the secondary COCs were constructed using first semester 2021 data. To create a snapshot in time, hydraulic capture zones and extents of saturation are based on groundwater elevation data collected during the same semester as the COC data.

For collocated wells, the highest concentration was used for contouring. As a result, in some rare instances, the maximum COC concentrations reported in the text might not agree with the value posted on the contour map. The two values would not agree if the annual maximum concentration sample was collected during a different semester. The two values would also not agree if the maximum concentration sample was collected during the same semester, but during a different quarter. All COC and groundwater elevation maps were constructed using the quarterly sampling data set that contained the most complete geographic coverage for a particular semester. Specific groundwater monitoring data are discussed within each OU section. All groundwater analytical data are included in the data tables presented in Attachment 1.

Hydraulic capture and injection zones are also presented in this report. The capture zones are defined only for extraction and injection wells that were active during the time period when the groundwater elevations were measured. The capture zones are based primarily on the equipotentials for the groundwater elevation contour maps that are presented in this CMR. These equipotential-based CMR capture zones may also differ from the capture zones presented in the Site-Wide Remediation Evaluation Summary Report (SWRESR) (Ferry et al., 2006), because the SWRESR capture zones were estimated using computer models such as WinFlow© or FEFLOW© (Finite Element subsurface FLOW system). As a general rule, the CMR capture zones were extended to two upgradient groundwater elevation contours. For cases where there were few observation wells located nearby, a

Thiem solution for steady-state radial flow in the vicinity of a pumping well was used to control the groundwater elevation contours. In accordance with the 2009 CMP/CP requirements, hydraulic capture and injection zones are displayed on groundwater elevation contour maps, and primary and secondary COC isoconcentration contour maps for all OUs where active groundwater remediation was occurring in 2021 (i.e., OU 1, OU 2, OU 4, OU 5, OU 6, and OU 7), with one exception. Although treatment was active in OU 5 in 2021, capture zones are not depicted on its water elevation and COC contour maps, as the calculated capture zones are the same scale or smaller than the well symbols depicted on the maps. As previously mentioned, hydraulic capture zones are based on groundwater elevation data that were collected during the same semester that the COC data were collected.

In this report, concentrations for most compounds are reported in micrograms per liter (µg/L). The primary exception is nitrate, which is reported throughout this report in milligrams per liter (mg/L) as NO_3.

Every soil vapor treatment system (SVTS) at Site 300 is associated with its nearby groundwater treatment system (GWTS). The condensate that accumulates in these SVE systems is automatically conveyed and treated at the corresponding adjacent GWTS. DOE/LLNL has contingency plans for treating the condensate at a compatible GWTS, if the adjacent GWTS is idle due to freeze protection or for other reasons. The Building 833 sub-slab depressurization system (SSDS), which does not have a corresponding GWTS for its area, generates condensate that is collected and treated at the Building 815-Source (815-SRC) GWTS.

2.1. General Services Area (OU 1)

The General Services Area OU consists of the Eastern and Central GSA (EGSA and CGSA) areas.

Eastern General Services Area

The source of contamination in the EGSA was abandoned debris burial trenches that received craft shop debris. Leaching of solvents in the debris resulted in the release of VOCs to groundwater. A groundwater extraction and treatment system operated in the EGSA from 1991 to 2007 to remove VOCs from groundwater. VOC-contaminated groundwater was extracted from three wells (W-26R-03, W-25N-01, and W-25N-24) located downgradient of the debris burial trenches at a combined average flow rate of 45 gal per minute (gpm).

Remediation efforts in the EGSA successfully reduced concentrations of TCE and other VOCs in groundwater to below their respective maximum contaminant level (MCL) cleanup standards set in the GSA Record of Decision (ROD) (United States [U.S.] Department of Energy [DOE], 1997). The EGSA groundwater extraction and treatment system was shut off on February 15, 2007, with approval from the U.S. Environmental Protection Agency (EPA), Central Valley Regional Water Quality Control Board (RWQCB), and California Department of Toxic Substances Control (DTSC). As required by the GSA ROD, groundwater monitoring was conducted for five years after treatment facility shutdown to determine if VOC concentrations increased or "rebounded" above MCL cleanup standards. The results of this monitoring indicated that VOC concentrations had remained below MCL cleanup standards during the five-year post-shutdown monitoring period. These results were presented at the February 24, 2012, Remedial Project Managers (RPM) meeting. The regulatory agencies agreed that cleanup of the EGSA was complete, monitoring and reporting could cease, and close-out

documentation should be submitted. The final close-out document was submitted to the regulatory agencies on June 26, 2017 (Ferry et al., 2017).

Central General Services Area

At the CGSA, chlorinated solvents, primarily TCE, were historically used as degreasing agents in craft shops, such as at Building 875. Rinse water from degreasing operations was disposed of in dry wells. Typically, the dry wells were gravel-filled borings approximately three to four ft deep and two ft in diameter. The CGSA dry wells were used until 1982; in 1983 and 1984, these dry wells were decommissioned and excavated.

The CGSA GWTS has been operating since 1992, removing VOCs from groundwater. The CGSA GWTS was off-line for planned system and wellfield upgrades between December 2016 and October 2019. The facility was off-line for most of the first semester of 2021 due to various freeze protection and mechanical issues, and was operated from June through November 17, 2021, when it was secured again for freeze protection. The CGSA GWTS also treats water from the 830-Distal South (830-DISS) facility, which was off-line for most of the first semester of 2021 due to freeze protection and mechanical issues with the CGSA GWTS. The current CGSA GWTS configuration includes particulate filtration, air stripping to remove VOCs from extracted water, and granular activated carbon (GAC) to treat vapor effluent from the air stripper. Treated groundwater is discharged to the surrounding natural vegetation using misting towers. A map of the CGSA showing the locations of monitor and extraction wells, and treatment facilities is presented on Figure 2.1-1.

The CGSA SVTS began operation in 1994, adjacent to the Building 875 dry well contaminant source area, removing VOCs from soil vapor. The SVTS was off-line for system upgrades between December 2016 and September 2018. The CGSA SVTS was online for most of 2021. The SVE wellfield now consists of six wells (W-7I, W-875-07, W-875-08, W-875-09, W-875-11, and W-875-15) with an estimated combined total flow rate of approximately 26 standard cubic ft per minute (scfm). When the CGSA GWTS is operating, simultaneous groundwater extraction in the vicinity lowers the elevation of the water table and maximizes the volume of unsaturated soil influenced by vapor extraction. The SVTS configuration includes a water knockout chamber, a rotary vane blower, and four 140-pound vapor-phase GAC vessels arranged in series. Treated vapors are discharged to the atmosphere under a regulatory permit from the San Joaquin Valley Air Pollution Control District (SJVAPCD).

As discussed in the 2016 Annual CMR (Buscheck et al., 2017a), the plan to convert the CGSA-North GWTS to an extraction-only system was approved and completed on October 17, 2017. Since then, water at the CGSA-North GWES (groundwater extraction system) is extracted from the single extraction well, W-CGSA-2708, and collected in a portable tank. The extracted water in the tank is transferred to the CGSA GWTS for treatment and disposal once the tank becomes full.

2.1.1. GSA Groundwater and Soil Vapor Extraction and Treatment System Operations and Monitoring

2.1.1.1. GSA Compliance Summary

The Central GSA GWTS was off-line for most of the first semester of 2021 due to wintertime freeze protection through mid-April and equipment failure that was resolved in June. While operational from June until November 17, when it was secured for winter freeze protection, it operated in

compliance with the RWQCB substantive requirements for wastewater discharge. The CGSA SVTS system operated in compliance with the SJVAPCD air permit requirements during the duration of the reporting period. The CGSA-North extraction and collection system has no compliance monitoring requirements.

The CGSA treatment facility sampling and analysis plan complies with the monitoring requirements in the CMP/CP. The treatment facility sampling and analysis plan for the first semester of 2022 is presented in Appendix B. No modifications were made to the plan during this reporting period. However, as discussed above, the CGSA-North is now a groundwater extraction and collection system. Therefore, the only sampling is associated with the extraction well to track contaminant mass removal.

2.1.1.2. GSA Operations and Maintenance Issues

Information concerning CGSA and CGSA-North facilities operations and maintenance issues is presented in Table 2.5.

2.1.1.3. GSA Facility Performance Assessment

The monthly groundwater volumes extracted, soil vapor volumes extracted, and operational hours for the second semester of 2021 are summarized in Table 2.2. The total volumes of groundwater and vapor extracted and treated, and masses removed during the reporting period are presented in Table Summ-1. The cumulative volume of groundwater treated and VOC masses removed are summarized in Table Summ-2. Analytical results for influent and effluent water samples are presented in Table 2.4. The pH measurements are presented in Appendix A. Because groundwater treatment is not conducted at CGSA-North, effluent samples and pH measurements were not collected.

During the second semester of 2021, the CGSA SVE system extracted 6,503,000 cf of soil vapor. During the second semester of 2021, the CGSA GWTS system extracted approximately 212,800 gal of groundwater (Table 2.2).

The CGSA-North groundwater extraction and collection system operated as expected during the second semester of 2021 and extracted approximately 80 gal of groundwater. Due to extremely low yield from the single extraction well, the system must be shut down and drained when there is any threat of freezing temperatures, to prevent freeze damage and potential spills of untreated water. It is also routinely shut down to allow the extraction well to recover for quarterly compliance sample collection.

2.1.1.4. GSA Treatment Facility and Extraction Wellfield Modifications

The CGSA GWTS and SVTS have been recently upgraded; as such, no modifications were needed in 2021.

2.1.2. GSA Groundwater Monitoring

The sampling and analysis plan for groundwater monitoring at the CGSA for the entire year is presented in Appendix C. This table explains deviations from the sampling plan. The sampling and analysis plan for the three Eastern GSA off-site water-supply wells and the three Eastern GSA wells retained for CMP monitoring downgradient of the CGSA has been incorporated into Appendix C.

During the reporting period, groundwater monitoring was conducted in accordance with CMP monitoring requirements, with the following exceptions:

1. A total of seven required analyses for seven different wells were not performed because the wells were dry or there was insufficient water for sample collection.
2. A total of three required analyses for two different wells were not performed because of inoperable pumps.
3. A total of two required analyses for two wells were not performed because of inaccessible sampling ports.

Analytical results and groundwater elevation measurements obtained during 2021 are presented in Attachment 1 and Appendix D, respectively.

A groundwater potentiometric contour map for the Qt-$Tnsc_1$ and Qal-$Tnbs_1$ hydrostratigraphic units (HSUs) is shown on Figure 2.1-2.

2.1.3. GSA Remediation Progress Analysis

This section is organized into four subsections: mass removal, analysis of contaminant distribution and concentration trends, remediation optimization evaluation, and performance issues.

2.1.3.1. GSA Mass Removal

The monthly groundwater and soil vapor mass removal estimates for the second semester of 2021 are summarized in Table 2.3. The total mass removed during the reporting period and cumulative mass removal estimates are summarized in Table Summ-1 and Table Summ-2, respectively.

2.1.3.2. GSA Contaminant Concentrations and Distribution

At the CGSA, VOCs are the only COCs in groundwater and soil vapor. TCE is the most prevalent VOC, comprising approximately 90% of the total VOCs (TVOCs). Other VOC COCs include PCE; *cis*-1,2-DCE; *trans*-1,2-DCE; 1,1-DCA; 1,1-DCE; 1,1,1-TCA; 1,1,2-TCA; Freon 11; Freon 113; benzene; bromodichloromethane; CFORM; and vinyl chloride. The hydrostratigraphic units (HSUs) in the CGSA are the Qt-$Tnsc_1$ HSU (western part of CGSA), the Qal-$Tnbs_1$ HSU (eastern part of CGSA), and the underlying Upper and Lower $Tnbs_1$ HSUs.

For the Qt-$Tnsc_1$ and Qal-$Tnbs_1$ HSUs, an isoconcentration contour and individual concentration map for TVOCs, based on second semester of 2021 data, is presented on Figure 2.1-3. Because each CMR map is representative of contaminant concentrations during a particular semester, the maximum concentrations shown on the CMR map may not match the maximum concentrations for 2021 described in the text.

General trends of VOC concentrations in OU 1 include the following:

1. The historical maximum TVOC concentration in groundwater was 272,000 µg/L in March 1992, detected in a bailed sample collected from well W-875-07 during drilling.
2. TVOCs decreased to a current 2021 maximum of 650 µg/L in April, detected in dual extraction well W-7I.
3. The historical maximum TVOC soil vapor concentration was 603 parts per million on a volume per volume basis ($ppm_{v/v}$) in November 1999 in dual extraction well W-875-07.
4. TVOCs decreased to a current 2021 maximum of 5.9 $ppm_{v/v}$ in June in dual extraction well W-7I.

Dry Well Pad Area

The center of mass of the CGSA VOC plume in the Qt-$Tnsc_1$ and Qal-$Tnbs_1$ HSUs is located in the Building 875 dry well pad area, where the highest VOC and TCE concentrations continue to occur in the Qt-$Tnsc_1$ HSU. All of the wells in this area were sampled, as scheduled, during the reporting period, except for SVE well W-875-10, which was dry in March, May, and November, and was not sampled during the third quarter of 2021 due to insufficient personnel availability due to the COVID-19 pandemic. While TCE is the major VOC detected in the Building 875 dry well area, other VOCs typically detected in this area have included PCE; *cis*-1,2-DCE; 1,1-DCE; *trans*-1,2-DCE; 1,1-DCA; and 1,2-dichloroethane (1,2-DCA). Of these VOCs, only TCE, PCE, and *cis*-1,2-DCE have generally been present at concentrations that significantly exceed their MCL cleanup standards, while 1,2-DCA has been detected at or near its MCL cleanup standard of 0.5 µg/L.

Overall, a decreasing trend of VOC concentrations in groundwater continues in the dry well pad area. For example, TCE concentrations have decreased from a historical maximum of 240,000 µg/L in dual extraction well W-875-07 (1993) to a current 2021 maximum of 570 µg/L (April) in dual extraction well W-7I. PCE concentrations have decreased from a historical maximum of 25,000 µg/L (1993, well W-875-07) to a current 2021 maximum of 33 µg/L (April, well W-7I); *cis*-1,2-DCE concentrations have decreased from the 1993 historical maximum of 16,000 µg/L in dual extraction well W-7I to a current 2021 maximum of 86 µg/L (September) in dual extraction well W-875-08. 1,1-DCA concentrations have decreased from the 1993 historical maximum of 38 µg/L (well W-7I) to below the 5 µg/L MCL cleanup standard, at 0.66 µg/L (well W-7I, April 2021). Concentrations of 1,1-DCE have decreased from a historical maximum of 860 µg/L (well W-7I, 1993) to a current 2021 maximum of 5.6 µg/L (well W-7I, April).

In 2021, TCE soil vapor concentrations in wells W-875-07, W-875-08, W-875-09, W-875-11, and W-875-15 ranged from 0.0095 to 1.1 $ppm_{v/v}$, with the highest concentration occurring in dual extraction well W-875-09 in September. These vapor concentrations have decreased significantly from the historical maximum TCE concentration of 530 $ppm_{v/v}$ detected in extraction well W-875-07 in 1994.

Outside the Dry Well Pad Area

Outside the Building 875 dry well pad area, wells monitor the Qt-$Tnsc_1$, Qal-$Tnbs_1$, Upper $Tnbs_1$, and Lower $Tnbs_1$ HSUs. The overall spatial distribution of VOCs in groundwater downgradient of the Building 875 dry well pad source area did not change significantly during 2021.

Qt-$Tnsc_1$ and Qal-$Tnbs_1$ HSUs

For monitor wells outside the dry well pad area and screened in the Qt-$Tnsc_1$ and the Qal-$Tnbs_1$ HSUs, the historical maximum TVOC concentration was detected in well W-7O (screened in the Qt-$Tnsc_1$ HSU) at 920 µg/L (1994). The current 2021 maximum of 275 µg/L (August) was detected in the same well. In addition to TCE, other VOCs detected during the reporting period include PCE; *cis*-1,2-DCE; 1,1-DCE; and Freon 11. Of these VOCs, only TCE is typically present above its MCL cleanup standard of 5 µg/L. However, in three samples from monitor well W-7O, PCE was also detected slightly above its MCL cleanup standard of 5 µg/L at 12 µg/L, 14 µg/L, and 18 µg/L in March, April, and August 2021, respectively.

Upper $Tnbs_1$ HSU

Five monitor wells (W-7A, W-7B, W-7C, W-7E, and W-7N) are screened in the Upper $Tnbs_1$ HSU. No VOCs were detected above reporting limits in these wells during 2021. Concentrations of VOCs above reporting limits have not been detected in these wells since 2012.

Lower $Tnbs_1$ HSU

Five monitor wells (W-873-01, W-7G, W-7K, W-7L, and W-7M) are screened in the deeper Lower $Tnbs_1$ HSU. The historical maximum TVOC concentration in this HSU was detected in well W-7G at 47 µg/L (mostly TCE, 1989). No VOCs were detected above reporting limits in these wells during 2021. Vinyl chloride was detected at 0.54 µg/L in a sample taken from well W-7G in December 2019. In addition, a TVOC concentration of 13.8 µg/L, comprised of 11 µg/L of TCE and 2.8 µg/L of *cis*-1,2-DCE, was detected in well W-873-01 in December 2017. This well was installed in 1988 and except for the one-time detection in 2017, VOCs had never been detected above reporting limits in well W-873-01. VOCs were not detected in subsequent samples from the well taken in 2018 through 2021. Wells W-873-01 and W-7G will continue to be monitored closely. Except for the December 2017 detections, VOCs had not exceeded their respective reporting limits in Lower $Tnbs_1$ HSU CGSA wells since 2001.

South of the Site 300 Boundary

South of the Site 300 boundary, 17 wells monitor the Qt-$Tnsc_1$ HSU, Upper $Tnbs_1$ HSU, and Lower $Tnbs_1$ HSU.

Qt-$Tnsc_1$ HSU

During 2021, TVOC concentrations were detected above reporting limits in two Qt-$Tnsc_1$ HSU off-Site 300 monitor wells, W-35A-01 at 21.7 µg/L (December, comprised of 20 µg/L of TCE, 1.2 µg/L of PCE, and 0.5 µg/L of Freon 11) and W-35A-10 at 8.9 µg/L (November, comprised of 5.6 µg/L of TCE and 3.3 µg/L of Freon 11). TVOC concentrations of 10 µg/L were also detected in well W-35A-10 in June, whereas well W-35A-01 did not have sufficient water for sample collection during the same event. The historical maximum TVOC concentration observed in Qt-$Tnsc_1$ HSU groundwater south of the Site 300 boundary was detected in 1991 in well W-35A-01 at 545 µg/L (comprised of 510 µg/L of TCE, 32 µg/L of PCE, and 3 µg/L of 1,1-DCE). During the reporting period, no VOCs were detected above their reporting limits in the remaining Qt-$Tnsc_1$ HSU CGSA wells located south of the Site 300 boundary.

Upper $Tnbs_1$ HSU

During 2021, VOCs were not detected in the three monitor wells (W-35A-05, W-35A-12, and W-35A-13) screened in the Upper $Tnbs_1$ HSU, south of the Site 300 boundary. VOCs were last detected in this HSU in 2006 (0.59 µg/L of TCE, W-35A-13).

Lower $Tnbs_1$ HSU

Five Lower $Tnbs_1$ wells are located south of the Site 300 boundary. A monthly groundwater sample collected in December 2021 from water-supply well CDF1 yielded low concentrations of vinyl chloride at 0.69 µg/L in the duplicate sample and 0.52 µg/L in the routine sample. Because vinyl chloride has never been detected above the 0.5 µg/L reporting limit in the sampling history of the well back to 1987, the well was resampled in early January 2022; the resulting data will be reported in the first semester 2022 CMR. This well will continue to be monitored for future trends.

VOCs were not detected above their reporting limits in the other four Lower $Tnbs_1$ CGSA wells located south of the Site 300 boundary. Except for the low vinyl chloride concentrations reported in samples from water-supply well CDF1 in December, VOCs have not been reported in this HSU since January 2014, when 0.81 µg/L of CFORM was detected in well CDF1.

2.1.3.3. GSA Remediation Optimization Evaluation

The CGSA GWTS extracted 239,208 gal of groundwater and removed 39 g of VOC mass during 2021 (Table Summ-1). During 2021, the CGSA SVTS extracted approximately 12,827,000 cf of soil vapor and removed 184 g of VOC mass. A total of 130 gal of groundwater and 0.0025 g of VOC mass were extracted and removed at CGSA-North during 2021. Table Summ-2 lists the mass removed by each individual treatment facility over its operational history. Table 2.2 shows the volumes of groundwater and soil vapor treated and discharged and each of the facilities' operational hours for the second semester of 2021.

Static water levels measured in GSA groundwater wells in 2021 were lower than those measured in 2020 as a result of the below-average rainfall during the 2020-2021 winter season. The 2021 water year rainfall total at Site 300 was approximately 40% less than the 2020 total. Water levels in wells that are predominantly screened in the Qal (alluvial channel fill), Qt (terrace alluvium), and weathered bedrock were approximately 2.5 ft lower than those observed in 2020. Water levels in wells that are primarily screened in bedrock (e.g., Upper $Tnbs_1$, Lower $Tnbs_1$, and $Tnsc_1$ HSUs) were approximately 1.5 ft lower on average than those observed in 2020.

Groundwater extraction at the CGSA GWTS continues to capture groundwater with the highest VOC concentrations. Remediation efforts have reduced TVOC concentrations in CGSA groundwater from a historical maximum of 272,000 µg/L in a bailed groundwater sample that was collected during the drilling of well W-875-07 (1992) to a current 2021 maximum of 650 µg/L (well W-7I, April). At the eastern edge of the VOC plume, VOC concentrations continue to decrease and remain below MCL cleanup standards in monitor wells W-26R-06 and W-26R-11.

Groundwater remediation continues to reduce VOC concentrations in two key off-site performance monitor wells, W-35A-01 and W-35A-10, located within 50 and 100 ft of the southern site boundary, respectively. Analysis of recent data from operating extraction wells shows that well W-35A-01 may be within the hydraulic capture zone of CGSA extraction well W-875-08. TVOC concentrations in well W-35A-01 have decreased from the historical maximum of 545 µg/L (1991) to 21.7 µg/L in December 2021. TCE in well W-35A-01 declined from its historical maximum of 510 µg/L (1991) to 20 µg/L in December 2021 and is currently the only VOC exceeding its MCL cleanup standard in this well. Although well W-35A-10 is likely not within the hydraulic capture zone of the CGSA extraction wellfield, TVOC concentrations continue to exhibit a long-term declining trend due to hydraulic capture of VOCs upgradient of this well. TVOC concentrations in well W-35A-10 declined to 8.9 µg/L in November 2021, down from a historical maximum of 86 µg/L in 1994. TCE concentrations in well W-35A-10 have also declined from a historical maximum of 40 µg/L (1994) to 5.6 µg/L in November 2021, whereas Freon 11 concentrations in this well have declined from a historical maximum of 46 µg/L (1994) to 3.3 µg/L over the same time period. TCE was the only compound detected slightly above its MCL cleanup standard in well W-35A-10 during 2021.

2.1.3.4. GSA OU Remedy Performance Issues

The CGSA GWTS, SVTS, and CGSA-North GWES operated for the majority of the second semester. There were no new issues that affected the performance of the cleanup remedy for the GSA OU. The extent of VOCs in excess of MCL cleanup standards did not change and concentrations decreased overall from those detected in 2020. The remedy continues to be effective and protective of human health and the environment and is making progress toward cleanup.

2.2. Building 834 (OU 2)

The Building 834 area has been used to test the stability of weapons and weapon components under various environmental conditions since the 1950s. Past spills and piping leaks in this OU have resulted in soil and groundwater contaminated with VOCs and TBOS/TKEBS, silicate oils that are co-contaminants with TCE. Nitrate concentrations in Building 834 groundwater that exceed the MCL cleanup standard (45 mg/L) are likely caused by a combination of natural sources and septic system leachate. In addition, prior to 1994, a former underground diesel storage tank released diesel to the subsurface; the tank was excavated and removed in 1994.

The Building 834 OU is informally divided into three areas: the core, leachfield (septic system), and distal areas (Figure 2.2-1). The core area generally refers to the vicinity of the buildings and test cells in the center of the Building 834 area where most of the contaminant releases occurred. The leachfield area is located immediately southwest of the core area. The distal (T2) area refers to the area downgradient (south) of the core and leachfield areas. A map of the Building 834 OU showing the locations of monitor and extraction wells, and the treatment facility is presented on Figure 2.2-1.

The Building 834 GWTS and SVTS began operation in 1995 and 1998, respectively. These treatment systems are in the core area. The GWTS removes VOCs, nitrate, and TBOS/TKEBS from groundwater extracted primarily from the Tpsg HSU, with one well extracting from the deeper Tps-Tnsc$_2$ HSU. The SVTS removes VOCs from soil vapor. Due to the very low groundwater yield from individual extraction wells (<0.1 gpm), the GWTS and SVTS have been operated simultaneously in batch mode. The GWTS can be operated alone. Historically, the SVTS typically has not been operated without concurrent groundwater extraction. If the water table is not sufficiently lowered beneath the screen of each dual extraction well prior to vapor pumping, the rising groundwater can cover the well screen, hampering vapor flow into the well. During this reporting period, the SVTS was successfully operated without concurrent groundwater extraction, for the purpose of mitigating potential VI into nearby buildings.

The current extraction wellfield consists of 13 dual extraction wells, 12 of which extract from the Tpsg HSU, and one well, W-834-2001, which extracts from the deeper Tps-Tnsc$_2$ HSU. Nine extraction wells (W-834-B2, W-834-B3, W-834-D4, W-834-D6, W-834-D7, W-834-D12, W-834-D13, W-834-J1, and W-834-2001) are located within the core area and four wells (W-834-S1, W-834-S12A, W-834-S13, and W-834-2113) are located within the leachfield area. Groundwater is extracted on a cyclic basis because the wells cannot sustain continuous pumping. During this reporting period, extraction was limited; the GWTS remained off throughout the winter season freeze protection period followed by 23 days of operation in April. In early May, a failure of a transfer pump caused the GWTS to remain off through August 11, when it was restarted and operated for 97 days through November 15; at that time the system was taken off-line for freeze protection. The SVTS operated

throughout the entire year and extracted soil vapor at a combined flow rate of approximately 85 scfm. The current GWTS configuration includes hydrocarbon adsorption devices to remove floating TBOS/TKEBS silicate oil and diesel fuel (if present), followed by aqueous-phase GAC to remove VOCs, dissolved-phase TBOS/TKEBS, and diesel fuel from groundwater. Nitrate-bearing treated effluent is then discharged via a misting tower on to the landscape for uptake and utilization of the nitrate by indigenous grasses. The current SVTS configuration includes vapor-phase GAC for VOC removal. Treated vapors are discharged to the atmosphere in compliance with an air permit issued by the SJVAPCD.

Since 2005, a long-term enhanced *in situ* bioremediation treatability test has been conducted at the distal T2 area. This testing has included biostimulation to transform groundwater from oxidizing to reducing conditions and bioaugmentation with KB-1™, a natural non-pathogenic microbial consortium capable of complete dechlorination of TCE to ethene. This long-term test is summarized in Section 2.2.3.4.

2.2.1. Building 834 OU Groundwater and Soil Vapor Extraction and Treatment System Operations and Monitoring

2.2.1.1. Building 834 OU Compliance Summary

The Building 834 treatment facility sampling and analysis plan complies with the monitoring requirements in the CMP/CP. The sampling and analysis plan for the first semester of 2022 is presented in Appendix B. No modifications were made to the plan during this reporting period.

2.2.1.2. Building 834 OU Operations and Maintenance Issues

Information concerning the Building 834 GWTS and SVTS facilities operations and maintenance issues is presented in Table 2.5.

2.2.1.3. Building 834 OU Facility Performance Assessment

The monthly groundwater and soil vapor volumes extracted and operational hours for the second semester of 2021 are summarized in Table 2.2. The total volumes of groundwater and vapor extracted and treated, and contaminant masses removed during the reporting period are presented in Table Summ-1. The cumulative volume of groundwater and soil vapor treated and discharged, and masses removed are summarized in Table Summ-2. Analytical results for influent and effluent water samples collected during the second semester of 2021 are presented in Table 2.4. The pH measurements are presented in Appendix A.

The Building 834 GWTS system operated for 2,283 hours during the second semester of 2021 and extracted 28,160 gal of groundwater (Table 2.2). The Building 834 SVTS system operated for 4,232 hours during the second semester of 2021 and extracted 26,934,000 cf of soil vapor.

2.2.1.4. Building 834 OU Treatment Facility and Extraction Wellfield Modifications

No modifications to the treatment facilities were made during this reporting period.

2.2.2. Building 834 OU Groundwater Monitoring

The status of the 2021 annual groundwater monitoring sampling and analysis at Building 834 is presented in Appendix C. This table also explains deviations from the sampling plan. Analytical results and groundwater elevation measurements obtained during 2021 are presented in Attachment 1 and

Appendix D, respectively. Figure 2.2-2 shows the second semester 2021 groundwater potentiometric surface map for the Tpsg HSU in the Building 834 OU.

During the second semester of 2021, groundwater monitoring was conducted in accordance with the CMP monitoring requirements with the following exception: a total of 38 required analyses for 38 different wells were not performed. Eleven wells were dry or there was insufficient water to collect the samples, 24 required analyses were not performed because of limited personnel availability due to the COVID-19 pandemic, and three required analyses were not performed because the wells were inaccessible.

2.2.3. Building 834 OU Remediation Progress Analysis

This section is organized into five subsections: mass removal, analysis of contaminant distribution and concentration trends, remediation optimization evaluation, treatability study, and remedy performance issues.

2.2.3.1. Building 834 OU Mass Removal

The monthly groundwater and soil vapor mass removal estimates for the second semester of 2021 are summarized in Table 2.3. The total mass removed during 2021 and cumulative mass estimates are summarized in Table Summ-1 and Table Summ-2, respectively.

2.2.3.2. Building 834 OU Contaminant Concentrations and Distribution

At the Building 834 OU, VOCs (primarily TCE, but also PCE; *cis*-1,2-DCE; 1,1,1-TCA; and CFORM) are the primary COCs detected in groundwater. TBOS/TKEBS and nitrate are the secondary COCs. These COCs have been identified in two shallow HSUs: (1) the Tpsg gravel perched water-bearing zone, and (2) the underlying Tps-Tnsc$_2$ perching horizon.

For the Building 834 OU:

- Second semester 2021 individual VOC, TBOS/TKEBS and nitrate concentrations for the Tps-Tnsc$_2$ HSU are posted on Figure 2.2-3.
- Second semester 2021 total VOC isoconcentration contours and individual VOC concentrations for the Tpsg HSU are presented on Figure 2.2-4.
- First semester 2021 TBOS/TKEBS concentrations for the Tpsg HSU are posted on Figure 2.2-5.
- First semester 2021 nitrate concentrations for the Tpsg HSU are posted on Figure 2.2-6.

Because each CMR map is representative of contaminant concentrations during a particular semester, the maximum concentration shown on a CMR map may not match the maximum concentration for 2021 described in the text.

2.2.3.2.1. VOCs Concentrations and Distribution

Although the overall extent of VOCs in Building 834 OU groundwater and soil vapor have not changed significantly, the maximum concentrations have decreased by several orders of magnitude since remediation began in the mid-1990s. The most significant changes in the extent of VOC-contaminated groundwater, especially beneath the core area, have resulted from changes in the extent of saturation. Slightly above-average rainfall and recharge during the 2018-2019 winter season was followed by below-average rainfall and less recharge during the 2019-2020 and 2020-2021 winter

seasons. These changes have slightly reduced the areal extent of saturation and VOCs, mostly in the core area.

VOCs detected in Building 834 area groundwater consist primarily of TCE and *cis*-1,2-DCE. Other VOCs including PCE; 1,1,1-TCA; CFORM; vinyl chloride; 1,1-DCE; 1,1,2-TCA; *trans*-1,2-DCE; Freon 11; Freon 113; and CTET; ethane and ethene have also been detected, albeit at much lower concentrations in recent years.

Since 2004 (including 2021), 1,1,1-TCA has not been observed above its typical reporting limit of 0.5 µg/L in any Building 834 OU wells.

Core Area

The Building 834 core area continues to exhibit high VOC concentrations in groundwater and soil vapor. VOC concentrations and distribution in groundwater and soil vapor in the Tpsg and Tps-$Tnsc_2$ HSUs in the Building 834 core area are discussed below.

Tpsg HSU

The Tpsg HSU in the core area has exhibited declining VOC concentration trends since treatment began in 1995. Twenty-seven wells (19 monitor and 8 dual extraction wells) are screened in the Tpsg HSU in the core area. Significant progress has been made in removing VOC mass from extracted groundwater and vapor. While the spatial extent of VOCs has decreased over time, the highest concentrations continue to occur near core area wells W-834-C5, W-834-D3, W-834-D4, W-834-D5, W-834-D6, W-834-D7, W-834-D13 and W-834-D14.

Concentrations of primary COC VOCs in Tpsg HSU groundwater within the core area are generally declining:

- The historical maximum TVOC concentration is 1,100,000 µg/L, detected in 1988 in well W-834-D5.
- TVOC concentrations have declined to a current 2021 maximum of 8,500 µg/L, detected in March in well W-834-D5.
- The historical maximum TCE concentration is 1,100,000 µg/L, detected in 1988 in well W-834-D5.
- TCE concentrations have declined to a current 2021 maximum of 6,200 µg/L, detected in October in well W-834-D7.
- The historical maximum *cis*-1,2-DCE concentration is 540,000 µg/L, detected in 1990 in well W-834-D4.
- *cis*-1,2-DCE concentrations have declined to a current 2021 maximum of 6,400 µg/L, detected in March in well W-834-D5.
- The historical maximum PCE concentration is 10,000 µg/L, detected in 1993 in well W-834-D3.
- PCE concentrations have declined to a current 2021 maximum of 35 µg/L, detected in October in well W-834-D7.
- The historical maximum 1,1,1-TCA concentration is 33,000 µg/L, detected in 1991 in well W-834-J1.

- 1,1,1-TCA concentrations remained below the typical laboratory reporting limit range of 0.5 to 2.5 µg/L in all core area Tpsg HSU wells during 2021.
- The historical maximum CFORM concentration is 44 µg/L, detected in 2009 in well W-834-1709.
- CFORM concentrations have declined to a current 2021 maximum of 0.96 µg/L, detected in March in well W-834-1709.

In the core area, *cis*-1,2-DCE, vinyl chloride, and ethene are microbial dechlorination products of TCE that appear to be present in portions of the Tpsg HSU that contain TBOS/TKEBS. These silicate oils support long-term dechlorination of TCE. TBOS and TKEBS can slowly hydrolyze abiotically to butanol and ethylbutanol, respectively, and ferment biotically to butyrate and ethylbutyrate, respectively. During fermentation of these alcohols, hydrogen is produced, providing electrons for microbial dechlorinators. Butyrate is an excellent slow-fermenting substrate, producing the hydrogen needed for dehalogenation (Vancheeswaran, 1998; Yu and Semprini, 2002).

Reductive dechlorination is occurring in this area as indicated by the occurrence of vinyl chloride at specific concentrations of:

- 170 µg/L (March) in core area monitor well W-834-D5;
- 63 µg/L (July) in core area extraction well W-834-B3;
- 57 µg/L (February) in core area extraction well W-834-D3;
- 15 µg/L (March) core area extraction well W-834-D4;
- 6.1 µg/L (February) in core area monitor well W-834-D14;
- 0.89 µg/L (March) in core area monitor well W-834-1709; and
- 0.68 µg/L (October) in core area extraction well W-834-D13.

While many bacteria species are capable of the initial step in reductively dechlorinating TCE to *cis*-1,2-DCE, so far, only certain strains of *Dehalococcoides mccartyi (Dhc)* have been found capable of dechlorinating *cis*-1,2-DCE to vinyl chloride and vinyl chloride to innocuous ethene and ethane (Pérez-de-Mora et al., 2018). During 2021, these wells were not sampled for light hydrocarbons (i.e., the dissolved gases ethene, ethane, methane) and volatile fatty acids. However, the most recent sampling for these analytes, conducted in September 2017, yielded ethene concentrations as high as 99 µg/L in monitor well W-834-D3, with lesser concentrations of ethene (ranging from less than the 0.1 µg/L reporting limit to 1.1 µg/L) in the remaining core area wells. A recent oxidation/reduction potential (ORP) measurement of -87 millivolts (mV) (March 2021) in core area well W-834-A1 indicated reducing subsurface conditions were still present although less than observed in previous years. Historically, these data have suggested that complete reductive dechlorination is still occurring in portions of the core area, supported by the presence of TBOS/TKEBS as an electron donor. In general, wells that contained TBOS/TKEBS exhibited the highest concentrations of *cis*-1,2-DCE and vinyl chloride, which accumulate under anaerobic conditions when the SVE system is not operational, such as during winter freeze protection shutdown periods. Concentrations of *cis*-1,2-DCE and vinyl chloride decline once the SVE system is restarted and the subsurface becomes more oxygenated in the summer. During the most recent 2020-2021 winter freeze protection shutdown period, groundwater extraction was suspended while SVE continued.

Also, while not a COC, in 2021, 1,1-DCE was detected above the reporting limit in nine core area Tpsg HSU wells (W-834-B2, W-834-B3, W-834-D3, W-834-D4, W-834-D5, W-834-D7, W-834-D13, W-834-D14, and W-834-1709). Only well W-834-D5 yielded 1,1-DCE in excess of the 6 µg/L MCL cleanup standard with 11 µg/L (March). Other VOCs in core area Tpsg HSU wells (including *trans*-1,2-DCE; 1,1-DCA; 1,2-DCA; 1,1,2-TCA; Freon 11; Freon 113; and CTET) either did not exceed reporting limits or were below their MCL cleanup standards.

During the reporting period, TCE soil vapor concentrations in core area SVE wells ranged from 0.02 to 12 $ppm_{v/v}$. This represents a three-order-of-magnitude decrease from the pre-remediation maximum TCE concentration of 3,200 $ppm_{v/v}$ in 1989 (extraction well W-834-D4). Well W-834-D4 is located about 10 ft from former extraction well W-834-D5, where the historical maximum groundwater VOC concentration in the Tpsg HSU occurred. The highest TCE soil vapor concentration (12 $ppm_{v/v}$) was detected in extraction well W-834-B2 on October 19, 2021, a result representative of pumping conditions.

Tps-Tnsc$_2$ HSU

In the core area, underlying the Tpsg HSU, the Tps-Tnsc$_2$ HSU continues to contain the highest VOC groundwater concentrations in the Building 834 OU and at Site 300. Seven wells (six monitor and one dual extraction wells) are screened in the Tps-Tnsc$_2$ HSU. Progress has been made in removing COC mass in both the aqueous and vapor phases. While the spatial extent of VOCs has decreased over time, the highest concentrations continue to occur near core area wells W-834-2001, W-834-A1, and W-834-U1.

Concentrations of primary COC VOCs in Tps-Tnsc$_2$ HSU groundwater within the core area are generally declining:

- The historical maximum TVOC concentration is 298,000 µg/L, detected in 2012 in well W-834-A1.
- TVOC concentrations have declined to a current 2021 maximum of 187,000 µg/L, detected in March in well W-834-A1.
- The historical maximum TCE concentration is 298,000 µg/L, detected in 2012 in well W-834-A1.
- TCE concentrations have declined to a current 2021 maximum of 150,000 µg/L, detected in March in well W-834-A1.
- The historical maximum *cis*-1,2-DCE concentration is 36,000 µg/L, detected in 2000 in well W-834-D8.
- The current 2021 maximum *cis*-1,2-DCE concentrations of 36,000 µg/L was detected in March in well W-834-A1.
- The historical maximum PCE concentration is 7,900 µg/L, detected in 2001 in well W-834-A1.
- PCE concentrations have declined to a current 2021 maximum of 750 µg/L, detected in March in well W-834-A1.
- The historical maximum CFORM concentration is 42 µg/L, detected in wells W-834-A1 and W-834-U1 in 2000.

- CFORM concentrations have declined to a current 2021 maximum of 26 µg/L, detected in March in well W-834-A1.
- The historical maximum 1,1,1-TCA concentration is 28 µg/L, detected in 2000 in well W-834-A1.
- 1,1,1-TCA concentrations have declined to below the reporting limit range of 0.5 to 2.5 µg/L in all core area Tps-Tnsc$_2$ HSU wells during 2021.

Additionally, while not COCs, vinyl chloride was detected in 2021 at 42 µg/L (February) in well W-834-U1, and 1,1-DCE was detected above the 6 µg/L MCL cleanup standard in one core area Tps-Tnsc$_2$ HSU well (W-834-A1, 160 µg/L, March). Other VOCs in Tps-Tnsc$_2$ HSU wells (including *trans*-1,2-DCE; 1,1-DCA; 1,2-DCA; 1,1,2-TCA; Freon 11; Freon 113; and CTET) were below their MCL cleanup standards during 2021.

During the reporting period, the highest TCE soil vapor concentration from the only core area Tps-Tnsc$_2$ HSU SVE well, W-834-2001, was 0.82 ppm$_{v/v}$ in a sample collected on October 19, 2021, under pumping conditions. The historical maximum TCE vapor concentration from this well is 30 ppm$_{v/v}$ (April 2011), which was representative of rebound conditions following a prolonged period of treatment facility shutdown. Higher vapor concentrations may be observed after an extended rebound period.

Leachfield Area

VOC concentrations and distribution in groundwater and soil vapor in the Tpsg and Tps-Tnsc$_2$ HSUs in the Building 834 leachfield area are discussed below.

Tpsg HSU

The Tpsg HSU in the leachfield area has exhibited declining VOC concentration trends since treatment began in 1995. Six wells (two monitor and four dual extraction wells) are screened in the Tpsg HSU in the Building 834 OU. Progress has been made in removing COC mass in both the aqueous and vapor phases. While the spatial extent of contamination has decreased over time, the highest VOC concentrations continue to occur in the vicinity of leachfield area wells W-834-2113, W-834-S1, and W-834-S13.

Concentrations of primary COC VOCs in Tpsg HSU groundwater within the leachfield area are generally declining:

- The historical maximum TVOC concentration is 179,000 µg/L, detected in 1988 in well W-834-S1.
- TVOC concentrations have declined to a current 2021 maximum of 2,000 µg/L, detected in March in extraction well W-834-2113.
- The historical maximum TCE concentration is 170,000 µg/L, detected in 1988 in well W-834-S1.
- TCE concentrations have declined to a current 2021 maximum of 2,000 µg/L, detected in March in extraction well W-834-2113.
- The historical maximum *cis*-1,2-DCE concentration is 3,900 µg/L, detected in 2003 in well W-834-S13.
- *cis*-1,2-DCE concentrations have declined to a current 2021 maximum of 84 µg/L, detected in October in extraction well W-834-S1.

- The historical maximum PCE concentration is 6,300 µg/L, detected in 1986 in well W-834-S1.
- PCE concentrations have declined to a 2021 maximum of 4.9 µg/L, detected in October in extraction well W-834-S1.
- The historical maximum 1,1,1-TCA concentration is 300 µg/L, detected in 1986 in well W-834-S1.
- 1,1,1-TCA concentrations have declined to below the reporting limit range of 0.5 to 2.5 µg/L, in all leachfield area Tpsg HSU wells during 2021.
- The historical maximum CFORM concentration is 950 µg/L, detected in 1989 in well W-834-S1.
- CFORM concentrations have declined to below the typical reporting limit of 0.5 µg/L, in all leachfield area Tpsg HSU wells during 2021.

Except for October detections of 0.66 µg/L and 0.58 µg/L of 1,1,2-TCA in W-834-S12A and W-834-2112, respectively, other VOCs (including *trans*-1,2-DCE; 1,1-DCA; 1,2-DCA; CTET; vinyl chloride; Freon 11; and Freon 113) did not exceed reporting limits in Tpsg HSU leachfield area wells during this reporting period.

During 2021, TCE soil vapor concentrations ranged from 0.16 to 2.5 $ppm_{v/v}$, significantly lower than the 710 $ppm_{v/v}$ maximum pre-remediation concentration measured in 2004 in leachfield area well W-834-S13. The highest TCE soil vapor concentration (2.5 $ppm_{v/v}$) was sampled in extraction well W-834-2113 on April 20, 2021, a result representative of pumping conditions.

Tps-Tnsc$_2$ HSU

In the leachfield area, the Tps-Tnsc$_2$ HSU has continued to exhibit overall declining VOC concentrations since monitoring began in 1989. The underlying Tps-Tnsc$_2$ HSU, monitored by two wells, W-834-S8 and W-834-S9, exhibits VOC concentrations significantly lower than in the overlying Tpsg HSU or in the core area.

Concentrations of primary COC VOCs in Tps-Tnsc$_2$ HSU groundwater within the leachfield area are generally declining:

- The historical maximum TVOC concentration is 16,000 µg/L, detected in 1992 in well W-834-S8.
- TVOC concentrations have declined to a current 2021 maximum of 3,100 µg/L, detected in February in well W-834-S8.
- The historical maximum TCE concentration is 16,000 µg/L, detected in 1992 in well W-834-S8.
- TCE concentrations have declined to a current 2021 maximum of 3,000 µg/L, detected in February in well W-834-S8.
- The historical maximum *cis*-1,2-DCE concentration is 130 µg/L, detected in 1991 in well W-834-S8.
- *cis*-1,2-DCE concentrations have declined to a current 2021 maximum of 58 µg/L, detected in February in well W-834-S8.
- The historical maximum PCE concentration is 170 µg/L, detected in 1993 in well W-834-S8.

- PCE concentrations have declined to a current 2021 maximum of 34 µg/L, detected in February in well W-834-S8.
- The historical maximum 1,1,1-TCA concentration is 260 µg/L, detected in 1991 in well W-834-S8.
- 1,1,1-TCA concentrations have declined to below the reporting limit range of 0.5 to 2.5 µg/L in all leachfield area Tps-$Tnsc_2$ HSU wells during 2021.
- The historical maximum CFORM concentration is 6.1 µg/L, detected in 1993 in well W-834-S8.
- CFORM concentrations have declined to a current 2021 maximum of 2 µg/L, detected in February in well W-834-S8.

Similar to results from recent years, concentrations of other VOCs in leachfield area Tps-$Tnsc_2$ HSU wells (including *trans*-1,2-DCE; 1,1-DCE; 1,1-DCA; 1,2-DCA; 1,1,2-TCA; Freon 11; Freon 113; CTET; and vinyl chloride) either did not exceed reporting limits or were below applicable MCL cleanup standards.

Distal Area

VOC concentrations and distribution in groundwater in the Tpsg, Tps-$Tnsc_2$, and $Tnbs_1$ HSUs in the Building 834 distal area are discussed below.

Tpsg HSU

Since monitoring began in 1989, the Tpsg HSU in the distal area has continued to exhibit declining VOC concentrations. There are 23 monitor wells completed in this HSU. In the T2 area, the Tpsg HSU has been the target of a long-term enhanced *in situ* bioremediation treatability study since 2005, as discussed in Section 2.2.3.4 of this report. While TVOC concentration reductions of an order of magnitude have been achieved since the start of the treatability study, elevated VOC concentrations continue to occur in the vicinity of distal area wells W-834-2117, W-834-T2A, W-834-T2B, W-834-T2D, W-834-1825, and W-834-1833.

Concentrations of primary COC VOCs in Tpsg HSU groundwater within the distal area are generally declining:

- The historical maximum TVOC concentration is 86,000 µg/L, detected in 1988 in well W-834-T2A.
- TVOC concentrations have declined to a current 2021 maximum of 6,600 µg/L, detected in September in well W-834-T2B.
- The historical maximum TCE concentration is 86,000 µg/L, detected in 1988 in well W-834-T2A.
- TCE concentrations have declined to a current 2021 maximum of 6,600 µg/L, detected in August in well W-834-T2B.
- The historical maximum *cis*-1,2-DCE concentration is 6,200 µg/L, detected in 2008 in well W-834-T2.
- *cis*-1,2-DCE concentrations have declined to a current 2021 maximum of 230 µg/L, detected in February in well W-834-1833.
- The historical maximum PCE concentration is 160 µg/L, detected in 1987 in well W-834-S6.

- PCE concentrations have declined to a 2021 maximum of 25 µg/L, detected in February in well W-834-3302.
- The historical maximum 1,1,1-TCA concentration is 200 µg/L, detected in 1991 in well W-834-T2D.
- 1,1,1-TCA concentrations have declined to below the reporting limit range of 0.5 µg/L to 2.5 in all distal area Tpsg HSU wells during 2021.
- The historical maximum CFORM concentration is 270 µg/L, detected in 1999 in well W-834-M1.
- CFORM concentrations have declined to a current 2021 maximum of 2.3 µg/L, detected in August in well W-834-T2B.

Although not a COC, during the reporting period, vinyl chloride was detected above the reporting limit in two distal area Tpsg HSU wells; in well W-834-T2 at 16 µg/L (August) and 1.5 µg/L (February), and in well W-834-1833 at 2.8 µg/L (September). Similarly, 1,1-DCE was detected above the reporting limit in three distal area Tpsg HSU wells, with well W-834-1833 exceeding the 6 µg/L MCL cleanup standard slightly at 8 µg/L (September). Freon 11, Freon 113, 1,1-DCA, and 1,2-DCA were not detected above their reporting limits in any distal area wells. Other VOCs including *trans*-1,2-DCE, 1,1-DCE, CFORM, CTET, and 1,1,2-TCA were detected slightly above reporting limits, but did not exceed applicable MCL cleanup standards.

Tps-Tnsc$_2$ HSU

The intermediate depth Tps-Tnsc$_2$ HSU is monitored by two wells, W-834-2119 and new well W-834-3706, which yielded a 2021 maximum TVOC concentration of 12,000 µg/L (nearly all TCE, September). The historical maximum concentration is 16,700 µg/L (August 2012). Since August 2012, TVOC concentrations have been stable to generally decreasing. The 2021 maximum concentration of PCE (20 µg/L) was detected in well W-834-3706 (September). The historical maximum PCE concentration was observed in well W-834-2119 at 24 µg/L in 2015. Maximum concentrations of TCE (12,000 µg/L), *cis*-1,2-DCE (37 µg/L), CFORM (3.2 µg/L), 1,1-DCE (2.8 µg/L), Freon 11 (1.6 µg/L), CTET (1.2 µg/L), and *trans*-1,2-DCE (0.7 µg/L) occurred in September in well W-834-2119, while a maximum concentration of 1,1,2-TCA (1.4 µg/L) occurred in October in well W-834-3706. Other VOCs were not detected above their respective reporting limits during 2021. Only TCE, PCE, and *cis*-1,2-DCE exceeded their MCL cleanup standards in 2021.

Tnbs$_1$ HSU

In the distal area, the deep Tnbs$_1$ HSU is monitored by guard wells W-834-T1 and W-834-T3. TCE and other VOCs were not detected in any of the four samples collected from each well during this reporting period and have only been detected three times in these wells: once each in 1986 and 1987 when very low concentrations of TCE (less than 4 µg/L) were detected immediately following well installation and were likely caused by well bore contamination with shallow soil during the drilling of well W-834-T1, and once in 1994 when 1 µg/L was detected in well W-834-T3.

2.2.3.2.2. TBOS/TKEBS Concentrations and Distribution

TBOS/TKEBS is found primarily in the core area, with the highest concentrations observed in the Tpsg HSU. TBOS/TKEBS concentrations in groundwater have decreased from a historical maximum of 7,300,000 µg/L (core area Tpsg HSU monitor well W-834-D3, 1995) to a 2021 maximum of

600 µg/L (same well). Only three of the 29 wells in the Building 834 OU yielded TBOS/TKEBS concentrations above the 10 µg/L reporting limit during 2021, all in the core area Tpsg HSU: 230 µg/L (July) and 28 µg/L (March) in extraction well W-834-D4, the aforementioned 600 µg/L (February) in monitor well W-834-D3, and 34 µg/L (February) in monitor well W-834-J2. Reported TBOS/TKEBS concentrations often differ significantly from one sampling event to the next. Although several attempts have been made to identify and measure TBOS/TKEBS as a floating product, it was last visually observed in some core area wells in the mid-1990s. Wells where TBOS/TKEBS is a co-contaminant with TCE generally exhibit the highest concentrations of microbial degradation products, such as *cis*-1,2 DCE and vinyl chloride, accumulating under anaerobic conditions when the SVE system is not operational.

During 2021, TBOS/TKEBS were not detected in core area Tps-Tnsc$_2$ wells, or any leachfield and distal area wells.

Because TBOS/TKEBS concentrations in Tpsg HSU wells in the leachfield and distal areas have historically been low or below reporting limits, sampling for TBOS/TKEBS in the leachfield and distal areas is performed biennially, with approximately half the wells sampled during even-numbered years and half sampled during odd-numbered years. During 2021, four leachfield area Tpsg HSU wells and five distal area Tpsg HSU wells were sampled for TBOS/TKEBS analysis; there were no detections above the reporting limit of 10 µg/L.

The concentrations and extent of TBOS/TKEBS in groundwater are greater in the Tpsg HSU than in the underlying Tps-Tnsc$_2$ HSU, because these compounds are light non-aqueous-phase liquids. The historical maximum TBOS/TKEBS concentration in the underlying Tps-Tnsc$_2$ HSU is 110 µg/L (W-834-U1, 2009). During this reporting period, concentrations of TBOS/TKEBS in the Tps-Tnsc$_2$ HSU were below reporting limits in samples collected in February and March from three core area wells and one leachfield area well, and in September from one distal area well. TBOS/TKEBS concentrations also remained below the reporting limit in February and September samples from deep Tnbs$_1$ HSU guard wells W-834-T1 and W-834-T3.

2.2.3.2.3. Nitrate Concentrations and Distribution

During 2021, nitrate concentrations in Tpsg HSU groundwater exceeded the 45 mg/L MCL cleanup standard in the Building 834 core, leachfield, and distal areas, and ranged from below the 0.5 mg/L reporting limit to a maximum concentration of 430 mg/L (distal area monitor well W-834-T2B, February). Specifically, nitrate exceeded the 45 mg/L MCL cleanup standard in:

- Six core area wells at concentrations ranging from 51 to 180 mg/L;
- Three leachfield area wells at concentrations ranging from 98 to 160 mg/L; and
- Nine distal area wells at concentrations ranging from 58 to 430 mg/L.

These concentrations were within historical ranges observed in these wells since 2006. In the core area, nitrate concentrations in the Tpsg HSU varied spatially and temporally. This may be due to denitrification associated with the ongoing *in situ* biodegradation of VOCs. Nitrate concentrations in all other Tpsg HSU wells were below the 45 mg/L MCL cleanup standard or did not exceed the typical reporting limit of 0.5 mg/L. Although both natural (soil) and anthropogenic sources contribute to the nitrate in the perched groundwater, the anthropogenic sources are more significant.

In the underlying Tps-Tnsc$_2$ HSU, 2021 nitrate concentrations in groundwater exceeded the 45 mg/L MCL cleanup standard in:

- Two core area well (W-834-3302, 100 mg/L, February; and W-834-1711, 82 mg/L, February);
- Two leachfield area wells (W-834-S8, 130 mg/L, February; and W-834-S9, 85 mg/L, February);
- Two distal area well (W-834-2119, 98 mg/L, February, and W-834-3706, 110 mg/L, October); and
- One well south of the distal area (W-834-T5, 82 mg/L, February).

These nitrate concentrations were within the historical ranges observed in these wells since 2006. During the reporting period, nitrate concentrations in all other Tps-Tnsc$_2$ HSU wells were below the 45 mg/L MCL cleanup standard.

Nitrate concentrations in groundwater have decreased from a historical maximum of 749 mg/L (monitor well W-834-K1A, 2000) to a current 2021 maximum of 430 mg/L (W-834-T2B, February). However, the persistence of elevated nitrate indicates that an ongoing source of nitrate to groundwater exists, likely a combination of both natural and anthropogenic sources, including the proximal leachfield septic system. Nitrate did not exceed the reporting limit in samples collected from deep Tnbs$_1$ HSU guard wells W-834-T1 and W-834-T3 in February and September.

2.2.3.2.4. Other Contaminant Concentrations and Distribution

The extent of diesel in groundwater in the Building 834 area is limited to the vicinity of a former underground storage tank located beneath the paved portion of the core area. Diesel concentrations have decreased from a historical maximum of 3,900,000 µg/L in well W-834-S8 (2004) to a 2021 maximum of 2,000 µg/L (well W-834-2001, March). A July sample from well W-834-2001 did not yield diesel concentrations above the laboratory reporting limit of 200 µg/L. Two other core area wells, W-834-A1 and W-834-U1, sampled in February, did not yield diesel concentrations above the reporting limit. Diesel concentrations in groundwater tend to vary from one sampling event to the next, likely due to varying amounts of free-phase product in the subsurface and fluctuating groundwater levels. No floating product was observed in groundwater during 2021.

Two wells in the Building 834 OU, W-834-2118 and W-834-3706, were sampled for perchlorate during 2021. Perchlorate concentrations have decreased from a historical maximum of 11 µg/L (well W-834-2118, 2005) to a 2021 maximum of 4.2 µg/L in well W-834-2118 (February), which is below the 6 µg/L MCL cleanup standard. A September sample from W-834-3706 yielded 2 µg/L of perchlorate.

2.2.3.3. Building 834 OU Remediation Optimization Evaluation

Historically, substantially more VOC mass has been removed by SVE than by groundwater extraction. During 2021, this disparity continued with the operation of the SVTS throughout the period while the GWTS was operated for approximately 2,800 hours (32%) of the entire year and for approximately 2,283 hours (52%) of the second semester of 2021. During 2021, 5,501 g of VOCs were removed from the subsurface, mostly by SVE.

During 2021, the SVTS treated approximately 5,329 g of VOCs or 97% of the total VOC mass removed from the vapor phase. Conversely, the GWTS was operated for only a portion of the year due a faulty influent tank transfer pump and wintertime freeze protection periods at the beginning and end of the year, removing approximately 172 g of VOCs during 2021.

During 2021, the total nitrate mass removed was 19 kg and the TBOS/TKEBS mass removed was 0.68 g. Table Summ-1 lists the mass removed by each treatment facility during the entire year of 2021.

Core Area

The Tpsg HSU extraction wellfield within the core area is expected to continue to adequately capture the highest VOC concentrations in groundwater when full and normal operations resume, as planned for 2022. During the reporting period, no modifications were made to the core area extraction wellfield. VOC concentrations in core area monitor wells have been and will continue to be closely monitored to evaluate the performance of active dual extraction, in combination with intrinsic biodegradation during shutdown periods of the SVE system, when the subsurface becomes oxygen-depleted and reducing.

Active groundwater extraction, SVE, and biodegradation have reduced TVOC concentrations in groundwater in the Tpsg HSU core from a historical maximum of 1,100,000 µg/L (well W-834-D5, 1988) to a 2021 maximum of 8,500 µg/L (well W-834-D5, March). During the reporting period, the highest concentrations of TCE were detected in well W-834-D4 at 6,200 µg/L (October) and of *cis*-1,2-DCE in well W-834-D5 at 6,400 µg/L (March). Maximum concentrations of vinyl chloride in 2021 included 170 µg/L in monitor well W-834-D5 (March), 63 µg/L in extraction well W-834-B3 (July), and 57 µg/L in extraction well W-834-D3 (February).

TCE biodegradation continues locally within the core area, where a significant mass of TBOS/TKEBS has historically been present. During 2021, TBOS/TKEBs was detected in three core area wells at concentrations of 600 µg/L, 234 µg/L, and 34 µg/L, in wells W-834-D4, W-834-D3, and W-834-J2, respectively; however, it was not detected above reporting limits in samples collected from 11 other core area Tpsg HSU wells (or any other Building 834 OU wells).

During 2021, nitrate concentrations continued to show declining trends in Building 834 OU wells. Nitrate was detected in six core area wells (W-834-C4, W-834-D7, W-834-D12, W-834-J1, W-834-J2, and W-834-3302), at concentrations ranging from 51 to 180 mg/L, similar to concentrations detected in 2020.

VOC concentrations in Tpsg HSU monitor wells W-834-B4 and W-834-C5 are being monitored during the current five-year review period to verify whether long-term decreasing concentration trends continue in these wells. As was the case in 2020, attempts to sample these wells during the first semester of 2021 were unsuccessful because the wells were dry and during the second semester, because of reductions in field staff due to COVID-19. TVOC concentrations in well W-834-B4 decreased from 9,500 µg/L in 2011 to 4,900 µg/L by the first semester of 2019, then increased to 8,400 µg/L in the second semester of 2019, when it was last sampled. Although TVOC concentrations in well W-834-C5 tend to fluctuate with higher concentrations in summer months and lower concentrations in winter months, concentrations have been declining overall since 2012. TVOC concentrations in well W-834-C5 decreased from 65,200 µg/L in July 2012 to 10,300 µg/L in the first semester of 2020. The well was not sampled during the second semester of 2020 or in 2021 due to insufficient water. However, if significant increasing VOC trends are observed during the current

five-year review period, installation of dual extraction wells in the vicinity of wells W-834-B4 and W-834-C5, or *in situ* bioremediation may be considered.

The highest VOC concentrations in the Building 834 OU and at Site 300 have been detected in the Tps-Tnsc$_2$ HSU. TVOC concentrations have decreased from a historical maximum of 298,000 µg/L (2012) to a 2021 maximum of 187,000 µg/L, both in Tps-Tnsc$_2$ HSU monitor well W-834-A1. In 2017, a well planned for dual extraction (W-834-3301) was drilled and screened in this HSU near existing well W-834-A1 to test the feasibility of extracting VOC-bearing groundwater and soil vapor from this low-permeability perching horizon. Due to limited water, this well was sampled for the first time in February 2018, yielding 2,600 µg/L of TVOCs (mostly TCE). Since then, concentrations have been gradually decreasing to 1,100 µg/L (March 2020), 1,000 µg/L (September 2020), and 400 µg/L (February 2021).

Leachfield Area

In the leachfield area, when operating, the extraction wellfield has captured portions of the VOC plume in Tpsg HSU groundwater. However, the areas with the highest VOC concentrations, in the vicinity of monitor well W-834-2113, were not fully captured. In response, monitor well W-834-2113 was converted to a dual extraction well and connected to the Building 834 treatment system in August 2017.

The underlying Tps-Tnsc$_2$ HSU, monitored by two wells, W-834-S8 and W-834-S9, exhibits VOC concentrations significantly lower than in the overlying Tpsg HSU. TVOC concentrations in well W-834-S8 decreased from 5,200 µg/L in 2016 to 610 µg/L in 2017, but rebounded to 3,100 µg/L in February 2021. Similar concentrations were observed in well W-834-S9. TVOC concentrations in that well decreased from 4,600 µg/L in 2016 to 800 µg/L in 2017, but rebounded to 2,800 µg/L in September 2021. TVOC concentrations in both wells generally appear to exhibit an inverse correlation with water-level fluctuations (i.e., when water levels rise, concentrations decline). TVOC data will continue to be reviewed to determine the long-term trend of these fluctuations. VOCs concentrations in groundwater are expected to continue to generally decrease as remediation progresses.

Concentrations of TBOS/TKEBS in both leachfield Tps-Tnsc$_2$ HSU wells have remained below the 10 µg/L reporting limit and nitrate remained above the 45 mg/L MCL cleanup standard during 2021. The deep regional Lower Tnbs$_1$ HSU aquifer continues to be free of contaminants, as demonstrated by quarterly analyses of groundwater from guard wells W-834-T1 and W-834-T3.

Distal Area

Since 2005, the distal area has been the target of a long-term enhanced *in situ* bioremediation treatability study, which is described in greater detail in the section below.

Per the recommendations presented in the Fourth Five-Year Review for the Building 834 Operable Unit (Buscheck et al., 2017b), DOE/LLNL recommended installing a new Tps-Tnsc$_2$ HSU dual extraction well in the T2 portion of the distal area near existing monitor well W-834-2119, because TVOC and nitrate concentrations had been increasing in W-834-2119 since monitoring began in 2005. TVOCs in this well reached a historical maximum of 16,700 µg/L in 2012. Since then, VOC concentrations in well W-834-2119 have been stable to slightly decreasing. In 2017, to satisfy the recommendation of the five-year review, W-834-3302 was drilled with the plan to complete it as a dual extraction well in the Tps-Tnsc$_2$ HSU. However, drilling issues resulted in well W-834-3302 being completed as a two-inch diameter monitor well screened from 30 to 40 ft below ground surface (bgs)

in the shallower Tpsg HSU instead of the Tps-Tnsc$_2$ HSU. To fulfill the five-year review recommendation, well W-834-3706 was successfully installed as a replacement dual extraction well using roto-sonic drilling in May 2021. This well was sampled for the first time during the second semester of 2021. The location of this well is shown on Figure 2.2-1 and the well specifications are listed in Table 2.1.

2.2.3.4. T2 Treatability Study

Since 2005, the distal T2 area has been the target of a long-term enhanced *in situ* bioremediation treatability study in the Tpsg HSU, including biostimulation using sodium lactate (April 2007 to December 2008) and bioaugmentation using KB-1™ (August 2008), a consortium of dechlorinating bacteria containing *Dhc*. This pilot-scale treatability study has included ongoing post-treatment monitoring to determine if VOC concentrations have rebounded since the suspension of biostimulation (January 2009 to present).

The primary objective of this treatability study is to assess the performance of enhanced *in situ* bioremediation of TCE at concentrations greater than 10,000 µg/L in a water-bearing zone typical of TCE contaminant source areas at Site 300. Based on the successful implementation of the treatability study, a Draft Final Phase 2 Pilot Study Work Plan for Enhanced *in situ* Bioremediation at Building 834 was submitted for regulatory review in November 2015 (LLNL, 2015). Regulatory approval of this work plan was received in September 2016. Ethyl lactate would replace sodium lactate as the preferred biostimulation agent for this enhanced *in situ* biotreatability study because it is a more effective electron donor, and it does not add sodium to the groundwater. Water levels declined in several of the T2 area wells in recent years due to regional drought conditions and the ongoing upgradient dual extraction operations. Thus, sufficient groundwater for the implementation of the proposed small-scale recirculation cell has not been available. Additional details regarding the treatability study are presented in Appendix A of the Fourth Five-Year Review for the Building 834 Operable Unit (Buscheck et al., 2017b), and recent VOC, nitrate, and ORP data are summarized below. Wells were not sampled for light hydrocarbons (i.e., dissolved gases ethene, ethane, and methane) and volatile fatty acids in 2021.

The T2 test area includes a treatment zone encompassing electron donor injection well W-834-1824, KB-1™ bioaugmentation well W-834-1825, key performance monitor wells W-834-T2, W-834-T2A, W-834-T2D, and W-834-1833, upgradient compliance monitor well W-834-2117, and downgradient compliance monitor well W-834-2118.

Well W-834-T2

Following the sodium lactate injections into well W-834-1824 in April 2007 and bioaugmentation with KB-1™ into well W-834-1825 in August 2008, TVOC concentrations in well W-834-T2 decreased from a baseline concentration of 10,000 µg/L in January 2007 to a second semester 2021 maximum of 41 µg/L (August). In August 2021, TCE and *cis*-1,2-DCE occurred at concentrations of 16 µg/L and 8.2 µg/L, respectively, while concentrations of 16 µg/L vinyl chloride confirm that reductive dechlorination is still ongoing in well W-834-T2 and the surrounding subsurface, although sodium lactate injections ceased in December 2008. Depleted nitrate concentrations (less than the 0.5 mg/L reporting limit, February), and an ORP of -58 mV (August) in this well also indicate that conditions are still conducive for reductive dechlorination.

Well W-834-T2A

TVOC concentrations decreased significantly from a baseline concentration of 12,030 µg/L in January 2007 to 3,022 µg/L in August 2021 as a result of *in situ* reductive dechlorination. The second semester 2021 maximum TCE concentration was 3,000 µg/L (August), well below the historical maximum of 86,000 µg/L detected in 1988. February nitrate concentrations of 58 mg/L and an ORP of 92 mV (August) show that subsurface conditions have locally changed from anoxic to aerobic, limiting the process of reductive dechlorination.

Well W-834-1825

The TVOC concentration at well W-834-1825 was 1,817 µg/L in February 2021, comprised of 1,600 µg/L of TCE, 210 µg/L of *cis*-1,2-DCE, 3.7 µg/L of PCE, and 3.1 µg/L of *trans*-1,2-DCE; vinyl chloride was not detected above the 2.5 µg/L reporting limit. The ORP was measured at 125 mV (February), and nitrate concentrations of 12 mg/L (February) indicate that the local subsurface has returned to aerobic conditions.

Well W-834-1833

This performance monitor well has exhibited only limited evidence that it has been significantly impacted by any of the treatability study activities, although the TVOC concentrations in this well declined from a baseline of 13,050 µg/L in January 2007 to 2,832 µg/L by September 2021. In September 2021, a groundwater sample from well W-834-1833 contained TCE at 2,600 µg/L, and *cis*-1,2-DCE and vinyl chloride were measured at 210 µg/L and 2.8 µg/L, respectively. Nitrate concentrations of 38 mg/L (February) indicate that conditions surrounding well W-834-1833 are aerobic, while an ORP measurement of -20 mV (September) suggest more conducive conditions for reductive dechlorination, as also suggested by the detection of vinyl chloride. Subsurface heterogeneity is likely responsible for varying redox conditions and the overall poor historical performance of *in situ* bioremediation at this location.

Well W-834-T2D

TVOC concentrations, primarily TCE, declined from 11,000 µg/L in January 2007 to 3,312 µg/L in February 2021, while *cis*-1,2-DCE was detected at 5.2 µg/L and vinyl chloride was not present above the reporting limit of 2.5 µg/L in well W-834-T2D. This performance monitor well exhibited very little evidence that it had been impacted by any of the bioremediation study activities.

Well W-834-1824

This well served as the injection well for both the tracer and sodium lactate during the treatability study. TVOC concentrations decreased significantly from a baseline concentration of 5,900 µg/L in August 2006 to 1.3 µg/L in September 2021 as a result of *in situ* reductive dechlorination. As of September, TCE was detected at 0.78 µg/L, while *cis*-1,2-DCE and vinyl chloride concentrations were not detected above the 0.5 µg/L reporting limit. Nitrate concentrations did not exceed the 10 mg/L reporting limit (February), while the ORP was a-100 mV (September).

Wells W-834-2117 and W-834-2118

TVOC concentrations in upgradient well W-834-2117 declined from a baseline of 20,200 µg/L in June 2005 to 2,122 µg/L by September 2021. This overall decreasing trend was also observed in performance monitor wells W-834-T2A, W-834-T2D, and W-834-1833. Dissolved TCE concentrations are decreasing over time without any significant reduction attributable to *in situ*

bioremediation. TVOC concentrations in well W-834-2118, located downgradient of the T2 treatment zone, have similarly decreased from 600 µg/L in 2005 to 190 µg/L in February 2021.

Summary

Addition of sodium lactate and *Dhc* microorganisms to the subsurface has established redox conditions that are conducive to complete reductive dechlorination of TCE in the Tpsg HSU. If Phase 2 of the treatability study occurs, performance would be judged primarily on the distribution of ethene beyond its current extent and the overall reduction in TVOC concentrations in the T2 area. During 2022, DOE/LLNL will evaluate whether to commence the next phase of the bioremediation treatability study at T2. DOE/LLNL will also consider expanding dual phase extraction in the T2 area as an alternative to continuing the bioremediation treatability study.

2.2.3.5. Building 834 OU Remedy Performance Issues

During the reporting period, groundwater operations were significantly curtailed due to winter freeze protection followed by treatment facility maintenance operations. Groundwater extraction and treatment were limited to approximately 116 days, while SVE and treatment operations were conducted throughout most of the period. This reduction in extraction and treatment may have temporarily affected the performance of the cleanup remedy for the Building 834 OU.

Full dual extraction operations in the Building 834 core area and leachfield area will resume during 2022 and should continue to be effective in reducing VOC mass and concentration in both groundwater and vapor. The remedy is protective of human health and the environment and is making progress toward cleanup.

Per the recommendations presented in the Fourth Five-Year Review, VOC concentration trends are being monitored in Tps-$Tnsc_2$ HSU wells. Installation of additional extraction wells in this HSU may increase the effectiveness of remediation of VOCs beneath the core area. Additionally, DOE/LLNL will evaluate the feasibility and effectiveness of enhanced *in situ* bioremediation in the core area.

2.3. Pit 6 Landfill (OU 3)

The Pit 6 Landfill covers an area of 2.6 acres at the southern boundary of Site 300. From 1964 to 1973, this landfill was used to bury waste in nine unlined debris trenches and animal pits. The buried waste, which includes shop and laboratory equipment, and biomedical waste, is located on or adjacent to the Corral Hollow-Carnegie Fault. Farther east, the fault trends to the south of two nearby water-supply wells, CARNRW1 and CARNRW2 (approximately 200 and 400 ft north of the fault, respectively). These active water-supply wells, located about 1,000 ft east of the Pit 6 Landfill, provide water for the nearby Carnegie State Vehicular Recreation Area (SVRA) and are monitored on a monthly basis.

The Pit 6 Landfill was capped and closed in 1997 under CERCLA to prevent further leaching of contaminants resulting from percolation of rainwater through the buried waste. The engineered, multi-layer cap is intended to prevent rainwater infiltration into the landfill, mitigate potential damage caused by burrowing animals and vegetation, prevent potential hazards from the collapse of void spaces in the buried waste, and prevent the potential flux of VOC vapors through the soil. Surface water flow

on to the landfill is minimized by a diversion channel on the north side and drainage channels on the east, west, and south sides of the cap.

A map of the Pit 6 Landfill OU showing the locations of monitor and water-supply wells is presented on Figure 2.3-1.

2.3.1 Pit 6 Landfill OU Groundwater and Surface Water Monitoring

The sampling and analysis plan for groundwater and surface water monitoring for the entire year is presented in Appendix C. This table also explains deviations from the sampling plan. Analytical results and groundwater elevation measurements obtained during 2021 are presented in Attachment 1 and Appendix D, respectively. A map of groundwater potentiometric surface contours is shown on Figure 2.3-2.

During the second semester of 2021, groundwater monitoring was conducted in accordance with the CMP monitoring and post-closure requirements with the following exceptions: a total of 29 required analyses were not performed: (1) 25 analyses from five different wells (BC6-13, EP6-08, K6-15, K6-21, and K6-36) were not performed because the wells were dry and (2) four analyses from well K6-27 were not performed because the pump was inoperable. The pump was repaired in November 2020, but became inoperable again and is under repair. Since 2000, there has generally been insufficient water to sample the five dry wells.

2.3.2. Pit 6 Landfill OU Remediation Progress Analysis

This section is organized into three subsections: analysis of contaminant distribution and concentration trends, remediation optimization evaluation, and performance issues.

2.3.2.1. Pit 6 Landfill OU Contaminant Distribution and Concentration

At the Pit 6 Landfill OU, VOCs (CFORM and TCE), perchlorate, and tritium are the primary COCs in groundwater. Nitrate is a secondary COC. These COCs have historically been identified within the Qt-$Tnbs_1$ HSU. The concentrations and activity concentrations of COCs in Pit 6 groundwater have declined significantly from their historical maxima. Primary COC concentrations remained below MCL cleanup standards in 2021, with the exception of a single TCE detection at monitor well EP6-09 (5.8 µg/L, February 2021). Nitrate exceeded the MCL in only two monitor wells (K6-18 and K6-23) in 2021. Minor concentration increases of TCE and other COCs during 2021 are attributed to rising groundwater levels observed in some wells in response to seasonal precipitation resulting in localized vadose zone releases.

The Qt-$Tnbs_1$ HSU is divided into the Qt-$Tnbs_1$ North HSU (portion north of the Corral Hollow-Carnegie Fault Zone) and the Qt-$Tnbs_1$ South HSU (portion within the Corral Hollow-Carnegie Fault Zone) due to the difference in saturated thickness and bedding orientation of bedrock strata on either side of this regional fault. Thus, hydraulic response to pumping from the off-site CARNRW water-supply wells and to seasonal rainfall events is different in the two HSUs. A deeper water-bearing zone ($Tnbs_1$ Deep HSU) occurs beneath a low-permeability confining layer at an approximate depth of 170 ft within the $Tnbs_1$ stratigraphic unit north of the fault zone. Transducers in guard wells K6-34 and W-PIT6-1819 continuously monitor water levels in the Qt-$Tnbs_1$ North HSU. During 2021, water-level data from these wells indicated an ongoing hydraulic response to the daily to weekly pumping of nearby off-site water-supply wells CARNRW1 and CARNRW2. Although the pumping of these nearby water-supply wells is not controlled by DOE/LLNL, timing of pumping can

be inferred from the water-level responses observed in wells W-PIT6-1819 and K6-34. Hydraulic responses in 2021 continue to indicate that the CARNRW wells were pumping at a lower rate than before 2014.

Groundwater levels measured in Qt-Tnbs$_1$ North wells during the second semester of 2021 were approximately one ft lower than those measured during the second semester of 2020. The ongoing decline in the water table north of the Corral Hollow-Carnegie Fault Zone since 2017 is likely due to a combination of (1) continued groundwater extraction from the CARNRW wells and (2) below-average rainfall limiting recharge.

The second semester TVOC isoconcentration contour map with individual VOC concentrations (Figure 2.3-3) and the second semester tritium activity isoconcentration contour map (Figure 2.3-4) are presented for the Qt-Tnbs$_1$ HSU. Because each CMR map is representative of contaminant concentrations during a particular semester, the maximum concentration shown on the CMR map may not match the maximum concentration for 2021 described in the text.

2.3.2.1.1 VOC Concentrations and Distribution

Historically, the primary VOCs of concern in Pit 6 groundwater include TCE and CFORM. Other VOCs detected in groundwater in the past include PCE and *cis*-1,2-DCE. During 2021, VOCs were detected above their respective reporting limits in only two Qt-Tnbs$_1$ North HSU monitor wells: EP6-08 and K6-33. No VOCs were detected above their respective MCL cleanup standards. VOCs did not exceed laboratory reporting limits in guard wells W-PIT6-1819 and K6-34.

Qt-Tnbs$_1$ North HSU

Twelve monitor wells and two guard wells are screened in the Qt-Tnbs$_1$ North HSU at Pit 6. General COC concentration trends in groundwater are as follows.

- The historical maximum TCE concentration is 2.8 µg/L, detected in January 2019 in well EP6-08 immediately east and downgradient of the Pit 6 Landfill. TCE concentrations were historically very low in area wells until 2018 when rising groundwater levels caused increases in TCE concentrations in well EP6-08.
- The 2021 TCE maximum (2.6 µg/L, April 2021) was detected in well EP6-08. TCE concentrations at EP6-08 gradually declined throughout the year to 2.3 µg/L (October 2021). Only one other well screened in the Qt-Tnbs$_1$ North HSU, K6-33, had detectable TCE during 2021 (0.87 µg/L, August 2021).
- The historical maximum CFORM concentration is 4.9 µg/L, detected in water-supply well CARNRW2 in 1990.
- The current 2021 CFORM maximum was detected in well EP6-08 (1.4 µg/L, October 2021). This was the only well screened in the Qt-Tnbs$_1$ North HSU yielding CFORM exceeding the laboratory reporting limit of 0.5 µg/L.

During 2021, PCE was detected in a single monitor well, EP6-08, at 4.6 µg/L (January, August, and October 2021). Well EP6-08 was dry between May 2008 and July 2017. When this well was sampled in April 2008, it yielded a TVOC concentration of 1.8 µg/L, comprised of 1.2 µg/L PCE and 0.56 µg/L TCE. Because the well was dry for nearly ten years, it is likely that the approximate nine ft rise in the water level that occurred from 2017 to 2019 leached residual VOCs from the vadose zone into groundwater. The maximum depth of the bottom of the buried waste in Pit 6, immediately west of

the well, is approximately 12 ft bgs. During 2021, water levels fluctuated between approximately 40 and 44 ft below the bottom of the buried waste in Pit 6 (or approximately 52 to 56 ft bgs). During the 1998 El Niño, water levels in well EP6-08 were approximately 14 to 18 ft higher than current levels. Other wells screened in the Qt-Tnbs$_1$ North HSU showed similar water level rises between 2017 and 2021, but individual VOC concentrations remained below reporting limits.

VOCs were not detected in guard wells W-PIT6-1819 and K6-34.

Qt-Tnbs$_1$ South HSU

Thirteen monitor wells and two guard wells are screened in the Qt-Tnbs$_1$ South HSU. General trends of VOCs in OU 3 Qt-Tnbs$_1$ South HSU groundwater are as follows:

- The historical maximum TCE concentration is 250 µg/L, detected in 1988 in well K6-19.
- TCE concentrations have declined to a current 2021 maximum of 5.8 µg/L, detected in monitor well EP6-09 (February 2021). TCE concentrations in EP6-09 declined to below the 5 µg/L MCL cleanup standard during the year (4.4 µg/L, August 2021). With the exception of a single detection in guard well K6-17 (0.87 µg/L, August 2021), the spatial extent of TCE remained limited to an area immediately south of Pit 6 during 2021.
- The historical maximum CFORM concentration is 14 µg/L, detected in 1994 in well K6-19.
- CFORM concentrations remained below the reporting limit of 0.5 µg/L in all Qt-Tnbs$_1$ South HSU wells in 2021.

During 2021, TCE was detected in groundwater samples from six Pit 6 Landfill Qt-Tnbs$_1$ South HSU monitor wells, EP6-09, K6-16, K6-17, K6-18, K6-19, and K6-23, at concentrations ranging from 0.58 to 5.8 µg/L. TCE was detected at guard well K6-17 in a single sample (0.87 µg/L , August 2021), and was below the reporting limit in March, April, September, and November 2021. Groundwater levels in monitor wells EP6-09, K6-16, and K6-19 exhibited a strong recharge response to above average precipitation during the 2017 and 2019 water years, while water levels remained relatively stable in well K6-18. These water level rises may have leached minor residual vadose zone TCE into the groundwater at well EP6-09, and to a lesser extent, at wells K6-16 and K6-19. Monitor well EP6-09 is located at an approximate midpoint along the southern boundary of Pit 6. Well K6-19 is located at the southeast corner of Pit 6. Wells K6-16 and K6-18 are located approximately 200 ft downgradient and southeast of Pit 6, and K6-17 is approximately 350 ft downgradient and southeast of Pit 6 (Figure 2.3-1).

While no longer a COC, *cis*-1,2-DCE was detected in monitor well K6-01S, located south of the Pit 6 Landfill, at 1.8 µg/L (March 2021) and 2.2 µg/L (August 2021). The limited *cis*-1,2-DCE detections are consistent with historical results, and well below the 6 µg/L MCL cleanup standard. No other VOCs were detected in the Qt-Tnbs$_1$ South HSU during this reporting period.

As previously discussed with the regulatory agencies, TCE concentrations in groundwater at monitor well EP6-09 will continue to be monitored. If TCE concentrations increase significantly above the cleanup standard during the current five-year review period, DOE/LLNL may consider remedial measures, depending on the magnitude of increase and spatial extent of TCE above the cleanup standard.

$Tnbs_1$ Deep HSU

Well K6-26 monitors groundwater in the $Tnbs_1$ Deep HSU within the fault zone. No VOCs were detected in this sole $Tnbs_1$ Deep HSU well during 2021. Historically, VOCs were only detected in this well twice and most recently in 1991 (0.9 µg/L of 1,1,1-TCA).

Water-Supply Wells

During the reporting period, VOCs were not detected in the two active water-supply wells (CARNRW1 and CARNRW2) or the two inactive water-supply wells (CARNRW3 and CARNRW4).

2.3.2.1.2. Tritium Activity Concentrations and Distribution

Tritium has never been detected in Pit 6 Landfill groundwater at activity concentrations exceeding the 20,000 picoCurie per liter (pCi/L) MCL cleanup standard. During 2021, tritium was detected slightly above the 100 pCi/L reporting limit in three monitor wells in the Pit 6 Landfill OU (K6-24 and K6-33, both screened in the Qt-$Tnbs_1$ North HSU; and K6-22, screened in the Qt-$Tnbs_1$ South HSU).

Qt-$Tnbs_1$ North HSU

In the Qt-$Tnbs_1$ North HSU, tritium activity concentrations have decreased from a historical maximum of 2,150 pCi/L (well K6-36, 2000) to a 2021 maximum of 137 ±73.9 pCi/L in well K6-33 (August 2021). In 2020, the maximum activity concentration at Pit 6 of was detected at monitor well K6-36 (400 ±124 pCi/L, January 2020). Well K6-36 was dry and not sampled in 2021. The only other Qt-$Tnbs_1$ North HSU sample containing tritium exceeding the 100 pCi/L reporting limit was 106 ±70.4 pCi/L in monitor well K6-24 (August 2021).

As was the case for the other very low tritium activity concentrations in area groundwater (discussed below), measured tritium activity concentrations were accompanied by relatively large analytical uncertainties and are not indicative of increasing trends in tritium activity concentration or exceedance of background (i.e., less than the 100 pCi/L reporting limit).

At well EP6-07, except for an activity concentration of 255 ±100 pCi/L (January 2016), tritium has not been detected above the 100 pCi/L reporting limit in this well since 2005, including 2021.

Guard well W-PIT6-1819 is located approximately 200 ft west of the CARNRW1 and CARNRW2 water-supply wells and has historically defined the downgradient extent of tritium activity concentrations exceeding 100 pCi/L in Pit 6 groundwater. Since 2007, tritium activity concentrations in W-PIT6-1819 have fluctuated from less than 100 pCi/L to a maximum activity concentration of 295 pCi/L (April 2007) and indicate an overall decreasing trend. From July 2016 to present, with the exception of a single measurement of 110 ±70.5 pCi/L (July 2018), activity concentrations in W-PIT6-1819 have not exceeded the 100 pCi/L reporting limit. In guard well K6-34, tritium has only been detected three times since monitoring began in 2000, with the most recent detection occurring in October 2018 just above the 100 pCi/L reporting limit (107 ±73.9 pCi/L).

Qt-$Tnbs_1$ South HSU

In the Qt-$Tnbs_1$ South HSU, tritium activity concentrations have decreased from a historical maximum of 3,420 pCi/L in 2000 (monitor well BC6-13, which monitors Spring 7) to a single detection of tritium at 100 ±70.8 pCi/L in 2021 (K6-22, March 2021).

$Tnbs_1$ Deep and Tmss HSUs

The historical maximum tritium activity concentration in the $Tnbs_1$ Deep HSU is 1,680 pCi/L (monitor well K6-26, 1999), well below the 20,000 pCi/L MCL cleanup standard. In January 2020,

tritium was detected slightly above the 100 pCi/L reporting limit in Tmss HSU well K6-25 at 116 ±83.9 pCi/L. Since monitoring was initiated in this well in 1995, tritium has only exceeded the reporting limit once, at 215 pCi/L in 2005. Tritium was below the 100 pCi/L reporting limit in well K6-25 throughout 2021. This well will be monitored for any future trends.

Water-Supply Wells

During this reporting period, tritium was not detected above the 100 pCi/L reporting limit in the active CARNRW water-supply wells (CARNRW1 and CARNRW2) and inactive CARNRW water-supply well CARNRW4. At inactive water supply well CARNRW3, there was a single detection of tritium slightly above the reporting limit in the routine sample (124 ±80.7 pCi/L, July 2021). Tritium did not exceed the reporting limit (100 pCi/L) in the duplicate sample. CARNRW3 is sampled on a monthly basis and there were no additional tritium detections throughout 2021. As discussed above, this measured tritium activity concentration was accompanied by a relatively large analytical uncertainty and is not likely indicative of an increasing trend in tritium activity or exceedance of background (less than the 100 pCi/L reporting limit).

Qal-Tts HSU

In July 2015, tritium was detected in well W-33C-01 (187 ±83.5 pCi/L), located approximately 60 ft south of the Site 300 boundary within the Carnegie SVRA and screened in the Qal-Tts stratigraphic unit. Other than the 2015 detection, tritium has not been measured above the reporting limit in well W-33C-01 since monitoring was initiated in 2000.

2.3.2.1.3. Perchlorate Concentrations and Distribution

The historical maximum concentration of perchlorate in a Qt-Tnbs$_1$ North HSU well is 14 µg/L, detected in well K6-35, in 2003. Since 2004, perchlorate has not been detected above the reporting limit (typically 4 µg/L) in any Qt-Tnbs$_1$ North HSU well, including the two guard wells. In 2021, there were no detections of perchlorate in any Pit 6 monitor wells.

Qt-Tnbs$_1$ South HSU

Perchlorate concentrations in Qt-Tnbs$_1$ South HSU wells have decreased from a historical maximum of 65.2 µg/L in well K6-19 (1998) to below reporting limit throughout 2021. The perchlorate reporting limit was typically 4 µg/L during the first semester of 2021 and 2 µg/L during the second semester of 2021.

The 2020 maximum perchlorate concentration of 5.1 µg/L in well K6-18 was a decline from the recent maximum of 11 µg/L in January 2018. Well K6-18 was sampled in 2021 (March) and perchlorate did not exceed the best achievable reporting limit for the sample of 20 µg/L. During 2020, ORP field measurements of -94 mV (January) and -74 mV (September), suggest microbial reduction of perchlorate under anaerobic conditions may have lowered concentrations to below reporting limits. Similar anaerobic subsurface conditions and lowered perchlorate concentrations were observed at this well in 2012 and 2013. ORP measurements increased in 2021 to 52 mV (August 2021). Between 2014 and 2019, perchlorate concentrations ranging from 5.1 to 11 µg/L were accompanied by positive ORP measurements greater than +53 mV, suggesting oxidizing conditions that would not support microbial reduction. Similarly, nitrate concentrations in well K6-18 were very low at 2.1 mg/L and 2.7 mg/L in 2012 and 2013, respectively, increasing to 210 mg/L in 2015, followed by a decline to 83 mg/L (September 2020), and 66 mg/L (August 2021). It is possible that the decreases and increases in the concentrations of perchlorate and nitrate in K6-18 groundwater observed since 2012 resulted from

bacterially-motivated reduction of nitrate and perchlorate, followed by an upgradient influx of oxygen-, perchlorate-, and nitrate-bearing water in 2014 and later. In addition to ORP, dissolved oxygen (DO) will be measured in this well to independently determine whether local bacterially-motivated degradation of perchlorate and nitrate is occurring during periods of lower rainfall.

As previously discussed with the regulatory agencies, the perchlorate trends in wells K6-16, K6-18, and K6-19 will continue to be closely monitored. If elevated concentrations of perchlorate persist, an evaluation will be conducted to better constrain potential sources, including the Building 899 septic system and the influence of local geochemistry.

$Tnbs_1$ Deep and Tmss HSUs

Perchlorate did not exceed the 4 µg/L reporting limit in any $Tnbs_1$ Deep HSU or Tmss HSU wells during 2021.

Water-Supply Wells

During 2021, perchlorate was not detected above the 2 to 4 µg/L reporting limit in the two active CARNRW water-supply wells (CARNRW1 and CARNRW2) or two inactive CARNRW water-supply wells (CARNRW3 and CARNRW4).

2.3.2.1.4. Nitrate Concentrations and Distribution

During 2021, nitrate was detected in groundwater samples collected from wells screened in the Qt-$Tnbs_1$ North and South HSUs.

Qt-$Tnbs_1$ North HSU

In the Qt-$Tnbs_1$ North HSU during 2021, nitrate was detected at a maximum concentration of 14 mg/L in well K6-24 (March 2021), below the 45 mg/L MCL cleanup standard and a decline from the 2020 and 2019 concentrations of 25 and 47 mg/L, respectively, in this well. The 2021 and 2020 nitrate concentration data for this well were marked as suspect. Future analyses will better confirm nitrate concentrations in this well. Additionally, nitrate was detected in four other wells in the Qt-$Tnbs_1$ North HSU during this reporting period at concentrations ranging from 1.4 to 5.6 mg/L. The historical maximum nitrate concentration in Qt-$Tnbs_1$ North HSU groundwater is 63 mg/L, detected in well K6-24 in 2011.

From 1998-2006, nitrate concentrations in well K6-24 remained low (less than 2 mg/L). In April 2011, the nitrate concentration in this well increased to 63 mg/L. The well went dry during the second semester of 2011. By January 2017, water levels had recovered sufficiently, and the sample collected at that time contained 46 mg/L of nitrate. The 2018 and 2019 January samples contained 46 mg/L and 47 mg/L of nitrate, respectively, declining to 25 mg/L in January 2020, and to 14 mg/L in March 2021. Nearby well W-PIT6-2817 yielded only 2.2 mg/L of nitrate (March 2021).

During 2021, nitrate was detected at 1.4 mg/L in March 2021 at guard well W-PIT6-1819. Nitrate concentrations were below the 0.5 mg/L reporting limit in W-PIT6-1819 throughout 2020. After the March detection, nitrate returned to below the reporting limit in August 2021. Historically, nitrate has either not been detected above the 0.5 mg/L reporting limit or been detected at very low concentrations in this well, including the historical maximum of 8.1 mg/L in 2012. Nitrate was not detected above the reporting limit during this reporting period in guard well K6-34, sampled in March and August.

Qt-Tnbs$_1$ South HSU

In the Qt-Tnbs$_1$ South HSU, nitrate was detected during 2021 in six wells, at concentrations ranging from 3 to 69 mg/L, exceeding the MCL cleanup standard of 45 mg/L in two wells, K6-18 and K6-23. The historical maximum nitrate concentration for this HSU is a 2019 detection of 250 mg/L in well K6-23. Well K6-23 is located in close proximity to the Building 899 septic system, which is the likely source of the nitrate at this location (Dibley et al., 2013).

Well K6-18, located approximately 240 ft west-northwest and upgradient of well K6-23 and the Building 899 septic system, exceeded the MCL cleanup standard prior to 2014 only in 1998 (an El Niño year) and in 2009. Nitrate concentrations increased significantly from 16 mg/L (January 2014) to 210 mg/L (January 2015) but declined to 83 mg/L in 2020 and to 66 mg/L (August) in 2021. Well K6-16, located in the vicinity of K6-18, which exhibited a modest increase in nitrate from 10 mg/L (2016) to 44 mg/L (January 2020), while groundwater levels remained relatively stable, showed a concentration decline during the reporting period to 30 mg/L (March 2021). As stated above with respect to perchlorate, variations in nitrate and perchlorate concentrations observed at this well may correlate with bacterially-motivated redox changes in the groundwater (i.e., nitrate concentrations are low when ORP data indicate anoxic or reducing geochemical conditions).

Well K6-19, located at the southeast corner of the Pit 6 Landfill and approximately 400 ft west-northwest and upgradient of K6-23 and the Building 899 septic system, yielded a nitrate concentration of 5.3 mg/L (February 2021). This was a significant decline from the 82 mg/L detection in January 2017. The January 2017 nitrate concentration was the only detection above the MCL cleanup standard since the well was installed in 1988 and the first above the nitrate reporting limit since 2002. The water level in well K6-19 rose approximately 1.5 ft from the first semester of 2016 to the first semester of 2017, then remained relatively stable through 2021. The rise may have caused the leaching of some available vadose zone nitrate into the groundwater.

In well K6-16, located approximately 80 ft south of K6-18, and 225 ft west and upgradient of the Building 899 septic system, nitrate concentrations declined to 30 mg/L (March 2021). Since January 2016, nitrate concentrations in this well had steadily risen from 10 mg/L to 49 mg/L (January 2019), exceeding the MCL for the first time before declining to 44 mg/L (January 2020). Water levels in well K6-16 rose approximately 1.2 ft from January 2015 to January 2017, but have remained relatively stable since then. Nitrate was not detected at concentrations above the MCL cleanup standard in groundwater samples from any other wells completed in the Qt-Tnbs$_1$ South HSU, including guard wells K6-17 and K6-22.

All wells exhibiting recent nitrate concentrations in excess of the MCL cleanup standard will continue to be closely monitored to assess whether the elevated nitrate concentrations persist and to evaluate the potential sources of nitrate, including the vadose zone beneath the Pit 6 Landfill and the Building 899 septic system.

Tnbs$_1$ Deep HSU

Including 2021, nitrate has never been detected above its 45 mg/L MCL cleanup standard in groundwater samples from the Tnbs$_1$ Deep HSU or Tmss HSU.

Water-Supply Wells

During the reporting period, maximum nitrate concentrations of 1.5 mg/L (October 2021) were detected in active water supply well CARNRW2. Nitrate was not detected above the reporting limit of

0.5 mg/L in active water-supply well CARNRW1, or above reporting limits of 0.5 mg/L to 1 mg/L in inactive water-supply wells CARNRW3 and CARNRW4. All nitrate concentrations were well below the 45 mg/L MCL cleanup standard in the water-supply wells.

2.3.2.2. Pit 6 Landfill OU Remediation Optimization Evaluation

The remedy for tritium and VOCs in groundwater at the Pit 6 Landfill is monitored natural attenuation (MNA). Groundwater levels and contaminants are monitored on a regular basis to evaluate the efficacy of natural attenuation in reducing contaminant concentrations and to detect any new chemical releases from the landfill. In general, concentrations of the primary groundwater COCs (CFORM, TCE, perchlorate, and tritium) at the Pit 6 Landfill OU continue to decline. During 2021, groundwater levels beneath the landfill ranged from approximately 30 ft (in wells located within the Corral Hollow-Carnegie Fault Zone) to 43 ft (in wells located north of the Corral-Hollow-Carnegie Fault Zone) below the buried waste.

Overall, VOC concentrations in groundwater near Pit 6 continue to exhibit decreasing trends. Except for very low concentrations detected in a single well adjacent to the landfill (EP6-08) and one well cross-gradient and screened in the Qal-Tts HSU, CFORM was below the reporting limit in all Pit 6 Landfill OU wells. Although no longer a COC, *cis*-1,2-DCE was detected once in a single well (K6-01S) and has remained below the 6 µg/L MCL cleanup standard since 1993. During 2021, only well, EP6-09 yielded a TCE concentration (5.8 µg/L, February 2021) above the MCL cleanup standard (5 µg/L), before declining to below the MCL cleanup standard during the review period (4.4 µg/L, August 2021). As discussed previously, if TCE concentrations increase significantly above the cleanup standard in well EP6-09, remedial measures may be considered depending on the magnitude of increase and spatial extent of TCE. Recently rising groundwater may have leached some available vadose zone TCE near well EP6-09 into the groundwater.

Tritium activity concentrations in groundwater continue to remain far below the 20,000 pCi/L MCL cleanup standard. During 2021, tritium activity concentrations remained low, slightly exceeding the 100 pCi/L reporting limit in only four wells: K6-22, K6-24, K6-33, and CARNRW3. The very low, intermittently detected tritium activity concentrations in these wells appear to be the result of the relatively high analytical uncertainty for tritium in these samples (near the detection limit) and are not indicative of increasing tritium trends in groundwater. Accordingly, these results confirm that the MNA remedy for tritium at the Pit 6 Landfill OU continues to be effective.

Perchlorate concentrations in OU 3 groundwater have decreased from a maximum of 65 µg/L in well K6-19 (following the 1998 El Niño) to below the reporting limit during 2021. Well K6-18 had shown a consistent decreasing perchlorate trend between 1999 and 2013, after which concentrations increased slightly. The provenance of perchlorate at K6-18, and recently in K6-19, is not known, although the water level rise in well K6-19 since the first semester of 2016 may have leached available vadose zone perchlorate into the groundwater. The perchlorate concentration of 4.3 µg/L in January 2020 in well K6-16 barely exceeded the reporting limit of 4 µg/L and represents the first perchlorate detection in this well since 2000. Concentrations subsequently declined to below the 4 µg/L reporting limit (March 2021). As discussed previously, if elevated local perchlorate concentrations persist, an evaluation will be conducted to determine whether these concentrations are related to the Building 899 septic system or other sources, or correlate with temporal variations in bacterially-motivated breakdown of pre-existing perchlorate. Except for these wells, since March 2009, perchlorate

concentrations have remained below the reporting limit and the 6 µg/L MCL cleanup standard in all other Pit 6 Landfill OU wells.

Nitrate continues to be consistently detected in well K6-23 above its 45 mg/L MCL cleanup standard. As stated above, well K6-23 is located near the Building 899 septic system, the likely source of nitrate at this location. The source of recent nitrate concentrations in well K6-18 above the cleanup standard is not known. Possible causes include the Building 899 septic system, changes in local pre-existing nitrate biodegradation, or rising water levels (encountering vadose zone nitrate) caused by recent rainfall recharge during the winter seasons since 2016. From 2016 through 2019, nitrate was detected slightly above the 45 mg/L MCL cleanup standard in Qt-$Tnbs_1$ South HSU well K6-24, declining to 14 mg/L during 2021.

2.3.2.3. Pit 6 Landfill OU Performance Issues

Currently, the temporal and spatial extent of groundwater in excess of MCL cleanup standards at the Pit 6 Landfill OU is very limited. Based on the preceding discussion, the remedy continues to be effective and protective of human health and the environment while it progresses toward cleanup.

2.4. High Explosives Process Area (OU 4)

The HEPA has been used since the 1950s for the chemical formulation, mechanical pressing, and machining of high explosives (HE) compounds into shaped detonation charges. Surface spills from 1958 to 1986 resulted in the release of contaminants at the former Building 815 steam plant. Subsurface contamination is also attributed to HE wastewater discharges into former unlined rinse water lagoons. Another minor source of contamination in groundwater was leaking contaminated waste stored at the former Building 829 waste accumulation area (WAA) located near Building 829.

Four GWTSs operate in the HEPA: Building 815-SRC, Building 815-Proximal (815-PRX), Building 815-Distal Site Boundary (815-DSB), and Building 817-Proximal (817-PRX). Two other GWTSs, Building 817-Source (817-SRC) and Building 829-Source (829-SRC), were converted to GWESs. Water from both systems is collected in portable tanks and transported to the 815-SRC or the 815-PRX GWTS for treatment. A map of the HEPA OU showing the locations of wells and treatment facilities is presented on Figure 2.4-1.

The 815-SRC GWTS began operation in September 2000, removing VOCs (primarily TCE), HE compounds (RDX and High-Melting Explosive [HMX]), and perchlorate from groundwater. System upgrades were implemented during the first semester of 2017. During the second semester of 2021, groundwater was extracted from wells W-815-02, W-815-04, and W-815-2803 at a combined flow rate of approximately 1.2 gpm. The current GWTS configuration includes a Cuno® filter to remove particulates, two ion-exchange resin columns connected in series for perchlorate removal, and three aqueous-phase GAC vessels (also connected in series) for VOC and HE compound removal. The treated effluent is injected into well W-815-1918 where *in situ* denitrification within the $Tnbs_2$ HSU reduces the nitrate to nitrogen. Naturally motivated *in situ* denitrification is the process by which indigenous microbes in an aquifer oxidize any available electron donor (typically organic carbon, but usually pyrite at Site 300) in the aquifer to the condition where all oxygen in the aquifer has been utilized. At that point, bacterially-motivated anaerobic oxidation of the organic carbon occurs in concert with the step-wise reduction of nitrate to nitrogen gas (NO_3 to NO_2 to NO to N_2O to N_2), in which the nitrogen oxides serve as terminal electron acceptors in the absence of oxygen.

The 815-PRX GWTS began operation in October 2002, initially removing only TCE and perchlorate from groundwater. However, beginning in 2011, the HE compound RDX began showing up in samples collected from the extraction wells. During the second semester of 2021, groundwater was extracted from well W-818-09 at a flow rate of approximately 0.9 gpm; well W-818-08 was non-operational for all of the reporting period until December, when groundwater extraction resumed at a flow rate of approximately 0.4 gpm. The well was non-operational because of a pump replacement that took longer than anticipated due to supply chain issues. The current GWTS configuration includes a Cuno® filter to remove particulates, two ion-exchange resin columns connected in series for perchlorate removal, and three aqueous-phase GAC vessels (also connected in series) for TCE and RDX removal. The treated effluent is injected into well W-815-2134 to undergo *in situ* denitrification in the $Tnbs_2$ HSU.

The 815-DSB GWTS began operation in September 1999, removing low concentrations (less than 10 µg/L) of TCE from groundwater extracted near the Site 300 southern boundary. During the second semester of 2021, groundwater was extracted from wells W-35C-04, W-6ER, and W-815-2608 at a combined flow rate of approximately 2.1 gpm. The current GWTS configuration includes a Cuno® filter to remove particulates and three aqueous-phase GAC vessels connected in series for TCE removal. The treated effluent is discharged to an infiltration trench.

The 817-SRC GWTS began operation in September 2003, removing HE compounds (RDX and HMX) and perchlorate from groundwater. This system was converted to an extraction and collection system in April 2017. Groundwater collected is transferred to the 815-SRC or 815-PRX GWTS for treatment. The single extraction well, W-817-01, extracts groundwater from a very low yield portion of the $Tnbs_2$ aquifer. The 817-SRC extraction system operated for 5,040 hours during the second semester of 2021 using solar power and extracted a total of 982 gal.

The 817-PRX GWTS began operation in September 2005, removing VOCs, RDX, and perchlorate from groundwater. During the second semester of 2021, groundwater was extracted from well W-817-03 at a flow rate of approximately 1.2 gpm; well W-817-2318 was non-operational for the entirety of the reporting period. The well was non-operational because of a declining water level and low recharge at this location leading to the well having insufficient water for pumping. The current GWTS configuration includes a Cuno® filter to remove particulates, two ion-exchange resin columns connected in series for perchlorate removal, and three aqueous-phase GAC vessels (also connected in series) for removal of VOCs and HE compounds. Treated groundwater containing nitrate is injected into upgradient injection wells W-817-2109 and W-817-02 to undergo *in situ* denitrification in the $Tnbs_2$ HSU.

The 829-SRC GWES began operation in August 2005, removing VOCs, nitrate, and perchlorate from groundwater. Currently, groundwater is extracted from well W-829-06 at a flow rate of approximately 60 gal per month and transported for treatment to the 815-SRC or 815-PRX GWTS. A total of 375 gal were extracted during this reporting period.

2.4.1. HEPA OU Groundwater Extraction and Treatment System Operations and Monitoring

2.4.1.1. HEPA OU Compliance Summary

The 815-SRC, 815-PRX, 815-DSB, and 817-PRX GWTSs operated in compliance with the RWQCB substantive requirements for wastewater discharge throughout this reporting period. Several leaks occurred during the second semester at 815-DSB and 815-SRC. The volumes and contaminant masses for each release were reported to appropriate management and technical personnel. The 817-SRC and 829-SRC GWESs do not have any regulatory discharge requirements.

The HEPA OU treatment facility sampling and analysis plan complies with the monitoring requirements in the CMP/CP; the sampling and analysis plan for the first semester of 2022 is presented in Appendix B. All required influent and effluent samples were collected according to the plans that were provided in the previous two CMRs.

2.4.1.2. HEPA Operations and Maintenance Issues

Information concerning HEPA facilities operations and maintenance issues is presented in Table 2.5.

2.4.1.3. HEPA OU Facility Performance Assessment

The monthly groundwater discharge volumes, extraction flow volumes, and operational hours during the second semester of 2021 are summarized in Table 2.2. The total volume of groundwater extracted and treated, and the total contaminant mass removed during the reporting period are presented in Table Summ-1. The historical total volumes of groundwater treated and discharged, and the total contaminant mass removed are summarized in Table Summ-2. Analytical results for influent and effluent samples collected during the second semester of 2021 are presented in Table 2.4. The pH measurements are presented in Appendix A.

2.4.1.4. HEPA OU Treatment Facility and Extraction Wellfield Modifications

No changes were made to any of the HEPA GWTSs or wellfields during the second semester of 2021.

2.4.2. HEPA OU Groundwater and Surface Water Monitoring

Figure 2.4-1 shows the location of wells in the HEPA OU. The sampling and analysis plan for groundwater and surface water monitoring for the full year is presented in Appendix C. This table also explains deviations from the sampling plan and indicates any additions made to the CMP.

During the second semester of 2021, groundwater monitoring was conducted in accordance with the CMP monitoring requirements with the following exceptions:

- A total of 18 required analyses for 11 different wells and one spring were not performed, because the wells or spring were dry or had insufficient water for sample collection.
- A total of two required analyses were not performed for two wells due to non-operable equipment or restricted access.
- A total of 42 required analyses for 31 different wells were not performed due to pandemic-related limits on personnel availability.

- A total of 12 required analyses for four different wells were not performed due to an analytical laboratory issue.

Analytical results and groundwater elevation measurements obtained during 2021 are presented in Attachment 1 and Appendix D, respectively. Figure 2.4-2 shows groundwater elevations and individual VOC, perchlorate, RDX, and nitrate concentrations for the Tpsg-Tps HSU; Figure 2.4-3 shows the groundwater potentiometric surface map for the $Tnbs_2$ HSU.

2.4.3. HEPA OU Remediation Progress Analysis

This section is organized into four subsections: mass removal, contaminant concentrations and distribution, remediation optimization evaluation, and remedy performance issues.

2.4.3.1. HEPA OU Mass Removal

The monthly groundwater mass removal estimates for the second semester of 2021 are summarized in Table 2.3. The total mass removed during the reporting period and cumulative mass estimates are summarized in Table Summ-1 and Table Summ-2, respectively.

2.4.3.2. HEPA OU Contaminant Concentrations and Distribution

At the HEPA OU, VOCs (mainly TCE) are the primary COCs detected in groundwater; RDX, HMX, 4-amino-2,6-dinitrotoluene (4-ADNT), perchlorate, and nitrate are secondary COCs. Most of the groundwater contamination in the HEPA OU occurs in the $Tnbs_2$ HSU. Some COCs (TCE, RDX, HMX, perchlorate, and nitrate) have also been detected in perched groundwater within the Tpsg-Tps HSU in the vicinity of Buildings 815 and 817. Minor concentrations of VOCs, perchlorate, and nitrate are also present in perched groundwater located in the $Tnsc_{1b}$ HSU beneath the former Building 829 WAA. The WAA is located in the northwest portion of the HEPA. No contamination has been detected in the Upper and Lower $Tnbs_1$ HSUs in the HEPA OU.

Within the HEPA OU: (1) Figure 2.4-2 provides groundwater elevations and individual VOC, perchlorate, RDX and nitrate concentrations for the Tpsg-Tps HSU; (2) Figure 2.4-4 depicts a total VOC isoconcentration contour map for the $Tnbs_2$ HSU; (3) Figure 2.4-5 shows a RDX isoconcentration contour map for the $Tnbs_2$ HSU; (4) Figure 2.4-6 provides a perchlorate isoconcentration contour map for the $Tnbs_2$ HSU; (5) Figure 2.4-7 presents a map showing nitrate concentrations for the $Tnbs_2$ HSU; and (6) Figure 2.4-8 is a Building 829 burn pit site map showing VOC, perchlorate, and nitrate concentrations for the $Tnsc_{1b}$ HSU.

2.4.3.2.1. VOC Concentrations and Distribution

Tpsg-Tps HSU

General trends of VOC concentrations in the Tpsg-Tps HSU:

- The historical maximum TVOC concentration was 450 µg/L in May 1992 in well W-815-01.
- TVOC concentrations decreased to a current maximum of 12 µg/L (entirely TCE) in July 2021 in extraction well W-817-2318.
- VOC concentration trends remained stable or decreased during 2021. The 2021 spatial distribution of TVOC concentrations above the 0.5 µg/L reporting limit remains very similar to the 2020 distribution.

VOCs, primarily TCE, but also 1,1-DCE; 1,2-DCA; *cis*-1,2-DCE; CFORM; and CTET have been detected in the perched water-bearing zones in the Tpsg-Tps HSU. VOCs remained below the 0.5 µg/L reporting limit in Tpsg-Tps monitor well W-35C-05, located near the southern site boundary. The lateral extent of the perched Tpsg-Tps HSU is dependent on seasonal recharge and groundwater extraction rates and varies from year to year. For this reason, some wells screened in the Tpsg-Tps HSU were dry or did not produce sufficient volumes of water for sampling during the reporting period.

During the second semester of 2021, VOCs other than TCE were only detected at concentrations above the 0.5 µg/L reporting limit in monitor wells W-809-01 and W-814-01. Samples collected from monitor well W-809-01 contained 1,1-DCE and CFORM at concentrations well below their MCL cleanup standards. Samples collected from monitor well W-814-01 contained 1,2-DCA, *cis*-1,2-DCE, and CFORM with maximum concentrations of 0.57 µg/L, 0.97 µg/L, and 0.66 µg/L, respectively. The maximum 1,2-DCA concentration was slightly above the 0.5 µg/L MCL cleanup standard. Similar concentrations of the aforementioned VOCs were detected in Tpsg-Tps wells during 2020.

$Tnbs_2$ HSU

General trends of VOC concentrations in the $Tnbs_2$ HSU:

- The historical maximum TVOC concentration was 110 µg/L in May 1992 in extraction well W-818-08.
- TVOC concentrations decreased to a current maximum of 27 µg/L in January 2021 in a sample taken from extraction well W-818-08.
- VOC concentration trends in the $Tnbs_2$ HSU remained stable or decreased slightly in individual wells during the second semester of 2021. The 2021 spatial distributions of TVOC concentrations above the 0.5 µg/L reporting limit, 5 µg/L, and 10 µg/L, remain very similar to their 2020 distributions.

In the $Tnbs_2$ HSU, the highest VOC concentrations are found downgradient of Building 815 in the 815-PRX extraction wellfield. During the reporting period, TCE was detected in the $Tnbs_2$ HSU with concentrations exceeding the 5 µg/L MCL cleanup standard in 19 wells. 1,1-DCE was detected in extraction well W-815-02 at 0.55 µg/L (April), well below the 6 µg/L MCL cleanup standard. *cis*-1,2-DCE was detected in five wells during the reporting period, with a maximum concentration of 0.95 µg/L in groundwater extraction well W-6ER (March). No other VOCs were detected above reporting limits in the $Tnbs_2$ HSU during the second semester of 2021.

VOCs continue to be detected in $Tnbs_2$ HSU groundwater at the southern end of Building 832 Canyon. This contamination probably originates from sources located in both the Building 832 Canyon and HEPA OUs. Since June 2007, when extraction well W-830-2216 began pumping groundwater, TVOC concentrations have decreased from 20 µg/L in May 2007 to a 2021 maximum of 4.7 µg/L (March). A similar decrease in VOC concentrations has been observed in nearby monitor well W-830-13, from 21 µg/L in March 2007 to 4.1 µg/L in February 2021. VOC concentrations in these wells have remained stable since 2019. VOCs were detected in well W-870-02 at a concentration of 0.77 µg/L (September) for the first time since August 2015 when VOCs were detected in this well at a similarly low concentration of 0.93 µg/L. VOCs were not detected above reporting limits in new $Tnbs_2$ monitor well W-830-3409, which was completed in October 2018.

During the reporting period, TCE was detected at concentrations below the 5 µg/L MCL cleanup standard in the samples from $Tnbs_2$ HSU on-site guard wells W-815-2110 and W-815-2111, located

near the Site 300 southern boundary. The maximum TCE concentrations were 1.4 µg/L in a sample taken from W-815-2110 (March), and 0.72 µg/L in the routine sample from W-815-2111 (September). Similar TCE concentrations, well below the 5 µg/L MCL cleanup standard, were detected in these wells in 2020. VOCs were not detected in any other on-site or off-site HEPA $Tnbs_2$ HSU guard wells during the reporting period. Twenty routine and duplicate samples were collected from off-site water-supply well GALLO1 during the second semester of 2021. VOCs were not detected above the 0.5 µg/L reporting limit in any of the GALLO1 samples.

New monitor well W-815-3606 was completed in October of 2020. The well is located in the 815-DSB area, northwest of wells W-6H and W-6J. VOCs were not detected above reporting limits in the routine samples collected in 2021.

$Tnsc_{1b}$ HSU

General trends of VOC concentrations in the $Tnsc_{1b}$ HSU:

- The historical maximum TVOC concentration was 1,013 µg/L in extraction well W-829-06 in 1993.
- TVOCs decreased to a current maximum of 41 µg/L (entirely TCE) in extraction well W-829-06 in April.
- The spatial distribution of TVOC concentrations in the $Tnsc_{1b}$ remained similar to those observed in 2020.

Monitor well W-829-08 had a maximum 2021 TCE concentration of 3.7 µg/L (March); concentrations of TCE have been below the 5 µg/L cleanup standard since 2016. VOCs have never been detected in groundwater from nearby $Tnsc_{1b}$ monitor well W-829-1940, nor in nearby monitor wells screened in the Lower $Tnbs_1$ HSU.

2.4.3.2.2. HE Compound Concentrations and Distribution

Tpsg-Tps HSU

General trends of HE compound concentrations in the Tpsg-Tps HSU:

- The historical maximum RDX concentration was 350 µg/L in well W-815-01 in 1988. This well has not been sampled since 1999, as it has been dry or had insufficient water for sampling.
- HE compounds were not detected in any OU 4 wells screened in the Tpsg-Tps HSU during 2021.
- The spatial distribution of HE compounds in the Tpsg-Tps HSU remained similar to that observed in 2020.

RDX, which was detected in 2018 in monitor well W-817-2318 at 1.2 µg/L and in monitor well W-817-03A at 4.2 µg/L, was not detected in these wells above reporting limits during 2020 or 2021. Some wells in which HE compounds have previously been detected were dry or had insufficient water for sampling during the reporting period.

$Tnbs_2$ HSU

General trends of HE compound concentrations in the $Tnbs_2$ HSU:

- The historical maximum RDX and HMX concentrations were 204 µg/L (1992) and 57 µg/L (1995), respectively, in extraction well W-815-04.

- HE compound concentrations decreased to a current maximum of 42 µg/L (April, well W-817-01) for RDX and 16 µg/L (April, well W-817-01) for HMX.
- Overall, HE compound concentrations remained stable or decreased from 2020 concentrations in the $Tnbs_2$ HSU during 2021; the spatial distribution remained similar to that observed in 2020.

In 2021, RDX was not detected in guard well W-6H, where it had been detected in 2017 for the first time at a concentration of 1.7 µg/L (March), slightly above the 1 µg/L reporting limit. RDX was also not detected in this well during 2019 or 2020. HMX concentrations remain significantly below the regional tapwater screening level of 1,000 µg/L (U.S. EPA, 2017). Concentrations of 4-ADNT in the $Tnbs_2$ HSU have declined from the historical maximum of 24 µg/L (extraction well W-817-01, 1997) to below the reporting limit in 2021. In January 2017, 1,3-dinitrobenzene was detected above the reporting limit in monitor well W-4B for the first time at a concentration of 110 µg/L. This concentration was the site-wide historical maximum for 1,3-dinitrobenzene, previously detected at a maximum of 3.1 µg/L in $Tnsc_2$ HSU monitor well W-6CI in March 2016. However, 1,3-dinitrobenzene was not detected above the reporting limit in a confirmatory sample taken in April 2018, nor in the routine samples taken in 2019, 2020, and 2021. It is likely that the 2017 detection was an anomaly and does not indicate the presence of HE compounds in the vicinity of monitor well W-4B. Nonetheless, monitor well W-4B will continue to be monitored closely.

2.4.3.2.3. Perchlorate Concentrations and Distribution

Tpsg-Tps HSU

General trends of perchlorate concentrations in the Tpsg-Tps HSU:

- The historical maximum perchlorate concentration was 19 µg/L in well W-817-03A in 2000.
- Perchlorate decreased to a current maximum of 11 µg/L in extraction well W-817-2318 in July.
- Perchlorate concentrations and distribution in the Tpsg-Tps HSU in 2021 remained very similar to those observed in 2020.

The only other well in which perchlorate was detected above the 6 µg/L MCL cleanup standard was monitor well W-817-03A (9.6 µg/L, March).

$Tnbs_2$ HSU

General trends of perchlorate concentrations in the $Tnbs_2$ HSU:

- The historical maximum perchlorate concentration was 50 µg/L in extraction well W-817-01 in 1998.
- Perchlorate concentrations decreased to a current maximum of 19 µg/L in the same well in April.
- Perchlorate concentrations decreased or remained stable in the $Tnbs_2$ HSU in 2021 and spatial distribution remained very similar to that observed in 2020.

In the $Tnbs_2$ HSU, groundwater perchlorate concentrations exceeding the 6 µg/L MCL cleanup standard were detected in seven wells during the reporting period. Wells with the highest perchlorate concentrations are located in the vicinity of the 815-SRC GWES, 817-SRC GWES and 817-PRX

GWTS. Perchlorate has not been detected in any of the $Tnbs_2$ HSU guard wells or other monitor wells located near the Site 300 southern boundary to date.

$Tnsc_{1b}$ HSU

General trends of perchlorate concentrations in the $Tnsc_{1b}$ HSU:

- The historical maximum perchlorate concentration was 29 µg/L in extraction well W-829-06 in 2000.
- Perchlorate decreased to a current maximum of 19 µg/L in the same well in April.
- The spatial distribution of perchlorate concentrations in the $Tnsc_{1b}$ remained similar to those observed in 2020.

Extraction well W-829-06 was the only $Tnsc_{1b}$ HSU well with perchlorate concentrations exceeding the 6 µg/L MCL cleanup standard and 4 µg/L reporting limit during the reporting period.

2.4.3.2.4. Nitrate Concentrations and Distribution

Tpsg-Tps HSU

General trends of nitrate concentrations in the Tpsg-Tps HSU:

- The historical maximum nitrate concentration was 790 mg/L in well W-6CS in 2016.
- Nitrate concentrations decreased to a 2021 maximum of 710 mg/L in the same well in March.

As there are no known nitrate sources associated with Site 300 operations located near this well, it is possible that a sheep ranch that predates Site 300, discovered in a historical photo of the area, may be the source of this localized elevated nitrate. Other wells screened in the Tpsg-Tps HSU had significantly lower nitrate concentrations in 2021, ranging from 130 mg/L in monitor well W-817-2318 to 17 mg/L in monitor well W-823-01, similar to the range observed in 2020.

$Tnbs_2$ HSU

General trends of nitrate concentrations in the $Tnbs_2$ HSU:

- The historical maximum nitrate concentration was 421 mg/L in monitor well W-818-01 in 1994.
- Nitrate concentrations decreased to a current maximum of 120 mg/L in monitor well W-817-2609 in March.

During the reporting period, nitrate was not detected above the reporting limit in 27 routine and duplicate samples collected from off-site water-supply well GALLO1 and was not detected above the 45 mg/L MCL cleanup standard in groundwater from any of the $Tnbs_2$ HSU guard wells. The 2021 nitrate data from $Tnbs_2$ HSU wells continue to support the interpretation that nitrate is being attenuated *in situ* by natural processes, principally reductive denitrification, consistent with MNA. Nitrate concentrations remain below the 45 mg/L MCL cleanup standard in all wells near the southern site boundary where groundwater is present under confined or artesian anoxic conditions, with concentrations ranging from 18 mg/L to under the reporting limit.

$Tnsc_{1b}$ HSU

General trends of nitrate concentrations in the $Tnsc_{1b}$ HSU:

- The historical maximum nitrate concentration was 240 mg/L in extraction well W-829-06 in 2000.

- Nitrate decreased to a current maximum of 74 mg/L in a sample taken from extraction well W-829-06 in October.

Nitrate concentrations for 2021 are similar to those detected in 2020 in extraction well W-829-06. Monitor wells W-829-08 and W-829-1940 were sampled in March and had nitrate concentrations below the reporting limit (0.5 mg/L) and 43 mg/L, respectively.

2.4.3.3. HEPA OU Remediation Optimization Evaluation

Remediation at the HEPA OU is managed by balancing groundwater extraction at the southern Site 300 boundary with upgradient pumping in the source and proximal areas. This strategy is designed to aggressively remediate contaminant source areas, while hydraulically capturing the leading edge of the VOC plume near the Site 300 southern boundary and minimizing the migration of multiple, co-mingled plumes from their respective source areas.

Extraction well W-817-2318 pumps groundwater from the Tpsg-Tps HSU in the area of highest VOC and perchlorate concentrations near Spring 5, downgradient of 817-SRC and adjacent to 817-PRX. Groundwater extraction from the Tpsg-Tps HSU is hampered by the HSU's low permeability, and the dependence of groundwater elevation and spatial distribution on seasonal recharge. In spite of this, TCE concentrations have declined in extraction well W-817-2318 from a historical maximum of 55 µg/L (2007) to a 2021 maximum of 12 µg/L (April).

During 2021, 815-PRX extraction wells W-818-08 and W-818-09 continued to hydraulically capture groundwater with the highest VOC concentrations, and extraction wells W-6ER, W-35C-04, and W-815-2608 continued to capture the leading edge of the VOC plume along the southern Site 300 boundary.

815-SRC extraction wells W-815-02, W-815-04, and W-815-2803, and 817-SRC extraction well W-817-01, continue to extract groundwater from the areas with the highest RDX concentrations. HE compound concentrations have generally exhibited a decreasing trend over the last five years, with some fluctuations in RDX concentrations observed in the vicinity of 815-SRC, likely related to injection of effluent into well W-815-1918 and variations in seasonal recharge.

Perchlorate concentrations in the $Tnbs_2$ HSU during 2021 have declined considerably from concentrations detected in 1998, when monitoring for this COC began. The areas with the highest perchlorate concentrations continue to be located in the vicinity of the 817-SRC and 817-PRX treatment facilities. Perchlorate concentrations in the confined portions of the $Tnbs_2$ HSU near the Site 300 southern boundary continue to be below the reporting limit. Spatial and temporal perchlorate concentration trends suggest perchlorate is being degraded *in situ* by natural processes similar to those confirmed for nitrate natural attenuation (principally bacterially-motivated reduction).

Nitrate concentrations in the confined portions of the $Tnbs_2$ HSU near the Site 300 southern boundary continue to be near or below the reporting limit, demonstrating the continued effectiveness of MNA of nitrate even under pumping conditions.

Throughout the reporting period, pumping from HEPA extraction wells has been effective in capturing COCs and preventing migration of contaminated groundwater any farther toward the Site 300 boundary. During 2021, VOCs were not detected above reporting limits in off-site water-supply well GALLO1, and VOCs in on-site guard wells W-815-2110 and W-815-2111 remained stable at very low concentrations (TCE was detected at concentrations of 1.4 µg/L or below, and *cis*-1,2-DCE was detected at a concentration of 0.52 µg/L in a single routine and duplicate sample

taken from W-815-2111 in December). Upgradient and downgradient pumping will continue to be balanced, so that hydraulic capture at the Site 300 southern boundary is maintained without accelerating migration from upgradient sources. Close monitoring of VOC concentrations in the southern site boundary area will also continue, especially near off-site water-supply well GALLO1.

Recent HE compound detections in monitor well W-818-01 (RDX, 3.2 µg/L in March) and 815-PRX extraction wells W-818-08 and W-818-09 (2.7 µg/L, December, and 1.3 µg/L, October, respectively; both RDX) suggest an expanded influence due to continued pumping of the 815-PRX extraction wells. The spatial extent of these comingled plumes will be closely monitored, and any necessary modifications will be made to extraction wellfield operations to minimize further migration of these plumes toward the Site 300 boundary.

During 2021, the total mass removed from all HEPA treatment facilities included 77 g of VOCs, 36 g of perchlorate, and 85 g of RDX. The volume of treated groundwater decreased by approximately 15% from 2,494,000 gal (2020) to 2,123,500 (2021). Compared to 2020, decreases in VOC (20%), perchlorate (27%), and RDX mass removed (8%) were observed during 2021. These decreases are mostly due to the reduction in operating time experienced by all OU 4 facilities due to ongoing pandemic-related limits on personnel. In 2021, the 815-PRX GWTS, which captures groundwater containing the highest concentrations of VOCs from the $Tnbs_2$ VOC plume, operated for seven months of the year (May-December) extracting groundwater from a single well, W-818-09, due to maintenance at well W-818-08. The 817-PRX GWTS, which extracts groundwater from the highest concentration portion of the $Tnbs_2$ and Tpsg-Tps perchlorate plumes, operated for the majority of the year (nine months) extracting groundwater from W-817-03 only, as well W-817-2803 was secured for maintenance. The 815-SRC GWTS, which extracts groundwater from the highest concentration portion of the $Tnbs_2$ RDX plume, was operational with at least two of the three extraction wells for the entire reporting period and extracted an 18% greater volume of groundwater compared to 2020; the masses of VOCs and RDX removed at this facility remained unchanged from 2020, and the mass of perchlorate removed increased by 75%. Table Summ-1 and Table 2.3 list the mass removed by each individual HEPA treatment facility. Nitrate in the $Tnbs_2$ HSU continues to undergo *in situ* biotransformation to benign nitrogen gas by anaerobic-denitrifying bacteria.

2.4.3.4. HEPA OU Remedy Performance Issues

There were no new issues that affect the performance of the cleanup remedy for the HEPA OU during this reporting period. The remedy continues to be effective and protective of human health and the environment and is making progress toward cleanup.

2.5. Building 850/Pit 7 Complex (OU 5)

Outdoor HE experiments were conducted at the Building 850 Firing Table from the 1950s until 2008. During the time when explosives tests were conducted at Building 850, the firing table was covered with gravel for shock absorption. The firing table was routinely rinsed down with water after each experiment to reduce dust. This practice was discontinued in 2004. Infiltrating direct rainfall, runoff, and rinse water mobilized chemicals from the contaminated gravel to the underlying bedrock and groundwater. Until 1989, gravels from the firing table surface were periodically removed and disposed of in landfills in the northwest part of Site 300, which is now designated as the Pit 7 Complex.

In 2009, a CAMU was constructed adjacent to Building 850 as part of a non-time critical removal action. A total of 27,592 cubic yards of polychlorinated biphenyl- (PCB), dioxin-, and furan-contaminated soil were excavated from the Building 850 Firing Table area, mixed with Portland cement and water, and consolidated and compacted to form the CAMU. Additional information on this removal action is presented in the Building 850 Action Memorandum (Dibley et al., 2008). Design information for the CAMU is presented in the construction subcontractor's 100% design submittal (SCS Engineers, 2009). The inspection and maintenance program for the CAMU is described in Section 3. A map of the Building 850 area within OU 5 showing the locations of Building 850, the CAMU, wells, and other features is presented on Figure 2.5-1.

An *in situ* bioremediation treatability study to irreversibly transform perchlorate in groundwater immediately downgradient of Building 850 to benign end-products commenced in September 2011. Results indicate that the injection of ethyl lactate has resulted in bacterially-motivated reduction of perchlorate and nitrate in the treatment zone to concentrations below reporting limits. A summary of the current status of the treatability study, including rebound monitoring results, is presented in Section 2.5.2.3.

The Pit 7 Complex within OU 5 includes the Pits 3, 4, 5, and 7 Landfills. These landfills were used to dispose of firing table debris and gravel and were constructed by excavating soil and alluvial materials to average depths of 15 to 20 ft (Taffet et al., 1989). The majority of the waste in the pits originated at the firing tables at Buildings 850 and 851. The pit waste included wood, plastic, material, and debris from tent structures, pea gravel, and exploded test assemblies, some of which contained tritium and depleted uranium.

During above-normal rainfall years, the pit waste, vadose zone, and underlying Quaternary alluvium/weathered bedrock (Qal/WBR) HSU were often inundated as residual contamination came into contact with shallow groundwater. Groundwater contaminants include tritium, depleted uranium, perchlorate, nitrate, and VOCs.

In 1992, an engineered cap was constructed over the Pit 7 Landfill (referred to as the Pit 7 Cap) in compliance with Resource Conservation and Recovery Act (RCRA) requirements. The design included interceptor trenches and surface water drainage channels, a top vegetative layer to prevent erosion, a biotic barrier layer to minimize animal burrowing, a clay layer with very low permeability, and a gravel-filled trench on the west side to reduce infiltration of precipitation and shallow subsurface interflow, respectively, that could result in leaching of contaminants. The Pit 7 cap also covers 100% of Pit 4 and approximately 30% of Pit 3. The original compacted native soil cover on most of Pit 3 and all of Pit 5 remains intact.

The Pit 7 DDS, completed in March 2008, was designed to prevent additional releases of COCs from the pits and underlying bedrock to groundwater. There are four components that comprise the DDS:

1. A subsurface drainage network on the western hillslope;
2. Upgraded riprap at the end of the existing north-flowing concrete channel for the Pit 7 Landfill cap;
3. A vegetated surface water diversion swale along the base of the eastern hillslope, along the paved road (Route 4), including several culverts under Route 4 and dirt fire trails; and

4. An upgraded surface water-settling basin at the south end of the existing south-flowing concrete channel for the Pit 7 Landfill cap.

Additional information on the Pit 7 cap and DDS design is presented in the Remedial Design (RD) document for the Pit 7 Complex (Taffet et al., 2008). The detection monitoring, inspection, and maintenance program for the Pit 7 Complex landfills is described in Section 2.5.5.4.

The Pit 7-Source (PIT7-SRC) GWTS began operation in May 2010. During 2021, groundwater was extracted from Qal/WBR HSU wells W-PIT7-2305, W-PIT7-2703, and W-PIT7-2705, and $Tnbs_1/Tnbs_0$ HSU well NC7-64. The current GWTS configuration includes two ion-exchange resin vessels to remove uranium, followed by one ion-exchange resin vessel containing a perchlorate-selective resin, followed by two parallel sets of ion-exchange resin vessels (total of four) containing a nitrate-selective resin, and three aqueous-phase GAC vessels in series to remove VOCs. The treated water, which still contains tritium, is discharged to an infiltration trench.

A map of the Pit 7 Complex area within OU 5 showing the locations of the landfills, DDS, extraction and monitor wells, and the treatment system is presented on Figure 2.5-1. The Building 850 area of OU 5 is discussed in Sections 2.5.1 and 2.5.2. The Pit 7 Complex area of OU 5 is discussed in Sections 2.5.3 through 2.5.5.

2.5.1. Building 850 Area of OU 5 Groundwater Monitoring

The status of 2021 compliance groundwater sampling and analysis at the Building 850 area is presented in Appendix C. Appendix C explains deviations from the sampling plan.

During the second semester of 2021, groundwater monitoring in the Building 850 area was conducted in accordance with the CMP monitoring requirements with the following exceptions: a total of 64 required analyses for 21 wells and one spring were not performed. These analyses were not performed because:

- The wells or spring were dry or there was insufficient water for sample collection,
- There was an issue with sampling equipment, or
- There was limited personnel availability due to the COVID-19 pandemic.

Analytical results and groundwater elevation measurements obtained during 2021 are presented in Attachment 1 and Appendix D, respectively.

Groundwater elevation contour maps for the Qal/WBR and $Tnbs_1/Tnbs_0$ HSUs within the OU are presented on Figures 2.5-2 and 2.5-3, respectively. Groundwater elevations in 2021 in both HSUs are slightly lower than 2020 levels.

2.5.2. Building 850 Area of OU 5 Remediation Progress Analysis

This section is organized into five subsections: contaminant concentrations and distribution, remediation optimization evaluation, enhanced bioremediation treatability study, Building 850 CAMU monitoring, and remedy performance issues.

2.5.2.1. Building 850 Area of OU 5 Contaminant Concentrations and Distribution

In the Building 850 area of OU 5, tritium and perchlorate are the primary COCs detected in groundwater; depleted uranium and nitrate are secondary COCs. These constituents have been identified within the Qal/WBR and $Tnbs_1/Tnbs_0$ HSUs.

Wells W-850-2416 and NC7-69 are located 200 and 500 ft east of the Building 850 Firing Table, respectively. These wells are screened in the deeper $Tnsc_0$ and Tmss HSUs, respectively. They have never contained any COC at concentrations in excess of reporting limits and/or background ranges.

2.5.2.1.1. Tritium Activity Concentrations and Distribution

Tritium activity concentrations in the Building 850 area exceeded the 20,000 pCi/L MCL cleanup standard in one well in 2021. The maximum tritium activity concentrations have decreased from a historical maximum of 566,000 pCi/L (monitor well NC7-28, 1985) to a 2021 maximum of 29,800 pCi/L (December) in new $Tnbs_1/Tnbs_0$ HSU monitor well W-850-3701. Tritium activity concentrations and distribution in groundwater in the Qal/WBR and $Tnbs_1/Tnbs_0$ HSUs in the Building 850 area are discussed below.

Qal/WBR HSU

- Tritium activity concentrations exceeding the 20,000 pCi/L MCL cleanup standard have not been detected in any groundwater samples collected from Qal/WBR HSU monitor wells since 2015.
- The 2021 maximum tritium activity concentration in groundwater collected from the Qal/WBR HSU was 16,600 pCi/L at well W-850-05 (October), located near the eastern edge of the Building 850 Firing Table. The 2021 maximum was a slight increase from the 2020 maximum tritium activity concentration of 16,300 pCi/L in the same well.
- During 2021, tritium activity concentrations in most Qal/WBR HSU monitor wells were similar to 2020 activity concentrations and the extent of groundwater with tritium in excess of background (Figure 2.5-4) was also similar to previous years.

Monitor wells W-PIT2-2301 and W-PIT2-2302, located in Elk Ravine downgradient of the Pit 2 Landfill, are monitored to determine the downgradient extent of tritium in the Qal/WBR HSU in this area. In 2021, neither well had sufficient water to be sampled.

Beginning in 2013, the extent of tritium exceeding the 20,000 pCi/L MCL cleanup standard began to decrease significantly and since the first semester of 2015, tritium activity concentrations throughout the Qal/WBR HSU have remained below the 20,000 pCi/L MCL cleanup standard (Figure 2.5-4). The highest tritium activity concentrations are still detected in wells located immediately downgradient of the Building 850 Firing Table (NC7-70, W-850-2417, W-850-05, NC7-61, and NC7-28) and have generally declined.

$Tnbs_1/Tnbs_0$ HSU

- During 2021, tritium activity concentrations exceeding the 20,000 pCi/L MCL cleanup standard were detected in recently completed monitor well, W-850-3701, which is screened exclusively in the $Tnbs_1/Tnbs_0$ HSU.
- The maximum 2021 tritium activity concentration in the $Tnbs_1/Tnbs_0$ HSU was 29,800 pCi/L (December) in monitor well W-850-3701, located approximately 400 ft downgradient (east) of the Building 850 Firing Table. The 2021 maximum was an increase from the 2020 maximum of 6,070 pCi/L in well W-850-05. This was the first reported tritium activity concentration in excess of the 20,000 pCi/L MCL cleanup standard in the HSU in the Building 850 area since 2014.

- W-850-3701 was drilled and developed in 2021. Samples were collected in October for baseline analytes. Following a result of 25,700 pCi/L (October), confirmatory samples were collected in December yielding an activity concentration of 29,800 pCi/L.
- During 2021, tritium activity concentrations in most $Tnbs_1/Tnbs_0$ HSU monitor wells are similar to 2020 activity concentrations with the exception of W-850-3701. Monitor well W-850-3701 will be sampled for tritium for the next six quarters as part of the standard new well sampling schedule. The extent of groundwater with tritium in excess of background (Figure 2.5-5) was also similar to previous years.

2.5.2.1.2. Uranium Concentrations and Distribution

During 2021, uranium analyses were performed primarily by alpha spectroscopy with selected samples analyzed by Inductively Coupled Plasma-Mass Spectrometry (ICP-MS). High precision uranium isotope data (uranium-235/uranium-238 [$^{235}U/^{238}U$] atom ratio) for determining the presence of depleted uranium are only available by ICP-MS analysis. The presence of depleted uranium is indicated by a $^{235}U/^{238}U$ atom ratio of less than 0.007. Historical uranium isotope data indicate that regions of groundwater containing some added depleted uranium extend downgradient about 1,200 ft within the Qal/WBR HSU and 700 ft within the $Tnbs_1/Tnbs_0$ HSU from the Building 850 Firing Table and have remained relatively stable in extent. Uranium activity concentrations at or above the 20 pCi/L MCL cleanup standard were detected in one well, W-850-2315, in the Building 850 area during 2021. Uranium activity concentrations and distribution in groundwater in the Qal/WBR and $Tnbs_1/Tnbs_0$ HSUs in the Building 850 area are discussed below.

Qal/WBR HSU

- During 2021, total uranium activity concentrations exceeding the 20 pCi/L MCL cleanup standard were not detected in any Qal/WBR HSU wells in the Building 850 area.
- The maximum 2021 total uranium activity concentration was 9.2 pCi/L (May), detected in ethyl lactate injection well W-850-2417, located in the bioremediation treatment zone. The maximum 2021 total uranium activity concentration was slightly higher than the 2020 maximum activity concentration of 7.3 pCi/L detected in well NC7-28, located immediately downgradient of the Building 850 firing table.
- The historical maximum total uranium activity concentration for the Building 850 area is 24 pCi/L (January 2013) in well NC7-28.
- Uranium activity concentrations remained similar to 2020 activity concentrations in all Qal/WBR HSU wells within the Building 850 area (Figure 2.5-6).

$Tnbs_1/Tnbs_0$ HSU

- The maximum 2021 total uranium activity concentration in the $Tnbs_1/Tnbs_0$ HSU was 20.3 pCi/L (May) in monitor well W-850-2315, located approximately 1,400 ft southeast (cross-gradient) of Building 850. Monitor well W-850-2315 was the only $Tnbs_1/Tnbs_0$ HSU well in the Building 850 subarea that yielded a uranium activity concentration in excess of the 20 pCi/L MCL cleanup standard in 2021. The maximum 2021 total uranium activity concentration was a slight decrease from the 2020 maximum of 21 pCi/L from the same well.

- Mass spectrometric data from October 2021 samples from well W-850-2315 continue to indicate a natural $^{235}U/^{238}U$ atom ratio (0.007218).
- W-850-2315 and NC7-29 (19 pCi/L, October) are the only two wells that have ever exceeded the uranium MCL in the $Tnbs_1/Tnbs_0$ HSU in the Building 850 area.
- Uranium activity concentrations remained similar to 2020 activity concentrations in all $Tnbs_1/Tnbs_0$ HSU wells within the Building 850 area (Figure 2.5-7).

2.5.2.1.3. Nitrate Concentrations and Distribution

Nitrate was detected at concentrations at or above the 45 mg/L MCL cleanup standard in 11 wells in the Building 850 area during 2021. Nitrate concentrations and distribution in groundwater in the Qal/WBR and $Tnbs_1/Tnbs_0$ HSUs in the Building 850 area are discussed below. Historical data indicate that groundwater nitrate concentrations in the Qal/WBR and $Tnbs_1/Tnbs_0$ HSUs are limited in extent and relatively stable. Overall, except for the *in situ* bioremediation treatment zone, the distribution, and concentrations of nitrate in groundwater are generally consistent with those observed in previous years.

Qal/WBR HSU

- During 2021, the maximum nitrate concentration measured in a Qal/WBR HSU well was 60 mg/L (May) in monitor well NC7-44, located upgradient of the Building 850 Firing Table. The maximum 2021 nitrate concentration was an increase from the 2020 maximum of 48 mg/L in well W-PIT1-2204 (not sampled during 2021 due to insufficient water).
- In 2021, four wells in the Qal/WBR HSU in the Building 850 area that were sampled for nitrate exceeded the 45 mg/L MCL cleanup standard. Of these wells, three are located within 700 ft downgradient of the Building 850 Firing Table: NC7-11 (54 mg/L, April), NC7-61 (53 mg/L, May), and W-850-2417 (48 mg/L, May). Well NC7-44 (60 mg/L, May) is located approximately 300 ft upgradient.
- The maximum historical nitrate concentration in the Qal/WBR HSU in the Building 850 area was 186 mg/L in well K2-04S (1993), located approximately 1,500 ft east of the Building 850 Firing Table along Doall Ravine.
- During 2021, the spatial extent of groundwater in the Qal/WBR HSU containing nitrate concentrations in excess of the 45 mg/L MCL cleanup standard remained similar to 2020 in the Building 850 area (Figure 2.5-8)

$Tnbs_1/Tnbs_0$ HSU

- The 2021 maximum nitrate concentration in the $Tnbs_1/Tnbs_0$ HSU in the Building 850 area was 180 mg/L (April) in monitor well NC7-29, located southeast and cross-gradient of Building 850 near HE storage Magazine M-80. This is an increase from the 2020 maximum of 64 mg/L in W-PIT1-2209, located 1,400 ft east of the Pit 1 Landfill near Building 804.
- During 2021, samples from seven of the wells in the $Tnbs_1/Tnbs_0$ HSU in the Building 850 area sampled for nitrate exceeded the 45 mg/L MCL cleanup standard. These wells, located southeast of the Pit 2 Landfill, along the west branch of the Elk Ravine Fault, near Building 801 and the Pit 8 Landfill, or south of the northern boundary of Site 300 and corresponding nitrate concentrations are K8-01 (47 mg/L, May), NC2-12S (97 mg/L, May), NC2-19 (55 mg/L, May), NC2-21 (46 mg/L, May), NC7-29 (180 mg/L, April), W-PIT1-2209 (68 mg/L, October), and W-PIT2-1934 (49 mg/L, May).

- The 2021 maximum nitrate concentration of 180 mg/L in well NC7-29 is an increase from the 2020 maximum of 64 mg/L in well W-PIT1-2209; however, well NC7-29 was not sampled in 2020 due to pandemic-related limits on personnel availability.
- During 2021, the extent of groundwater in the $Tnbs_1/Tnbs_0$ HSU containing nitrate concentrations in excess of the 45 mg/L MCL cleanup standard remained similar to 2020 in the Building 850 area (Figure 2.5-9).

2.5.2.1.4. Perchlorate Concentrations and Distribution

During 2021, perchlorate concentrations exceeded the 6 µg/L MCL cleanup standard in 13 wells located east and south (downgradient) of Building 850, and east (downgradient) of Pit 1. Enhanced *in situ* bioremediation treatability testing that was conducted on October 12, October 25, and November 16 in the Building 850 source area has significantly reduced perchlorate concentrations within the treatment zone immediately downgradient of the firing table. Perchlorate concentrations and distribution in groundwater in the Qal/WBR and $Tnbs_1/Tnbs_0$ HSUs in the Building 850 area are discussed below.

Qal/WBR HSU

- During 2021, the maximum perchlorate concentration in Qal/WBR HSU groundwater in the Building 850 area was 39 µg/L (May) in ethyl lactate injection well W-850-2417, a minor decrease from the 2020 maximum of 42 µg/L in the same well.
- The historical maximum perchlorate concentration in Qal/WBR HSU groundwater in the Building 850 area is 92 µg/L (October 2008) in monitor well NC7-28.
- During 2021, samples from ten of the wells screened in the Qal/WBR HSU in the Building 850 area sampled for perchlorate exceeded the 6 ug/L MCL cleanup standard. These wells are located immediately downgradient of Building 850 and along Doall Ravine (with corresponding perchlorate concentrations): NC7-10 (18 µg/L, March), NC7-11 (18 µg/L, April), NC7-28 (19 µg/L, April), NC7-56 (6.4 µg/L, November), NC7-61 (33 µg/L, May), NC7-62 (6.2 µg/L, May), NC7-72 (6.3 µg/L, May), NC7-73 (6.5 µg/L, May), W-850-2313 (11 µg/L, April), and W-850-2417 (39 µg/L, May).
- During 2021, groundwater in the Qal/WBR HSU containing perchlorate concentrations in excess of the 6 µg/L MCL cleanup standard remained similar to 2020 concentrations and extends approximately 1,500 ft downgradient of the Building 850 Firing Table (Figure 2.5-10).

$Tnbs_1/Tnbs_0$ HSU

- During 2021, the maximum perchlorate concentration detected in a well screened exclusively in the $Tnbs_1/Tnbs_0$ HSU in the Building 850 area was 7.4 µg/L (May) at well NC2-17, located southeast of the Pit 2 Landfill. This is a slight decrease from the 2020 maximum of 7.7 µg/L in the same well.
- Samples from three of the wells in the $Tnbs_1/Tnbs_0$ HSU in the Building 850 area that were sampled for perchlorate exceeded the 6 µg/L MCL cleanup standard. These wells are located 1,700 ft southeast (downgradient) of Pit 2, 3,300 ft east (downgradient) of Building 850, and 3,000 ft east (downgradient) of Building 850: NC2-12I (6.8 µg/L, May), NC2-17 (7.4 µg/L, May), and W-850-2145 (6.1 µg/L, October).

- During 2021, the extent of groundwater in the $Tnbs_1/Tnbs_0$ HSU containing perchlorate concentrations in excess of the 6 µg/L MCL cleanup standard remained similar to 2020 for Building 850 area wells (Figure 2.5-11).

The current extent of perchlorate exceeding the 6 µg/L MCL cleanup standard is shown on Figure 2.5-11 and is similar to what was observed in 2020, in relation to wells that are located beyond the Building 850 area, with one exception. As previously reported in the 2020 Annual CMR (Buscheck et al., 2021a), monitor wells W-865-3505 and W-865-3607 exhibited perchlorate concentrations of 5.4 and 32 µg/L (below and in excess of the 6 µg/L MCL cleanup standard), respectively, in 2020. In 2021, well W-865-3505 yielded maximum perchlorate concentrations of 4.9 µg/L in March and May quarterly samples. In 2021, perchlorate was not detected above the reporting limit in quarterly samples from well W-865-3607. The decline in a perchlorate concentration from 32 µg/L to four consecutive quarters of non-detects in W-865-3607 suggests that the 2020 results for this well may be spurious. LLNL will continue to closely monitor perchlorate concentrations in these wells.

2.5.2.1.5. HE Compound Concentrations and Distribution

During 2021, groundwater samples from 45 wells located in and around the Building 850 area were analyzed for HE compounds at typical reporting limits of 1 or 2 µg/L. HMX, RDX and 3-nitrotoluene were detected at concentrations exceeding these reporting limits. The source of HMX, RDX and 3-nitrotoluene is the Building 850 Firing Table. HE compound concentrations and distribution in groundwater in the Qal/WBR and $Tnbs_1/Tnbs_0$ HSUs in the Building 850 area are discussed below.

Qal/WBR HSU

- During 2021, the maximum HMX concentration in the Qal/WBR HSU in the Building 850 area was 11 µg/L (May) in ethyl lactate injection well W-850-2417, an increase from the 2020 maximum of 7 µg/L in well NC7-61.
- During 2021, five wells in the Qal/WBR HSU in the Building 850 area that were sampled for HE yielded HMX concentrations above reporting limits. These wells are located immediately downgradient of Building 850 and along Doall Ravine (with corresponding maximum 2021 HMX concentrations): NC7-10 (2.6 µg/L, April), NC7-11 (1.9 µg/L, April), NC7-28 (7.9 µg/L, October), NC7-61 (7.0 µg/L, October), and W-850-2417 (11 µg/L, May). These concentrations are significantly below the HMX regional tapwater screening level of 1,000 µg/L (U.S. EPA, 2016).
- During 2021, the maximum RDX concentration in the Qal/WBR HSU in the Building 850 area was 5.9 µg/L (May) in ethyl lactate injection well W-850-2417, a minor decrease from the 2020 maximum of 6.1 µg/L in NC7-61.
- During 2021, four wells in the Qal/WBR HSU in the Building 850 that were sampled for HE yielded RDX concentrations above reporting limits. These wells are located immediately downgradient of Building 850 and along Doall Ravine (with corresponding maximum 2021 RDX concentrations): NC7-10 (1.9 µg/L, April), NC7-28 (2.1 µg/L, October), NC7-61 (4 µg/L, May and October), and W-850-2417 (5.9 µg/L, May).
- HE concentrations remained similar to 2020 concentrations in all Qal/WBR HSU Building 850 area wells that were sampled during 2021.

$Tnbs_1/Tnbs_0$ HSU

- During 2021, 3-nitrotoluene was detected above the 2 µg/L reporting limit in $Tnbs_1/Tnbs_0$ HSU well NC7-43 (4 µg/L, October). This is the first detection of 3-nitrotoluene in a well screened exclusively in the $Tnbs_1/Tnbs_0$ HSU downgradient of Building 850.
- In 2017, well NC7-43 yielded 1.1 µg/L of HMX, slightly above the 1 µg/L reporting limit. Although well NC7-43 has not yielded a detection of HMX since 2017, the current reported detection of 3-nitrotoluene in the well suggests that HE compounds are present in the $Tnbs_1/Tnbs_0$ HSU, albeit at very low concentrations. Future monitoring data will clarify the nature of HE compounds in the HSU.
- HE compound concentrations remained similar to 2020 concentrations in all $Tnbs_1/Tnbs_0$ HSU Building 850 area wells that were sampled during 2021.

2.5.2.2. Building 850 Area of OU 5 Remediation Optimization Evaluation

With the exception of the recent data from new well W-850-3701, recent analytical data indicate that natural attenuation (i.e., dispersion, radioactive decay, and a decreasing source term) continues to be effective in maintaining all tritium activity concentrations in groundwater below the 20,000 pCi/L MCL cleanup standard. The highest tritium activity concentrations in groundwater continue to be located directly downgradient of the tritium sources at the Building 850 Firing Table and continue to decline. In general, activity concentrations continue to decline and are significantly below historical highs throughout. The leading edge of the tritium plume is stable within the Site 300 interior and is expected to completely attenuate within the boundaries of Site 300.

The monitoring-only strategy for uranium at Building 850 continues to be protective given that total uranium activity concentrations in groundwater at and downgradient of Building 850 are below the 20 pCi/L MCL cleanup standard and/or are natural, and the areal extent of depleted uranium has not changed during the monitoring period. Temporal trends in $^{235}U/^{238}U$ atom ratios have remained relatively stable.

During 2021, the overall extent and maximum concentrations of nitrate and perchlorate in groundwater are similar to those observed in 2020.

Concentrations of RDX, HMX, and 3-nitrotoluene are low and are confined to the area immediately downgradient of Building 850 and do not exceed any drinking water standards.

2.5.2.3. Building 850 Area of OU 5 Enhanced Bioremediation Treatability Study

The *in situ* perchlorate bioremediation treatability study commenced at Building 850 during the second semester of 2011. The objective of this study is to evaluate the efficacy of *in situ* enhanced bioremediation methods in reducing perchlorate concentrations in the presence of elevated nitrate in Building 850 groundwater. To date, the test has consisted of extracting contaminated groundwater from wells W-850-2417 or NC7-70, mixing this groundwater with dilute ethyl lactate, and injecting this mixture into wells W-850-2417 (2011 and 2012) or NC7-70 (2013 and 2015) to facilitate the *in situ* bioremediation of perchlorate by indigenous bacteria. While awaiting rebound in perchlorate concentrations, the ethyl lactate mixture was not injected into groundwater during 2016-2021. Bioremediation performance is being evaluated primarily at downgradient performance monitor wells NC7-28 and NC7-61.

Perchlorate concentrations in wells NC7-70, W-850-2417, NC7-28, and NC7-61 have decreased from pre-test 2011 concentrations of 45.6, 74, 61.2, and 45 µg/L, respectively, to 2021 concentrations of below the 2 µg/L reporting limit (October), 32 µg/L (October), 24 µg/L (October), and 39 µg/L (October), respectively. The recent data reflect rebound of perchlorate concentrations toward pre-injection levels after over five years since the last injection of ethyl lactate. The persistence of perchlorate concentrations below the 2 µg/L reporting limit in injection well NC7-70 is indicative of a diminished upgradient perchlorate source and the longevity of electron donor ethyl lactate in sustaining perchlorate reduction in the presence of multiple electron acceptors, including DO, nitrate, sulfate, and hydrous ferrous oxide reactive mineral surfaces on the solid matrix within the treatment zone.

Although not specifically targeted for bioremediation, nitrate and uranium are also monitored in injection wells W-850-2417 and NC7-70, and performance monitor well NC7-28. Nitrate concentrations in wells W-850-2417 and NC7-70 have decreased from pre-injection maxima of 52 mg/L, and 57 mg/L, respectively, to 48 mg/L (May) and less than 0.5 mg/L (April), respectively, during 2021. Nitrate concentrations in performance monitor well NC7-28 have decreased from a pre-injection maximum of 88 mg/L to 21 mg/L (October). Although nitrate concentrations remained low in wells NC7-70 and NC7-28, concentrations in well W-850-2417 are back to pre-injection levels.

Uranium activity concentrations in wells W-850-2417, NC7-28, and NC7-70 initially decreased following ethyl lactate injection but fluctuated with some uranium activity concentrations exceeding pre-injection values. Following ethyl lactate injection, decreasing uranium trends appear to result from concurrent reduction of U(VI) species (U^{+6} oxidation state) in groundwater to U(IV) (U^{+4} oxidation state) species, precipitating low solubility mineral solids. Groundwater uranium activity concentration increases observed later likely arose from a combination of dissolution of natural uranium from the rock matrix under low pH conditions and oxidation of reduced uranium minerals and desorption from mineral surfaces, coupled with arrival of pre-existing dissolved uranium from upgradient of the treatment area. As rebound monitoring has continued, current uranium activity concentrations in the Building 850 treatability test wells are generally similar to or lower than those measured before lactate injection began in 2011. Wells NC7-70, W-850-2417, NC7-28, and NC7-61 exhibited total uranium activity concentrations of 0.56 pCi/L (April and October), 9.2 pCi/L (May), 8.7 pCi/L (April), and 3.9 pCi/L (May), respectively, during 2021.

2.5.2.4. Building 850 Corrective Action Management Unit

A CAMU was constructed in the Building 850 area in 2009 as part of the Building 850 Removal Action (Section 2.5). The Building 850 CAMU is inspected and maintained per the requirements of the inspection and maintenance plan (SCS Engineers, 2010).

Improvements to reduce erosion of the CAMU access road took place during the second semester 2021 as part of the road construction along Route 4. Route 4 is immediately east of Building 850 and the Pit 7 Complex landfills. Road base, asphalt, and a short berm were constructed on the lower portion of the CAMU access road. During this construction, the lower portion of the access road was inadvertently excavated 12 to 16 inches into the solidified clean fill in the base of the CAMU. For repairs, the excavated solidified soil was replaced on the lower portion of the access road and was hydrated, re-mixed, and recompacted to the original CAMU specifications before being overlain with road base and asphalt.

Building 850 CAMU Inspection Results

The pre-rainfall season inspection of the CAMU was conducted on December 7, 2021. Some erosion (rilling), grassy vegetation, and animal burrows were observed on the slopes of the CAMU. Proposed corrective actions and repairs to protect the long-term integrity of the CAMU include:

1) Consult with the wildlife biologist and relevant LLNL departments to develop and implement a maintenance plan.
2) Post warning signs to prohibit vehicle traffic on the CAMU.

Building 850 CAMU Maintenance

Maintenance on the Building 850 CAMU during the first semester of 2021 consisted of spraying pre-emergent herbicide on the CAMU to control vegetation. Pre-emergent herbicide will again be applied to the CAMU in early 2022.

2.5.2.5. Building 850 Area of OU 5 Remedy Performance Issues

During this reporting period, there were no new issues that affect the performance of the MNA cleanup remedy for tritium in the Building 850 area. The remedy for tritium continues to be effective and protective of human health and the environment. During 2021, maximum tritium activity concentrations exceeded the 20,000 pCi/L MCL cleanup standard in a single well located 400 ft downgradient of the Building 850 Firing Table. This well will be closely monitored to determine if the elevated tritium activity concentrations persist. Perchlorate, nitrate, uranium, and HE compound concentrations and extent in groundwater downgradient of the Building 850 Firing Table were consistent with those from previous semesters. Groundwater contaminants at the Building 850 area will continue to be closely monitored and reported.

The overall Building 850 area remedy continues to make progress toward cleanup, and to be protective of human health and the environment.

2.5.3. Pit 7 Complex Area of OU 5 Groundwater Treatment System Operations and Monitoring

This section is organized into five subsections: facility performance assessment, operations and maintenance issues, compliance summary, facility sampling plan evaluation and modifications, and treatment facility and extraction wellfield modifications.

2.5.3.1. Pit 7 Complex Area of OU 5 Facility Performance Assessment

The PIT7-Source (SRC) GWTS performed as designed during this reporting period. Its impact on groundwater cleanup is discussed below in Section 2.5.5. The monthly groundwater discharge volumes and rates, and operational hours for the second semester of 2021 are summarized in Table 2.2. The total volume of groundwater extracted and treated, and contaminant masses removed during the reporting period are presented in Table Summ-1. The cumulative volume of groundwater treated and discharged, and masses removed are summarized in Table Summ-2. Analytical results for influent and effluent samples collected during the second semester of 2021 are presented in Table 2.4. The pH measurements are presented in Appendix A.

2.5.3.2. Pit 7 Complex Area of OU 5 Operations and Maintenance Issues

There were no major maintenance issues at the PIT7-SRC GWTS, the Pit 7 Complex landfill covers or cap, or the Pit 7 DDS during 2021. A summary of treatment facility operations is included in Table 2.5. The PIT7-SRC GWTS operated at a reduced capacity during the reporting period until August 5 due to equipment issues. The PIT7-SRC GWTS was secured from August 30 to the end of the reporting period to prevent equipment damage during construction activities on Route 4, the paved road that traverses the east side of the Pit 7 Complex.

DOE/LLNL plans for the PIT7-SRC GWTS to be operating at full capacity early in the first semester of 2022.

The results of inspections of the Pit 7 Complex landfill covers and cap, and related concrete-lined drainage channels are reported in Section 3.6. The results of inspections of the DDS are summarized in Section 2.5.5.4.

2.5.3.3. Pit 7 Complex Area of OU 5 Compliance Summary

The PIT7-SRC GWTS operated in compliance with the RWQCB substantive requirements for wastewater discharge throughout this reporting period.

2.5.3.4. Pit 7 Complex Area of OU 5 Facility Sampling Plan Evaluation and Modifications

The PIT7-SRC treatment facility sampling and analysis plan complies with the monitoring requirements in the CMP/CP. The treatment facility sampling and analysis plan for the first semester of 2022 is presented in Appendix B. No modifications to the plan were made during this reporting period.

2.5.3.5. Pit 7 Complex Area of OU 5 Treatment Facility and Extraction Wellfield Modifications

The wellfield configuration for the PIT7-SRC GWTS has changed several times over the last few years. During 2021, the GWTS received influent from five extraction wells, NC7-64, W-PIT7-2307, W-PIT7-2305, W-PIT7-2703, and W-PIT7-2705. Extraction well NC7-25 was kept off-line, as its operation could result in tritium activity concentrations in effluent exceeding those in the Qal/WBR HSU immediately downgradient of the injection trench. Well NC7-25 was also kept off-line to reduce the potential for depleted uranium to be drawn into the $Tnbs_1/Tnbs_0$ HSU during prolonged pumping of the well. Wells W-PIT7-2704 and W-PIT7-2306 were kept off-line due to insufficient water to operate the wells. Submersible pump replacements for extraction wells W-PIT7-2307, W-PIT7-2704, and W-PIT7-2306 were completed in July 2021.

2.5.4. Pit 7 Complex Area of OU 5 Groundwater Monitoring

The status of the 2021 groundwater compliance sampling and analysis conducted at the Pit 7 Complex area is presented in Appendix C. Appendix C also documents deviations from the sampling plan.

During the second semester of 2021, groundwater monitoring was conducted in accordance with the CMP monitoring requirements with the following exceptions: a total of 33 required analyses for 26 wells and one spring were not performed. These analyses were not performed because:

- The wells or spring were dry or there was insufficient water for sample collection,
- There was an issue with sampling equipment,
- There was an issue with accessibility, or
- There was limited personnel availability due to the COVID-19 pandemic.

Groundwater elevation contour maps for the Qal/WBR and $Tnbs_1/Tnbs_0$ HSUs within the OU are presented on Figures 2.5-2 and 2.5-3, respectively. Groundwater elevations in 2021 in both HSUs are slightly lower than 2020 levels.

2.5.5. Pit 7 Complex Area of OU 5 Remediation Progress Analysis

This section is organized into five subsections: mass removal, analysis of contaminant distribution and concentration trends, remediation optimization and performance evaluation, Pit 7 Complex DDS, and remedy performance issues.

2.5.5.1. Pit 7 Complex Area of OU 5 Mass Removal

The monthly groundwater mass removal estimates for the second semester of 2021 are summarized in Table 2.3. The total mass removed during the reporting period and cumulative mass estimates are summarized in Table Summ-1 and Table Summ-2, respectively.

2.5.5.2. Pit 7 Complex Area of OU 5 Contaminant Concentrations and Distribution

In the Pit 7 Complex area of OU 5, tritium is the primary COC in groundwater, and uranium, perchlorate, nitrate, and VOCs are secondary COCs. These constituents have been identified within the Qal/WBR and $Tnbs_1/Tnbs_0$ HSUs. The locations of the wells discussed in the following text appear on the Building 850 and Pit 7 Complex area site map (Figure 2.5-1).

2.5.5.2.1. Tritium Activity Concentrations and Distribution

Commingled plumes of tritium in groundwater extend from Pit 3 and Pit 5 Landfill sources. The Pit 7 Landfill is not an apparent source of tritium to groundwater, as most of the tritium-bearing experiments at Site 300 were conducted prior to its opening in 1979 (Taffet et al., 2008). Monitor well NC7-48, located directly downgradient of Pit 7 and upgradient of Pit 3, has generally yielded groundwater samples that contain tritium activity concentrations within background ranges (i.e., below the 100 pCi/L reporting limit). The tritium activity concentration in the groundwater sample collected from well NC7-48 during the second semester of 2021 (December) was also below 100 pCi/L. Tritium activity concentrations and distribution in groundwater in the Qal/WBR and $Tnbs_1/Tnbs_0$ HSUs in the Pit 7 Complex area are discussed below. In general, tritium activity concentrations continue to slowly decrease and the extents in excess of background activity concentrations in both HSUs remain constant to decreasing.

Qal/WBR HSU

- Tritium activity concentrations in Qal/WBR HSU groundwater in the Pit 7 Complex area have decreased from a historical maximum of 2,660,000 pCi/L (well NC7-63, 1998) to a 2021 maximum of 78,900 pCi/L (March) in well NC7-51, located approximately 100 ft downgradient (east) of Pit 3 and Pit 5.

- The 2021 maximum tritium activity concentration in Qal/WBR HSU groundwater is a decrease from the 2020 maximum tritium activity concentration of 92,800 pCi/L in well NC7-51.
- Ten of the wells in the Qal/WBR HSU that were sampled for tritium during 2021 contained tritium equal to or in excess of the 20,000 pCi/L tritium MCL cleanup standard. These wells (and corresponding tritium activity concentrations) were K7-01 (20,000 pCi/L, May), NC7-21 (24,200 pCi/L, November), NC7-40 (45,900 pCi/L, March), NC7-51 (78,900 pCi/L, March), NC7-64 (72,800 pCi/L, December), W-PIT7-03 (58,500 pCi/L, March), W-PIT7-1918 (34,200 pCi/L, December), W-PIT7-2305 (30,300 pCi/L, December), W-PIT7-2703 (64,200 pCi/L, January), and W-PIT7-2705 (25,400 pCi/L, January).
- Tritium activity concentrations remained similar to 2020 activity concentrations or decreased in all Qal/WBR HSU Pit 7 Complex wells that were sampled during 2021 (Figure 2.5-4) compared to 2020 data.

$Tnbs_1/Tnbs_0$ HSU

- In the Pit 7 Complex area, tritium activity concentrations in $Tnbs_1/Tnbs_0$ HSU groundwater have decreased from a historical maximum of 770,000 pCi/L (1999) to a 2021 maximum of 171,000 pCi/L (December) in well NC7-25, located about 250 ft downgradient (northeast) of the Pit 3 Landfill.
- The 2021 maximum tritium activity concentration is a slight increase from the 2020 maximum Pit 7 Complex tritium activity concentration in the $Tnbs_1/Tnbs_0$ HSU of 167,000 pCi/L, in the same well, NC7-25.
- Five of the wells in the $Tnbs_1/Tnbs_0$ HSU that were sampled for tritium during 2021 contained tritium in excess of the 20,000 pCi/L MCL cleanup standard. These wells (and corresponding tritium activity concentrations) were K7-03 (36,600 pCi/L, April), NC7-25 (171,000 pCi/L, December), W-PIT7-13 (28,500 pCi/L, December), W-PIT7-2307 (32,100 pCi/L, December), and W-PIT7-3406 (105,000 pCi/L, December).
- Tritium activity concentrations remained similar to 2020 activity concentrations or decreased in all $Tnbs_1/Tnbs_0$ HSU Pit 7 wells that were sampled during 2021 (Figure 2.5-5) compared to 2020 data.

2.5.5.2.2. Uranium Concentrations and Distribution

Uranium activities and distribution in groundwater in the Qal/WBR and $Tnbs_1/Tnbs_0$ HSUs in the Pit 7 Complex area are discussed below. As was the case for the Building 850 area of OU 5, total uranium and individual isotope activity concentrations were obtained by alpha spectroscopy with selected samples analyzed by ICP-MS for defining total uranium activity concentration and isotope atom ratios in samples from monitor wells.

Qal/WBR HSU

- Total uranium activity concentrations in Qal/WBR HSU groundwater in the Pit 7 Complex area have decreased from a historical maximum of 781 pCi/L (monitor well NC7-40, 1998) to a 2021 maximum of 123 pCi/L (December) in well NC7-64 (with a depleted $^{235}U/^{238}U$

atom ratio of 0.006155). Well NC7-64 is located immediately downgradient of Pit 3 (see Figure 2.5-1).

- The 2021 maximum total uranium activity concentration is a minor decrease from the 2020 maximum Pit 7 Complex total uranium activity concentration in the Qal/WBR HSU of 130 pCi/L, also in well NC7-64.
- Eight Qal/WBR HSU wells in the Pit 7 Complex area exhibited total uranium activity concentrations exceeding the 20 pCi/L MCL cleanup standard during 2021. These wells (and corresponding uranium activity concentrations) were NC7-64 (123 pCi/L, December), W-PIT7-03 (33.7 pCi/L, June), W-PIT7-1917 (71 pCi/L, April), W-PIT7-2703 (121.4 pCi/L, December), W-PIT7-2705 (37.8 pCi/L, January), NC7-40 (110 pCi/L, June), NC7-51 (55 pCi/L, June), and W-PIT7-1918 (48 pCi/L, April).
- Uranium activity concentrations remained similar to 2020 activity concentrations in all Qal/WBR HSU Pit 7 wells that were sampled during 2021 (Figure 2.5-6) compared to 2020.

All of the wells where uranium activity concentrations exceeded the 20 pCi/L MCL cleanup standard have historically shown $^{235}U/^{238}U$ atom ratios indicating some depleted uranium in the groundwater. The spatial extent of shallow groundwater impacted by depleted uranium has remained relatively stable for the past two decades. Historically, areas of depleted uranium in groundwater have been bounded by wells that exhibit $^{235}U/^{238}U$ atom ratios indicative of natural uranium. Mass spectrometric analytical data for samples collected to date do not indicate any significant change in the footprint of shallow groundwater (Qal/WBR HSU) impacted by depleted uranium. Sorption and ion-exchange on aquifer mineral surfaces are likely responsible for retarding and attenuating the migration of depleted uranium in groundwater in comparison to conservative contaminants, such as tritium.

$Tnbs_1/Tnbs_0$ HSU

- During 2021, two wells screened in the $Tnbs_1/Tnbs_0$ HSU contained groundwater with total uranium activity concentrations in excess of the 20 pCi/L MCL cleanup standard during 2021. These were extraction (currently monitor) well NC7-25 (40 pCi/L, December) and extraction well W-PIT7-3406 (22 pCi/L, June). Both wells exhibited $^{235}U/^{238}U$ atom ratios indicative of natural uranium (0.0072) in December and June, respectively. Both W-PIT7-3406 and NC7-25 are approximately 200 ft downgradient of Pit 3.
- The 2021 uranium activity concentrations are a decrease from the historical $Tnbs_1/Tnbs_0$ HSU maximum activity concentration of 100 pCi/L (October 2014) detected in well NC7-25 when it was first converted from a monitor well to an extraction well.
- The 2021 maximum total uranium activity concentration is a very slight increase from the 2020 maximum total uranium activity concentration in the $Tnbs_1/Tnbs_0$ HSU of 39 pCi/L in well NC7-25 to a 2021 maximum of 40 pCi/L in the same well.

- Uranium activity concentrations remained similar to 2020 activity concentrations in all $Tnbs_1/Tnbs_0$ HSU wells that were sampled during 2021 (Figure 2.5-7).

2.5.5.2.3. Nitrate Concentrations and Distribution

Nitrate concentrations and distribution in groundwater in the Qal/WBR and $Tnbs_1/Tnbs_0$ HSUs in the Pit 7 Complex area are discussed below.

Qal/WBR HSU

- Nitrate concentrations in Qal/WBR HSU groundwater in the Pit 7 Complex area have decreased from a historical maximum of 140 mg/L (monitor well W-PIT7-2305, 2017) to a 2021 maximum of 55 mg/L (May) in monitor well K7-01, located immediately downgradient of Pit 5.
- The 2021 maximum is a minor increase from the 2020 maximum of 54 mg/L in well W-PIT7-2305, located 20 ft upgradient of K7-01.
- During 2021, four Qal/WBR HSU wells in the Pit 7 Complex area contained nitrate concentrations equal to or above the 45 mg/L MCL cleanup standard. These wells (and corresponding nitrate concentrations) were K7-01 (55 mg/L, May), NC7-64 (50 mg/L, April), W-PIT7-2305 (54 mg/L, December), and W-PIT7-2703 (45 mg/L, January).
- Nitrate concentrations remained similar to 2020 concentrations or decreased in all Qal/WBR HSU Pit 7 Complex area wells that were sampled during 2021 (Figure 2.5-8).

$Tnbs_1/Tnbs_0$ HSU

- Nitrate concentrations in $Tnbs_1/Tnbs_0$ HSU groundwater in the Pit 7 Complex area have decreased from a historical maximum of 77 mg/L in well NC7-25 (2002) to a 2021 maximum of 48 mg/L (April) also in well NC7-25, located approximately 300 ft east (downgradient) of Pit 3.
- During 2021, nitrate was detected above the 45 mg/L MCL cleanup standard in only one $Tnbs_1/Tnbs_0$ HSU well, NC7-25. Nitrate was not detected above the 45 mg/L MCL cleanup standard in any $Tnbs_1/Tnbs_0$ HSU well during 2020; this may be attributed to incomplete sampling resulting from pandemic-related limits on personnel availability.
- Nitrate concentrations remained similar to 2020 concentrations in all $Tnbs_1/Tnbs_0$ HSU Pit 7 wells that were sampled during 2021 (Figure 2.5-9).

2.5.5.2.4. Perchlorate Concentrations and Distribution

Perchlorate concentrations and distribution in groundwater in the Qal/WBR and $Tnbs_1/Tnbs_0$ HSUs in the Pit 7 Complex area are discussed below.

Qal/WBR HSU

- Perchlorate concentrations in Qal/WBR HSU groundwater in the Pit 7 Complex area have exhibited generally stable to decreasing trends from a historical maximum of 40 µg/L in extraction well W-PIT7-2306 (2009) to a 2021 maximum of 12 µg/L (May) in monitor well NC7-34, located between Pits 3 and 5, and 12 µg/L (December) in extraction well W-PIT7-2305, located immediately downgradient of Pit 5.
- The 2021 maximum is a minor increase from the 2020 maximum of 9.1 µg/L in well W-PIT7-1918; this may be attributed to incomplete sampling resulting from pandemic-related limits on personnel availability.

- During 2021, ten wells screened in the Qal/WBR HSU in the Pit 7 Complex exhibited perchlorate concentrations at or above the 6 µg/L MCL cleanup standard. These wells (and corresponding perchlorate concentrations) were K7-01 (8.1 µg/L, May), NC7-34 (12 µg/L, May), NC7-40 (9.5 µg/L, June), NC7-64 (7.5 µg/L, December), W-PIT7-03 (8.8 µg/L, June), W-PIT7-1918 (9.2 µg/L, April and November), W-PIT7-2305 (12 µg/L, December), W-PIT7-2703 (8.2 µg/L, December), W-PIT7-2704 (9.2 µg/L, April), and W-PIT7-2705 (11 µg/L, December).
- Perchlorate concentrations remained similar to 2020 concentrations in all Qal/WBR HSU Pit 7 wells that were sampled during 2021 (Figure 2.5-10).

$Tnbs_1$/$Tnbs_0$ HSU

- Perchlorate concentrations in $Tnbs_1$/$Tnbs_0$ HSU groundwater have decreased from a historical maximum of 29 µg/L in monitor well K7-03 (2005) to a 2021 maximum of 11 µg/L in monitor well W-PIT7-3406 (June and December) and monitor well NC7-68 (June), located immediately downgradient of Pit 5.
- The 2021 maximum perchlorate concentration is a minor increase from the 2020 maximum Pit 7 Complex perchlorate concentration in the $Tnbs_1$/$Tnbs_0$ HSU of 9.2 µg/L in W-PIT7-3406.
- During 2021, four of the wells screened in the $Tnbs_1$/$Tnbs_0$ HSU in the Pit 7 Complex exhibited perchlorate concentrations at or above the 6 µg/L MCL cleanup standard. These wells (and corresponding perchlorate concentrations) were NC7-25 (9 µg/L, December), NC7-68 (11 µg/L, June), W-PIT7-2307 (9.2 µg/L, December), and W-PIT7-3406 (11 µg/L, June and December).
- Perchlorate concentrations remained similar to 2020 concentrations in all $Tnbs_1$/$Tnbs_0$ HSU Pit 7 wells that were sampled during 2021 (Figure 2.5-11).

2.5.5.2.5. VOC Concentrations and Distribution

The VOC COCs in Pit 7 Complex groundwater include TCE and 1,1-DCE. VOC concentrations and distribution in groundwater in the Qal/WBR and $Tnbs_1$/$Tnbs_0$ HSUs in the Pit 7 Complex are discussed below. Because of the limited number of wells in the Pit 7 Complex that yield VOC concentrations in excess of reporting limits and MCL cleanup standards, maps depicting these data are not included in the CMRs.

Qal/WBR HSU

- During 2021, TVOC concentrations exceeding the individual compound 0.5 µg/L reporting limit were detected in one Qal/WBR HSU well, NC7-51, at 0.63 µg/L (all TCE, June). Monitor well NC7-51 is located immediately downgradient of Pit 3.
- TVOC concentrations in Qal/WBR HSU groundwater in the Pit 7 Complex area have decreased from a historical maximum of 21 µg/L in 1995 in monitor well NC7-51, comprised of 15 µg/L of TCE and 6.2 µg/L of 1,1-DCE to the 2021 maximum of 0.63 µg/L in well NC7-51 comprised entirely of TCE (June).
- The 2021 TVOC detections are an increase from the lack of detections of any VOCs in 2020 in any Qal/WBR HSU wells. This may be attributed to incomplete sampling in 2020 resulting from pandemic-related limits on personnel availability.

- VOC concentrations remained similar to 2020 concentrations in all Qal/WBR HSU Pit 7 wells that were sampled during 2021.

$Tnbs_1$/$Tnbs_0$ HSU

- During 2021, TVOC concentrations exceeding the individual compound 0.5 µg/L reporting limit were detected in two Pit 7 Complex area $Tnbs_1$/$Tnbs_0$ HSU wells. Monitor well K7-03 contained 1.1 µg/L of TCE (April) and W-PIT7-2307 contained 4 µg/L of TVOCs (3 µg/L of TCE and 1 µg/L of 1,1-DCE in December); both monitor wells are located immediately downgradient of Pit 5.
- TVOC concentrations in the $Tnbs_1$/$Tnbs_0$ HSU have decreased from the historical maximum of 15.2 µg/L (8.7 µg/L of TCE, 4.5 µg/L of 1,2-DCE, 0.8 µg/L of PCE, and 1.2 µg/L of 1,1,1-TCA) measured in a 1985 groundwater sample collected from well K7-03 to 4 µg/L this semester (December) in W-PIT7-2307.
- The 2021 TVOC detections are an increase from the single detection of TVOCs in Pit 7 Complex area $Tnbs_1$/$Tnbs_0$ HSU wells in 2020 in extraction well W-PIT7-2307 (3.2 µg/L TCE and 1 µg/L 1,1-DCE). This may be attributed to incomplete sampling in 2020 resulting from pandemic-related limits on personnel availability.
- VOC concentrations remained similar to 2020 concentrations in all $Tnbs_1$/$Tnbs_0$ HSU Pit 7 wells that were sampled during 2021.

2.5.5.3. Pit 7 Complex Area of OU 5 Remediation Optimization and Performance Evaluation

The PIT7-SRC GWTS began operation in May 2010. During 2021, groundwater was extracted from Qal/WBR HSU wells NC7-64, W-PIT7-2305, W-PIT7-2703, and W-PIT7-2705. The volume of groundwater extracted and treated at PIT7-SRC during the second semester of 2021 was 6,869 gal. The masses of COCs removed during 2021 are summarized in Table Summ-1. During 2021, 0.11 g of VOCs, 0.55 g of perchlorate, 3.0 kg of nitrate, and 2.6 g of uranium were removed from the extracted groundwater (Table Summ-1).

During 2021, the PIT7-SRC effluent compliance samples did not contain any COCs (e.g., nitrate, perchlorate, uranium, VOCs) in excess of effluent discharge limits.

The total rainfall of 2016-2017 was the highest since the Pit 7 DDS was installed in 2008. The evaluation of the performance of the DDS in response to that rainfall, as discussed in the East/West Firing Areas Five-Year Review (Taffet et al., 2019), indicated that: 1) the DDS did not appear to reduce groundwater elevation response to high rainfall events when compared to response to historical rainfall events, 2) groundwater rose into pit waste and underlying contaminated bedrock, and 3) increasing COC concentration trends were observed for four quarters in key downgradient wells; these factors indicate that the DDS performance criteria were not met. Despite the release of COCs to groundwater in 2017, the extents of COCs in excess of MCL cleanup standards and background concentrations have not expanded and natural attenuation of all COCs continues to occur within less than 1,500 ft of the landfills, as supported by the 2017, 2018, 2019, 2020, and 2021 groundwater monitoring results. Monitoring will continue to provide data to verify whether this natural attenuation, the limited extent of these COCs in excess of MCL cleanup standards and background, and long-term decreasing trends in COC concentrations continue.

The road and drainage were improved during the second semester of 2021 to prevent sediment accumulation on Route 4, which runs immediately east of Pits 3 and 5. Improvements included Route 4 pavement slope upgrades to hasten surface runoff flow into the vegetated swale on the east side of the road and to reduce sediment accumulating on the road during storm events. A new drainage ditch with a permeable bottom was also installed on the west side of Route 4, immediately east of Pits 3 and 5. This work was not conducted as part of the ongoing Pit 7 DDS engineering evaluation, and it is not a new component of the approved CERCLA remedy.

Concentrations of COCs will continue to be closely monitored in downgradient performance monitor wells. Spatial and temporal COC trends in these wells will continue to be used to determine the relative magnitude of any future releases to groundwater and the distribution of localized residual vadose zone COC sources within and beneath the pits.

2.5.5.4. Pit 7 Complex Area Drainage Diversion System

The DDS is inspected and maintained per the requirements of the inspection and maintenance plan (Taffet et al.,2008).

Drainage Diversion System Inspection Results

Monthly rainy season and post-storm inspections were performed routinely during the second semester of 2021. The DDS was inspected on October 12, October 25, November 16, and December 14, 2021. During road construction on Route 4, rocks were temporarily placed in a portion of the vegetated swale immediately east of Route 4. The rocks were removed by the end of the road construction. This minor issue was identified on the October 12, October 25, and November 16 inspection forms. All other DDS components were determined to be satisfactory.

Drainage Diversion System Maintenance

Activities included removing tumbleweeds from the southern settling basin area, the southern rip-rap, several culverts, the vegetated swale, and the northern rip-rap.

2.5.5.5. Pit 7 Complex Area of OU 5 Remedy Performance Issues

Efforts to bring off-line extraction wells back online at the PIT7-SRC GWTS were conducted successfully during the second semester of 2021. The PIT7-SRC GWTS will continue to be operated and maintained to reduce the concentrations of uranium, nitrate, perchlorate, and VOCs in groundwater. While DOE/LLNL continues to evaluate opportunities to optimize the efficiency and effectiveness of the GWTS to improve operations and expedite cleanup, optimization of this facility is limited by the hydraulic characteristics of the HSUs and the availability of groundwater to treat.

The overall Pit 7 Complex remedy continues to make progress toward cleanup, and to be protective of human health and the environment.

2.6. Building 854 (OU 6)

The Building 854 area has been used to test the stability of weapons and weapon components under various environmental conditions, including mechanical and thermal stresses. A map of the Building 854 OU showing the locations of monitor and extraction wells and treatment facilities is presented on Figure 2.6-1.

Two GWTSs are currently operated in the Building 854 OU: 854-SRC and 854-PRX. One GWES is operated in the Building 854 OU: 854-Distal (DIS). One SVTS is also operated as part of the 854-SRC treatment facility.

The 854-SRC GWTS, which began operation in December 1999 to remove VOCs and perchlorate from groundwater, was upgraded in 2016. While operating during 2021, the flow rates for wells W-854-2218 and W-854-02 averaged approximately 4 gpm and 1 gpm, respectively. The system includes a particulate filtration system, two ion-exchange resin columns connected in series for perchlorate removal, and three aqueous-phase GAC vessels connected in series for VOC removal. Nitrate-bearing treated effluent is discharged via a misting tower on to the landscape for uptake and utilization of the nitrate by indigenous grasses.

Soil vapor treatment began at 854-SRC in November 2005. While operating during 2021, soil vapor was extracted from one SVE well, W-854-1834, at an approximate flow rate of 37 scfm. This system consists of a rotary-lobe blower to create a vacuum at the wellhead and a series of pipes leading to three vapor-phase GAC vessels that remove VOCs from extracted soil vapor. Treated vapors are discharged to the atmosphere under a permit issued by the SJVAPCD.

The 854-PRX GWTS began operation in November 2000 to remove VOCs, nitrate, and perchlorate from groundwater. During 2021, groundwater was extracted at a flow rate of approximately 3 gpm from a single extraction well, W-854-03, located southeast of the Building 854 area. The GWTS configuration includes a particulate filtration system, two ion-exchange resin columns connected in series for perchlorate removal, and three aqueous-phase GAC vessels connected in series for VOC removal. Additionally, there is an in-line sensor to monitor real-time nitrate concentrations in extracted groundwater before treatment.

Initially, from July 2006 to July 2019, the 854-DIS GWES operated as a GWTS, removing VOCs and perchlorate from groundwater. It was configured with two ion-exchange resin columns connected in series for perchlorate treatment, followed by three aqueous-phase GAC vessels connected in series for VOC removal prior to discharge to an infiltration trench. As proposed by DOE/LLNL and agreed upon by the regulatory agencies at the June 14, 2018, RPM meeting, because of the low volumes of water treated at this location, the GWTS was converted to a GWES, similar to the Building 817-SRC and 829-SRC systems. All treatment media and components were subsequently removed from the system and a collection tank was added. These engineering modifications and upgrades were completed in July 2019. Groundwater is extracted from well W-854-2139, which operates cyclically. When operating during 2021, the flow rate was less than 20 gal per month due to pump control system issues. The GWES consists of the single well and a collection tank. Extracted water is regularly transferred to the 854-SRC GWTS (or other approved treatment system when needed) for treatment. Because of the control system issues, the 854-DIS GWES was secured on June 24 pending engineering modifications to repair the control system.

2.6.1. Building 854 OU Groundwater Treatment System Operations and Monitoring

2.6.1.1. Building 854 OU Compliance Summary

During 2021, the 854-SRC and 854-PRX treatment facilities operated in compliance with the RWQCB substantive requirements for wastewater discharge; and the 854-SRC SVTS operated in compliance with the SJVAPCD permit.

2.6.1.2. Building 854 OU Operations and Maintenance Issues

Information concerning 854-SRC, 854-PRX, and 854-DIS facility operations and maintenance during 2021 is presented in Table 2.5.

2.6.1.3. Building 854 OU Facility Performance Assessment

The monthly groundwater discharge volumes and operational hours for the second semester of 2021 are summarized in Table 2.2. The total volume of groundwater treated, and masses removed during the reporting period are presented in Table Summ-1. The cumulative volume of groundwater treated and discharged, and the masses removed are summarized in Table Summ-2. Analytical results for influent and effluent samples collected during the second semester of 2021 are presented in Table 2.4. The pH measurements are presented in Appendix A.

2.6.1.4. Building 854 OU Treatment Facility and Extraction Wellfield Modifications

During 2021, no treatment facility or extraction wellfield modifications were performed on the 854-SRC or 854-PRX facilities. The 854-DIS GWES was secured on June 24 to accommodate engineering modifications to address equipment issues, specifically the controls system, while at the same time adding remote data collection. The work began during the second semester of 2021.

2.6.2. Building 854 OU Groundwater and Surface Water Monitoring

The status of the annual groundwater and surface water sampling and analysis that has been conducted at the Building 854 area during 2021 is presented in Appendix C. This table explains any deviations from the sampling plan.

During the reporting period, 235 analyses from 39 wells or springs were required per CMP monitoring requirements. Monitoring was conducted in accordance with the CMP monitoring requirements, with the exception that 24 required analyses from eight different wells or springs were not performed, because the wells or springs were dry or contained insufficient water to collect the samples.

2.6.3. Building 854 OU Remediation Progress Analysis

This section is organized into four subsections: mass removal, analysis of contaminant distribution and concentration trends, remediation optimization evaluation, and remedy performance issues.

2.6.3.1. Building 854 OU Mass Removal

The monthly groundwater and soil vapor mass removal estimates for the second semester of 2021 are summarized in Table 2.3. The total mass removed during the reporting period and cumulative mass estimates are summarized in Table Summ-1 and Table Summ-2, respectively.

2.6.3.2. Building 854 OU Contaminant Concentrations and Distribution

At the Building 854 OU, TCE and perchlorate are the primary COCs detected in groundwater; nitrate is a secondary COC. These COCs have been detected primarily in the $Tnbs_1/Tnsc_0$ HSU. The locations of the wells discussed in the following text are shown on the Building 854 OU site map (Figure 2.6-1).

A groundwater potentiometric surface map for the $Tnbs_1/Tnsc_0$ HSU from the second semester of 2021 is provided in Figure 2.6-2. A TVOC isoconcentration contour map and individual VOC concentrations for the $Tnbs_1/Tnsc_0$ HSU is shown on Figure 2.6-3. A perchlorate isoconcentration

contour map for the $Tnbs_1/Tnsc_0$ HSU is presented on Figure 2.6-4. A map showing nitrate concentrations for the $Tnbs_1/Tnsc_0$ HSU is shown on Figure 2.6-5. Groundwater elevations measured during 2021 are posted for the $Qls/Tnbs_1$ HSU on Figure 2.6-6.

2.6.3.2.1. VOC Concentrations and Distribution

$Qls/Tnbs_1$ HSU

General trends in VOC concentrations in groundwater in the $Qls/Tnbs_1$ HSU:

- Well W-854-10 was the only $Qls/Tnbs_1$ location where VOCs are present above reporting limits.
- The historical maximum TVOC concentration is 60 µg/L (November 2015) in well W-854-10.
- TVOC concentrations increased during 2021 from 10 µg/L (April) to 44 µg/L (entirely TCE) in well W-854-10 (November).
- During 2021, TCE was the only VOC detected in wells screened in the $Qls/Tnbs_1$ HSU in the Building 854 OU.
- VOC concentration trends remained stable during 2021. The spatial distribution of TVOC concentrations above the 0.5 µg/L reporting limit remains very similar to the 2020 distribution.

During 2021, VOCs were only detected above reporting limits in one $Qls/Tnbs_1$ HSU well, W-854-10. TVOC concentrations in groundwater in this well have been variable since 2006, ranging from the historical maximum of 60 µg/L (2015) to a first semester 2021 maximum of 10 µg/L (April), and rising again in the second semester of 2021 to 44 µg/L (November). This variability is concurrent with a general decline in water levels due to drought conditions. During 2021, groundwater levels at well W-854-10 dropped approximately two ft, approximately equal to the previous lowest water levels in 2015, when VOC concentrations were also at the highest (60 µg/L). It is possible that residual VOCs in the vadose zone are released to groundwater when water levels briefly rise during the wet season (even in relatively dry years more representative of drought conditions). During years with higher water levels, VOCs released to groundwater may have been diluted more as a result of the thicker saturated zone, resulting in lower concentrations in the past. This scenario may explain the current sporadic higher concentrations amid the lower water levels.

$Tnbs_1/Tnsc_0$ HSU Groundwater

General trends of VOC concentrations in groundwater in the $Tnbs_1/Tnsc_0$ HSU:

- The historical maximum TVOC concentration is 2,900 µg/L in extraction well W-854-02 (May 1997).
- TCE concentrations decreased to a current maximum of 64 µg/L (entirely TCE) in well W-854-02 (July).
- The VOC *cis*-1,2 DCE was only detected in two wells, with a current maximum of 15 µg/L in well W-854-17; no other VOCs were detected in Building 854 area wells during 2021.
- The 2021 spatial distribution of TVOC concentrations above the 0.5 µg/L reporting limit remained very similar to the 2020 distribution.

VOC concentrations in groundwater remained stable in the 854-SRC area during 2021, with no apparent increasing or decreasing trends. During 2021, only one well in the 854-SRC area contained VOCs other than TCE: W-854-17. Monitor well W-854-17 contained 15 µg/L of *cis*-1,2 DCE (April), above its 6 µg/L MCL cleanup standard. The overall extent of VOCs in excess of the 0.5 µg/L reporting limit has remained relatively stable since remediation began. However, the extent of the northern VOC plume with concentrations greater than 50 µg/L has decreased and is currently limited to the immediate vicinity of the Building 854-SRC area. TVOC concentrations in $Tnbs_1/Tnsc_0$ HSU groundwater have declined from a historical pre-remediation maximum of 2,900 µg/L (extraction well W-854-02, 1997) to a 2021 maximum concentration of 64 µg/L in the same well (July). TVOC concentrations in the other wells sampled during 2021 were similar to those in 2020

At the 854-PRX area, groundwater TVOC (all TCE) concentrations steadily decreased from 19 µg/L (April 2013) to 3.5 µg/L (October 2019) in extraction well W-854-03 as a consequence of extraction and treatment. During 2020, when the well did not pump a significant volume of groundwater, TCE concentrations slightly rebounded to 11 µg/L (August). During 2021, with continuous operation of this extraction well, concentrations in the four quarterly samples steadily decreased from 11 µg/L (January) to 3 µg/L (October). TCE concentrations at nearby monitor well W-854-3405 have ranged from 3.6 µg/L (November 2018) to 5.9 µg/L (April 2021). This well did not exhibit the recent rebounds observed in well W-854-03; however, having been installed in 2018, the analytical history of this monitor well is relatively short, and it will continue to be monitored closely.

Immediately downgradient of the 854-PRX GWTS, VOC concentrations in monitor well W-854-1823 and other nearby wells remained below their respective reporting limits during the reporting period.

The high-concentration portion of the southern VOC plume is located in the vicinity of Well 13, a former water-supply well adjacent to the 854-DIS GWES. The southern plume extends south from this area toward Spring 10 and Spring 11. TCE has been sporadically detected since 1982 at Spring 10 at concentrations of up to 32 µg/L (2000) and at Spring 11 at concentrations of up to 2.6 µg/L (2015). Spring 10 has been dry since 2011 and Spring 11 has been dry since 2018. In the 854-DIS area, VOC concentrations remained stable during the reporting period. The extent of the southern VOC plume with concentrations greater than 10 µg/L has decreased since remediation began. Concentrations generally continue to exhibit a decreasing trend, except for well W-854-07; TCE concentrations in this well ranged from 18 µg/L to 58 µg/L from 1998 to 2016. TCE concentrations had increased at monitor well W-854-07 from the 2016 maximum of 6.5 µg/L (November) to the 2019 maximum of 28 µg/L (October). Since then, TCE concentrations have decreased to a 2021 maximum of 18 µg/L (October). During 2021, only one well in the 854-DIS area contained VOCs other than TCE; extraction well W-854-2139 contained 0.5 µg/L of *cis*-1,2 DCE (January, April), which is below the MCL cleanup standard of 6 µg/L.

In the Building 858 Drop Tower area, VOC concentrations in groundwater remained below their respective reporting limits during the reporting period.

$Tnbs_1/Tnsc_0$ HSU Soil Vapor

General trends of TVOC concentrations in soil vapor in the $Tnbs_1/Tnsc_0$ HSU:

- The historical maximum TVOC concentration was 4.4 $ppm_{v/v}$ in vapor extraction well W-854-1834 (November 2005).
- TVOC concentrations decreased to a current maximum of 0.15 $ppm_{v/v}$ (entirely TCE) in well W-854-1834 (January).
- TVOC concentrations have remained below 0.5 $ppm_{v/v}$ since 2008 both during operating conditions and in rebound samples.

The historical maximum TVOC concentration in soil vapor in the Building 854 source area (4.4 $ppm_{v/v}$, November 2005) was in 854-SRC SVTS extraction well W-854-1834 and was comprised entirely of TCE; this was representative of conditions during normal vapor extraction operations. After operation of 854-SRC SVTS began in 2007, TCE concentrations declined to less than 0.5 $ppm_{v/v}$ by 2008 and have remained below 0.5 $ppm_{v/v}$ both during operation of the facility and during shutdown periods to evaluate potential rebound in concentrations. The 2021 maximum TCE vapor concentration in this well was 0.15 $ppm_{v/v}$ (January). TCE concentrations in vapor at this location are diffusion-limited. The continual, but slow, decrease in concentrations indicates progress in remediation of VOCs in this area. Although concentrations are low, well W 854-1834 produces a high volume of soil vapor and removes a significant mass of VOCs. Because of the significant mass removal and low operations and maintenance costs, DOE/LLNL has continued to operate this SVTS, but periodically evaluates its effectiveness in relation to shutdown criteria. At present, DOE/LLNL plans to continue to extract and treat vapor from the well. If, in the future a recommendation is made to curtail this activity, the regulatory agencies would be consulted for concurrence.

2.6.3.2.2. Perchlorate Concentrations and Distribution

Qls/Tnbs$_1$ HSU

During 2021, perchlorate concentrations only exceeded the 4 µg/L reporting limit in one well screened in the Qls/Tnbs$_1$ HSU or perched Tnbs$_1$ water-bearing zones; perchlorate was detected in monitor well W-845-05 (4.1 µg/L, November). There have been two other detections of perchlorate in this well in the past, in 2001 (4.1µg/L) and in 2014 (4.4µg/L).

Tnbs$_1$/Tnsc$_0$ HSU

General trends of perchlorate concentrations in groundwater in the Tnbs$_1$/Tnsc$_0$ HSU:

- The historical maximum perchlorate concentration is 27 µg/L in monitor well W-854-1823 (March 2003); concentrations at this location have been slowly declining to a 2021 maximum of 20 µg/L (April).
- The current maximum perchlorate concentration is 30 µg/L in monitor well W-854-3308 (March); concentrations at this well have been generally increasing since initial well development in 2017.
- The 2021 spatial distribution of perchlorate above the 4 µg/L reporting limit remains very similar to the 2020 distribution.
- The distribution and concentrations of perchlorate in Tnbs$_1$/Tnsc$_0$ HSU groundwater during the reporting period are generally similar to those of recent years, with the exception of a few wells (W-854-1823, W-854-3308, and W-854-3309) that have shown a consistent increase in concentrations, as described below.

In the 854-SRC area, extraction well W-854-02 has historically contained perchlorate in groundwater above the 6 µg/L MCL cleanup standard, with concentrations typically ranging between 4.9 and 7.2 µg/L. The 2021 maximum perchlorate concentration at well W-854-02 was 5.7 µg/L (April). During 2021, perchlorate was detected in well W-854-08 at a concentration of 5.3 µg/L (December). Well W-854-08 occasionally does not contain enough water to sample due to water levels being near the screen bottom, and water levels are continuously dropping due to prolonged drought conditions. Thus, the recent samples collected may be lower in concentration and not be fully representative of the local perchlorate plume. A deeper $Tnbs_1/Tnsc_0$ HSU monitor well near well W-854-08 is planned for installation in the near future. The proposed well will be screened deeper to better monitor remediation performance in this HSU when water levels drop below the screened interval at well W-854-08.

During operation of 854-PRX, perchlorate concentrations at well W-854-03 declined to below the 4 µg/L reporting limit in 2015 after engineering upgrades facilitated higher extraction rates from this well. When well W-854-03 is pumping, perchlorate concentrations in this well decrease to below the 4 µg/L reporting limit. However, concentrations have been higher recently under non-operating conditions (7.6 µg/L, August 2020). Operation during 2021 illustrates this behavior; continuous pumping began at well W-854-03 in December 2020 and perchlorate concentrations decreased from 6.2 µg/L (January) to below the 4 µg/L reporting limit (April) and remained below the recent 2 µg/L to 4 µg/L reporting limit for the remainder of 2021. Because perchlorate concentrations at nearby performance monitor well W-854 3405 have been consistent, ranging from 5.8 µg/L (February 2019) to 7.4 µg/L (November 2018), with a 2021 maximum of 9.8 µg/L (September), it is likely that well W-854-03 is extracting water from fractures with multiple flow regimes. It appears that well W-854-03 is capturing clean water in addition to perchlorate-bearing groundwater, effectively diluting perchlorate concentrations to below reporting limits when it is pumping and extracting groundwater.

Immediately downgradient of 854-PRX, perchlorate concentrations in $Tnbs_1/Tnsc_0$ HSU groundwater have remained high in monitor well W-854-3308, with a 2021 maximum concentration of 30 µg/L (April). Perchlorate concentrations in other nearby wells completed in this HSU ranged from 14 µg/L (well W-854-3309, March) to 26 µg/L (well W-854-3309, November). Perchlorate concentrations at wells W-854-3308 and W-854-3309, which are new monitor wells near well W-854-1823, have been increasing since initial well development in 2017. Perchlorate concentrations in well W-854-3308 increased from below the 4 µg/L reporting (August 2017) to 30 µg/L (April 2021). Concentrations in well W-854-3309 increased from 7.9 µg/L (September 2017) to 26 µg/L (November 2021).

At 854-DIS, except for one unusually high concentration in the July 2017 sample from extraction well W-854-2139 (14 µg/L), perchlorate concentrations have typically ranged from below reporting limits to a maximum of 7.1 µg/L (June 2019). Concentrations remained within that range during 2021, with a maximum perchlorate concentration of 5.7 µg/L in well W-854-07 (May). Extraction well W-854-2139, located near decommissioned water-supply Well 13, is the sole groundwater extraction well for 854-DIS. The 2021 maximum perchlorate concentration in W-854-2139 was 4.6 µg/L (April).

In the Building 858 Drop Tower area, during the previous ten years, perchlorate concentrations in well W-854-45 have ranged from 8.1 µg/L to 15 µg/L. The 2021 maximum in the Building 858 Drop

Tower area was 13 µg/L (April) in well W-854-3307, similar to the 2020 maximum of 12 µg/L in the same well.

2.6.3.2.3. Nitrate Concentrations and Distribution

Qls/Tnbs$_1$ HSU

General trends of nitrate concentrations in groundwater in the Qls/Tnbs$_1$ HSU:

- The maximum nitrate concentrations in this HSU typically occur in well W-854-14, near the Building 858 Drop Tower, where nitrate concentrations have historically ranged from 130 mg/L to 270 mg/L since 2001, with a decline to a 2021 maximum nitrate concentration of 80 mg/L (April).
- During 2021, other Qls/Tnbs$_1$ HSU wells contained 8.6 mg/L to 51 mg/L of nitrate, with no apparent spatial trend.

During 2021, nitrate concentrations ranging from 8.6 mg/L (well W-854-15, April) to 51 mg/L (well W-854-05, April) were present in the Qls/Tnbs$_1$ HSU in the 854-SRC and 854-PRX areas, slightly exceeding the 45 mg/L MCL cleanup standard. Concentrations in this area are relatively stable, with no apparent spatial trend.

Nitrate is also present in the Building 854 Drop Tower area. In this area, the maximum concentrations are typically found in well W-854-14, where nitrate has historically ranged from 130 mg/L to 270 mg/L since 2001, with a decline to a 2021 maximum of 80 mg/L (April).

Tnbs$_1$/Tnsc$_0$ HSU

General trends of nitrate concentrations in groundwater in the Tnbs$_1$/Tnsc$_0$ HSU:

- The historical maximum nitrate concentration was 180 mg/L in monitor well W-854-08 (September 1996); however, since 2002, nitrate concentrations in the well have ranged from 31 mg/L to 53 mg/L.
- Nitrate concentration trends remained stable during 2021, with no changes to spatial distribution.
- The 2021 spatial distribution of nitrate concentrations above the 45 mg/L MCL cleanup standard remains very similar to the 2020 distribution.

In the 854-SRC area, five wells contained nitrate near or above the 45 mg/L cleanup standard (W-854-02, W-854-08, W-854-18A, W-854-2218, and W-854-2611), with a 2021 maximum of 59 mg/L in well W-854-02 (July).

In the 854-PRX area, nitrate concentrations in extraction well W-854-03 have remained below the 45 mg/L MCL cleanup standard since 2010, including 2021, with a maximum nitrate concentration of 42 mg/L (January and May). Concentrations in nearby monitor well W-854-3405 were higher, with a 2021 maximum of 70 mg/L (April). Concentrations in downgradient wells W-854-1823, W-854-3308, and W-854-3309 remained below the MCL, with a 2021 maximum of 29 mg/L (well W-854-1823, April).

In the 854-DIS area, nitrate concentrations remain below the 45 mg/L MCL cleanup standard, with a 2021 maximum of 26 mg/L in monitor well W-854-07 (May).

At the Building 858 Drop Tower area, the 2021 maximum nitrate concentration in the Tnbs$_1$/Tnsc$_0$ HSU was 62 mg/L (W-854-45, November). Nitrate concentrations in well W-854-45 have shown a

steadily increasing trend from 2004 (16 mg/L) to present. There are no other $Tnbs_1/Tnsc_0$ HSU wells in this area with sufficiently long histories to compare nitrate concentration trends. Wells W-854-3306 and W-854-3307 contained nitrate above the 45 mg/L MCL cleanup standard also, with 57 mg/L (April) and 54 mg/L (April), respectively. The third well installed in the area in 2017, W-854-3305, contained nitrate at a concentration of 3.8 mg/L (April).

2.6.3.3. Building 854 OU Remediation Optimization Evaluation

The 854-SRC GWTS was secured from January 1 until April 6 for freeze protection and was shut down for several days on four occasions in 2021 due to power outages or control system issues (Table 2.5). The facility was secured again for freeze protection on November 16. During 2021, approximately 1.38 million gal of groundwater were extracted from the 854-SRC GWTS. During the 2021, the GWTS removed 111 g of VOCs, 5.5 g of perchlorate, and 244 kg of nitrate from extracted groundwater. Both the volume treated, and contaminant mass removed were representative of past reporting periods, and 14-30% increases from 2020, when facility run time was affected due to pandemic-related limits on personnel availability.

Similar to the GWTS, the 854-SRC SVTS was shut down for several days on four occasions in 2021 due to power outages or control system issues (Table 2.5). The facility was also secured from August 11 to August 17 due to treatment media changeout. The SVTS extracted approximately 18.3 million cubic ft of soil vapor and removed 366 g of VOC mass, representing a 30% increase in run time and mass removed over 2020, when facility run time was affected due to pandemic-related limits on personnel availability. Despite consistently low VOC vapor concentrations, substantial VOC mass continues to be removed from the source area due to relatively high vapor flow rates (approximately 34 scfm). This VOC mass is volatilizing from residual TCE in the vadose zone beneath the Building 854 source area and from the dissolved VOC plume in $Tnbs_1/Tnsc_0$ HSU groundwater beneath the SVE well.

The 854-PRX GWTS was secured from May 6 to May 10 and between May 21 to May 24 during power outages but ran consistently otherwise (Table 2.5). During 2021, approximately 1.53 million gal of groundwater were extracted from the 854-PRX GWTS, a significant increase from 2020 (399,000 gal), when the facility had very low operational uptime due to pump issues and pandemic-related limitations on personnel availability. During 2021, 32 g of VOCs, 9.3 g of perchlorate, and 232 kg of nitrate were removed from extracted groundwater (Table Summ-1). The mass of perchlorate removed from extracted groundwater varies from semester to semester, and the calculation is affected by the sampling date relative to the recent pumping history of the extraction well. When extraction well W-854-03 is not operating, perchlorate concentrations are approximately 6 to 7 µg/L. After pumping for several days or weeks, the well appears to begin extracting cleaner water, effectively diluting perchlorate concentrations to below the reporting limit and resulting in calculations of "zero" mass removed. In 2015, this perceived "dilution" began to have a noticeable effect on mass removal estimates when the facility was upgraded from the bio-treatment units, which were only capable of treating extracted water at rates below 1.5 gpm. The current 854-PRX facility treats extracted water at a rate of 3 gpm.

During 2021, operational efficiency at the 854-DIS GWES was seriously degraded by a failing control system resulting in very low volumes of extracted water. To correct this, the facility was secured on June 24 through the remainder of the reporting period pending planned engineering

upgrades to the control and data collection systems (Table 2.5). During 2021, the system extracted an average of less than 20 gal of water per month and effectively removed no VOC, perchlorate, or nitrate mass. The controls system upgrades to rectify these performance issues commenced implementation during the second semester of 2021.

2.6.3.4. Building 854 OU Remedy Performance Issues

There were no new issues that affected the performance of the cleanup remedy for the Building 854 OU.

Perchlorate concentrations remain above the 6 µg/L MCL cleanup standard in several areas of the Building 854 OU. A work plan is being developed for enhanced *in situ* bioremediation treatability testing at one or more sub-areas in the Building 854 OU. An electron donor (most likely ethyl lactate) would be mixed with groundwater or treated effluent and injected to biotically reduce perchlorate concentrations. The work plan will be submitted for regulatory review.

The overall remedy at the Building 854 OU continues to be effective and protective of human health and the environment, and to make progress toward cleanup.

2.7. Building 832 Canyon (OU 7)

Starting in the late 1950s and early 1960s, and until 1985, facilities in the Building 830 and Building 832 areas were used to test the stability of weapon components under various environmental conditions. Contaminants were released from Buildings 830 and 832 through piping leaks and surface spills during testing activities at these buildings.

Three GWTSs are currently operated in the Building 832 Canyon OU: 832-SRC, 830-SRC, and 830-DISS. Additionally, two SVTSs are currently operated at the 832-SRC and 830-SRC areas. A map of the Building 832 Canyon OU showing the locations of monitor and extraction wells and treatment facilities is presented on Figure 2.7-1.

The 832-SRC GWTS removes VOCs, perchlorate, and nitrate from groundwater, and the SVTS removes VOC mass from soil vapor. The GWTS and SVTS began operation in September and October 1999, respectively. During 2021, groundwater was extracted from wells W-832-01, W-832-3020, W-832-10, and W-832-25. Groundwater and soil vapor were extracted from wells W-832-12 and W-832-15. When brought online again in 2022 under full operation, long-term average total flow rates from all wells are expected to be less than 0.5 gpm for groundwater and 3.8 scfm for soil vapor. The current GWTS configuration includes two ion-exchange resin columns connected in series to remove perchlorate and three aqueous-phase GAC vessels (also connected in series) to remove VOCs. Nitrate-bearing treated effluent is then discharged via a misting tower on to the landscape for uptake and utilization of the nitrate by indigenous grasses. A positive displacement rotary lobe blower is used to create a vacuum at selected wellheads through a system of piping manifolds. The contaminated vapors are treated using three vapor-phase GAC vessels connected in series. Treated soil vapors are then discharged to the atmosphere under a permit issued by the SJVAPCD. Both the 832-SRC GWTS and SVTS were shut down for upgrades during most of the reporting period. The 832-SRC SVTS operated periodically for testing through 2021, and both the 832-SRC SVTS and GTWS were fully operational from October 19 until November 22, when they were secured for freeze protection. Both facilities are expected to be brought to full operation again in 2022 following cessation of freeze protection. The upgrades included connecting well W-832-3019 as a dual extraction well and

well W-832-3020 as a groundwater extraction well (to replace well W-832-11), as well as other engineering upgrades to the wellheads and data collection capabilities at associated extraction wells.

The 830-SRC GWTS removes VOCs, perchlorate, and nitrate from groundwater, and the SVTS removes VOCs from soil vapor. The GWTS and SVTS began operation in February and May 2003, respectively. The current system, which was redesigned in 2014 and restarted operations during the second semester of 2015, includes two ion-exchange resin columns connected in series to remove perchlorate and three aqueous-phase GAC vessels connected in series to remove VOCs. Groundwater is extracted from wells W-830-19, W-830-57, W-830-59, W-830-60, W-830-2214, W-830-2215, and W-830-2701. Both groundwater and soil vapor are extracted from wells W-830-49 and W-830-1807, which operate as dual extraction wells. When operating, these nine wells extract groundwater at a combined flow rate of approximately 11 gpm. A manifold located between the ion-exchange resin columns and the GAC vessels enables non-perchlorate-bearing influent to bypass perchlorate treatment. Nitrate-bearing treated effluent is then discharged via a misting tower onto the landscape for uptake and utilization of the nitrate by indigenous grasses. The SVTS operates by creating a vacuum using a liquid-ring pump, which is connected to two dual extraction wells (W-830-1807 and W-830-49). The two dual extraction wells also extract soil vapor at a combined flow rate of approximately 10 to 14 scfm. The VOC-bearing vapors are treated using three vapor-phase GAC vessels connected in series. Treated soil vapor is discharged to the atmosphere under a permit issued by the SJVAPCD.

The 830-DISS GWTS began operation in 2000, removing VOCs, perchlorate, and nitrate from groundwater. When the 830-DISS GWTS is operational, groundwater is extracted from wells W-830-51, W-830-52, and W-830-53 (relying on natural artesian pressure) at a flow rate of <1gpm, and also from W-830-2216 (using a pump), for a combined flow rate of approximately 2 to 3 gpm. When operating, extracted groundwater flows through ion-exchange columns to remove perchlorate at the 830-DISS location and the groundwater is piped to the CGSA GWTS for VOC removal. Nitrate-bearing treated effluent from the CGSA is then discharged via a misting tower onto the landscape for uptake and utilization of the nitrate by indigenous grasses.

2.7.1. Building 832 Canyon OU Groundwater and Soil Vapor Extraction and Treatment System Operations and Monitoring

2.7.1.1. Building 832 Canyon OU Compliance Summary

The 832-SRC SVTS operated periodically for testing during 2021 but was online for full operations from October 19 to November 22, operating in compliance with the SJVAPCD permit limitations. The 830-SRC GWTS and 830-SRC SVTS operated in compliance with RWQCB substantive requirements and with SJVAPCD permit limitations, respectively. The 830-DISS GWTS also operated in compliance with RWQCB substantive requirements during this reporting period.

The Building 832 Canyon OU treatment facility sampling and analysis plan complies with the monitoring requirements in the CMP/CP. The sampling and analysis plan for the first semester of 2022 is presented in Appendix B. No modifications were made to any of the plans during this reporting period.

2.7.1.2. Building 832 Canyon OU Operations and Maintenance Issues

Information concerning Building 832 Canyon facilities operations and maintenance issues is presented in Table 2.5.

2.7.1.3. Building 832 Canyon OU Facility Performance Assessment

The monthly groundwater and soil vapor discharge volumes and operational hours for the second semester of 2021 are summarized in Table 2.2. The total volume of groundwater and vapor extracted and treated, and mass removed during the reporting period are presented in Table Summ-1. The cumulative volume of groundwater and soil vapor treated and discharged, and mass removed are summarized in Table Summ-2. Analytical results for influent and effluent samples collected during the second semester of 2021 are presented in Table 2.4. The pH measurements are presented in Appendix A.

2.7.1.4. Building 832 Canyon OU Treatment Facility and Extraction Wellfield Modifications

The Building 832-SRC GWTS and SVTS were off-line for most of the reporting period to complete the construction upgrade project and perform testing and verifications of operational systems. Upgrades to the treatment facility have included improving instrumentation to the current design standard, which has enabled this facility to be integrated into the existing telemetry data acquisition system. New treatment media vessels for groundwater and vapor-phase GAC, and perchlorate ion-exchange media vessels and associated pipelines have been installed. All extraction wellheads and down-well instrumentation have been updated to the current standard. The wellfield modifications include the addition of two new extraction wells to the facility, W-832-3020 (to replace extraction well W-832-11) and a new dual extraction well W-832-3019. The 832-SRC SVTS operated periodically for testing through 2021, and both the 832-SRC SVTS and GTWS were fully operational from October 19 until November 22, when they were secured for freeze protection. Both facilities are expected to be brought to full operation again in 2022 following the cessation of freeze protection.

During 2021, the misting towers were used to discharge treated groundwater. DOE/LLNL continues to evaluate long-term alternatives for the final disposition of treated effluent. These options include potential injection into existing wells or continuation of misting. Until a final decision is made, groundwater will be discharged at the misting towers, as described above. Any proposed changes in the method for discharge of treated effluent will be presented to the regulatory agencies for concurrence. No treatment facility modifications were made at the 830-SRC GWTS and SVTS, or the 830-DISS GWTS during 2021.

2.7.2. Building 832 Canyon OU Groundwater and Surface Water Monitoring

The sampling and analysis plan for groundwater and surface water monitoring for the entire year is presented in Appendix C. This table explains deviations from the sampling plan and indicates any additions made to the CMP.

During the second semester of 2021, groundwater monitoring was conducted in accordance with the CMP monitoring requirements with the following exceptions:

- A total of 15 analyses from 11 different wells were not performed because the wells were dry, or there was insufficient water for sample collection.

- A total of one analyses for one well was not performed because of inoperable equipment; this pump will be repaired in 2022.
- Samples for a total of 30 analyses from 10 different wells were collected, but due to analytical laboratory issues, were not performed. DOE/LLNL was not able to re-sample for these analyses.
- A total of 33 analyses for 33 different wells were not performed due to limited personnel availability due to COVID-19 pandemic related issues.

Analytical results and groundwater elevation measurements obtained during 2021 are presented in Attachment 1 and Appendix D, respectively.

Groundwater elevations and flow directions for the Qal/WBR HSU are presented on Figure 2.7-2. Groundwater elevation contour maps including hydraulic capture zones for the $Tnsc_{1ab}$ and Upper $Tnbs_1$ HSUs are presented on Figures 2.7-3 and 2.7-4, respectively.

2.7.3. Building 832 Canyon OU Remediation Progress Analysis

2.7.3.1. Building 832 Canyon OU Mass Removal

The monthly groundwater and soil vapor contaminant mass removal estimates for the second semester of 2021 are summarized in Table 2.3. The total masses removed during the reporting period and cumulative mass estimates are summarized in Table Summ-1 and Table Summ-2, respectively.

2.7.3.2. Building 832 Canyon OU Contaminant Concentrations and Distribution

At the Building 832 Canyon OU, VOCs (mostly TCE) are the primary COCs detected in groundwater. Perchlorate and nitrate are the secondary COCs. These constituents have been detected primarily in the Qal/WBR and $Tnsc_{1ab}$ HSUs. VOCs and perchlorate have also been detected at relatively low concentrations in the $Tnbs_2$ and Upper $Tnbs_1$ HSUs.

A map showing individual VOC concentrations for the Qal/WBR HSU is shown on Figure 2.7-5. A total VOC isoconcentration contour map and individual VOC concentrations for the $Tnsc_{1ab}$ and Upper $Tnbs_1$ HSUs are presented on Figures 2.7-6 and 2.7-7, respectively. A map showing perchlorate concentrations for the Qal/WBR HSU is shown on Figure 2.7-8. A perchlorate isoconcentration contour map for the $Tnsc_{1ab}$ HSU is presented on Figure 2.7-9. Maps showing nitrate concentrations for the Qal/WBR and $Tnsc_{1ab}$ HSUs are presented on Figures 2.7-10 and 2.7-11, respectively.

2.7.3.2.1. VOC Concentrations and Distribution

TCE is the primary VOC detected in Building 832 area groundwater. During 2021, VOCs other than TCE present above reporting limits in the Building 832 source area were *cis*-1,2-DCE; CFORM; Freon 11; chloroethane; and methylene chloride. Of these VOCs, only TCE and *cis*-1,2-DCE were present in the Building 832 area at concentrations above their MCL cleanup standards of 5 µg/L and 6 µg/L, respectively.

TCE was the primary VOC detected in Building 830 area groundwater, including the 830-SRC and 830-DISS areas. During 2021, the other VOCs present above reporting limits in the Building 830 area were PCE; *cis*-1,2-DCE; *trans*-1,2-DCE; CFORM; 1,2-DCA; and Freon 11. Of these VOCs, only TCE and 1,2-DCA were detected at concentrations above their MCL cleanup standard of 5 µg/L and 0.5 µg/L, respectively. VOC concentrations and distribution are discussed by HSU below.

Qal/WBR HSU

General trends of groundwater VOC concentrations in the Qal/WBR HSU:

- The historical maximum groundwater TVOC concentration is 10,000 µg/L in 2003 in 830-SRC monitor well SVI-830-035.
- TVOC concentration in groundwater decreased to a current maximum of 480 µg/L in March 2021 in the same well.
- VOC groundwater concentrations in the Qal/WBR HSU increased slightly in a few wells, but generally remained stable or decreased slightly from 2020 to the second semester of 2021. The 2021 spatial distribution of VOC concentrations remains very similar to the 2020 distribution.

Since remediation began in 1999 in the Building 832 source area, groundwater TVOC concentrations in wells screened in the Qal/WBR HSU have decreased from a historical maximum of 1,800 µg/L in 1998 (well W-832-18) to a 2021 maximum of 160 µg/L (well W-832-23, September).

The highest VOC concentrations in the Qal/WBR HSU in the Building 832 Canyon OU are found in the 830-SRC area, where remediation began in 2000. Here, concentrations have decreased from a historical maximum of 10,000 µg/L in 2003 in monitor well SVI-830-035 to a 2021 maximum of 480 µg/L (SVI-830-052, March).

In the 830-DISS area during 2021, TCE was the only VOC present in groundwater in the Qal/WBR HSU. Concentrations of TCE in groundwater ranged from below the detection limit in guard well W-880-02 (March, May) to 14 µg/L at well W-832-3017 (February). In the 830-DISS area, between 2011 and 2018, VOC concentrations in the Qal/WBR area had remained below their respective MCL cleanup standards. However, from 2018 through March 2021, concentrations increased to a range of 7.6 µg/L (March 2021) to 15 µg/L (March 2018). Wells that exhibited these increases have begun to show decreases in concentration. TVOC concentrations at Spring 3 decreased from a 2018 high of 15 µg/L to a 2021 maximum of 7.6 µg/L (March, all TCE), and continued to decrease further to 1.8 µg/L in August 2021. At well W-832-SC3, concentrations decreased from a 2018 maximum of 15.5 µg/L (March) to a 2021 maximum of 4.5 µg/L (March). The recent increases in VOC concentrations in the area may be related to the suspension of operation of 830-DISS to accommodate engineering upgrades at CGSA-GWTS and the frequent securing of the upgradient facility 830-SRC GWTS during the past few years for modifications. These facilities were both operational during 2021.

During 2021, VOCs were not detected above reporting limits in Qal/WBR HSU guard well W-880-02, located south of the 830-DISS area near the Site 300 southern boundary.

$Tnbs_2$ HSU

General trends of groundwater VOC concentrations in the $Tnbs_2$ HSU:

- The historical maximum groundwater TVOC concentration is 20 µg/L in 2007 in extraction well W-830-2216.
- TVOCs in groundwater decreased to a current maximum of 4.7 µg/L in March 2021 in the same well.

Well W-830-2216 has been extracting groundwater from the $Tnbs_2$ HSU since 2007. The presence of COCs in this well is likely due to releases from several source areas in the HEPA and Building 832 Canyon OUs. While the $Tnbs_2$ HSU wells are technically located within the bounds of the Building 832 Canyon OU, the performance of these wells is discussed in more detail in the HEPA OU section. The

bounds of the HEPA OU overlap the Building 832 Canyon OU in this area. Also, the discussion of the performance of the remedy for the entire $Tnbs_2$ HSU is presented in the HEPA OU section, rather than being split up and partially discussed in detail here.

$Tnsc_{1ab}$ HSU

General trends of groundwater VOC concentrations in the $Tnsc_{1ab}$ HSU:

- The historical maximum groundwater TVOC concentration is 13,000 µg/L in 2003 in well W-830-49.
- TVOCs in groundwater decreased to a current maximum concentration of 1,800 µg/L in extraction well W-830-49 and W-830-19 (April 2021).
- VOC concentration trends in the $Tnsc_{1ab}$ HSU remained stable or decreased slightly in individual wells during 2021. The 2021 spatial distribution of VOC concentrations remain very similar to the 2020 distribution.

The highest VOC concentrations in the $Tnsc_{1ab}$ HSU are found in the 830-SRC area, where remediation began in 2000. New monitor well W-830-3601 did not yield VOCs above the reporting limit in any samples collected since its installation in September 2020 until the second semester of 2021; TCE and *cis*-1,2 DCE were detected in September (1.1 µg/L µg/L TCE and 0.73 µg/L *cis*-1,2 DCE) and again in November (1.7 µg/L TCE and 0.76 µg/L *cis*-1,2 DCE), still below the reporting limits of 5 µg/L and 6 µg/L, respectively. This well is located to the west of the 830-SRC area and helps to constrain the $Tnsc_{1ab}$ VOC plume along its western edge between monitor wells W-832-3304 and W-830-2806, where VOCs have never been detected.

Since remediation of the $Tnsc_{1ab}$ HSU began in 2000, TVOC concentrations in groundwater at the Building 832-SRC area have generally decreased from the historical maximum of 1,700 µg/L in 1998 (monitor well W-830-27). However, with the installation of well W-832-3019 in 2015, TVOC concentrations have ranged from 110 µg/L (April 2021) to 1,900 µg/L (August 2016), the historical maximum for TVOCs in 832-SRC area groundwater. The 2021 maximum TVOC concentration at well W-832-3019 was 940 µg/L (March). Well W-832-3019 has been connected to the 832-SRC GWTS and SVTS as a dual extraction well as part of the operational maintenance and engineering upgrades recently completed at this location. The 832-SRC GWTS was brought back online briefly during the second semester of 2021 before freeze protection was necessary. Concentrations of TVOCs measured in other 832-SRC area $Tnsc_{1ab}$ HSU wells during the reporting period were generally similar to concentrations from recent reporting periods. At new monitor well W-832-3603, completed during the second semester of 2020, VOCs have not been detected above reporting limits in any of the six samples collected from the well since installation, including the four quarterly samples in 2021. This well is located southeast of the 832-SRC area, where there are no nearby wells, and provides necessary data to delineate the eastern edge of the $Tnsc_{1ab}$ VOC plume. In past years The VOC plume has been represented conservatively as extending farther east due to lack of constraining data points. Analytical data from this well will continue to be monitored closely.

In the 830-DISS area, TVOC concentrations in $Tnsc_{1ab}$ HSU wells have decreased from a historical maximum of 170 µg/L (extraction well W-830-52, 2002) to a 2021 maximum of 30 µg/L in monitor wells W-830-2311 (March) and W-830-51 (October). Farther south along Building 832 Canyon, the leading edge of the $Tnsc_{1ab}$ VOC plume continues to be contained within the Site 300 boundary, based

on TVOC concentrations below the individual 0.5 µg/L reporting limits in guard wells W-880-03, W-830-1730, and W-4C.

Upper $Tnbs_1$ HSU

General trends of groundwater VOC concentrations in the Upper $Tnbs_1$ HSU:

- The historical maximum groundwater TVOC concentration is 100 µg/L in 1998 in well W-830-28.
- TVOC concentrations in groundwater decreased to a current maximum of 26 µg/L in July 2021 in extraction well W-830-2215.
- VOC concentration trends in the Upper $Tnbs_1$ HSU increased slightly in a few wells, but generally remained stable or decreased slightly from 2020 to 2021; the 2021 spatial distribution of VOC concentrations remain very similar to the 2020 distribution.

New Upper $Tnbs_1$ HSU monitor well, W-832-3602, was completed in August 2020. The well is located north of the other Upper $Tnbs_1$ monitor wells, close to the HSU's northernmost extent of saturation. Concentrations of TVOCs at this well in 2021 ranged from 8.2 µg/L (September) to 14 µg/L (May and October). These concentrations are consistent with the hydrogeological conceptual model for this area. While the extent of VOC concentrations above 10 µg/L has previously been represented in plume maps as terminating south of monitor well W-832-2906, the VOC plume has been represented as extending north past the saturated extent of the Upper $Tnbs_1$ HSU since W-832-2906 was completed in 2013. VOC concentrations in new monitor well W-832-3602 will continue to be monitored closely.

At the Building 830-SRC area, monitor well W-830-18, which serves as the performance monitor well for extraction well W-830-2215, exhibited an increasing TVOC trend while well W-830-2215 was extracting groundwater from 2006 through 2013; VOC concentrations have remained relatively stable since then, through 2021. TVOC concentrations at the adjacent extraction well W-830-2215 have slightly increased from 2015, ranging from 15 µg/L (2015) to 29 µg/L (2018). This distribution indicates that the extraction well is again capturing the highest VOC concentrations in the area after having been idle for much of 2015 and 2016 to accommodate engineering upgrades and modifications.

In the downgradient area of the Upper $Tnbs_1$ HSU, VOC concentrations have not exceeded their reporting limits in guard wells W-830-15 and W-832-2112 since the wells were installed in 1995 and 2005, respectively.

Lower $Tnbs_1$ HSU

During 2021, in the Building 832 Canyon OU, VOCs have not been detected above reporting limits in any wells screened within the Lower $Tnbs_1$ HSU. Historically, the only Lower $Tnbs_1$ HSU well where VOCs have been detected in the Building 832 Canyon OU is W-830-29, with a historical maximum TVOC concentration of 1.8 µg/L in June 1999. However, VOCs have not been detected in this well above reporting limits since August 2009. No other Lower $Tnbs_1$ HSU wells in the 832 Canyon OU have historically yielded VOCs in excess of reporting limits in any samples.

2.7.3.2.2. VOC Concentration and Distribution in Soil Vapor

Qal/WBR and $Tnsc_{1ab}$ HSUs

Currently, in the Building 832 Canyon OU, there are five vapor extraction wells. In the 832-SRC area, wells W-832-12 and W-832-15 are completed in the Qal/WBR HSU and well W-832-3019 is

completed in the $Tnsc_{1ab}$ HSU. In the 830-SRC area, well W-830-1807 is completed in the Qal/WBR HSU and well W-830-49 is completed in the $Tnsc_{1ab}$ HSU. Because of the close relationship between the $Tnsc_{1ab}$ and Qal/WBR HSUs, the VOC concentrations and distribution for both HSUs are described together.

General trends of soil vapor VOC concentrations in the Qal/WBR and $Tnsc_{1ab}$ HSUs:

- The only VOC detected above reporting limits in soil vapor during 2021 was TCE.
- The historical maximum soil vapor TVOC concentration is 259 $ppm_{v/v}$ in 2007 in dual extraction well W-830-49.
- Excluding well W-832-3019, TVOCs in soil vapor decreased to a current maximum of 4.7 $ppm_{v/v\ in}$ in W-830-49 (July).
- Soil vapor concentrations in wells W-832-12 and W-832-15 have not yielded concentrations above 0.76 $ppm_{v/v}$ since 2011, including during rebound tests.
- Soil vapor concentrations in new dual extraction well W-832-3019 rose to a 2021 maximum of 140 $ppm_{v/v}$ (September) and decreased to 64 $ppm_{v/v}$ (October) after the facility became operational.
- Soil vapor concentrations in wells W-832-12 and W-832-15 have not yielded concentrations above 0.76 $ppm_{v/v}$ since 2011, including during rebound tests.
- Excluding W-832-3019, VOC soil vapor concentration trends remained stable or decreased slightly in individual wells from 2020 through the 2021; the 2021 spatial distribution of VOC concentrations remains very similar to the 2020 distribution.

Soil vapor samples are typically collected every six months from 832-SRC dual extraction wells W-832-12, W-832-15, and newly connected extraction well W-832-3019 while non-operational; the frequency will increase when soil vapor extraction resumes after freeze protection ceases in 2022. Concentrations increased dramatically in recent samples from well W-832-3019 ranging from 5.1 $ppm_{v/v}$ (April) to 140 $ppm_{v/v}$ (September). Dual extraction well W-832-3019 was connected to the 832-SRC SVTS and GWTS during the second semester of 2020. Testing and verification of the system were completed periodically through 2021, and the well began full-time extraction on October 19. Because of the high soil vapor and groundwater concentrations, analytical results from well W-832-3019 are monitored closely. Including results of rebound testing, since 2011, neither well W-832-15 nor well W-832-12 have yielded TVOC concentrations greater than 0.76 $ppm_{v/v}$. During 2021, soil vapor samples from wells W-832-12 and W-832-15 yielded maximum VOC concentrations of 0.57 $ppm_{v/v}$ and 0.75 $ppm_{v/v}$, respectively (all TCE).

Soil vapor samples are also collected quarterly from 830-SRC area dual extraction wells W-830-49 and W-830-1807, and also after long periods of operational downtime. Concentrations in soil vapor in these two extraction wells are similar to those of recent reporting periods. During 2021, TVOC concentrations ranged from 0.26 $ppm_{v/v}$ (W-830-1807, March) to 4.7 $ppm_{v/v}$ (W-830-49, July).

2.7.3.2.3. HE Compound Concentrations and Distribution

Including 2020, HE compounds have never been detected in groundwater in any Building 832 Canyon OU well, although HMX is a COC in surface and subsurface soil in the Building 832 Canyon OU 832-SRC area.

2.7.3.2.4. Perchlorate Concentrations and Distribution

Qal/WBR HSU

General trends of perchlorate concentrations in the Qal/WBR HSU:

- The historical maximum perchlorate concentration is 51 µg/L in 1998 in monitor well W-830-13.
- Perchlorate concentrations decreased to a current maximum of 5.5 µg/L in February 2021 in monitor well W-830-13.
- Perchlorate is only detected above the typical 4 µg/L reporting limit in a few wells in the Qal/WBR HSU in the 832 Canyon OU; overall, perchlorate concentrations have been decreasing over time.

The only detections of perchlorate in the Qal/WBR HSU during the reporting period were in wells W-832-12, W-832-13 (832-SRC area), and W-832-3017 (830-DISS area) at 2021 maximum concentrations of 3.2 µg/L, 5.5 µg/L, and 4.4 µg/L, respectively. During 2021, perchlorate was not detected in this HSU above the reporting limit in the 830-DISS area Qal/WBR HSU guard wells W-35B-01 and W-880-02.

$Tnbs_2$ HSU

The perchlorate observed in the Building 832 Canyon area $Tnbs_2$ HSU wells represents an extension of the downgradient portion of the perchlorate plume originating in the HEPA OU. Generally, perchlorate concentrations in the $Tnbs_2$ HSU in the Building 832 Canyon OU have historically been below the typical 4 µg/L reporting limit, except for a few instances. During 2021, the reporting limit for perchlorate analyses was generally lowered to 2 µg/L. As such, there may be additional detections of perchlorate in excess of the lower reporting limit. For example, during 2021, extraction well W-830-2216 contained perchlorate above the new 2 µg/L reporting limit (3.9 µg/L, July). This well has had a few detections of perchlorate in the past, (4.1 µg/L, 2016; 4.2 µg/L, 2007)

$Tnsc_{1ab}$ HSU

General trends of perchlorate concentrations in the $Tnsc_{1ab}$ HSU:

- The historical maximum perchlorate concentration is 38 µg/L in 2017 in dual extraction well W-832-3019.
- Perchlorate concentrations decreased to a current maximum of 9.9 µg/L (July) in dual extraction well W-830-3019.
- Perchlorate concentration trends in the $Tnsc_{1ab}$ HSU remained stable in individual wells from 2019 through 2021; the current spatial distribution of perchlorate concentrations remain very similar to the 2020 distribution even with new detections due to the lowered reporting limit.

In the Building 830 and 832 source areas in the $Tnsc_{1ab}$ HSU (and the entire OU), the historical maximum perchlorate concentration of 38 µg/L was detected in well W-832-3019 in February 2017. Prior to this elevated concentration, perchlorate in well W-832-3019 had fluctuated between 8.3 µg/L and 18 µg/L. The perchlorate concentrations in samples taken later in 2017 (August and December) were both 13 µg/L, and the maximum 2018 perchlorate concentration in this well was also 13 µg/L.

The 2019, 2020, and 2021 maxima of 13 µg/L, 11 µg/L, and 10 µg/L, respectively, suggest that the 38 µg/L February 2017 result is atypical of perchlorate concentrations in this well. Baseline sampling at new monitor well W-830-3601 yielded 17 µg/L of perchlorate (October 2020). This well is located to the west of the 830-SRC area and helps to delineate the extent of the $Tnsc_{1ab}$ perchlorate plume along its western edge between monitor wells W-832-3304 and W-830-2806, where perchlorate has not been detected above reporting limits. Subsequent sampling of W-830-3601 during 2021 did not yield perchlorate above reporting limits. Perchlorate concentrations at this well will continue to be monitored closely.

In the 830-DISS area, perchlorate concentrations were below reporting limits except for artesian extraction wells W-830-51, W-830-52, and W-830-53, and nearby monitor well W-830-2311. The concentrations ranged from 4.1 to 5.4 µg/L and are comparable with previous data. This distribution is similar to that of previous reporting periods. Including 2021, perchlorate has never been detected in $Tnsc_{1ab}$ HSU guard wells W-830-1730 and W-4C.

Upper $Tnbs_1$ HSU

Including 2021, perchlorate concentrations in the Upper $Tnbs_1$ HSU have not exceeded the 4 µg/L reporting limit since 2005, except for likely analytical laboratory errors.

Lower $Tnbs_1$ HSU

Including 2021, perchlorate concentrations in the Lower $Tnbs_1$ HSU have not exceeded the 4 µg/L reporting limit.

2.7.3.2.5. Nitrate Concentrations and Distribution

During this reporting period, maximum nitrate concentrations in groundwater remained high both in the vicinity of the Building 832 and Building 830 source areas, and in the shallow Qal/WBR HSU; and low or below the 0.5 mg/L reporting limit in the downgradient, deeper parts of all Building 832 Canyon HSUs. Concentration trends in the various HSUs are discussed below. Spatial and temporal nitrate concentration trends in all HSUs in the 832 Canyon OU continue to support the interpretation that nitrate is naturally attenuating in the groundwater.

Qal/WBR HSU

General trends of nitrate concentrations in the Qal/WBR HSU:

- The historical maximum nitrate concentration is 240 mg/L in monitor well SVI-830-033 in 2008.
- Nitrate decreased to a current maximum of 180 mg/L in monitor well W-832-19 in March.

During 2021, concentrations of nitrate in wells screened in the Qal/WBR HSU in all areas ranged from a maximum of 180 mg/L in 832-SRC monitor well W-832-19 (March) to <1 mg/L in 830-DISS guard well W-880-02 (March). Generally, nitrate concentrations followed a decreasing trend downgradient from the 832-SRC area to the 830-DISS area.

During 2021, nitrate concentrations remained below 1 mg/L in guard wells W-35B-01 and W-880-02, which are located near the Site 300 boundary.

$Tnsc_{1ab}$ HSU

General trends of nitrate concentrations in the $Tnsc_{1ab}$ HSU:

- The historical maximum nitrate concentration is 440 mg/L in extraction well W-830-49 in 1998.
- Nitrate concentrations decreased to a current maximum of 180 mg/L in monitor well W-832-19 (March).

During 2021, nitrate concentrations in the $Tnsc_{1ab}$ HSU generally remained moderate to high, but stable (between a historical reporting limit of 1 mg/L and 180 mg/L), near the Buildings 830 and 832 source areas. The reporting limit for nitrate has varied over time from 0.1, 0.5, 1, and 4 mg/L. Nitrate continues to exhibit a significant decreasing concentration trend in the downgradient direction toward the Site 300 boundary, where confined hydraulic conditions conducive to *in situ* microbial denitrification exist. Since 2011, nitrate concentrations in downgradient $Tnsc_{1ab}$ guard wells W-830-1730 and W-4C were generally below the historical reporting limits of 0.1 and 0.5 mg/L and never exceeded 3.1 mg/L (W-830-1730, 2013), indicating that nitrate continues to naturally attenuate within the OU. Nitrate was not detected above the current 0.5 mg/L reporting limit in either new monitor well, W-830-3601 or W-832-3603, during baseline sampling events in 2020. However, in subsequent sampling during 2021, nitrate was detected in monitor well W-832-3603 in four quarterly samples below the 45 mg/L MCL, ranging from 3.5 mg/L (September) to 7 mg/L (March and May).

Upper $Tnbs_1$ HSU

General trends of nitrate concentrations in the Upper $Tnbs_1$ HSU:

- The historical maximum nitrate concentration is 27 mg/L in extraction well W-830-3408 in 2018.
- Nitrate decreased to a current maximum of 25 mg/L (February) in the same well.
- Nitrate concentrations in other Upper $Tnbs_1$ HSU locations were all below 14 mg/L.

During 2021, nitrate remained low in guard well W-830-15 with a maximum 2021 concentration of 6.2 mg/L (August). Nitrate concentrations at this location have varied from below reporting limits to a maximum of 8.7 mg/L (2004). At new monitor well W-832-3602, nitrate was detected at a concentration of 7.3 mg/L during baseline sampling in August 2020, and also in subsequent samples collected during 2021, with a maximum 2021 concentration of 14 mg/L (May), the highest concentration apart from well W-830-3408 (25 mg/L, February). These results are generally similar to the nitrate concentrations detected in nearby wells.

The very low nitrate concentrations in the downgradient areas and the absence of detectable nitrate in the southern site boundary guard wells are consistent with the interpretation that nitrate naturally attenuates due to *in situ* microbial denitrification in the Upper $Tnbs_1$ and other Neroly Formation bedrock HSUs.

Lower $Tnbs_1$ HSU

Including 2021, nitrate concentrations in the Lower $Tnbs_1$ HSU have not exceeded reporting limits (the highest historical reporting limit was 4 mg/L) since 1994, except for two instances. Well W-832-09 contained 44 mg/L of nitrate in a baseline sample (1994), which is likely a result of sampling error or poor well development; groundwater samples collected from this location since 1994 have not

exceeded reporting limits. Well W-830-29 also yielded 18 mg/L nitrate (2013); concentrations in the other samples collected from this location have not exceeded reporting limits.

2.7.3.3. Building 832 Canyon OU Remediation Optimization Evaluation

Despite the recent shutdown of several GWTSs and SVTSs, data indicate that overall, the remedy is making progress in preventing off-site plume migration, reducing source area concentrations, and removing contaminant mass. However, hydraulic capture remains difficult to assess in areas where wells cannot maintain continuous pumping. The low well yields result from a combination of geologic materials with low hydraulic conductivity and dewatering due to ongoing groundwater extraction amid limited recharge.

Qal/WBR HSU

In the Qal/WBR and $Tnsc_{1ab}$ HSUs, the extraction wellfields target the highest VOC plume concentrations emanating from the Building 832 and Building 830 source areas, but steep terrain and unstable canyon bottom soil conditions limit the availability of sites for new wells. In recent years, groundwater extraction has been further constrained by limited recharge and declining water levels in both source areas.

$Tnbs_2$ HSU

In the $Tnbs_2$ HSU in Building 832 Canyon, remediation continues via extraction well W-830-2216, which has resumed consistent operation with the recent completion of engineering upgrades at the CGSA GWTS. The contamination in this area likely arises from a combination of sources located in both the HEPA and Building 832 Canyon OUs. Decreasing VOC concentration trends in this extraction well and nearby monitor well W-830-13 suggest that remediation has been effective in removing mass in this area.

$Tnsc_{1ab}$ HSU

Active remediation of the $Tnsc_{1ab}$ HSU began in 2000 and the extraction wellfield currently consists of ten groundwater extraction wells and five dual extraction wells. Water levels continue to decline in both the 830-SRC and 832-SRC areas, limiting continuous extraction from the $Tnsc_{1b}$ and $Tnsc_{1a}$ stratigraphic intervals that comprise the $Tnsc_{1ab}$ HSU. Upgrades have been made to existing 832-SRC extraction wells to increase operational time and increase mass removal. Also, connection of well W-832-2020, a groundwater extraction well, and well W-832-3019, a dual extraction well, is complete. Full operation of 832-SRC resumed briefly for portions of October and November 2022 and will resume full operation after freeze protection ends in 2022.

Upper $Tnbs_1$ HSU

Extraction wells in the Upper $Tnbs_1$ HSU target areas with the highest TVOC concentrations. Since remediation began in this HSU, the overall extent of VOCs has decreased significantly and concentrations in monitor well W-830-1832 have been below reporting limits since March 2010. Groundwater in Upper $Tnbs_1$ guard wells W-830-15 and W-832-2112, located downgradient of well W-830-1832 and upgradient of water-supply Well 20, continues to exhibit concentrations below reporting limits for all COCs except nitrate concentrations, which were significantly below the 45 mg/L MCL cleanup standard.

Mass Removal

In the Building 832-SRC area, COC concentration trends in extraction wells have remained stable for several years, as declining water levels and low yields limit groundwater extraction. During 2021, after intermittent minimal operation of the 832-SRC SVTS through the first and second semesters, both the 832-SRC GWTS and SVTS began full operation on October 19 and operated until being secured for freeze protection on November 22. In total during 2021, 11,000 gal of groundwater and 187,000 cubic ft of soil vapor were extracted and treated. A total of 8.1 g of VOCs, 0.21 g of perchlorate, and 3.5 kg of nitrate were removed from groundwater and a total of 637 g of VOC mass was removed from soil vapor (Table Summ-1). When the facility is again brought online full time, the addition of dual extraction well W-832-3019, groundwater extraction well W-832-3020, other engineering upgrades, and the facility rebuild will result in increased mass removal rates in this area for both soil vapor and groundwater. The data acquisition capabilities added as part of these completed upgrades will also provide data needed to better optimize mass removal from existing wells in this area.

The 830-SRC GWTS and SVTS were secured from January 1 to April 6 for freeze protection and operated except for the instances described in Table 2.5. In total, during 2021, 1.245 million gal of groundwater and 1.538 million cubic ft of soil vapor were treated. This represents a 20% increase for groundwater and a very significant increase for soil vapor from 2020 (1.025 million gal of groundwater and 435,000 cubic ft of soil vapor). During 2021, a total of 427 g of VOCs, 1.3 g of perchlorate, and 49 kg of nitrate were removed (Table Summ-1), which is roughly equal to the total masses removed in 2020 due to decreased concentrations. Operational maintenance and engineering upgrades are planned for the misting towers to increase operational runtime and the efficacy of the misting discharge process. As noted in Section 2.7.1.4, DOE/LLNL continues to evaluate long-term alternatives for the final disposition of treated effluent. These options include injection into wells or continuation of misting. Until a final decision is made on the disposition of treated effluent, groundwater will be discharged at the misting towers, as described above. Any proposed changes to the methods for discharge of treated effluent will be presented to the regulatory agencies for concurrence.

The 830-DISS GWTS was secured from January 1 to June 16 for freeze protection and also periodically through 2021 to accommodate shutdown and repairs of the CGSA GWTS, as noted in Table 2.5. During 2021, the facility operated with only one extraction well (W-830-2216) as the other wells did not contain sufficient head to flow freely at the surface. During 2021, approximately 334,000 gal of groundwater was extracted and treated. A total of 3.6 g of VOCs, 4.4 g of perchlorate, and 83 kg of nitrate were removed from extracted groundwater (Table Summ-1).

As remediation proceeds from the 832-SRC, 830-SRC, and 830-DISS extraction wells, contaminant concentrations in all Building 832 Canyon HSUs are expected to continue to decline. The anticipated long-term decline in water levels will have an impact on long-term performance of extraction wells. VOC concentration trends in the Upper $Tnbs_1$ HSU continue to be monitored closely, because changes to the pumping schedules of water-supply Well 20 and backup water-supply Well 18 have the potential to hydraulically influence the vertical distribution of contaminants.

2.7.3.4. Building 832 Canyon OU Remedy Performance Issues

No other new issues were identified during this reporting period that could impact the long-term performance of the cleanup remedy for the Building 832 Canyon OU. The remedy continues to make progress toward cleanup, and to be protective of human health and the environment.

2.8. Site 300 Site-Wide (OU 8)

2.8.1. Building 801 and Pit 8 Landfill

The Building 801 Firing Table was used for explosives testing until it was discontinued in 1998, and the firing table gravel and some underlying soil were removed. Waste fluid discharges to the Building 801D dry well from the late 1950s to 1984 resulted in VOC contamination of soil and groundwater. Debris from the firing table was buried in the nearby Pit 8 Landfill until 1974. A map of the Building 801 and Pit 8 Landfill area showing the locations of the buildings, firing table, landfill, and monitor wells is presented on Figure 2.8-1.

2.8.1.1. Building 801 and Pit 8 Landfill Groundwater Monitoring

Wells K8-01, -02B, -03B, -04, and -05, and wells W-PIT8-3201, -3202, and -3203 monitor groundwater for contaminants that may have been released from the Building 801 Firing Table and facilities, or the Building 801D dry well. Wells K8-02B, -04, and -05, and wells W-PIT8-3201, -3202, and -3203 are also used to detect potential chemical releases from the Pit 8 Landfill. Detection monitoring of this landfill, which is discussed in Section 3.4, is conducted to determine if releases have occurred.

The sampling and analysis plan for groundwater and surface water monitoring for the full year is presented in Appendix C. This table also explains deviations from the sampling plan and indicates any additions made to the CMP.

Wells in this area are scheduled for sampling and analysis primarily during the second quarter of the calendar year. During the first semester of 2021, groundwater monitoring was conducted in accordance with the CMP monitoring requirements with the following exceptions: a total of 12 required analyses for three different wells were not performed for: well K8-02B due to a failed pump resulting in two missed analyses, well K8-03B with a missed nitrate analysis due to analytical laboratory equipment issues, and well K8-05, which was dry, resulting in nine analyses that could not be performed.

During the second semester of 2021, all 2021 CMP monitoring requirements were met.

2.8.1.2. Building 801 and Pit 8 Landfill Contaminant Concentrations and Distribution

At Building 801, the VOCs CFORM, 1,2-DCA, and TCE are the primary COCs detected in groundwater; perchlorate and nitrate are the secondary COCs. There are no COCs in groundwater attributable to the Pit 8 Landfill. The results of the detection monitoring of the Pit 8 Landfill are discussed in Section 3.3.

In the Building 801/Pit 8 Landfill area, eight monitor wells are screened in the $Tnbs_1$/$Tnbs_0$ HSU. Well K8-05, which is scheduled to be sampled during odd years, has been dry since it was installed in 1988.

Groundwater elevations and COC concentrations for 2021 are shown on Figure 2.8-1.

General trends of primary and secondary COC concentrations in the $Tnbs_1$/$Tnbs_0$ HSU:

- The historical maximum TVOC concentration is 10 µg/L, detected in 1990 in well K8-01.
- TVOC concentrations decreased to a 2021 maximum of 3.9 µg/L, detected in May in well K8-01.
- The historical maximum TCE concentration is 6.0 µg/L, detected in 1992 in well K8-01.
- TCE has decreased to a current 2021 maximum of 2.8 µg/L, detected in May in well K8-01.
- The historical maximum 1,2-DCA concentration is 5.0 µg/L, detected in 1990 in well K8-01.
- 1,2-DCA has decreased to a 2021 maximum of 1.2 µg/L, detected in May in well K8-01.
- The historical maximum CFORM concentration is 2.4 µg/L, detected in 1992 in well K8-01.
- Including 2021, CFORM has remained below the 0.5 µg/L reporting limit in all area wells since 2008.
- Including 2021, the historical maximum perchlorate concentration is 5.0 µg/L, detected in 2003 in well K8-04.
- Perchlorate was detected at 7.1 µg/L in a December sample from well K8-04; however, a duplicate sample collected at the same time and analyzed by a different laboratory yielded 4 µg/L of perchlorate.
- The historical maximum nitrate concentration is 80 mg/L, detected in 2015 in well K8-04.
- Nitrate has decreased to a 2021 maximum of 73 mg/L, detected in May in well K8-04.

As was the case in 2020, the 2021 maximum TVOC concentration (3.9 µg/L) in the area was observed in well K8-01 (comprised of 2.8 µg/L of TCE and 1.1 µg/L of 1,2-DCA). These concentrations are well within the range observed since 1990.

Of the groundwater COCs, only 1,2-DCA was detected above its MCL cleanup standard and reporting limit (both 0.5 µg/L) during 2021 in two wells: K8-01 (1.2 µg/L and 1.1 µg/L, May routine and duplicate samples, respectively, and 1.1 µg/L and 0.71 µg/L, December duplicate and routine samples, respectively) and K8-04 (1.0 µg/L and 0.99 µg/L, May duplicate and routine samples, respectively). Additionally, 1,2-DCA was not detected above the 0.5 µg/L reporting limit in samples from the remaining wells, including W-PIT8-3203, which yielded 0.72 µg/L of 1,2-DCA in August 2016. During 2021, TCE was not detected above its 5 µg/L MCL cleanup standard and CFORM was not detected above its 0.5 µg/L reporting limit in any Building 801/Pit 8 monitor well samples. Overall, TVOC concentrations detected in groundwater samples collected from wells downgradient of Building 801 have decreased since 1990.

The spatial extent of the VOCs TCE and 1,2-DCA has generally remained unchanged. The presence of VOC maxima in well K8-01 (located immediately downgradient of Building 801 and upgradient of the Pit 8 Landfill) and lower concentrations observed intermittently in well K8-04 (located immediately downgradient of the Pit 8 Landfill) defines a continuation of the VOC plume originating at the Building 801D dry well. Thus, this plume does not originate from the Pit 8 Landfill.

In 2021, perchlorate was detected in two area wells. A December routine sample from well K8-04 yielded 7.1 µg/L, represented the historical maximum, and was the first time perchlorate concentrations ever exceeded the 6 µg/L MCL cleanup standard in area wells. However, a duplicate sample from the same well was analyzed by a different laboratory and yielded 4 µg/L of perchlorate. Therefore, the 7.1 µg/L detection may be anomalous. In 2021, perchlorate was also detected in one other well, K8-01, at 2.6 µg/L and 2.0 µg/L, in December duplicate and routine samples, respectively. However, it is noteworthy that during 2021, the laboratory reporting limit for perchlorate was lowered from 4 µg/L to 2 µg/L. In 2019 and 2020, perchlorate was not detected above the previous 4 µg/L reporting limit in any Building 801/Pit 8 Landfill area wells. During 2018, perchlorate was detected slightly above its 4 µg/L reporting limit in two wells: 4.7 µg/L in the July sample from well W-PIT8-3203 and 4.1 µg/L in the May duplicate sample from well K8-04 (it did not exceed the 4 µg/L reporting limit in the routine sample). Prior to December 2021, perchlorate concentrations had never exceeded the 6 µg/L MCL cleanup standard in Building 801/Pit 8 Landfill area wells. Perchlorate concentrations will be closely monitored in well K8-04 and other wells for future trends.

The 2021 maximum nitrate concentration was 73 mg/L and 71 mg/L in well K8-04 (May routine and duplicate samples, respectively). The same well yielded the maximum nitrate concentrations in 2020 at 71 mg/L and 2019 at 73 mg/L, which are similar to recent results. The historical maximum nitrate concentration is 80 mg/L in well K8-04 in 2015. Since 2004, nitrate concentrations in this well have ranged from 51 mg/L to 80 mg/L. Nitrate was also detected in two other wells, slightly above the 45 mg/L MCL cleanup standard, at 59 mg/L and 56 mg/L (well W-PIT8-3203, December and May, respectively), and 47 mg/L (duplicate sample from well K8-01, May; the routine sample yielded 44 mg/L). The nitrate concentrations in wells K8-01 and W-PIT8-3203 are consistent with previous results, which have, since 2016, ranged from 36 mg/L to 49 mg/L in well K8-01, and 46 mg/L to 61 mg/L in well W-PIT8-3203. Nitrate concentrations in other Pit 8 area wells did not exceed the 45 mg/L MCL cleanup standard during 2021. Nitrate concentrations detected in Building 801/Pit 8 Landfill area groundwater during 2021 are generally similar to previous years.

Nitrate, 1,2-DCA, and possibly perchlorate, are the only COCs with concentrations above their MCL cleanup standards at the Building 801/Pit 8 Landfill area.

2.8.2. Building 833

TCE was used as a heat-exchange fluid at Building 833 from 1959 to 1982, and was released through spills and rinse water disposal, resulting in TCE contamination of soil and shallow perched groundwater. A map showing the locations of the building and monitor wells is presented on Figure 2.8-2.

2.8.2.1. Building 833 Groundwater Monitoring

The sampling and analysis plan for groundwater and surface water monitoring for the full year is presented in Appendix C. This table also explains deviations from the sampling plan and indicates any additions made to the CMP.

During 2021 groundwater monitoring was conducted in accordance with the CMP monitoring requirements for three wells in this area. Eight scheduled analyses from eight wells were not conducted, because the wells were dry. The dry wells have generally contained insufficient or no groundwater for sampling since 1993.

2.8.2.2. Building 833 Contaminant Concentrations and Distribution

At Building 833, the VOCs TCE and *cis*-1,2-DCE are the primary COCs in shallow, perched groundwater; there are no secondary COCs. The Tpsg HSU is an ephemeral, perched water-bearing zone equivalent to the contaminated HSU in the Building 834 OU. During heavy rainfall events, this HSU may become saturated. Quarterly monitoring of these wells from 1993 to present has shown variable levels of saturation, including many wells that are now dry (W-833-03, -12, -18, -22, -28, -33, -34, and -43). When saturated, monitoring conducted since 1988 has shown a significant decline in VOC concentrations in Tpsg HSU groundwater compared to the highest concentrations, which were observed in the early 1990s.

In the Building 833 area, eight monitor wells are screened in the Tpsg HSU, one well (W-841-01) is screened in the Upper $Tnbs_1$ HSU and two wells (W-833-30 and W-840-01) are screened in the Lower $Tnbs_1$ HSU.

During 2021, only three wells had sufficient water available for sampling: Lower $Tnbs_1$ HSU wells W-833-30 and W-840-01, and Upper $Tnbs_1$ HSU well W-841-01. All three wells yielded concentrations below individual reporting limits for TVOCs (0.5 µg/L).

Groundwater elevations and contaminant concentrations for 2021 are shown on Figure 2.8-2.

2.8.3. Building 845 Firing Table and Pit 9 Landfill

The Building 845 Firing Table was used from 1958 until 1963 to conduct explosives experiments. Leaching from firing table debris resulted in minor contamination of subsurface soil with depleted uranium and HMX. A map showing the locations of the building, landfill, and monitor wells is presented on Figure 2.8-3.

2.8.3.1. Building 845 and Pit 9 Landfill Groundwater Monitoring

No groundwater COCs have been identified for the Building 845/Pit 9 Landfill area. Seven wells (K9-01, -02, -03, and -04; W-PIT9-3204, -3205, and -3206) monitor area groundwater to:

- Detect any potential future releases from the Pit 9 Landfill; and
- Detect any potential impacts to groundwater from HMX and uranium (subsurface soil COCs).

These monitor wells are screened in the Lower Neroly Formation $Tnbs_1$/$Tnbs_0$ HSU. Detection monitoring of the Pit 9 Landfill is discussed in Section 3.5.

The sampling and analysis plan for groundwater and surface water monitoring for the full year is presented in Appendix C. This table also explains deviations from the sampling plan and indicates any additions made to the CMP.

During 2021, groundwater monitoring was conducted in accordance with the CMP monitoring requirements for five of the seven wells in this subarea. No samples could be collected from wells W-PIT9-3205 and -3206 for 16 scheduled analyses because the wells were inaccessible. The remaining wells (K9-01, K9-02, K9-03, K9-04, and W-PIT9-3204) were sampled during 2021 in accordance with the CMP monitoring requirements.

2.8.3.2. Building 845 and Pit 9 Landfill Contaminant Concentrations and Distribution

In the Building 845 and Pit 9 Landfill area, seven landfill detection monitor wells are screened in the $Tnbs_1$/$Tnbs_0$ HSU. All the scheduled analyses for the detection monitoring constituents (VOCs,

nitrate, tritium, perchlorate, HE compounds, uranium isotopes, Title 22 metals, lithium, and fluoride) were performed during the first semester of 2021 for wells K9-01, -02, -03, and -04, and W-PIT9-3204.

The concentrations and activity concentrations of the detection monitoring constituents (VOCs, nitrate, tritium, perchlorate, HE compounds, uranium isotopes, Title 22 metals, lithium, and fluoride) in the 2021 samples were either below reporting limits or within the range of background.

Because uranium and HMX were identified as COCs in subsurface soil at Building 845/Pit 9 Landfill, groundwater in this area is monitored for these constituents.

During 2021, HMX concentrations in groundwater samples remained below the 1 µg/L reporting limit. Historically, HMX has not been detected above its reporting limit since 1989, when the first monitor wells were installed in the area.

During 2021, total uranium activity concentrations in groundwater samples from all five wells sampled remained very low (<0.37 pCi/L), well below both the 20 pCi/L MCL cleanup standard for total uranium and background levels. The $^{235}U/^{238}U$ atom ratio, as determined by mass spectrometry, where quantifiable, indicated the presence of only natural uranium in the five wells sampled.

The results of the Pit 9 Landfill detection monitoring are discussed in Section 3.5.

Groundwater elevations and contaminant concentrations/activities for 2021 are shown on Figure 2.8-3.

2.8.4. Building 851 Firing Table

The Building 851 Firing Table has been used since 1962 to conduct explosives experiments. Some of the experiments conducted prior to 2008 contained depleted uranium. A map depicting the locations of the firing table and monitor wells is presented on Figure 2.8-4.

2.8.4.1. Building 851 Groundwater Monitoring

The sampling and analysis plan for groundwater and surface water monitoring for the full year is presented in Appendix C. This table also explains deviations from the sampling plan and indicates any additions made to the CMP.

During 2021, groundwater monitoring was conducted in accordance with the CMP monitoring requirements for all six wells in this subarea.

2.8.4.2. Building 851 Contaminant Concentrations and Distribution

In the Building 851 Firing Table area, six monitor wells (W-851-05, -06, -07, and -08; and W-851-3207 and -3208) are screened in the Tmss HSU. Uranium is the primary and only COC detected in groundwater; there are no secondary COCs. Uranium is a groundwater COC, because historical mass spectrometric analysis previously confirmed the presence of some depleted uranium in groundwater samples.

Uranium activity concentrations in Tmss HSU groundwater in the Building 851 Firing Table area have always been well below the 20 pCi/L MCL cleanup standard and within the range of background. Although background uranium activity concentrations at Site 300 may vary based on groundwater age, major-ion chemistry, and aquifer lithology, single-digit uranium activity concentrations are clearly within the range of Site 300 background. However, groundwater continues to be monitored to detect any impacts from depleted uranium in surface and subsurface soil and rock.

Groundwater elevations and uranium activity concentrations for 2021 are shown on Figure 2.8-4.

General trends of primary COC activity concentrations in the Tmss HSU:

- The historical maximum uranium activity concentration is 7.9 pCi/L, detected in 2016 in well W-851-3207.
- Uranium activity concentrations have decreased over time, remaining relatively stable since 1998. The current 2021 maximum of 1.9 pCi/L in June, was detected in well W-851-3207, within a range of uranium activity concentrations observed in this well. The historical maximum in this well is 2.1 pCi/L, detected in 1993.

The aforementioned 2021 maximum total uranium activity concentration of 1.9 pCi/L in well W-851-3207 was associated with a $^{235}U/^{238}U$ atom ratio, as measured by mass spectrometry, indicative of a natural source of uranium, as has been the case historically. The other wells with a total uranium activity concentration above the laboratory reporting limit during the reporting period were W-851-08 (0.9 pCi/L, May), W-851-3208 (0.27 pCi/L, June), and W-851-07 (0.1 pCi/L, (May). While the uranium detections in wells W-851-08 and W-851-3208 were accompanied by $^{235}U/^{238}U$ atom ratios, indicating a natural source for the uranium, the detection in well W-851-07 accompanied by a $^{235}U/^{238}U$ atom ratio of 0.00696, indicated a very slight depleted uranium content.

Historically, the $^{235}U/^{238}U$ atom ratio in this well has indicated a natural source for the uranium. In 2020, the maximum total uranium activity concentration detected in the Building 851 area was 3.0 pCi/L (June) in well W-851-3207; this is similar to the maxima detected in this area in the same well in May of the previous two years (3.6 pCi/L, 2019, and 3.9 pCi/L, 2018). The historical maximum uranium activity concentration in Tmss HSU groundwater is 7.9 pCi/L, detected in well W-851-3207 in October 2016. The $^{235}U/^{238}U$ atom ratio for this 2020 sample and historically from this well, as measured by mass spectrometry, indicates a natural source of uranium.

The inability to quantify $^{235}U/^{238}U$ atom ratios for some groundwater samples from the Building 851 area arises regularly, because of low ^{235}U concentrations that are often below mass spectrometry reporting limits. In this report, these $^{235}U/^{238}U$ atom ratios are quantified as "<" values due to the "<" value in the numerator. For strict correctness, these ratios should be reported as non-quantifiable (NQ) as shown on Figure 2.8-4. DOE/LLNL will correct the reporting of these $^{235}U/^{238}U$ atom ratios in the near future. Overall, uranium activity concentrations in groundwater during the reporting period are similar to previous years and remain well below the 20 pCi/L MCL cleanup standard.

In May and December of 2021 (as well as in June and November 2020, October 2018, and November 2019), discretionary groundwater samples were collected from the six monitor wells in the study area (except for well W-851-3208, which was inaccessible for the November 2019 event) and analyzed for VOCs, nitrate, perchlorate, metals, and HE compounds. No VOCs were detected in excess of the 0.5 µg/L individual compound reporting limit in any 2018, 2019, 2020, or 2021 samples. During 2021, except for an October 1.1 mg/L detection of nitrate in well W-851-08, nitrate and perchlorate were not detected in any sample in excess of their reporting limits of 1 mg/L and 4 µg/L, respectively. Of the metals, only barium was detected slightly in excess of its laboratory reporting limit (well W-851-08, May and October), well within natural background ranges. HE compounds were not detected in any samples from the six sampled wells in excess of individual compound reporting limits. These analytical results for 2018, 2019, 2020, and 2021, indicate no impact to groundwater from any of these constituents.

3. Detection Monitoring, Inspection, and Maintenance Program for the Pit 1, 2, 3, 4, 5, 6, 7, 8, and 9 Landfills and Inspection and Maintenance Program for the Drainage Diversion System and Building 850 CAMU

The Detection Monitoring Program is designed to detect any future releases of contaminants from the Pits 1, 2, 3, 4, 5, 6, 7, 8, and 9 Landfills. This section presents the results of groundwater detection monitoring of these landfills, and any landfill inspections or maintenance conducted during the reporting period.

3.1. Pit 1 Landfill

From 1961 to 1988, the Pit 1 Landfill received debris from the firing tables in the East Firing Area. In 1989, the Pit 1 Landfill was closed. Under RCRA, during 1991-1992, Pit 1 was covered with an engineered low permeability cap.

The current groundwater monitoring network at Pit 1 consists of 12 wells. These wells include eight detection monitor wells and four evaluation monitor wells. The detection monitor wells used to sample the groundwater in the vicinity of Pit 1 include: wells K1-01C and K1-07, located hydrologically upgradient from Pit 1; downgradient wells K1-02B, K1-04, K1-05, and W-PIT1-2326; and cross-gradient wells K1-08 and K1-09. The primary purpose of the detection monitor wells is to detect any new releases of COCs to groundwater. The evaluation monitor wells are all downgradient of the Pit 1 detection wells and include K1-06, W-PIT1-2620, W-PIT1-2209, and W-865-2005. These evaluation monitor wells were added to the Pit 1 monitoring and reporting requirements to track existing plumes of perchlorate and tritium from upgradient sources. LLNL collects and analyzes one sample quarterly from each evaluation monitor well.

Sampling and Analysis Plan Modifications

During the second semester of 2021, samples for 16 analyses were not collected from two wells due to insufficient water and issues with sampling equipment.

Detection and Evaluation Monitoring Results

Monitoring data indicate that there were no new releases of contaminants from Pit 1 during 2021. Constituent concentrations and activity concentrations generally remained stable between 2020 and 2021. Depth to groundwater beneath Pit 1 was an average of about 120 ft bgs during 2021.

During the second semester of 2021, ten of the 12 Pit 1 groundwater monitoring network wells were sampled for metals and the other detection monitoring constituents. Monitor wells K1-06 and K1-07 were not sampled due to the reasons specified above.

Metals

Nine Pit 1 groundwater monitoring network wells contained arsenic concentrations above the Title 22 (California) drinking water MCL of 0.010 mg/L. Wells K1-08 and K1-09 exhibited the maximum arsenic concentration of 0.016 mg/L (February and January, respectively). Arsenic concentrations in Pit 1 groundwater monitoring network wells have remained stable for the past five years, with concentrations ranging from 0.002 to 0.017 mg/L. These arsenic concentrations are typical of groundwater in other parts of Site 300 and appear to represent background conditions.

Nine Pit 1 groundwater monitoring network wells contained barium in excess of the reporting limit of 0.025 mg/L, but all concentrations were below the state MCL of 1 mg/L. Barium concentrations in the Pit 1 groundwater monitor wells remained stable between 2020 and 2021.

During 2021, beryllium was not detected in any Pit 1 well in excess of the 0.0005 mg/L reporting limit, as was the case for 2020. The state MCL for beryllium is 0.004 mg/L.

During 2021 cadmium was not detected in any Pit 1 well in excess of the reporting limit or 0.005 mg/L state MCL, as was the case for 2020.

During 2021, cobalt, copper, lead, and nickel were not detected in any of the Pit 1 wells in excess of their individual reporting limits of 0.025, 0.01, 0.002, and 0.005 mg/L, respectively; this was also the case in 2020.

During 2021, manganese was detected above the reporting limit of 0.03 mg/L in upgradient well K1-07 at a concentration of 0.15 mg/L. This concentration is within historical ranges.

During 2021, mercury was detected above the reporting limit of 0.0002 mg/L in downgradient well K1-05 at a concentration of 0.00021 mg/L. This concentration is within historical ranges.

During 2021, selenium was detected in five Pit 1 wells in excess of the 0.002 mg/L reporting limit, but below the state MCL of 0.05 mg/L. Selenium concentrations in the Pit 1 groundwater monitoring network remained stable between 2020 and 2021.

During 2021, zinc was detected in seven of the Pit 1 detection monitoring network wells in excess of the 0.02 mg/L reporting limit with a maximum of 0.026 (August) in well W-PIT1-2326. Zinc was detected in four wells in 2020 (K7-01, K1-05, K1-01C, and K1-02B), with a maximum of 0.034 mg/L in well K1-01C.

During 2021, vanadium was detected in excess of the 0.025 mg/L reporting limit in nine wells in the Pit 1 groundwater monitoring network. The maximum vanadium concentration was detected in well K1-01C (0.073 mg/L, December). Vanadium concentrations in the Pit 1 groundwater monitoring network remained stable between 2020 and 2021. There is no federal or state MCL for vanadium.

Nitrate and Perchlorate

During 2021, W-PIT1-2209, located downgradient of Pit 1, contained nitrate concentrations above the 45 mg/L MCL cleanup standard (68 mg/L, October), a minor increase from the 2020 maximum of 64 mg/L in W-PIT1-2620. In 2020, two wells, W-PIT1-2620 and W-PIT1-2209, contained nitrate concentrations exceeding the 45 mg/L MCL cleanup standard (64 mg/L and 48 mg/L, respectively). Well W-PIT1-2620 was not sampled for nitrate in 2021 due to inoperable sampling equipment.

During 2021, perchlorate was not detected at a concentration above the 6 µg/L MCL cleanup standard in any Pit 1 monitor wells. In 2020, one well, W-PIT1-2620, contained perchlorate at a concentration above the 6 µg/L MCL cleanup standard (7.2 µg/L). W-PIT1-2620 exhibited a perchlorate concentration of 5.9 µg/L (November) in 2021.

For the past five years, nitrate and perchlorate concentrations in the Pit 1 area have generally been temporally and spatially stable.

Tritium

Tritium activity concentrations have remained stable for the past five years and are well below the 20,000 pCi/L MCL cleanup standard. The maximum 2021 tritium activity concentration at Pit 1 was 2,420 pCi/L (August) at downgradient well K1-02B. This is a minor decrease from the 2020 maximum

tritium activity concentration, which was 2,690 pCi/L from the same well. Tritium observed in groundwater samples from the Pit 1 area in excess of background is related to upgradient sources in the Building 850 portion of OU 5.

Uranium

Total uranium activity concentrations at Pit 1 have remained stable for the past five years and are well below the 20 pCi/L MCL. The 2021 maximum total uranium activity concentration at Pit 1 was 5.7 pCi/L (November) at well W-PIT1-2620, a minor increase from the 2020 maximum total uranium activity concentration of 5.5 pCi/L in the same well. Previous studies indicate that the uranium $^{235}U/^{238}U$ atom ratios observed in the Pit 1 monitor wells are natural and within the range of background (Chan, 2020).

Other Constituents

During 2021, HMX, RDX, radium-226, thorium-228, and thorium-232 were not detected in groundwater in any of the Pit 1 monitoring network wells in excess of individual reporting limits.

Landfill Inspection Results

The Pit 1 Landfill cap annual engineering inspection was performed on March 29, 2021. Inspection results are summarized in the Pit 1 Cap Annual Engineering Inspection Report (Abri Environmental Engineering, 2021a). The report states that the cap on Pit 1 was in good condition, the vegetation cover was thick and covered the cap, there was no visible erosion, the drainage system was in good condition and appeared to be functioning as intended, and the groundwater monitoring system was in good condition.

The routine LLNL inspection of the Pit 1 Landfill cap was performed on April 7, 2021. Results from the inspection indicate that the landfill cap was in good overall condition.

Annual Subsidence Monitoring Results

Annual subsidence monitoring was conducted during the second semester of 2021. No evidence of subsidence was detected

Maintenance

Maintenance was performed on the Pit 1 cap on October 7, 2021. Maintenance included removing vegetative debris and sediment from the drainage ditch and the dissipator, removing weeds from drainage ditch joints, resealing all drainage ditch points, and filling animal burrows.

3.2. Pit 2 Landfill

The Pit 2 Landfill was used from 1956 to 1960 to dispose of firing table debris from Buildings 801 and 802. Groundwater data indicate that a past discharge of potable water to support a red-legged frog habitat located upgradient of the landfill may have leached depleted uranium from the buried waste. The frogs were relocated, and the water discharge was discontinued, thus removing the leaching mechanism. No COCs were identified in surface or subsurface soil at the Pit 2 Landfill. No risk to human or ecological receptors has been identified at the Pit 2 Landfill.

Sampling and Analysis Plan Modifications

Detection monitoring of wells located downgradient of the Pit 2 Landfill is conducted annually for VOCs, nitrate, tritium, perchlorate, HE compounds, uranium isotopes, Title 22 metals, lithium, and fluoride. The detection monitor wells include W-PIT2-1934, W-PIT2-1935, K2-01C, and NC2-08.

The sampling and analysis plan for the Pit 2 Landfill groundwater detection monitoring program is presented in Appendix C.

During 2021, two requested analyses from one Pit 2 monitor well were not performed due to insufficient water.

Contaminant Detection Monitoring Results

A map showing monitor wells and the Pit 2 Landfill is presented on Figure 2.5-1. Depth to groundwater within the $Tnbs_1/Tnbs_0$ HSU beneath the landfill currently ranges from 45 ft to over 70 ft.

Tritium

The 2021 maximum tritium activity concentration within the $Tnbs_1/Tnbs_0$ HSU in the area immediately south of the Pit 2 Landfill was 2,000 pCi/L in a May groundwater sample collected from detection monitor well K2-01C; this is a slight decrease from the 2020 maximum of 2,180 pCi/L in the same well. The historic maximum tritium activity concentration of 49,100 pCi/L was detected in groundwater samples collected from detection monitor well K2-01C in 1986. Overall, tritium activity concentrations in the Pit 2 Landfill detection monitor wells are stable to declining over the last few years.

Uranium

The 2021 maximum uranium activity concentration in the Pit 2 area was 5.7 pCi/L (November) in detection monitor well W-PIT2-2620; this is below the 20 pCi/L MCL cleanup standard and within the range of natural background (Ferry et al., 1999). Uranium activity concentrations in the Pit 2 area continue to decrease from the 27.4 pCi/L maximum measured in a 1994 groundwater sample collected from well K2-01C. As stated above, prior to 2005, to maintain a wetland habitat for red-legged frogs (a federally listed endangered species), potable water was discharged within the drainage channel that extends south and along the northern and eastern margin of the Pit 2 Landfill. While this discharge occurred, increased uranium activity concentrations and declining $^{235}U/^{238}U$ atom ratios were observed in Pit 2 area wells. The $^{235}U/^{238}U$ atom ratios in groundwater from wells K2-01C, W-PIT2-1934, and W-PIT2-1935 indicated the presence of depleted uranium. Release of depleted uranium from Pit 2 appears to have occurred, as a result of this discharge. This discharge was discontinued in 2005 and since then, total uranium activities in groundwater collected from the Pit 2 detection monitor wells have decreased and $^{235}U/^{238}U$ atom ratios continue an increasing trend toward a natural $^{235}U/^{238}U$ atom ratio (approximately 0.0072).

During 2021, $^{235}U/^{238}U$ atom ratios in groundwater collected from wells NC2-08, W-PIT2-1935, K2-01C and W-PIT2-1934 (0.00712, 0.00717, 0.00717 and 0.00667 (May), respectively) indicated the minor presence of depleted uranium, with similar ratios to those observed in 2020.

Nitrate and Perchlorate

During 2021, perchlorate was detected in two Pit 2 detection monitor wells, K2-01C and W-PIT2-1935, at 4.6 µg/L (May) and 2.5 µg/L (November), respectively. During 2021, nitrate

concentrations exceeded the 45 mg/L MCL cleanup standard in one well, W-PIT2-1934 (49 mg/L, May).

Concentrations of the other detection monitoring constituents (VOCs, HE compounds, metals, lithium, and fluoride) in samples collected during 2021 were either below reporting limits or within the range of background (Ferry et al., 1999). There was no evidence of new contaminant releases from the Pit 2 Landfill indicated by the 2021 groundwater detection monitoring data.

Landfill Inspection Results

The Pit 2 Landfill cover was inspected on January 25, April 7, July 13, and October 13, 2021. No maintenance issues were identified.

Annual Subsidence Monitoring Results

Annual subsidence monitoring was conducted during the second semester of 2021. No evidence of subsidence was detected

Maintenance

No maintenance was needed at Pit 2 during 2021.

3.3. Pit 6 Landfill

The Pit 6 Landfill was used from 1964 to 1973 to bury waste in nine unlined debris trenches and animal pits, including shop and laboratory equipment, and biomedical waste. The Pit 6 Landfill was capped and closed in 1997 to prevent further leaching of contaminants that likely resulted from percolation of rainwater through the buried waste. Detection monitoring of the Pit 6 Landfill is conducted to identify any future releases to groundwater in accordance with the requirements of the Pit 6 Post-Closure Plan (Campbell and Taffet, 2007).

Sampling and Analysis Plan Modifications

Detection monitoring of wells located downgradient of the Pit 6 Landfill (EP6-06, EP6-08, EP6-09, K6-01S, K6-19, and K6-36) is conducted semi-annually for VOCs and tritium, and annually for aromatic VOCs (benzene, toluene, ethylbenzene, and xylenes), beryllium, mercury, total uranium, gross alpha/beta radioactivity, perchlorate, and nitrate. When detection monitor well K6-01S is dry, deeper well K6-01 serves as an alternate detection monitor well and is sampled for the same constituents. Well K6-01S had available groundwater for sampling during the reporting period, so well K6-01 was not needed as an alternate detection monitor well.

Since 2009, and until 2017, well EP6-08 was continuously dry. Well K6-36 has typically been dry since 2006. In 2013, wells EP6-07 (near well EP6-08) and K6-35 (near well K6-36) were designated as detection monitor wells and have since been sampled for the same constituents as the wells they replaced. Since 2017, and again this reporting period, well EP6-08 was sampled for post-closure constituents. Well K6-36 yielded groundwater and was successfully sampled for the detection monitoring constituents in January 2020 but was dry and not sampled in July 2020 and remained dry throughout the remainder of 2021.

The sampling and analysis plan for the Pit 6 Landfill groundwater detection monitoring program is presented in Appendix C.

During the second semester of 2021, groundwater monitoring was conducted in accordance with CMP requirements.

Contaminant Detection Monitoring Results

A map showing the locations of monitor wells at the Pit 6 Landfill is presented on Figure 2.3-1. The groundwater elevation contour map for the Qt-$Tnbs_1$ HSU is presented on Figure 2.3-2. The distribution of TVOCs and tritium in the Qt-$Tnbs_1$ HSU is presented on Figures 2.3-3 and 2.3-4, respectively. For 2021, groundwater analytical results are summarized in Attachment 1 and groundwater elevations measured during sampling are included in Appendix D. The 2021 groundwater detection monitoring data do not indicate evidence of a new contaminant release from Pit 6. The April, August, and October samples from well EP6-08 contained small concentrations of four VOCs, all below MCLs. At well EP6-09, TCE exceeded the MCL at 5.8 µg/L (February 2021) and concentrations declined to 4.4 µg/L (August 2021). These concentrations are likely a result of rising groundwater encountering residual VOCs in the vadose zone. During 2021, groundwater levels beneath the Pit 6 Landfill ranged from approximately 30 ft (in wells located within the Corral-Hollow-Carnegie Fault Zone) to 43 ft (in wells located north of the Corral-Hollow-Carnegie Fault Zone) below the buried waste.

Concentrations of COCs in samples collected during 2021 declined slightly from the previous year's data. In 2020, for the first time since 2006, well K6-36 yielded available groundwater and was sampled for the required detection monitoring constituents. Groundwater levels declined and well K6-36 could not be sampled, as scheduled, during the latter half of 2021. Sampling of well K6-35 was reinstated as an alternate detection monitor well. In 2021, well K6-01S also contained groundwater and was successfully sampled for the required detection monitoring constituents.

Tritium and VOCs were released to groundwater from the landfill prior to capping in 1998 and have been detected in samples from Pit 6 Landfill detection monitor wells. During 2021, tritium activity concentrations in all detection monitor wells were below reporting limits (100 pCi/L) and therefore, did not exceed statistical limits (SLs).

During January 2020, in well K6-36, 400 ±124 pCi/L of tritium was detected, the first time since 2006 that this well had available groundwater for sampling. This was the only sample from a Pit 6 detection monitor well that exceeded the 100 pCi/L reporting limit in 2021. An SL for tritium has not been established for well K6-36. This well has a historical tritium maximum of 2,150 pCi/L in 2000. Tritium activity concentrations at well K6-19 were below reporting limits (100 pCi/L) during 2021 (February and August) and 2020 (January and July). The SL for tritium in well K6-19 was revised from 100 pCi/L to 317 pCi/L, following a statistical analysis conducted in September 2013. Tritium activity concentrations in well K6-19 have declined since October 1999, when the historical maximum for Pit 6 monitor wells of 2,520 pCi/L was detected. Since then, tritium activity concentrations in this well have generally decreased to below the reporting limit and have always been well below the 20,000 pCi/L MCL cleanup standard (Campbell and Taffet, 2007; Blake et al., 2011). During 2021, tritium was detected at monitor well K6-22 (100 ±70.8 pCi/L, March 2021), at monitor well K6-24 (106 ±70.4 pCi/L, August 2021), and at monitor well K6-33 (114 ±69.0 pCi/L, March 2021; 137 ±73.9 pCi/L, August 2021). All other Pit 6 detection monitor wells were below the reporting limit of 100 pCi/L in 2021.

In 2017, after water was again present in EP6-08 for the first time in nine years, DOE/LLNL recommended that revised SLs be calculated after at least four quarters of recent baseline data for all detection monitoring constituents became available (Buscheck, et al. 2018). The sampling and analysis

frequency for this well was increased to quarterly, so that these data could be acquired for calculating SLs for this well. The analytical results for samples collected from well EP6-08 during 2021 are summarized below.

- Total uranium was detected at 8.5 pCi/L (April), 10.6 and 13.9 pCi/L (August routine and duplicate samples, respectively), and 12.4 and 10.7 pCi/L (October routine and duplicate samples, respectively). The 2021 results are comparable with the 2020 maximum of 10.1 pCi/L (November 2020). None of these activity concentrations exceeded the 20 pCi/L MCL. The historical maximum for total uranium is 23.92 pCi/L (January 2018) and the previous historical maximum was 9.65 pCi/L in 1997. A sample collected in April 2008 yielded a $^{235}U/^{238}U$ atom ratio that indicated the presence of only natural uranium. No other historical mass spectrometric atom ratio data are available for this well.
- Gross alpha radioactivity in EP6-08 was 6.01 ±2.29 pCi/L (April), 10.9 ±2.89 and 11.2 ±2.8 pCi/L (August routine and duplicate samples, respectively), and 20.5 ±4.81 pCi/L and 15.1 ±5.04 pCi/L (October routine and duplicate samples, respectively). The October routine and duplicate activity concentrations slightly exceeded the MCL cleanup standard of 15 pCi/L. The historical maximum for gross alpha radioactivity in well EP6-08 is 23.4 ±4.8 pCi/L in January 2018.
- Gross beta radioactivity in well EP6-08 was 8.7 ±1.9 pCi/L (April), 12.8 ±2.7 pCi/L and 14 ±2.7 pCi/L (August routine and duplicate samples, respectively), and 11.8 ±2.5 pCi/L and 12.8 ±2.6 pCi/L (October routine and duplicate samples, respectively). None of these nor any historical data exceeded the MCL cleanup standard of 50 pCi/L. The historical maximum for gross beta radioactivity in well EP6-08 is 27.3 ±4.4 pCi/L in 1996 and the second highest activity concentration is 18.9 ±4.1 pCi/L in 2006.
- TCE was also detected in well EP6-08 during the reporting period at 2.6 µg/L (April), 2.4 µg/L and 2.5 µg/L (August routine and duplicate samples, respectively), and 2.3 µg/L and 2.3 µg/L (October routine and duplicate samples, respectively). None of these detections exceeded the TCE MCL cleanup standard (5 µg/L). The TCE historical maximum for this well is 2.8 µg/L in 2019.
- During the reporting period, PCE was detected in well EP6-08 at 4.6 µg/L (April), 4.4 µg/L and 4.6 µg/L (August routine and duplicate samples, respectively), and 4.6 µg/L and 4.6 µg/L (October routine and duplicate samples, respectively). No detections in 2021 exceeded the MCL cleanup standard (5 µg/L). Results from 2021 show a slight concentration decline from the historical maximum (6.2 µg/L, January 2019) and the 2020 maximum (5.3 µg/L, November 2020). Groundwater samples collected since July 2017 have yielded the highest concentrations of PCE (2.8 µg/L to 6.2. µg/L) at well EP6-08. The previous maximum concentration was 1.7 µg/L in 2007.
- Well EP6-08 CFORM results during the reporting period of 0.85 µg/L (April), 0.78 µg/L and 0.85 µg/L (August routine and duplicate samples, respectively), and 1.4 µg/L and 1.4 µg/L (October routine and duplicate samples, respectively) were well below the MCL cleanup standard (80 µg/L).
- As stated above, tritium activity concentrations in two samples from well EP6-08 (August routine and duplicate samples) did not exceed reporting limits.

The uranium activity concentrations, gross alpha and beta radioactivities, and VOC concentrations detected at EP6-08 from 2017 to 2021 samples suggest mobilization of residual contamination in the vadose zone beneath Pit 6 adjacent to well EP6-08, as water levels rose approximately 8.5 ft from 2017 to 2020 as compared to the April 2008 sampling event. Water levels in this well are still over 42 ft below the bottom of the buried waste in the landfill and do not suggest a new release from the landfill.

A 2021 summary of COCs in other Pit 6 Landfill detection monitor wells is provided below.

Total uranium activity concentrations during 2021 in well K6-19 were 3.5 pCi/L (February), 4.7 pCi/L (April), 3.8 pCi/L (August), and 3.4 pCi/L (October), all of which are similar to 2020 results, indicating a continued decline from the 2018 maximum of 9.89 pCi/L (January). The historical maximum total uranium activity concentration in this well is 10.28 pCi/L in January 2017. The historical maximum detection corresponded with a 2.5 ft rise in water levels from October 2016 to January 2017. Historical $^{235}U/^{238}U$ atom ratios indicate the presence of only natural uranium, most recently in a sample collected in October 2018. The 2021 maximum total uranium activity of 4.75 pCi/L is well below the MCL cleanup standard of 20 pCi/L. Total uranium activities will continue to be closely monitored.

During the reporting period, gross alpha radioactivity did not exceed the MCL cleanup standard of 15 pCi/L or their respective SLs in any detection monitor wells, with the exception of well EP6-08 (20.5 ±4.8 pCi/L and 15.1±5.0 pCi/L in routine and duplicate samples respectively, October 2021). A gross alpha radioactivity SL has not been established for well EP6-08. The October detection of 20.5 ±4.81 pCi/L in well EP6-08 was the highest gross alpha radioactivity concentration in a Pit 6 detection monitor well during the reporting period. The historical maximum for gross alpha radioactivity at well EP6-08 is 35.2 pCi/L (May 1996). Minor detections of gross alpha radioactivity have occurred at well EP6-08 since water levels rose in 2017. Gross alpha activity concentrations show an overall decreasing trend since January 2018 (23.4 pCi/L). Well EP6-09 had exceedances of its SL of 4.9 pCi/L with 6.7 ±2.6 pCi/L (April 2021) and 7.9 ±2.9 pCi/L (October 2021). The 2021 gross alpha radioactivity results from well EP6-09 demonstrate a continued concentration decline from the historical maximum of 14.9 pCi/L (January 2019) following a rise in water levels in 2017.

During the reporting period, gross beta radioactivity did not exceed applicable SLs nor the MCL cleanup standard of 50 pCi/L in any Pit 6 Landfill detection monitor wells. The highest gross alpha radioactivity concentration in a Pit 6 detection monitor well during the reporting period was detected at well EP6-08 (12.8 ±2.7 pCi/L and 14 ±2.7 pCi/L in August 2021 routine and duplicate samples, respectively). The historical maximum gross beta radioactivity for this well is 27.3 pCi/L in 1996. The 2021 gross beta results from well EP6-08 indicate a continued decline in activity concentrations after activity concentrations increased in 2018 following a rise in water levels during 2017.

During 2021, VOCs were not detected in Pit 6 Landfill detection monitor wells above their SLs nor applicable MCL cleanup standards, except for a single detection of TCE exceeding the MCL cleanup standard at well EP6-09 (5.8 µg/L, February 2021). For all Pit 6 Landfill detection monitor wells, the highest concentrations of VOCs were TCE at 5.8 µg/L (well EP6-09, February 2021), PCE at 4.6 µg/L (well EP6-08, April, August, and October 2021), and *cis*-1,2-DCE at 2.2 µg/L (well K6-01S, August 2021), and chloroform at 1.4 µg/L (well EP6-08, October 2021). All other VOC concentrations were very low or below laboratory reporting limits. Further discussion of VOC concentrations at Pit 6 is presented in Section 0.

There was no evidence of new contaminant releases from the Pit 6 Landfill indicated by the 2021 groundwater detection monitoring data.

Landfill Inspection Results

LLNL inspected the Pit 6 Landfill on April 14, 2021. No maintenance issues were identified.

Abri Engineering conducted the Pit 6 Landfill Annual Engineering Inspection in April 2021 (Abri Environmental Engineering, 2021b). No maintenance issues were identified.

Annual Subsidence Monitoring Results

Annual subsidence monitoring was conducted by LLNL during the second semester of 2021. No evidence of subsidence was detected.

Maintenance

Maintenance was performed on the Pit 6 cap on October 7, 2021. Maintenance included removing vegetative debris from the drainage ditch and re-sealing drainage ditch joints.

3.4. Pit 8 Landfill

The Pit 8 Landfill received debris from the Building 801 Firing Table until 1974, when it was covered with about 2 ft of compacted soil.

Sampling and Analysis Plan Modifications

Detection monitoring of wells located downgradient of the Pit 8 Landfill (K8-02B, K8-04, K8-05, and W-PIT8-3203) is conducted annually for VOCs, nitrate, tritium, perchlorate, HE compounds, uranium isotopes, Title 22 metals, lithium, and fluoride. Data from monitor wells K8-01, W-PIT8-3202, W-PIT8-3201, and K8-03B, located upgradient of the Pit 8 Landfill and downgradient of the Building 801 area, are also used for comparative purposes.

The sampling and analysis plan for the Pit 8 Landfill groundwater detection monitoring program is presented in Appendix C.

Wells in this area are scheduled for sampling and analysis primarily during the second quarter of the calendar year. During the first semester of 2021, groundwater monitoring was conducted in accordance with the CMP monitoring requirements with the following exceptions: a total of 12 required analyses for three different wells were not performed for: well K8-02B due to a failed pump resulting in two missed analyses, well K8-03B with a missed nitrate analysis due to analytical laboratory equipment issues, and well K8-05, which was dry, resulting in nine analyses that could not be performed (this well has been dry since 1988). All second semester 2021 CMP monitoring requirements were met.

Contaminant Detection Monitoring Results

A map of the Building 801 Firing Table and Pit 8 Landfill area showing buildings, the former location of the Building 801 Firing Table, Pit 8, and monitor well locations is presented as Figure 2.8-1.

Historical and current data indicate that VOCs detected in groundwater in the Pit 8 Landfill area are the result of releases of VOCs from the former Building 801D dry well, which have migrated downgradient from Building 801 to beneath the landfill. During 2021, VOCs were detected in groundwater samples from wells in the vicinity of Pit 8. TCE was detected in wells K8-01, K8-02B, and K8-04; and 1,2-DCA was detected in wells K8-01 and K8-04. The 2021 maximum TVOC

concentration of 3.9 µg/L (comprised of 2.8 µg/L of TCE and 1.1 µg/L of 1,2-DCA) was detected in the May duplicate sample from well K8-01, located upgradient of Pit 8 and downgradient of Building 801. The routine sample yielded a TVOC concentration of 3.5 µg/L (2.3 µg/L TCE and 1.2 µg/L 1,2-DCA). These data are similar to historical results.

The historical maximum VOC concentration is 10 µg/L, which was detected four times in samples from well K8-01 between 1988 and 1990 (the most recent collected on February 9, 1990, was comprised of 6 µg/L of TCE and 4 µg/L 1,2-DCA). As in the past, the presence of VOCs in Pit 8 Landfill area wells appears to be a continuation of the VOC plume originating at the Building 801 dry well and is not indicative of a release from the Pit 8 Landfill.

As was the case in 2020 and 2019, groundwater nitrate concentrations in wells K8-01, K8-04, and W-PIT8-3203 exceeded the 45 mg/L MCL cleanup standard during 2021; the maximum 2021 nitrate concentration was 73 mg/L in the May routine sample collected from downgradient detection monitor well K8-04. The duplicate sample yielded 71 mg/L. Well K8-04 also yielded the 2019 maximum nitrate concentration of 71 mg/L.

During the reporting period, other wells exceeding the nitrate MCL of 45 mg/L included well W-PIT8-3203 at 59 mg/L (December) and a duplicate sample from well K8-01 at 47 mg/L (May); the routine sample yielded 44 mg/L. In 2020, the maximum nitrate concentration was 71 mg/L in well K8-04, which also yielded the historical maximum Pit 8 Landfill area nitrate concentration of 80 mg/L in 2015. Overall, area nitrate concentrations are similar to historical results and are not indicative of a new release from Pit 8.

During 2021, wells K8-01 and K8-02B yielded the only detectable tritium activity concentrations in groundwater. Well K8-01 had May detections of 183 ±81.8 pCi/L in a routine sample and 136 ±76.6 pCi/L in a duplicate sample, and December detections of 165 ±79.2 pCi/L in a duplicate sample and 139 ±75.2 pCi/L in a routine sample. Well K8-02B had a December detection of 149 ±41.0 pCi/L in a duplicate sample with no detection exceeding the 100 pCi/L laboratory reporting limit in the paired routine sample, as well as samples collected in May and September. All other wells did not exceed the laboratory reporting limit of 100 pCi/L. The 2020 maximum tritium activity concentration detected in groundwater collected from wells in the Pit 8 Landfill area was 191 ±97.1 pCi/L from well K8-01; the duplicate sample yielded 125 ±41.0 pCi/L. These recent tritium activity concentrations above the reporting limit at well K8-01, which is upgradient of the Pit 8 Landfill, appear to represent the leading edge of the tritium plume that originates at the Building 850 Firing Table.

During 2021, the laboratory reporting limit for perchlorate was changed from 4 µg/L (the typical reporting limit historically and through the first semester of 2021) to 2 µg/L (during the second semester of 2021). During the reporting period, perchlorate was detected in three Building 801/Pit 8 Landfill area wells including:

- Well K8-04 at 7.1 µg/L (exceeding the 6 µg/L MCL cleanup standard for the first time in any Pit 8 detection monitor well) and 4 µg/L in routine and duplicate samples, respectively, in December, and at 4 µg/L and less than the 4 µg/L laboratory reporting limit in duplicate and routine samples in May;
- Well W-PIT8-3203 at 3 µg/L in December and less than the laboratory reporting limit of 4 µg/L in May; and

- Well K8-01 at 2.6 µg/L and 2 µg/L in routine and duplicate samples in December, and less than the laboratory reporting limit of 4 µg/L in May.

Perchlorate was not detected above the typical reporting limit of 4 µg/L (first semester) or 2 µg/L (second semester) in any other wells. During 2020, perchlorate was detected in only one Building 801/Pit 8 Landfill area well, K8-01, at 2.3 µg/L. During 2019, perchlorate was not detected above its reporting limit in any area wells. The aforementioned 7.1 µg/L perchlorate concentration detected in well K8-04 represents the maximum historical perchlorate concentration and was the first time perchlorate was detected above the 6 µg/L MCL cleanup standard for any Pit 8 detection monitor well. Perchlorate concentrations will be closely monitored to identify future trends. The historical distribution of these very low concentrations of perchlorate suggest a past minor release at the former firing table or landfill.

During 2021, well W-PIT8-3203 was the only area well to yield total uranium activity concentrations exceeding the 20 pCi/L MCL cleanup standard at 24 pCi/L in May. Over the previous two years, well W-PIT8-3203 has also been the only area well to exceed the 20 pCi/L MCL cleanup standard at 25 pCi/L (2020) and 23 pCi/L (2019). Total uranium activity concentrations in well W-PIT8-3203 have decreased since the maximum total uranium activity concentration was detected in the area in 2017 (31 pCi/L). The $^{235}U/^{238}U$ atom ratio (0.0073) for the May sample from well W-PIT8-3203 indicated a natural uranium provenance and was consistent with the atom ratio observed in 2017. This was the case for all wells in this area during the reporting period.

During 2021, arsenic concentrations slightly exceeded the MCL cleanup standard of 0.01 mg/L in all five wells sampled in May: W-PIT8-3203 at 0.078 mg/L, K8-04 at 0.027 mg/L, K8-02B at 0.022 mg/L, W-PIT8-3202 at 0.019 mg/L, and W-PIT8-3201 at 0.015 mg/L. During 2020, arsenic concentrations exceeded the MCL cleanup standard of 0.01 mg/L in three wells, W-PIT8-3203 at 0.056 mg/L, K8-04 at 0.023 mg/L, and W-PIT8-3202 at 0.018 mg/L. Since the wells were installed in 2016, groundwater arsenic concentrations have ranged between 0.041 mg/L and 0.078 mg/L in well W-PIT8-3203, and 0.016 mg/L and 0.2 mg/L in well W-PIT8-3202. In well K8-04, from 1989 through 2021, arsenic concentrations have ranged between 0.017 mg/L and 0.030 mg/L, and in well K8-02B ranged between <0.005 mg/L and 0.028 mg/L. Wells W-PIT8-3203, K8-04, and K8-02B (historically), are located along the downgradient edge of Pit 8, while W-PIT8-3202 is located approximately 450 ft northwest and approximately cross-gradient of Pit 8. The reason for these arsenic concentrations slightly in excess of the MCL cleanup standard is unknown, but they are likely natural in origin. Background arsenic concentrations at Site 300 range from 0.002 mg/L to 0.22 mg/L (Ferry et al., 1999). Thus, the arsenic concentrations observed in the Pit 8 wells during 2021 are within the range of background. Arsenic concentrations will be closely monitored during future sampling events.

During 2020, the concentration of nickel in a December groundwater sample from well K8-02B was 0.27 mg/L, exceeding the California state MCL cleanup standard of 0.1 mg/L for nickel; there is no federal MCL cleanup standard for nickel. During 2021, nickel concentrations decreased to 0.032 mg/L, which is below the state MCL. The previous historical maximum nickel detections in this well were 0.02 mg/L (2004), 0.01 mg/L (2005), 0.005 mg/L (2007, 2008, and 2010), and 0.008 mg/L (2009 and 2011); all other historical results for this well have not exceeded the laboratory reporting limit, which ranged from 0.02 mg/L to 0.005 mg/L. Well K8-02B is located approximately 100 ft east

and prior to 2021, generally downgradient, historically, of Pit 8. The reason for the recent nickel concentration increase observed in 2020 at well K8-02B is unknown. Future nickel concentrations in this well will be closely monitored. Nickel concentrations in other Building 801/Pit 8 Landfill area wells did not exceed the laboratory reporting limit during 2021 and have never exceeded the California state MCL cleanup standard of 0.1 mg/L, historically.

Concentrations of other metals (as well as other detection monitoring constituents, including HE compounds, lithium, and fluoride) in samples collected during 2021 from wells upgradient, cross-gradient, and downgradient of the Pit 8 Landfill were either below their cleanup standards or reporting limits, or within the range of background concentrations.

Of the constituents monitored during 2021 as part of the detection monitoring program in $Tnbs_1/Tnbs_0$ HSU groundwater from Pit 8 Landfill area wells, only 1,2-DCA, nitrate, naturally occurring uranium, and arsenic exceeded their federal MCL cleanup standards.

There was no evidence of a new contaminant release from the Pit 8 Landfill indicated by the 2021 groundwater detection monitoring data.

Landfill Inspection Results

During 2021, the Pit 8 Landfill was inspected on January 25, April 7, July 12, and October 13, 2021. No maintenance issues were identified.

Annual Subsidence Monitoring Results

Annual subsidence monitoring was conducted by LLNL during the second semester of 2021. No evidence of subsidence was detected.

Maintenance

No maintenance was necessary at Pit 8 during 2021.

3.5. Pit 9 Landfill

Debris generated at the Building 845 Firing Table was buried in the Pit 9 Landfill from 1958 until 1963. There has been no evidence of contaminant releases from the Pit 9 Landfill.

Sampling and Analysis Plan Modifications

Detection monitoring is conducted in wells located downgradient of the Pit 9 Landfill annually for VOCs, nitrate, tritium, perchlorate, HE compounds, uranium isotopes, metals, lithium, and fluoride. Detection monitor wells for the Pit 9 Landfill include K9-01, K9-02, K9-03, K9-04, W-PIT9-3204, W-PIT9-3205, and W-PIT9-3206.

The sampling and analysis plan for the Pit 9 Landfill groundwater detection monitoring program is presented in Appendix C.

During the first semester of 2021, two of the seven wells, W-PIT9-3205 and W-PIT9-3206, were inaccessible and not sampled, resulting in 16 missed CMP-required analyses. The remaining five wells, K9-01, K9-02, K9-03, K9-04, and W-PIT9-3204 were successfully sampled in accordance with all CMP monitoring requirements. There are no second semester requirements.

Contaminant Detection Monitoring Results

A Building 845 Firing Table and Pit 9 Landfill site map showing building, landfill, and monitor well locations is presented as Figure 2.8-3.

During 2021, arsenic concentrations slightly exceeded the MCL cleanup standard of 0.01 mg/L in one well, K9-02, at 0.018 mg/L (May). The same well yielded an arsenic concentration of 0.056 mg/L in 2020. Since this well was installed in 1989, groundwater arsenic concentrations have ranged between 0.0032 mg/L and 0.056 mg/L. Since 2013, concentrations have shown a slight increasing trend from 0.01 mg/L to 0.03 mg/L in 2019 to 0.056 mg/L in 2020. Well K9-02 is located approximately 25 ft south, and generally cross-gradient of Pit 9. The reason for these arsenic concentrations slightly in excess of the MCL cleanup standard is unknown, but they are likely natural in origin. The observed arsenic concentrations are within background ranges tabulated in the Site-Wide Feasibility Study (Ferry et al., 1999). Future arsenic concentrations will be closely monitored. Arsenic did not exceed the MCL cleanup standard of 0.01 mg/L in the other four wells that were sampled.

Concentrations of other metals, as well as other detection monitoring constituents, including VOCs, nitrate, tritium, perchlorate, HE compounds, uranium isotopes, lithium, and fluoride concentrations/activities in samples collected during 2021 were either below reporting limits or within the range of background concentrations. There was no evidence of a new release from the Pit 9 Landfill during 2021.

Landfill Inspection Results

During 2021, the Pit 9 Landfill was inspected on January 25, April 7, July 12, and October 13, 2021. No maintenance issues were identified.

Annual Subsidence Monitoring Results

Annual subsidence monitoring was conducted by LLNL during the second semester of 2021. No evidence of subsidence was detected.

Maintenance

No maintenance was necessary at Pit 9 during the second semester of 2021.

3.6. Pit 7 Complex Landfills

The Pits 3, 4, 5, and 7 Landfills comprise the Pit 7 Complex. Firing table debris containing tritium, depleted uranium, and metals was placed in the pits in the 1950s through 1989. The Pits 4 and 7 Landfills, and about 30% of Pit 3, were capped in 1991-1992. During years of above-average rainfall (e.g., the 1997-1998 El Niño), groundwater rose into the bottom of the landfills and the underlying contaminated bedrock resulting in the release of tritium, uranium, VOCs, perchlorate, and nitrate to groundwater. In addition to these COCs, groundwater samples from Pit 7 Complex detection monitor wells are also analyzed for metals, HE compounds, and PCBs, as these constituents may exist in the firing table gravels placed in the landfills.

Sampling and Analysis Plan Modifications

Detection monitoring is conducted annually in wells located downgradient of the Pit 7 Landfill Complex for VOCs, nitrate, tritium, perchlorate, HE compounds, uranium isotopes, Title 22 metals, lithium, fluoride, and PCBs.

The sampling and analysis plan for the Pit 7 Complex Landfill groundwater detection monitoring program is presented in Appendix C.

During 2021, one sample for a single requested analyses was not collected at the Pit 7 Complex landfills from monitor well NC7-26 due to wildlife-related access restrictions.

Contaminant Detection Monitoring Results

A map showing the locations of detection monitor wells and the Pit 7 Complex is presented on Figure 2.5-1. Wells K7-01, K7-03, K7-06, K7-09, K7-10, NC7-26, NC7-47, and NC7-48 comprise the current detection monitor well network for the Pit 7 Complex; wells K7-01, K7-03 and NC7-26 are located downgradient of Pit 5 and Pit 7; well K7-06 is upgradient of Pit 7; wells K7-09 and K7-10 are cross-gradient of Pits 3, 5 and 7; well NC7-48 is immediately downgradient of Pit 7; and well NC7-47 is far downgradient of Pits 3 and 7.

The detection monitor wells are screened in the following HSUs:

- NC7-48: Qal/WBR HSU;
- K7-01 and K7-06: Qal/WBR and $Tnbs_1/Tnbs_0$ HSUs;
- K7-03, K7-10, NC7-26 and NC7-47: $Tnbs_1/Tnbs_0$ HSU; and
- K7-09: $Tnsc_0$ HSU.

The 2021 data do not indicate a release of any of the detection monitoring constituents from any of the landfills or underlying vadose zone during the reporting period.

Tritium

The Pits 3 and 5 Landfills have been identified as the sources of previous releases of tritium to groundwater. The Pit 7 Landfill is not an apparent source of tritium in groundwater, as most of the tritium-bearing experiments conducted at Site 300 occurred prior to its opening in 1979 (Taffet et al., 2008).

During 2021, tritium activity concentrations in routine and duplicate groundwater samples collected from Pit 7 Complex detection monitor well K7-03 exceeded the 20,000 pCi/L MCL cleanup standard, with a maximum activity concentration of 36,600 pCi/L (April). Overall, tritium activity concentrations in the Pit 7 Complex detection monitor wells have remained stable between 2020 and 2021.

Uranium

Depleted uranium was previously released to groundwater from Pits 3, 5 and 7 (Taffet et al., 2008). During 2021 none of the Pit 7 detection monitor wells exhibited uranium activity concentrations exceeding the 20 pCi/L MCL cleanup standard. The extent of uranium in Qal/WBR and $Tnbs_1/Tnbs_0$ HSU groundwater is similar to recent years.

Nitrate

Groundwater samples collected during 2021 from Pit 7 Complex detection monitor wells K7-01 and NC7-47 exceeded the 45 mg/L MCL cleanup standard at concentrations of 55 mg/L (May) and 63 mg/L (June), respectively. Groundwater samples from well NC7-47 have never contained any other COCs in excess of background concentrations. Overall, nitrate concentrations in the detection monitor wells have remained stable since 2017.

Perchlorate

Wells K7-01 (screened in both the Qal/WBR and $Tnbs_1/Tnbs_0$ HSUs) and K7-03 (screened in the $Tnbs_1/Tnbs_0$ HSU) are the only detection monitor wells from which groundwater samples have historically yielded perchlorate at concentrations in excess of the 4 µg/L reporting limit. During 2021, only K7-01 contained perchlorate above the reporting limit with 8.1 µg/L (May). Overall, perchlorate concentrations in the detection monitor wells have remained stable or have declined since 2017.

Volatile Organic Compounds

During 2021, TCE was the only VOC detected in the Pit 7 Complex detection monitor well, K7-03 (1.1 µg/L, April). The historical maximum TVOC concentration in samples from monitor well K7-03 was 15.2 µg/L (1985) (composed of 8.7 µg/L of TCE; 0.8 µg/L of PCE; 1.2 µg/L of 1,1,1-TCA; and 4.5 µg/L of 1,2-DCE). VOC concentrations have generally declined in these wells since the 1985 maxima.

Title 22 Metals and Lithium

During 2021, antimony, arsenic, barium, beryllium, cadmium, chromium, cobalt, copper, lead, mercury, molybdenum, nickel, selenium, silver, thallium, vanadium, zinc, and lithium, were not detected in groundwater samples from the Pit 7 Complex detection monitor wells at concentrations in excess of background.

High Explosives Compounds

During 2021, HE compounds were not detected in groundwater samples from the Pit 7 Complex detection monitor wells at concentrations in excess of individual compound detection limits of 1 to 2.5 µg/L.

Polychlorinated Biphenyls

During 2021, PCB compounds were not detected in groundwater samples from the Pit 7 Complex area detection monitor wells at concentrations in excess of the individual compound detection limits of approximately 0.5 µg/L.

Landfill Inspection Results

The Pit 7 Landfill cap annual engineering inspection was performed on March 29, 2021. Inspection results are summarized in the *Pit 7 Cap Annual Engineering Inspection report* (Abri Environmental Engineering, 2021c). The inspection indicated that the cap was in good condition, the vegetation cover was thick and covered the cap, there was no visible erosion, the drainage system was in good condition and appeared to be functioning as intended, and the groundwater monitoring system appeared to be in good condition. LLNL inspections of the Pits 3 and Pit 5 Landfill covers were performed on January 25 and April 7. Results of the inspections indicated that the landfill covers were in good condition.

Annual Subsidence Monitoring Results

Annual subsidence monitoring was conducted during the second semester of 2021. No evidence of subsidence was detected.

Maintenance

Maintenance was performed on the Pit 7 Landfill cap on October 7, 2021, to remove vegetative debris and sediment from the drainage ditch and the dissipator, seal all drainage ditch joints, and fill animal burrows. Maintenance was not required on the Pit 3 or Pit 5 Landfill covers in 2021.

4. Risk and Hazard Management Program

The goal of the Site 300 risk and hazard management program is to protect human health and the environment by controlling exposure to contaminants during remediation. Risk and hazard management is conducted in areas of Site 300 where the exposure point risk exceeded 1×10^{-6} or the hazard index exceeded 1 in the baseline risk assessment. Land use controls have been implemented to manage risks. The CMP/CP requires that the institutional controls in place at Site 300 be evaluated annually (Appendix E).

4.1. Human Health Risk and Hazard Management

The CMP/CP requires that the risk and hazard associated with volatile contaminants in the subsurface that could migrate upward into indoor or outdoor ambient air and be inhaled by workers, where the risk exceeds 1×10^{-6} and hazard index exceeds 1, be reevaluated annually using current data.

The on-site worker inhalation risk associated with VI from the subsurface into indoor and outdoor air is discussed in Section **Error! Reference source not found.**. The on-site worker inhalation risk associated with springs is discussed in Section **Error! Reference source not found.**.

4.1.1. Annual Inhalation Risk Evaluation

Inhalation risk reevaluation for VOCs potentially migrating from the subsurface into indoor air was initiated in 2017 following issuance of revised EPA guidance and ensuing RPM discussions during regulatory review of five-year review documents for Site 300. In 2018 and 2019, DOE/LLNL conducted indoor air sampling within 21 on-site buildings identified as having the highest potential for VOC VI. More than 170 air samples were collected from indoor air, outdoor ambient air, crawl spaces, confined spaces, and areas of preferential pathways. The results of the sampling campaign demonstrated that there is currently no short-term risk to occupants of Site 300 buildings due to VI from subsurface to indoor air, with the exception of Building 833. In 2019, DOE/LLNL deployed an SSDS as part of a mitigative action at Building 833; the SSDS remains operational. Building 833 has not been occupied since 2018 and remained unoccupied in 2021. These results and resultant recommendations were documented in the Addenda to the Five-Year Reviews for all OUs (Demir et. al., 2021a, 2021b, 2021c, 2021d, 2021e, 2021f).

In 2021, DOE/LLNL completed the first year of a new long-term indoor air sampling program in response to these recommendations. The indoor air sampling building prioritization list is included in Appendix F-1. The status of the long-term indoor air sampling program is included in Appendix F-2, Table 1.

DOE/LLNL collected indoor air samples at Site 300 from 11 buildings in 2021. Two sampling events were completed in each building, one during the winter months and one during the summer months, to evaluate the impact of the different weather conditions. A total of 86 air samples were collected from indoor air, crawl spaces, confined spaces, and areas of preferential pathways. Twenty-five outdoor ambient air samples were also collected as part of program. TCE or PCE was detected in 4 of the 11 buildings, however, there were no indoor air screening levels exceedances for PCE or TCE. Sampling event information is summarized in Appendix F-2, Table 1.

The target indoor air concentration screening levels are presented in Appendix F-3, Table 1. The indoor air sampling results for 2021 are included in Attachment 1, Table 3, and are presented in units of ppm_v, as reported by the analytical laboratories, and in units of $\mu g/m^3$, per regulatory request.

Per the Five-Year Review Addenda recommendations, DOE/LLNL developed a contingency plan for additional indoor air sampling in the event that a soil vapor extraction system or VI mitigation system is off-line for more than 30 days. The contingency plan is included in Appendix F-4.

During 2021, all Site 300 soil vapor extraction systems, except 830-SRC and 832-SRC, remained operational and were never off-line for more than 30 days. The 830-SRC SVE system was off-line for more than 30 days during the winter months to protect the facility from freeze damage. Nearby Building 830 was not sampled because the structure is unoccupied and scheduled for demolition. The

832-SRC SVE system was also off-line for more than 30 days. Nearby buildings were not sampled because the initial VI evaluation was completed when the SVE system was off-line. Therefore, additional contingency sampling was not conducted.

DOE/LLNL will continue to implement the long-term sampling program in 2022 and continue to evaluate the potential risk of VI from residual subsurface contamination to indoor air.

4.1.2. Spring Ambient Air Inhalation Risk Evaluation

4.1.2.1. VOC-Contaminated Springs

The CMP requires annual sampling of outdoor air above VOC-contaminated surface water, when present, to determine VOC concentrations.

An unacceptable risk or hazard was identified during the baseline risk assessment (Webster- Scholten, 1994) for the inhalation of VOCs at four locations:

1. Spring 3 (Building 832 Canyon OU) - Cumulative risk of 7×10^{-5}, hazard index of 2.3 due to TCE and PCE;
2. Spring 5 (HEPA OU) - Cumulative risk of 1×10^{-5} due to 1,1-DCE and TCE;
3. Spring 7 (Pit 6 Landfill OU) - Cumulative risk of 4×10^{-5}, hazard index of 1.5 due to TCE, PCE, 1,2-DCA, and CFORM; and
4. The Carnegie SVRA pond (off-site, east of the Pit 6 Landfill) - Cumulative risk 3×10^{-6} (hypothetical) due to TCE.

Spring 3 was sampled on March 9, and August 31, 2021; water samples contained 7.6 µg/L and 1.8 µg/L of TCE, respectively. Spring 5 was visited on March 17 and September 21, 2021; the location was dry during these visits. Spring 7 (BC6-13) was visited on March 3, April 26, August 16, and October 4, 2021; the location was dry during all four visits. Site 300 remains a restricted access, experimental test site. Workers do not work in the vicinity of Spring 3, Spring 5, or Spring 7, except to collect water samples, and spring water is not used for drinking water at the site.

Water-supply well CARNRW2 is used to fill the Carnegie SVRA pond for dust and fire suppression. The baseline risk assessment (Webster- Scholten, 1994) conservatively estimated that if the VOC source in the Pit 6 Landfill was not controlled, contaminated groundwater could migrate to well CARNRW2 and result in an unacceptable risk from inhaling VOC vapors volatilizing from the pond. However, an engineered cap was placed over the Pit 6 Landfill preventing infiltration of precipitation and further releases of contaminants from the landfill. The VOC plume originating from the Pit 6 Landfill continues to not impact CARNRW2 or any groundwater beyond the Site 300 boundary. In 2021, water-supply well CARNRW2 was sampled for VOCs on a monthly basis and VOCs were not detected in excess of reporting limits in any of the samples. Thus, no unacceptable risk or hazard currently exists.

4.1.2.2. Tritium-Contaminated Springs

An unacceptable cumulative risk of 1×10^{-3} was identified in the baseline risk assessment for the inhalation of tritium at the Well 8 Spring in the Building 850 area. This risk was based on the maximum historical tritium activity concentration (770,000 pCi/L, 1972) observed in the spring. Tritium activity concentrations in Well 8 Spring have steadily declined over the decades. The 2009 CMP/CP indicated that the inhalation risk associated with tritium in surface water volatilizing to outdoor ambient air

would be reevaluated annually when surface water is present. Thus, when present, surface water at the Well 8 Spring is sampled and analyzed for tritium annually.

Surface water was last observed at the Well 8 Spring in 2017. The 2017 tritium activity concentration of 6,230 pCi/L in Well 8 Spring was compared to the current preliminary remediation goal (PRG) for tap water obtained using the PRG calculator, as outlined in regulatory guidance (US EPA, 1991). There is no current tritium vapor screening level PRG defined by the EPA for tap water for an outdoor worker. However, the PRG calculator was used to determine a screening level for the inhalation pathway of tritium in tap water using the residential scenario and making site-specific modifications to the exposure parameters in the calculator to determine a PRG for tritium in an on-site spring. This exposure scenario is for an on-site worker who collects a quarterly sample of water at the spring, as this sampler would spend the maximum time at the spring of any individual. The exposure parameters were modified as follows:

1. Remove any child exposure scenarios by using a value of zero for child exposure duration, frequency, and time.
2. Set the exposure parameters for an adult to a duration of 25 years, a frequency of four days a year, and an exposure time of one hour per day.
3. Define an inhalation rate for an adult of 60 cubic meters per hour.
4. Define zero for the number of water intake and bathing events.
5. Define zero for ingestion of produce grown in the vicinity of the spring.

The 2017 activity concentration of tritium in the Well 8 Spring is below the site-specific PRG calculator-derived activity of 9,440 pCi/L for the inhalation pathway of tritium in tap water and well below the MCL drinking water standard of 20,000 pCi/L. From 2018 to 2021, the Well 8 Spring was dry, and no water samples could be collected. The Well 8 Spring was visited on June 9, and October 26, 2021; the location was dry during both visits. Workers will not occupy the site in the near future, site use restrictions will be maintained, and the annual sampling will continue when water is available until the tritium activity concentration remains below acceptable levels for at least two years.

4.2. Ecological Risk and Hazard Management

4.2.1. Ecological Risk and Hazard Management Measures and Contingency Plan Actions Required by the 2009 Compliance Monitoring Report/Contingency Plan

The ecological risk and hazard management measures described in the 2009 CMP/CP (Dibley et al., 2009a) were developed to meet the remedial action objectives for environmental protection. These objectives are designed to:

1. Ensure ecological receptors important at the individual level of ecological organization (special-status species [i.e., State of California or federally-listed threatened or endangered species, or State of California species of special concern]) do not reside in areas where relevant hazard indices exceed 1.
2. Ensure any changes in contaminant conditions do not threaten wildlife populations and vegetation communities.

The ecological risk and hazard management measures required by the 2009 CMP/CP include:

- Periodically evaluate available biological survey data from the Building 801 area, Building 851 area, and the HEPA to determine potential population-level impacts to

ground squirrel and deer exposed to cadmium in surface soil in these areas, as well as reevaluating the ecological hazard associated with cadmium in surface soil in these areas. Subsequent evaluations reported in the 2011 and 2012 Annual CMRs showed the presence of cadmium to no longer be a potential ecological hazard to the deer and ground squirrel populations, or to burrowing or ground-dwelling special-status species. Therefore, cadmium is no longer considered an ecological contaminant of concern in these areas and has been dropped from further consideration.

- Ensure the integrity of the Pit 7 Complex landfill caps to prevent exposure to burrowing animals from uranium.
- Evaluate changes in existing contaminant and ecological conditions in OUs 1 through 8 every five years, which includes reevaluating VOCs in burrow air in the event that groundwater VOC concentrations increase to levels that previously posed a risk to burrowing animals.

This report, and subsequent CMRs prepared during the reporting periods in which the 2009 CMP/CP is active, will continue to provide updates on ecological risk and hazard management measures, and ecological contingency plan actions required by the 2009 CMP/CP.

As part of the contingency plan presented in the 2009 CMP/CP, periodic review of available biological survey data (e.g., biological data collected when surveying ground-disturbing programmatic activities, biological monitoring data, surveys conducted for environmental impact statement [EIS] or environmental impact report [EIR] preparation, etc.) for the presence of new special-status species is required. Any new special-status species identified is to be evaluated for potential impact from the presence of contamination, using the process described in the 2009 CMP/CP. The results of periodic reviews are reported on in the annual CMRs.

As described above, the 2009 CMP/CP requires an evaluation of changes in contaminant and ecological conditions in OUs 1 through 8 every five years. Five-year ecological reviews were conducted in 2008 (reported in Dibley et al., 2009b; referred to as the 2008 Five-Year Ecological Review); 2013 (reported in Dibley et al., 2014; referred to as the 2013 Five-Year Ecological Review); and 2018 (reported in Buscheck et al., 2019; referred to as the 2018 Five-Year Ecological Review). The 2008 Five-Year Ecological Review evaluated chemical data collected from January 1, 1999, through December 31, 2007, and ecological data collected from January 1, 1999, through December 31, 2008. The 2013 Five-Year Ecological Review evaluated chemical data collected from January 1, 2008, through December 31, 2012, and biological data collected between January 1, 2009, and December 31, 2012 (four years of biological data). The 2018 Five-Year Ecological Review evaluated chemical and biological data collected between January 1, 2013, and December 31, 2017.

The 2008 Five-Year Ecological Review identified several new constituents in surface water for which ecological hazard could not be adequately evaluated due to either a limited data set or the lack of background data. Most of these constituents have been addressed and reported in CMRs subsequent to the 2008 Five-Year Ecological Review. The remaining constituents were also noted in the 2013 and 2018 Five-Year Ecological Reviews and are further discussed below.

4.2.2. Uranium in Subsurface Soil within the Pit 7 Complex Landfills

The 2009 CMP/CP requires that the Pit 7 Complex landfills be inspected. Any burrows or holes in the cover must be filled to prevent unacceptable exposure of animals to uranium in the pit waste. This

is done as part of the inspection and maintenance program for the Pit 7 Complex. Section 3.4 describes the landfill annual engineering inspection results, the annual subsidence monitoring results, and any maintenance that was performed. The annual engineering inspection of the Pit 7 cap conducted by Abri Environmental Engineering in June 2020 (Abri Environmental Engineering, Inc., 2021c) found the cap to be in good condition and the vegetation cover to be thick and covering the cap with no visible erosion. Some recent animal burrows were observed. Inspections of the Pits 3 and 5 covers were conducted by LLNL on January 25 and April 7, 2021. Results from the inspections indicated that the landfill covers are in good condition.

4.2.3. Identification and Evaluation of New Special-Status Species

Contingency actions described in the 2009 CMP/CP include periodically evaluating available biological survey data (e.g., from pre-construction surveys, biological monitoring, and surveys conducted for EIR/EIS preparation) for the presence of new special-status species and reporting the results of the evaluation in the annual CMRs. The results of biological surveys and any changes in the regulatory status of species occurring at Site 300 in 2021, as determined by DOE/LLNL wildlife biologists, are discussed below.

In 2021, routine monitoring surveys were conducted at Site 300 for California red-legged frogs, California tiger salamanders, western burrowing owls, nesting raptors, tricolored blackbirds, and rare plants. These species continue to occur in areas and habitat, as described in the 2018 Five-Year Ecological Review (Buscheck et al., 2019). Pools M1a and M1b continue to be the most successful, consistent California red-legged frog breeding habitat at Site 300. However, extreme drought conditions during the 2020-2021 winter impacted the breeding success of California red-legged frogs at Site 300. No evidence of California red-legged frog reproduction was observed at Site 300 in 2021.

Although year-to-year variations in the suitability of Site 300 seasonal pools for California tiger salamander and California red-legged frog breeding is normal, Site 300 amphibians are particularly vulnerable to changes in rainfall patterns because they rely on seasonal pools that are only expected to fill with water during years of average or greater rainfall. Several seasonal pools that provide breeding habitat for the California tiger salamander and California red-legged frog at Site 300 did not fill in 2021. California tiger salamander eggs were observed in 2021 in Pool OS and a concrete v-ditch that is part of the Pit 7 Landfill cap drainage system. The remaining Site 300 seasonal pools (Pools A, H, M2, HC1, S, M3, and Lower and Upper D) did not fill in 2021 due to drought conditions. Therefore, California tiger salamanders were not able to reproduce in these locations. None of the pools, including Pool OS, remained inundated long enough for California tiger salamander metamorphosis.

Surveys to determine the location and success of nesting pairs of western burrowing owls were conducted throughout Site 300 in the spring and summer of 2021. Seven pairs of nesting burrowing owls were observed throughout areas at Site 300 previously used by this species.

Surveys for nesting raptors other than western burrowing owls were conducted at Site 300 and within the Corral Hollow Creek riparian corridor in the spring and summer of 2021. Although no Swainson's hawks were observed nesting during these surveys, wildlife biologists observed Swainson's hawks foraging over the northern half of Site 300 during the summer of 2021. Common raptor species, including red-tailed hawks, were observed nesting at Site 300 in 2021.

LLNL biologists annually track a nesting tricolored blackbird colony at Site 300. Tricolored blackbirds *(Agelaius tricolor)* are listed as threatened under the California Endangered Species Act

and as protected by the federal Migratory Bird Treaty Act. This species occurs in colonies that travel seasonally between nesting and foraging habitat. Tricolored blackbirds are known to nest within wetland habitat in Elk Ravine both upstream and downstream of Building 812 and occasionally in a small, isolated wetland north of Elk Ravine. The tricolored blackbird colony was observed at Site 300 in 2021 arriving in mid-March and remaining onsite until mid-May. The colony continued to be very small with less than 500 tricolored blackbirds observed within Elk Ravine in 2021.

Routine biological surveys conducted in 2021 included pre-activity surveys conducted prior to fire trail grading. Approximately 85 miles of dirt fire trails are graded annually at Site 300. Fire trail surveys are conducted each spring in preparation for annual fire trail grading. During fire trail surveys, LLNL wildlife biologists traverse all Site 300 fire trails in a 6-wheeled off-road vehicle or a 4-wheel drive truck. Stops are made at vantage points or sensitive habitat features and surveys are performed with binoculars or on foot. Biologists typically search for burrows that can provide habitat for protected species (California red-legged frogs, California tiger salamanders, badger, and burrowing owls) and nesting birds. Other special status species are noted when observed. Observations of Blainsville's horned lizards and American badger during fire trail surveys show that these two California Special Status Species occurred in several areas throughout Site 300 in 2021.

4.2.4. Constituents Identified in Five-Year Ecological Reviews Requiring Additional Monitoring

The 2018 Five-Year Ecological Review identified several constituents in surface soil and subsurface soil for which data were not sufficient to determine potential ecological hazard. Ecological Screening Levels were exceeded for several metals and radionuclides present in surface and subsurface soil samples collected in the northeast corner of Site 300 and the Building 851 area. Sampling was conducted in the northeast corner of Site 300 as part of the project to determine background concentrations of metals and radionuclides in soil. Sampling was conducted in the Building 851 area as part of an investigation of constituents in local soil. Both efforts are ongoing. Ecological hazards from metals and radionuclides in the Building 851 soil will be determined when updated background concentrations for metals and radionuclides are established.

With the exception of perchlorate in the Well 8 Spring, no significant changes in COC concentrations were identified in the 2018 Five-Year Ecological Review in the Site 300 springs located in the OUs covered by the 2009 CMP/CP. However, several constituents identified in the 2013 Five-Year Ecological Review for which data were not sufficient to determine potential ecological hazard were also noted as such in the 2018 Five-Year Ecological Review.

Perchlorate in the Well 8 Spring (Building 850 portion of OU 5, Figure 2.5-1) was found to pose a risk to the aquatic life stage of amphibian species in the *Building 850 Focused RI/FS for Perchlorate* (Verce et al., 2019). While the spring does not currently support breeding habitat for amphibians, it is located in an area used by special-status amphibian species (California tiger salamander and California red-legged frog). To support the evaluation of potential risk from perchlorate in the Well 8 Spring, monitoring of the spring for the presence of amphibian breeding habitat and special-status amphibians was added to the ecological risk and hazard management program in 2021, in time for the 2023 Five-Year Ecological Review.

Uranium in Springs 10 and 11 (Building 854 OU, Figure 2.6-1) was identified in the 2013 Five-Year Ecological Review as a constituent for which data were not sufficient to determine potential

ecological hazard. While uranium activity concentrations in Spring 11 were not more than 50% greater than those detected in review periods previous to 2013, they were greater than the Site 300 background level, and uranium concentrations (as mg/L) were greater than the ecological screening level established for the Building 812 ecological risk assessment (Carlsen et al., 2012). The maximum total uranium concentration in Spring 10 and Spring 11 exceeded the Site 300 background concentration in the June 2002 (Spring 11) and the June 2003 (Spring 10) samples. Both samples were analyzed for uranium isotopes using mass spectrometry, and results from both springs showed a natural $^{235}U/^{238}U$ atom ratio of 0.0072. Spring 11 was sampled in August 2012 and contained a high concentration of uranium (0.074 mg/L). The $^{235}U/^{238}U$ atom ratio of 0.0072 indicated natural uranium. Spring 10 was dry at this time and remained dry through the 2019 review period. Due to limitations on personnel during the COVID-19 pandemic shelter-in-place, Springs 10 and 11 were only accessed once in 2020 (December) and were both again dry. The original location of Spring 11 was buried by a mudslide a few years ago. The new location is south of the original location where there is, at best, only damp soil observed when accessed. The Site 300 previous maximum background concentration was 0.028 mg/L, detected in Spring 16. The natural $^{235}U/^{238}U$ atom ratios in samples collected from the Springs 10 and 11 indicate that these uranium concentrations, though elevated, likely represent background conditions. Uranium concentrations will be periodically monitored in these springs when and if water is present to sample.

Chloride in Spring 14 (HEPA OU, Figure 2.4-1) was identified in the 2013 Five-Year Ecological Review as a constituent for which data were not sufficient to determine potential ecological hazard. The historical chloride concentrations detected in Spring 14 in samples collected through May 2001 (ranging from 160 mg/L to 420 mg/L) periodically exceeded the maximum concentration observed in Site 300 background springs (210 mg/L). However, the chloride concentrations in the two most recent samples (collected in December 2003 and March 2013) contained chloride concentrations at or below this background level (170 mg/L and 210 mg/L, respectively). While it appears that chloride in Spring 14 is not of ecological concern, chloride concentrations in this spring will be periodically monitored when water is available to ensure concentrations remain within background levels. This spring was inaccessible in 2017 and 2019 due to overgrown vegetation conditions and has otherwise been dry since 2015. DOE/LLNL will attempt to sample the spring in 2021.

The 2013 Five-Year Ecological Review also identified total phosphorus (as P) and ammonia nitrogen in Spring 4 (Building 832 Canyon OU, Figure 2.7-1) as constituents for which data were not sufficient to determine potential ecological hazard. The single sample from Spring 4 analyzed for total phosphorus (4 mg/L, June 2000) exceeded the maximum concentration of total phosphorus observed in the Site 300 background springs (0.3 mg/L). The maximum concentration of ammonia nitrogen (8.7 mg/L) in Spring 4 was also detected in the June 2000 sample, which is the most recent sample available that was analyzed for this constituent. Spring 17, a Site 300 background spring, was sampled for ammonia nitrogen during the review period for the 2013 Five-Year Ecological Review (August 2012). Ammonia nitrogen was detected in Spring 17 in 2012 (during that review period) at a concentration of 0.52 mg/L. Spring 4 has been dry since 2007 (and was again dry in 2019 and 2020 when accessed). Spring 4 will be periodically sampled for ammonia nitrogen and total phosphorus when water is available to provide additional data on these constituents.

5. Data Management Program

The management of data collected during the second semester of 2021 was subject to internal data management process and standard operating procedures (SOPs) (Goodrich and Lorega, 2016). This data management process uses a relational database to track sample and analytical information from an initial sampling plan through data storage and reporting. Per the SOPs for data quality, this process includes sample planning, chain of custody tracking, sample collection history, electronic and hard copy analytical results receipt, strict data validation and verification, data quality control procedures, and data retrieval and presentation. Data management and data retrieval is facilitated by a web-based system known as The Environmental Information Management System (TEIMS). The use of this system promotes and provides a consistent data set of known quality. Quality assurance and quality control are performed regularly on all data.

5.1. Modifications to Existing Procedures

The relational database used to maintain the data for the CMR is Oracle. During the second semester of 2021 it was upgraded from version 12.1.0.2 to version 19.11.2.0.0. Simultaneously with the Oracle upgrade, the Linux systems and software applications were updated to consistently use Oracle Instant Client as the Oracle connection library. The operating system is Linux RHEL 7.9. General maintenance and refinements continued in both the database and the web application programming. Improvements and additions to the data management process are continuously implemented in an ongoing effort to automate and upgrade the applications. The following improvements and rearchitected web tools were released during the reporting period:

- Entry of well screen material and well screen type was modified. Valid values lists were created, and foreign keys were applied to ensure consistency.
- The Air Quality Management report was improved in several ways. The calculation for "Operational Days Since Previous Sample" was improved to display the number of operational days since the last actual reading and to include any new operational time. All treatment facilities with air permits are now included regardless of status.
- Treatment Facility (TF) Reference Tool data was extended to identify additional staff positions as well as backup staff, and the online help was improved to define the different "active" values.
- The requirements for the Oracle password used to connect to the database were updated to be consistent with the institutional password requirements.
- The Field Location Tool received several enhancements to the user interface that facilitate faster data entry for new locations, including improved display of fields for data entry.

5.2. New Procedures

The process of rearchitecting existing computer programs that generate data-driven web pages continues, with the dual goals of improving maintainability and user efficiency. Foundational infrastructure code is being updated from the programming language Perl to Python, and the user interface and webpage capabilities are being improved.

Many software development processes and procedures have been implemented as part of the rearchitecture effort:

- Underlying software architecture upgrades are more service-oriented. Common functionalities have been encapsulated into independent services to increase code reusability and maintainability, allowing individual services to be changed/upgraded with minimal disruption to the rest of the system.
- Static analysis is being included for early identification of syntax and other errors. This improvement is incorporated into integrated developer environments (IDE) and is also performed automatically as a prerequisite to any code being checked into production-bound code repositories.
- Software development standards have been developed to promote consistency among all components to reduce the overall system maintenance burden.
- There is now an enforced requirement to develop software-based tests to accomplish unit, functional, integration, and regression testing. Test coverage metrics are tracked per component, per application, and for the overall system with a coverage target of above 80%.
- All software code undergoes peer review prior to being incorporated into production bound code repositories.
- All applications undergo multiple reviews by users and customers prior to production release, and web tools are beta-tested prior to formal release.

New web tools were released. These tools include:

- A new borehole logging tool that allows users to input lithology depth intervals was released. Helpful features of the tool include automatically placing the cursor in the field to enter the depth, real time validation, and once submitted, a confirmation email is sent.
- The Total Uranium tool was released with the ability to look up isotopic or total uranium groundwater sample data and find the calculated total uranium and individual isotope activity concentration data for each sample.
- An Advanced Search feature was added allowing users to add search criteria, indicating how many records will be returned by the search, and allowing user to see results in advance so they can add more filters for greater specificity, if desired.
- The Account Request tool was released replacing an older version, allowing users to submit requests for new user accounts, track tasks associated with setting up a new account, and giving requesters the ability to select what type of account the new user should have.

6. References

Abri Environmental Engineering, Inc. (2021a), *LLNL Site 300 Pit 1 Cap Annual Engineering Inspection Plan,* Lawrence Livermore National Laboratory Site 300, Abri Environmental Engineering, Inc, Livermore CA, July 2020.

Abri Environmental Engineering, Inc. (2021b), *LLNL Site 300 Pit 6 Cap Annual Engineering Inspection Plan,* Lawrence Livermore National Laboratory Site 300, Abri Environmental Engineering, Inc, Livermore CA, April 2021.

Abri Environmental Engineering, Inc. (2021c), *LLNL Site 300 Pit 7 Cap Annual Engineering Inspection Plan*, Lawrence Livermore National Laboratory Site 300, Abri Environmental Engineering, Inc, Livermore CA, July 2020.

Blake, M., and J. Valett (2011), *Compliance Monitoring Program for the CERCLA–Closed Pit 6 Landfill, Fourth Quarter/Annual Report for 2011*, Lawrence Livermore National Laboratory, Livermore, CA (LLNL–AR–132057–11–4).

Buscheck, M., D. Loll (2017a), *2016 Annual Compliance Monitoring Report Lawrence Livermore National Laboratory Site 300*, Lawrence Livermore National Laboratory, CA (UCRL-AR-206319-16).

Buscheck, M., A. Verce, L. Ferry, V. Madrid, T. Carlsen, and R. Villarreal. (2017b), *Fourth Five–Year Review Report for the Building 834 Operable Unit at Lawrence Livermore National Laboratory Site 300*, Lawrence Livermore National Laboratory, Livermore, CA (UCRL–AR–702942).

Buscheck, M., T. Carlsen, S. Chamberlain, Z. Demir, S. Gregory, E, Edwards, S. Harris, J. McKaskey, L. Peterson, J. Radyk, M. Taffet, and A. Verce (2018), *2018 Annual Compliance Monitoring Report Lawrence Livermore National Laboratory Site 300*, Lawrence Livermore National Laboratory, Livermore, CA (LLNL-AR-206319-18).

Buscheck, M., L. Forest, and M. Taffet (2018), *First Semester 2018 Compliance Monitoring Report, Lawrence Livermore National Laboratory Site 300*, Lawrence Livermore National Laboratory, Livermore, CA (UCRL–AR–206769–18).

Buscheck, M., T. Carlsen, S. Chamberlain, Z. Demir, S. Gregory, E. Edwards, S. Harris, J. McKaskey, L. Paterson, J. Radyk, M. Taffet, A. Verce (2019), *2018 Annual Compliance Monitoring Report, Lawrence Livermore National Laboratory Site 300*, Lawrence Livermore National Laboratory, Livermore, CA (UCRL–AR–206319–18).

Buscheck, M., S. Chamberlain, Z. Demir, E. Edwards, S. Harris, J. McKaskey, J. Radyk, M. Taffet, A. Verce (2020), *First Semester 2020 Compliance Monitoring Report, Lawrence Livermore National Laboratory Site 300*, Lawrence Livermore National Laboratory, Livermore, CA (UCRL–AR–206769-20).

Buscheck, M., S. Chamberlain, Z. Demir, E. Edwards, S. Harris, J. McKaskey, L. Paterson, J. Radyk, M. Taffet, and A. Verce (2021a) *Annual 2020 Compliance Monitoring Report, Lawrence Livermore National Laboratory Site 300*, Lawrence Livermore National Laboratory, Livermore, CA (UCRL-AR-206319-20)

Buscheck, M., S. Chamberlain, Z. Demir, S. Harris, J. McKaskey, M. Murphy, M. Taffet, and A. Verce (2021b), *First Semester 2021 Compliance Monitoring Report, Lawrence Livermore*

National Laboratory Site 300, Lawrence Livermore National Laboratory, Livermore, CA (UCRL-AR-206769-21)

California State Water Resources Control Board, (2020), https://www.waterboards.ca.gov/drinking_water/certlic/drinkingwater/documents/mclreview/mcls_dlrs_phgs.pdf

Campbell, C., and M. Taffet (2007), *Compliance Monitoring Program for the CERCLA–Closed Pit 6 Landfill, Annual Report 2007*, Lawrence Livermore National Laboratory, Livermore, CA (LLNL–AR–132057–07–4).

Carlsen, T., M. Taffet, V. Dibley and L. Ferry (2012), *Baseline Risk Assessment Work Plan for the Building 812 Operable Unit Lawrence Livermore National Laboratory Site 300*, Lawrence Livermore National Laboratory, Livermore, CA (LLNL-AR-489814).

Chan (2020), *Lawrence Livermore National Laboratory (LLNL) Experimental Test Site (Site 300) Compliance Monitoring Program for Closed Pit 1 Landfill, Fourth Quarter Report for 2019*, Lawrence Livermore National Laboratory, Livermore, CA (UCRL-AR-10191-19-4).

Demir, Z., P. McKereghan, and A. Porubcan (2021a), *Addendum to the Fourth Five-Year Review for the General Services Area Operable Unit at Lawrence Livermore National Laboratory Site 300*, Lawrence Livermore National Laboratory, Livermore, CA (LLNL-AR-809304).

Demir, Z., P. McKereghan, and A. Porubcan (2021b), *Addendum to the Fourth Five-Year Review for the Building 834 Operable Unit at Lawrence Livermore National Laboratory Site 300*, Lawrence Livermore National Laboratory, Livermore, CA (LLNL-AR-809305).

Demir, Z., P. McKereghan, and A. Porubcan (2021c), *Addendum to the Second Five-Year Review for Operable Units 3 and 8 at Lawrence Livermore National Laboratory Site 300*, Lawrence Livermore National Laboratory, Livermore, CA (LLNL-AR-809306).

Demir, Z., P. McKereghan, and A. Porubcan (2021d), *Addendum to the Third Five-Year Review for the High Explosives Process Area Operable Unit at Lawrence Livermore National Laboratory Site 300*, Lawrence Livermore National Laboratory, Livermore, CA (LLNL-AR-809307).

Demir, Z., P. McKereghan, and A. Porubcan (2021e), *Addendum to the Five-Year Review for East/West Firing Areas at Lawrence Livermore National Laboratory Site 300*, Lawrence Livermore National Laboratory, Livermore, CA (LLNL-AR-809338).

Demir, Z., P. McKereghan, and A. Porubcan (2021f), *Addendum to the Second Five-Year Review for the Building 832 Canyon Operable Unit at Lawrence Livermore National Laboratory Site 300*, Lawrence Livermore National Laboratory, Livermore, CA (LLNL-AR-809308).

Dibley, V., L. Ferry, M. Taffet (2008), *Action Memorandum for the Removal Action at the Building 850 Firing Table, Lawrence Livermore National Laboratory Site 300*, Lawrence Livermore National Laboratory, Livermore, CA (LLNL–AR–403206).

Dibley V., L. Ferry, S. Gregory, L. Hall, V. Madrid, L. Martello, E.N. Shiroma, M. Taffet, K.S. Wells (2009a), *Compliance Monitoring Plan/Contingency Plan for Environmental Restoration at Lawrence Livermore National Laboratory Site 300*, Lawrence Livermore National Laboratory, Livermore, CA (LLNL-AR-411239).

Dibley, V., L. Ferry, and M. Buscheck Ed. (2009b), *2008 Annual Compliance Monitoring Report, Lawrence Livermore National Laboratory Site 300*, Lawrence Livermore National Laboratory, Livermore, CA (UCRL-AR-206319-09).

Dibley, V., L. Ferry, and M. Buscheck Ed. (2014), *2013 Annual Compliance Monitoring Report, Lawrence Livermore National Laboratory Site 300*, Lawrence Livermore National Laboratory, Livermore, CA (UCRL-AR-206319-13).

Ferry L., R. Ferry, W. Isherwood, R. Woodward, T. Carlsen, Z. Demir, R. Qadir, M. Dresen (1999), *Site-Wide Feasibility Study for Lawrence Livermore National Laboratory*, Lawrence Livermore National Laboratory, Livermore, CA (UCRL-AR-132609).

Ferry L., M. Dresen, Z. Demir, V. Dibley, V. Madrid, M. Taffet, S. Gregory, J. Valett, and M. Denton (2006), *Site–Wide Remediation Evaluation Summary Report for Lawrence Livermore National Laboratory Site 300*, Lawrence Livermore National Laboratory, Livermore, CA (LLNL–AR–220391).

Ferry L., A. Anderson, J. Lorega, and M. Buscheck (2017), *Eastern General Services Area Subarea of Operable Unit 1 at Lawrence Livermore National Laboratory Site 300*, Lawrence Livermore National Laboratory, Livermore, CA (LLNL–AR–607015).

Goodrich, R., and G. Lorega (Eds.) (2016), *LLNL Livermore Site and Site 300 Environmental Restoration Project Standard Operating Procedures*, Lawrence Livermore National Laboratory Livermore, CA (UCRL–AM–109115 Rev. 15).

LLNL (2015), *Draft Phase 2 Pilot Study Work Plan for Enhanced In Situ Bioremediation at Building 834, Lawrence Livermore National Laboratory Site 300*, Lawrence Livermore National Laboratory, Livermore, CA (LLNL–AR–655958–DRAFT FINAL).

MacQueen, D., V. Dibley, L. Ferry (2013), *Addendum to the Compliance Monitoring Plan and Contingency Plan for Environmental Restoration at Lawrence Livermore National Laboratory Site 300*, Lawrence Livermore National Laboratory, Livermore, CA (LLNL–AR–411239–ADD).

SCS Engineers (2009), *Excavation and Remediation Plan (100% Submittal) Building 850 Soil Remediation*, Lawrence Livermore National Laboratory Site 300 LLNL Subcontract No. B575171, SCS Engineers, Pleasanton, CA

SCS Engineers (2010), *Inspection and Maintenance Plan, Building 850 Containment Embankment*, Lawrence Livermore National Laboratory Site 300 LLNL Subcontract No. B575171, SCS Engineers, Pleasanton, CA

Taffet, M. J., and A. L. Lamarre (1989), *Remedial Investigation of Landfill Pit 7 Lawrence Livermore National Laboratory Site 300*, Lawrence Livermore National Laboratory, Livermore, CA (UCID–21764).

Taffet, M., V. Dibley, L., Ferry, W. Daily, and Z. Demir, (2008), *Interim Remedial Design Document for the Pit 7 Complex at Lawrence Livermore National Laboratory Site 300*, Lawrence Livermore National Laboratory, Livermore, CA (UCRL–AR–234697).

Taffet, M., S. Harris, J. McKaskey, and K. Oldani (2019), *Five-Year Review for the Lawrence Livermore National Laboratory Site 300 East/West Firing Areas*, Livermore, CA (LLNL-AR-767677).

U.S. EPA (1991), *Risk Assessment Guidance for Superfund, Volume I: Human Health Evaluation Manual (Part B, Development of Risk–Based Preliminary Remediation Goals)*, Office of Emergency and Remedial Response. EPA/540/R–92/003, December 1991.

U.S. EPA (2015), *OSWER Technical Guide for Assessing and Mitigating the Vapor Intrusion Pathway from Subsurface Vapor Sources to Indoor Air, U.S. Environmental Protection Agency*, OSWER Publication 9200.2-154.

U.S. EPA (2016), Master Regional Screening Level Table, Washington, D.C., May 2016 (http://www.epa.gov/reg3hwmd/risk/human/rbconcentration_table/Generic_Tables/docs/master_sl_table_run_MAY2016.xls).

U.S. EPA (2017), Regional Screening Levels (RSLs) - Generic Tables (November 2017) https://www.epa.gov/risk/regional-screening-levels-rsls-generic-tables-november-2017.

Verce, A., T. Carlsen, Z. Demir, L. Ferry, D. Lescure, D. Loll, S. Harris, D. MacQueen, V. Madrid, J. McKaskey and M. Taffet (2019), *Focused Remedial Investigation/Feasibility Study for Perchlorate at the Building 850 Area Lawrence Livermore National Laboratory Site 300*, Lawrence Livermore National Laboratory, Livermore, CA (LLNL-AR-754559).

7. Acronyms and Abbreviations

1,1-DCA	1,1-Dichloroethane
1,2-DCA	1,2-Dichloroethane
1,1-DCE	1,1-Dichloroethene
1,2-DCE	1,2-Dichloroethene (total)
1,1,1-TCA	1,1,1-Trichloroethane
1,1,2-TCA	1,1,2-Trichloroethane
2-ADNT	2-Amino-4,6-dinitrotoluene
4-ADNT	4-Amino-2,6-dinitrotoluene
815	Building 815
817	Building 817
829	Building 829
830	Building 830
832	Building 832
834	Building 834
845	Building 845
850	Building 850
851	Building 851
854	Building 854
A	Annual
amsl	Above mean sea level
AS	Alpha spectrometry
As N	As nitrogen
As $CaCO_3$	As calcium carbonate
BA	Blanket agreement
BGS	Below ground surface
BTEX	Benzene, toluene, ethyl benzene, and xylene
°C	Degrees Celsius
C12-C24	Diesel range organic compounds in the 12 carbon to 24 carbon range
CAL	Contracted analytical laboratories
CAMU	Corrective Action Management Unit
CAP	Corrective and Preventative Action Program
CERCLA	Comprehensive Environmental Response, Compensation and Liability Act
cf	Cubic feet
cfm	Cubic feet per minute
CFORM	Chloroform
CGSA	Central General Services Area
CHC	Corral Hollow Creek
cis-1,2-DCE	*cis*-1,2-Dichloroethene
CMP/CP	Compliance Monitoring Plan/Contingency Plan
CMR	Compliance Monitoring Report
CO_2	Carbon dioxide

COC	Contaminant of Concern
CTA	Cleanup Time Analysis
CTET	Carbon tetrachloride
DDS	Drainage Diversion System
DIS	Discretionary sampling (not required by the CMP)
DISS	Distal south
DMW	Detection monitor well
DNAPL	Dense non-aqueous-phase liquid
DO	Dissolved oxygen
DOE	Department of Energy
DOECAP	Department of Energy Consolidated Audit Program
DSB	Distal Site Boundary
DTSC	Department of Toxic Substances Control
DUP	Duplicate or collocated QC sample
E	Effluent (acronym found in Treatment Facility Sampling Plan Tables)
E	Sample to be collected during even numbered years (i.e., 2016) (acronym found in Sampling Plan Tables)
EcoSSLs	Ecological Soil Screening Levels
EFA	Environmental Functional Area
EGSA	Eastern General Services Area
EIS/EIR	Environmental Impact Statement/Environmental Impact Report
EMS	Environmental Management System
EPA	Environmental Protection Agency
ES&H	Environmental Safety and Health
EV	Effluent vapor
EW	Extraction well
FEFLOW	Finite Element subsurface FLOW system
Freon 11	Trichlorofluoromethane
Freon 113	1,1,2-trichloro-1,2,2-trifluoroethane
ft	Feet
ft^3	Cubic feet
FY	Fiscal year
g	Gram(s)
GAC	Granular activated carbon
gal	Gallon(s)
GIS	Geographic Information Systems
gpd	Gallons per day
gpm	Gallons per minute
GSA	General Services Area
GTU	Groundwater Treatment Unit.
GW	Guard well
GWES	Groundwater extraction system

GWTS	Groundwater treatment system
GW-ADV	Groundwater to indoor air pathway, advanced version
HE	High Explosives
HEPA	High Explosives Process Area
HMX	High-Melting Explosive
HQ	Hazard quotient
HSU	Hydrostratigraphic unit
I	Influent
ICP-MS	Inductively Coupled Plasma - Mass Spectrometry
IDE	Integrated developer environments
inHg	Inches of mercury
ISMA	*In Situ* Microcosm Array
ISMS	Integrated Safety Management System
ISO	International Organization for Standardization
ITS	Issues Tracking System
IV	Influent vapor
IW	Injection well
IWS	Integrated Work Sheet
JEM	Johnson and Ettinger Model
K-40	Potassium-40
KB-1™	A consortium of dechlorinating bacteria that contain *Dehalococcoides ethenogenes*
kft^3	Thousands of cubic feet
kg	Kilograms
kgal	Thousands of gallons
KPA	Kinetic Phosphorescence Analysis
LAS	The Lidar Base Specification from the National Geospatial Program for file formats
LCS	Laboratory Control Sample
LHC	Light hydrocarbon
LLNL	Lawrence Livermore National Laboratory
LLNS	Lawrence Livermore National Security
LNAPL	Light non-aqueous-phase liquid
µg/L	Micrograms per liter
$\mu g/m^3$	Micrograms per meters cubed
µmhos/cm	Micro ohms per centimeter
µS	Microsiemens
M	Monthly
MCL	Maximum Contaminant Level
MeCL	Methylene chloride
Mgal	Millions of gallons
Mg/kg/d	Milligram per kilogram per day

mg/L	Milligrams per liter
MNA	Monitored natural attenuation
MS	Mass spectrometry
MSA	Mean Sea Level
mV	Millivolts
MWB	Monitor well used for background
N	No
NB	Nitrobenzene
N_2	Nitrogen gas
NO_3	Nitrate
NA	Not applicable
NT	Nitrotoluene
NTU	Nephelometric turbidity units
O	Sample to be collected during odd numbered years (i.e., 2015)
OR	Occurrence Report
ORP	Oxidation/reduction potential
OU	Operable unit
O&M	Operations and Maintenance
P/PO_4	Phosphorus/Phosphate ion
PBA	Programmatic Biological Assessment
PCBs	Polychlorinated biphenyls
PCE	Tetrachloroethene
pCi/L	PicoCuries per liter
pH	A measure of the acidity or alkalinity of an aqueous solution
ppb_v	Parts per billion by volume
$ppm_{v/v}$	Parts per million on a volume-to-volume basis
PPCP	Pharmaceutical and Personal Care Product analytes
PRG	Preliminary remediation goal
PRX	Proximal
PRXN	Proximal north
PTU	Portable Treatment Unit
PVC	Polyvinyl chloride
Q	Quarterly
Qal	Quaternary alluvium
QA/QC	Quality assurance/quality control
QC	Quality control
QIF	Quality Improvement Form
RAOs	Remedial Action Objectives
R1	Receiving water sampling point located 100 ft upstream
R2	Receiving water sampling point located 100 ft downstream
RCRA	Resource Conservation and Recovery Act
RD	Remedial Design

RDX	Research Department Explosive
REA	Reanalysis
Redox	Reduction-oxidation reaction
REVAL	Remediation Evaluation Process
REX	Resample
RHEL	Red Hat® Enterprise Linux®
RI/FS	Remedial Investigation/Feasibility Study
ROD	Record of Decision
ROI	Radius of influence
RPM	Remedial Project Manager
RWQCB	Regional Water Quality Control Board
S	Semi-annual
scfm	Standard cubic feet per minute
SJVAPCD	San Joaquin Valley Air Pollution Control District
SLs	Statistical limits
SOP	Standard Operating Procedure
SPACT	Sample Planning and Chain of Custody Tracking
SPR	Spring
SRC	Source
STFCS	Standard treatment facility control system
STU	Solar-powered Treatment Unit
SVE	Soil Vapor Extraction
SVTS	Soil Vapor Treatment System
SVI	Soil Vapor Influent
SVRA	State Vehicular Recreation Area (Carnegie)
SWEIS	Site-Wide Environmental Impact Statement
SWRESR	Site-Wide Remediation Evaluation Summary Report
SWFS	Site Wide Feasibility Study
SWPPP	Storm Water Pollution Prevention Program
SWRI	Site-Wide Remedial Investigation
T2	Study Area Within the Distal Area of Building 834
TBOS	Tetrabutyl orthosilicate
TCE	Trichloroethene
TCEP	tris (2-chloroethyl) phosphate
TDS	Total dissolved solids
TEIMS	The Environmental Information Management System
TF	Treatment facility
TFRT	Treatment Facility Real Time
THMs	Trihalomethanes
TKEBS	Tetrakis (2-ethylbutyl) silane
TNB	Trinitrobenzene
TNT	Trinitrotoluene

Total-1,2-DCE	1,2-Dichloroethene (total)
trans-1,2-DCE	*trans*-1,2-dichloroethene
TRV	Toxicity Reference Value
TVOC	Total volatile organic compounds
TWA	Time-weighted average
t-1,2-DCE	*trans*-1,2-Dichloroethene
$^{235}U/^{238}U$	Atom ratio of the isotopes uranium-235 and uranium-238
U.S.	United States
VC	Vinyl chloride
VCF4I	Fourth vapor phase granular activated carbon filter influent
VE	Vapor effluent
VES	Vapor extraction system
VI	Vapor intrusion
VISL	Vapor Intrusion Screening Level
VOC	Volatile organic compound
WAA	Waste accumulation area
WBR	Weathered bedrock
WDR	Waste Discharge Requirements (Program)
WGMG	Water Guidance and Monitoring Group
WP&C	Institutional-Wide Work Planning and Control
WS	Water supply well
Y	Yes

Stratigraphic Units

Qal =	Quaternary alluvium.
Qls =	Quaternary landslide deposits.
Qt =	Quaternary terrace deposits.
WBR =	Weathered bedrock.
Tps =	Pliocene non-marine unit.
Tpsg =	Pliocene non-marine unit (gravel facies).
$Tnsc_2$ =	Miocene Neroly Formation upper siltstone/claystone.
$Tnbs_2$ =	Miocene Neroly Formation upper blue sandstone.
$Tnsc_{1a}$, $Tnsc_{1b}$, $Tnsc_{1c}$ =	Sandstone bodies within the $Tnsc_1$ Neroly Formation middle siltstone/claystone ($Tnsc_1$) (1a = deepest).
$Tnbs_1$ =	Neroly Formation lower blue sandstone.
Upper $Tnbs_1$ ($UTnbs_1$) =	Upper member of the Neroly Formation lower blue sandstone, above claystone marker bed.
Lower $Tnbs_1$ =	Lower member of the Neroly Formation lower blue sandstone, below claystone marker bed (regional aquifer).
$Tnbs_0$ =	Neroly Formation basal sandstone.
$Tnsc_0$ =	Miocene Neroly Formation lower siltstone/claystone.
Tmss =	Miocene Cierbo Formation.
Tts =	Eocene Tesla Formation.

Data Qualifier Flag Definitions

B = Analyte found in method blank, sample results should be evaluated.
D = Analysis performed at a secondary dilution or concentration.
E = The analyte was detected below the LLNL reporting limit, but above the analytical laboratory minimum detection limit.
F = Analyte found in field blank, trip blank, or equipment blank.
G = Quantitated using fuel calibration but does not match typical fuel fingerprint.
H = Sample analyzed outside of holding time, sample results should be evaluated.
I = Surrogate recoveries were outside of QC limits.
J = Analyte was positively identified; the associated numerical value is the approximate concentration of the analyte in the sample.
L = Spike accuracy not within control limits.
O = Duplicate spike or sample precision not within control limits.
R = Sample results are rejected due to serious deficiencies in the ability to analyze the sample and meet quality control criteria. The presence or absence of the analyte cannot be verified.
S = Analytical results are rejected due to serious deficiencies in the ability to analyze the sample and meet QC criteria. The presence or absence of the analyte cannot be verified.
T = Analyte is tentatively identified compound; result is approximate.

Figures

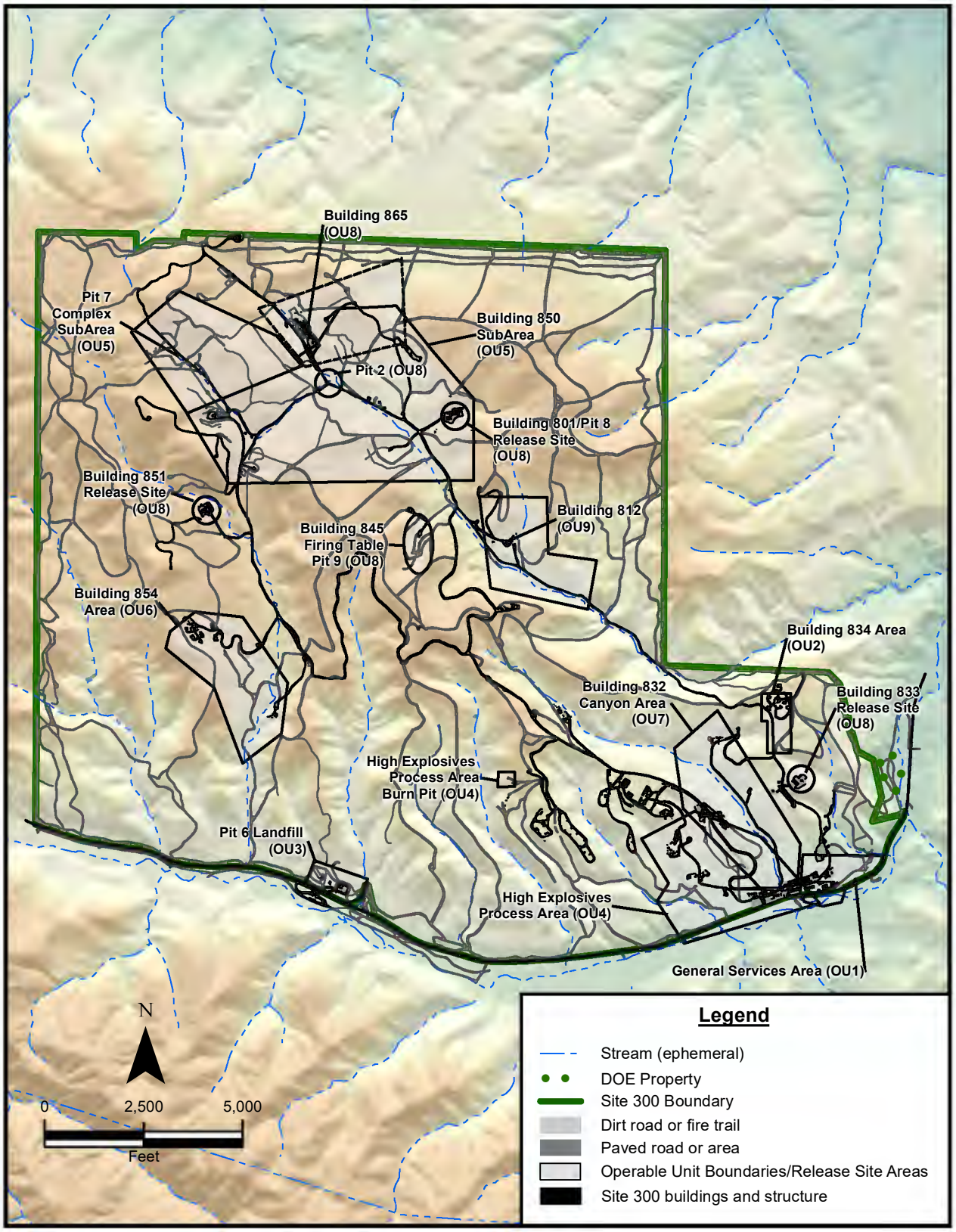

Figure 2-1. Site 300 map showing operable unit locations.

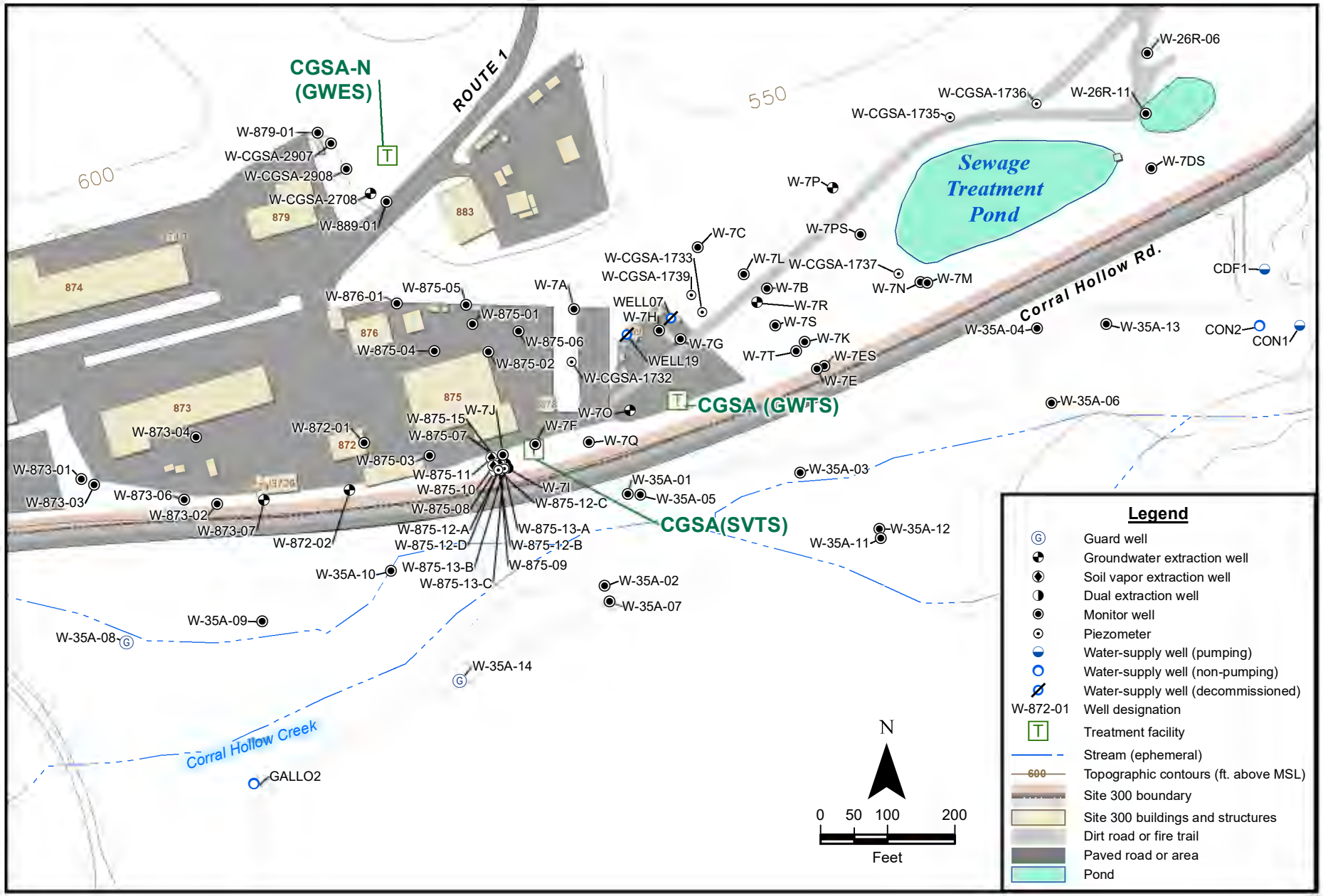

Figure 2.1-1. Central General Services Area Operable Unit site map showing monitor, extraction, guard, and water-supply wells, and treatment facilities, second semester 2021.

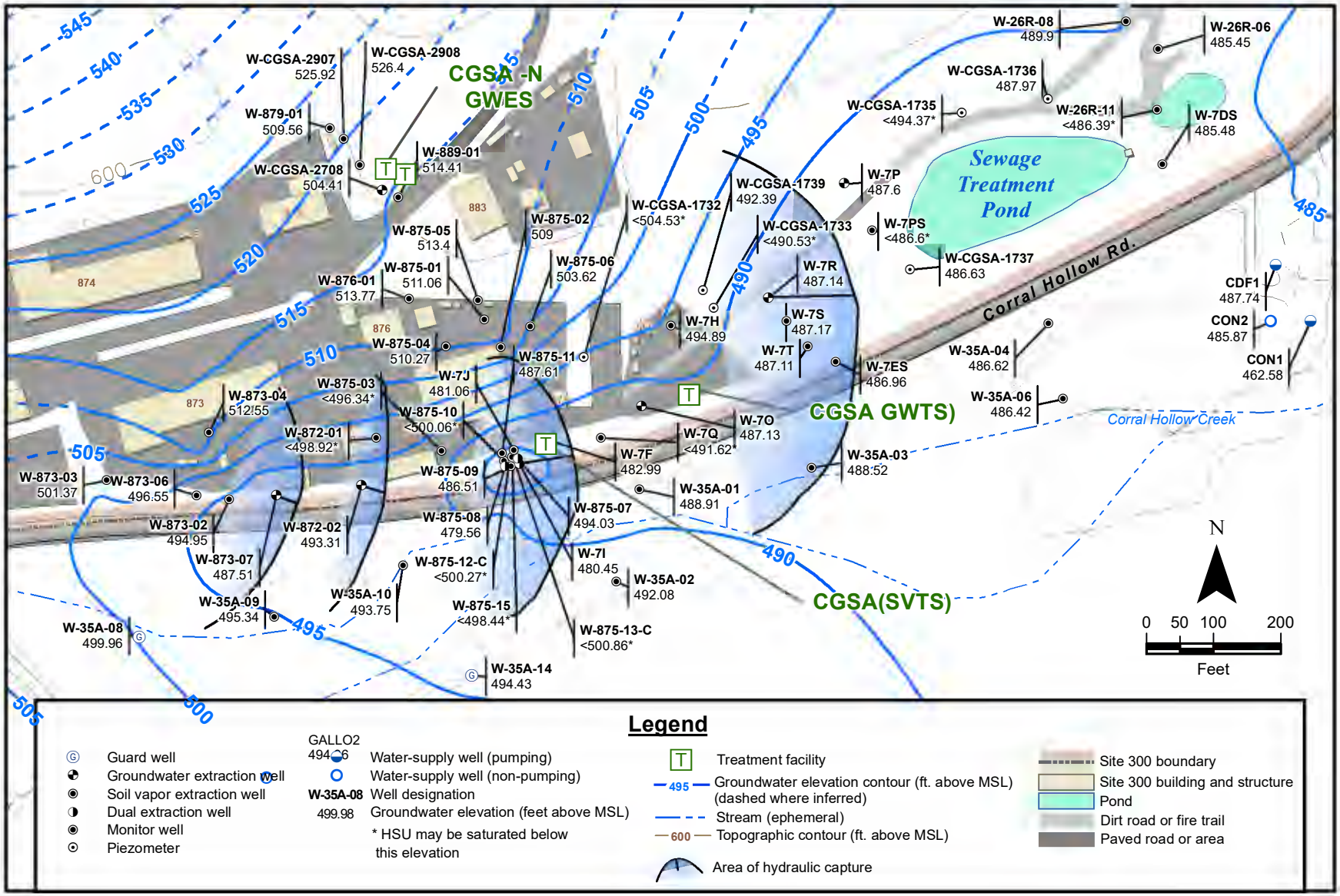

Figure 2.1-2. Central General Services Area Operable Unit groundwater potentiometric surface map for the Qt-Tnsc$_1$ and Qal-Tnbs$_1$ hydrostratigraphic units, second semester 2021.

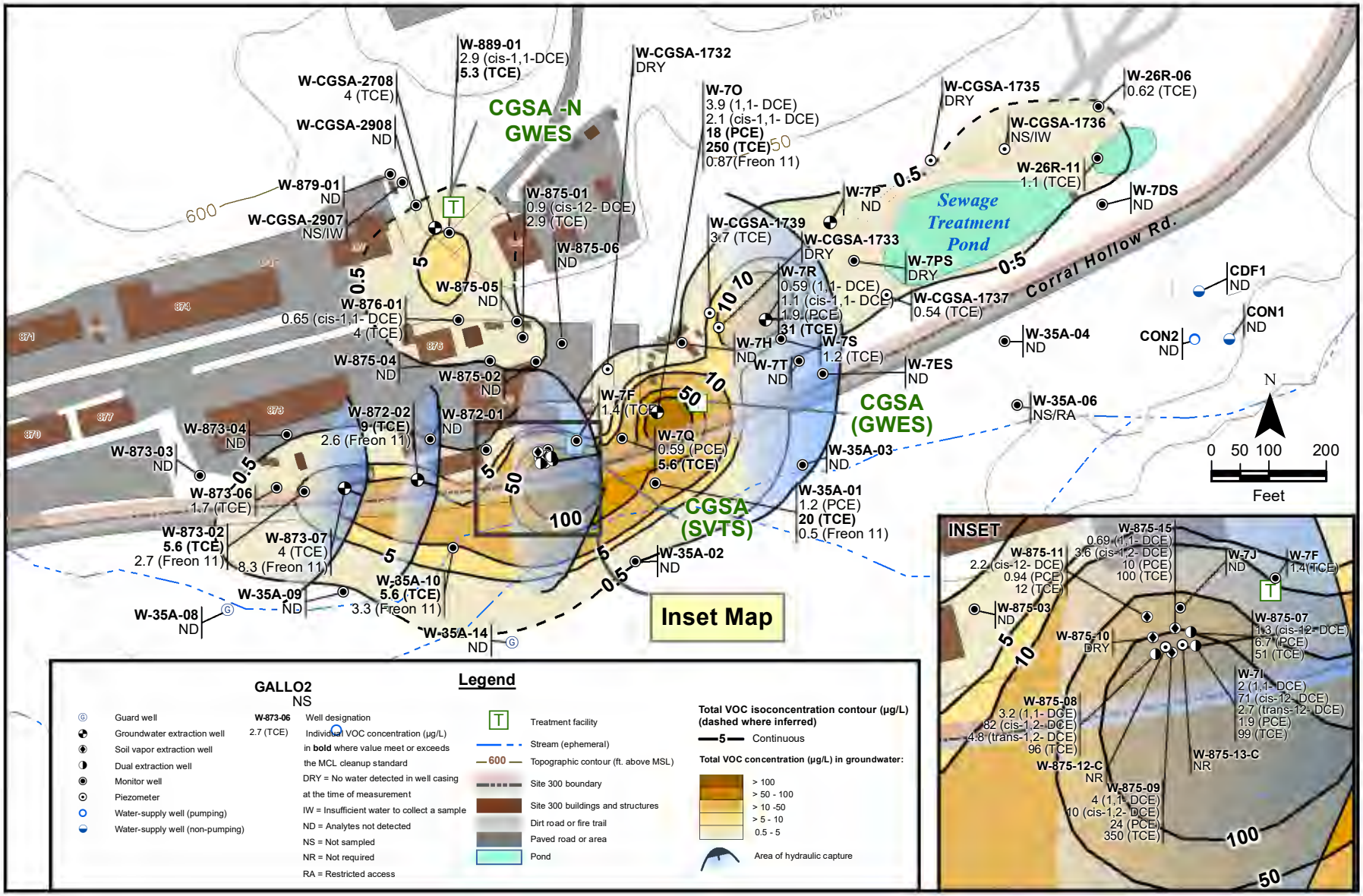

Figure 2.1-3 Central General Services Area Operable Unit total VOC isoconcentration contour map and individual VOC concentrations for the Qt-Tnsc$_1$ and Qal-Tnbs$_1$ hydrostratigraphic units, second semester 2021.

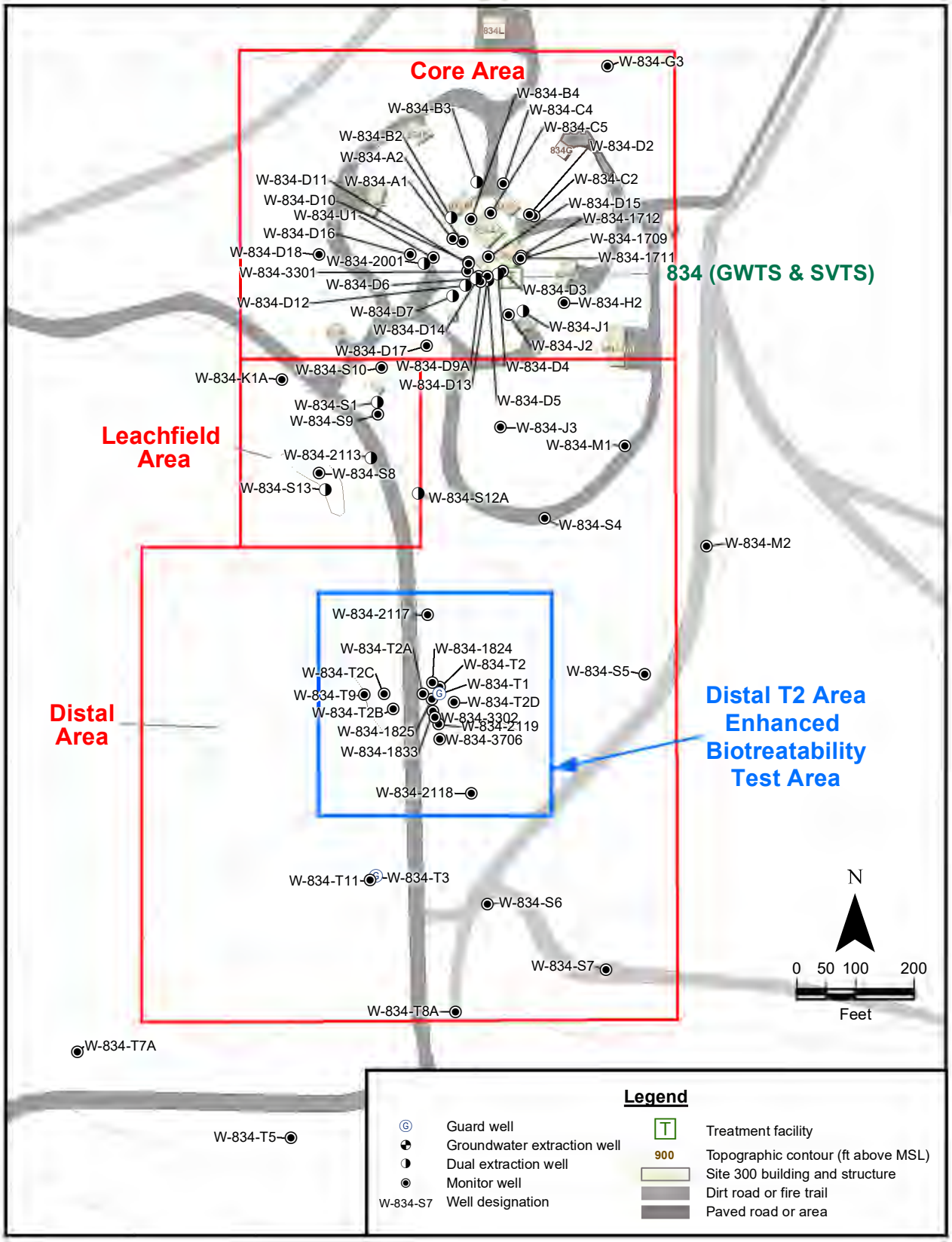

Figure 2.2-1. Building 834 Operable Unit site map showing monitor, extraction, and guard wells, and treatment facility, second semester 2021.

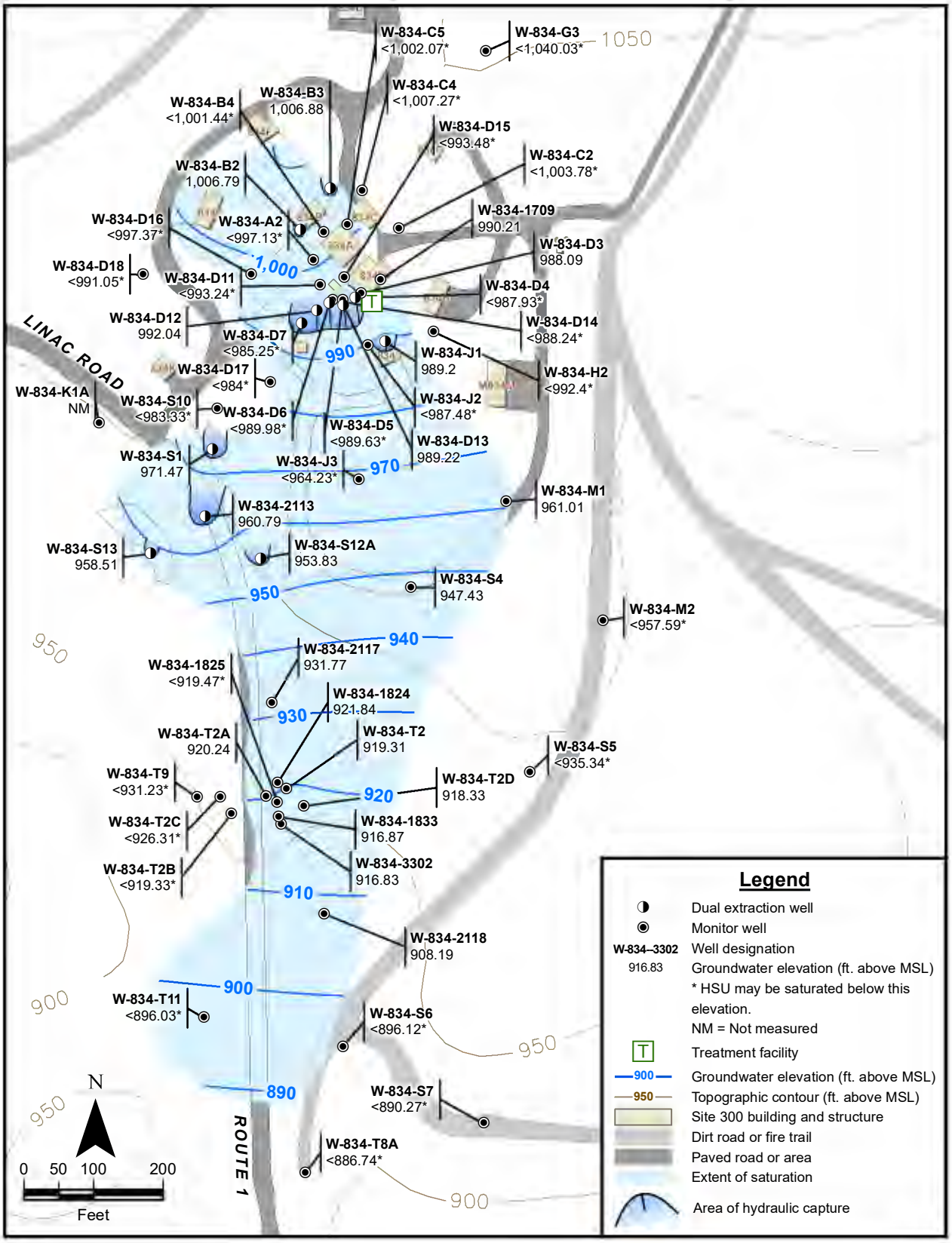

Figure 2.2-2. Building 834 Operable Unit groundwater potentiometric surface map for the Tpsg perched water-bearing zone, second semester 2021.

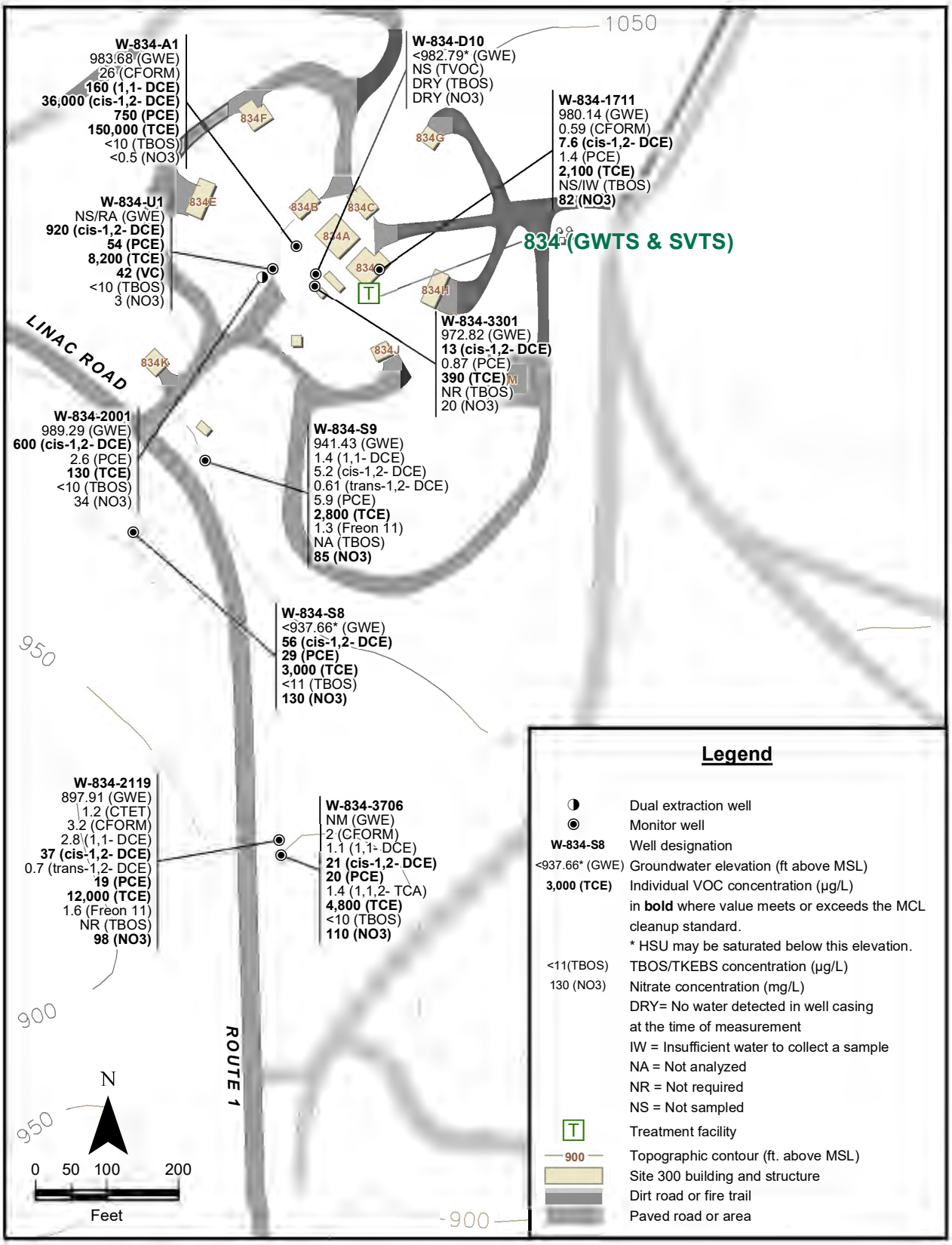

Figure 2.2-3. Building 834 Operable Unit map showing groundwater elevations, and individual VOC, TBOS/TKEBS, and nitrate concentrations for the Tps-Tnsc$_2$ hydrostratigraphic unit, first and second semesters 2021.

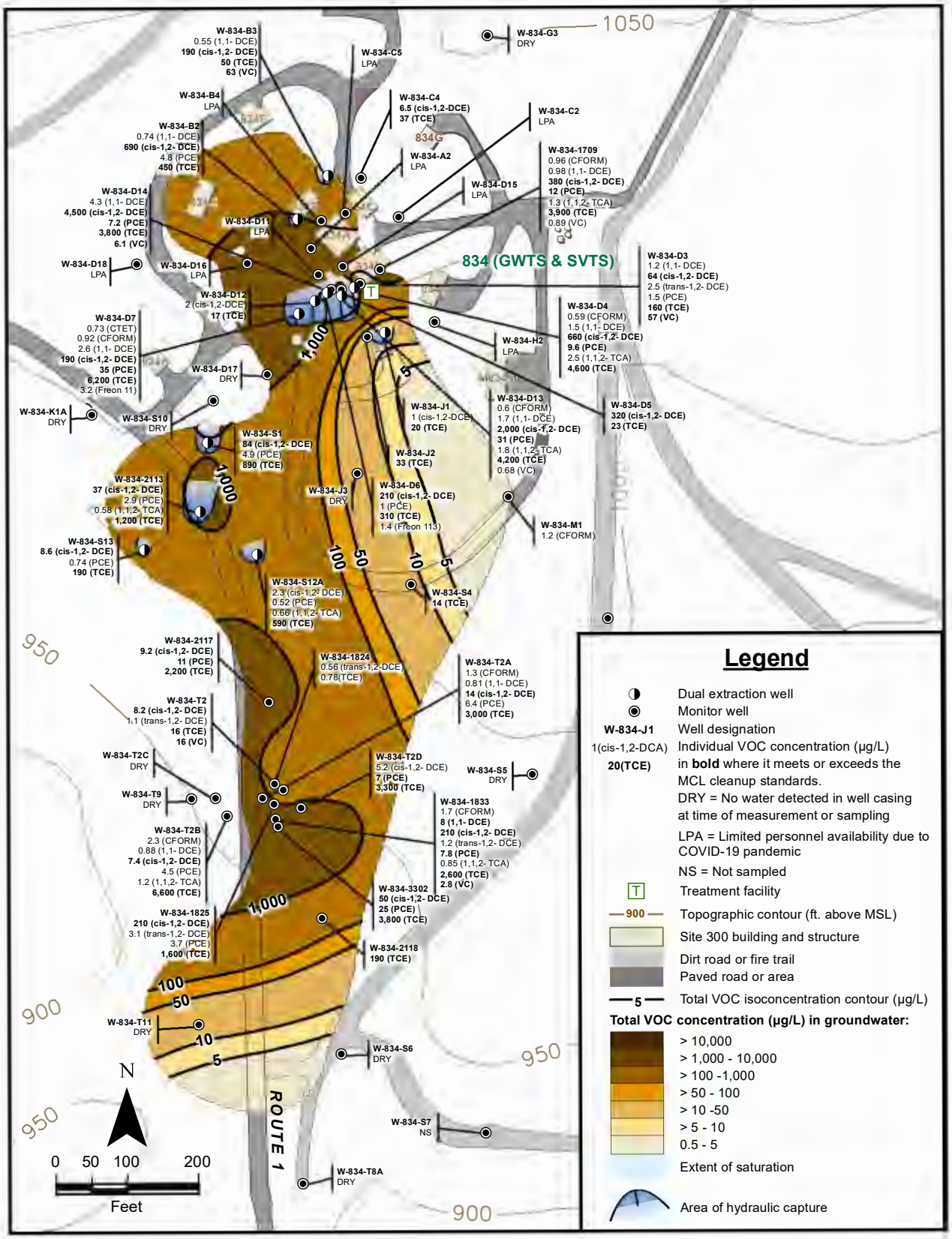

Figure 2.2-4. Building 834 Operable Unit total VOC isoconcentration contour map and individual VOC concentrations for the Tpsg perched water-bearing zone, second semester 2021.

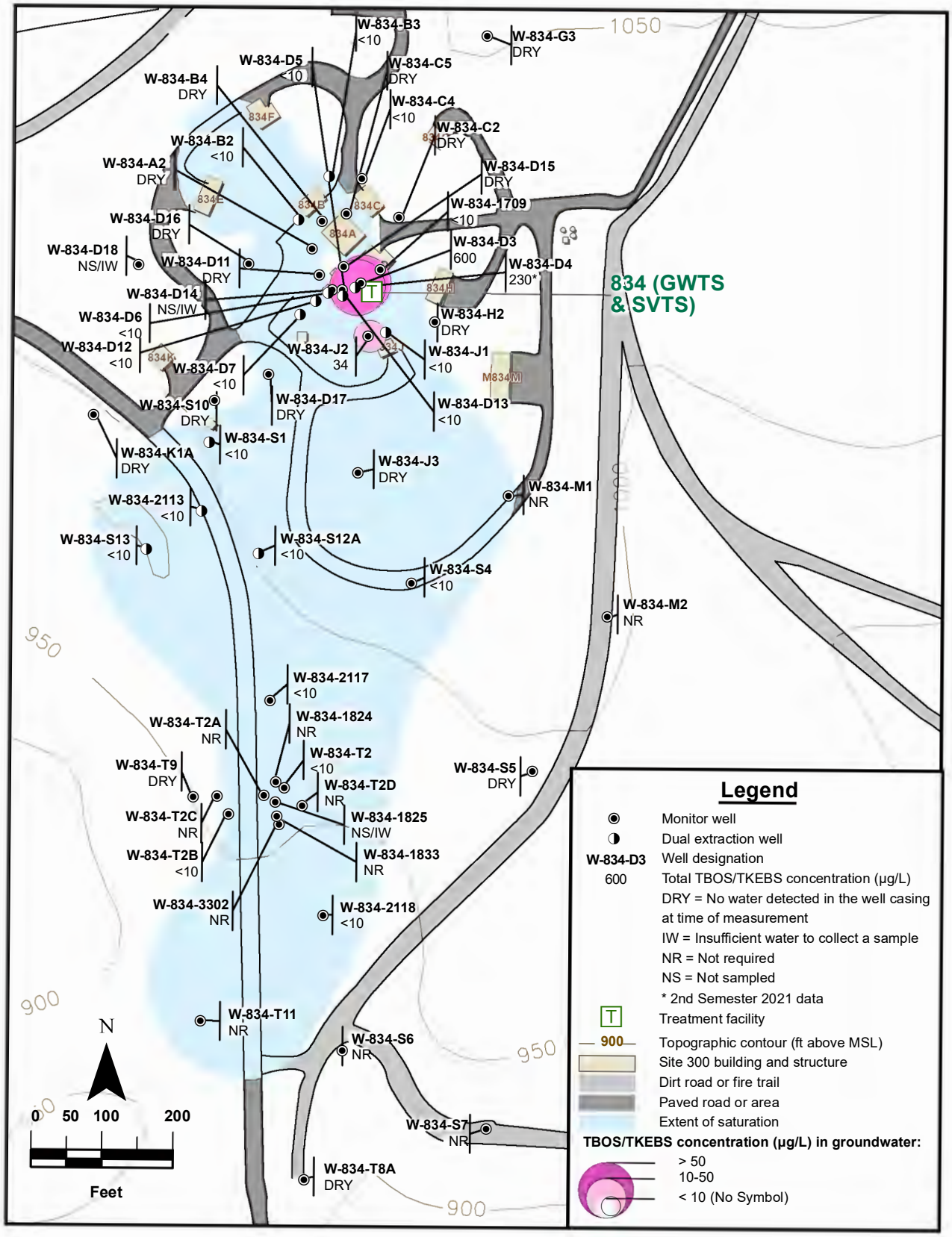

Figure 2.2-5. Building 834 Operable Unit map showing TBOS/TKEBS concentrations for the Tpsg perched water-bearing zone, first semester 2021.

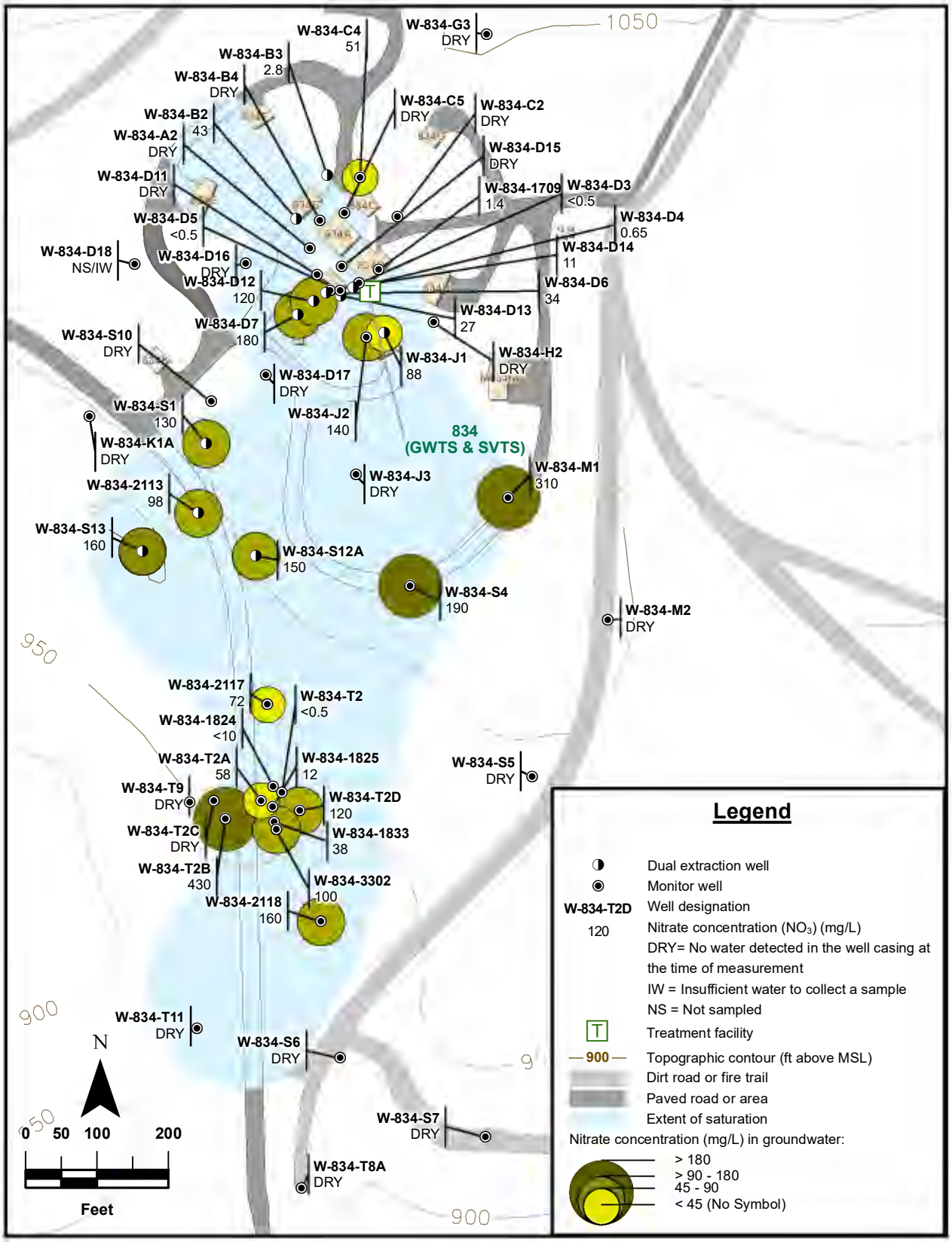

Figure 2.2-6. Building 834 Operable Unit map showing nitrate concentrations for the Tpsg perched water-bearing zone, first semester 2021.

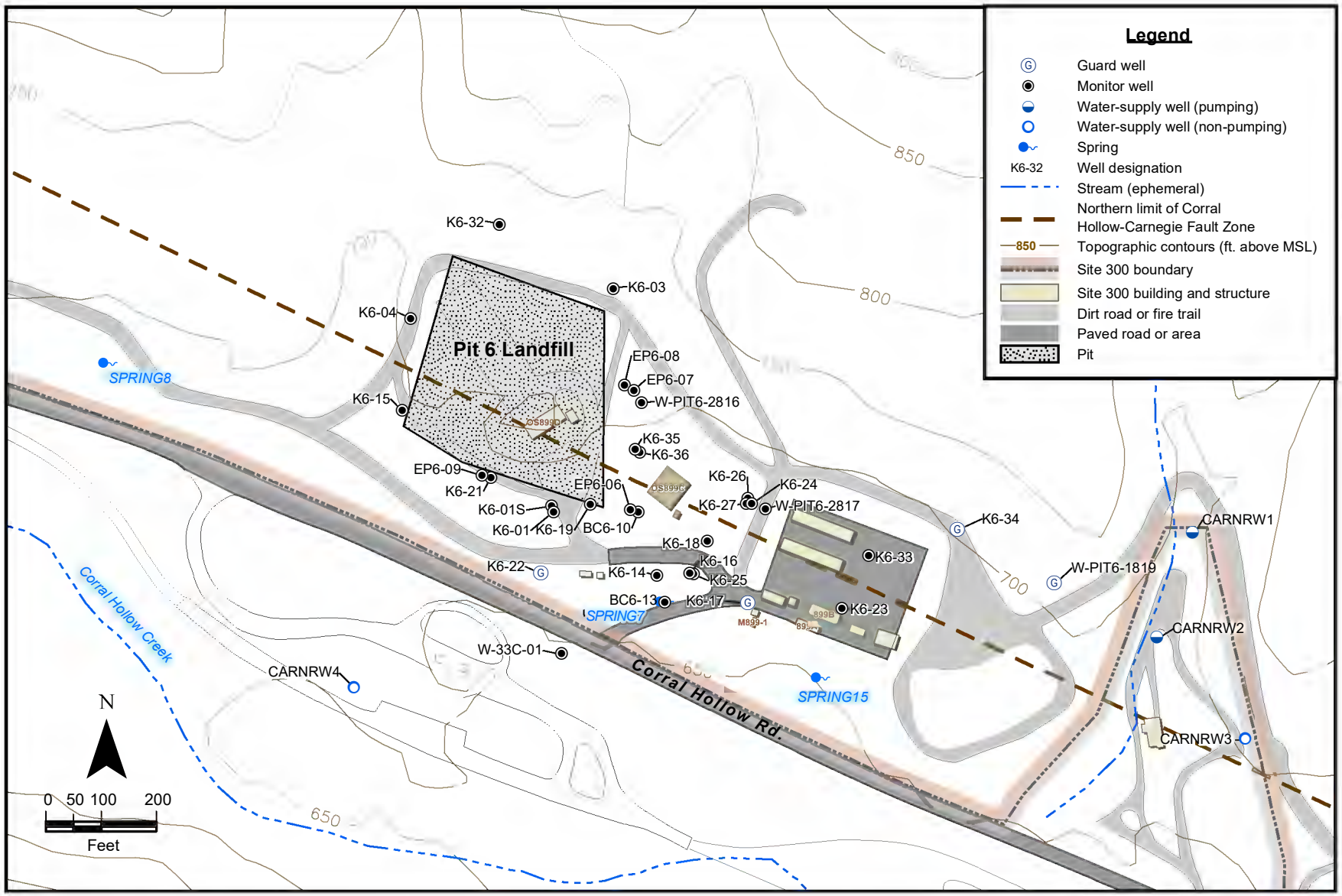

Figure 2.3-1. Pit 6 Landfill Operable Unit site map showing monitor and water-supply wells, second semester 2021.

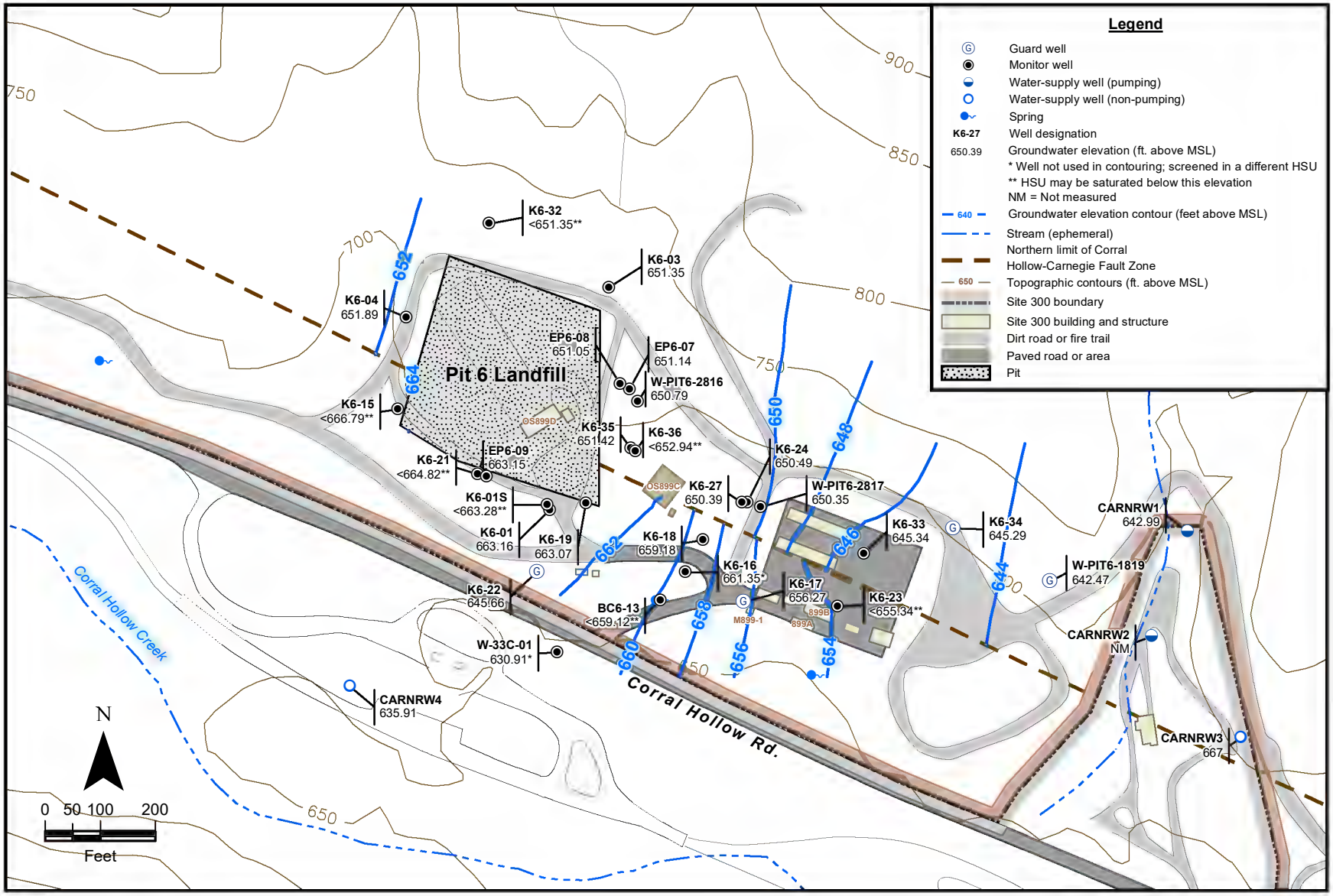

Figure 2.3-2. Pit 6 Landfill Operable Unit groundwater potentiometric surface map for the Qt-Tnbs$_1$ hydrostratigraphic unit, second semester 2021.

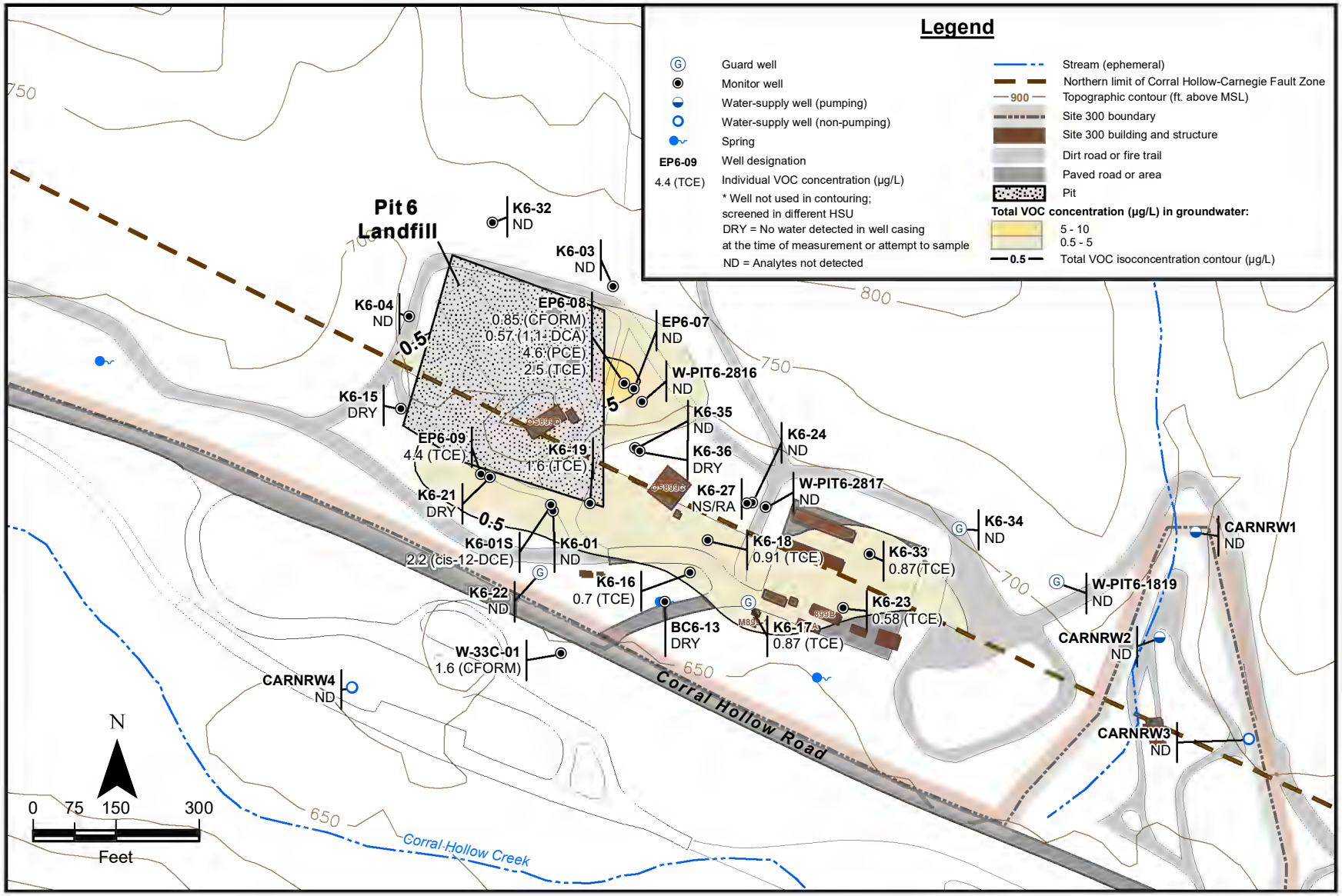

Figure 2.3-3. Pit 6 Landfill Operable Unit total VOC isoconcentration contour map and individual VOC concentrations for the Qt-Tnbs$_1$ hydrostratigraphic unit, second semester 2021.

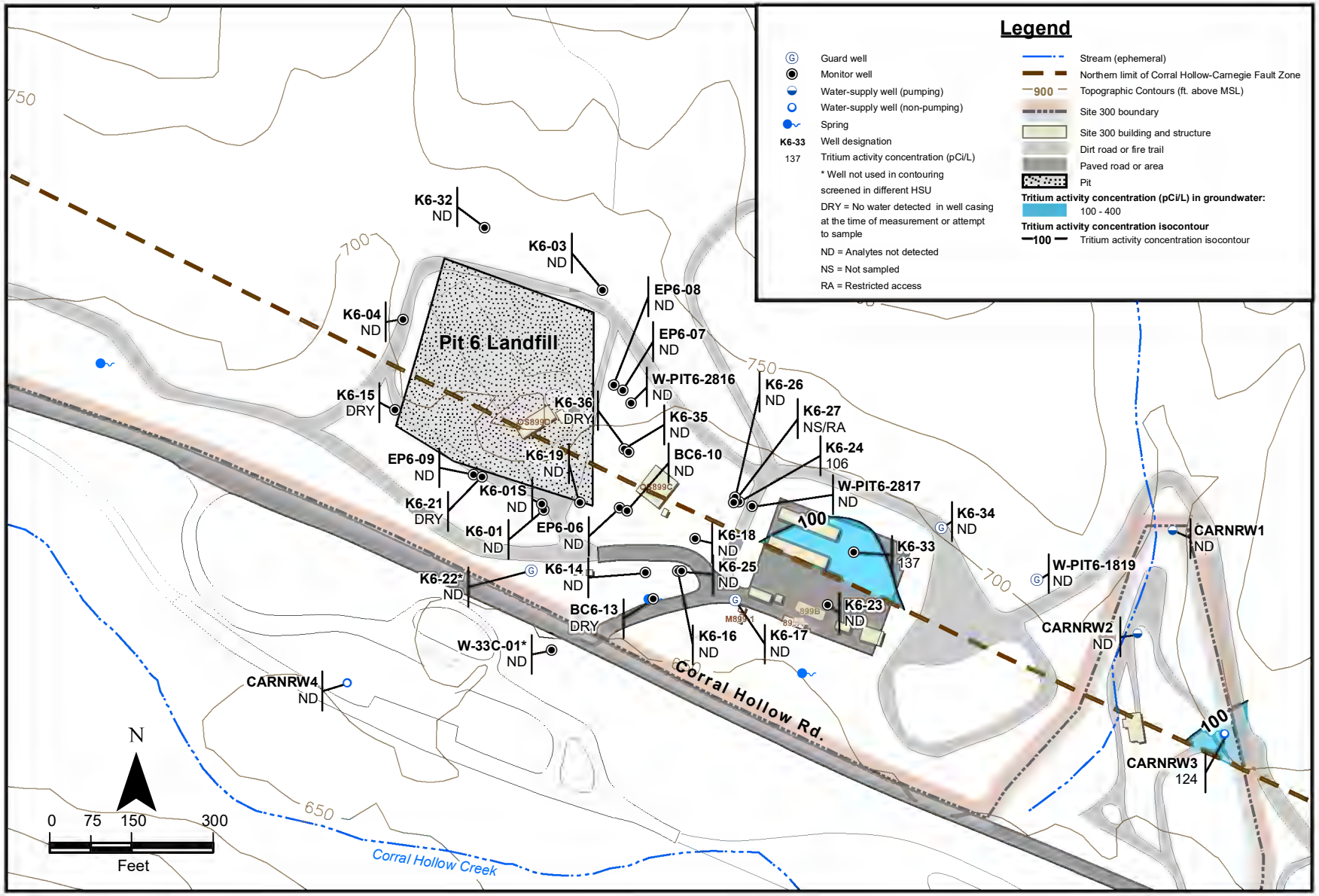

Figure 2.3-4. Pit 6 Landfill Operable Unit tritium activity concentration isocontour map for the Qt-Tnbs$_1$ hydrostratigraphic unit, second semester 2021.

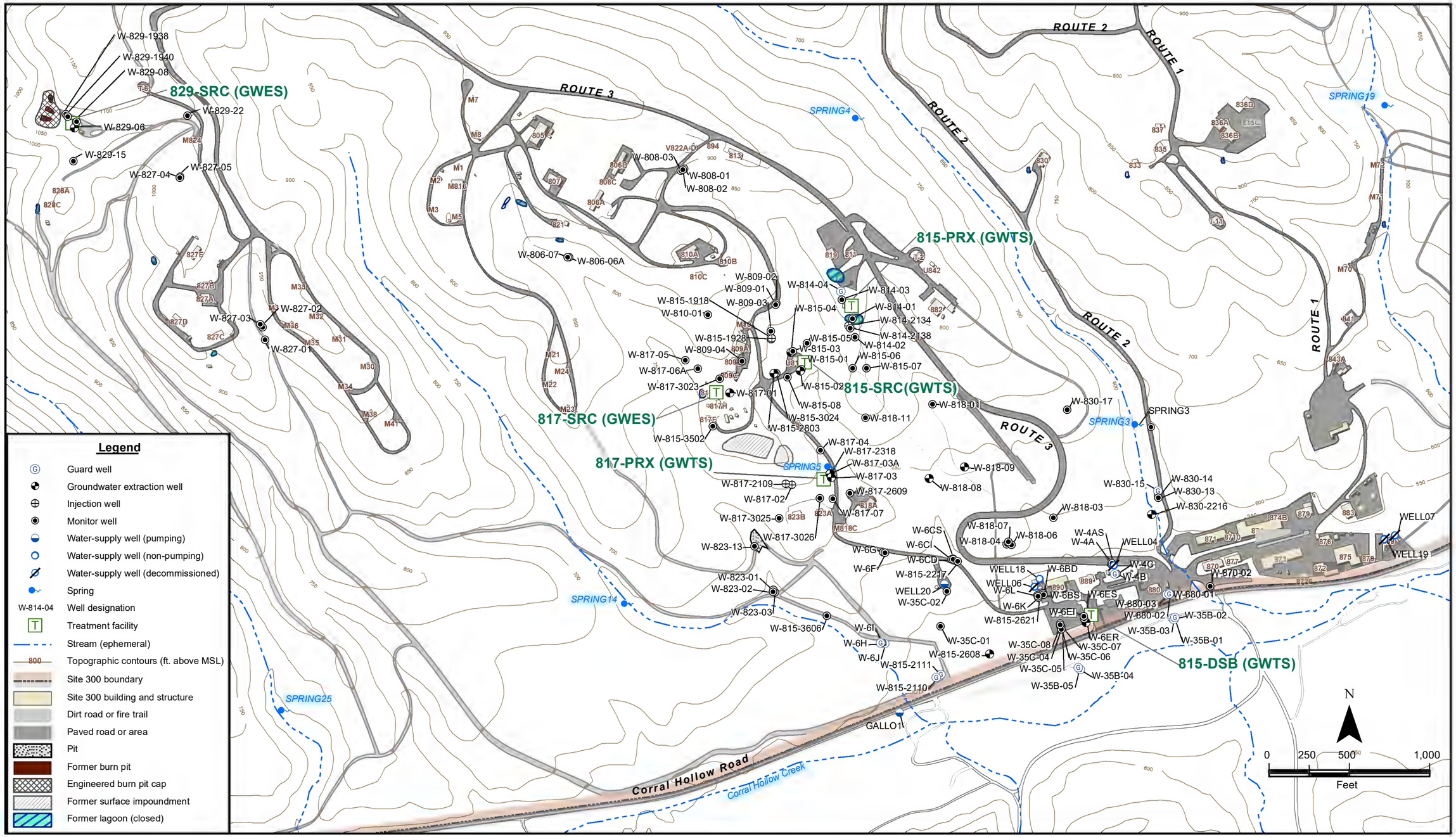

Figure 2.4-1. High Explosives Process Area Operable Unit site map showing monitor, extraction, injection, and water-supply wells, and treatment facilities, second semester 2021.

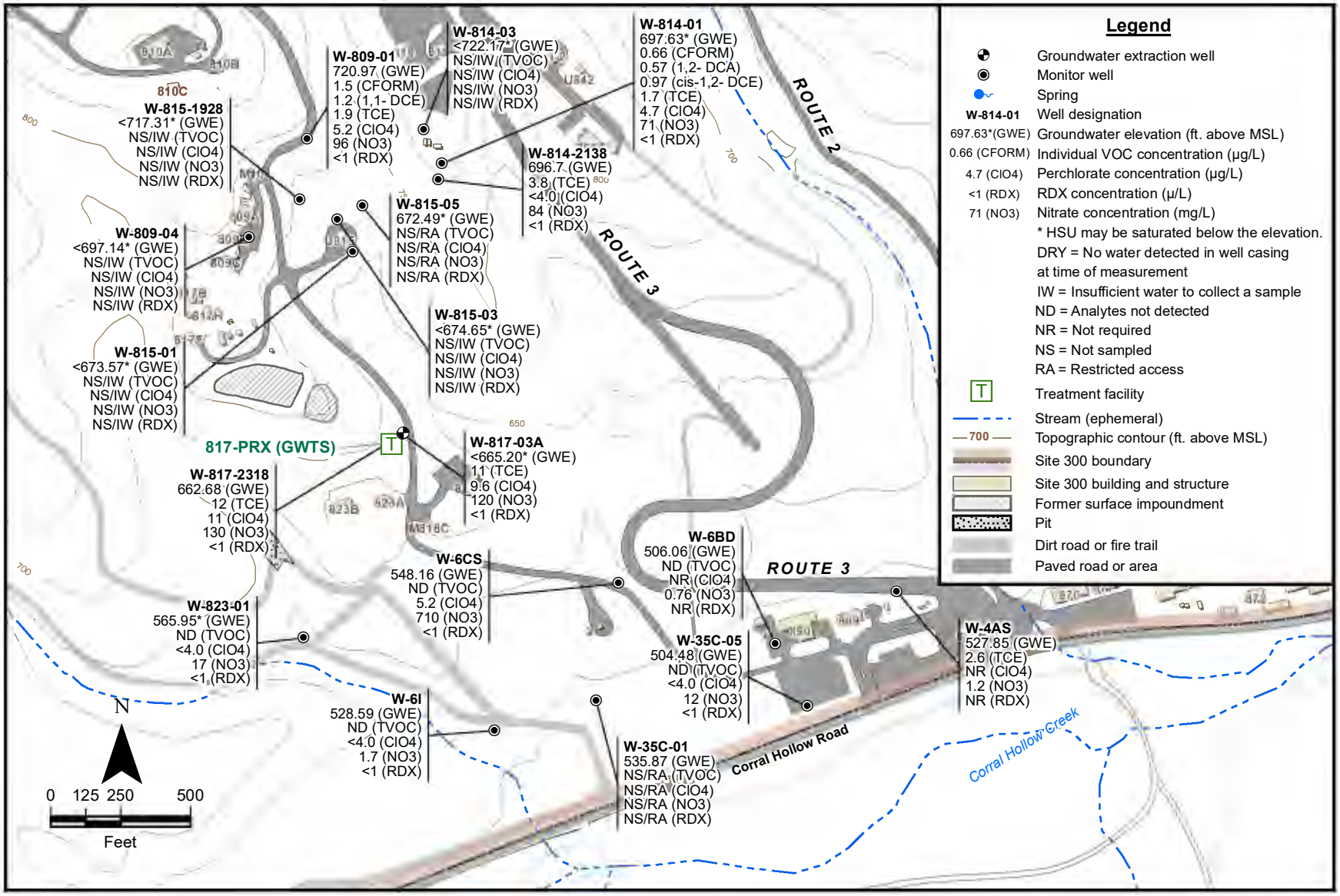

Figure 2.4-2. High Explosives Process Area Operable Unit map showing groundwater elevations and individual VOC, perchlorate, RDX, and nitrate concentrations for the Tpsg-Tps hydrostratigraphic unit, first and second semesters 2021.

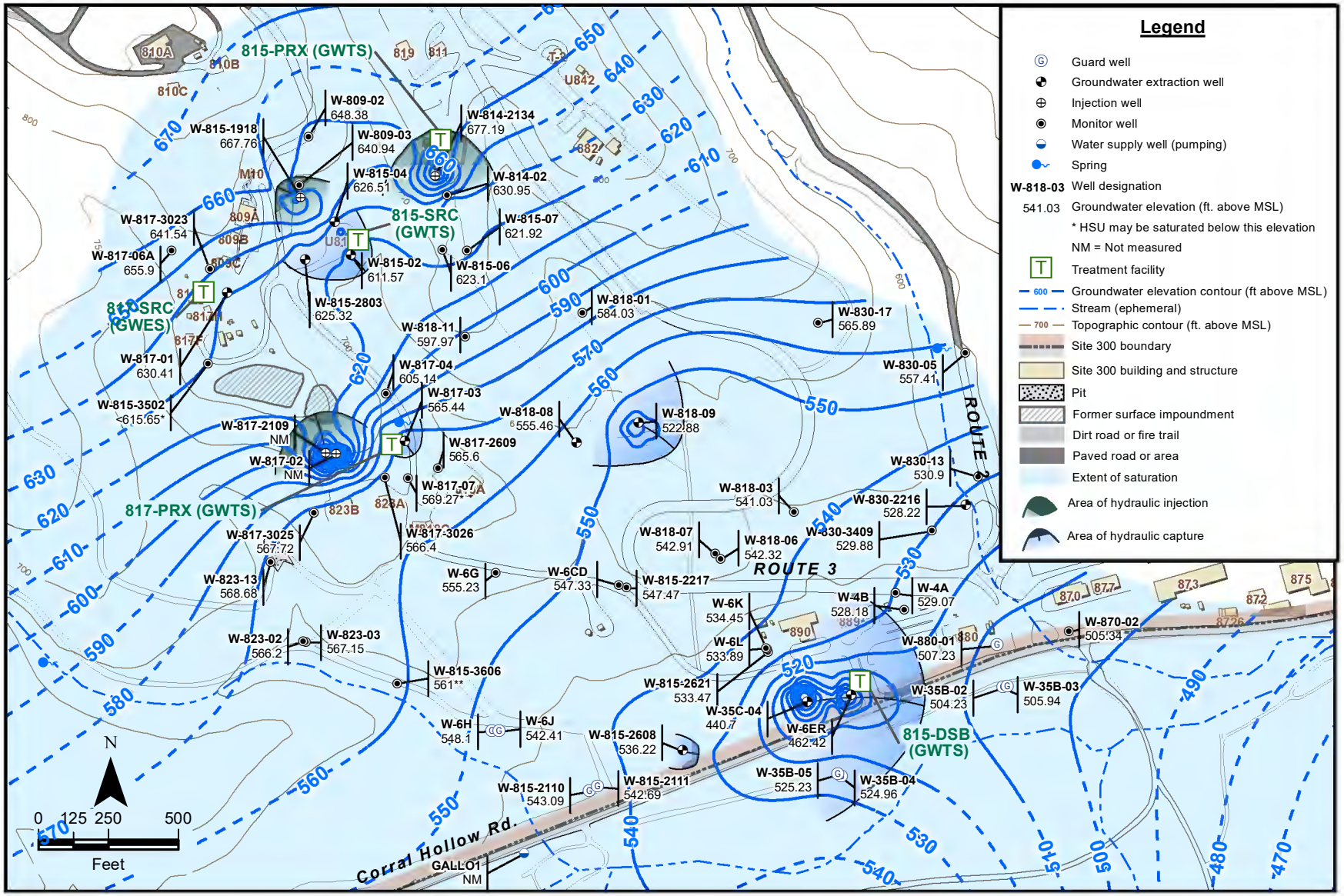

Figure 2.4-3. High Explosives Process Area Operable Unit groundwater potentiometric surface map for the $Tnbs_2$ hydrostratigraphic unit, second semester 2021.

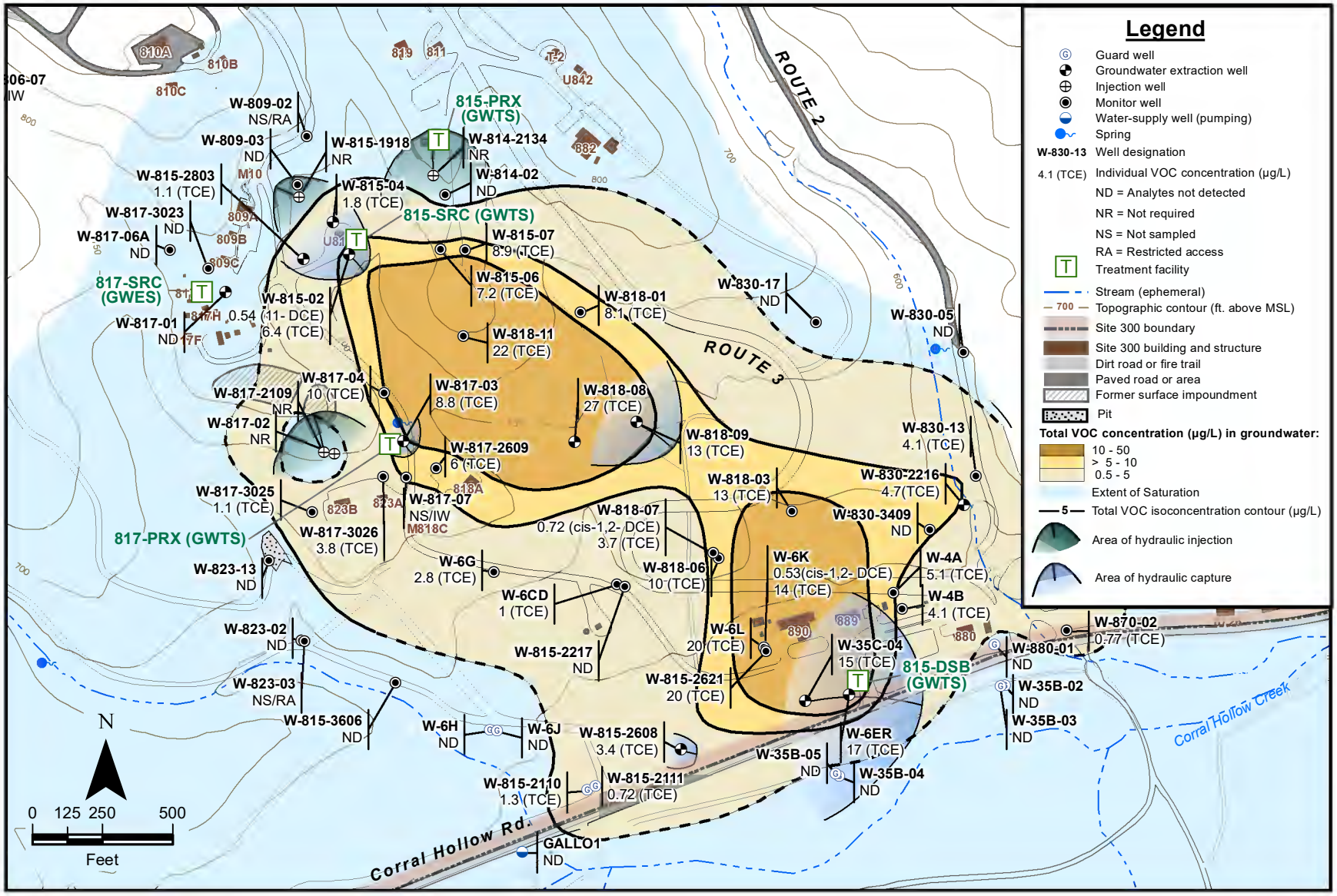

Figure 2.4-4. High Explosives Process Area Operable Unit total VOC isoconcentration contour map for the $Tnbs_2$ hydrostratigraphic unit, second semester 2021.

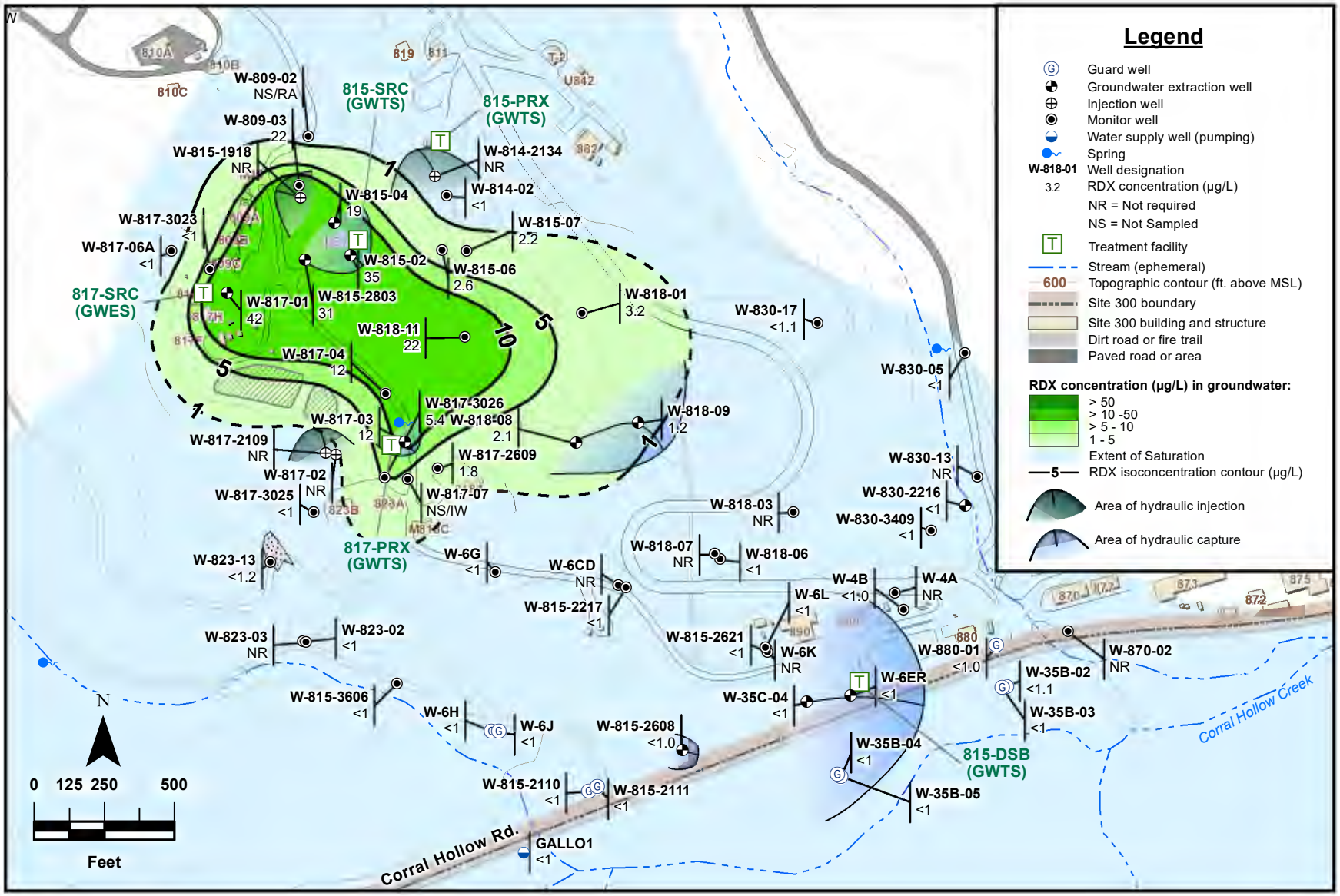

Figure 2.4-5. High Explosives Process Area Operable Unit RDX isoconcentration contour map for the $Tnbs_2$ hydrostratigraphic unit, first semester 2021.

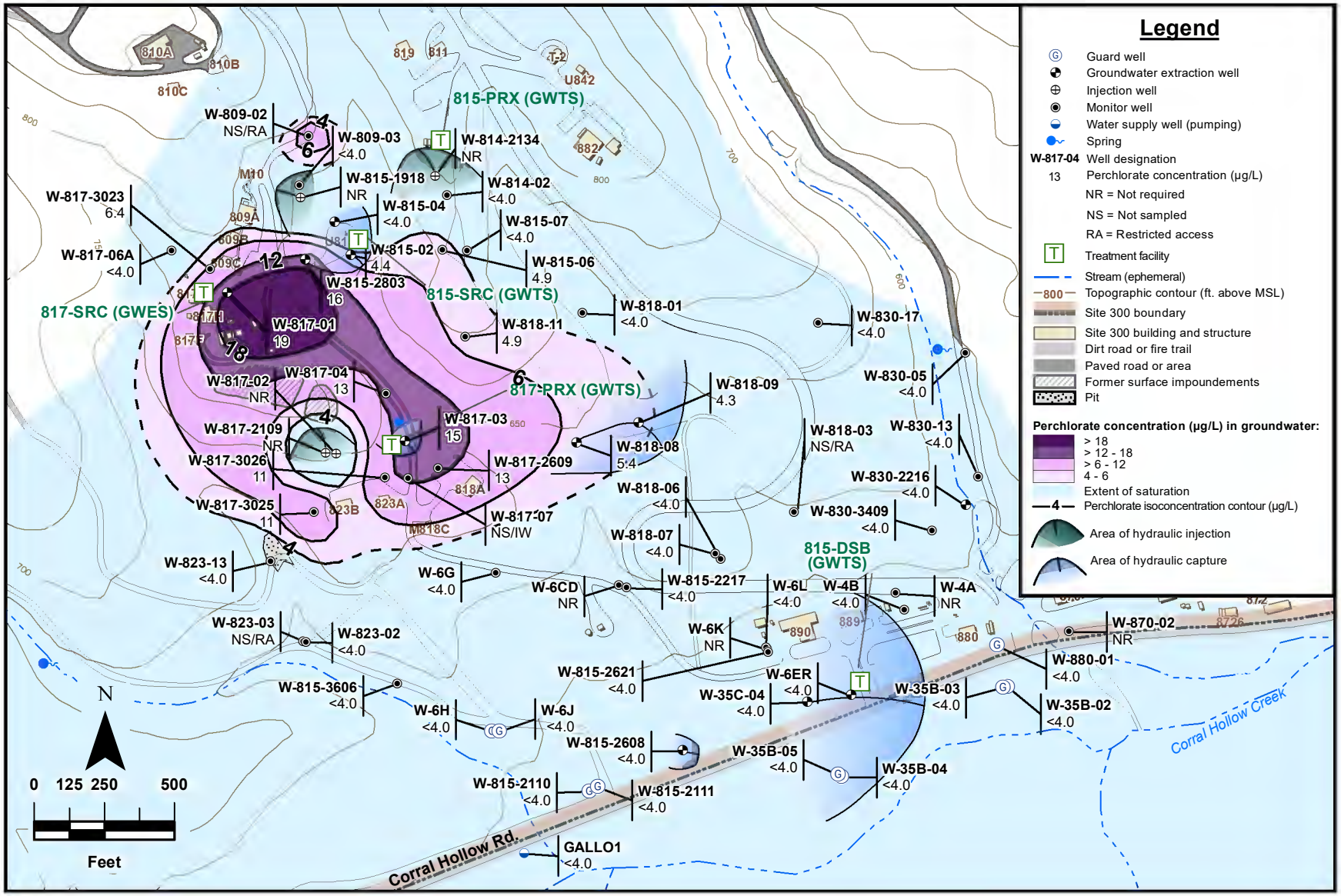

Figure 2.4-6. High Explosives Process Area Operable Unit perchlorate isoconcentration contour map for the Tnbs$_2$ hydrostratigraphic unit, first semester 2021.

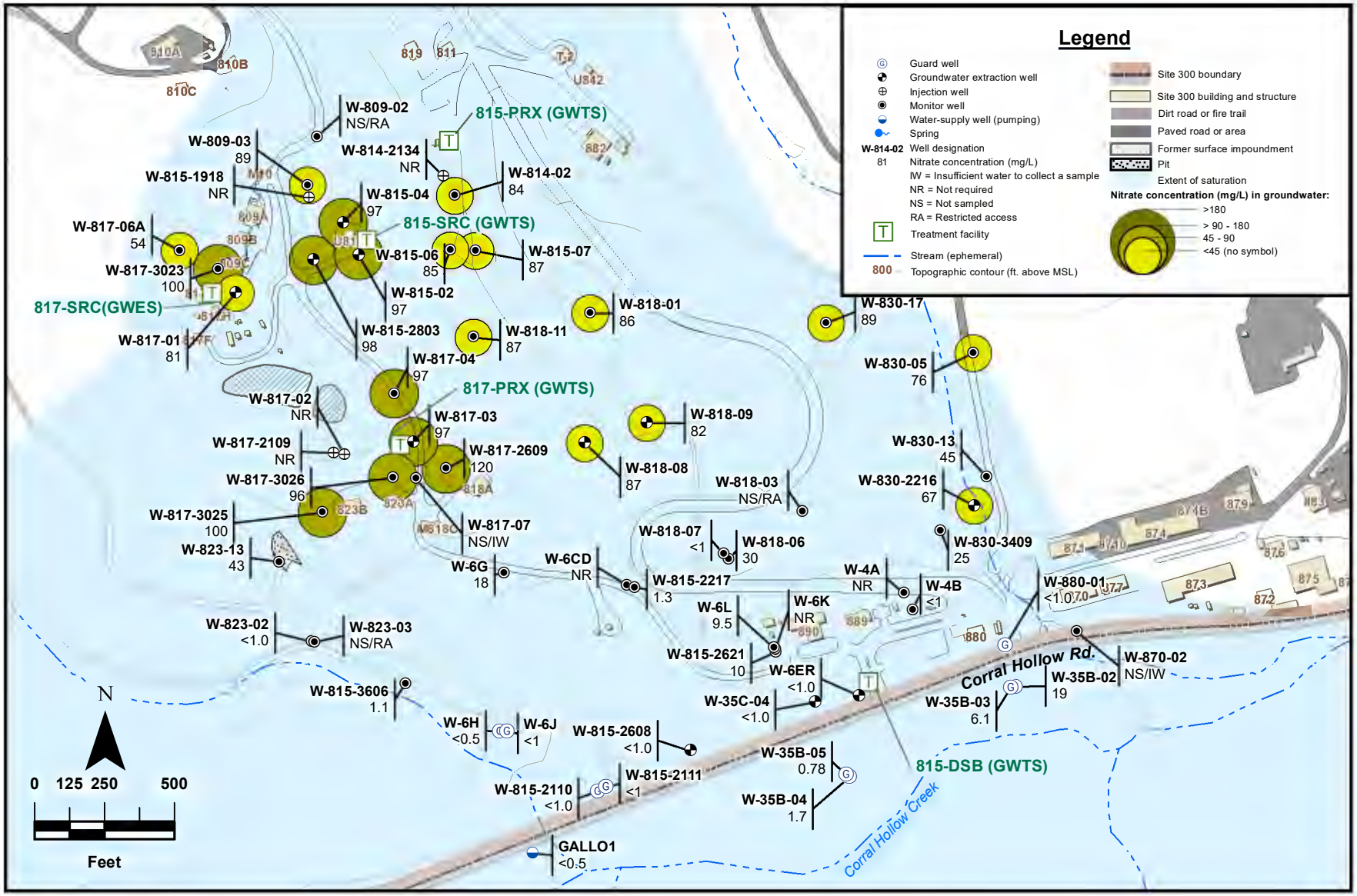

Figure 2.4-7. High Explosives Process Area Operable Unit map showing nitrate concentrations for the Tnbs$_2$ hydrostratigraphic unit, first semester 2021.

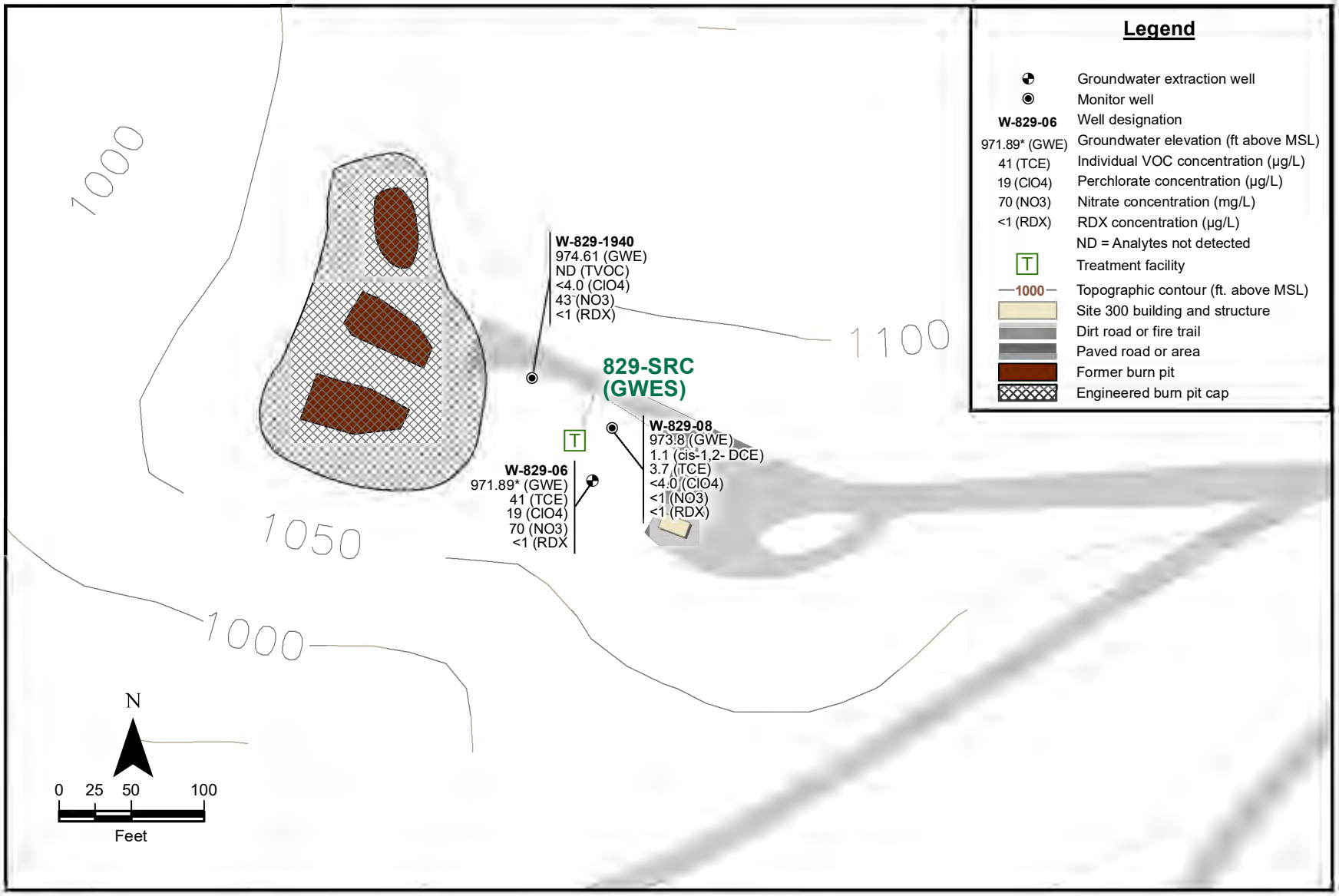

Figure 2.4-8. Building 829 burn pit site map showing monitor and extraction wells; groundwater elevations; and individual VOC, perchlorate, and nitrate concentrations for the $Tnsc_{1b}$ hydrostratigraphic unit, first and second semesters 2021.

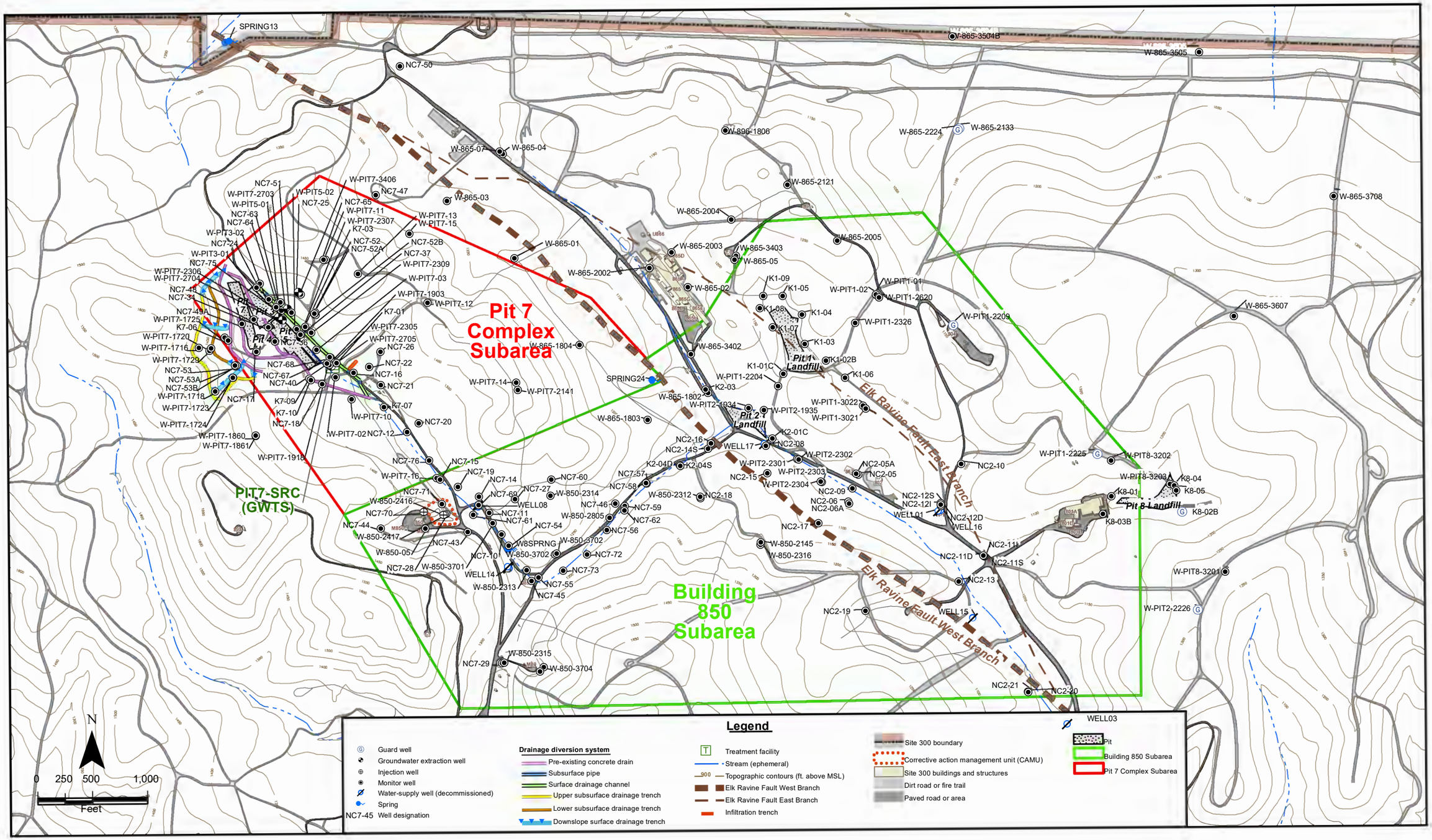

Figure 2.5-1. Building 850 and Pit 7 Complex subarea site map showing monitor, extraction, and injection wells, treatment facility, and other remediation features, second semester 2021.

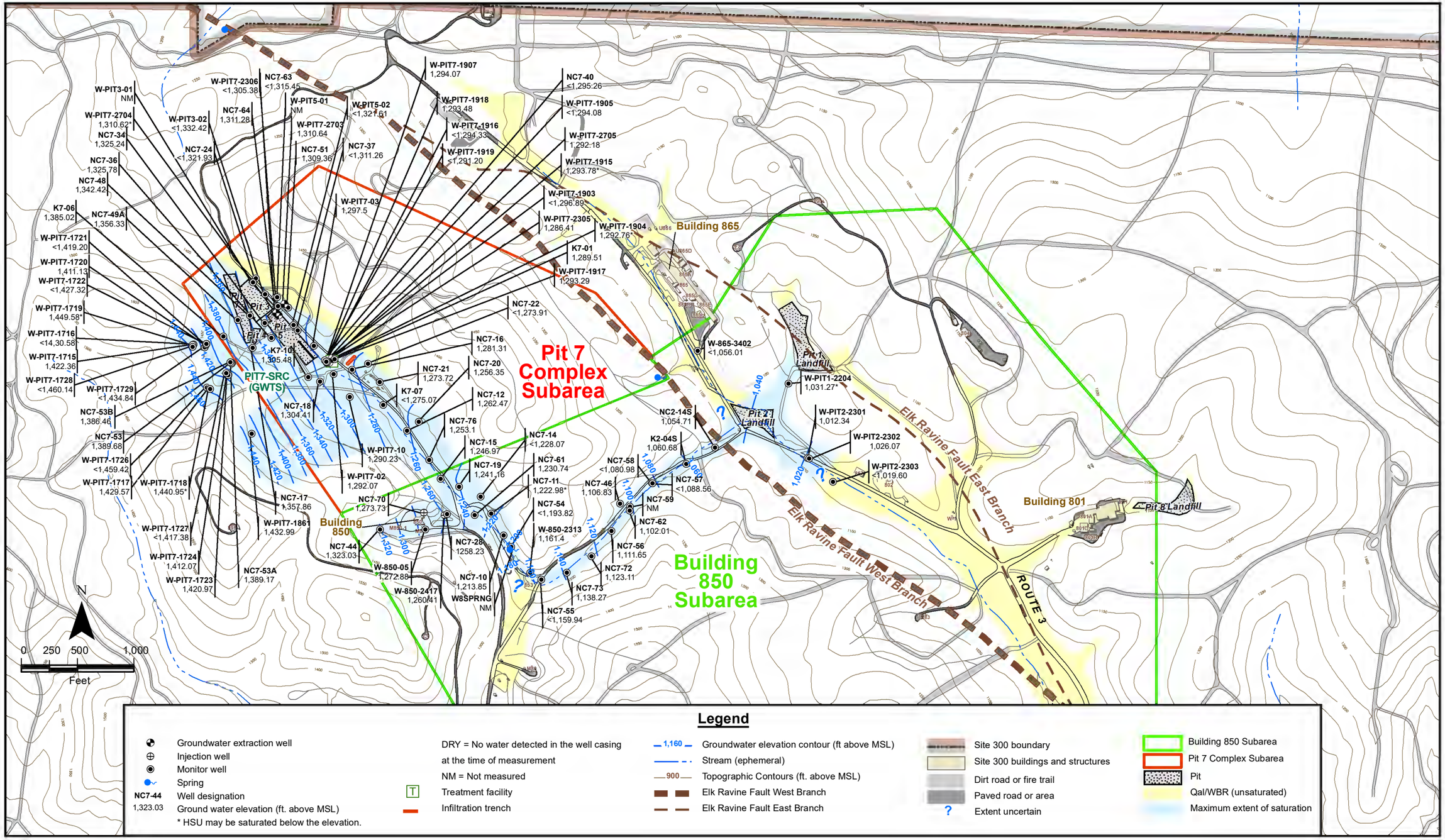

Figure 2.5-2. Building 850 and Pit 7 Complex subarea groundwater potentiometric surface map for the Qal/WBR hydrostratigraphic unit, second semester 2021.

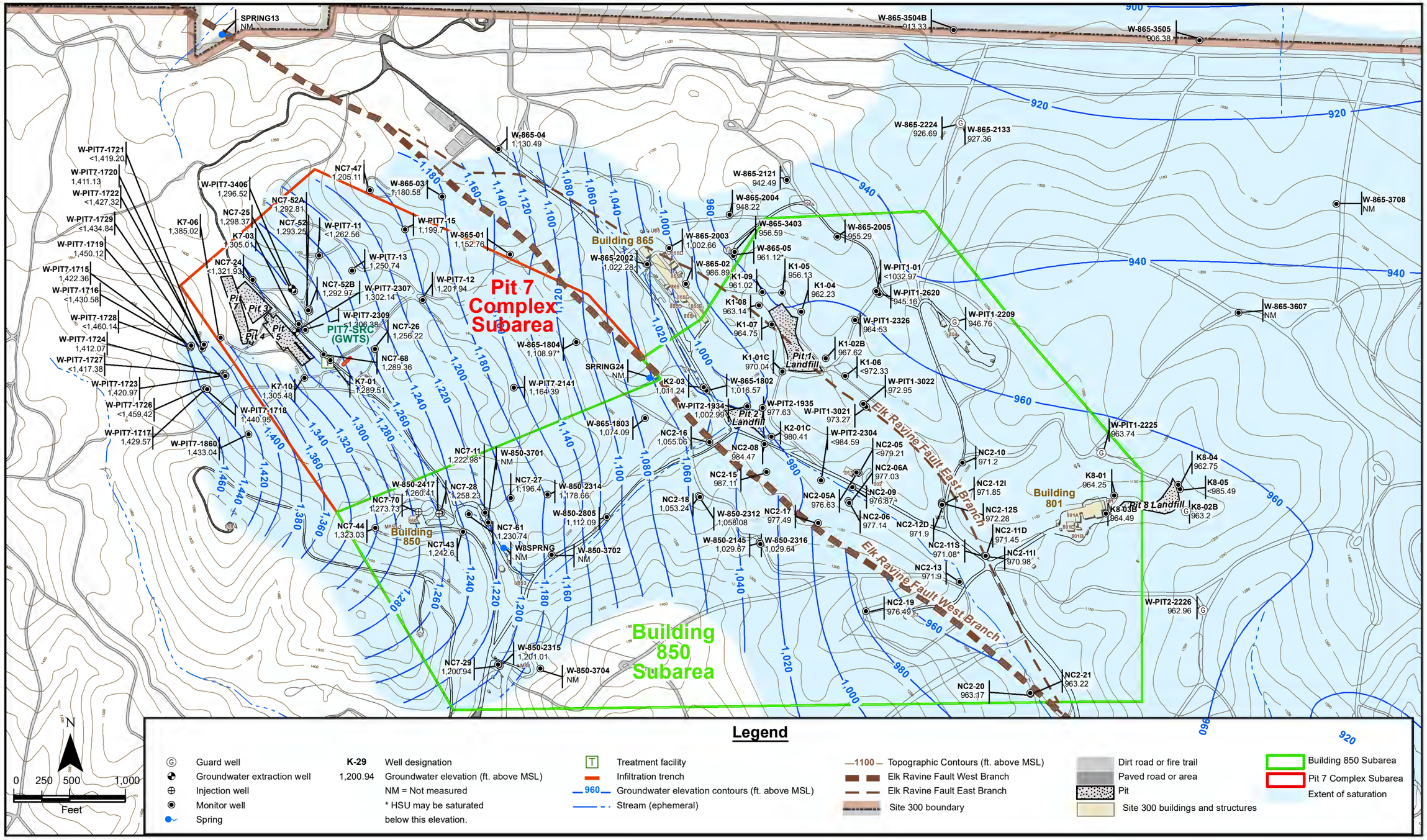

Figure 2.5-3. Building 850 and Pit 7 Complex subarea groundwater potentiometric surface map for the $Tnbs_1/Tnbs_0$ hydrostratigraphic unit, second semester 2021.

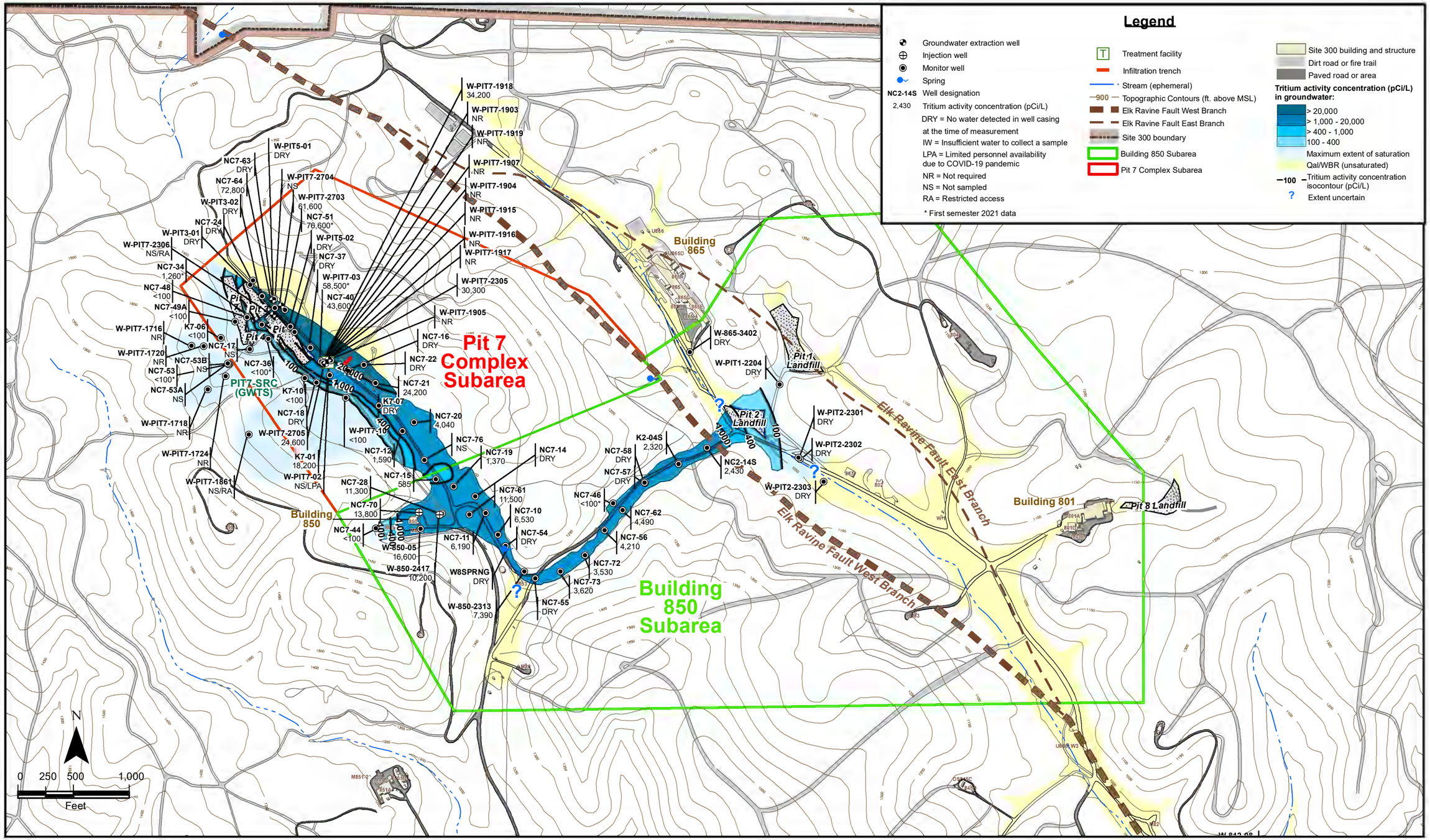

Figure 2.5-4. Building 850 and Pit 7 Complex subareas tritium activity concentration isocontour map for the Qal/WBR hydrostratigraphic unit, second semester 2021.

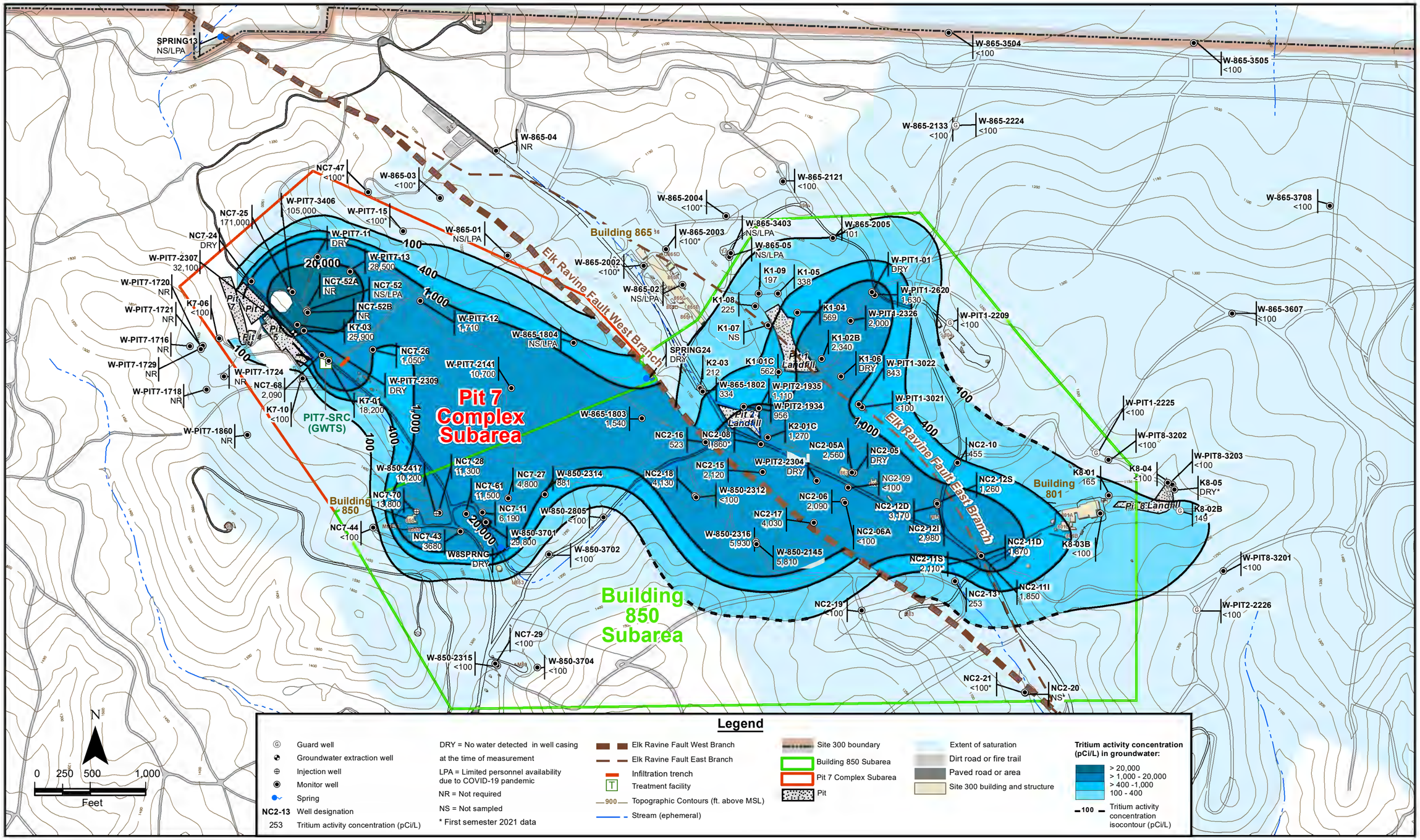

Figure 2.5-5. Building 850 and Pit 7 Complex subarea tritium activity concentration isocontour map for the $Tnbs_1/Tnbs_0$ hydrostratigraphic unit, second semester 2021.

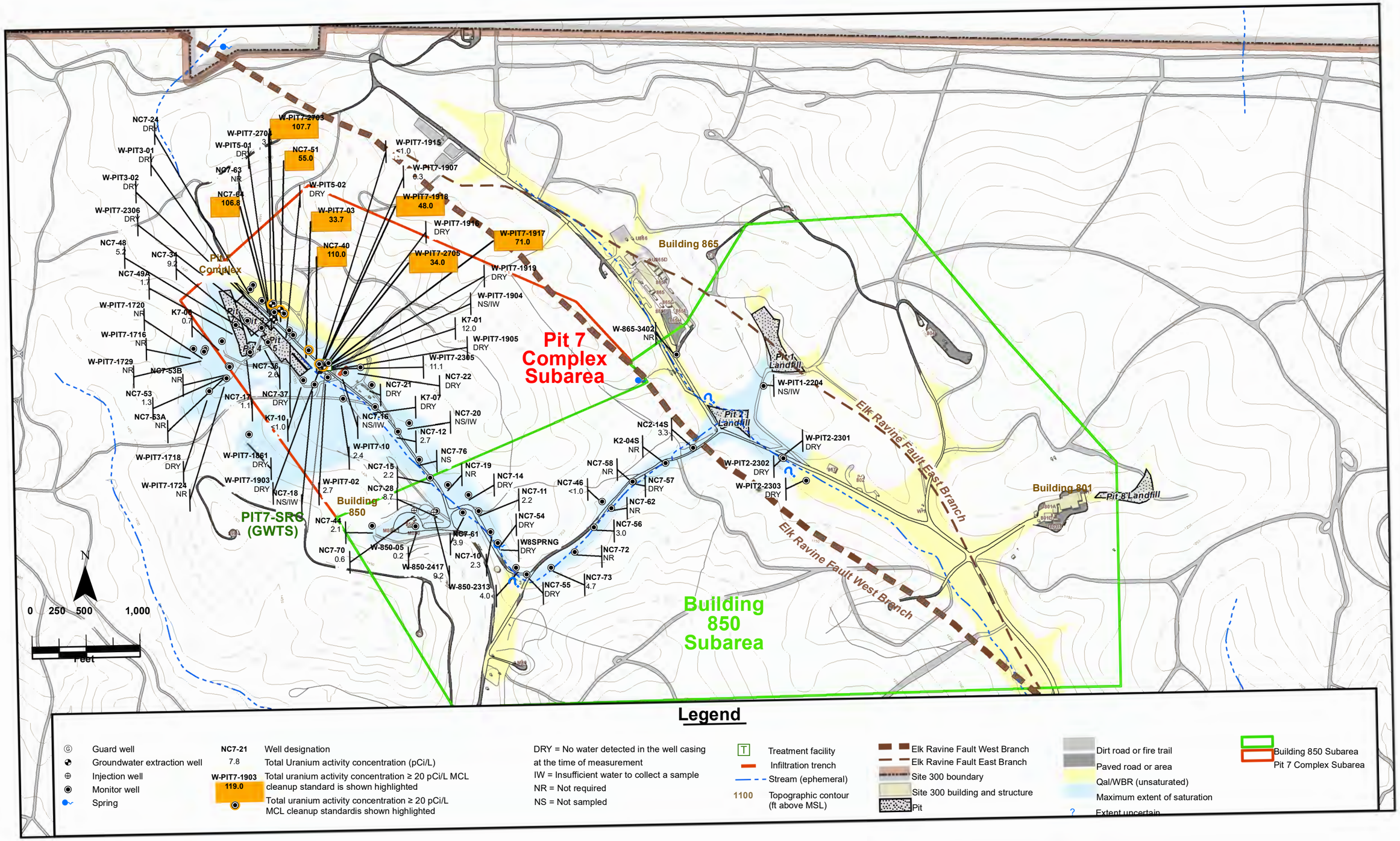

Figure 2.5-6. Building 850 and Pit 7 Complex subarea map showing groundwater uranium activity concentrations for the Qal/WBR hydrostratigraphic unit, first semester 2021.

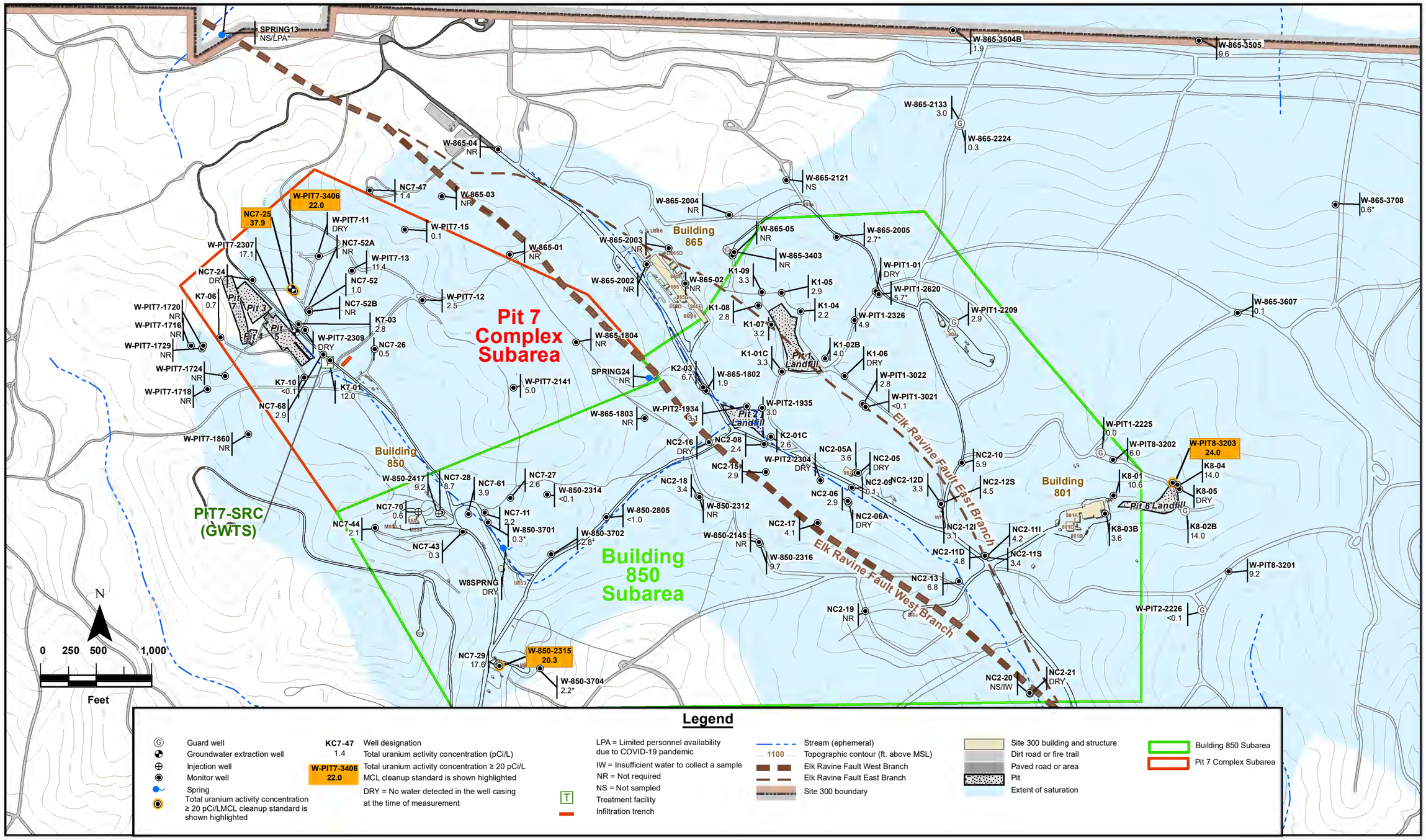

Figure 2.5-7. Building 850 and Pit 7 Complex subarea map showing groundwater uranium activity concentrations for the $Tnbs_1/Tnbs_0$ hydrostratigraphic unit, first semester 2021.

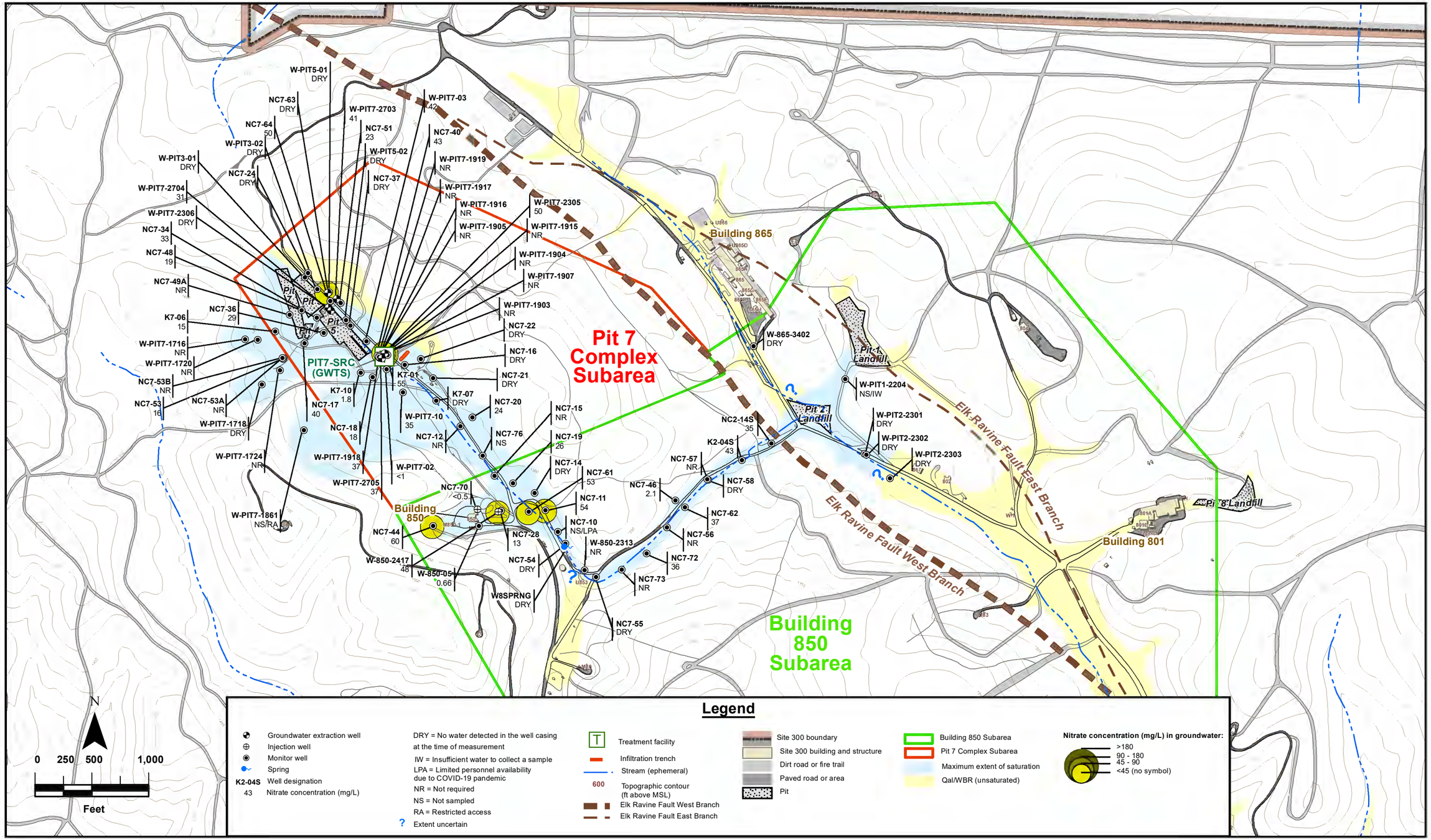

Figure 2.5-8. Building 850 and Pit 7 Complex subarea map showing nitrate concentrations for the Qal/WBR hydrostratigraphic unit, first semester 2021.

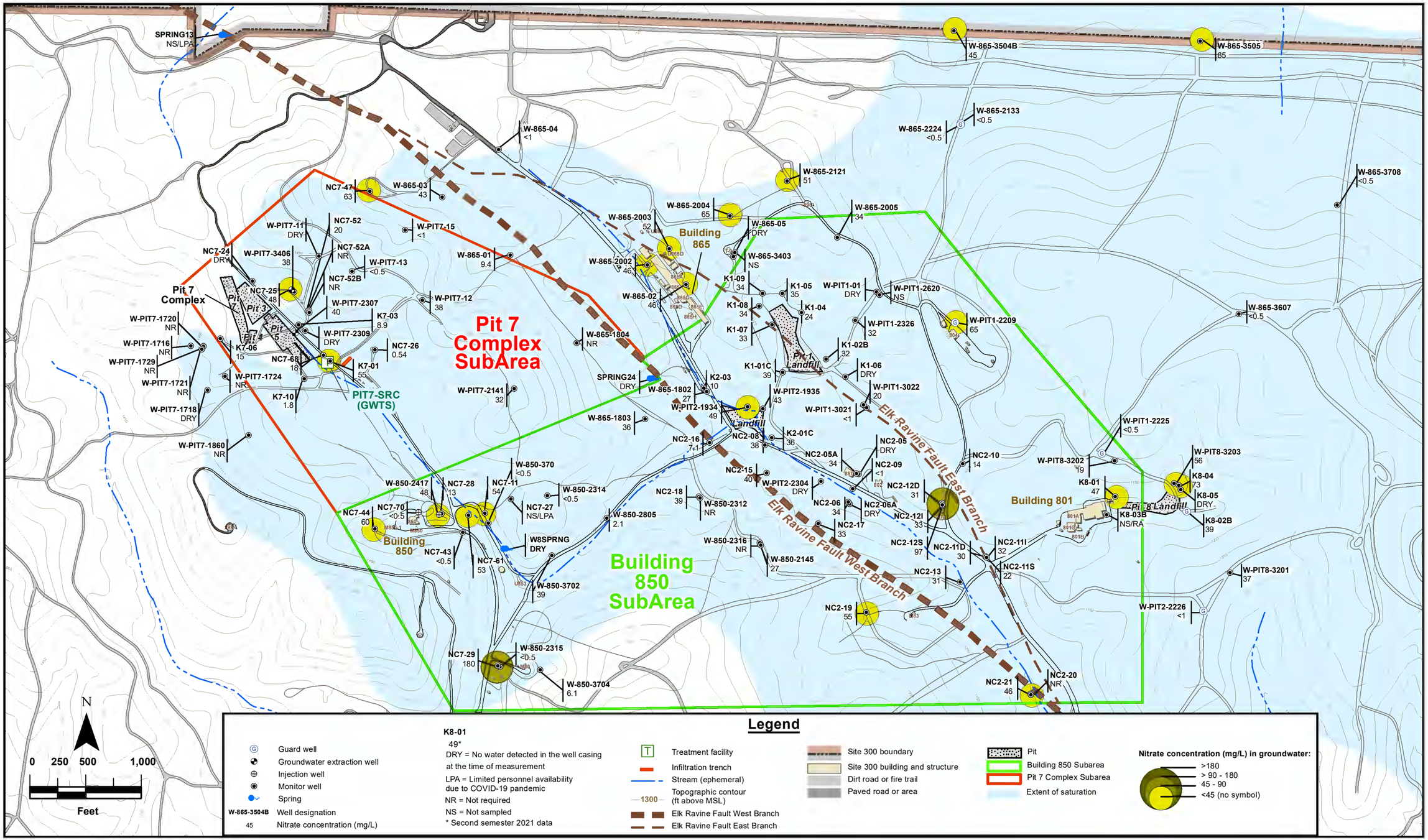

Figure 2.5-9. Building 850 and Pit 7 Complex subarea map showing nitrate concentrations for the $Tnbs_1/Tnbs_0$ hydrostratigraphic unit, first semester 2021.

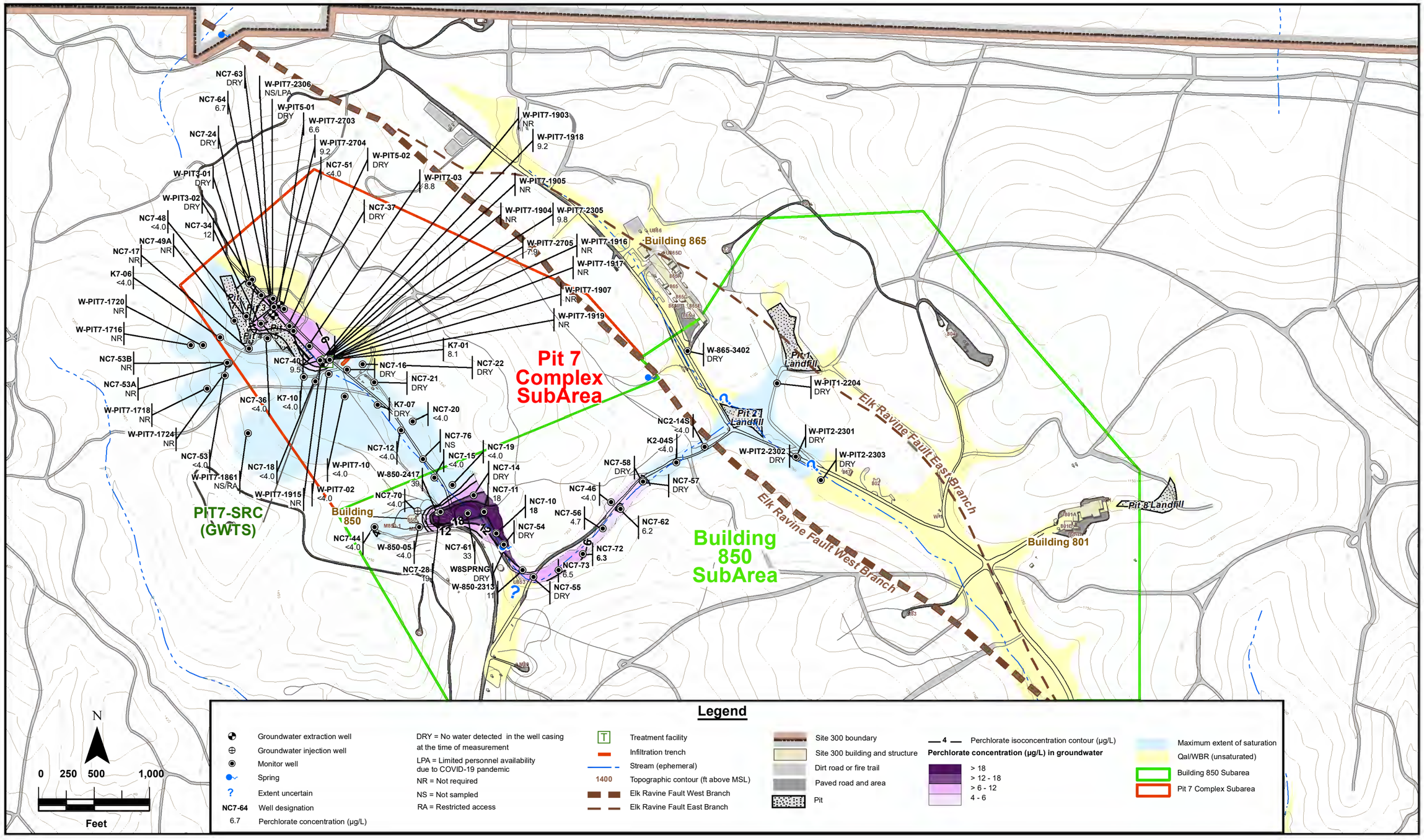

Figure 2.5-10. Building 850 and Pit 7 Complex subarea perchlorate isoconcentration contour map for the Qal/WBR hydrostratigraphic unit, first semester 2021.

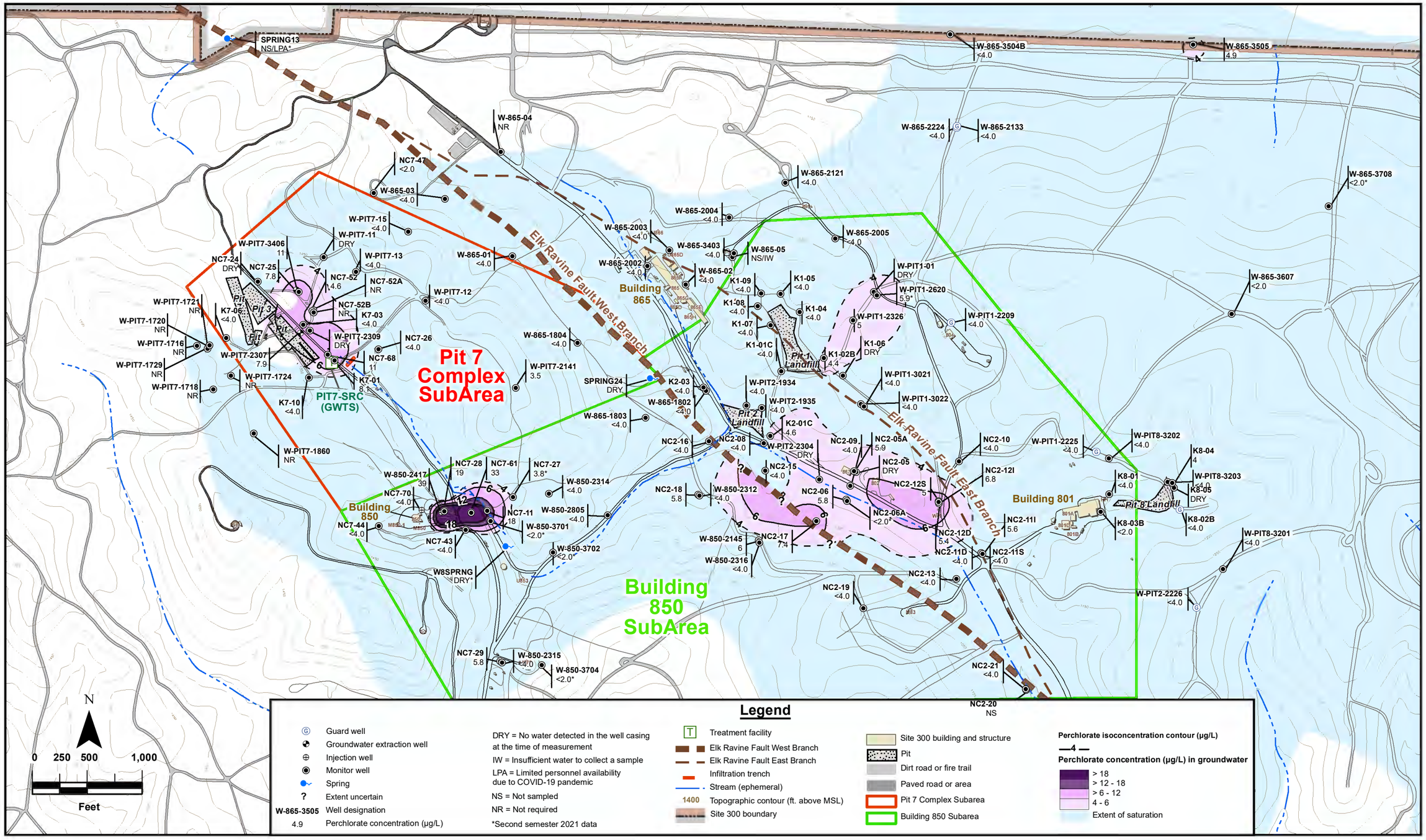

Figure 2.5-11. Building 850 and Pit 7 Complex subarea perchlorate isoconcentration contour map for the $Tnbs_1/Tnbs_0$ hydrostratigraphic unit, first semester 2021.

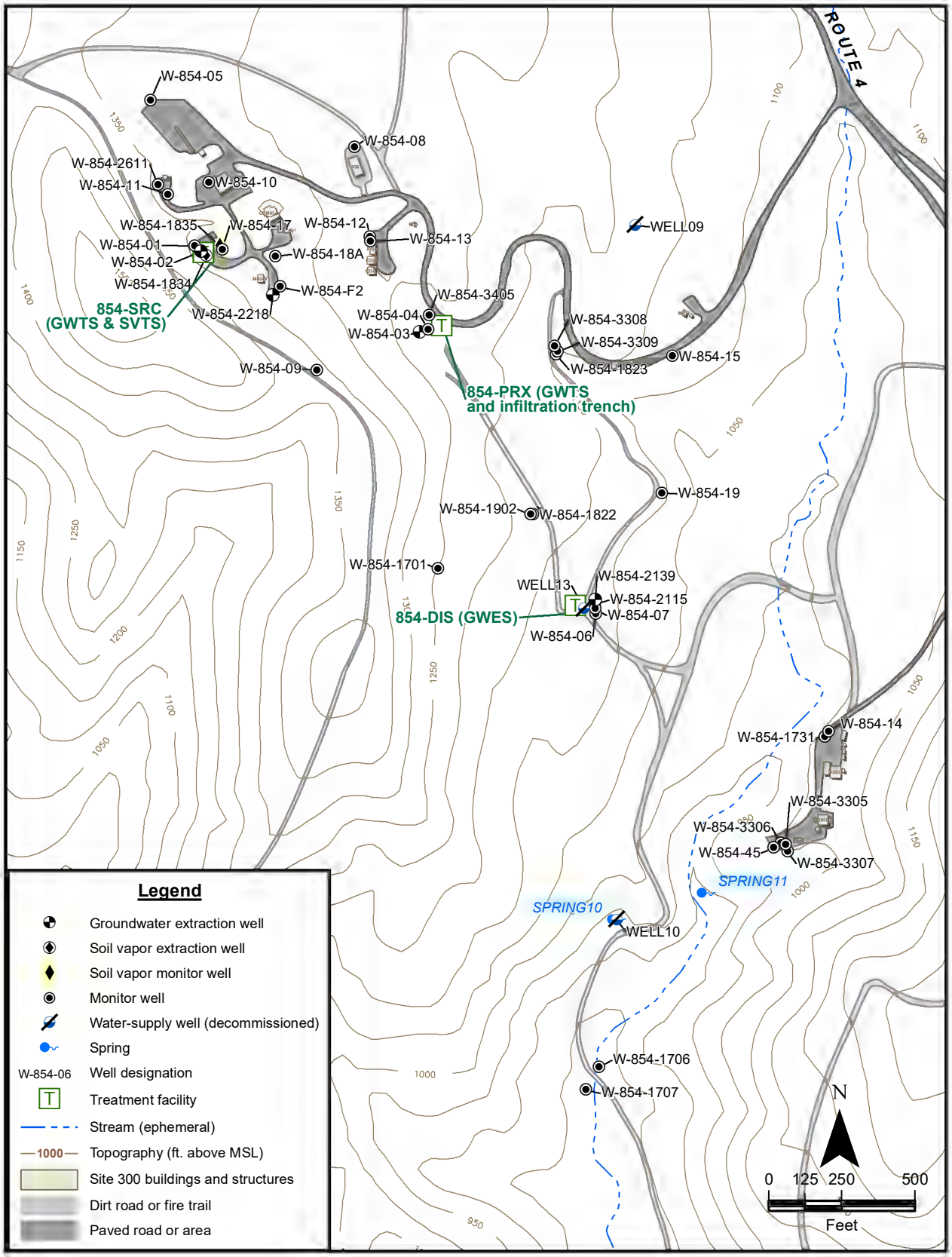

Figure 2.6-1. Building 854 Operable Unit site map showing monitor and extraction wells, and treatment facilities, second semester 2021.

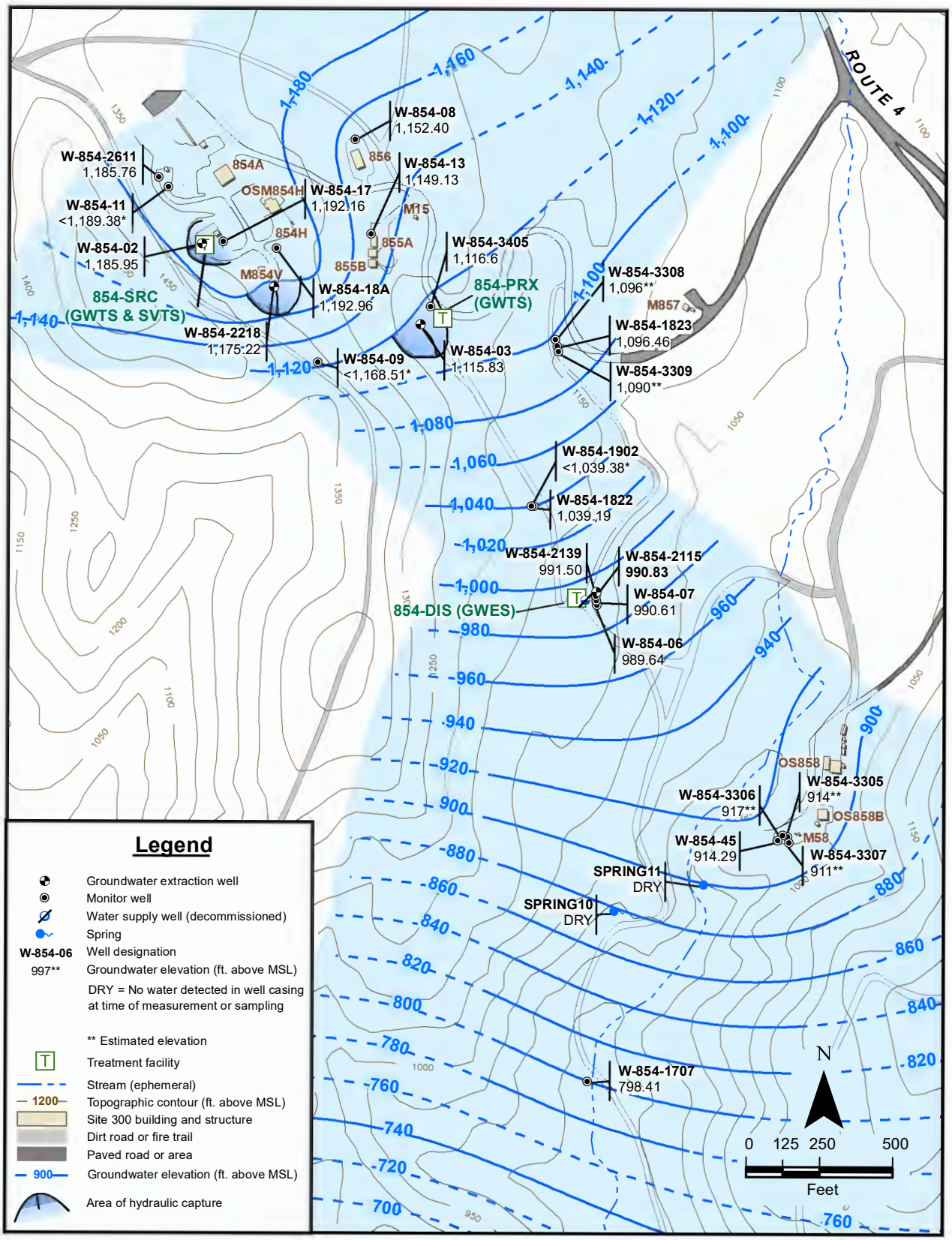

Figure 2.6-2. Building 854 Operable Unit groundwater potentiometric surface map for the $Tnbs_1/Tnsc_0$ hydrostratigraphic unit, second semester 2021.

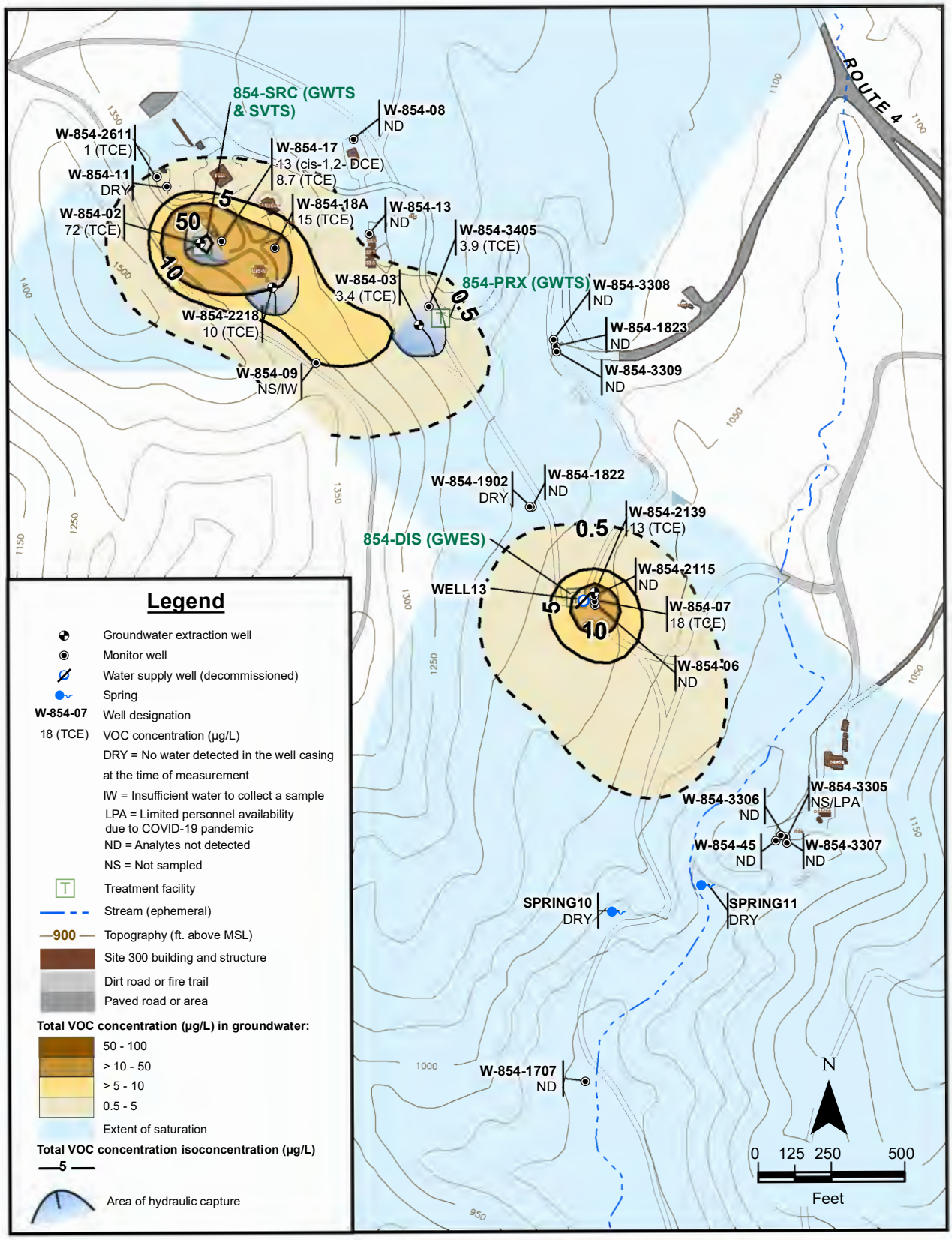

Figure 2.6-3. Building 854 Operable Unit total VOC isoconcentration contour map and individual VOC concentrations for the $Tnbs_1/Tnsc_0$ hydrostratigraphic unit, second semester 2021.

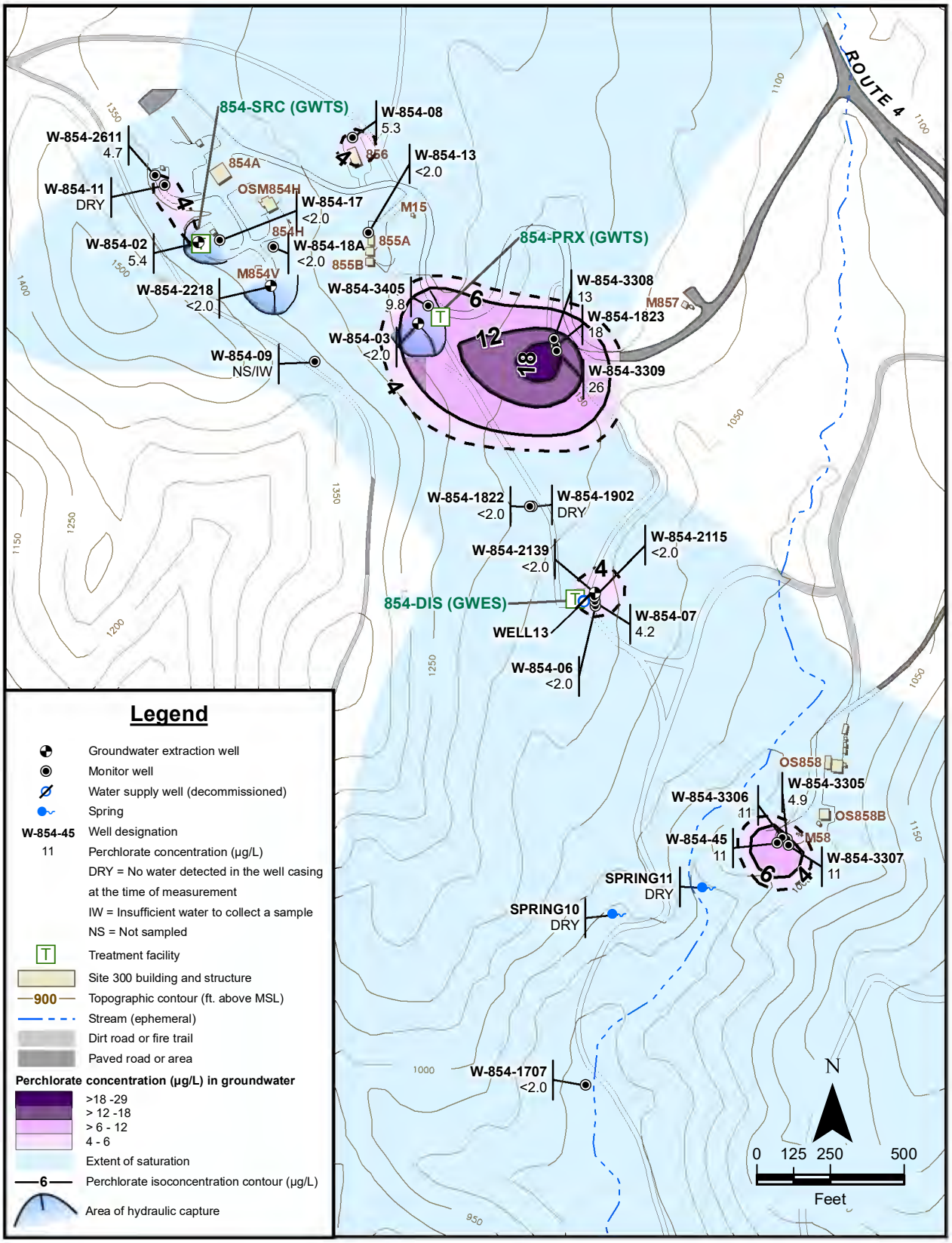

Figure 2.6-4. Building 854 Operable Unit perchlorate isoconcentration contour map for the $Tnbs_1/Tnsc_0$ hydrostratigraphic unit, second semester 2021.

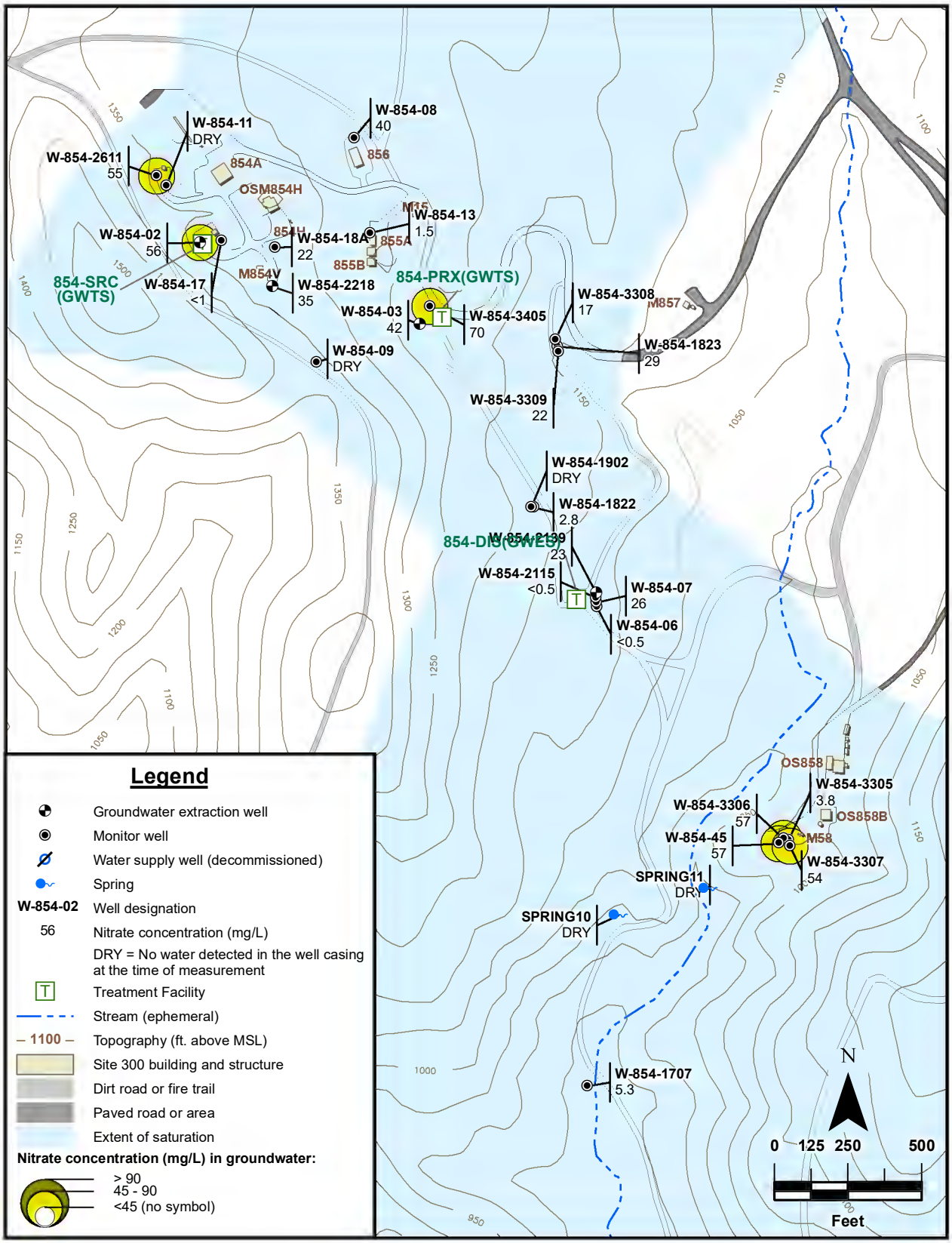

Figure 2.6-5. Building 854 Operable Unit map showing nitrate concentrations for the $Tnbs_1/Tnsc_0$ hydrostratigraphic unit, first semester 2021.

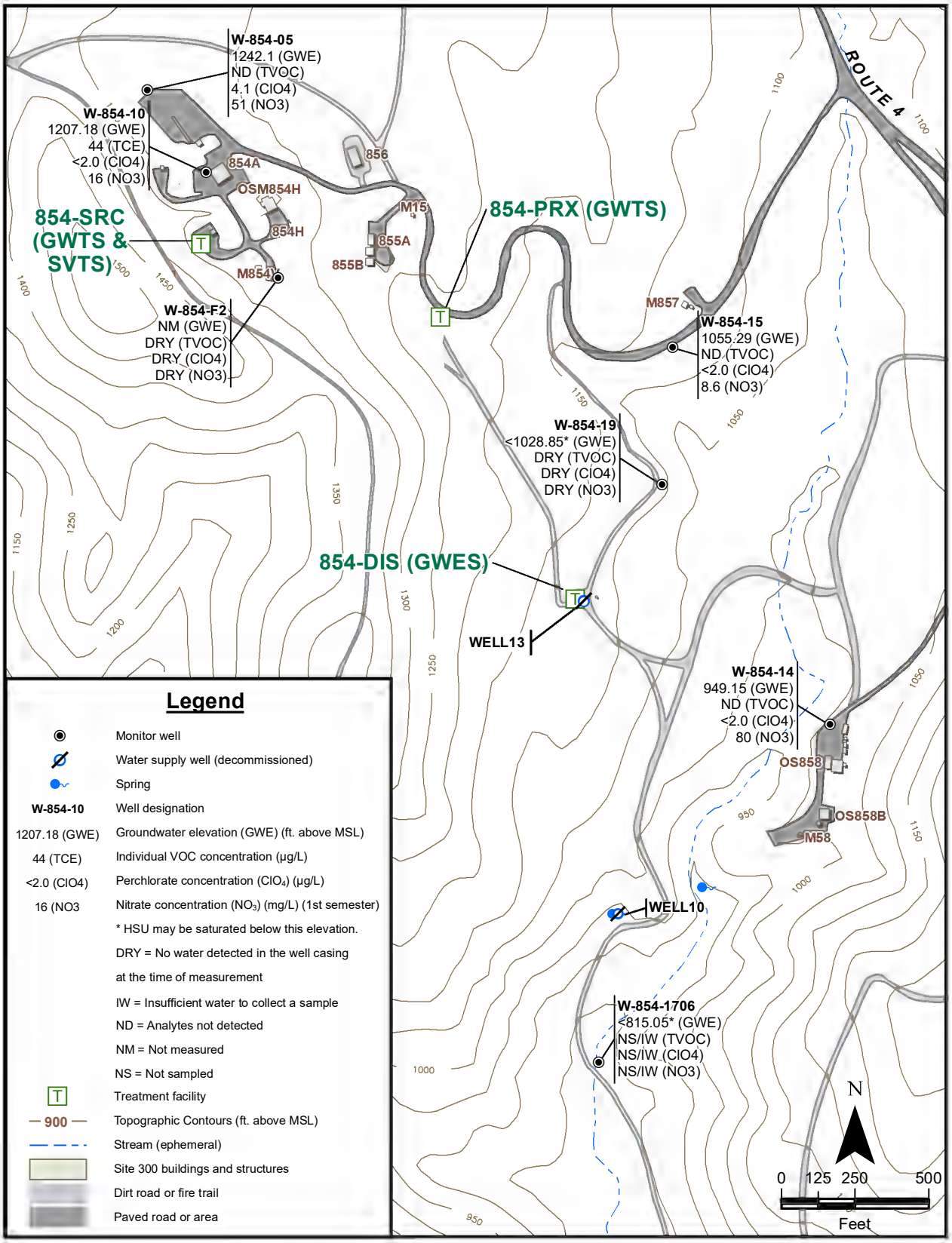

Figure 2.6-6. Building 854 Operable Unit map showing groundwater elevations and total VOC, perchlorate, and nitrate concentrations for the combined Qls and $Tnbs_1$ hydrostratigraphic units, first and second semesters 2021.

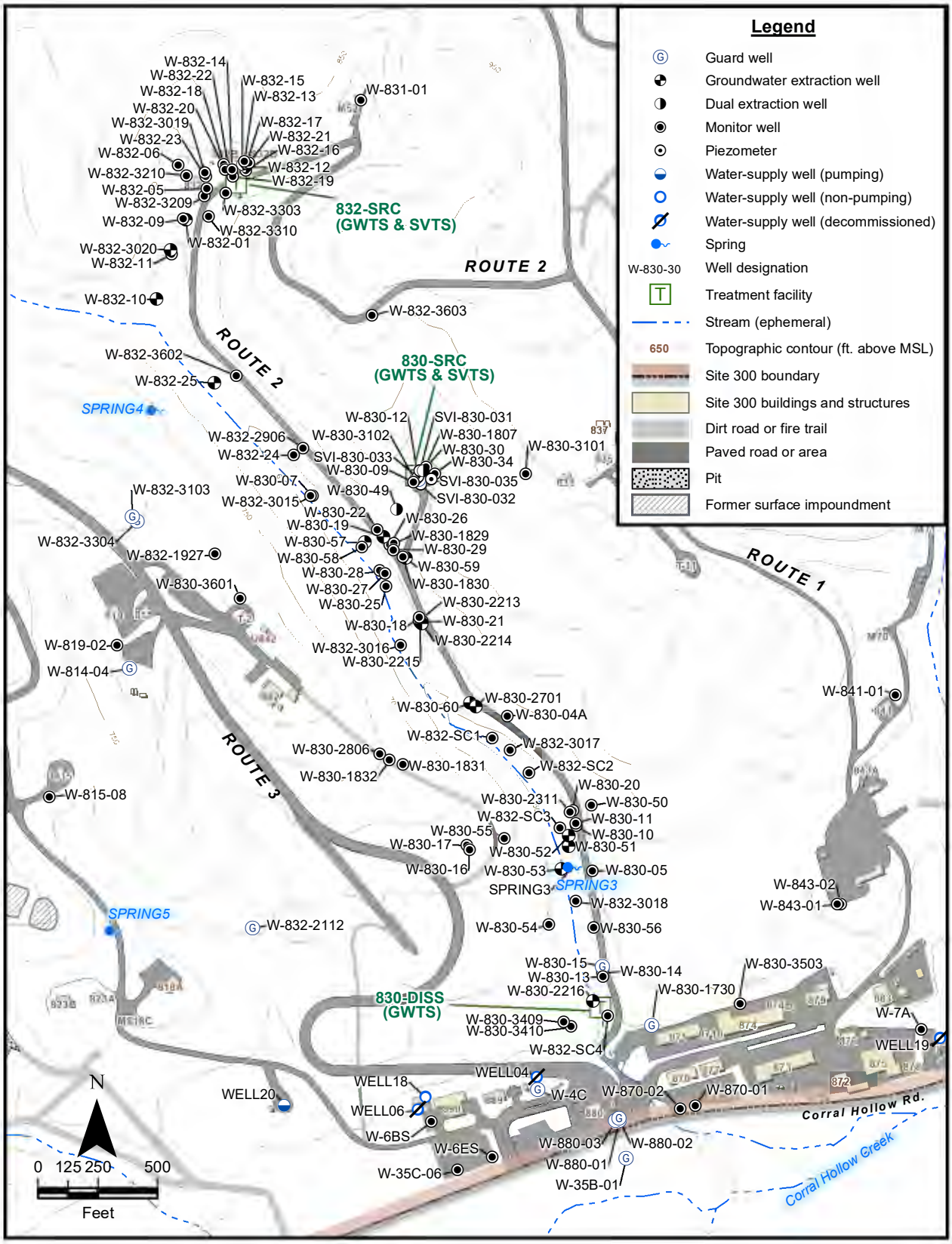

Figure 2.7-1. Building 832 Canyon Operable Unit site map showing monitor, extraction, and water-supply wells, and treatment facilities, second semester 2021.

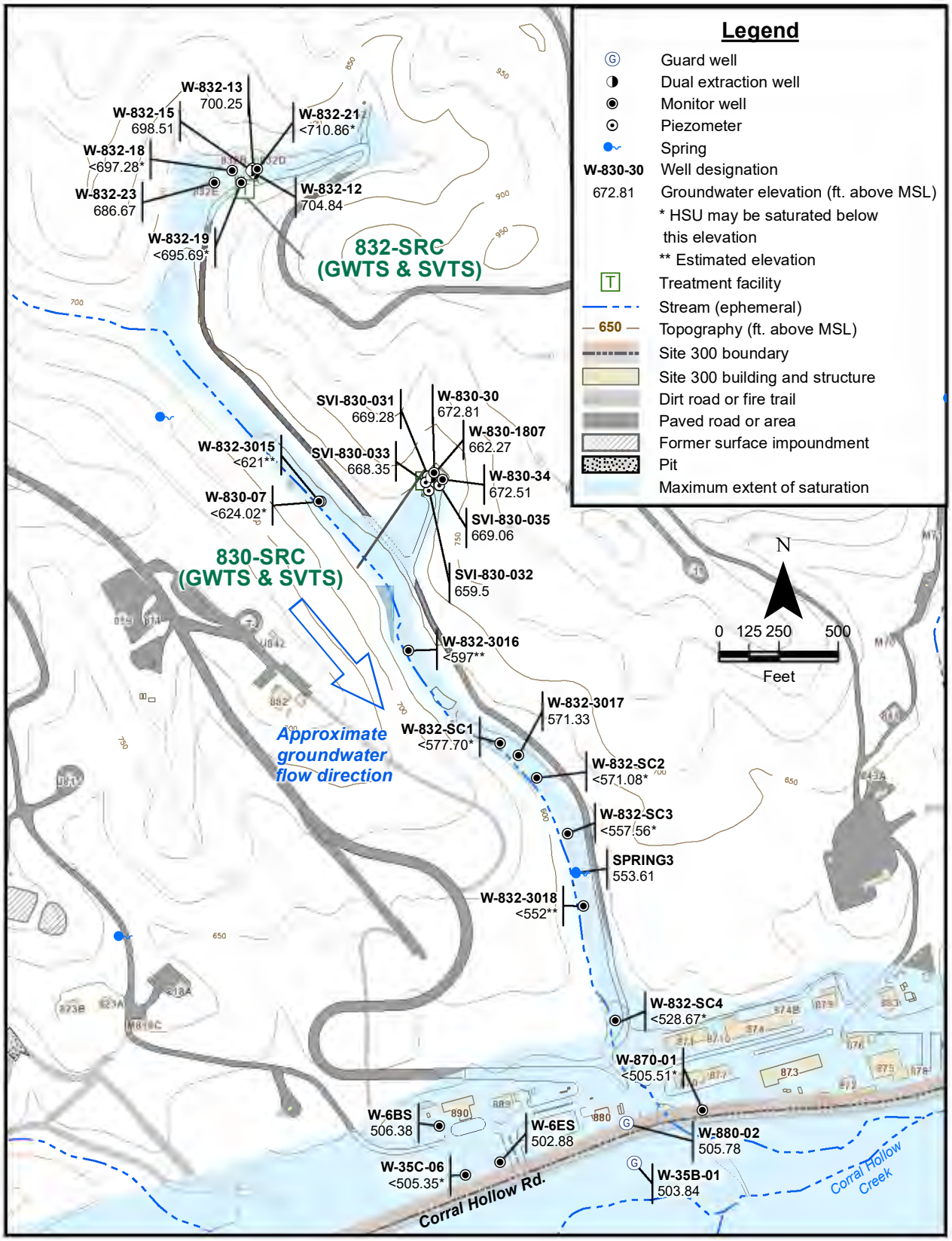

Figure 2.7-2. Building 832 Canyon Operable Unit map showing groundwater elevations and groundwater flow direction for the Qal/WBR hydrostratigraphic unit, second semester 2021.

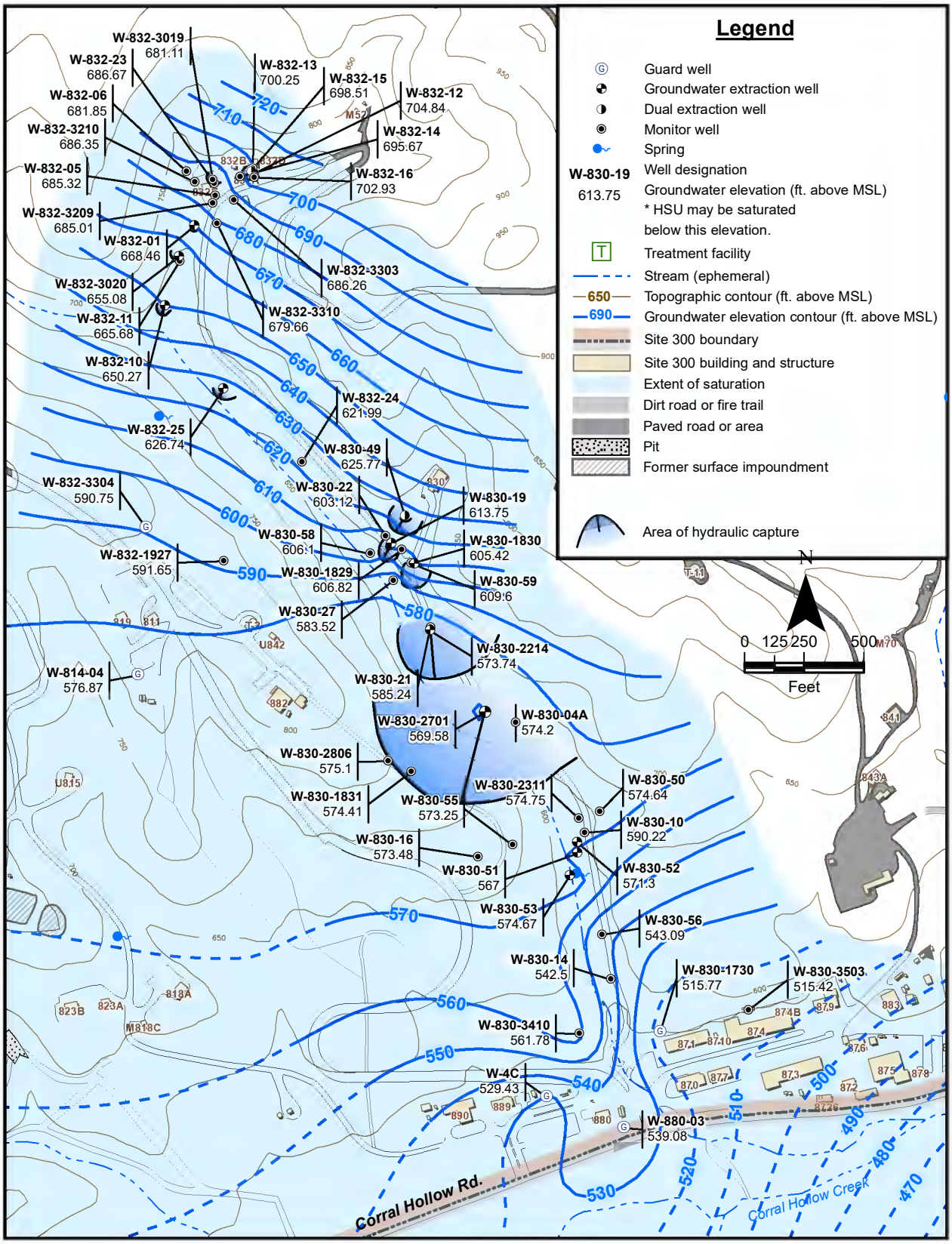

Figure 2.7-3. Building 832 Canyon Operable Unit groundwater potentiometric surface map for the $Tnsc_{1ab}$ hydrostratigraphic unit, second semester 2021.

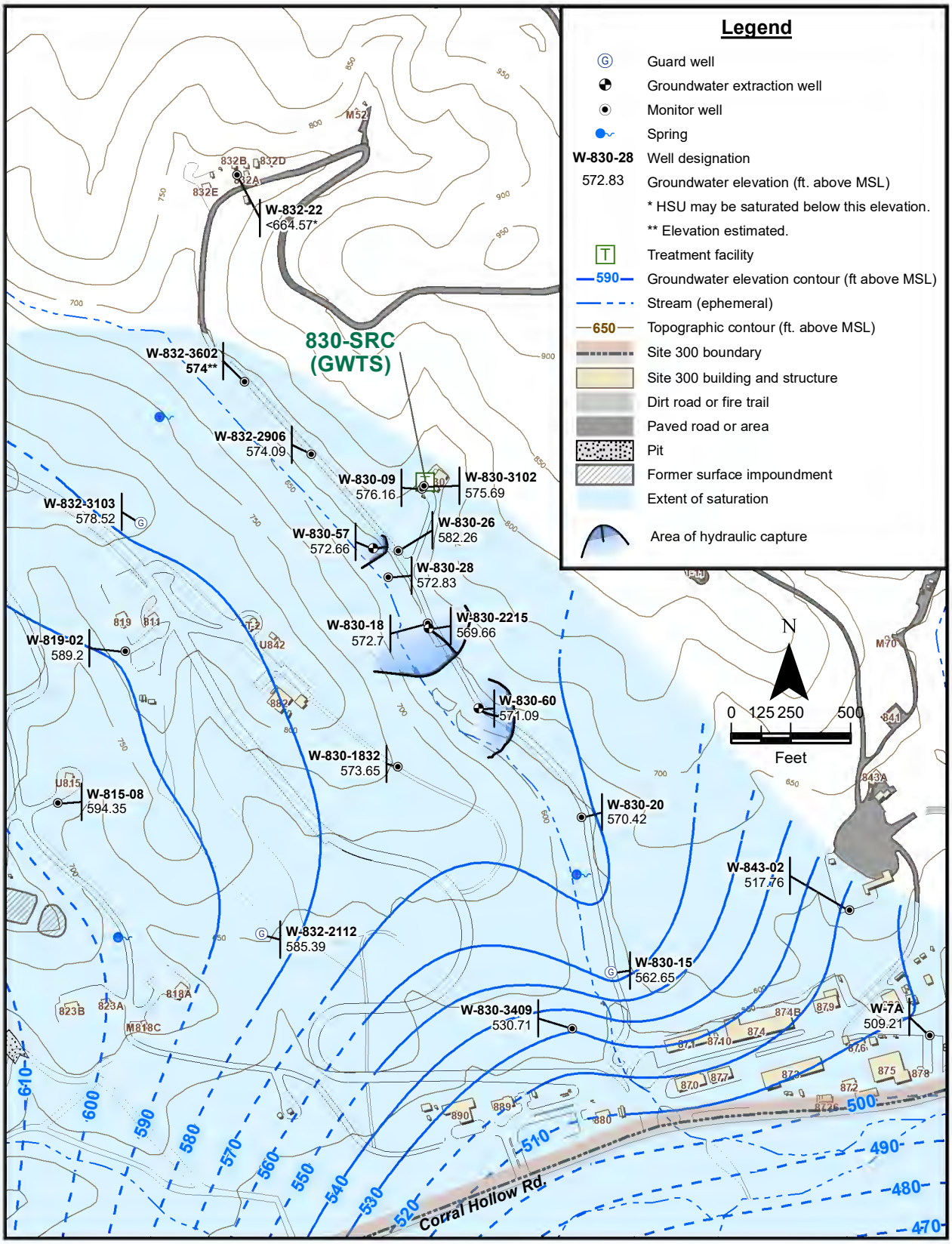

Figure 2.7-4. Building 832 Canyon Operable Unit groundwater potentiometric surface map for the Upper Tnbs$_1$ hydrostratigraphic unit, second semester 2021.

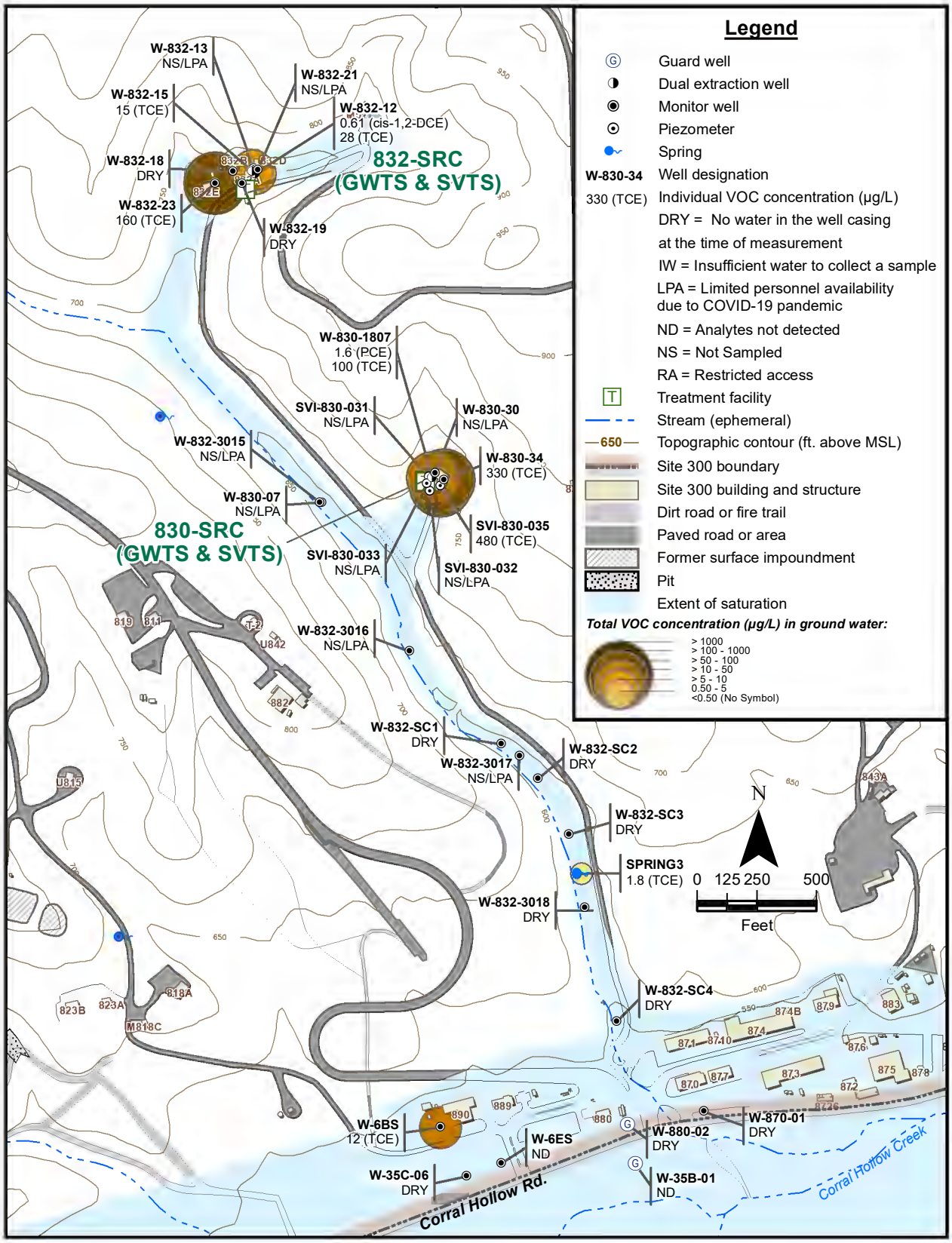

Figure 2.7-5. Building 832 Canyon Operable Unit map showing individual VOC concentrations for the Qal/WBR hydrostratigraphic unit, second semester 2021.

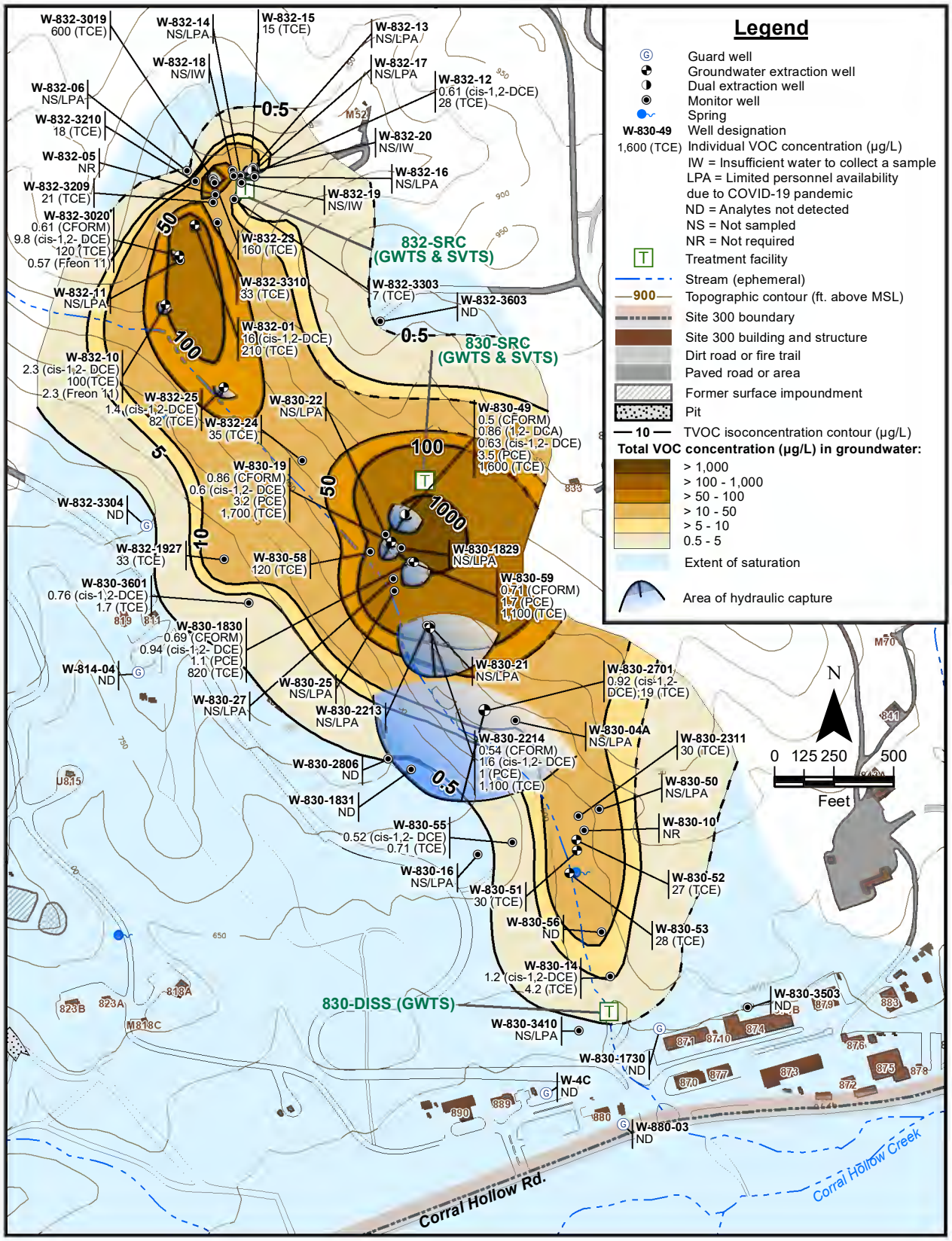

Figure 2.7-6. Building 832 Canyon Operable Unit total VOC isoconcentration contour map and individual VOC concentrations for the $Tnsc_{1a/b}$ hydrostratigraphic unit, second semester 2021.

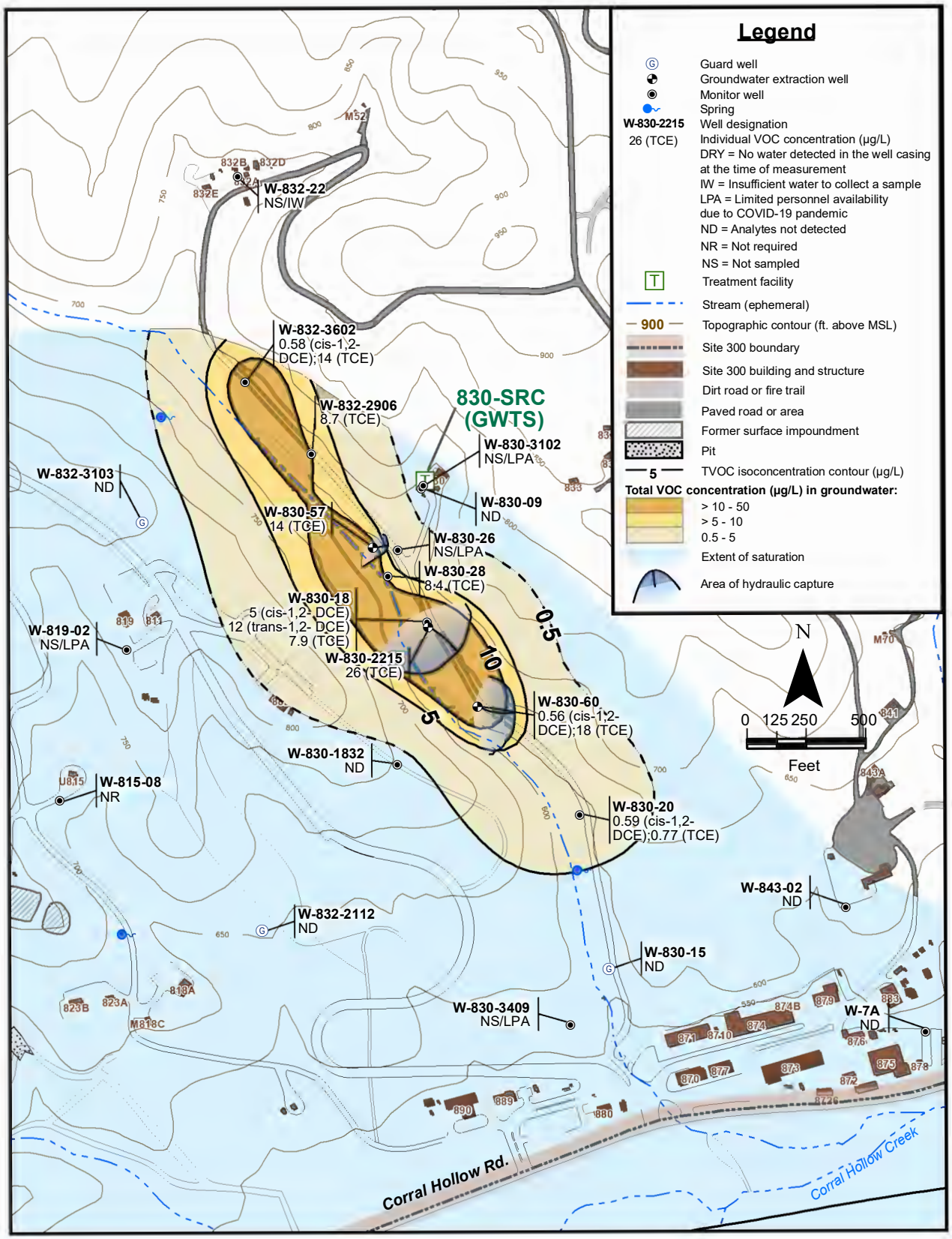

Figure 2.7-7. Building 832 Canyon Operable Unit total VOC isoconcentration contour map and individual VOC concentrations for the Upper $Tnbs_1$ hydrostratigraphic unit, second semester 2021.

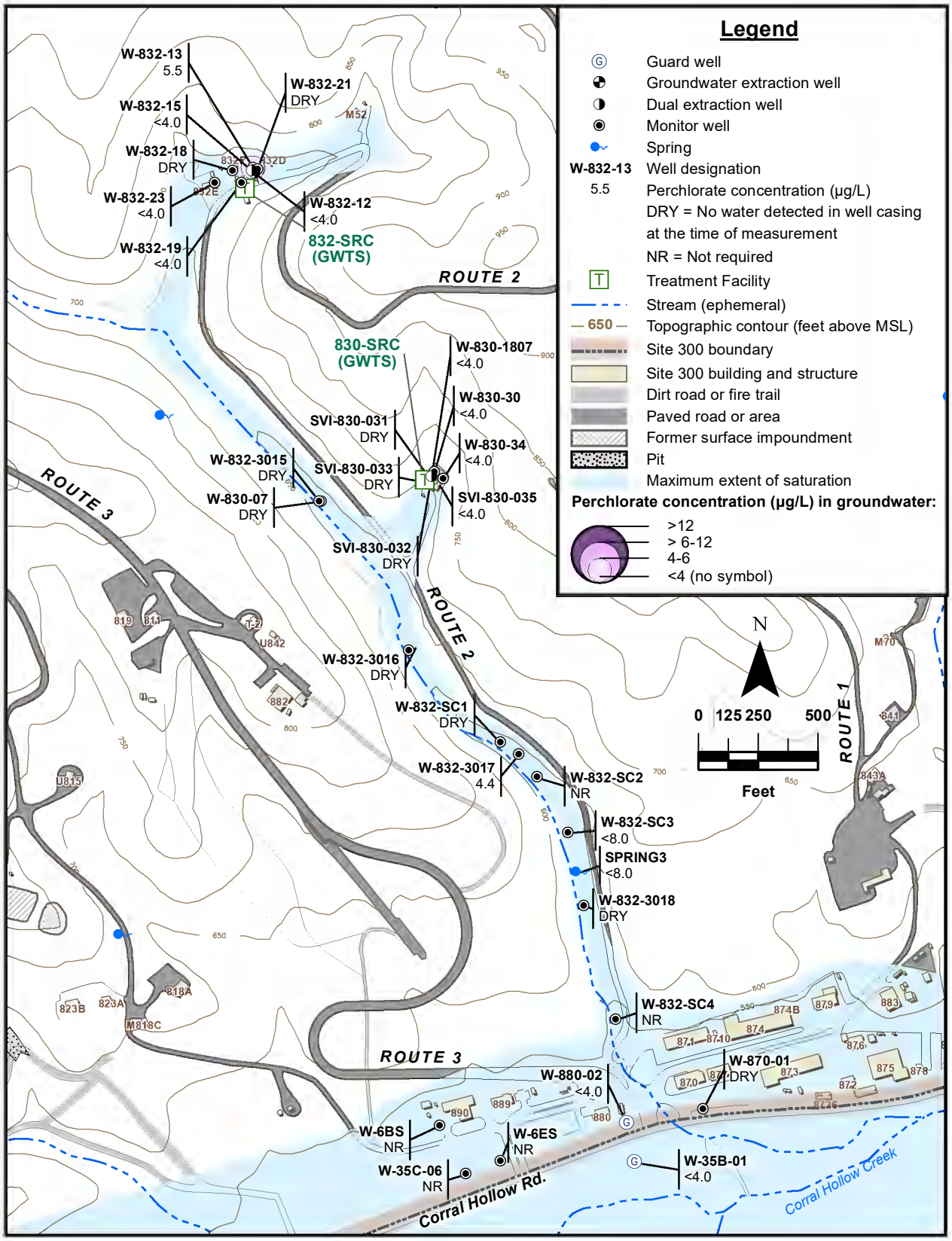

Figure 2.7-8. Building 832 Canyon Operable Unit map showing perchlorate concentrations for the Qal/WBR hydrostratigraphic unit, first semester 2021.

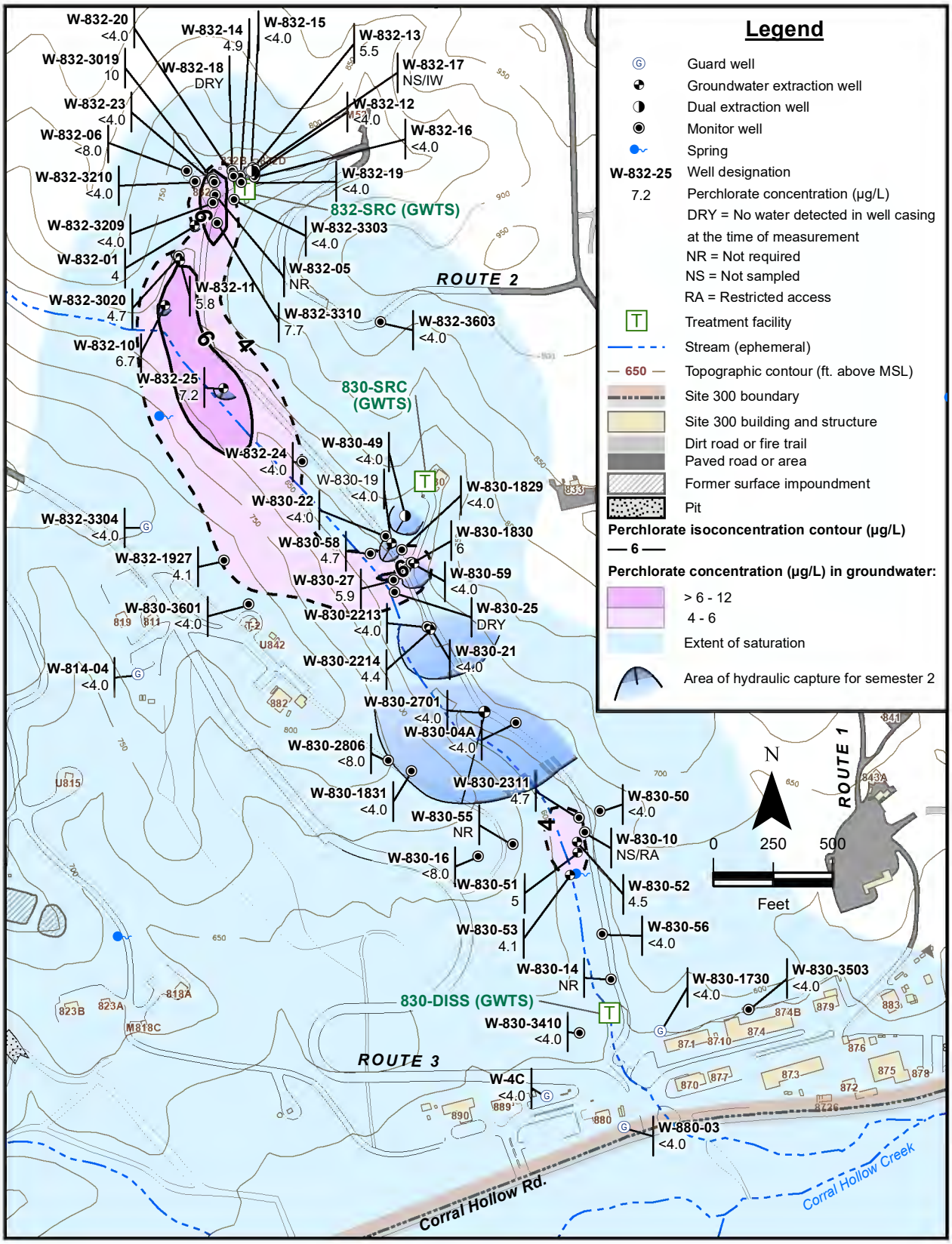

Figure 2.7-9. Building 832 Canyon Operable Unit perchlorate isoconcentration contour map for the $Tnsc_{1ab}$ hydrostratigraphic unit, first semester 2021.

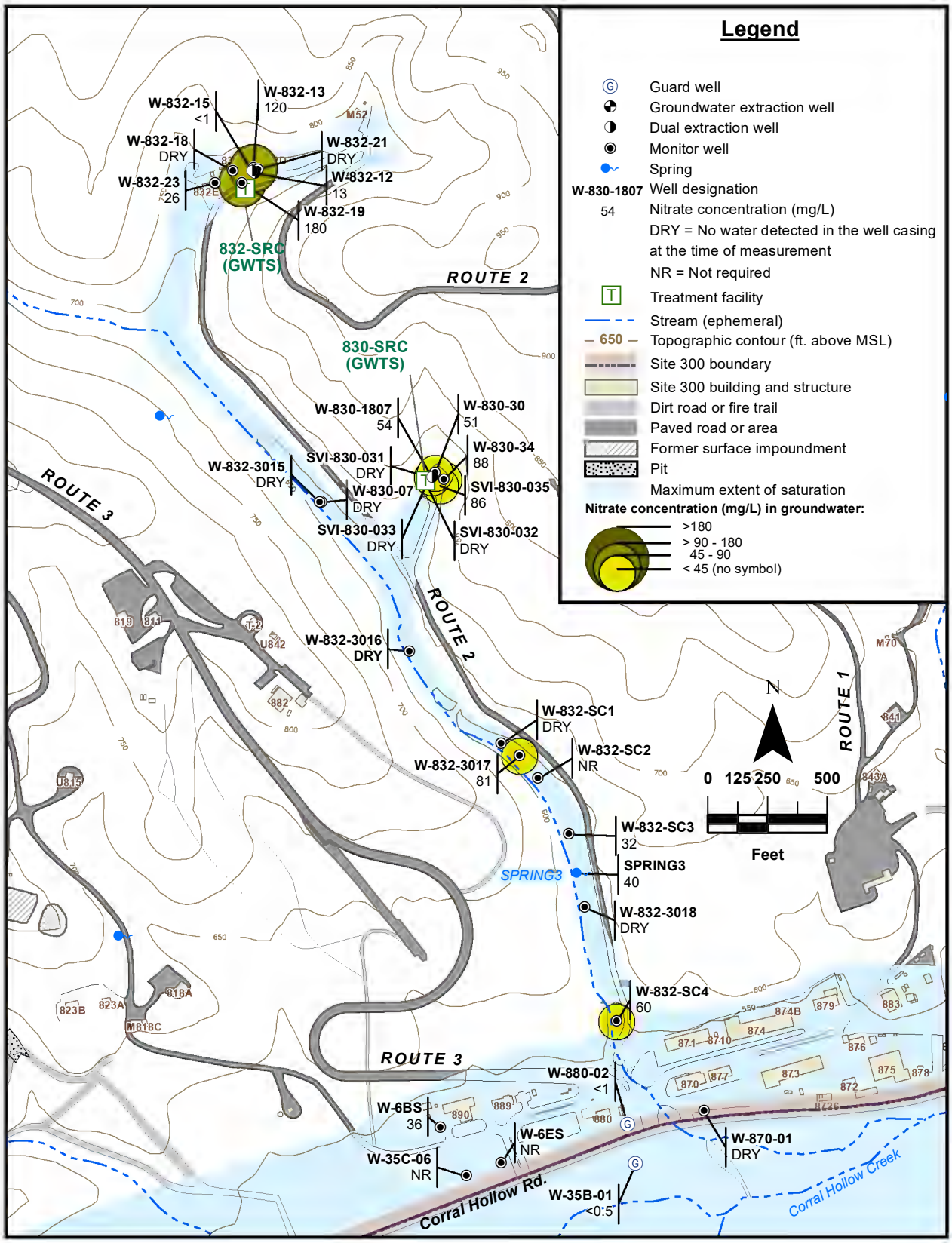

Figure 2.7-10. Building 832 Canyon Operable Unit map showing nitrate concentrations for the Qal/WBR hydrostratigraphic unit, first semester 2021.

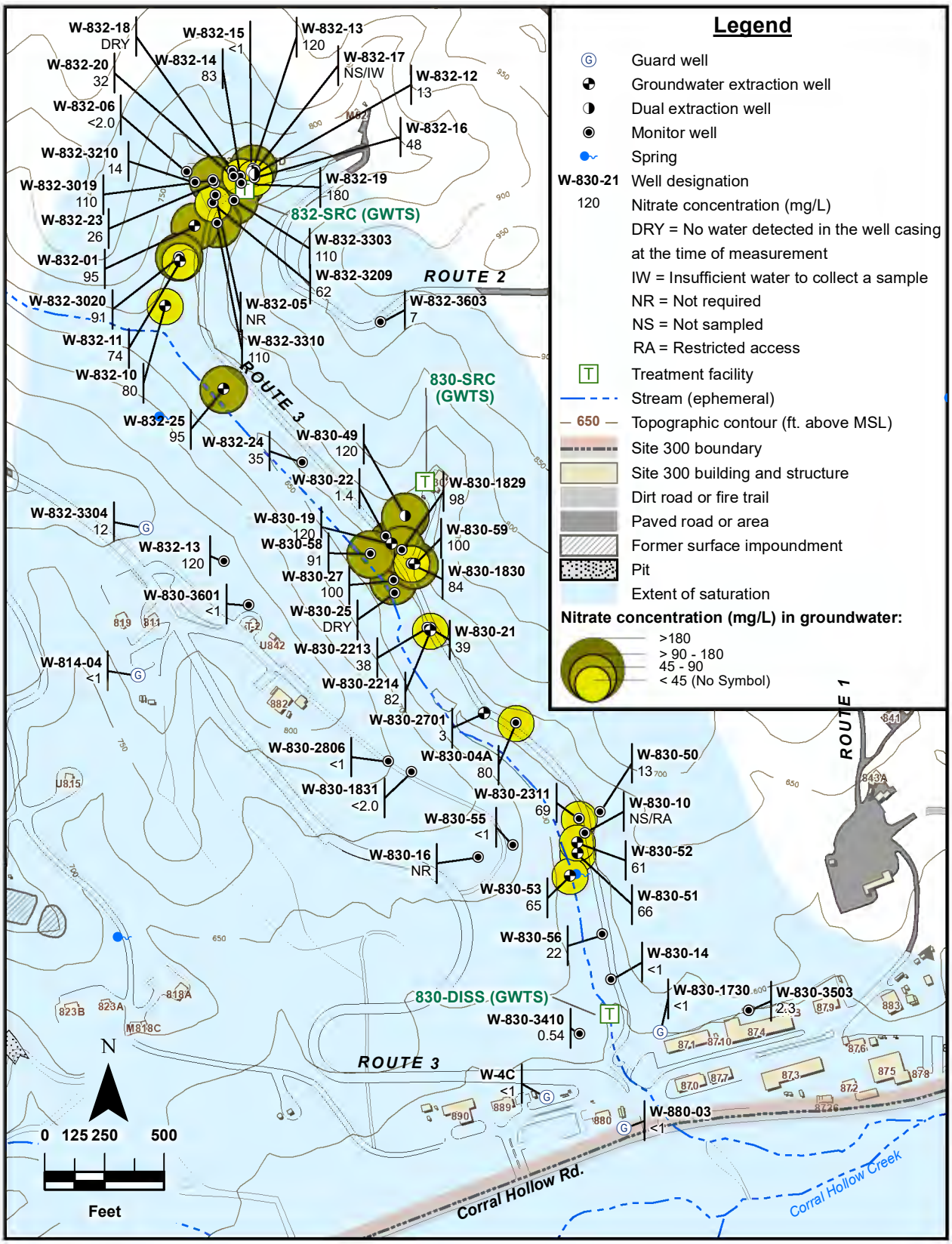

Figure 2.7-11. Building 832 Canyon Operable Unit map showing nitrate concentrations for the $Tnsc_{1ab}$ hydrostratigraphic unit, first semester 2021.

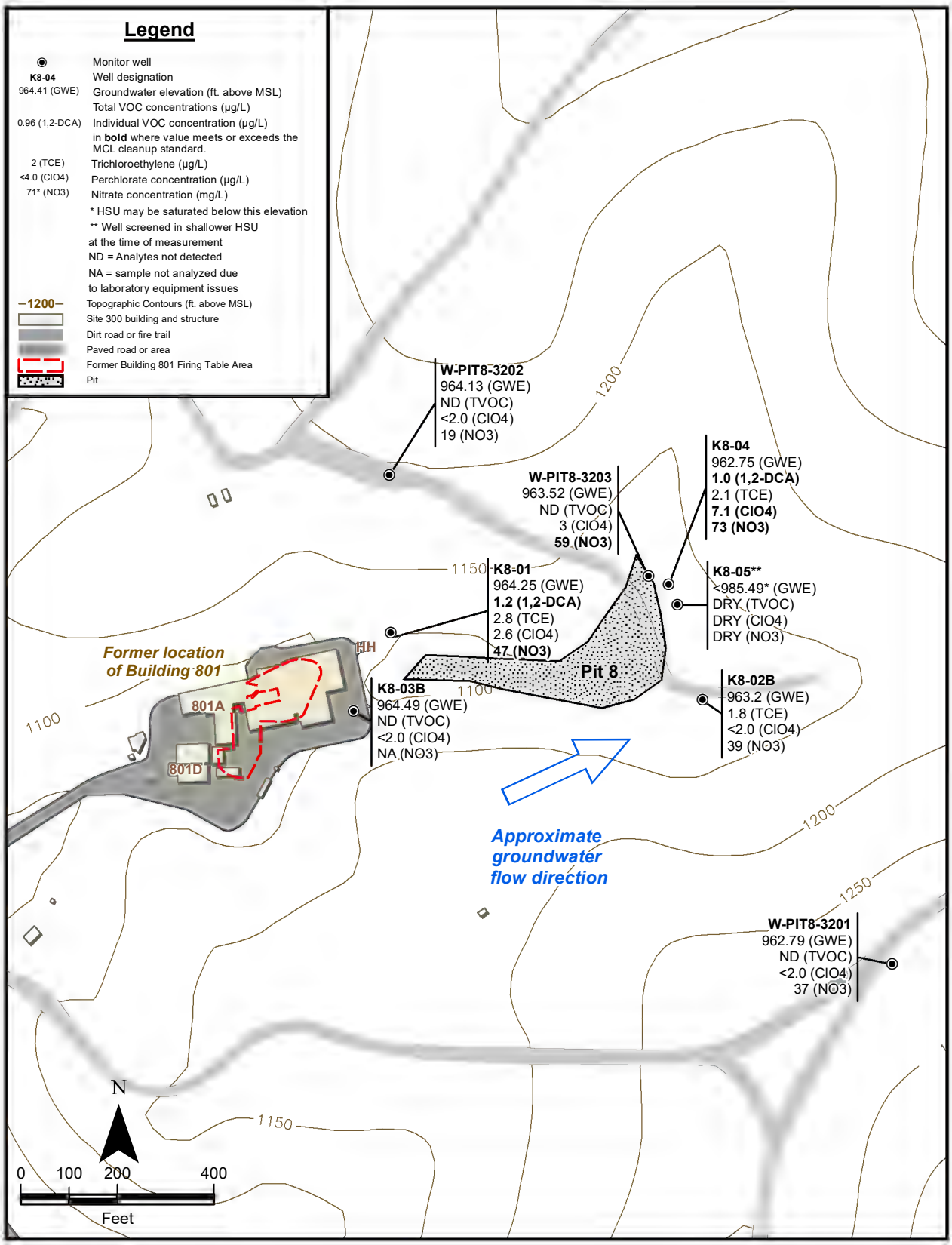

Figure 2.8-1. Building 801 Firing Table and Pit 8 Landfill site map showing monitor well locations, groundwater elevations, approximate groundwater flow direction, and nitrate, perchlorate and individual VOC concentrations for the $Tnbs_1/Tnbs_0$ hydrostratigraphic unit, first and second semesters 2021.

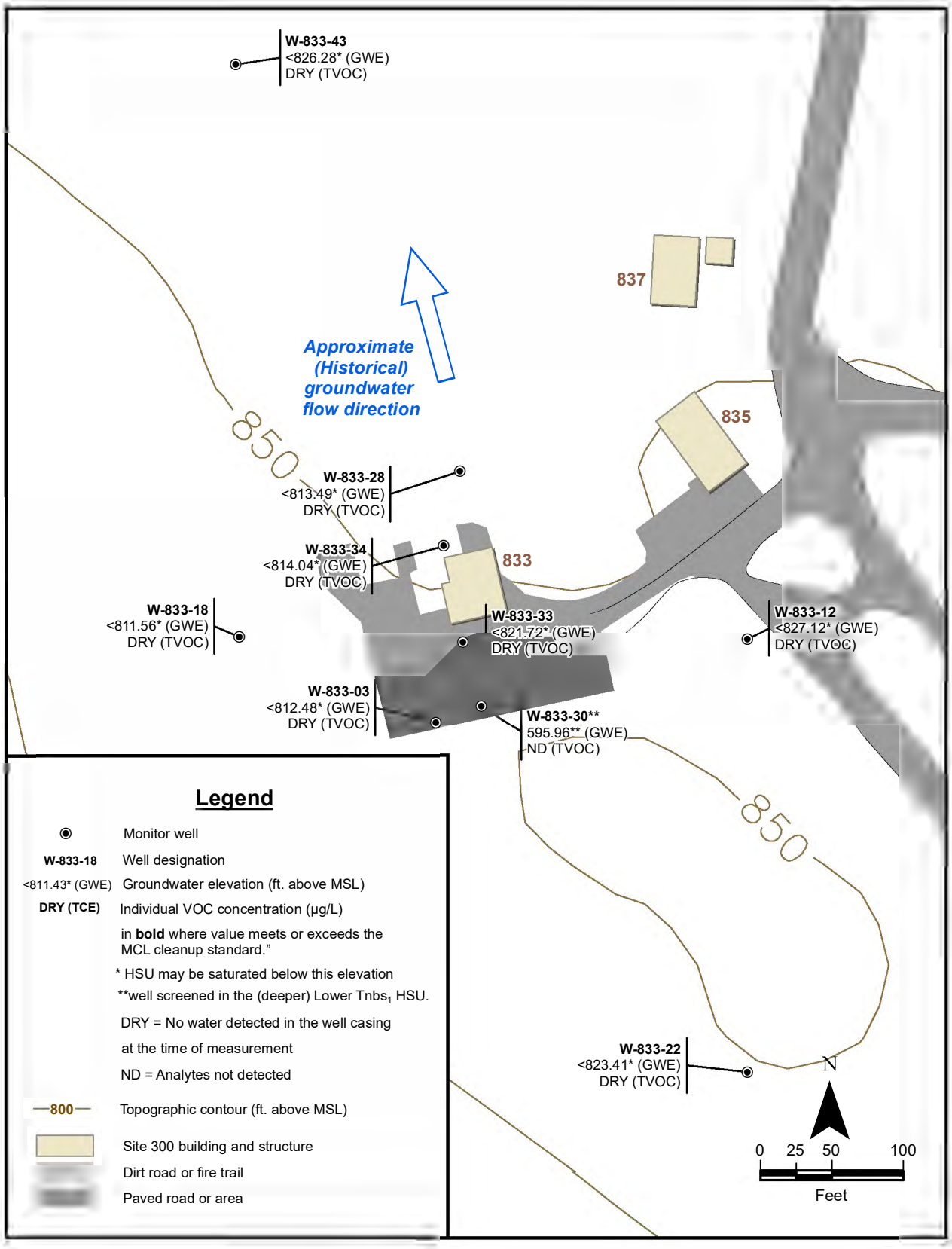

Figure 2.8-2. Building 833 site map showing monitor well locations, groundwater elevations, approximate groundwater flow direction, and individual VOC concentrations for the Tpsg hydrostratigraphic unit, first and second semesters 2021.

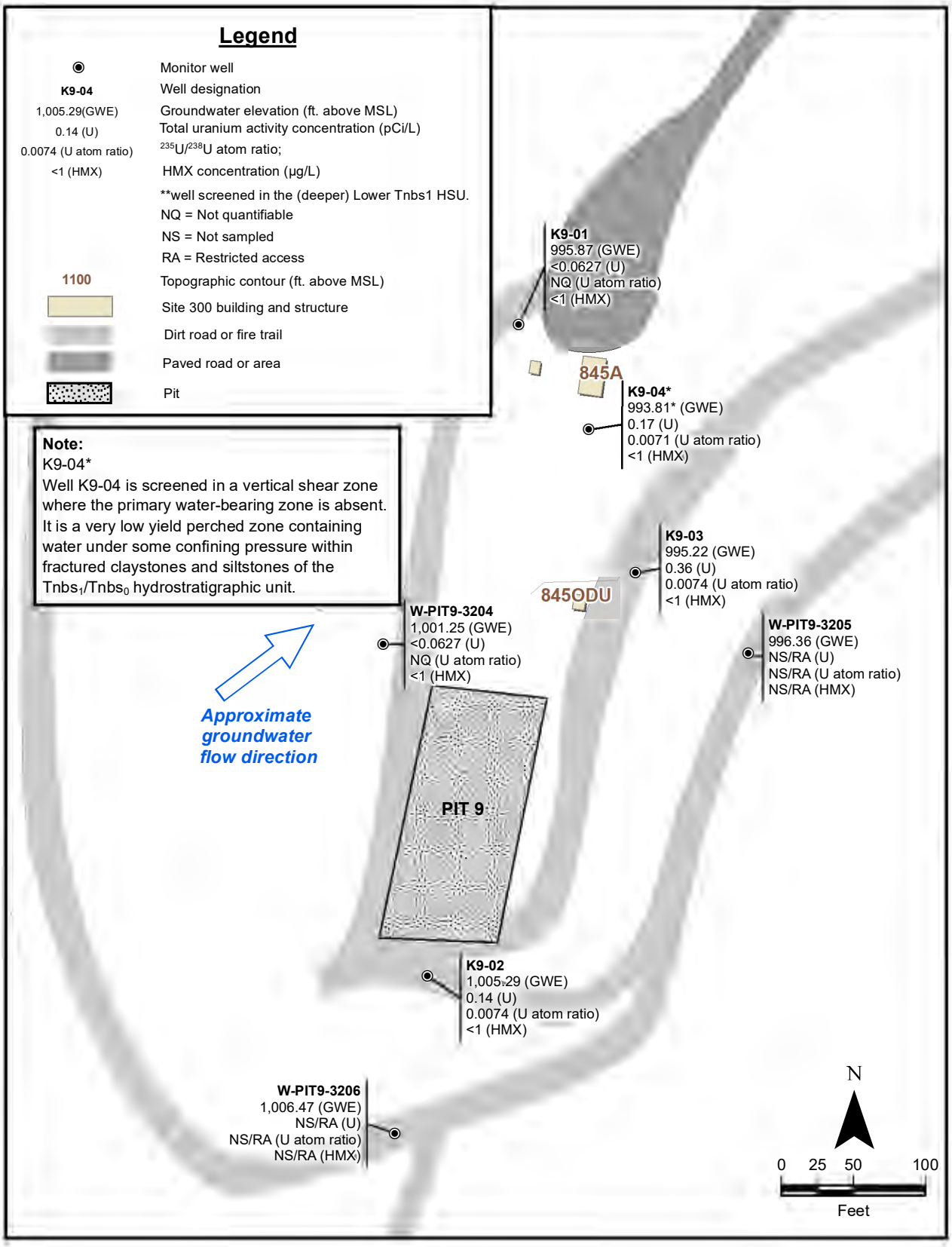

Figure 2.8-3. Building 845 Firing Table and Pit 9 Landfill site map showing monitor well locations, groundwater elevations, approximate groundwater flow direction, High Melting Point Explosive concentrations, uranium activity concentrations, and $^{235}U/^{238}U$ isotope atom ratios for the $Tnbs_1/Tnbs_0$ hydrostratigraphic unit, first and second semesters 2021.

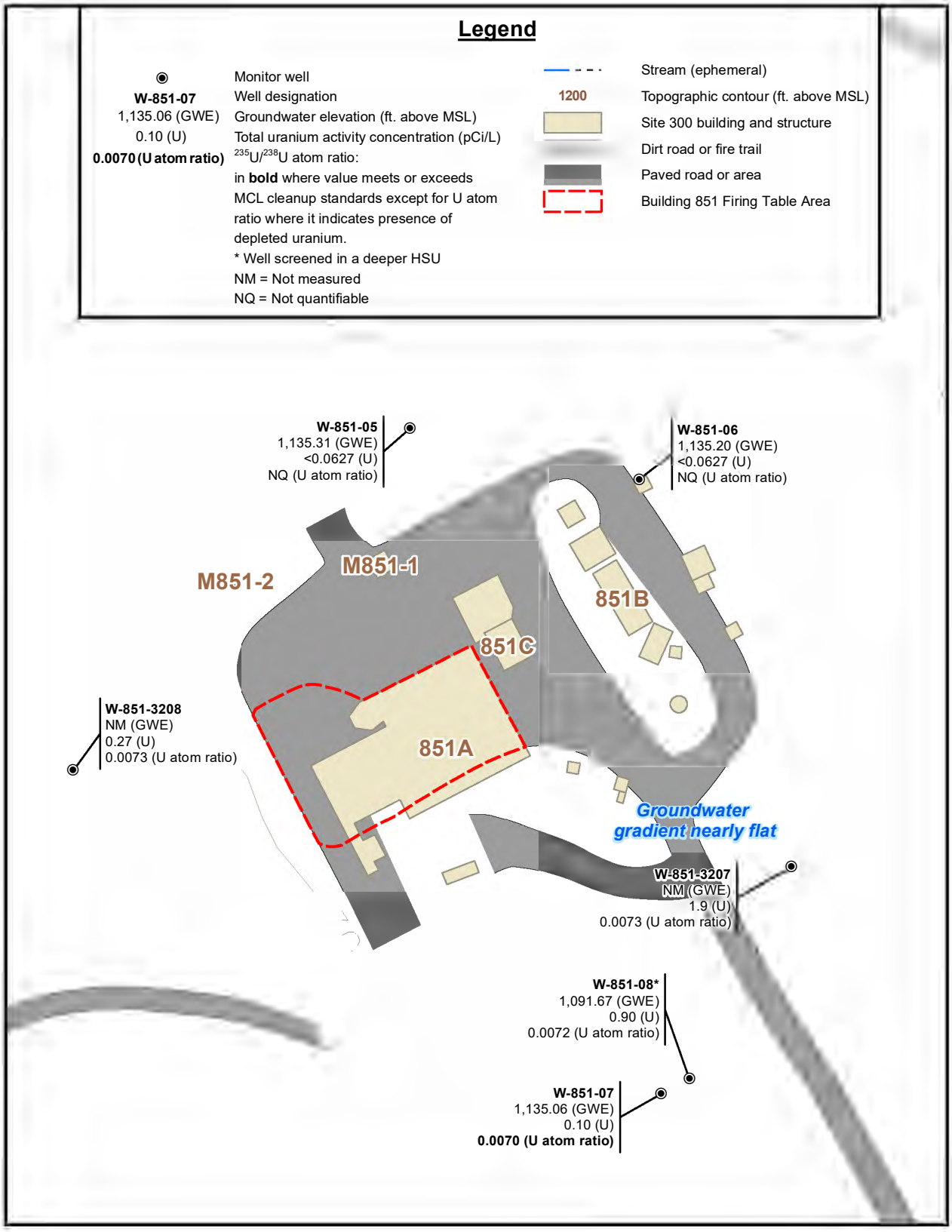

Figure 2.8-4. Building 851 Firing Table site map showing monitor well locations, groundwater elevations, approximate groundwater flow direction, uranium activity concentrations, and $^{235}U/^{238}U$ isotope atom ratios for the Tmss hydrostratigraphic unit, first and second semesters 2021.

Tables

Table Summ-1. Mass removed, January through December 2021.

Treatment Facility	Volume treated		Estimated total mass removed					
	Groundwater (Kgal)	Soil vapor (Kcf)	VOC (g)	Perchlorate (g)	Nitrate (kg)	RDX (g)	TBOS/TKEBS (g)	Uranium (g)
CGSA GWTS	239	-	39	-	-	-	-	-
CGSA SVTS	-	12,827	184	-	-	-	-	-
CGSA-N GWES	<1	-	0.0025	-	-	-	-	-
834 GWTS	53	-	172	-	19	-	0.68	-
834 SVTS	-	44,518	5,329	-	-	-	-	-
815-SRC GWTS	617	-	10	9.1	227	68	-	-
815-PRX GWTS	649	-	39	12	204	2.9	-	-
815-DSB GWTS	608	-	20	-	-	-	-	-
817-SRC GWES	<1	-	0	0.056	0.3	0.066	-	-
817-PRX GWTS	248	-	8.1	15	91	14	-	-
829-SRC GWES	<1	-	0.067	0.035	0.14	-	-	-
PIT7-SRC GWTS	18	-	0.11	0.55	3.0	-	-	2.6
854-SRC GWTS	1,382	-	111	5.5	244	-	-	-
854-SRC SVTS	-	18,342	366	-	-	-	-	-
854-PRX GWTS	1,534	-	32	9.3	232	-	-	-
854-DIS GWES	<1	-	0.0029	0.00084	0.0048	-	-	-
832-SRC GWTS	11	-	8.1	0.21	3.5	-	-	-
832-SRC SVTS	-	187	637	-	-	-	-	-
830-SRC GWTS	1,245	-	427	1.3	49	-	-	-
830-SRC SVTS	-	1,538	316	-	-	-	-	-
830-DISS GWTS	334	-	3.6	4.4	83	-	-	-
TOTAL	**6,939**	**77,412**	**7,701**	**57**	**1,156**	**84**	**0.68**	**2.6**

Table Summ-1. Mass removed, January through December 2021.

Treatment Facility	Volume treated		Estimated total mass removed					
	Groundwater (Kgal)	Soil vapor (Kcf)	VOC (g)	Perchlorate (g)	Nitrate (kg)	RDX (g)	TBOS/TKEBS (g)	Uranium (g)

Notes:
- = Not applicable
CGSA = Central General Services Area
CGSA-N = Central General Services Area North
DIS = Distal
DISS = Distal south
DSB = Distal site boundary
g = Grams
GWES = Groundwater Extraction System
GWTS = Groundwater Treatment System HSU = Hydrostratigraphic unit
Kcf = Thousands of cubic feet
Kgal = Thousands of gallons
PRX = Proximal
RDX = Research Department Explosive
SRC = Source
SVTS = Soil Vapor Treatement System
TBOS = Tetra 2-ethylbutylorthosilicate
TKEBS = Tetrakis (2-ethylbutyl) silane
VOC = Volatile organic compound

Nitrate reinjected into the $Tnbs_2$ HSU undergoes in-situ biotransformation to benign N_2 gas by anaerobic denitrifying bacteria. Nitrate mass removal is calculated assuming complete removal of nitrate from treated groundwater. At Pit 7, reinjected effluent may contain nitrate concentrations below the discharge limit but above the detection limit. Thus, nitrate mass removal calculations at Pit 7 are overestimated.

Table Summ-2. Summary of cumulative remediation through December 2021.

Treatment Facility	Volume treated		Estimated total mass removed					
	Groundwater (Kgal)	Soil vapor (Mcf)	VOC (kg)	Perchlorate (g)	Nitrate (kg)	RDX (kg)	TBOS/TKEBS (kg)	Uranium (kg)
EGSA GWTS	309,379	-	7.6	-	-	-	-	-
CGSA GWTS	30,108	-	27	-	-	-	-	-
CGSA SVTS	-	269	79	-	-	-	-	-
CGSA-N GWTS	1	-	4.1e-07	-	-	-	-	-
834 GWTS	1,843	-	49	-	638	-	9.5	-
834 SVTS	-	773	382	-	-	-	-	-
815-SRC GWTS	12,619	-	0.31	316	4,466	2.6	-	-
815-PRX GWTS	13,916	-	1.3	313	4,211	0.027	-	-
815-DSB GWTS	27,226	-	0.89	-	-	-	-	-
817-SRC GWTS	78	-	0	7.2	22	0.011	-	-
817-PRX GWTS	9,183	-	0.32	708	3,309	0.34	-	-
829-SRC GWTS	14	-	0.00043	0.24	1.9	0	-	-
PIT7-SRC GWTS	484	-	0.0037	19	78	-	-	0.1
854-SRC GWTS	22,489	-	6.8	206	4,101	-	-	-
854-SRC SVTS	-	262	16	-	-	-	-	-
854-PRX GWTS	12,408	-	0.9	196	1,878	-	-	-
854-DIS GWTS	91	-	0.01	1.4	6.6	-	-	-
832-SRC GWTS	1,194	-	0.38	29	463	-	-	-
832-SRC SVTS	-	32	2.8	-	-	-	-	-
830-SRC GWTS	23,966	-	12	34	1,406	-	-	-
830-SRC SVTS	-	94	55	-	-	-	-	-
830-PRXN GWTS	1,949	-	0.26	-	22	-	-	-
830-DISS GWTS	11,757	-	1.7	92	2,840	-	-	-
TOTAL	**478,705**	**1,429**	**642**	**1,922**	**23,442**	**3.0**	**9.5**	**0.1**

Table Summ-2. Summary of cumulative remediation through December 2021.

Treatment Facility	Volume treated		Estimated total mass removed					
	Groundwater (Kgal)	Soil vapor (Mcf)	VOC (kg)	Perchlorate (g)	Nitrate (kg)	RDX (kg)	TBOS/TKEBS (kg)	Uranium (kg)

Notes:
- = Not applicable
CGSA = Central General Services Area
CGSA-N = Central General Services Area North
DIS = Distal
DISS = Distal south
DSB = Distal site boundary
EGSA = Eastern General Services Area
g = Grams
GWES = Groundwater Extraction System
GWTS = Groundwater Treatment System
HSU = Hydrostratigraphic unit
kg = Kilograms
Kgal = Thousands of gallons
Mcf = Millions of cubic feet
PRX = Proximal
PRXN = Proximal North
RDX = Research Department Explosive
SRC = Source
SVTS = Soil Vapor Treatement System
TBOS = Tetra 2-ethylbutylorthosilicate
TKEBS = Tetrakis (2-ethylbutyl) silane
VOC = Volatile organic compound

Nitrate reinjected into the $Tnbs_2$ HSU undergoes in-situ biotransformation to benign N_2 gas by anaerobic denitrifying bacteria. Nitrate mass removal is calculated assuming complete removal of nitrate from treated groundwater. At Pit 7, reinjected effluent may contain nitrate concentrations below the discharge limit but above the detection limit. Thus, nitrate mass removal calculations at Pit 7 are overestimated.

2.1 Wells installed and decommissioned at Site 300, January through December 2021.

Well Name	Installed/Decommissioned	Well Type	Operable Unit	Date	HSU	Drill Depth (ft-bgs)	Casing Depth (ft-bgs)	Screened Interval (ft-bgs)
W-834-3706	Installed	MW	834	5/19/2021	Tps clay/$Tnsc_2$	75	65.5	40-65
W-850-3702	Installed	MW	850	6/15/2021	$Tnbs_1$/$Tnbs_0$	70	56.3	45.5-55.5
W-850-3704	Installed	MW	850	6/24/2021	$Tnbs_1$/$Tnbs_0$	150	115.5	107-115
W-812-3705	Installed	MW	812	9/14/2021	$Tnsc_0$	140	80.75	70-80
W-850-3701	Installed	MW	850	10/7/2021	$Tnbs_1$/$Tnbs_0$	69	35.5	20-35
W-865-3708	Installed	MW	EWFA	10/29/2021	$Tnbs_1$/$Tnbs_0$	232.5	232.5	212-232
NC7-45	Decommissioned	MW	850	8/9/2021	$Tnbs_1$	35.5	33	23-33
K1-03	Decommissioned	MW	850	8/12/2021	$Tnbs_1$	171	171	151-171
W-PIT1-02	Decommissioned	MW	850	11/3/2021	$Tnbs_1$	278	261	250-260

Notes:
ft-bgs = Feet below ground surface
HSU = Hydrostratigraphic unit

Table 2.2. Volumes of groundwater and soil vapor extracted and discharged, July through December 2021.

Treatment Location	Month	GWTS Operational hours	SVTS Operational hours	Volume of groundwater discharged (gal)	Volume of vapor extracted (Kcf)
CGSA	July	371	423	32,170	716
	August	663	727	59,768	1,313
	September	526	704	42,283	1,287
	October	595	599	44,790	1,083
	November	468	780	33,789	1,255
	December	0	543	0	849
CGSA-N	July	398	-	21	-
	August	737	-	17	-
	September	278	-	19	-
	October	567	-	18	-
	November	254	-	5	-
	December	0	-	0	-
834	July	0	570	0	1,881
	August	478	788	8,520	5,056
	September	701	714	7,832	5,983
	October	672	672	5,771	5,853
	November	432	792	6,037	5,479
	December	0	696	0	2,682

Table 2.2. Volumes of groundwater and soil vapor extracted and discharged, July through December 2021.

Treatment Location	Month	GWTS Operational hours	SVTS Operational hours	Volume of groundwater discharged (gal)	Volume of vapor extracted (Kcf)
815-SRC	July	696	-	52,347	-
	August	714	-	52,268	-
	September	715	-	46,158	-
	October	649	-	45,724	-
	November	788	-	52,036	-
	December	696	-	33,551	-
815-PRX	July	696	-	40,114	-
	August	716	-	41,163	-
	September	719	-	40,173	-
	October	652	-	35,373	-
	November	793	-	41,708	-
	December	695	-	52,504	-
815-DSB	July	536	-	66,612	-
	August	666	-	80,277	-
	September	665	-	78,676	-
	October	487	-	39,674	-
	November	276	-	31,942	-
	December	0	-	0	-

Table 2.2. Volumes of groundwater and soil vapor extracted and discharged, July through December 2021.

Treatment Location	Month	GWTS Operational hours	SVTS Operational hours	Volume of groundwater discharged (gal)	Volume of vapor extracted (Kcf)
817-SRC	July	207	-	84	-
	August	708	-	210	-
	September	719	-	194	-
	October	672	-	177	-
	November	793	-	188	-
	December	696	-	129	-
817-PRX	July	5	-	179	-
	August	19	-	1,657	-
	September	7	-	411	-
	October	663	-	37,202	-
	November	605	-	48,381	-
	December	705	-	50,819	-
829-SRC	July	696	-	73	-
	August	797	-	83	-
	September	716	-	67	-
	October	671	-	64	-
	November	207	-	25	-
	December	0	-	0	-

Table 2.2. Volumes of groundwater and soil vapor extracted and discharged, July through December 2021.

Treatment Location	Month	GWTS Operational hours	SVTS Operational hours	Volume of groundwater discharged (gal)	Volume of vapor extracted (Kcf)
PIT7-SRC	July	683	-	913	-
	August	768	-	10,641	-
	September	0	-	0	-
	October	0	-	0	-
	November	0	-	0	-
	December	0	-	0	-
854-SRC	July	607	693	166,762	1,628
	August	476	642	128,478	1,551
	September	719	716	127,067	1,836
	October	672	671	127,146	1,579
	November	441	799	114,216	1,252
	December	0	688	0	1,780
854-PRX	July	696	-	125,165	-
	August	792	-	142,438	-
	September	720	-	128,904	-
	October	649	-	116,807	-
	November	793	-	142,744	-
	December	696	-	125,314	-

Table 2.2. Volumes of groundwater and soil vapor extracted and discharged, July through December 2021.

Treatment Location	Month	GWTS Operational hours	SVTS Operational hours	Volume of groundwater discharged (gal)	Volume of vapor extracted (Kcf)
854-DIS	July	0	-	0	-
	August	0	-	0	-
	September	0	-	0	-
	October	0	-	0	-
	November	0	-	0	-
	December	0	-	0	-
832-SRC	July	0	5	0	1
	August	0	0	0	0
	September	0	2	0	<1
	October	227	174	4,299	54
	November	506	505	6,681	130
	December	0	0	0	0
830-SRC	July	275	274	203,224	237
	August	127	126	92,666	109
	September	306	305	210,062	263
	October	308	292	147,826	246
	November	101	88	50,041	72
	December	0	0	0	0

Table 2.2. Volumes of groundwater and soil vapor extracted and discharged, July through December 2021.

Treatment Location	Month	GWTS Operational hours	SVTS Operational hours	Volume of groundwater discharged (gal)	Volume of vapor extracted (Kcf)
830-DISS	July	233	-	45,209	-
	August	435	-	83,655	-
	September	292	-	56,081	-
	October	332	-	64,076	-
	November	240	-	50,426	-
	December	0	-	0	-
TOTAL		**39,279**	**13,988**	**3,682,124**	**44,176**

Notes:
- = Not applicable
CGSA = Central General Services Area
CGSA-N = Central General Services Area North
DIS = Distal
DISS = Distal south
DSB = Distal site boundary
gal = Gallons
GWES = Groundwater Extraction System
GWTS = Groundwater Treatment System
Kcf = Thousands of cubic feet
PRX = Proximal
SRC = Source

Table 2.3. Mass removed, July through December 2021.

		Mass removed						
Treatment Facility	**Month**	**GWTS VOC (g)**	**SVTS VOC (g)**	**Perchlorate (g)**	**Nitrate (kg)**	**RDX (g)**	**TBOS/TKEBS (g)**	**Total Uranium (g)**
CGSA	July	5.9	6.5	-	-	-	-	-
	August	7.4	10.0	-	-	-	-	-
	September	7.3	40	-	-	-	-	-
	October	7.5	29	-	-	-	-	-
	November	5.5	34	-	-	-	-	-
	December	0	22	-	-	-	-	-
CGSA-N	July	0.0004	-	-	-	-	-	-
	August	0.00032	-	-	-	-	-	-
	September	0.00036	-	-	-	-	-	-
	October	0.00027	-	-	-	-	-	-
	November	7.6e-05	-	-	-	-	-	-
	December	0	-	-	-	-	-	-
834	July	0	119	-	0.0	-	0.0	-
	August	11	603	-	3.0	-	0.26	-
	September	8.5	677	-	2.7	-	0.2	-
	October	40	821	-	2.0	-	0.097	-
	November	29	805	-	2.2	-	0.08	-
	December	0	422	-	0.0	-	0.0	-

Table 2.3. Mass removed, July through December 2021.

Treatment Facility	Month	Mass removed						
		GWTS VOC (g)	SVTS VOC (g)	Perchlorate (g)	Nitrate (kg)	RDX (g)	TBOS/TKEBS (g)	Total Uranium (g)
815-SRC	July	0.69	-	0.87	19	5.4	-	-
	August	0.69	-	0.88	19	5.4	-	-
	September	0.64	-	0.85	17	4.9	-	-
	October	0.57	-	0.75	17	4.7	-	-
	November	0.67	-	0.78	19	5.4	-	-
	December	0.51	-	0.58	12	3.9	-	-
815-PRX	July	2.0	-	0.76	12	0.2	-	-
	August	2.0	-	0.78	13	0.2	-	-
	September	2.0	-	0.76	12	0.2	-	-
	October	1.7	-	0.67	11	0.17	-	-
	November	2.1	-	0.79	13	0.2	-	-
	December	3.2	-	1.0	17	0.34	-	-
815-DSB	July	2.3	-	-	-	-	-	-
	August	2.7	-	-	-	-	-	-
	September	2.6	-	-	-	-	-	-
	October	1.6	-	-	-	-	-	-
	November	1.1	-	-	-	-	-	-
	December	0	-	-	-	-	-	-

Table 2.3. Mass removed, July through December 2021.

		Mass removed						
Treatment Facility	**Month**	**GWTS VOC (g)**	**SVTS VOC (g)**	**Perchlorate (g)**	**Nitrate (kg)**	**RDX (g)**	**TBOS/TKEBS (g)**	**Total Uranium (g)**
817-SRC	July	0	-	0.0054	0.026	0.011	-	-
	August	0	-	0.013	0.064	0.029	-	-
	September	0	-	0.013	0.059	0.026	-	-
	October	0	-	0.0087	0.054	0.0	-	-
	November	0	-	0.0092	0.058	0.0	-	-
	December	0	-	0.0064	0.04	0.0	-	-
817-PRX	July	0.0081	-	0.0075	0.088	0.0	-	-
	August	0.055	-	0.1	0.61	0.11	-	-
	September	0.014	-	0.025	0.15	0.026	-	-
	October	1.3	-	2.2	14	2.4	-	-
	November	1.7	-	2.9	18	3.1	-	-
	December	1.7	-	3.1	19	3.3	-	-
829-SRC	July	0.0088	-	0.0047	0.019	-	-	-
	August	0.01	-	0.0053	0.022	-	-	-
	September	0.0081	-	0.0043	0.018	-	-	-
	October	0.0068	-	0.0041	0.018	-	-	-
	November	0.0027	-	0.0016	0.007	-	-	-
	December	0	-	0.0	0.0	-	-	-

Table 2.3. Mass removed, July through December 2021.

Treatment Facility	Month	Mass removed						
		GWTS VOC (g)	SVTS VOC (g)	Perchlorate (g)	Nitrate (kg)	RDX (g)	TBOS/TKEBS (g)	Total Uranium (g)
PIT7-SRC	July	0	-	0.031	0.15	-	-	0.17
	August	0.11	-	0.32	1.6	-	-	1.1
	September	0	-	0.0	0.0	-	-	0.0
	October	0	-	0.0	0.0	-	-	0.0
	November	0	-	0.0	0.0	-	-	0.0
	December	0	-	0.0	0.0	-	-	0.0
854-SRC	July	14	32	0.74	36	-	-	-
	August	11	31	0.58	28	-	-	-
	September	14	36	0.87	28	-	-	-
	October	14	31	0.53	25	-	-	-
	November	10	25	0.35	22	-	-	-
	December	0	35	0.0	0.0	-	-	-
854-PRX	July	1.6	-	0.0	19	-	-	-
	August	1.8	-	0.0	21	-	-	-
	September	1.7	-	0.0	20	-	-	-
	October	1.3	-	0.0	18	-	-	-
	November	1.6	-	0.0	22	-	-	-
	December	1.4	-	0.0	19	-	-	-

Table 2.3. Mass removed, July through December 2021.

Treatment Facility	Month	Mass removed						
		GWTS VOC (g)	SVTS VOC (g)	Perchlorate (g)	Nitrate (kg)	RDX (g)	TBOS/TKEBS (g)	Total Uranium (g)
854-DIS	July	0	-	0.0	0.0	-	-	-
	August	0	-	0.0	0.0	-	-	-
	September	0	-	0.0	0.0	-	-	-
	October	0	-	0.0	0.0	-	-	-
	November	0	-	0.0	0.0	-	-	-
	December	0	-	0.0	0.0	-	-	-
832-SRC	July	0	0.28	0.0	0.0	-	-	-
	August	0	0	0.0	0.0	-	-	-
	September	0	4.2	0.0	0.0	-	-	-
	October	3.1	170	0.083	1.4	-	-	-
	November	5.0	462	0.13	2.1	-	-	-
	December	0	0	0.0	0.0	-	-	-
830-SRC	July	57	51	0.17	8.7	-	-	-
	August	37	23	0.13	5.2	-	-	-
	September	57	55	0.17	9.0	-	-	-
	October	48	55	0.14	6.9	-	-	-
	November	19	18	0.061	2.6	-	-	-
	December	0	0	0.0	0.0	-	-	-

Table 2.3. Mass removed, July through December 2021.

		Mass removed						
Treatment Facility	**Month**	**GWTS VOC (g)**	**SVTS VOC (g)**	**Perchlorate (g)**	**Nitrate (kg)**	**RDX (g)**	**TBOS/TKEBS (g)**	**Total Uranium (g)**
830-DISS	July	0.5	-	0.67	12	-	-	-
	August	0.92	-	1.2	21	-	-	-
	September	0.62	-	0.83	14	-	-	-
	October	0.61	-	0.95	16	-	-	-
	November	0.48	-	0.74	13	-	-	-
	December	0	-	0.0	0.0	-	-	-
TOTAL		**455**	**4,617**	**27**	**614**	**40**	**0.63**	**1.2**

Table 2.3. Mass removed, July through December 2021.

		Mass removed						
Treatment Facility	**Month**	**GWTS VOC (g)**	**SVTS VOC (g)**	**Perchlorate (g)**	**Nitrate (kg)**	**RDX (g)**	**TBOS/TKEBS (g)**	**Total Uranium (g)**

Notes:
- = Not applicable
CGSA = Central General Services Area
CGSA-N = Central General Services Area North
DIS = Distal
DISS = Distal south
DSB = Distal site boundary
EGSA = Eastern General Services Area
g = Grams
GWES = Groundwater Extraction System
GWTS = Groundwater Treatment System
HSU = Hydrostratigraphic unit
kg = Kilograms
PRX = Proximal
PRXN = Proximal North
RDX = Research Department Explosive
SRC = Source
SVTS = Soil Vapor Treatement System
TBOS = Tetra 2-ethylbutylorthosilicate
TKEBS = Tetrakis (2-ethylbutyl) silane
VOC = Volatile organic compound

Nitrate reinjected into the $Tnbs_2$ HSU undergoes in-situ biotransformation to benign N_2 gas by anaerobic denitrifying bacteria. Nitrate mass removal is calculated assuming complete removal of nitrate from treated groundwater. At Pit 7, reinjected effluent may contain nitrate concentrations below the discharge limit but above the detection limit. Thus, nitrate mass removal calculations at Pit 7 are overestimated.

Table 2.4. Concentrations and activity concentrations of contaminants of concern in groundwater extraction and treatment system influent and effluent, July through December 2021.

Location	Period	Date Sampled	1,1,1-TCA (ug/L)	1,1,2-TCA (ug/L)	1,1-DCA (ug/L)	1,1-DCE (ug/L)	1,2-DCA (ug/L)	CTET (ug/L)	CFORM (ug/L)	Freon 113 (ug/L)	PCE (ug/L)	TCE (ug/L)	Freon 11 (ug/L)	VC (ug/L)	cis-1,2-DCE (ug/L)	trans-1,2-DCE (ug/L)	Nitrate (as NO3) (mg/L)	ClO4 (ug/L)	HMX (ug/L)	RDX (ug/L)	4-Amino 2,6-DNT (ug/L)	TBOS/ TKEBS (ug/L)	3H (pCi/L)	Total Uranium (AS) (pCi/L)
Central General Services Area (CGSA)																								
CGSA-I	Q3	06-Jul-21	<0.5	<0.5	<0.5	<0.5	<0.5	<0.5	<0.5	<0.5	<0.5	**6.9**	<0.5	<0.5	<0.5	<0.5	**46 D**	-	-	-	-	-	-	-
CGSA-I	Q4	04-Oct-21	<0.5	<0.5	<0.5	<0.5	<0.5	<0.5	<0.5	<0.5	**0.5**	**13**	<0.5	<0.5	**2.2**	<0.5	**47 D**	-	-	-	-	-	-	-
CGSA-E	Jul	06-Jul-21	<0.5	<0.5	<0.5	<0.5	<0.5	<0.5	<0.5	<0.5	<0.5	<0.5	<0.5	<0.5	<0.5	<0.5	-	-	-	-	-	-	-	-
CGSA-E	Aug	02-Aug-21	<0.5	<0.5	<0.5	<0.5	<0.5	<0.5	<0.5	<0.5	<0.5	<0.5	<0.5	<0.5	<0.5	<0.5	-	-	-	-	-	-	-	-
CGSA-E	Sep	08-Sep-21	<0.5	<0.5	<0.5	<0.5	<0.5	<0.5	<0.5	<0.5	<0.5	<0.5	<0.5	<0.5	<0.5	<0.5	-	-	-	-	-	-	-	-
CGSA-E	Oct	04-Oct-21	<0.5	<0.5	<0.5	<0.5	<0.5	<0.5	<0.5	<0.5	<0.5	<0.5	<0.5	<0.5	<0.5	<0.5	-	-	-	-	-	-	-	-
CGSA-E	Nov	01-Nov-21	<0.5	<0.5	<0.5	<0.5	<0.5	<0.5	<0.5	<0.5	<0.5	<0.5	<0.5	<0.5	<0.5	<0.5	-	-	-	-	-	-	-	-
CGSA-E [a]	Dec	---	---	---	---	---	---	---	---	---	---	---	---	---	---	---	-	-	-	-	-	-	-	-
Central GSA - North (CGSA-N) [b]																								
CGSA-N-I	Q3	06-Jul-21	<0.5	<0.5	<0.5	<0.5	<0.5	<0.5	<0.5	<0.5	<0.5	**5**	<0.5	<0.5	<0.5	<0.5	**18 D**	-	-	-	-	-	-	-
CGSA-N-I	Q4	18-Oct-21	<0.5	<0.5	<0.5	<0.5	<0.5	<0.5	<0.5	<0.5	<0.5	**4**	<0.5	<0.5	<0.5	<0.5	**16 D**	-	-	-	-	-	-	-
Building 834 (834)																								
834-I	Q3	16-Aug-21	<0.5	<0.5	<0.5	<0.5	<0.5	<0.5	<0.5	<0.5	**2.6**	**1,100 D**	<0.5	<0.5	**150 D**	<25 D	-	-	-	-	-	<10	-	-
834-I	Q4	04-Oct-21	<0.5	<0.5	<0.5	<0.5	<0.5	<0.5	<0.5	<0.5	**5.6**	**1,600 D**	<0.5	<0.5	**100 D**	<25 D	-	-	-	-	-	**40**	-	-
834-I [c]	Jul	---	---	---	---	---	---	---	---	---	---	---	---	---	---	---	-	-	-	-	-	---	-	-
834-E	Aug	16-Aug-21	<0.5	<0.5	<0.5	<0.5	<0.5	<0.5	<0.5	<0.5	<0.5	<0.5	<0.5	<0.5	<0.5	<0.5	-	-	-	-	-	<10	-	-
834-E	Sep	01-Sep-21	<0.5	<0.5	<0.5	<0.5	<0.5	<0.5	<0.5	<0.5	<0.5	<0.5	<0.5	<0.5	<0.5	<0.5	-	-	-	-	-	<10	-	-
834-E	Oct	04-Oct-21	<0.5	<0.5	<0.5	<0.5	<0.5	<0.5	<0.5	<0.5	<0.5	<0.5	<0.5	<0.5	<0.5	<0.5	-	-	-	-	-	<10	-	-
834-E	Nov	01-Nov-21	<0.5	<0.5	<0.5	<0.5	<0.5	<0.5	<0.5	<0.5	<0.5	<0.5	<0.5	<0.5	<0.5	<0.5	-	-	-	-	-	<10	-	-
834-E [a]	Dec	---	---	---	---	---	---	---	---	---	---	---	---	---	---	---	-	-	-	-	-	---	-	-
Building 815 - Distal Site Boundary (815-DSB)																								
815-DSB-I	Q3	06-Jul-21	<0.5	<0.5	<0.5	<0.5	<0.5	<0.5	<0.5	<0.5	<0.5	**9.3**	<0.5	<0.5	<0.5	<0.5	-	-	-	-	-	-	-	-
815-DSB-I	Q4	04-Oct-21	<0.5	<0.5	<0.5	<0.5	<0.5	<0.5	<0.5	<0.5	<0.5	**7.2**	<0.5	<0.5	<0.5	<0.5	-	-	-	-	-	-	-	-
815-DSB-E	Jul	06-Jul-21	<0.5	<0.5	<0.5	<0.5	<0.5	<0.5	<0.5	<0.5	<0.5	<0.5	<0.5	<0.5	<0.5	<0.5	-	-	-	-	-	-	-	-
815-DSB-E	Aug	02-Aug-21	<0.5	<0.5	<0.5	<0.5	<0.5	<0.5	<0.5	<0.5	<0.5	<0.5	<0.5	<0.5	<0.5	<0.5	-	-	-	-	-	-	-	-
815-DSB-E	Sep	08-Sep-21	<0.5	<0.5	<0.5	<0.5	<0.5	<0.5	<0.5	<0.5	<0.5	<0.5	<0.5	<0.5	<0.5	<0.5	-	-	-	-	-	-	-	-
815-DSB-E	Oct	04-Oct-21	<0.5	<0.5	<0.5	<0.5	<0.5	<0.5	<0.5	<0.5	<0.5	<0.5	<0.5	<0.5	<0.5	<0.5	-	-	-	-	-	-	-	-
815-DSB-E	Nov	01-Nov-21	<0.5	<0.5	<0.5	<0.5	<0.5	<0.5	<0.5	<0.5	<0.5	<0.5	<0.5	<0.5	<0.5	<0.5	-	-	-	-	-	-	-	-
815-DSB-E [a]	Dec	---	---	---	---	---	---	---	---	---	---	---	---	---	---	---	-	-	-	-	-	-	-	-

Table 2.4. Concentrations and activity concentrations of contaminants of concern in groundwater extraction and treatment system influent and effluent, July through December 2021.

Location	Period	Date Sampled	1,1,1-TCA (ug/L)	1,1,2-TCA (ug/L)	1,1-DCA (ug/L)	1,1-DCE (ug/L)	1,2-DCA (ug/L)	CTET (ug/L)	CFORM (ug/L)	Freon 113 (ug/L)	PCE (ug/L)	TCE (ug/L)	Freon 11 (ug/L)	VC (ug/L)	cis-1,2-DCE (ug/L)	trans-1,2-DCE (ug/L)	Nitrate (as NO3) (mg/L)	ClO4 (ug/L)	HMX (ug/L)	RDX (ug/L)	4-Amino 2,6-DNT (ug/L)	TBOS/ TKEBS (ug/L)	3H (pCi/L)	Total Uranium (AS) (pCi/L)
Building 815 - Proximal (815-PRX)																								
815-PRX-I	Q3	07-Jul-21	<0.5	<0.5	<0.5	<0.5	<0.5	<0.5	<0.5	<0.5	<0.5	**14**	<0.5	<0.5	<0.5	<0.5	-	**4.2**	<1	**1.2**	<2	-	-	-
815-PRX-I	Q4	04-Oct-21	<0.5	<0.5	<0.5	<0.5	<0.5	<0.5	<0.5	<0.5	<0.5	**14**	<0.5	<0.5	<0.5	<0.5	-	**3.3**	<1	**1.2**	<2	-	-	-
815-PRX-E	Jul	07-Jul-21	<0.5	<0.5	<0.5	<0.5	<0.5	<0.5	<0.5	<0.5	<0.5	<0.5	<0.5	<0.5	<0.5	<0.5	-	<2	<1	<1	<2	-	-	-
815-PRX-E	Aug	02-Aug-21	<0.5	<0.5	<0.5	<0.5	<0.5	<0.5	<0.5	<0.5	<0.5	<0.5	<0.5	<0.5	<0.5	<0.5	-	<2	<1	<1	<2	-	-	-
815-PRX-E	Sep	01-Sep-21	<0.5	<0.5	<0.5	<0.5	<0.5	<0.5	<0.5	<0.5	<0.5	<0.5	<0.5	<0.5	<0.5	<0.5	-	<2	<1	<1	<2	-	-	-
815-PRX-E	Oct	04-Oct-21	<0.5	<0.5	<0.5	<0.5	<0.5	<0.5	<0.5	<0.5	<0.5	<0.5	<0.5	<0.5	<0.5	<0.5	-	<2 L	<1	<1	<2	-	-	-
815-PRX-E	Nov	01-Nov-21	<0.5	<0.5	<0.5	<0.5	<0.5	<0.5	<0.5	<0.5	<0.5	<0.5	<0.5	<0.5	<0.5	<0.5	-	<2	<1	<1	<2	-	-	-
815-PRX-E	Dec	01-Dec-21	<0.5	<0.5	<0.5	<0.5	<0.5	<0.5	<0.5	<0.5	<0.5	<0.5	<0.5	<0.5	<0.5	<0.5	-	<2	<1	<1	<2	-	-	-
Building 815 - Source (815-SRC)																								
815-SRC-I	Q3	07-Jul-21	<0.5	<0.5	<0.5	<0.5	<0.5	<0.5	<0.5	<0.5	<0.5	**3.7**	<0.5	<0.5	<0.5	<0.5	-	**3.6**	**5.3**	**27**	<2	-	-	-
815-SRC-I	Q4	04-Oct-21	<0.5	<0.5	<0.5	<0.5	<0.5	<0.5	<0.5	<0.5	<0.5	**3.4**	<0.5	<0.5	<0.5	<0.5	-	**2.2**	**6.3**	**31**	<2	-	-	-
815-SRC-E	Jul	07-Jul-21	<0.5	<0.5	<0.5	<0.5	<0.5	<0.5	<0.5	<0.5	<0.5	<0.5	<0.5	<0.5	<0.5	<0.5	-	<2	<1	<1	<2	-	-	-
815-SRC-E	Aug	02-Aug-21	<0.5	<0.5	<0.5	<0.5	<0.5	<0.5	<0.5	<0.5	<0.5	<0.5	<0.5	<0.5	<0.5	<0.5	-	<2	<1	<1	<2	-	-	-
815-SRC-E	Sep	01-Sep-21	<0.5	<0.5	<0.5	<0.5	<0.5	<0.5	<0.5	<0.5	<0.5	<0.5	<0.5	<0.5	<0.5	<0.5	-	<2	<1	<1	<2	-	-	-
815-SRC-E	Oct	04-Oct-21	<0.5	<0.5	<0.5	<0.5	<0.5	<0.5	<0.5	<0.5	<0.5	<0.5	<0.5	<0.5	<0.5	<0.5	-	<2 L	<1	<1	<2	-	-	-
815-SRC-E	Nov	01-Nov-21	<0.5	<0.5	<0.5	<0.5	<0.5	<0.5	<0.5	<0.5	<0.5	<0.5	<0.5	<0.5	<0.5	<0.5	-	<2	<1	<1	<2	-	-	-
815-SRC-E	Dec	01-Dec-21	<0.5	<0.5	<0.5	<0.5	<0.5	<0.5	<0.5	<0.5	<0.5	<0.5	<0.5	<0.5	<0.5	<0.5	-	<2	<1	<1	<2	-	-	-
Building 817 - Proximal (817-PRX)																								
817-PRX-I	Q3	07-Jul-21	<0.5	<0.5	<0.5	<0.5	<0.5	<0.5	<0.5	<0.5	<0.5	**13**	<0.5	<0.5	<0.5	<0.5	-	**9.7**	<1	<1	<2	-	-	-
817-PRX-I[d]	Q3	25-Aug-21	<0.5	<0.5	<0.5	<0.5	<0.5	<0.5	<0.5	<0.5	<0.5	**8.6**	<0.5	<0.5	<0.5	<0.5	-	---	---	---	---	-	-	-
817-PRX-I	Q4	05-Oct-21	<0.5	<0.5	<0.5	<0.5	<0.5	<0.5	<0.5	<0.5	<0.5	**8.8**	<0.5	<0.5	<0.5	<0.5	-	**14**	<1	<1	<2	-	-	-
817-PRX-E	Jul	07-Jul-21	<0.5	<0.5	<0.5	<0.5	<0.5	<0.5	<0.5	<0.5	<0.5	<0.5	<0.5	<0.5	<0.5	<0.5	-	<2	<1	<1	<2	-	-	-
817-PRX-E	Aug	02-Aug-21	<0.5	<0.5	<0.5	<0.5	<0.5	<0.5	<0.5	<0.5	<0.5	<0.5	<0.5	<0.5	<0.5	<0.5	-	<2	<1	<1	<2	-	-	-
817-PRX-E[d]	Aug	11-Aug-21	<0.5	<0.5	<0.5	<0.5	<0.5	<0.5	<0.5	<0.5	<0.5	<0.5	<0.5	<0.5	<0.5	<0.5	-	---	---	---	---	-	-	-
817-PRX-E[d]	Aug	25-Aug-21	<0.5	<0.5	<0.5	<0.5	<0.5	<0.5	<0.5	<0.5	<0.5	<0.5	<0.5	<0.5	<0.5	<0.5	-	---	---	---	---	-	-	-
817-PRX-E[d]	Aug	26-Aug-21	<0.5	<0.5	<0.5	<0.5	<0.5	<0.5	<0.5	<0.5	<0.5	<0.5	<0.5	<0.5	<0.5	<0.5	-	---	---	---	---	-	-	-
817-PRX-E[e]	Sep	---	---	---	---	---	---	---	---	---	---	---	---	---	---	---	-	---	---	---	---	-	-	-
817-PRX-E	Oct	05-Oct-21	<0.5	<0.5	<0.5	<0.5	<0.5	<0.5	<0.5	<0.5	<0.5	<0.5	<0.5	<0.5	<0.5	<0.5	-	<2	<1	<1	<2	-	-	-
817-PRX-E	Nov	01-Nov-21	<0.5	<0.5	<0.5	<0.5	<0.5	<0.5	<0.5	<0.5	<0.5	<0.5	<0.5	<0.5	<0.5	<0.5	-	<2	<1	<1	<2	-	-	-
817-PRX-E	Dec	01-Dec-21	<0.5	<0.5	<0.5	<0.5	<0.5	<0.5	<0.5	<0.5	<0.5	<0.5	<0.5	<0.5	<0.5	<0.5	-	<2	<1	<1	<2	-	-	-

Table 2.4. Concentrations and activity concentrations of contaminants of concern in groundwater extraction and treatment system influent and effluent, July through December 2021.

Location	Period	Date Sampled	1,1,1-TCA (ug/L)	1,1,2-TCA (ug/L)	1,1-DCA (ug/L)	1,1-DCE (ug/L)	1,2-DCA (ug/L)	CTET (ug/L)	CFORM (ug/L)	Freon 113 (ug/L)	PCE (ug/L)	TCE (ug/L)	Freon 11 (ug/L)	VC (ug/L)	cis-1,2-DCE (ug/L)	trans-1,2-DCE (ug/L)	Nitrate (as NO3) (mg/L)	ClO4 (ug/L)	HMX (ug/L)	RDX (ug/L)	4-Amino 2,6-DNT (ug/L)	TBOS/ TKEBS (ug/L)	3H (pCi/L)	Total Uranium (AS) (pCi/L)
Building 817 - Source (817-SRC)[b]																								
817-SRC-I	Q3	27-Jul-21	<0.5	<0.5	<0.5	<0.5	<0.5	<0.5	<0.5	<0.5	<0.5	<0.5	<0.5	<0.5	<0.5	<0.5	-	**17**	**14**	**36**	<2	-	-	-
817-SRC-I	Q4	06-Oct-21	<0.5	<0.5	<0.5	<0.5	<0.5	<0.5	<0.5	<0.5	<0.5	<0.5	<0.5	<0.5	<0.5	<0.5	-	**13**	<1	<1	<2	-	-	-
Building 829 - Source (829-SRC)[b]																								
829-SRC-I	Q3	07-Jul-21	<0.5	<0.5	<0.5	<0.5	<0.5	<0.5	<0.5	<0.5	<0.5	**32**	<0.5	<0.5	<0.5	<0.5	**69 D**	**17**	-	-	-	-	-	-
829-SRC-I	Q4	05-Oct-21	<0.5	<0.5	<0.5	<0.5	<0.5	<0.5	<0.5	<0.5	<0.5	**28**	<0.5	<0.5	<0.5	<0.5	**74 D**	**17**	-	-	-	-	-	-
Pit 7 - Source (PIT7-SRC)																								
PIT7-SRC-I	Q3	06-Jul-21	<0.5	<0.5	<0.5	<0.5	<0.5	<0.5	<0.5	<0.5	<0.5	<0.5	<0.5	<0.5	<0.5	<0.5	**21**	**9.8**	-	-	-	-	**23,900 ± 4,640**	**30.833 ± 2.42**
PIT7-SRC-I[d]	Q3	02-Aug-21	---	---	---	---	---	---	---	---	---	---	---	---	---	---	**42**	---	-	-	-	-	---	---
PIT7-SRC-I	Q4	---	---	---	---	---	---	---	---	---	---	---	---	---	---	---	---	---	-	-	-	-	---	---
PIT7-SRC-E	Jul	06-Jul-21	<0.5	<0.5	<0.5	<0.5	<0.5	<0.5	<0.5	<0.5	<0.5	<0.5	<0.5	<0.5	<0.5	<0.5	<0.5	<2	-	-	-	-	**26,700 ± 5,190**	<0.3
PIT7-SRC-E	Aug	02-Aug-21	<0.5	<0.5	<0.5	<0.5	<0.5	<0.5	<0.5	<0.5	<0.5	<0.5	<0.5	<0.5	<0.5	<0.5	<0.5	<2	-	-	-	-	**26,900 ± 5,220**	<0.3
PIT7-SRC-E[f]	Sep	---	---	---	---	---	---	---	---	---	---	---	---	---	---	---	---	---	-	-	-	-	---	---
PIT7-SRC-E[f]	Oct	---	---	---	---	---	---	---	---	---	---	---	---	---	---	---	---	---	-	-	-	-	---	---
PIT7-SRC-E[f]	Nov	---	---	---	---	---	---	---	---	---	---	---	---	---	---	---	---	---	-	-	-	-	---	---
PIT7-SRC-E[f]	Dec	---	---	---	---	---	---	---	---	---	---	---	---	---	---	---	---	---	-	-	-	-	---	---
Building 854 - Distal (854-DIS)[b]																								
854-DIS-I	Q3	26-Jul-21	<0.5	<0.5	<0.5	<0.5	<0.5	<0.5	<0.5	<0.5	<0.5	**13**	<0.5	<0.5	<0.5	<0.5	**20**	<2	-	-	-	-	-	-
854-DIS-I	Q4	05-Oct-21	<0.5	<0.5	<0.5	<0.5	<0.5	<0.5	<0.5	<0.5	<0.5	**12**	<0.5	<0.5	<0.5	<0.5	**18**	<2	-	-	-	-	-	-

Table 2.4. Concentrations and activity concentrations of contaminants of concern in groundwater extraction and treatment system influent and effluent, July through December 2021.

Location	Period	Date Sampled	1,1,1-TCA (ug/L)	1,1,2-TCA (ug/L)	1,1-DCA (ug/L)	1,1-DCE (ug/L)	1,2-DCA (ug/L)	CTET (ug/L)	CFORM (ug/L)	Freon 113 (ug/L)	PCE (ug/L)	TCE (ug/L)	Freon 11 (ug/L)	VC (ug/L)	cis-1,2-DCE (ug/L)	trans-1,2-DCE (ug/L)	Nitrate (as NO3) (mg/L)	ClO4 (ug/L)	HMX (ug/L)	RDX (ug/L)	4-Amino 2,6-DNT (ug/L)	TBOS/ TKEBS (ug/L)	3H (pCi/L)	Total Uranium (AS) (pCi/L)
Building 854 - Proximal (854-PRX)																								
854-PRX-I	Q3	07-Jul-21	<0.5	<0.5	<0.5	<0.5	<0.5	<0.5	<0.5	<0.5	<0.5	**3.4**	<0.5	<0.5	<0.5	<0.5	**40 D**	<2	-	-	-	-	-	-
854-PRX-I	Q3	02-Aug-21	---	---	---	---	---	---	---	---	---	---	---	---	---	---	**39**	---	-	-	-	-	-	-
854-PRX-I	Q3	01-Sep-21	---	---	---	---	---	---	---	---	---	---	---	---	---	---	**40**	---	-	-	-	-	-	-
854-PRX-I	Q4	04-Oct-21	<0.5	<0.5	<0.5	<0.5	<0.5	<0.5	<0.5	<0.5	<0.5	**3**	<0.5	<0.5	<0.5	<0.5	**40**	<2	-	-	-	-	-	-
854-PRX-I	Q4	01-Nov-21	---	---	---	---	---	---	---	---	---	---	---	---	---	---	**40**	---	-	-	-	-	-	-
854-PRX-I	Q4	02-Dec-21	---	---	---	---	---	---	---	---	---	---	---	---	---	---	**40**	---	-	-	-	-	-	-
854-PRX-E	Jul	07-Jul-21	<0.5	<0.5	<0.5	<0.5	<0.5	<0.5	<0.5	<0.5	<0.5	<0.5	<0.5	<0.5	<0.5	<0.5	**42 D**	<2	-	-	-	-	-	-
854-PRX-E	Aug	02-Aug-21	<0.5	<0.5	<0.5	<0.5	<0.5	<0.5	<0.5	<0.5	<0.5	<0.5	<0.5	<0.5	<0.5	<0.5	**38**	<2	-	-	-	-	-	-
854-PRX-E	Sep	01-Sep-21	<0.5	<0.5	<0.5	<0.5	<0.5	<0.5	<0.5	<0.5	<0.5	<0.5	<0.5	<0.5	<0.5	<0.5	**40**	<2	-	-	-	-	-	-
854-PRX-E	Oct	04-Oct-21	<0.5	<0.5	<0.5	<0.5	<0.5	<0.5	<0.5	<0.5	<0.5	<0.5	<0.5	<0.5	<0.5	<0.5	**42**	<2 L	-	-	-	-	-	-
854-PRX-E	Nov	01-Nov-21	<0.5	<0.5	<0.5	<0.5	<0.5	<0.5	<0.5	<0.5	<0.5	<0.5	<0.5	<0.5	<0.5	<0.5	**41**	<2	-	-	-	-	-	-
854-PRX-E	Dec	02-Dec-21	<0.5	<0.5	<0.5	<0.5	<0.5	<0.5	<0.5	<0.5	<0.5	<0.5	<0.5	<0.5	<0.5	<0.5	**41**	<2	-	-	-	-	-	-
Building 854 - Source (854-SRC)																								
854-SRC-I	Q3	07-Jul-21	<0.5	<0.5	<0.5	<0.5	<0.5	<0.5	<0.5	<0.5	<0.5	**20**	<0.5	<0.5	<0.5	<0.5	**55 D**	<2	-	-	-	-	-	-
854-SRC-I	Q4	04-Oct-21	<0.5	<0.5	<0.5	<0.5	<0.5	<0.5	<0.5	<0.5	<0.5	**20**	<0.5	<0.5	<0.5	<0.5	**51 D**	<2	-	-	-	-	-	-
854-SRC-E	Jul	07-Jul-21	<0.5	<0.5	<0.5	<0.5	<0.5	<0.5	<0.5	<0.5	<0.5	<0.5	<0.5	<0.5	<0.5	<0.5	---	<2	-	-	-	-	-	-
854-SRC-E	Aug	02-Aug-21	<0.5	<0.5	<0.5	<0.5	<0.5	<0.5	<0.5	<0.5	<0.5	<0.5	<0.5	<0.5	<0.5	<0.5	---	<2	-	-	-	-	-	-
854-SRC-E	Sep	08-Sep-21	<0.5	<0.5	<0.5	<0.5	<0.5	<0.5	<0.5	<0.5	<0.5	<0.5	<0.5	<0.5	<0.5	<0.5	---	<2	-	-	-	-	-	-
854-SRC-E	Oct	04-Oct-21	<0.5	<0.5	<0.5	<0.5	<0.5	<0.5	<0.5	<0.5	<0.5	<0.5	<0.5	<0.5	<0.5	<0.5	---	<2 L	-	-	-	-	-	-
854-SRC-E	Nov	01-Nov-21	<0.5	<0.5	<0.5	<0.5	<0.5	<0.5	<0.5	<0.5	<0.5	<0.5	<0.5	<0.5	<0.5	<0.5	---	<2	-	-	-	-	-	-
854-SRC-E[a]	Dec	---	---	---	---	---	---	---	---	---	---	---	---	---	---	---	---	---	-	-	-	-	-	-
Building 830 - Distal South (830-DISS)[g]																								
830-DISS-I	Q3	06-Jul-21	-	-	-	-	-	-	-	-	-	-	-	-	-	-	**68 D**	**3.3**	-	-	-	-	-	-
830-DISS-I	Q4	04-Oct-21	-	-	-	-	-	-	-	-	-	-	-	-	-	-	**70 D**	**2.5**	-	-	-	-	-	-
830-DISS-E	Jul	06-Jul-21	-	-	-	-	-	-	-	-	-	-	-	-	-	-	-	<2	-	-	-	-	-	-
830-DISS-E	Aug	02-Aug-21	-	-	-	-	-	-	-	-	-	-	-	-	-	-	-	<2	-	-	-	-	-	-
830-DISS-E	Sep	08-Sep-21	-	-	-	-	-	-	-	-	-	-	-	-	-	-	-	<2	-	-	-	-	-	-
830-DISS-E	Oct	04-Oct-21	-	-	-	-	-	-	-	-	-	-	-	-	-	-	-	<2 L	-	-	-	-	-	-
830-DISS-E	Nov	01-Nov-21	-	-	-	-	-	-	-	-	-	-	-	-	-	-	-	<2	-	-	-	-	-	-
830-DISS-E[a]	Dec	---	-	-	-	-	-	-	-	-	-	-	-	-	-	-	-	---	-	-	-	-	-	-

Table 2.4. Concentrations and activity concentrations of contaminants of concern in groundwater extraction and treatment system influent and effluent, July through December 2021.

Location	Period	Date Sampled	1,1,1-TCA (ug/L)	1,1,2-TCA (ug/L)	1,1-DCA (ug/L)	1,1-DCE (ug/L)	1,2-DCA (ug/L)	CTET (ug/L)	CFORM (ug/L)	Freon 113 (ug/L)	PCE (ug/L)	TCE (ug/L)	Freon 11 (ug/L)	VC (ug/L)	cis-1,2-DCE (ug/L)	trans-1,2-DCE (ug/L)	Nitrate (as NO3) (mg/L)	ClO4 (ug/L)	HMX (ug/L)	RDX (ug/L)	4-Amino 2,6-DNT (ug/L)	TBOS/ TKEBS (ug/L)	3H (pCi/L)	Total Uranium (AS) (pCi/L)
Building 830 - Source (830-SRC)																								
830-SRC-I	Q3	06-Jul-21	<0.5	<0.5	<0.5	<0.5	<0.5	<0.5	**0.52**	<0.5	**1.1**	**910 D**	<0.5	<0.5	**1.3**	<0.5	**100 D**	**4.6**	-	-	-	-	-	-
830-SRC-I	Q4	04-Oct-21	<0.5	<0.5	<0.5	<0.5	<0.5	<0.5	**0.53**	<0.5	**1**	**910 D**	<0.5	<0.5	**1.4**	<0.5	**94 D**	**3.9**	-	-	-	-	-	-
830-SRC-I2	Q3	06-Jul-21	<0.5	<0.5	<0.5	<0.5	<0.5	<0.5	<0.5	<0.5	<0.5	**19**	<0.5	<0.5	**0.57**	<0.5	-	-	-	-	-	-	-	-
830-SRC-I2	Q4	04-Oct-21	<0.5	<0.5	<0.5	<0.5	<0.5	<0.5	<0.5	<0.5	<0.5	**17**	<0.5	<0.5	**0.5**	<0.5	-	-	-	-	-	-	-	-
830-SRC-E	Jul	06-Jul-21	<0.5	<0.5	<0.5	<0.5	<0.5	<0.5	<0.5	<0.5	<0.5	<0.5	<0.5	<0.5	<0.5	<0.5	**12 D**	<2	-	-	-	-	-	-
830-SRC-E	Aug	02-Aug-21	<0.5	<0.5	<0.5	<0.5	<0.5	<0.5	<0.5	<0.5	<0.5	<0.5	<0.5	<0.5	<0.5	<0.5	**8.5 D**	<2	-	-	-	-	-	-
830-SRC-E	Sep	01-Sep-21	<0.5	<0.5	<0.5	<0.5	<0.5	<0.5	<0.5	<0.5	<0.5	<0.5	<0.5	<0.5	<0.5	<0.5	**15 D**	<2	-	-	-	-	-	-
830-SRC-E	Oct	04-Oct-21	<0.5	<0.5	<0.5	<0.5	<0.5	<0.5	<0.5	<0.5	<0.5	<0.5	<0.5	<0.5	<0.5	<0.5	**9.2 D**	<2	-	-	-	-	-	-
830-SRC-E	Nov	01-Nov-21	<0.5	<0.5	<0.5	<0.5	<0.5	<0.5	<0.5	<0.5	<0.5	<0.5	<0.5	<0.5	<0.5	<0.5	**8.5 D**	<2	-	-	-	-	-	-
830-SRC-E[a]	Dec	---	---	---	---	---	---	---	---	---	---	---	---	---	---	---	-	---	-	-	-	-	-	-
Building 832 - Source (832-SRC)																								
832-SRC-I[h]	Q3	---	---	---	---	---	---	---	---	---	---	---	---	---	---	---	-	---	-	-	-	-	-	-
832-SRC-I	Q4	05-Oct-21	<0.5	<0.5	<0.5	<0.5	<0.5	<0.5	<0.5	<0.5	<0.5	**160 D**	<0.5	<0.5	**9.4**	<0.5	**100 D**	**3.8**	-	-	-	-	-	-
832-SRC-E[h]	Jul	---	---	---	---	---	---	---	---	---	---	---	---	---	---	---	-	---	-	-	-	-	-	-
832-SRC-E[h]	Aug	---	---	---	---	---	---	---	---	---	---	---	---	---	---	---	-	---	-	-	-	-	-	-
832-SRC-E[h]	Sep	---	---	---	---	---	---	---	---	---	---	---	---	---	---	---	-	---	-	-	-	-	-	-
832-SRC-E	Oct	05-Oct-21	<0.5	<0.5	<0.5	<0.5	<0.5	<0.5	<0.5	<0.5	<0.5	<0.5	<0.5	<0.5	<0.5	<0.5	-	<2	-	-	-	-	-	-
832-SRC-E	Nov	01-Nov-21	<0.5	<0.5	<0.5	<0.5	<0.5	<0.5	<0.5	<0.5	<0.5	<0.5	<0.5	<0.5	<0.5	<0.5	-	<2	-	-	-	-	-	-
832-SRC-E[a]	Dec	---	---	---	---	---	---	---	---	---	---	---	---	---	---	---	-	---	-	-	-	-	-	-

Table 2.4. Concentrations and activity concentrations of contaminants of concern in groundwater extraction and treatment system influent and effluent, July through December 2021.

Location	Period	Date Sampled	1,1,1-TCA (ug/L)	1,1,2-TCA (ug/L)	1,1-DCA (ug/L)	1,1-DCE (ug/L)	1,2-DCA (ug/L)	CTET (ug/L)	CFORM (ug/L)	Freon 113 (ug/L)	PCE (ug/L)	TCE (ug/L)	Freon 11 (ug/L)	VC (ug/L)	cis-1,2-DCE (ug/L)	trans-1,2-DCE (ug/L)	Nitrate (as NO3) (mg/L)	ClO4 (ug/L)	HMX (ug/L)	RDX (ug/L)	4-Amino 2,6-DNT (ug/L)	TBOS/ TKEBS (ug/L)	3H (pCi/L)	Total Uranium (AS) (pCi/L)

[a] No samples collected. System off-line for freeze protection.
[b] Only influent samples collected; extracted water to be treated at another facility.
[c] System off-line due to equipment failure.
[d] Additional samples were collected to verify treatment media performance.
[e] Facility secured to resolve treatment media performance issues.
[f] Facility secured to prevent equipment damage during construction activities on Pit 7 Road.
[g] Nitrate effluent monitoring not required; influent nitrate samples collected for treatment media management purposes.
[h] System off-line for construction.

Notes:
- = Not a contaminant of concern for this operable unit or sampling not required
AS = Alpha Spectrometry
D = Analysis performed at a secondary dilution or concentration.
L = Matrix spike recoveries not within control limits.

Table 2.5. 2021 annual summary of treatment facility operations.

OU	Treatment facility	Operated?	In compliance?	Facility highlights
OU 1	**CGSA GWTS**	Yes	Yes	• Facility remained secured from January 1 to April 12 for freeze protection. • Facility was secured from April 12 to June 7 after an attempted restart following freeze protection and remained secured due to equipment issues. • Facility was secured from June 10 to June 16 due to equipment issues. • Facility shut down from July 2 to July 6 due to a power outage. • Facility was secured from July 15 to July 19 due to a planned power outage. • Facility was secured from August 21 to August 25 due to a planned power outage. • Facility was secured from November 17 to the end of the reporting period for freeze protection.
	CGSA SVTS	Yes	Yes	• Facility shut down from July 2 to July 6 due to a power outage. • Facility was secured from July 15 to July 19 due a planned power outage. • Facility shut down from July 23 to July 26 due control system interlock. • Facility was secured from August 21 to August 25 due a planned power outage.
	CGSA-N GWES	Yes	Yes	• Facility remained secured from January 1 until June 8 for freeze protection and due to the shutdown of the CGSA GWTS which treats groundwater from the GWES. • Facility shut down from July 2 to July 6 due to a power outage. • Facility was secured from July 8 to July 12 due a planned power outage. • Facility was secured July 15 to July 19 due a planned power outage. • Facility was secured from August 21 to August 25 due to control system interlock and planned power outage. • Facility shut down from September 14 to September 30 due to equipment issues. • Facility was secured from October 14 to October 18 for a sampling event. • Facility was secured from November 8 to the end of the reporting period for freeze protection.
OU 2	**834 GWTS**	Yes	Yes	• Facility remained secured from January 1 until April 12 for freeze protection. • Facility was secured from May 4 to August 4 due to equipment issues. • Facility was secured from November 15 to the end of the reporting period for freeze protection.
	834 SVTS	Yes	Yes	• None.
OU 4	**815-SRC GWTS**	Yes	Yes	• Extraction well W-815-2803 remained secured from January 1 to March 10 for freeze protection.

Table 2.5. 2021 annual summary of treatment facility operations.

OU	Treatment facility	Operated?	In compliance?	Facility highlights
				• Facility was secured from June 4 to June 8 due to a control system issue. • Extraction well W-815-2803 was secured from November 15 to the end of the reporting period for freeze protection. • Extraction well W-815-04 was secured from December 6 to the end of the reporting period for freeze protection.
	815-PRX GWTS	Yes	Yes	• Extraction well W-818-08 was secured from April 26 to December 13 for equipment issues.
	815-DSB GWTS	Yes	Yes	• Facility remained secured for freeze protection from January 1 to March 9. • Facility was secured from November 12 to the end of the reporting period for freeze protection.
	817-SRC GWES	Yes	Yes	• Facility remained secured from January 1 to July 21 for freeze protection and upgrade activities.
	817-PRX GWTS	Yes	Yes	• Extraction well W-817-2318 remained secured for freeze protection from January 1 to May 3. • Facility was secured from April 30 to May 3 due to treatment media changeout. • Facility was secured from August 13 to October 4 due to treatment media performance issues. • Extraction well W-817-2318 was secured from November 18 to the end of the reporting period for freeze protection; the facility continued to operate using extraction well W-817-03.
	829-SRC GWES	Yes	Yes	• Facility remained secured for freeze protection from January 1 to March 25. • The facility was secured from November 8 to the end of the reporting period for freeze protection.
OU 5	**PIT7-SRC GWTS**	Yes	Yes	• Facility was secured from January 7 to January 11 for a planned power outage. • Facility was secured from April 22 to April 28 due to communication system issues. • Facility was secured from June 1 to June 7 for control system issues. • Facility was secured from August 30 to the end of the reporting period to prevent equipment damage during construction activities on Pit 7 Road.
OU 6	**854-SRC GWTS**	Yes	Yes	• Facility remained secured from January 1 to April 6 for freeze protection. • Facility was secured from May 6 to May 10 due to a planned power outage. • Facility shut down from May 21 to May 24 due to a power outage. • Facility shut down from July 15 to July 19 due to control system issues.

Table 2.5. 2021 annual summary of treatment facility operations.

OU	Treatment facility	Operated?	In compliance?	Facility highlights
				• Facility was secured from August 12 to August 23 due to control system software upgrades. • Facility was secured from November 16 to the end of the reporting period for freeze protection.
	854-SRC SVTS	Yes	Yes	• Facility was secured from May 6 to May 10 due to a planned power outage. • Facility shut down from May 21 to May 24 due to a power outage. • Facility was secured from August 11 to August 17 due to treatment media changeout.
	854-PRX GWTS	Yes	Yes	• Facility was secured from May 6 to May 10 due to a planned power outage. • Facility shut down from May 21 to May 24 due to a power outage.
	854-DIS GWES	Yes	Yes	• Facility operated at a lower capacity from January 1 to June 24 due to controls system issues. • Facility was secured from June 24 to the end of the reporting period due to engineering upgrades to the controls and data collection system.
OU 7	**832-SRC GWTS**	Yes	Yes	• Facility remained secured from January 1 to October 19 for upgrades. • Facility was secured from October 28 to November 1 due to a planned power outage. • Facility was secured from November 22 to the end of the reporting period for freeze protection.
	832-SRC SVTS	Yes	Yes	• Facility remained secured from January 1 to October 20 for upgrades. • Facility was secured from October 28 to November 1 due to a planned power outage. • Facility was secured from November 22 to the end of the reporting period for freeze protection.
	830-SRC GWTS	Yes	Yes	• Facility remained secured from January 1 to April 6 for freeze protection. • Facility was secured from April 8 to April 20 due to extraction well equipment issues. • Facility was secured from June 17 to June 21 due to control system issues. • Facility was secured from June 22 to June 28 due to SVTS system testing. • Facility was secured from August 12 to August 19 to troubleshoot a control system issue. • Facility was secured from November 9 to the end of the reporting period for freeze protection.
	830-SRC SVTS	Yes	Yes	• Facility remained secured from January 1 to April 6 for freeze protection. • Facility was secured from April 8 to April 20 due to extraction well equipment issues. • Facility was secured from June 17 to June 21 due to control system issues.

Table 2.5. 2021 annual summary of treatment facility operations.

OU	Treatment facility	Operated?	In compliance?	Facility highlights
				• Facility shut down from June 24 to June 28 due to control system issues. • Facility was secured from August 12 to August 19 due to control system issues. • Facility was secured from November 9 to the end of the reporting period for freeze protection.
	830-DISS GWTS	Yes	Yes	• Facility remained secured from January 1 to June 16 for freeze protection and due to repairs at the associated CGSA GWTS. • Facility was secured or shut down in tandem with the associated CGSA GWTS. • Facility was secured from November 16 to the end of the reporting period for freeze protection.

Notes:

- = Not applicable
CGSA = Central General Services Area
CGSA-N = Central General Services Area North
DIS = Distal
DISS = Distal south
DSB = Distal site boundary
EGSA = Eastern General Services Area
GWTS = Groundwater treatment system
PRX = Proximal
PRXN = Proximal North
SRC = Source
SVTS = Soil vapor treatment system
VOC = Volatile organic compound
g = Grams
kg = Kilograms

Appendices

Appendix A

Results of Effluent pH Monitoring

Appendix A. Results of effluent pH, July through December 2021.

OU	Treatment Facility	Sample Date	Effluent pH Result
GSA	**CGSA-N GWES**	2021-07-06	7.0
		2021-08-31	NM
		2021-09-30	NM
		2021-10-18	7.0
		2021-11-30	NM
		2021-12-29	NM
	CGSA GWTS	2021-07-06	7.5
		2021-08-02	7.0
		2021-09-08	7.0
		2021-10-04	7.0
		2021-11-01	7.0
		2021-12-29	NM
834	**834 GWTS**	2021-07-29	NM
		2021-08-16	7.5
		2021-09-01	7.5
		2021-10-04	7.5
		2021-11-01	7.5
		2021-12-31	NM
HEPA	**829-SRC GWES**	2021-07-07	7.0
		2021-08-31	NM
		2021-09-30	NM
		2021-10-06	7.0
		2021-11-30	NM
		2021-12-29	NM
	817-SRC GWES	2021-07-27	7.0
		2021-08-31	NM
		2021-09-30	NM
		2021-10-06	7.0
		2021-11-30	NM
		2021-12-29	NM

Appendix A. Results of effluent pH, July through December 2021.

OU	Treatment Facility	Sample Date	Effluent pH Result
	817-PRX GWTS	2021-07-07	7.0
		2021-08-02	7.0
		2021-09-30	NM
		2021-10-05	7.0
		2021-11-01	7.0
		2021-12-01	7.0
	815-SRC GWTS	2021-07-07	7.0
		2021-08-02	7.0
		2021-09-01	7.0
		2021-10-04	7.0
		2021-11-01	7.0
		2021-12-01	7.0
	815-PRX GWTS	2021-07-07	7.0
		2021-08-02	7.0
		2021-09-01	7.0
		2021-10-04	7.0
		2021-11-01	7.0
		2021-12-01	7.0
	815-DSB GWTS	2021-07-06	7.0
		2021-08-02	7.0
		2021-09-08	7.0
		2021-10-04	7.0
		2021-11-01	7.0
		2021-12-29	NM
EWFA	**PIT7-SRC GWTS**	2021-07-06	7.0
		2021-08-02	7.0
		2021-09-30	NM
		2021-10-28	NM
		2021-11-30	NM
		2021-12-29	NM

Appendix A. Results of effluent pH, July through December 2021.

OU	Treatment Facility	Sample Date	Effluent pH Result
854	**854-SRC GWTS**	2021-07-07	7.0
		2021-08-02	7.0
		2021-09-08	7.0
		2021-10-04	7.0
		2021-11-01	7.0
		2021-12-29	NM
	854-PRX GWTS	2021-07-07	7.0
		2021-08-02	7.0
		2021-09-01	7.0
		2021-10-04	7.0
		2021-11-01	7.0
		2021-12-02	7.0
	854-DIS GWES	2021-07-29	NM
		2021-08-31	NM
		2021-09-29	7.0
		2021-10-28	NM
		2021-11-30	NM
		2021-12-29	NM
832C	**832-SRC GWTS**	2021-07-29	NM
		2021-08-31	NM
		2021-09-30	NM
		2021-10-05	7.0
		2021-11-01	7.5
		2021-12-31	NM
	830-SRC GWTS	2021-07-06	7.5
		2021-08-02	7.5
		2021-09-01	7.5
		2021-10-04	7.5
		2021-11-01	7.5
		2021-12-31	NM

Appendix A. Results of effluent pH, July through December 2021.

OU	Treatment Facility	Sample Date	Effluent pH Result
	830-DISS GWTS	2021-07-06	7.0
		2021-08-02	7.0
		2021-09-08	7.0
		2021-10-04	7.0
		2021-11-01	7.0
		2021-12-29	NM

Notes:
CGSA = Central General Services Area
CGSA-N = Central General Services Area North
DIS = Distal
DISS = Distal south
DSB = Distal site boundary
GWES = Groundwater Extraction System
GWTS = Groundwater Treatment System
mg/L = Milligrams per liter
NM = Not measured
OU = Operable unit
pH = A measure of the acidity or alkalinity of an aqueous solution
PRX = Proximal
SRC = Source

Appendix B

First Semester 2022 Treatment Facility Sampling and Analysis Plans

Appendix B. First Semester 2022 treatment facility sampling and analysis plans.

Sample location	Sample identification	Parameter	Frequency
CGSA GWTS			
Influent Port	CGSA-I	VOCs	Quarterly
Effluent Port	CGSA-E	VOCs	Monthly
		pH	Monthly
CGSA SVTS			
Influent Port	CGSA-VI	No Monitoring Requirements	
Effluent Port	CGSA-VE	VOCs	Weekly[a]
Intermediate GAC	CGSA-VCF2I	VOCs	Weekly[a]
CGSA-North GWTS [b]			
Influent Port	CGSA-N-I	VOCs	Quarterly
	CGSA-N-I	Nitrates	Quarterly
834 GWTS			
Influent Port	834-I	VOCs	Quarterly
		TBOS/TKEBS	Quarterly
		Diesel	Quarterly
Effluent Port	834-E	VOCs	Monthly
		TBOS/TKEBS	Monthly
		Diesel	Monthly
		pH	Monthly
834 SVTS			
Influent Port	834-VI	No Monitoring Requirements	
Effluent Port	834-VE	VOCs	Weekly[a]
Intermediate GAC	8 34-VCF4I	VOCs	Weekly[a]
815-SRC GWTS			
Influent Port	815-SRC-I	VOCs	Quarterly
		HE Compounds	Quarterly
		Perchlorate	Quarterly
Effluent Port	815-SRC-E	VOCs	Monthly
		HE Compounds	Monthly
		Perchlorate	Monthly
		pH	Monthly

Appendix B. First Semester 2022 treatment facility sampling and analysis plans.

Sample location	Sample identification	Parameter	Frequency
815-PRX GWTS			
Influent Port	815-PRX-I	VOCs	Quarterly
		HE Compounds	Quarterly
		Perchlorate	Quarterly
Effluent Port	815-PRX-E	VOCs	Monthly
		HE Compounds	Quarterly
		Perchlorate	Monthly
		pH	Monthly
815-DSB GWTS			
Influent Port	815-DSB-I	VOCs	Quarterly
Effluent Port	815-DSB-E	VOCs	Monthly
		pH	Monthly
817-SRC GWTS [c]			
Influent Port	817-SRC-I	VOCs	Quarterly
		HE Compounds	Quarterly
		Perchlorate	Quarterly
817-PRX GWTS			
Influent Port	817-PRX-I	VOCs	Quarterly
		HE Compounds	Quarterly
		Perchlorate	Quarterly
Effluent Port	817-PRX-E	VOCs	Monthly
		HE Compounds	Monthly
		Perchlorate	Monthly
		pH	Monthly
829-SRC GWTS [c]			
Influent Port	829-SRC-I	VOCs	Quarterly
		Perchlorate	Quarterly
		Nitrate	Quarterly

Appendix B. First Semester 2022 treatment facility sampling and analysis plans.

Sample location	Sample identification	Parameter	Frequency
PIT7-SRC GWTS			
Influent Port	PIT7-SRC-I	VOCs	Quarterly
		Uranium	Quarterly
		Perchlorate	Quarterly
		Nitrate	Quarterly
		Tritium[e]	Quarterly
Effluent Port	PIT7-SRC-E	VOCs	Monthly
		Uranium	Monthly
		Perchlorate	Monthly
		Nitrate	Monthly
		Tritium[e]	Monthly
		pH	Monthly
854-SRC GWTS			
Influent Port	854-SRC-I	VOCs	Quarterly
		Perchlorate	Quarterly
Effluent Port	854-SRC-E	VOCs	Monthly
		Perchlorate	Monthly
		pH	Monthly
854-SRC SVTS			
Influent Port	854-SRC-VI	No Monitoring Requirements	
Effluent Port	854-SRC-VE	VOCs	Weekly[a]
Intermediate GAC	854-SRC-VCF3I	VOCs	Weekly[a]
854-PRX GWTS			
Influent Port	854-PRX-I	VOCs	Quarterly
		Perchlorate	Quarterly
		Nitrate	Quarterly
Effluent Port	854-PRX-E	VOCs	Monthly
		Perchlorate	Monthly
		Nitrate	Monthly
		pH	Monthly
854-DIS GWTS [d]			
Influent Port	854-DIS-I	VOCs	Quarterly
		Perchlorate	Quarterly
		Nitrate	Quarterly

Appendix B. First Semester 2022 treatment facility sampling and analysis plans.

Sample location	Sample identification	Parameter	Frequency
832-SRC GWTS			
Influent Port	832-SRC-I	VOCs	Quarterly
		Perchlorate	Quarterly
Effluent Port	832-SRC-E	VOCs	Monthly
		Perchlorate	Monthly
		PH	Monthly
832-SRC SVTS			
Influent Port	832-SRC-VI	No Monitoring Requirements	
Effluent Port	832-SRC-VE	VOCs	Weekly[a]
Intermediate GAC	832-SRC-VCF3I	VOCs	Weekly[a]
830-SRC GWTS			
Influent Port	830-SRC-I	VOCs	Quarterly
		Perchlorate	Quarterly
	830-SRC-I2	VOCs	Quarterly
Effluent Port	830-SRC-E	VOCs	Monthly
		Perchlorate	Monthly
		PH	Monthly
		Nitrate	Monthly
830-SRC SVTS			
Influent Port	830-SRC-VI	No Monitoring Requirements	
Effluent Port	830-SRC-VE	VOCs	Weekly[a]
Intermediate GAC	830-SRC-VCF3I	VOCs	Weekly[a]
830-DISS GWTS			
Influent Port	830-DISS-I	Perchlorate	Quarterly
Effluent Port	830-DISS-E	Perchlorate	Monthly
		pH	Monthly

[a] Weekly monitoring for VOCs will consist of the use of a flame-ionization detector, photo-ionization detector, or other District-approved VOC detection device.

[b] Effluent monitoring no longer required due to extracted water being treated at CGSA GWTS.

[c] Effluent monitoring no longer required due to extracted water being treated at 815-SRC GWTS.

[d] Effluent monitoring no longer required due to extracted water being treated at 854-SRC GWTS.

[e] Although tritium is not treated/removed by the PIT7-SRC GWTS, tritium activities will be monitored to determine levels that are being discharged to the infiltration trench

Notes:

One duplicate and one blank (given fictitious labels) shall be taken for every 12 samples.

See Acronyms and Abbreviations in the text section of this report.

Appendix C

Ground and Surface Water Sampling and Analysis Plan

Appendix C. Ground and surface water sampling and analysis plan.

Sample Location	Location Type	Hydro Unit	Sampling Frequency	Sampling Quarter	Requested Analysis	Sampled Y/N	Comment
CDF1	WS	LTnbs1	A	1	E524.2MOD:ALL	Y	
CDF1	WS	LTnbs1	M	1	E624MOD:ALL	Y	
CDF1	WS	LTnbs1	M	1	E624MOD:ALL	Y	
CDF1	WS	LTnbs1	M	1	E624MOD:ALL	Y	
CDF1	WS	LTnbs1	M	2	E624MOD:ALL	Y	
CDF1	WS	LTnbs1	M	2	E624MOD:ALL	Y	
CDF1	WS	LTnbs1	M	2	E624MOD:ALL	Y	
CDF1	WS	LTnbs1	M	3	E624MOD:ALL	Y	
CDF1	WS	LTnbs1	M	3	E624MOD:ALL	Y	
CDF1	WS	LTnbs1	M	3	E624MOD:ALL	Y	
CDF1	WS	LTnbs1	M	4	E624MOD:ALL	Y	
CDF1	WS	LTnbs1	M	4	E624MOD:ALL	Y	
CDF1	WS	LTnbs1	M	4	E624MOD:ALL	Y	
CON1	WS	LTnbs1	A	1	E524.2MOD:ALL	Y	
CON1	WS	LTnbs1	M	1	E624MOD:ALL	Y	
CON1	WS	LTnbs1	M	1	E624MOD:ALL	Y	
CON1	WS	LTnbs1	M	1	E624MOD:ALL	Y	
CON1	WS	LTnbs1	M	2	E624MOD:ALL	Y	
CON1	WS	LTnbs1	M	2	E624MOD:ALL	Y	
CON1	WS	LTnbs1	M	2	E624MOD:ALL	Y	
CON1	WS	LTnbs1	M	3	E624MOD:ALL	Y	
CON1	WS	LTnbs1	M	3	E624MOD:ALL	Y	
CON1	WS	LTnbs1	M	3	E624MOD:ALL	Y	
CON1	WS	LTnbs1	M	4	E624MOD:ALL	Y	
CON1	WS	LTnbs1	M	4	E624MOD:ALL	Y	
CON1	WS	LTnbs1	M	4	E624MOD:ALL	Y	
CON2	WS	LTnbs1	A	1	E624MOD:ALL	N	Inoperable equipment
CON2	WS	LTnbs1	M	1	E624MOD:ALL	N	Inoperable equipment
CON2	WS	LTnbs1	M	1	E624MOD:ALL	N	Inoperable equipment
CON2	WS	LTnbs1	M	2	E624MOD:ALL	N	Inoperable equipment
CON2	WS	LTnbs1	M	2	E624MOD:ALL	N	Inoperable equipment
CON2	WS	LTnbs1	M	2	E624MOD:ALL	N	Inoperable equipment
CON2	WS	LTnbs1	M	3	E624MOD:ALL	N	Inoperable equipment
CON2	WS	LTnbs1	M	3	E624MOD:ALL	N	Inoperable equipment
CON2	WS	LTnbs1	M	3	E624MOD:ALL	Y	
CON2	WS	LTnbs1	M	4	E624MOD:ALL	Y	
CON2	WS	LTnbs1	M	4	E624MOD:ALL	Y	
CON2	WS	LTnbs1	M	4	E624MOD:ALL	Y	
W-26R-06	PTMW	Qal-Tnbs1	S	2	E624MOD:ALL	Y	
W-26R-06	PTMW	Qal-Tnbs1	S	4	E624MOD:ALL	Y	
W-26R-11	PTMW	Qal-Tnbs1	S	2	E624MOD:ALL	Y	
W-35A-01	PTMW	Qt-Tnsc1	S	2	E624MOD:ALL	N	Insufficient water
W-35A-01	PTMW	Qt-Tnsc1	S	4	E624MOD:ALL	Y	
W-35A-02	PTMW	Qt-Tnsc1	S	2	E624MOD:ALL	Y	
W-35A-02	PTMW	Qt-Tnsc1	S	4	E624MOD:ALL	Y	
W-35A-03	PTMW	Qt-Tnsc1	S	2	E624MOD:ALL	Y	
W-35A-03	PTMW	Qt-Tnsc1	S	4	E624MOD:ALL	Y	
W-35A-04	PTMW	Qt-Tnsc1	A	4	E524.2MOD:ALL	Y	
W-35A-04	PTMW	Qt-Tnsc1	S	2	E624MOD:ALL	Y	
W-35A-04	PTMW	Qt-Tnsc1	S	4	E624MOD:ALL	Y	
W-35A-05	PTMW	UTnbs1	S	2	E624MOD:ALL	Y	
W-35A-05	PTMW	UTnbs1	S	4	E624MOD:ALL	Y	
W-35A-06	PTMW	Qt-Tnsc1	S	2	E624MOD:ALL	N	Inoperable equipment
W-35A-06	PTMW	Qt-Tnsc1	S	4	E624MOD:ALL	N	Inoperable equipment
W-35A-07	PTMW	LTnbs1	S	2	E624MOD:ALL	Y	
W-35A-07	PTMW	LTnbs1	S	4	E624MOD:ALL	Y	
W-35A-08	GW	Qt-Tnsc1	Q	1	E624MOD:ALL	Y	
W-35A-08	GW	Qt-Tnsc1	Q	2	E624MOD:ALL	Y	
W-35A-08	GW	Qt-Tnsc1	Q	3	E624MOD:ALL	Y	
W-35A-08	GW	Qt-Tnsc1	Q	4	E624MOD:ALL	Y	
W-35A-09	PTMW	Qt-Tnsc1	S	2	E624MOD:ALL	Y	
W-35A-09	PTMW	Qt-Tnsc1	S	4	E624MOD:ALL	Y	
W-35A-10	PTMW	Qt-Tnsc1	S	2	E624MOD:ALL	Y	
W-35A-10	PTMW	Qt-Tnsc1	S	4	E624MOD:ALL	Y	
W-35A-11	PTMW	LTnbs1	S	2	E624MOD:ALL	Y	
W-35A-11	PTMW	LTnbs1	S	4	E624MOD:ALL	Y	
W-35A-12	PTMW	UTnbs1	S	2	E624MOD:ALL	Y	
W-35A-12	PTMW	UTnbs1	S	4	E624MOD:ALL	Y	
W-35A-13	PTMW	UTnbs1	S	2	E624MOD:ALL	Y	
W-35A-13	PTMW	UTnbs1	S	4	E624MOD:ALL	Y	
W-35A-14	GW	Qt-Tnsc1	Q	1	E624MOD:ALL	Y	
W-35A-14	GW	Qt-Tnsc1	Q	2	E624MOD:ALL	Y	
W-35A-14	GW	Qt-Tnsc1	Q	3	E624MOD:ALL	Y	
W-35A-14	GW	Qt-Tnsc1	Q	4	E624MOD:ALL	Y	
W-7A	PTMW	UTnbs1	S	2	E624MOD:ALL	N	Inoperable equipment
W-7A	PTMW	UTnbs1	S	4	E624MOD:ALL	Y	
W-7B	PTMW	UTnbs1	S	2	E624MOD:ALL	Y	
W-7B	PTMW	UTnbs1	S	4	E624MOD:ALL	Y	
W-7C	PTMW	UTnbs1	S	2	E624MOD:ALL	Y	
W-7C	PTMW	UTnbs1	S	4	E624MOD:ALL	Y	
W-7DS	PTMW	Qal-Tnbs1	S	2	E624MOD:ALL	Y	
W-7DS	PTMW	Qal-Tnbs1	S	4	E624MOD:ALL	Y	
W-7E	PTMW	UTnbs1	S	2	E624MOD:ALL	Y	
W-7E	PTMW	UTnbs1	S	4	E624MOD:ALL	Y	
W-7ES	PTMW	Qt-Tnsc1	S	2	E624MOD:ALL	Y	
W-7ES	PTMW	Qt-Tnsc1	S	4	E624MOD:ALL	Y	
W-7F	PTMW	Qt-Tnsc1	S	2	E624MOD:ALL	Y	
W-7F	PTMW	Qt-Tnsc1	S	4	E624MOD:ALL	Y	
W-7G	PTMW	LTnbs1	S	2	E624MOD:ALL	Y	
W-7G	PTMW	LTnbs1	S	4	E624MOD:ALL	Y	
W-7H	PTMW	Qt-Tnsc1	S	2	E624MOD:ALL	Y	
W-7H	PTMW	Qt-Tnsc1	S	4	E624MOD:ALL	Y	
W-7I	EW	Qt-Tnsc1	S	1	E624MOD:ALL	Y	

Appendix C. Ground and surface water sampling and analysis plan.

Sample Location	Location Type	Hydro Unit	Sampling Frequency	Sampling Quarter	Requested Analysis	Sampled Y/N	Comment
W-7I	EW	Qt-Tnsc1	S	2	E624MOD:ALL	Y	
W-7I	EW	Qt-Tnsc1	S	3	E624MOD:ALL	Y	
W-7I	EW	Qt-Tnsc1	S	4	E624MOD:ALL	Y	
W-7J	PTMW	Qt-Tnsc1	S	2	E624MOD:ALL	Y	
W-7J	PTMW	Qt-Tnsc1	S	4	E624MOD:ALL	Y	
W-7K	PTMW	LTnbs1	S	2	E624MOD:ALL	Y	
W-7K	PTMW	LTnbs1	S	4	E624MOD:ALL	Y	
W-7L	PTMW	UTnbs1	S	2	E624MOD:ALL	Y	
W-7L	PTMW	UTnbs1	S	4	E624MOD:ALL	Y	
W-7M	PTMW	LTnbs1	S	2	E624MOD:ALL	Y	
W-7M	PTMW	LTnbs1	S	4	E624MOD:ALL	Y	
W-7N	PTMW	UTnbs1	S	2	E624MOD:ALL	Y	
W-7N	PTMW	UTnbs1	S	4	E624MOD:ALL	Y	
W-7O	EW	Qt-Tnsc1	S	1	E624MOD:ALL	Y	
W-7O	EW	Qt-Tnsc1	S	2	E624MOD:ALL	Y	
W-7O	EW	Qt-Tnsc1	S	3	E624MOD:ALL	Y	
W-7O	EW	Qt-Tnsc1	S	4	E624MOD:ALL	N	No access to well location
W-7P	EW	Qal-Tnbs1	S	1	E624MOD:ALL	Y	
W-7P	EW	Qal-Tnbs1	S	2	E624MOD:ALL	Y	
W-7P	EW	Qal-Tnbs1	S	3	E624MOD:ALL	Y	
W-7P	EW	Qal-Tnbs1	S	4	E624MOD:ALL	N	No access to well location
W-7PS	PTMW	Qal-Tnbs1	S	2	E624MOD:ALL	N	DRY
W-7PS	PTMW	Qal-Tnbs1	S	4	E624MOD:ALL	N	DRY
W-7Q	PTMW	Qt-Tnsc1	S	2	E624MOD:ALL	Y	
W-7R	EW	Qt-Tnsc1	S	1	E624MOD:ALL	Y	
W-7R	EW	Qt-Tnsc1	S	2	E624MOD:ALL	Y	
W-7R	EW	Qt-Tnsc1	S	3	E624MOD:ALL	Y	
W-7R	EW	Qt-Tnsc1	S	4	E624MOD:ALL	Y	
W-7S	PTMW	Qt-Tnsc1	S	2	E624MOD:ALL	Y	
W-7S	PTMW	Qt-Tnsc1	S	4	E624MOD:ALL	Y	
W-7T	PTMW	Qt-Tnsc1	S	2	E624MOD:ALL	Y	
W-7T	PTMW	Qt-Tnsc1	S	4	E624MOD:ALL	Y	
W-843-01	PTMW	LTnbs1	S	2	E624MOD:ALL	Y	
W-843-01	PTMW	LTnbs1	S	4	E624MOD:ALL	Y	
W-843-02	PTMW	UTnbs1	S	2	E624MOD:ALL	N	Inoperable equipment
W-843-02	PTMW	UTnbs1	S	4	E624MOD:ALL	Y	
W-872-01	PTMW	Qt-Tnsc1	S	2	E624MOD:ALL	Y	
W-872-01	PTMW	Qt-Tnsc1	S	4	E624MOD:ALL	N	DRY
W-872-02	EW	Qt-Tnsc1	S	1	E624MOD:ALL	Y	
W-872-02	EW	Qt-Tnsc1	S	2	E624MOD:ALL	Y	
W-872-02	EW	Qt-Tnsc1	S	3	E624MOD:ALL	Y	
W-872-02	EW	Qt-Tnsc1	S	4	E624MOD:ALL	Y	
W-873-01	PTMW	LTnbs1	S	2	E624MOD:ALL	Y	
W-873-01	PTMW	LTnbs1	S	4	E624MOD:ALL	Y	
W-873-02	PTMW	Qt-Tnsc1	S	2	E624MOD:ALL	Y	
W-873-02	PTMW	Qt-Tnsc1	S	4	E624MOD:ALL	Y	
W-873-03	PTMW	Qt-Tnsc1	S	2	E624MOD:ALL	Y	
W-873-03	PTMW	Qt-Tnsc1	S	4	E624MOD:ALL	Y	
W-873-04	PTMW	Qt-Tnsc1	S	2	E624MOD:ALL	Y	
W-873-04	PTMW	Qt-Tnsc1	S	4	E624MOD:ALL	Y	
W-873-06	PTMW	Qt-Tnsc1	S	2	E624MOD:ALL	Y	
W-873-06	PTMW	Qt-Tnsc1	S	4	E624MOD:ALL	Y	
W-873-07	EW	Qt-Tnsc1	S	1	E624MOD:ALL	Y	
W-873-07	EW	Qt-Tnsc1	S	2	E624MOD:ALL	Y	
W-873-07	EW	Qt-Tnsc1	S	3	E624MOD:ALL	Y	
W-873-07	EW	Qt-Tnsc1	S	4	E624MOD:ALL	Y	
W-875-01	PTMW	Qt-Tnsc1	S	2	E624MOD:ALL	Y	
W-875-01	PTMW	Qt-Tnsc1	S	4	E624MOD:ALL	Y	
W-875-02	PTMW	Qt-Tnsc1	S	2	E624MOD:ALL	Y	
W-875-02	PTMW	Qt-Tnsc1	S	4	E624MOD:ALL	Y	
W-875-03	PTMW	Qt-Tnsc1	S	2	E624MOD:ALL	Y	
W-875-03	PTMW	Qt-Tnsc1	S	4	E624MOD:ALL	Y	
W-875-04	PTMW	Qt-Tnsc1	S	2	E624MOD:ALL	Y	
W-875-04	PTMW	Qt-Tnsc1	S	4	E624MOD:ALL	Y	
W-875-05	PTMW	Qt-Tnsc1	S	2	E624MOD:ALL	Y	
W-875-05	PTMW	Qt-Tnsc1	S	4	E624MOD:ALL	Y	
W-875-06	PTMW	Qt-Tnsc1	S	2	E624MOD:ALL	Y	
W-875-06	PTMW	Qt-Tnsc1	S	4	E624MOD:ALL	Y	
W-875-07	EW	Qt-Tnsc1	S	1	E624MOD:ALL	Y	
W-875-07	EW	Qt-Tnsc1	S	2	E624MOD:ALL	Y	
W-875-07	EW	Qt-Tnsc1	S	3	E624MOD:ALL	N	Insufficient water
W-875-07	EW	Qt-Tnsc1	S	4	E624MOD:ALL	Y	
W-875-08	EW	Qt-Tnsc1	S	1	E624MOD:ALL	Y	
W-875-08	EW	Qt-Tnsc1	S	2	E624MOD:ALL	Y	
W-875-08	EW	Qt-Tnsc1	S	3	E624MOD:ALL	Y	
W-875-08	EW	Qt-Tnsc1	S	4	E624MOD:ALL	Y	
W-875-09	EW	Qt-Tnsc1	S	1	E624MOD:ALL	Y	
W-875-09	EW	Qt-Tnsc1	S	2	E624MOD:ALL	Y	
W-875-09	EW	Qt-Tnsc1	S	3	E624MOD:ALL	N	DRY
W-875-09	EW	Qt-Tnsc1	S	4	E624MOD:ALL	Y	
W-875-10	EW	Qt-Tnsc1	S	2	E624MOD:ALL	N	DRY
W-875-10	EW	Qt-Tnsc1	S	4	E624MOD:ALL	N	DRY
W-875-11	EW	Qt-Tnsc1	S	1	E624MOD:ALL	Y	
W-875-11	EW	Qt-Tnsc1	S	2	E624MOD:ALL	Y	
W-875-11	EW	Qt-Tnsc1	S	3	E624MOD:ALL	Y	
W-875-11	EW	Qt-Tnsc1	S	4	E624MOD:ALL	Y	
W-875-15	EW	Qt-Tnsc1	S	1	E624MOD:ALL	Y	
W-875-15	EW	Qt-Tnsc1	S	2	E624MOD:ALL	Y	
W-875-15	EW	Qt-Tnsc1	S	3	E624MOD:ALL	N	DRY
W-875-15	EW	Qt-Tnsc1	S	4	E624MOD:ALL	Y	
W-876-01	PTMW	Qt-Tnsc1	S	2	E624MOD:ALL	Y	
W-876-01	PTMW	Qt-Tnsc1	S	4	E624MOD:ALL	Y	
W-879-01	PTMW	Qt-Tnsc1	S	2	E624MOD:ALL	Y	

Appendix C. Ground and surface water sampling and analysis plan.

Sample Location	Location Type	Hydro Unit	Sampling Frequency	Sampling Quarter	Requested Analysis	Sampled Y/N	Comment
W-879-01	PTMW	Qt-Tnsc1	S	4	E624MOD:ALL	Y	
W-889-01	PTMW	Qt-Tnsc1	S	2	E624MOD:ALL	Y	
W-889-01	PTMW	Qt-Tnsc1	S	4	E624MOD:ALL	Y	
W-CGSA-1732	PTMW	Qt-Tnsc1	S	2	E624MOD:ALL	N	Insufficient water
W-CGSA-1732	PTMW	Qt-Tnsc1	S	4	E624MOD:ALL	N	DRY
W-CGSA-1733	PTMW	Qt-Tnsc1	S	2	E624MOD:ALL	N	DRY
W-CGSA-1733	PTMW	Qt-Tnsc1	S	4	E624MOD:ALL	N	DRY
W-CGSA-1735	PTMW	Qal-Tnbs1	S	2	E624MOD:ALL	N	DRY
W-CGSA-1735	PTMW	Qal-Tnbs1	S	4	E624MOD:ALL	N	DRY
W-CGSA-1736	PTMW	Qal-Tnbs1	S	2	E624MOD:ALL	N	DRY
W-CGSA-1736	PTMW	Qal-Tnbs1	S	4	E624MOD:ALL	N	Insufficient water
W-CGSA-1737	PTMW	Qal-Tnbs1	S	2	E624MOD:ALL	Y	
W-CGSA-1737	PTMW	Qal-Tnbs1	S	4	E624MOD:ALL	Y	
W-CGSA-1739	PTMW	Qt-Tnsc1	S	2	E624MOD:ALL	Y	
W-CGSA-1739	PTMW	Qt-Tnsc1	S	4	E624MOD:ALL	Y	
W-CGSA-2708	PTMW	Qt-Tnsc1	Q	1	E300.0:NO3	Y	
W-CGSA-2708	PTMW	Qt-Tnsc1	Q	2	E300.0:NO3	Y	
W-CGSA-2708	PTMW	Qt-Tnsc1	Q	3	E300.0:NO3	Y	
W-CGSA-2708	PTMW	Qt-Tnsc1	Q	4	E300.0:NO3	Y	
W-CGSA-2708	PTMW	Qt-Tnsc1	Q	1	E624MOD:ALL	Y	
W-CGSA-2708	PTMW	Qt-Tnsc1	Q	2	E624MOD:ALL	Y	
W-CGSA-2708	PTMW	Qt-Tnsc1	Q	3	E624MOD:ALL	Y	
W-CGSA-2708	PTMW	Qt-Tnsc1	Q	4	E624MOD:ALL	Y	
W-CGSA-2908	PTMW	Qt	S	2	E624MOD:ALL	Y	
W-834-1709	PTMW	Tpsg	A	1	E300.0:NO3	Y	
W-834-1709	PTMW	Tpsg	S	1	E624MOD:ALL	Y	
W-834-1709	PTMW	Tpsg	S	3	E624MOD:ALL	N	Limited personnel availability due to COVID-19 pandemic
W-834-1709	PTMW	Tpsg	A	1	TBOS:ALL	Y	
W-834-1711	PTMW	Tps-Tnsc2	A	1	E300.0:NO3	Y	
W-834-1711	PTMW	Tps-Tnsc2	S	1	E624MOD:ALL	Y	
W-834-1711	PTMW	Tps-Tnsc2	S	3	E624MOD:ALL	N	Limited personnel availability due to COVID-19 pandemic
W-834-1711	PTMW	Tps-Tnsc2	A	1	TBOS:ALL	N	Insufficient water
W-834-1824	PTMW	Tpsg	A	1	E200.7:FE	Y	
W-834-1824	PTMW	Tpsg	A	1	E200.8:MN	Y	
W-834-1824	PTMW	Tpsg	A	1	E300.0:NO3	Y	
W-834-1824	PTMW	Tpsg	S	1	E624MOD:ALL	Y	
W-834-1824	PTMW	Tpsg	S	3	E624MOD:ALL	Y	
W-834-1824	PTMW	Tpsg	E	1	TBOS:ALL		To be sampled in 2022
W-834-1825	PTMW	Tpsg	A	1	E300.0:NO3	Y	
W-834-1825	PTMW	Tpsg	S	1	E624MOD:ALL	Y	
W-834-1825	PTMW	Tpsg	S	3	E624MOD:ALL	N	DRY
W-834-1825	PTMW	Tpsg	O	1	TBOS:ALL	N	Insufficient water
W-834-1833	PTMW	Tpsg	A	1	E200.7:FE	Y	
W-834-1833	PTMW	Tpsg	A	1	E200.8:MN	Y	
W-834-1833	PTMW	Tpsg	A	1	E300.0:NO3	Y	
W-834-1833	PTMW	Tpsg	S	1	E624MOD:ALL	Y	
W-834-1833	PTMW	Tpsg	S	3	E624MOD:ALL	Y	
W-834-1833	PTMW	Tpsg	E	1	TBOS:ALL		To be sampled in 2022
W-834-2001	EW	Tps-Tnsc2	A	1	E300.0:NO3	Y	
W-834-2001	EW	Tps-Tnsc2	S	1	E624MOD:ALL	Y	
W-834-2001	EW	Tps-Tnsc2	S	2	E624MOD:ALL	Y	
W-834-2001	EW	Tps-Tnsc2	S	3	E624MOD:ALL	Y	
W-834-2001	EW	Tps-Tnsc2	S	4	E624MOD:ALL	Y	
W-834-2001	EW	Tps-Tnsc2	S	1	EM8015:DIESEL	Y	
W-834-2001	EW	Tps-Tnsc2	S	3	EM8015:DIESEL	Y	
W-834-2001	EW	Tps-Tnsc2	A	1	TBOS:ALL	Y	
W-834-2113	PTMW	Tpsg	A	1	E300.0:NO3	Y	
W-834-2113	PTMW	Tpsg	S	1	E624MOD:ALL	Y	
W-834-2113	PTMW	Tpsg	S	2	E624MOD:ALL	Y	
W-834-2113	PTMW	Tpsg	S	3	E624MOD:ALL	Y	
W-834-2113	PTMW	Tpsg	S	4	E624MOD:ALL	Y	
W-834-2113	PTMW	Tpsg	A	1	TBOS:ALL	Y	
W-834-2113	PTMW	Tpsg	A	3	TBOS:ALL	Y	
W-834-2117	PTMW	Tpsg	A	1	E300.0:NO3	Y	
W-834-2117	PTMW	Tpsg	S	1	E624MOD:ALL	Y	
W-834-2117	PTMW	Tpsg	S	3	E624MOD:ALL	Y	
W-834-2117	PTMW	Tpsg	O	1	TBOS:ALL	Y	
W-834-2118	PTMW	Tpsg	A	1	E300.0:NO3	Y	
W-834-2118	PTMW	Tpsg	S	1	E300.0:PERC	Y	
W-834-2118	PTMW	Tpsg	S	1	E624MOD:ALL	Y	
W-834-2118	PTMW	Tpsg	S	3	E624MOD:ALL	N	Limited personnel availability due to COVID-19 pandemic
W-834-2118	PTMW	Tpsg	O	1	TBOS:ALL	Y	
W-834-2119	PTMW	Tps-Tnsc2	A	1	E300.0:NO3	Y	
W-834-2119	PTMW	Tps-Tnsc2	S	1	E624MOD:ALL	Y	
W-834-2119	PTMW	Tps-Tnsc2	S	3	E624MOD:ALL	Y	
W-834-2119	PTMW	Tps-Tnsc2	E	1	TBOS:ALL		To be sampled in 2022
W-834-3301	EW	Tps/Tnsc2	A	1	E300.0:NO3	Y	
W-834-3301	EW	Tps/Tnsc2	S	1	E624MOD:ALL	Y	
W-834-3301	EW	Tps/Tnsc2	S	3	E624MOD:ALL	N	Limited personnel availability due to COVID-19 pandemic
W-834-3301	EW	Tps/Tnsc2	E	1	TBOS:ALL		To be sampled in 2022
W-834-3302	PTMW	Tpsg	A	1	E300.0:NO3	Y	
W-834-3302	PTMW	Tpsg	S	1	E624MOD:ALL	Y	
W-834-3302	PTMW	Tpsg	S	3	E624MOD:ALL	N	Limited personnel availability due to COVID-19 pandemic
W-834-3302	PTMW	Tpsg	E	1	TBOS:ALL		To be sampled in 2022
W-834-3706	PTMW	Tps/Tnsc2	Q	3	E300.0:NO3	N	New well baseline sampling
W-834-3706	PTMW	Tps/Tnsc2	Q	4	E300.0:NO3	Y	
W-834-3706	PTMW	Tps/Tnsc2	Q	3	E624MOD:ALL	N	New well baseline sampling
W-834-3706	PTMW	Tps/Tnsc2	Q	4	E624MOD:ALL	Y	
W-834-3706	PTMW	Tps/Tnsc2	E	1	TBOS:ALL		To be sampled in 2022
W-834-A1	PTMW	Tps-Tnsc2	A	1	E300.0:NO3	Y	
W-834-A1	PTMW	Tps-Tnsc2	S	1	E624MOD:ALL	Y	
W-834-A1	PTMW	Tps-Tnsc2	S	3	E624MOD:ALL	N	Limited personnel availability due to COVID-19 pandemic
W-834-A1	PTMW	Tps-Tnsc2	A	1	TBOS:ALL	Y	

Appendix C. Ground and surface water sampling and analysis plan.

Sample Location	Location Type	Hydro Unit	Sampling Frequency	Sampling Quarter	Requested Analysis	Sampled Y/N	Comment
W-834-A2	PTMW	Tpsg	A	1	E300.0:NO3	N	DRY
W-834-A2	PTMW	Tpsg	S	1	E624MOD:ALL	N	DRY
W-834-A2	PTMW	Tpsg	S	3	E624MOD:ALL	N	Limited personnel availability due to COVID-19 pandemic
W-834-A2	PTMW	Tpsg	A	1	TBOS:ALL	N	DRY
W-834-B2	EW	Tpsg	A	1	E300.0:NO3	Y	
W-834-B2	EW	Tpsg	S	1	E624MOD:ALL	Y	
W-834-B2	EW	Tpsg	S	2	E624MOD:ALL	Y	
W-834-B2	EW	Tpsg	S	3	E624MOD:ALL	Y	
W-834-B2	EW	Tpsg	S	4	E624MOD:ALL	Y	
W-834-B2	EW	Tpsg	A	1	TBOS:ALL	Y	
W-834-B2	EW	Tpsg	A	3	TBOS:ALL	Y	
W-834-B3	EW	Tpsg	A	1	E300.0:NO3	Y	
W-834-B3	EW	Tpsg	S	1	E624MOD:ALL	Y	
W-834-B3	EW	Tpsg	S	2	E624MOD:ALL	Y	
W-834-B3	EW	Tpsg	S	3	E624MOD:ALL	Y	
W-834-B3	EW	Tpsg	S	4	E624MOD:ALL	Y	
W-834-B3	EW	Tpsg	A	1	TBOS:ALL	Y	
W-834-B3	EW	Tpsg	A	3	TBOS:ALL	Y	
W-834-B4	PTMW	Tpsg	A	1	E300.0:NO3	N	DRY
W-834-B4	PTMW	Tpsg	S	1	E624MOD:ALL	N	DRY
W-834-B4	PTMW	Tpsg	S	3	E624MOD:ALL	N	Limited personnel availability due to COVID-19 pandemic
W-834-B4	PTMW	Tpsg	A	1	TBOS:ALL	N	DRY
W-834-C2	PTMW	Tpsg	A	1	E300.0:NO3	N	DRY
W-834-C2	PTMW	Tpsg	S	1	E624MOD:ALL	N	DRY
W-834-C2	PTMW	Tpsg	S	3	E624MOD:ALL	N	Limited personnel availability due to COVID-19 pandemic
W-834-C2	PTMW	Tpsg	A	1	TBOS:ALL	N	DRY
W-834-C4	PTMW	Tpsg	A	1	E300.0:NO3	Y	
W-834-C4	PTMW	Tpsg	S	1	E624MOD:ALL	Y	
W-834-C4	PTMW	Tpsg	S	3	E624MOD:ALL	N	Limited personnel availability due to COVID-19 pandemic
W-834-C4	PTMW	Tpsg	A	1	TBOS:ALL	Y	
W-834-C5	PTMW	Tpsg	A	1	E300.0:NO3	N	DRY
W-834-C5	PTMW	Tpsg	S	1	E624MOD:ALL	N	DRY
W-834-C5	PTMW	Tpsg	S	3	E624MOD:ALL	N	Well location under construction
W-834-C5	PTMW	Tpsg	A	1	TBOS:ALL	N	DRY
W-834-D10	PTMW	Tps-Tnsc2	A	1	E300.0:NO3	N	DRY
W-834-D10	PTMW	Tps-Tnsc2	S	1	E624MOD:ALL	N	DRY
W-834-D10	PTMW	Tps-Tnsc2	S	3	E624MOD:ALL	N	Limited personnel availability due to COVID-19 pandemic
W-834-D10	PTMW	Tps-Tnsc2	A	1	TBOS:ALL	N	DRY
W-834-D11	PTMW	Tpsg	A	1	E300.0:NO3	N	DRY
W-834-D11	PTMW	Tpsg	S	1	E624MOD:ALL	N	DRY
W-834-D11	PTMW	Tpsg	S	3	E624MOD:ALL	N	Limited personnel availability due to COVID-19 pandemic
W-834-D11	PTMW	Tpsg	A	1	TBOS:ALL	N	DRY
W-834-D12	EW	Tpsg	A	1	E300.0:NO3	Y	
W-834-D12	EW	Tpsg	S	1	E624MOD:ALL	Y	
W-834-D12	EW	Tpsg	S	2	E624MOD:ALL	Y	
W-834-D12	EW	Tpsg	S	3	E624MOD:ALL	Y	
W-834-D12	EW	Tpsg	S	4	E624MOD:ALL	Y	
W-834-D12	EW	Tpsg	A	1	TBOS:ALL	Y	
W-834-D12	EW	Tpsg	A	3	TBOS:ALL	Y	
W-834-D13	EW	Tpsg	A	1	E300.0:NO3	Y	
W-834-D13	EW	Tpsg	S	1	E624MOD:ALL	Y	
W-834-D13	EW	Tpsg	S	2	E624MOD:ALL	Y	
W-834-D13	EW	Tpsg	S	3	E624MOD:ALL	Y	
W-834-D13	EW	Tpsg	S	4	E624MOD:ALL	Y	
W-834-D13	EW	Tpsg	A	1	TBOS:ALL	Y	
W-834-D13	EW	Tpsg	A	3	TBOS:ALL	Y	
W-834-D14	PTMW	Tpsg	A	1	E300.0:NO3	Y	
W-834-D14	PTMW	Tpsg	S	1	E624MOD:ALL	Y	
W-834-D14	PTMW	Tpsg	S	3	E624MOD:ALL	N	Limited personnel availability due to COVID-19 pandemic
W-834-D14	PTMW	Tpsg	A	1	TBOS:ALL	N	Insufficient water
W-834-D15	PTMW	Tpsg	A	1	E300.0:NO3	N	DRY
W-834-D15	PTMW	Tpsg	S	1	E624MOD:ALL	N	DRY
W-834-D15	PTMW	Tpsg	S	3	E624MOD:ALL	N	Limited personnel availability due to COVID-19 pandemic
W-834-D15	PTMW	Tpsg	A	1	TBOS:ALL	N	DRY
W-834-D16	PTMW	Tpsg	A	1	E300.0:NO3	N	DRY
W-834-D16	PTMW	Tpsg	S	1	E624MOD:ALL	N	DRY
W-834-D16	PTMW	Tpsg	S	3	E624MOD:ALL	N	Limited personnel availability due to COVID-19 pandemic
W-834-D16	PTMW	Tpsg	A	1	TBOS:ALL	N	DRY
W-834-D17	PTMW	Tpsg	A	1	E300.0:NO3	N	DRY
W-834-D17	PTMW	Tpsg	S	1	E624MOD:ALL	N	DRY
W-834-D17	PTMW	Tpsg	S	3	E624MOD:ALL	N	DRY
W-834-D17	PTMW	Tpsg	A	1	TBOS:ALL	N	DRY
W-834-D18	PTMW	Tpsg	A	1	E300.0:NO3	N	Insufficient water
W-834-D18	PTMW	Tpsg	S	1	E624MOD:ALL	N	Insufficient water
W-834-D18	PTMW	Tpsg	S	3	E624MOD:ALL	N	Limited personnel availability due to COVID-19 pandemic
W-834-D18	PTMW	Tpsg	A	1	TBOS:ALL	N	Insufficient water
W-834-D2	PTMW	LTnbs1	A	1	E300.0:NO3	N	DRY
W-834-D2	PTMW	LTnbs1	A	1	E624MOD:ALL	N	DRY
W-834-D2	PTMW	LTnbs1	A	1	TBOS:ALL	N	DRY
W-834-D3	PTMW	Tpsg	A	1	E300.0:NO3	Y	
W-834-D3	PTMW	Tpsg	S	1	E624MOD:ALL	Y	
W-834-D3	PTMW	Tpsg	S	3	E624MOD:ALL	N	Limited personnel availability due to COVID-19 pandemic
W-834-D3	PTMW	Tpsg	A	1	TBOS:ALL	Y	
W-834-D4	EW	Tpsg	A	1	E300.0:NO3	Y	
W-834-D4	EW	Tpsg	S	1	E624MOD:ALL	Y	
W-834-D4	EW	Tpsg	S	2	E624MOD:ALL	Y	
W-834-D4	EW	Tpsg	S	3	E624MOD:ALL	Y	
W-834-D4	EW	Tpsg	S	4	E624MOD:ALL	Y	
W-834-D4	EW	Tpsg	A	1	TBOS:ALL	Y	
W-834-D4	EW	Tpsg	A	3	TBOS:ALL	Y	
W-834-D5	PTMW	Tpsg	A	1	E300.0:NO3	Y	
W-834-D5	PTMW	Tpsg	S	1	E624MOD:ALL	Y	
W-834-D5	PTMW	Tpsg	S	2	E624MOD:ALL	Y	

Appendix C. Ground and surface water sampling and analysis plan.

Sample Location	Location Type	Hydro Unit	Sampling Frequency	Sampling Quarter	Requested Analysis	Sampled Y/N	Comment
W-834-D5	PTMW	Tpsg	S	3	E624MOD:ALL	Y	
W-834-D5	PTMW	Tpsg	S	4	E624MOD:ALL	Y	
W-834-D5	PTMW	Tpsg	A	1	TBOS:ALL	Y	
W-834-D6	EW	Tpsg	A	1	E300.0:NO3	Y	
W-834-D6	EW	Tpsg	S	1	E624MOD:ALL	Y	
W-834-D6	EW	Tpsg	S	2	E624MOD:ALL	Y	
W-834-D6	EW	Tpsg	S	3	E624MOD:ALL	Y	
W-834-D6	EW	Tpsg	S	4	E624MOD:ALL	Y	
W-834-D6	EW	Tpsg	A	1	TBOS:ALL	Y	
W-834-D6	EW	Tpsg	A	3	TBOS:ALL	Y	
W-834-D7	EW	Tpsg	A	1	E300.0:NO3	Y	
W-834-D7	EW	Tpsg	S	1	E624MOD:ALL	Y	
W-834-D7	EW	Tpsg	S	2	E624MOD:ALL	Y	
W-834-D7	EW	Tpsg	S	3	E624MOD:ALL	Y	
W-834-D7	EW	Tpsg	S	4	E624MOD:ALL	Y	
W-834-D7	EW	Tpsg	A	1	TBOS:ALL	Y	
W-834-D7	EW	Tpsg	A	3	TBOS:ALL	Y	
W-834-D9A	PTMW	Tnbs2	A	1	E300.0:NO3	N	DRY
W-834-D9A	PTMW	Tnbs2	A	1	E624MOD:ALL	N	DRY
W-834-D9A	PTMW	Tnbs2	A	1	TBOS:ALL	N	DRY
W-834-G3	PTMW	Tpsg	A	1	E300.0:NO3	N	DRY
W-834-G3	PTMW	Tpsg	A	1	E624MOD:ALL	N	DRY
W-834-G3	PTMW	Tpsg	A	1	TBOS:ALL	N	DRY
W-834-H2	PTMW	Tpsg	A	1	E300.0:NO3	N	DRY
W-834-H2	PTMW	Tpsg	S	1	E624MOD:ALL	N	DRY
W-834-H2	PTMW	Tpsg	S	3	E624MOD:ALL	N	Limited personnel availability due to COVID-19 pandemic
W-834-H2	PTMW	Tpsg	A	1	TBOS:ALL	N	DRY
W-834-J1	EW	Tpsg	A	1	E300.0:NO3	Y	
W-834-J1	EW	Tpsg	S	1	E624MOD:ALL	Y	
W-834-J1	EW	Tpsg	S	2	E624MOD:ALL	Y	
W-834-J1	EW	Tpsg	S	3	E624MOD:ALL	Y	
W-834-J1	EW	Tpsg	S	4	E624MOD:ALL	Y	
W-834-J1	EW	Tpsg	A	1	TBOS:ALL	Y	
W-834-J1	EW	Tpsg	A	3	TBOS:ALL	Y	
W-834-J2	PTMW	Tpsg	A	1	E300.0:NO3	Y	
W-834-J2	PTMW	Tpsg	S	1	E624MOD:ALL	Y	
W-834-J2	PTMW	Tpsg	S	3	E624MOD:ALL	Y	
W-834-J2	PTMW	Tpsg	A	1	TBOS:ALL	Y	
W-834-J3	PTMW	Tpsg	A	1	E300.0:NO3	N	DRY
W-834-J3	PTMW	Tpsg	S	1	E624MOD:ALL	N	DRY
W-834-J3	PTMW	Tpsg	S	3	E624MOD:ALL	N	DRY
W-834-J3	PTMW	Tpsg	O	1	TBOS:ALL	N	DRY
W-834-K1A	PTMW	Tpsg	A	1	E300.0:NO3	N	DRY
W-834-K1A	PTMW	Tpsg	S	1	E624MOD:ALL	N	DRY
W-834-K1A	PTMW	Tpsg	S	3	E624MOD:ALL	N	DRY
W-834-K1A	PTMW	Tpsg	A	1	TBOS:ALL	N	DRY
W-834-M1	PTMW	Tpsg	A	1	E300.0:NO3	Y	
W-834-M1	PTMW	Tpsg	S	1	E624MOD:ALL	Y	
W-834-M1	PTMW	Tpsg	S	3	E624MOD:ALL	Y	
W-834-M1	PTMW	Tpsg	E	1	TBOS:ALL		To be sampled in 2022
W-834-M2	PTMW	Tpsg	A	1	E300.0:NO3	N	DRY
W-834-M2	PTMW	Tpsg	S	1	E624MOD:ALL	N	DRY
W-834-M2	PTMW	Tpsg	S	3	E624MOD:ALL	N	Limited personnel availability due to COVID-19 pandemic
W-834-M2	PTMW	Tpsg	E	1	TBOS:ALL		To be sampled in 2022
W-834-S1	EW	Tpsg	A	1	E300.0:NO3	Y	
W-834-S1	EW	Tpsg	S	1	E624MOD:ALL	Y	
W-834-S1	EW	Tpsg	S	2	E624MOD:ALL	Y	
W-834-S1	EW	Tpsg	S	3	E624MOD:ALL	Y	
W-834-S1	EW	Tpsg	S	4	E624MOD:ALL	Y	
W-834-S1	EW	Tpsg	A	1	TBOS:ALL	Y	
W-834-S1	EW	Tpsg	A	3	TBOS:ALL	Y	
W-834-S10	PTMW	Tpsg	A	1	E300.0:NO3	N	DRY
W-834-S10	PTMW	Tpsg	S	1	E624MOD:ALL	N	DRY
W-834-S10	PTMW	Tpsg	S	3	E624MOD:ALL	N	DRY
W-834-S10	PTMW	Tpsg	A	1	TBOS:ALL	N	DRY
W-834-S12A	EW	Tpsg	A	1	E300.0:NO3	Y	
W-834-S12A	EW	Tpsg	S	1	E624MOD:ALL	Y	
W-834-S12A	EW	Tpsg	S	2	E624MOD:ALL	Y	
W-834-S12A	EW	Tpsg	S	3	E624MOD:ALL	Y	
W-834-S12A	EW	Tpsg	S	4	E624MOD:ALL	Y	
W-834-S12A	EW	Tpsg	A	1	TBOS:ALL	Y	
W-834-S12A	EW	Tpsg	A	3	TBOS:ALL	Y	
W-834-S13	EW	Tpsg	A	1	E300.0:NO3	Y	
W-834-S13	EW	Tpsg	S	1	E624MOD:ALL	Y	
W-834-S13	EW	Tpsg	S	2	E624MOD:ALL	Y	
W-834-S13	EW	Tpsg	S	3	E624MOD:ALL	Y	
W-834-S13	EW	Tpsg	S	4	E624MOD:ALL	Y	
W-834-S13	EW	Tpsg	A	1	TBOS:ALL	Y	
W-834-S13	EW	Tpsg	A	3	TBOS:ALL	Y	
W-834-S4	PTMW	Tpsg	A	1	E300.0:NO3	Y	
W-834-S4	PTMW	Tpsg	S	1	E624MOD:ALL	Y	
W-834-S4	PTMW	Tpsg	S	3	E624MOD:ALL	N	No access to well location
W-834-S4	PTMW	Tpsg	O	1	TBOS:ALL	Y	
W-834-S5	PTMW	Tpsg	A	1	E300.0:NO3	N	DRY
W-834-S5	PTMW	Tpsg	S	1	E624MOD:ALL	N	DRY
W-834-S5	PTMW	Tpsg	S	3	E624MOD:ALL	N	DRY
W-834-S5	PTMW	Tpsg	O	1	TBOS:ALL	N	DRY
W-834-S6	PTMW	Tpsg	A	1	E300.0:NO3	N	DRY
W-834-S6	PTMW	Tpsg	S	1	E624MOD:ALL	N	DRY
W-834-S6	PTMW	Tpsg	S	3	E624MOD:ALL	N	DRY
W-834-S6	PTMW	Tpsg	E	1	TBOS:ALL		To be sampled in 2022
W-834-S7	PTMW	Tpsg	A	1	E300.0:NO3	N	DRY
W-834-S7	PTMW	Tpsg	S	1	E624MOD:ALL	N	DRY

Appendix C. Ground and surface water sampling and analysis plan.

Sample Location	Location Type	Hydro Unit	Sampling Frequency	Sampling Quarter	Requested Analysis	Sampled Y/N	Comment
W-834-S7	PTMW	Tpsg	S	3	E624MOD:ALL	N	Limited personnel availability due to COVID-19 pandemic
W-834-S7	PTMW	Tpsg	E	1	TBOS:ALL		To be sampled in 2022
W-834-S8	PTMW	Tps-Tnsc2	A	1	E300.0:NO3	Y	
W-834-S8	PTMW	Tps-Tnsc2	S	1	E624MOD:ALL	Y	
W-834-S8	PTMW	Tps-Tnsc2	S	3	E624MOD:ALL	N	DRY
W-834-S8	PTMW	Tps-Tnsc2	O	1	EM8015:DRANGE	Y	
W-834-S8	PTMW	Tps-Tnsc2	O	1	TBOS:ALL	Y	
W-834-S9	PTMW	Tps-Tnsc2	A	1	E300.0:NO3	Y	
W-834-S9	PTMW	Tps-Tnsc2	S	1	E624MOD:ALL	Y	
W-834-S9	PTMW	Tps-Tnsc2	S	3	E624MOD:ALL	Y	
W-834-S9	PTMW	Tps-Tnsc2	E	1	TBOS:ALL		To be sampled in 2022
W-834-T1	GW	LTnbs1	S	1	E300.0:NO3	Y	
W-834-T1	GW	LTnbs1	S	3	E300.0:NO3	Y	
W-834-T1	GW	LTnbs1	Q	1	E624MOD:ALL	Y	
W-834-T1	GW	LTnbs1	Q	2	E624MOD:ALL	Y	
W-834-T1	GW	LTnbs1	Q	3	E624MOD:ALL	Y	
W-834-T1	GW	LTnbs1	Q	4	E624MOD:ALL	Y	
W-834-T1	GW	LTnbs1	S	1	TBOS:ALL	Y	
W-834-T1	GW	LTnbs1	S	3	TBOS:ALL	Y	
W-834-T11	PTMW	Tpsg	A	1	E300.0:NO3	N	DRY
W-834-T11	PTMW	Tpsg	S	1	E624MOD:ALL	N	DRY
W-834-T11	PTMW	Tpsg	S	3	E624MOD:ALL	N	DRY
W-834-T11	PTMW	Tpsg	E	1	TBOS:ALL		To be sampled in 2022
W-834-T2	PTMW	Tpsg	A	1	E200.7:FE	Y	
W-834-T2	PTMW	Tpsg	A	1	E200.8:MN	Y	
W-834-T2	PTMW	Tpsg	A	1	E300.0:NO3	Y	
W-834-T2	PTMW	Tpsg	S	1	E624MOD:ALL	Y	
W-834-T2	PTMW	Tpsg	S	3	E624MOD:ALL	Y	
W-834-T2	PTMW	Tpsg	O	1	TBOS:ALL	Y	
W-834-T2A	PTMW	Tpsg	A	1	E300.0:NO3	Y	
W-834-T2A	PTMW	Tpsg	S	1	E624MOD:ALL	Y	
W-834-T2A	PTMW	Tpsg	S	3	E624MOD:ALL	Y	
W-834-T2A	PTMW	Tpsg	E	1	TBOS:ALL		To be sampled in 2022
W-834-T2B	PTMW	Tpsg	A	1	E300.0:NO3	Y	
W-834-T2B	PTMW	Tpsg	S	1	E624MOD:ALL	Y	
W-834-T2B	PTMW	Tpsg	S	3	E624MOD:ALL	Y	
W-834-T2B	PTMW	Tpsg	O	1	TBOS:ALL	Y	
W-834-T2C	PTMW	Tpsg	A	1	E300.0:NO3	N	DRY
W-834-T2C	PTMW	Tpsg	S	1	E624MOD:ALL	N	DRY
W-834-T2C	PTMW	Tpsg	S	3	E624MOD:ALL	N	DRY
W-834-T2C	PTMW	Tpsg	E	1	TBOS:ALL		To be sampled in 2022
W-834-T2D	PTMW	Tpsg	A	1	E300.0:NO3	Y	
W-834-T2D	PTMW	Tpsg	S	1	E624MOD:ALL	Y	
W-834-T2D	PTMW	Tpsg	S	3	E624MOD:ALL	N	Limited personnel availability due to COVID-19 pandemic
W-834-T2D	PTMW	Tpsg	E	1	TBOS:ALL		To be sampled in 2022
W-834-T3	GW	LTnbs1	S	1	E300.0:NO3	Y	
W-834-T3	GW	LTnbs1	S	3	E300.0:NO3	Y	
W-834-T3	GW	LTnbs1	Q	1	E624MOD:ALL	Y	
W-834-T3	GW	LTnbs1	Q	2	E624MOD:ALL	Y	
W-834-T3	GW	LTnbs1	Q	3	E624MOD:ALL	Y	
W-834-T3	GW	LTnbs1	Q	4	E624MOD:ALL	Y	
W-834-T3	GW	LTnbs1	S	1	TBOS:ALL	Y	
W-834-T3	GW	LTnbs1	S	3	TBOS:ALL	Y	
W-834-T5	PTMW	Tps-Tnsc2	A	1	E300.0:NO3	Y	
W-834-T5	PTMW	Tps-Tnsc2	S	1	E624MOD:ALL	Y	
W-834-T5	PTMW	Tps-Tnsc2	S	3	E624MOD:ALL	N	Limited personnel availability due to COVID-19 pandemic
W-834-T5	PTMW	Tps-Tnsc2	E	1	TBOS:ALL		To be sampled in 2022
W-834-T7A	PTMW	Tps-Tnsc2	A	1	E300.0:NO3	N	DRY
W-834-T7A	PTMW	Tps-Tnsc2	S	1	E624MOD:ALL	N	DRY
W-834-T7A	PTMW	Tps-Tnsc2	S	3	E624MOD:ALL	N	Limited personnel availability due to COVID-19 pandemic
W-834-T7A	PTMW	Tps-Tnsc2	O	1	TBOS:ALL	N	DRY
W-834-T8A	PTMW	Tpsg	A	1	E300.0:NO3	N	DRY
W-834-T8A	PTMW	Tpsg	S	1	E624MOD:ALL	N	DRY
W-834-T8A	PTMW	Tpsg	S	3	E624MOD:ALL	N	DRY
W-834-T8A	PTMW	Tpsg	O	1	TBOS:ALL	N	DRY
W-834-T9	PTMW	Tpsg	A	1	E300.0:NO3	N	DRY
W-834-T9	PTMW	Tpsg	S	1	E624MOD:ALL	N	DRY
W-834-T9	PTMW	Tpsg	S	3	E624MOD:ALL	N	DRY
W-834-T9	PTMW	Tpsg	O	1	TBOS:ALL	N	DRY
W-834-U1	PTMW	Tps-Tnsc2	A	1	E300.0:NO3	Y	
W-834-U1	PTMW	Tps-Tnsc2	S	1	E624MOD:ALL	Y	
W-834-U1	PTMW	Tps-Tnsc2	S	3	E624MOD:ALL	N	Limited personnel availability due to COVID-19 pandemic
W-834-U1	PTMW	Tps-Tnsc2	A	1	EM8015:DIESEL	Y	
W-834-U1	PTMW	Tps-Tnsc2	A	1	TBOS:ALL	Y	
BC6-10	PTMW	LTnbs1	A	1	E300.0:NO3	Y	
BC6-10	PTMW	LTnbs1	A	1	E300.0:PERC	Y	
BC6-10	PTMW	LTnbs1	S	1	E624MOD:ALL	Y	
BC6-10	PTMW	LTnbs1	S	3	E624MOD:ALL	Y	
BC6-10	PTMW	LTnbs1	S	1	E906:ALL	Y	
BC6-10	PTMW	LTnbs1	S	3	E906:ALL	Y	
BC6-13	PTMW	Qt-Tnbs1	Q	1	E300.0:NO3	N	DRY
BC6-13	PTMW	Qt-Tnbs1	Q	2	E300.0:NO3	N	DRY
BC6-13	PTMW	Qt-Tnbs1	Q	3	E300.0:NO3	N	DRY
BC6-13	PTMW	Qt-Tnbs1	Q	4	E300.0:NO3	N	DRY
BC6-13	PTMW	Qt-Tnbs1	Q	1	E300.0:PERC	N	DRY
BC6-13	PTMW	Qt-Tnbs1	Q	2	E300.0:PERC	N	DRY
BC6-13	PTMW	Qt-Tnbs1	Q	3	E300.0:PERC	N	DRY
BC6-13	PTMW	Qt-Tnbs1	Q	4	E300.0:PERC	N	DRY
BC6-13	PTMW	Qt-Tnbs1	Q	1	E624MOD:ALL	N	DRY
BC6-13	PTMW	Qt-Tnbs1	Q	2	E624MOD:ALL	N	DRY
BC6-13	PTMW	Qt-Tnbs1	Q	3	E624MOD:ALL	N	DRY
BC6-13	PTMW	Qt-Tnbs1	Q	4	E624MOD:ALL	N	DRY
BC6-13	PTMW	Qt-Tnbs1	Q	1	E906:ALL	N	DRY

Appendix C. Ground and surface water sampling and analysis plan.

Sample Location	Location Type	Hydro Unit	Sampling Frequency	Sampling Quarter	Requested Analysis	Sampled Y/N	Comment
BC6-13	PTMW	Qt-Tnbs1	Q	2	E906:ALL	N	DRY
BC6-13	PTMW	Qt-Tnbs1	Q	3	E906:ALL	N	DRY
BC6-13	PTMW	Qt-Tnbs1	Q	4	E906:ALL	N	DRY
CARNRW1	WS	Qt-Tnbs1	M	1	E300.0:NO3	Y	
CARNRW1	WS	Qt-Tnbs1	M	1	E300.0:NO3	Y	
CARNRW1	WS	Qt-Tnbs1	M	1	E300.0:NO3	Y	
CARNRW1	WS	Qt-Tnbs1	M	2	E300.0:NO3	Y	
CARNRW1	WS	Qt-Tnbs1	M	2	E300.0:NO3	Y	
CARNRW1	WS	Qt-Tnbs1	M	2	E300.0:NO3	Y	
CARNRW1	WS	Qt-Tnbs1	M	3	E300.0:NO3	Y	
CARNRW1	WS	Qt-Tnbs1	M	3	E300.0:NO3	Y	
CARNRW1	WS	Qt-Tnbs1	M	3	E300.0:NO3	Y	
CARNRW1	WS	Qt-Tnbs1	M	4	E300.0:NO3	Y	
CARNRW1	WS	Qt-Tnbs1	M	4	E300.0:NO3	Y	
CARNRW1	WS	Qt-Tnbs1	M	4	E300.0:NO3	Y	
CARNRW1	WS	Qt-Tnbs1	M	1	E300.0:PERC	Y	
CARNRW1	WS	Qt-Tnbs1	M	1	E300.0:PERC	Y	
CARNRW1	WS	Qt-Tnbs1	M	1	E300.0:PERC	Y	
CARNRW1	WS	Qt-Tnbs1	M	2	E300.0:PERC	Y	
CARNRW1	WS	Qt-Tnbs1	M	2	E300.0:PERC	Y	
CARNRW1	WS	Qt-Tnbs1	M	2	E300.0:PERC	Y	
CARNRW1	WS	Qt-Tnbs1	M	3	E300.0:PERC	N	Analytical laboratory issue
CARNRW1	WS	Qt-Tnbs1	M	3	E300.0:PERC	Y	
CARNRW1	WS	Qt-Tnbs1	M	3	E300.0:PERC	Y	
CARNRW1	WS	Qt-Tnbs1	M	4	E300.0:PERC	Y	
CARNRW1	WS	Qt-Tnbs1	M	4	E300.0:PERC	Y	
CARNRW1	WS	Qt-Tnbs1	M	4	E300.0:PERC	Y	
CARNRW1	WS	Qt-Tnbs1	M	1	E624MOD:ALL	Y	
CARNRW1	WS	Qt-Tnbs1	M	1	E624MOD:ALL	Y	
CARNRW1	WS	Qt-Tnbs1	M	1	E624MOD:ALL	Y	
CARNRW1	WS	Qt-Tnbs1	M	2	E624MOD:ALL	Y	
CARNRW1	WS	Qt-Tnbs1	M	2	E624MOD:ALL	Y	
CARNRW1	WS	Qt-Tnbs1	M	2	E624MOD:ALL	Y	
CARNRW1	WS	Qt-Tnbs1	M	3	E624MOD:ALL	Y	
CARNRW1	WS	Qt-Tnbs1	M	3	E624MOD:ALL	Y	
CARNRW1	WS	Qt-Tnbs1	M	3	E624MOD:ALL	Y	
CARNRW1	WS	Qt-Tnbs1	M	4	E624MOD:ALL	Y	
CARNRW1	WS	Qt-Tnbs1	M	4	E624MOD:ALL	Y	
CARNRW1	WS	Qt-Tnbs1	M	4	E624MOD:ALL	Y	
CARNRW1	WS	Qt-Tnbs1	Q	1	E8330:R+H	Y	
CARNRW1	WS	Qt-Tnbs1	Q	2	E8330:R+H	Y	
CARNRW1	WS	Qt-Tnbs1	Q	3	E8330:R+H	Y	
CARNRW1	WS	Qt-Tnbs1	Q	4	E8330:R+H	Y	
CARNRW1	WS	Qt-Tnbs1	Q	1	E900:ALL	Y	
CARNRW1	WS	Qt-Tnbs1	Q	2	E900:ALL	Y	
CARNRW1	WS	Qt-Tnbs1	Q	3	E900:ALL	Y	
CARNRW1	WS	Qt-Tnbs1	Q	4	E900:ALL	Y	
CARNRW1	WS	Qt-Tnbs1	M	1	E906:ALL	Y	
CARNRW1	WS	Qt-Tnbs1	M	1	E906:ALL	Y	
CARNRW1	WS	Qt-Tnbs1	M	1	E906:ALL	Y	
CARNRW1	WS	Qt-Tnbs1	M	2	E906:ALL	Y	
CARNRW1	WS	Qt-Tnbs1	M	2	E906:ALL	Y	
CARNRW1	WS	Qt-Tnbs1	M	2	E906:ALL	Y	
CARNRW1	WS	Qt-Tnbs1	M	3	E906:ALL	Y	
CARNRW1	WS	Qt-Tnbs1	M	3	E906:ALL	Y	
CARNRW1	WS	Qt-Tnbs1	M	3	E906:ALL	Y	
CARNRW1	WS	Qt-Tnbs1	M	4	E906:ALL	Y	
CARNRW1	WS	Qt-Tnbs1	M	4	E906:ALL	Y	
CARNRW1	WS	Qt-Tnbs1	M	4	E906:ALL	Y	
CARNRW1	WS	Qt-Tnbs1	Q	1	WGMGMET3:ALL	Y	
CARNRW1	WS	Qt-Tnbs1	Q	2	WGMGMET3:ALL	Y	
CARNRW1	WS	Qt-Tnbs1	Q	3	WGMGMET3:ALL	Y	
CARNRW1	WS	Qt-Tnbs1	Q	4	WGMGMET3:ALL	Y	
CARNRW2	WS	Qt-Tnbs1	Q	1	AS:UISO	Y	
CARNRW2	WS	Qt-Tnbs1	Q	2	AS:UISO	Y	
CARNRW2	WS	Qt-Tnbs1	Q	3	AS:UISO	Y	
CARNRW2	WS	Qt-Tnbs1	Q	4	AS:UISO	Y	
CARNRW2	WS	Qt-Tnbs1	M	1	E300.0:NO3	Y	
CARNRW2	WS	Qt-Tnbs1	M	1	E300.0:NO3	Y	
CARNRW2	WS	Qt-Tnbs1	M	1	E300.0:NO3	Y	
CARNRW2	WS	Qt-Tnbs1	M	2	E300.0:NO3	Y	
CARNRW2	WS	Qt-Tnbs1	M	2	E300.0:NO3	Y	
CARNRW2	WS	Qt-Tnbs1	M	2	E300.0:NO3	Y	
CARNRW2	WS	Qt-Tnbs1	M	3	E300.0:NO3	Y	
CARNRW2	WS	Qt-Tnbs1	M	3	E300.0:NO3	Y	
CARNRW2	WS	Qt-Tnbs1	M	3	E300.0:NO3	Y	
CARNRW2	WS	Qt-Tnbs1	M	4	E300.0:NO3	Y	
CARNRW2	WS	Qt-Tnbs1	M	4	E300.0:NO3	Y	
CARNRW2	WS	Qt-Tnbs1	M	4	E300.0:NO3	Y	
CARNRW2	WS	Qt-Tnbs1	M	1	E300.0:PERC	Y	
CARNRW2	WS	Qt-Tnbs1	M	1	E300.0:PERC	Y	
CARNRW2	WS	Qt-Tnbs1	M	1	E300.0:PERC	Y	
CARNRW2	WS	Qt-Tnbs1	M	2	E300.0:PERC	Y	
CARNRW2	WS	Qt-Tnbs1	M	2	E300.0:PERC	Y	
CARNRW2	WS	Qt-Tnbs1	M	2	E300.0:PERC	Y	
CARNRW2	WS	Qt-Tnbs1	M	3	E300.0:PERC	Y	
CARNRW2	WS	Qt-Tnbs1	M	3	E300.0:PERC	Y	
CARNRW2	WS	Qt-Tnbs1	M	3	E300.0:PERC	Y	
CARNRW2	WS	Qt-Tnbs1	M	4	E300.0:PERC	Y	
CARNRW2	WS	Qt-Tnbs1	M	4	E300.0:PERC	Y	
CARNRW2	WS	Qt-Tnbs1	M	4	E300.0:PERC	Y	
CARNRW2	WS	Qt-Tnbs1	M	1	E624MOD:ALL	Y	
CARNRW2	WS	Qt-Tnbs1	M	1	E624MOD:ALL	Y	

Appendix C. Ground and surface water sampling and analysis plan.

Sample Location	Location Type	Hydro Unit	Sampling Frequency	Sampling Quarter	Requested Analysis	Sampled Y/N	Comment
CARNRW2	WS	Qt-Tnbs1	M	1	E624MOD:ALL	Y	
CARNRW2	WS	Qt-Tnbs1	M	2	E624MOD:ALL	Y	
CARNRW2	WS	Qt-Tnbs1	M	2	E624MOD:ALL	Y	
CARNRW2	WS	Qt-Tnbs1	M	2	E624MOD:ALL	Y	
CARNRW2	WS	Qt-Tnbs1	M	3	E624MOD:ALL	Y	
CARNRW2	WS	Qt-Tnbs1	M	3	E624MOD:ALL	Y	
CARNRW2	WS	Qt-Tnbs1	M	3	E624MOD:ALL	Y	
CARNRW2	WS	Qt-Tnbs1	M	4	E624MOD:ALL	Y	
CARNRW2	WS	Qt-Tnbs1	M	4	E624MOD:ALL	Y	
CARNRW2	WS	Qt-Tnbs1	M	4	E624MOD:ALL	Y	
CARNRW2	WS	Qt-Tnbs1	Q	1	E8330:R+H	Y	
CARNRW2	WS	Qt-Tnbs1	Q	2	E8330:R+H	Y	
CARNRW2	WS	Qt-Tnbs1	Q	3	E8330:R+H	Y	
CARNRW2	WS	Qt-Tnbs1	Q	4	E8330:R+H	Y	
CARNRW2	WS	Qt-Tnbs1	Q	1	E900:ALL	Y	
CARNRW2	WS	Qt-Tnbs1	Q	2	E900:ALL	Y	
CARNRW2	WS	Qt-Tnbs1	Q	3	E900:ALL	Y	
CARNRW2	WS	Qt-Tnbs1	Q	4	E900:ALL	Y	
CARNRW2	WS	Qt-Tnbs1	M	1	E906:ALL	Y	
CARNRW2	WS	Qt-Tnbs1	M	1	E906:ALL	Y	
CARNRW2	WS	Qt-Tnbs1	M	1	E906:ALL	Y	
CARNRW2	WS	Qt-Tnbs1	M	2	E906:ALL	Y	
CARNRW2	WS	Qt-Tnbs1	M	2	E906:ALL	Y	
CARNRW2	WS	Qt-Tnbs1	M	2	E906:ALL	Y	
CARNRW2	WS	Qt-Tnbs1	M	3	E906:ALL	Y	
CARNRW2	WS	Qt-Tnbs1	M	3	E906:ALL	Y	
CARNRW2	WS	Qt-Tnbs1	M	3	E906:ALL	Y	
CARNRW2	WS	Qt-Tnbs1	M	4	E906:ALL	Y	
CARNRW2	WS	Qt-Tnbs1	M	4	E906:ALL	Y	
CARNRW2	WS	Qt-Tnbs1	M	4	E906:ALL	Y	
CARNRW2	WS	Qt-Tnbs1	Q	1	WGMGMET3:ALL	Y	
CARNRW2	WS	Qt-Tnbs1	Q	2	WGMGMET3:ALL	Y	
CARNRW2	WS	Qt-Tnbs1	Q	3	WGMGMET3:ALL	Y	
CARNRW2	WS	Qt-Tnbs1	Q	4	WGMGMET3:ALL	Y	
CARNRW3	WS	Qt-Tnbs1	M	1	E300.0:NO3	Y	
CARNRW3	WS	Qt-Tnbs1	M	1	E300.0:NO3	Y	
CARNRW3	WS	Qt-Tnbs1	M	1	E300.0:NO3	Y	
CARNRW3	WS	Qt-Tnbs1	M	2	E300.0:NO3	Y	
CARNRW3	WS	Qt-Tnbs1	M	2	E300.0:NO3	Y	
CARNRW3	WS	Qt-Tnbs1	M	2	E300.0:NO3	Y	
CARNRW3	WS	Qt-Tnbs1	M	3	E300.0:NO3	Y	
CARNRW3	WS	Qt-Tnbs1	M	3	E300.0:NO3	Y	
CARNRW3	WS	Qt-Tnbs1	M	3	E300.0:NO3	Y	
CARNRW3	WS	Qt-Tnbs1	M	4	E300.0:NO3	Y	
CARNRW3	WS	Qt-Tnbs1	M	4	E300.0:NO3	Y	
CARNRW3	WS	Qt-Tnbs1	M	4	E300.0:NO3	Y	
CARNRW3	WS	Qt-Tnbs1	M	1	E300.0:PERC	Y	
CARNRW3	WS	Qt-Tnbs1	M	1	E300.0:PERC	Y	
CARNRW3	WS	Qt-Tnbs1	M	1	E300.0:PERC	Y	
CARNRW3	WS	Qt-Tnbs1	M	2	E300.0:PERC	Y	
CARNRW3	WS	Qt-Tnbs1	M	2	E300.0:PERC	Y	
CARNRW3	WS	Qt-Tnbs1	M	2	E300.0:PERC	Y	
CARNRW3	WS	Qt-Tnbs1	M	3	E300.0:PERC	Y	
CARNRW3	WS	Qt-Tnbs1	M	3	E300.0:PERC	Y	
CARNRW3	WS	Qt-Tnbs1	M	3	E300.0:PERC	Y	
CARNRW3	WS	Qt-Tnbs1	M	4	E300.0:PERC	Y	
CARNRW3	WS	Qt-Tnbs1	M	4	E300.0:PERC	Y	
CARNRW3	WS	Qt-Tnbs1	M	4	E300.0:PERC	Y	
CARNRW3	WS	Qt-Tnbs1	M	1	E624MOD:ALL	Y	
CARNRW3	WS	Qt-Tnbs1	M	1	E624MOD:ALL	Y	
CARNRW3	WS	Qt-Tnbs1	M	1	E624MOD:ALL	Y	
CARNRW3	WS	Qt-Tnbs1	M	2	E624MOD:ALL	Y	
CARNRW3	WS	Qt-Tnbs1	M	2	E624MOD:ALL	Y	
CARNRW3	WS	Qt-Tnbs1	M	2	E624MOD:ALL	Y	
CARNRW3	WS	Qt-Tnbs1	M	3	E624MOD:ALL	Y	
CARNRW3	WS	Qt-Tnbs1	M	3	E624MOD:ALL	Y	
CARNRW3	WS	Qt-Tnbs1	M	3	E624MOD:ALL	Y	
CARNRW3	WS	Qt-Tnbs1	M	4	E624MOD:ALL	Y	
CARNRW3	WS	Qt-Tnbs1	M	4	E624MOD:ALL	Y	
CARNRW3	WS	Qt-Tnbs1	M	4	E624MOD:ALL	Y	
CARNRW3	WS	Qt-Tnbs1	M	1	E906:ALL	Y	
CARNRW3	WS	Qt-Tnbs1	M	1	E906:ALL	Y	
CARNRW3	WS	Qt-Tnbs1	M	1	E906:ALL	Y	
CARNRW3	WS	Qt-Tnbs1	M	2	E906:ALL	Y	
CARNRW3	WS	Qt-Tnbs1	M	2	E906:ALL	Y	
CARNRW3	WS	Qt-Tnbs1	M	2	E906:ALL	Y	
CARNRW3	WS	Qt-Tnbs1	M	3	E906:ALL	Y	
CARNRW3	WS	Qt-Tnbs1	M	3	E906:ALL	Y	
CARNRW3	WS	Qt-Tnbs1	M	3	E906:ALL	Y	
CARNRW3	WS	Qt-Tnbs1	M	4	E906:ALL	Y	
CARNRW3	WS	Qt-Tnbs1	M	4	E906:ALL	Y	
CARNRW3	WS	Qt-Tnbs1	M	4	E906:ALL	Y	
CARNRW4	WS	Qt-Tnbs1	M	1	E300.0:NO3	Y	
CARNRW4	WS	Qt-Tnbs1	M	1	E300.0:NO3	Y	
CARNRW4	WS	Qt-Tnbs1	M	1	E300.0:NO3	Y	
CARNRW4	WS	Qt-Tnbs1	M	2	E300.0:NO3	Y	
CARNRW4	WS	Qt-Tnbs1	M	2	E300.0:NO3	Y	
CARNRW4	WS	Qt-Tnbs1	M	2	E300.0:NO3	Y	
CARNRW4	WS	Qt-Tnbs1	M	3	E300.0:NO3	Y	
CARNRW4	WS	Qt-Tnbs1	M	3	E300.0:NO3	Y	
CARNRW4	WS	Qt-Tnbs1	M	3	E300.0:NO3	Y	
CARNRW4	WS	Qt-Tnbs1	M	4	E300.0:NO3	Y	
CARNRW4	WS	Qt-Tnbs1	M	4	E300.0:NO3	Y	

Appendix C. Ground and surface water sampling and analysis plan.

Sample Location	Location Type	Hydro Unit	Sampling Frequency	Sampling Quarter	Requested Analysis	Sampled Y/N	Comment
CARNRW4	WS	Qt-Tnbs1	M	4	E300.0:NO3	Y	
CARNRW4	WS	Qt-Tnbs1	M	1	E300.0:PERC	Y	
CARNRW4	WS	Qt-Tnbs1	M	1	E300.0:PERC	Y	
CARNRW4	WS	Qt-Tnbs1	M	1	E300.0:PERC	Y	
CARNRW4	WS	Qt-Tnbs1	M	2	E300.0:PERC	Y	
CARNRW4	WS	Qt-Tnbs1	M	2	E300.0:PERC	Y	
CARNRW4	WS	Qt-Tnbs1	M	2	E300.0:PERC	Y	
CARNRW4	WS	Qt-Tnbs1	M	3	E300.0:PERC	Y	
CARNRW4	WS	Qt-Tnbs1	M	3	E300.0:PERC	Y	
CARNRW4	WS	Qt-Tnbs1	M	3	E300.0:PERC	Y	
CARNRW4	WS	Qt-Tnbs1	M	4	E300.0:PERC	Y	
CARNRW4	WS	Qt-Tnbs1	M	4	E300.0:PERC	Y	
CARNRW4	WS	Qt-Tnbs1	M	4	E300.0:PERC	Y	
CARNRW4	WS	Qt-Tnbs1	M	1	E624MOD:ALL	Y	
CARNRW4	WS	Qt-Tnbs1	M	1	E624MOD:ALL	Y	
CARNRW4	WS	Qt-Tnbs1	M	1	E624MOD:ALL	Y	
CARNRW4	WS	Qt-Tnbs1	M	2	E624MOD:ALL	Y	
CARNRW4	WS	Qt-Tnbs1	M	2	E624MOD:ALL	Y	
CARNRW4	WS	Qt-Tnbs1	M	2	E624MOD:ALL	Y	
CARNRW4	WS	Qt-Tnbs1	M	3	E624MOD:ALL	Y	
CARNRW4	WS	Qt-Tnbs1	M	3	E624MOD:ALL	Y	
CARNRW4	WS	Qt-Tnbs1	M	3	E624MOD:ALL	Y	
CARNRW4	WS	Qt-Tnbs1	M	4	E624MOD:ALL	Y	
CARNRW4	WS	Qt-Tnbs1	M	4	E624MOD:ALL	Y	
CARNRW4	WS	Qt-Tnbs1	M	4	E624MOD:ALL	Y	
CARNRW4	WS	Qt-Tnbs1	M	1	E906:ALL	Y	
CARNRW4	WS	Qt-Tnbs1	M	1	E906:ALL	Y	
CARNRW4	WS	Qt-Tnbs1	M	1	E906:ALL	Y	
CARNRW4	WS	Qt-Tnbs1	M	2	E906:ALL	Y	
CARNRW4	WS	Qt-Tnbs1	M	2	E906:ALL	Y	
CARNRW4	WS	Qt-Tnbs1	M	2	E906:ALL	Y	
CARNRW4	WS	Qt-Tnbs1	M	3	E906:ALL	Y	
CARNRW4	WS	Qt-Tnbs1	M	3	E906:ALL	Y	
CARNRW4	WS	Qt-Tnbs1	M	3	E906:ALL	Y	
CARNRW4	WS	Qt-Tnbs1	M	4	E906:ALL	Y	
CARNRW4	WS	Qt-Tnbs1	M	4	E906:ALL	Y	
CARNRW4	WS	Qt-Tnbs1	M	4	E906:ALL	Y	
EP6-06	DMW	LTnbs1	A	1	AS:UISO	Y	
EP6-06	DMW	LTnbs1	A	1	E210.2:ALL	Y	
EP6-06	DMW	LTnbs1	A	1	E300.0:NO3	Y	
EP6-06	DMW	LTnbs1	A	1	E300.0:PERC	Y	
EP6-06	DMW	LTnbs1	A	1	E602:ALL	Y	
EP6-06	DMW	LTnbs1	S	1	E624MOD:ALL	Y	
EP6-06	DMW	LTnbs1	S	3	E624MOD:ALL	Y	
EP6-06	DMW	LTnbs1	A	1	E900:ALL	Y	
EP6-06	DMW	LTnbs1	S	1	E906:ALL	Y	
EP6-06	DMW	LTnbs1	S	3	E906:ALL	Y	
EP6-07	PTMW	Qt-Tnbs1	Q	1	AS:UISO	Y	
EP6-07	PTMW	Qt-Tnbs1	Q	2	AS:UISO	Y	
EP6-07	PTMW	Qt-Tnbs1	Q	3	AS:UISO	Y	
EP6-07	PTMW	Qt-Tnbs1	Q	4	AS:UISO	Y	
EP6-07	PTMW	Qt-Tnbs1	A	1	E210.2:ALL	Y	
EP6-07	PTMW	Qt-Tnbs1	A	1	E300.0:NO3	Y	
EP6-07	PTMW	Qt-Tnbs1	A	1	E300.0:PERC	Y	
EP6-07	PTMW	Qt-Tnbs1	A	1	E602:ALL	Y	
EP6-07	PTMW	Qt-Tnbs1	S	1	E624MOD:ALL	Y	
EP6-07	PTMW	Qt-Tnbs1	S	3	E624MOD:ALL	Y	
EP6-07	PTMW	Qt-Tnbs1	Q	1	E900:ALL	Y	
EP6-07	PTMW	Qt-Tnbs1	Q	2	E900:ALL	Y	
EP6-07	PTMW	Qt-Tnbs1	Q	3	E900:ALL	Y	
EP6-07	PTMW	Qt-Tnbs1	Q	4	E900:ALL	Y	
EP6-07	PTMW	Qt-Tnbs1	S	1	E906:ALL	Y	
EP6-07	PTMW	Qt-Tnbs1	S	3	E906:ALL	Y	
EP6-08	DMW	Qt-Tnbs1	Q	2	AS:UISO	Y	
EP6-08	DMW	Qt-Tnbs1	Q	3	AS:UISO	Y	
EP6-08	DMW	Qt-Tnbs1	Q	4	AS:UISO	Y	
EP6-08	DMW	Qt-Tnbs1	A	1	E210.2:ALL	N	Insufficient water
EP6-08	DMW	Qt-Tnbs1	A	1	E300.0:NO3	N	Insufficient water
EP6-08	DMW	Qt-Tnbs1	A	1	E300.0:PERC	N	Insufficient water
EP6-08	DMW	Qt-Tnbs1	A	1	E602:ALL	N	Insufficient water
EP6-08	DMW	Qt-Tnbs1	Q	2	E624MOD:ALL	Y	
EP6-08	DMW	Qt-Tnbs1	Q	3	E624MOD:ALL	Y	
EP6-08	DMW	Qt-Tnbs1	Q	4	E624MOD:ALL	Y	
EP6-08	DMW	Qt-Tnbs1	Q	2	E900:ALL	Y	
EP6-08	DMW	Qt-Tnbs1	Q	3	E900:ALL	Y	
EP6-08	DMW	Qt-Tnbs1	Q	4	E900:ALL	Y	
EP6-08	DMW	Qt-Tnbs1	S	1	E906:ALL	N	Insufficient water
EP6-08	DMW	Qt-Tnbs1	S	3	E906:ALL	Y	
EP6-09	DMW	Qt-Tnbs1	Q	1	AS:UISO	Y	
EP6-09	DMW	Qt-Tnbs1	Q	2	AS:UISO	Y	
EP6-09	DMW	Qt-Tnbs1	Q	3	AS:UISO	Y	
EP6-09	DMW	Qt-Tnbs1	Q	4	AS:UISO	Y	
EP6-09	DMW	Qt-Tnbs1	A	1	E210.2:ALL	Y	
EP6-09	DMW	Qt-Tnbs1	A	1	E300.0:NO3	Y	
EP6-09	DMW	Qt-Tnbs1	A	1	E300.0:PERC	Y	
EP6-09	DMW	Qt-Tnbs1	A	1	E602:ALL	Y	
EP6-09	DMW	Qt-Tnbs1	S	1	E624MOD:ALL	Y	
EP6-09	DMW	Qt-Tnbs1	S	3	E624MOD:ALL	Y	
EP6-09	DMW	Qt-Tnbs1	Q	1	E900:ALL	Y	
EP6-09	DMW	Qt-Tnbs1	Q	2	E900:ALL	Y	
EP6-09	DMW	Qt-Tnbs1	Q	3	E900:ALL	Y	
EP6-09	DMW	Qt-Tnbs1	Q	4	E900:ALL	Y	
EP6-09	DMW	Qt-Tnbs1	S	1	E906:ALL	Y	

Appendix C. Ground and surface water sampling and analysis plan.

Sample Location	Location Type	Hydro Unit	Sampling Frequency	Sampling Quarter	Requested Analysis	Sampled Y/N	Comment
EP6-09	DMW	Qt-Tnbs1	S	3	E906:ALL	Y	
K6-01	DMW	Qt-Tnbs1	Q	1	AS:UISO	Y	
K6-01	DMW	Qt-Tnbs1	Q	2	AS:UISO	Y	
K6-01	DMW	Qt-Tnbs1	Q	3	AS:UISO	Y	
K6-01	DMW	Qt-Tnbs1	Q	4	AS:UISO	Y	
K6-01	DMW	Qt-Tnbs1	A	1	E210.2:ALL	Y	
K6-01	DMW	Qt-Tnbs1	Q	1	E300.0:NO3	Y	
K6-01	DMW	Qt-Tnbs1	Q	2	E300.0:NO3	Y	
K6-01	DMW	Qt-Tnbs1	Q	3	E300.0:NO3	Y	
K6-01	DMW	Qt-Tnbs1	Q	4	E300.0:NO3	Y	
K6-01	DMW	Qt-Tnbs1	Q	1	E300.0:PERC	Y	
K6-01	DMW	Qt-Tnbs1	Q	2	E300.0:PERC	Y	
K6-01	DMW	Qt-Tnbs1	Q	3	E300.0:PERC	Y	
K6-01	DMW	Qt-Tnbs1	Q	4	E300.0:PERC	Y	
K6-01	DMW	Qt-Tnbs1	A	1	E602:ALL	Y	
K6-01	DMW	Qt-Tnbs1	Q	1	E624MOD:ALL	Y	
K6-01	DMW	Qt-Tnbs1	Q	2	E624MOD:ALL	Y	
K6-01	DMW	Qt-Tnbs1	Q	3	E624MOD:ALL	Y	
K6-01	DMW	Qt-Tnbs1	Q	4	E624MOD:ALL	Y	
K6-01	DMW	Qt-Tnbs1	Q	1	E900:ALL	Y	
K6-01	DMW	Qt-Tnbs1	Q	2	E900:ALL	Y	
K6-01	DMW	Qt-Tnbs1	Q	3	E900:ALL	Y	
K6-01	DMW	Qt-Tnbs1	Q	4	E900:ALL	Y	
K6-01	DMW	Qt-Tnbs1	Q	1	E906:ALL	Y	
K6-01	DMW	Qt-Tnbs1	Q	2	E906:ALL	Y	
K6-01	DMW	Qt-Tnbs1	Q	3	E906:ALL	Y	
K6-01	DMW	Qt-Tnbs1	Q	4	E906:ALL	Y	
K6-01S	DMW	Qt-Tnbs1	A	1	AS:UISO	Y	
K6-01S	DMW	Qt-Tnbs1	A	1	E210.2:ALL	Y	
K6-01S	DMW	Qt-Tnbs1	A	1	E300.0:NO3	Y	
K6-01S	DMW	Qt-Tnbs1	A	1	E300.0:PERC	Y	
K6-01S	DMW	Qt-Tnbs1	A	1	E602:ALL	Y	
K6-01S	DMW	Qt-Tnbs1	S	1	E624MOD:ALL	Y	
K6-01S	DMW	Qt-Tnbs1	S	3	E624MOD:ALL	Y	
K6-01S	DMW	Qt-Tnbs1	A	1	E900:ALL	Y	
K6-01S	DMW	Qt-Tnbs1	S	1	E906:ALL	Y	
K6-01S	DMW	Qt-Tnbs1	S	3	E906:ALL	Y	
K6-03	PTMW	Qt-Tnbs1	A	1	E300.0:NO3	Y	
K6-03	PTMW	Qt-Tnbs1	A	1	E300.0:PERC	Y	
K6-03	PTMW	Qt-Tnbs1	S	1	E624MOD:ALL	Y	
K6-03	PTMW	Qt-Tnbs1	S	3	E624MOD:ALL	Y	
K6-03	PTMW	Qt-Tnbs1	S	1	E906:ALL	Y	
K6-03	PTMW	Qt-Tnbs1	S	3	E906:ALL	Y	
K6-04	PTMW	Qt-Tnbs1	A	1	E300.0:NO3	Y	
K6-04	PTMW	Qt-Tnbs1	A	1	E300.0:PERC	Y	
K6-04	PTMW	Qt-Tnbs1	S	1	E624MOD:ALL	Y	
K6-04	PTMW	Qt-Tnbs1	S	3	E624MOD:ALL	Y	
K6-04	PTMW	Qt-Tnbs1	S	1	E906:ALL	Y	
K6-04	PTMW	Qt-Tnbs1	S	3	E906:ALL	Y	
K6-14	PTMW	LTnbs1	A	1	E300.0:NO3	Y	
K6-14	PTMW	LTnbs1	A	1	E300.0:PERC	Y	
K6-14	PTMW	LTnbs1	S	1	E624MOD:ALL	Y	
K6-14	PTMW	LTnbs1	S	3	E624MOD:ALL	Y	
K6-14	PTMW	LTnbs1	S	1	E906:ALL	Y	
K6-14	PTMW	LTnbs1	S	3	E906:ALL	Y	
K6-15	PTMW	Qt-Tnbs1	A	1	E300.0:NO3	N	DRY
K6-15	PTMW	Qt-Tnbs1	A	1	E300.0:PERC	N	DRY
K6-15	PTMW	Qt-Tnbs1	S	1	E624MOD:ALL	N	DRY
K6-15	PTMW	Qt-Tnbs1	S	3	E624MOD:ALL	N	DRY
K6-15	PTMW	Qt-Tnbs1	S	1	E906:ALL	N	DRY
K6-15	PTMW	Qt-Tnbs1	S	3	E906:ALL	N	DRY
K6-16	PTMW	Qt-Tnbs1	A	1	E300.0:NO3	Y	
K6-16	PTMW	Qt-Tnbs1	A	1	E300.0:PERC	Y	
K6-16	PTMW	Qt-Tnbs1	S	1	E624MOD:ALL	Y	
K6-16	PTMW	Qt-Tnbs1	S	3	E624MOD:ALL	Y	
K6-16	PTMW	Qt-Tnbs1	S	1	E906:ALL	Y	
K6-16	PTMW	Qt-Tnbs1	S	3	E906:ALL	Y	
K6-17	GW	Qt-Tnbs1	S	1	E300.0:NO3	Y	
K6-17	GW	Qt-Tnbs1	S	3	E300.0:NO3	Y	
K6-17	GW	Qt-Tnbs1	S	1	E300.0:PERC	Y	
K6-17	GW	Qt-Tnbs1	S	3	E300.0:PERC	Y	
K6-17	GW	Qt-Tnbs1	Q	1	E624MOD:ALL	Y	
K6-17	GW	Qt-Tnbs1	Q	2	E624MOD:ALL	Y	
K6-17	GW	Qt-Tnbs1	Q	3	E624MOD:ALL	Y	
K6-17	GW	Qt-Tnbs1	Q	4	E624MOD:ALL	Y	
K6-17	GW	Qt-Tnbs1	Q	1	E906:ALL	Y	
K6-17	GW	Qt-Tnbs1	Q	2	E906:ALL	Y	
K6-17	GW	Qt-Tnbs1	Q	3	E906:ALL	Y	
K6-17	GW	Qt-Tnbs1	Q	4	E906:ALL	Y	
K6-17	GW	Qt-Tnbs1	S	1	SM9221:ALL	Y	
K6-17	GW	Qt-Tnbs1	S	3	SM9221:ALL	Y	
K6-18	PTMW	Qt-Tnbs1	S	1	E300.0:NO3	Y	
K6-18	PTMW	Qt-Tnbs1	S	3	E300.0:NO3	Y	
K6-18	PTMW	Qt-Tnbs1	A	1	E300.0:PERC	Y	
K6-18	PTMW	Qt-Tnbs1	S	1	E624MOD:ALL	Y	
K6-18	PTMW	Qt-Tnbs1	S	3	E624MOD:ALL	Y	
K6-18	PTMW	Qt-Tnbs1	S	1	E906:ALL	Y	
K6-18	PTMW	Qt-Tnbs1	S	3	E906:ALL	Y	
K6-19	DMW	Qt-Tnbs1	Q	1	AS:UISO	Y	
K6-19	DMW	Qt-Tnbs1	Q	2	AS:UISO	Y	
K6-19	DMW	Qt-Tnbs1	Q	3	AS:UISO	Y	
K6-19	DMW	Qt-Tnbs1	Q	4	AS:UISO	Y	
K6-19	DMW	Qt-Tnbs1	A	1	E210.2:ALL	Y	

Appendix C. Ground and surface water sampling and analysis plan.

Sample Location	Location Type	Hydro Unit	Sampling Frequency	Sampling Quarter	Requested Analysis	Sampled Y/N	Comment
K6-19	DMW	Qt-Tnbs1	A	1	E300.0:NO3	Y	
K6-19	DMW	Qt-Tnbs1	A	1	E300.0:PERC	Y	
K6-19	DMW	Qt-Tnbs1	A	1	E602:ALL	Y	
K6-19	DMW	Qt-Tnbs1	S	1	E624MOD:ALL	Y	
K6-19	DMW	Qt-Tnbs1	S	3	E624MOD:ALL	Y	
K6-19	DMW	Qt-Tnbs1	Q	1	E900:ALL	Y	
K6-19	DMW	Qt-Tnbs1	Q	2	E900:ALL	Y	
K6-19	DMW	Qt-Tnbs1	Q	3	E900:ALL	Y	
K6-19	DMW	Qt-Tnbs1	Q	4	E900:ALL	Y	
K6-19	DMW	Qt-Tnbs1	S	1	E906:ALL	Y	
K6-19	DMW	Qt-Tnbs1	S	3	E906:ALL	Y	
K6-21	PTMW	LTnbs1	S	1	E300.0:NO3	N	DRY
K6-21	PTMW	LTnbs1	S	3	E300.0:NO3	N	DRY
K6-21	PTMW	LTnbs1	S	1	E300.0:PERC	N	DRY
K6-21	PTMW	LTnbs1	S	3	E300.0:PERC	N	DRY
K6-21	PTMW	LTnbs1	S	1	E624MOD:ALL	N	DRY
K6-21	PTMW	LTnbs1	S	3	E624MOD:ALL	N	DRY
K6-21	PTMW	LTnbs1	S	1	E906:ALL	N	DRY
K6-21	PTMW	LTnbs1	S	3	E906:ALL	N	DRY
K6-22	GW	Qt-Tnbs1	A	1	E300.0:NO3	Y	
K6-22	GW	Qt-Tnbs1	A	1	E300.0:PERC	Y	
K6-22	GW	Qt-Tnbs1	A	1	E624MOD:ALL	Y	
K6-22	GW	Qt-Tnbs1	A	1	E906:ALL	Y	
K6-23	PTMW	Qt-Tnbs1	S	1	E300.0:NO3	Y	
K6-23	PTMW	Qt-Tnbs1	S	3	E300.0:NO3	Y	
K6-23	PTMW	Qt-Tnbs1	A	1	E300.0:PERC	Y	
K6-23	PTMW	Qt-Tnbs1	S	1	E624MOD:ALL	Y	
K6-23	PTMW	Qt-Tnbs1	S	3	E624MOD:ALL	Y	
K6-23	PTMW	Qt-Tnbs1	S	1	E906:ALL	Y	
K6-23	PTMW	Qt-Tnbs1	S	3	E906:ALL	Y	
K6-23	PTMW	Qt-Tnbs1	S	1	SM9221:ALL	Y	
K6-23	PTMW	Qt-Tnbs1	S	3	SM9221:ALL	Y	
K6-24	PTMW	Qt-Tnbs1	A	1	E300.0:NO3	Y	
K6-24	PTMW	Qt-Tnbs1	A	1	E300.0:PERC	Y	
K6-24	PTMW	Qt-Tnbs1	S	1	E624MOD:ALL	Y	
K6-24	PTMW	Qt-Tnbs1	S	3	E624MOD:ALL	Y	
K6-24	PTMW	Qt-Tnbs1	S	1	E906:ALL	Y	
K6-24	PTMW	Qt-Tnbs1	S	3	E906:ALL	Y	
K6-25	PTMW	Tmss	A	1	E300.0:NO3	Y	
K6-25	PTMW	Tmss	A	1	E300.0:PERC	Y	
K6-25	PTMW	Tmss	S	1	E624MOD:ALL	Y	
K6-25	PTMW	Tmss	S	3	E624MOD:ALL	Y	
K6-25	PTMW	Tmss	S	1	E906:ALL	Y	
K6-25	PTMW	Tmss	S	3	E906:ALL	Y	
K6-26	PTMW	LTnbs1	A	1	E300.0:NO3	Y	
K6-26	PTMW	LTnbs1	A	1	E300.0:PERC	Y	
K6-26	PTMW	LTnbs1	S	1	E624MOD:ALL	Y	
K6-26	PTMW	LTnbs1	S	3	E624MOD:ALL	Y	
K6-26	PTMW	LTnbs1	S	1	E906:ALL	Y	
K6-26	PTMW	LTnbs1	S	3	E906:ALL	Y	
K6-27	PTMW	Qt-Tnbs1	A	1	E300.0:NO3	N	Inoperable equipment
K6-27	PTMW	Qt-Tnbs1	A	1	E300.0:PERC	N	Inoperable equipment
K6-27	PTMW	Qt-Tnbs1	S	1	E624MOD:ALL	N	Inoperable equipment
K6-27	PTMW	Qt-Tnbs1	S	3	E624MOD:ALL	N	Inoperable equipment
K6-27	PTMW	Qt-Tnbs1	S	1	E906:ALL	N	Inoperable equipment
K6-27	PTMW	Qt-Tnbs1	S	3	E906:ALL	N	Inoperable equipment
K6-32	PTMW	Qt-Tnbs1	A	1	E300.0:NO3	Y	
K6-32	PTMW	Qt-Tnbs1	A	1	E300.0:PERC	Y	
K6-32	PTMW	Qt-Tnbs1	S	1	E624MOD:ALL	Y	
K6-32	PTMW	Qt-Tnbs1	S	3	E624MOD:ALL	Y	
K6-32	PTMW	Qt-Tnbs1	S	1	E906:ALL	Y	
K6-32	PTMW	Qt-Tnbs1	S	3	E906:ALL	Y	
K6-33	PTMW	Qt-Tnbs1	A	1	E300.0:NO3	Y	
K6-33	PTMW	Qt-Tnbs1	A	1	E300.0:PERC	Y	
K6-33	PTMW	Qt-Tnbs1	S	1	E624MOD:ALL	Y	
K6-33	PTMW	Qt-Tnbs1	S	3	E624MOD:ALL	Y	
K6-33	PTMW	Qt-Tnbs1	S	1	E906:ALL	Y	
K6-33	PTMW	Qt-Tnbs1	S	3	E906:ALL	Y	
K6-34	GW	Qt-Tnbs1	S	1	E300.0:NO3	Y	
K6-34	GW	Qt-Tnbs1	S	3	E300.0:NO3	Y	
K6-34	GW	Qt-Tnbs1	S	1	E300.0:PERC	Y	
K6-34	GW	Qt-Tnbs1	S	3	E300.0:PERC	Y	
K6-34	GW	Qt-Tnbs1	Q	1	E624MOD:ALL	Y	
K6-34	GW	Qt-Tnbs1	Q	2	E624MOD:ALL	Y	
K6-34	GW	Qt-Tnbs1	Q	3	E624MOD:ALL	Y	
K6-34	GW	Qt-Tnbs1	Q	4	E624MOD:ALL	Y	
K6-34	GW	Qt-Tnbs1	Q	1	E906:ALL	Y	
K6-34	GW	Qt-Tnbs1	Q	2	E906:ALL	Y	
K6-34	GW	Qt-Tnbs1	Q	3	E906:ALL	Y	
K6-34	GW	Qt-Tnbs1	Q	4	E906:ALL	Y	
K6-35	PTMW	Qt-Tnbs1	Q	1	AS:UISO	Y	
K6-35	PTMW	Qt-Tnbs1	Q	2	AS:UISO	Y	
K6-35	PTMW	Qt-Tnbs1	Q	3	AS:UISO	Y	
K6-35	PTMW	Qt-Tnbs1	Q	4	AS:UISO	Y	
K6-35	PTMW	Qt-Tnbs1	A	1	E210.2:ALL	Y	
K6-35	PTMW	Qt-Tnbs1	A	1	E300.0:NO3	Y	
K6-35	PTMW	Qt-Tnbs1	A	1	E300.0:PERC	Y	
K6-35	PTMW	Qt-Tnbs1	A	1	E602:ALL	Y	
K6-35	PTMW	Qt-Tnbs1	S	1	E624MOD:ALL	Y	
K6-35	PTMW	Qt-Tnbs1	S	3	E624MOD:ALL	Y	
K6-35	PTMW	Qt-Tnbs1	Q	1	E900:ALL	Y	
K6-35	PTMW	Qt-Tnbs1	Q	2	E900:ALL	Y	
K6-35	PTMW	Qt-Tnbs1	Q	3	E900:ALL	Y	

Appendix C. Ground and surface water sampling and analysis plan.

Sample Location	Location Type	Hydro Unit	Sampling Frequency	Sampling Quarter	Requested Analysis	Sampled Y/N	Comment
K6-35	PTMW	Qt-Tnbs1	Q	4	E900:ALL	Y	
K6-35	PTMW	Qt-Tnbs1	S	1	E906:ALL	Y	
K6-35	PTMW	Qt-Tnbs1	S	3	E906:ALL	Y	
K6-36	DMW	Qt-Tnbs1	A	1	AS:UISO	N	Insufficient water
K6-36	DMW	Qt-Tnbs1	A	1	E210.2:ALL	N	Insufficient water
K6-36	DMW	Qt-Tnbs1	A	1	E300.0:NO3	N	Insufficient water
K6-36	DMW	Qt-Tnbs1	A	1	E300.0:PERC	N	Insufficient water
K6-36	DMW	Qt-Tnbs1	A	1	E602:ALL	N	Insufficient water
K6-36	DMW	Qt-Tnbs1	S	1	E624MOD:ALL	N	Insufficient water
K6-36	DMW	Qt-Tnbs1	S	3	E624MOD:ALL	N	DRY
K6-36	DMW	Qt-Tnbs1	A	1	E900:ALL	N	Insufficient water
K6-36	DMW	Qt-Tnbs1	S	1	E906:ALL	N	Insufficient water
K6-36	DMW	Qt-Tnbs1	S	3	E906:ALL	N	DRY
SPRING15	SPR	Qt-Tnbs1	O	1	E300.0:NO3	N	DRY
SPRING15	SPR	Qt-Tnbs1	O	1	E300.0:PERC	N	DRY
SPRING15	SPR	Qt-Tnbs1	O	1	E624MOD:ALL	N	DRY
SPRING15	SPR	Qt-Tnbs1	O	1	E906:ALL	N	DRY
SPRING15	SPR	Qt-Tnbs1	Q	1	NUTRIENTS:ALL	N	DRY
SPRING15	SPR	Qt-Tnbs1	Q	2	NUTRIENTS:ALL	N	DRY
SPRING15	SPR	Qt-Tnbs1	Q	3	NUTRIENTS:ALL	N	DRY
SPRING15	SPR	Qt-Tnbs1	Q	4	NUTRIENTS:ALL	N	DRY
W-33C-01	PTMW	Tts	A	1	E300.0:NO3	Y	
W-33C-01	PTMW	Tts	A	1	E300.0:PERC	Y	
W-33C-01	PTMW	Tts	S	1	E624MOD:ALL	Y	
W-33C-01	PTMW	Tts	S	3	E624MOD:ALL	Y	
W-33C-01	PTMW	Tts	S	1	E906:ALL	Y	
W-33C-01	PTMW	Tts	S	3	E906:ALL	Y	
W-PIT6-1819	GW	Qt-Tnbs1	S	1	E300.0:NO3	Y	
W-PIT6-1819	GW	Qt-Tnbs1	S	3	E300.0:NO3	Y	
W-PIT6-1819	GW	Qt-Tnbs1	S	1	E300.0:PERC	Y	
W-PIT6-1819	GW	Qt-Tnbs1	S	3	E300.0:PERC	Y	
W-PIT6-1819	GW	Qt-Tnbs1	Q	1	E624MOD:ALL	Y	
W-PIT6-1819	GW	Qt-Tnbs1	Q	2	E624MOD:ALL	Y	
W-PIT6-1819	GW	Qt-Tnbs1	Q	3	E624MOD:ALL	Y	
W-PIT6-1819	GW	Qt-Tnbs1	Q	4	E624MOD:ALL	Y	
W-PIT6-1819	GW	Qt-Tnbs1	Q	1	E906:ALL	Y	
W-PIT6-1819	GW	Qt-Tnbs1	Q	2	E906:ALL	Y	
W-PIT6-1819	GW	Qt-Tnbs1	Q	3	E906:ALL	Y	
W-PIT6-1819	GW	Qt-Tnbs1	Q	4	E906:ALL	Y	
W-PIT6-2816	PTMW	Qt-Tnbs1	A	1	E300.0:NO3	Y	
W-PIT6-2816	PTMW	Qt-Tnbs1	A	1	E300.0:PERC	Y	
W-PIT6-2816	PTMW	Qt-Tnbs1	S	1	E624MOD:ALL	Y	
W-PIT6-2816	PTMW	Qt-Tnbs1	S	3	E624MOD:ALL	Y	
W-PIT6-2816	PTMW	Qt-Tnbs1	S	1	E906:ALL	Y	
W-PIT6-2816	PTMW	Qt-Tnbs1	S	3	E906:ALL	Y	
W-PIT6-2817	PTMW	Qt-Tnbs1	A	1	E300.0:NO3	Y	
W-PIT6-2817	PTMW	Qt-Tnbs1	A	1	E300.0:PERC	Y	
W-PIT6-2817	PTMW	Qt-Tnbs1	S	1	E624MOD:ALL	Y	
W-PIT6-2817	PTMW	Qt-Tnbs1	S	3	E624MOD:ALL	Y	
W-PIT6-2817	PTMW	Qt-Tnbs1	S	1	E906:ALL	Y	
W-PIT6-2817	PTMW	Qt-Tnbs1	S	3	E906:ALL	Y	
GALLO1	WS	Tnbs2	M	1	E300.0:NO3	Y	
GALLO1	WS	Tnbs2	M	1	E300.0:NO3	Y	
GALLO1	WS	Tnbs2	M	1	E300.0:NO3	Y	
GALLO1	WS	Tnbs2	M	2	E300.0:NO3	Y	
GALLO1	WS	Tnbs2	M	2	E300.0:NO3	Y	
GALLO1	WS	Tnbs2	M	2	E300.0:NO3	Y	
GALLO1	WS	Tnbs2	M	3	E300.0:NO3	Y	
GALLO1	WS	Tnbs2	M	3	E300.0:NO3	Y	
GALLO1	WS	Tnbs2	M	3	E300.0:NO3	Y	
GALLO1	WS	Tnbs2	M	4	E300.0:NO3	Y	
GALLO1	WS	Tnbs2	M	4	E300.0:NO3	Y	
GALLO1	WS	Tnbs2	M	4	E300.0:NO3	Y	
GALLO1	WS	Tnbs2	M	1	E300.0:PERC	Y	
GALLO1	WS	Tnbs2	M	1	E300.0:PERC	Y	
GALLO1	WS	Tnbs2	M	1	E300.0:PERC	Y	
GALLO1	WS	Tnbs2	M	2	E300.0:PERC	Y	
GALLO1	WS	Tnbs2	M	2	E300.0:PERC	Y	
GALLO1	WS	Tnbs2	M	2	E300.0:PERC	Y	
GALLO1	WS	Tnbs2	M	3	E300.0:PERC	Y	
GALLO1	WS	Tnbs2	M	3	E300.0:PERC	Y	
GALLO1	WS	Tnbs2	M	3	E300.0:PERC	Y	
GALLO1	WS	Tnbs2	M	4	E300.0:PERC	Y	
GALLO1	WS	Tnbs2	M	4	E300.0:PERC	Y	
GALLO1	WS	Tnbs2	M	4	E300.0:PERC	Y	
GALLO1	WS	Tnbs2	Q	1	E524.2MOD:ALL	Y	
GALLO1	WS	Tnbs2	Q	2	E524.2MOD:ALL	Y	
GALLO1	WS	Tnbs2	Q	3	E524.2MOD:ALL	Y	
GALLO1	WS	Tnbs2	Q	4	E524.2MOD:ALL	Y	
GALLO1	WS	Tnbs2	M	1	E624MOD:ALL	Y	
GALLO1	WS	Tnbs2	M	1	E624MOD:ALL	Y	
GALLO1	WS	Tnbs2	M	1	E624MOD:ALL	Y	
GALLO1	WS	Tnbs2	M	2	E624MOD:ALL	Y	
GALLO1	WS	Tnbs2	M	2	E624MOD:ALL	Y	
GALLO1	WS	Tnbs2	M	2	E624MOD:ALL	Y	
GALLO1	WS	Tnbs2	M	3	E624MOD:ALL	Y	
GALLO1	WS	Tnbs2	M	3	E624MOD:ALL	Y	
GALLO1	WS	Tnbs2	M	3	E624MOD:ALL	Y	
GALLO1	WS	Tnbs2	M	4	E624MOD:ALL	Y	
GALLO1	WS	Tnbs2	M	4	E624MOD:ALL	Y	
GALLO1	WS	Tnbs2	M	4	E624MOD:ALL	Y	
GALLO1	WS	Tnbs2	M	1	E8330LOW:ALL	Y	
GALLO1	WS	Tnbs2	M	1	E8330LOW:ALL	Y	

Appendix C. Ground and surface water sampling and analysis plan.

Sample Location	Location Type	Hydro Unit	Sampling Frequency	Sampling Quarter	Requested Analysis	Sampled Y/N	Comment
GALLO1	WS	Tnbs2	M	1	E8330LOW:ALL	Y	
GALLO1	WS	Tnbs2	M	2	E8330LOW:ALL	Y	
GALLO1	WS	Tnbs2	M	2	E8330LOW:ALL	Y	
GALLO1	WS	Tnbs2	M	2	E8330LOW:ALL	Y	
GALLO1	WS	Tnbs2	M	3	E8330LOW:ALL	Y	
GALLO1	WS	Tnbs2	M	3	E8330LOW:ALL	Y	
GALLO1	WS	Tnbs2	M	3	E8330LOW:ALL	Y	
GALLO1	WS	Tnbs2	M	4	E8330LOW:ALL	Y	
GALLO1	WS	Tnbs2	M	4	E8330LOW:ALL	Y	
GALLO1	WS	Tnbs2	M	4	E8330LOW:ALL	Y	
SPRING14	SPR	Tpsg-Tps	O	1	E300.0:NO3	N	DRY
SPRING14	SPR	Tpsg-Tps	O	1	E300.0:PERC	N	DRY
SPRING14	SPR	Tpsg-Tps	O	1	E624MOD:ALL	N	DRY
SPRING14	SPR	Tpsg-Tps	O	1	E8330LOW:ALL	N	DRY
SPRING5	SPR	Tpsg-Tps	A	1	E300.0:NO3	N	DRY
SPRING5	SPR	Tpsg-Tps	A	1	E300.0:PERC	N	DRY
SPRING5	SPR	Tpsg-Tps	S	1	E624MOD:ALL	N	DRY
SPRING5	SPR	Tpsg-Tps	S	3	E624MOD:ALL	N	DRY
SPRING5	SPR	Tpsg-Tps	A	1	E8330LOW:ALL	N	DRY
W-35B-01	GW	Qal/WBR	S	1	E300.0:NO3	Y	
W-35B-01	GW	Qal/WBR	S	3	E300.0:NO3	Y	
W-35B-01	GW	Qal/WBR	S	1	E300.0:PERC	Y	
W-35B-01	GW	Qal/WBR	S	3	E300.0:PERC	Y	
W-35B-01	GW	Qal/WBR	Q	1	E624MOD:ALL	Y	
W-35B-01	GW	Qal/WBR	Q	2	E624MOD:ALL	N	DRY
W-35B-01	GW	Qal/WBR	Q	3	E624MOD:ALL	Y	
W-35B-01	GW	Qal/WBR	Q	4	E624MOD:ALL	Y	
W-35B-01	GW	Qal/WBR	S	1	E8330LOW:ALL	Y	
W-35B-01	GW	Qal/WBR	S	3	E8330LOW:ALL	Y	
W-35B-02	GW	Tnbs2	S	1	E300.0:NO3	Y	
W-35B-02	GW	Tnbs2	S	3	E300.0:NO3	Y	
W-35B-02	GW	Tnbs2	S	1	E300.0:PERC	Y	
W-35B-02	GW	Tnbs2	S	3	E300.0:PERC	Y	
W-35B-02	GW	Tnbs2	Q	1	E624MOD:ALL	Y	
W-35B-02	GW	Tnbs2	Q	2	E624MOD:ALL	Y	
W-35B-02	GW	Tnbs2	Q	3	E624MOD:ALL	Y	
W-35B-02	GW	Tnbs2	Q	4	E624MOD:ALL	Y	
W-35B-02	GW	Tnbs2	S	1	E8330LOW:ALL	Y	
W-35B-02	GW	Tnbs2	S	3	E8330LOW:ALL	N	Insufficient water
W-35B-03	GW	Tnbs2	S	1	E300.0:NO3	Y	
W-35B-03	GW	Tnbs2	S	3	E300.0:NO3	Y	
W-35B-03	GW	Tnbs2	S	1	E300.0:PERC	Y	
W-35B-03	GW	Tnbs2	S	3	E300.0:PERC	Y	
W-35B-03	GW	Tnbs2	Q	1	E624MOD:ALL	Y	
W-35B-03	GW	Tnbs2	Q	2	E624MOD:ALL	Y	
W-35B-03	GW	Tnbs2	Q	3	E624MOD:ALL	Y	
W-35B-03	GW	Tnbs2	Q	4	E624MOD:ALL	Y	
W-35B-03	GW	Tnbs2	S	1	E8330LOW:ALL	Y	
W-35B-03	GW	Tnbs2	S	3	E8330LOW:ALL	Y	
W-35B-04	GW	Tnbs2	S	1	E300.0:NO3	Y	
W-35B-04	GW	Tnbs2	S	3	E300.0:NO3	Y	
W-35B-04	GW	Tnbs2	S	1	E300.0:PERC	Y	
W-35B-04	GW	Tnbs2	S	3	E300.0:PERC	Y	
W-35B-04	GW	Tnbs2	Q	1	E624MOD:ALL	Y	
W-35B-04	GW	Tnbs2	Q	2	E624MOD:ALL	Y	
W-35B-04	GW	Tnbs2	Q	3	E624MOD:ALL	Y	
W-35B-04	GW	Tnbs2	Q	4	E624MOD:ALL	Y	
W-35B-04	GW	Tnbs2	S	1	E8330LOW:ALL	Y	
W-35B-04	GW	Tnbs2	S	3	E8330LOW:ALL	Y	
W-35B-05	GW	Tnbs2	S	1	E300.0:NO3	Y	
W-35B-05	GW	Tnbs2	S	3	E300.0:NO3	Y	
W-35B-05	GW	Tnbs2	S	1	E300.0:PERC	Y	
W-35B-05	GW	Tnbs2	S	3	E300.0:PERC	Y	
W-35B-05	GW	Tnbs2	Q	1	E624MOD:ALL	Y	
W-35B-05	GW	Tnbs2	Q	2	E624MOD:ALL	Y	
W-35B-05	GW	Tnbs2	Q	3	E624MOD:ALL	Y	
W-35B-05	GW	Tnbs2	Q	4	E624MOD:ALL	Y	
W-35B-05	GW	Tnbs2	S	1	E8330LOW:ALL	Y	
W-35B-05	GW	Tnbs2	S	3	E8330LOW:ALL	Y	
W-35C-01	PTMW	Tpsg-Tps	A	1	E300.0:NO3	N	Insufficient water
W-35C-01	PTMW	Tpsg-Tps	O	1	E300.0:PERC	N	Insufficient water
W-35C-01	PTMW	Tpsg-Tps	S	1	E624MOD:ALL	Y	
W-35C-01	PTMW	Tpsg-Tps	S	3	E624MOD:ALL	N	Limited personnel availability due to COVID-19 pandemic
W-35C-01	PTMW	Tpsg-Tps	O	1	E8330LOW:ALL	N	Insufficient water
W-35C-02	PTMW	Tnbs1	O	1	E300.0:NO3	N	Inoperable equipment
W-35C-02	PTMW	Tnbs1	O	1	E300.0:PERC	N	Inoperable equipment
W-35C-02	PTMW	Tnbs1	S	1	E624MOD:ALL	N	Inoperable equipment
W-35C-02	PTMW	Tnbs1	S	3	E624MOD:ALL	N	Limited personnel availability due to COVID-19 pandemic
W-35C-02	PTMW	Tnbs1	A	1	E8330LOW:ALL	N	Inoperable equipment
W-35C-04	EW	Tnbs2	O	1	E300.0:NO3	Y	
W-35C-04	EW	Tnbs2	O	1	E300.0:PERC	Y	
W-35C-04	EW	Tnbs2	S	1	E624MOD:ALL	Y	
W-35C-04	EW	Tnbs2	S	2	E624MOD:ALL	Y	
W-35C-04	EW	Tnbs2	S	3	E624MOD:ALL	Y	
W-35C-04	EW	Tnbs2	S	4	E624MOD:ALL	Y	
W-35C-04	EW	Tnbs2	O	1	E8330LOW:ALL	Y	
W-35C-05	PTMW	Tpsg-Tps	A	1	E300.0:NO3	Y	
W-35C-05	PTMW	Tpsg-Tps	O	1	E300.0:PERC	Y	
W-35C-05	PTMW	Tpsg-Tps	S	1	E624MOD:ALL	Y	
W-35C-05	PTMW	Tpsg-Tps	S	3	E624MOD:ALL	Y	
W-35C-05	PTMW	Tpsg-Tps	O	1	E8330LOW:ALL	Y	
W-35C-06	PTMW	Qal/WBR	E	1	E300.0:NO3		To be sampled in 2022
W-35C-06	PTMW	Qal/WBR	E	1	E300.0:PERC		To be sampled in 2022

Appendix C. Ground and surface water sampling and analysis plan.

Sample Location	Location Type	Hydro Unit	Sampling Frequency	Sampling Quarter	Requested Analysis	Sampled Y/N	Comment
W-35C-06	PTMW	Qal/WBR	S	1	E624MOD:ALL	N	DRY
W-35C-06	PTMW	Qal/WBR	S	3	E624MOD:ALL	N	DRY
W-35C-06	PTMW	Qal/WBR	E	1	E8330LOW:ALL		To be sampled in 2022
W-35C-07	PTMW	Tnsc2	E	1	E300.0:NO3		To be sampled in 2022
W-35C-07	PTMW	Tnsc2	E	1	E300.0:PERC		To be sampled in 2022
W-35C-07	PTMW	Tnsc2	S	1	E624MOD:ALL	Y	
W-35C-07	PTMW	Tnsc2	S	3	E624MOD:ALL	Y	
W-35C-07	PTMW	Tnsc2	E	1	E8330LOW:ALL		To be sampled in 2022
W-35C-08	PTMW	Tnsc2	A	1	E300.0:NO3	Y	
W-35C-08	PTMW	Tnsc2	A	1	E300.0:PERC	Y	
W-35C-08	PTMW	Tnsc2	S	1	E624MOD:ALL	Y	
W-35C-08	PTMW	Tnsc2	S	3	E624MOD:ALL	Y	
W-35C-08	PTMW	Tnsc2	O	1	E8330LOW:ALL	Y	
W-4A	PTMW	Tnbs2	E	1	E300.0:NO3		To be sampled in 2022
W-4A	PTMW	Tnbs2	E	1	E300.0:PERC		To be sampled in 2022
W-4A	PTMW	Tnbs2	S	1	E624MOD:ALL	Y	
W-4A	PTMW	Tnbs2	S	3	E624MOD:ALL	N	Limited personnel availability due to COVID-19 pandemic
W-4A	PTMW	Tnbs2	E	1	E8330LOW:ALL		To be sampled in 2022
W-4AS	PTMW	Tpsg-Tps	A	1	E300.0:NO3	Y	
W-4AS	PTMW	Tpsg-Tps	E	1	E300.0:PERC		To be sampled in 2022
W-4AS	PTMW	Tpsg-Tps	S	1	E624MOD:ALL	Y	
W-4AS	PTMW	Tpsg-Tps	S	3	E624MOD:ALL	N	Limited personnel availability due to COVID-19 pandemic
W-4AS	PTMW	Tpsg-Tps	E	1	E8330LOW:ALL		To be sampled in 2022
W-4B	PTMW	Tnbs2	O	1	E300.0:NO3	Y	
W-4B	PTMW	Tnbs2	O	1	E300.0:PERC	Y	
W-4B	PTMW	Tnbs2	S	1	E624MOD:ALL	Y	
W-4B	PTMW	Tnbs2	S	3	E624MOD:ALL	Y	
W-4B	PTMW	Tnbs2	O	1	E8330LOW:ALL	Y	
W-4C	GW	Tnsc1b	S	1	E300.0:NO3	Y	
W-4C	GW	Tnsc1b	S	3	E300.0:NO3	Y	
W-4C	GW	Tnsc1b	S	1	E300.0:PERC	Y	
W-4C	GW	Tnsc1b	S	3	E300.0:PERC	Y	
W-4C	GW	Tnsc1b	Q	1	E624MOD:ALL	Y	
W-4C	GW	Tnsc1b	Q	2	E624MOD:ALL	Y	
W-4C	GW	Tnsc1b	Q	3	E624MOD:ALL	Y	
W-4C	GW	Tnsc1b	Q	4	E624MOD:ALL	Y	
W-6BD	PTMW	Tpsg-Tps	A	1	E300.0:NO3	Y	
W-6BD	PTMW	Tpsg-Tps	E	1	E300.0:PERC		To be sampled in 2022
W-6BD	PTMW	Tpsg-Tps	S	1	E624MOD:ALL	Y	
W-6BD	PTMW	Tpsg-Tps	S	3	E624MOD:ALL	N	Limited personnel availability due to COVID-19 pandemic
W-6BD	PTMW	Tpsg-Tps	E	1	E8330LOW:ALL		To be sampled in 2022
W-6BS	PTMW	Qal/WBR	A	1	E300.0:NO3	Y	
W-6BS	PTMW	Qal/WBR	E	1	E300.0:PERC		To be sampled in 2022
W-6BS	PTMW	Qal/WBR	S	1	E624MOD:ALL	Y	
W-6BS	PTMW	Qal/WBR	S	3	E624MOD:ALL	Y	
W-6BS	PTMW	Qal/WBR	E	1	E8330LOW:ALL		To be sampled in 2022
W-6CD	PTMW	Tnbs2	E	1	E300.0:NO3		To be sampled in 2022
W-6CD	PTMW	Tnbs2	E	1	E300.0:PERC		To be sampled in 2022
W-6CD	PTMW	Tnbs2	S	1	E624MOD:ALL	Y	
W-6CD	PTMW	Tnbs2	S	3	E624MOD:ALL	N	Limited personnel availability due to COVID-19 pandemic
W-6CD	PTMW	Tnbs2	E	1	E8330LOW:ALL		To be sampled in 2022
W-6CI	PTMW	Tnsc2	A	1	E300.0:NO3	Y	
W-6CI	PTMW	Tnsc2	A	1	E300.0:PERC	Y	
W-6CI	PTMW	Tnsc2	S	1	E624MOD:ALL	Y	
W-6CI	PTMW	Tnsc2	S	3	E624MOD:ALL	N	Limited personnel availability due to COVID-19 pandemic
W-6CI	PTMW	Tnsc2	A	1	E8330LOW:ALL	Y	
W-6CS	PTMW	Tpsg-Tps	A	1	E300.0:NO3	Y	
W-6CS	PTMW	Tpsg-Tps	A	1	E300.0:PERC	Y	
W-6CS	PTMW	Tpsg-Tps	S	1	E624MOD:ALL	Y	
W-6CS	PTMW	Tpsg-Tps	S	3	E624MOD:ALL	Y	
W-6CS	PTMW	Tpsg-Tps	A	1	E8330LOW:ALL	Y	
W-6EI	PTMW	Tnsc2	A	1	E300.0:NO3	Y	
W-6EI	PTMW	Tnsc2	A	1	E300.0:PERC	Y	
W-6EI	PTMW	Tnsc2	S	1	E624MOD:ALL	Y	
W-6EI	PTMW	Tnsc2	S	3	E624MOD:ALL	Y	
W-6EI	PTMW	Tnsc2	A	1	E8330LOW:ALL	Y	
W-6ER	EW	Tnbs2	O	1	E300.0:NO3	Y	
W-6ER	EW	Tnbs2	O	1	E300.0:PERC	Y	
W-6ER	EW	Tnbs2	S	1	E624MOD:ALL	Y	
W-6ER	EW	Tnbs2	S	2	E624MOD:ALL	Y	
W-6ER	EW	Tnbs2	S	3	E624MOD:ALL	Y	
W-6ER	EW	Tnbs2	S	4	E624MOD:ALL	Y	
W-6ER	EW	Tnbs2	O	1	E8330LOW:ALL	Y	
W-6ES	PTMW	Qal/WBR	E	1	E300.0:NO3		To be sampled in 2022
W-6ES	PTMW	Qal/WBR	E	1	E300.0:PERC		To be sampled in 2022
W-6ES	PTMW	Qal/WBR	S	1	E624MOD:ALL	Y	
W-6ES	PTMW	Qal/WBR	S	3	E624MOD:ALL	Y	
W-6ES	PTMW	Qal/WBR	E	1	E8330LOW:ALL		To be sampled in 2022
W-6G	PTMW	Tnbs2	A	1	E300.0:NO3	Y	
W-6G	PTMW	Tnbs2	A	1	E300.0:PERC	Y	
W-6G	PTMW	Tnbs2	S	1	E624MOD:ALL	Y	
W-6G	PTMW	Tnbs2	S	3	E624MOD:ALL	N	Limited personnel availability due to COVID-19 pandemic
W-6G	PTMW	Tnbs2	A	1	E8330LOW:ALL	Y	
W-6H	GW	Tnbs2	S	1	E300.0:NO3	Y	
W-6H	GW	Tnbs2	S	3	E300.0:NO3	Y	
W-6H	GW	Tnbs2	S	1	E300.0:PERC	Y	
W-6H	GW	Tnbs2	S	3	E300.0:PERC	Y	
W-6H	GW	Tnbs2	Q	1	E624MOD:ALL	Y	
W-6H	GW	Tnbs2	Q	2	E624MOD:ALL	Y	
W-6H	GW	Tnbs2	Q	3	E624MOD:ALL	Y	
W-6H	GW	Tnbs2	Q	4	E624MOD:ALL	Y	
W-6H	GW	Tnbs2	S	1	E8330LOW:ALL	Y	
W-6H	GW	Tnbs2	S	3	E8330LOW:ALL	Y	

Appendix C. Ground and surface water sampling and analysis plan.

Sample Location	Location Type	Hydro Unit	Sampling Frequency	Sampling Quarter	Requested Analysis	Sampled Y/N	Comment
W-6I	PTMW	Tpsg-Tps	O	1	E300.0:NO3	Y	
W-6I	PTMW	Tpsg-Tps	O	1	E300.0:PERC	Y	
W-6I	PTMW	Tpsg-Tps	S	1	E624MOD:ALL	Y	
W-6I	PTMW	Tpsg-Tps	S	3	E624MOD:ALL	N	Limited personnel availability due to COVID-19 pandemic
W-6I	PTMW	Tpsg-Tps	O	1	E8330LOW:ALL	Y	
W-6J	GW	Tnbs2	S	1	E300.0:NO3	Y	
W-6J	GW	Tnbs2	S	3	E300.0:NO3	N	Limited personnel availability due to COVID-19 pandemic
W-6J	GW	Tnbs2	S	1	E300.0:PERC	Y	
W-6J	GW	Tnbs2	S	3	E300.0:PERC	N	Limited personnel availability due to COVID-19 pandemic
W-6J	GW	Tnbs2	Q	1	E624MOD:ALL	Y	
W-6J	GW	Tnbs2	Q	2	E624MOD:ALL	Y	
W-6J	GW	Tnbs2	Q	3	E624MOD:ALL	N	Limited personnel availability due to COVID-19 pandemic
W-6J	GW	Tnbs2	Q	4	E624MOD:ALL	Y	
W-6J	GW	Tnbs2	S	1	E8330LOW:ALL	Y	
W-6J	GW	Tnbs2	S	3	E8330LOW:ALL	N	Limited personnel availability due to COVID-19 pandemic
W-6K	PTMW	Tnbs2	E	1	E300.0:NO3		To be sampled in 2022
W-6K	PTMW	Tnbs2	E	1	E300.0:PERC		To be sampled in 2022
W-6K	PTMW	Tnbs2	S	1	E624MOD:ALL	Y	
W-6K	PTMW	Tnbs2	S	3	E624MOD:ALL	Y	
W-6K	PTMW	Tnbs2	E	1	E8330LOW:ALL		To be sampled in 2022
W-6L	PTMW	Tnbs2	O	1	E300.0:NO3	Y	
W-6L	PTMW	Tnbs2	O	1	E300.0:PERC	Y	
W-6L	PTMW	Tnbs2	S	1	E624MOD:ALL	Y	
W-6L	PTMW	Tnbs2	S	3	E624MOD:ALL	Y	
W-6L	PTMW	Tnbs2	O	1	E8330LOW:ALL	Y	
W-806-06A	PTMW	Tnsc1b	O	1	E300.0:NO3	N	No access to well location
W-806-06A	PTMW	Tnsc1b	O	1	E300.0:PERC	N	No access to well location
W-806-06A	PTMW	Tnsc1b	O	1	E624MOD:ALL	N	No access to well location
W-806-06A	PTMW	Tnsc1b	O	1	E8330LOW:ALL	N	No access to well location
W-806-07	PTMW	Tnbs2	O	1	E300.0:NO3	N	DRY
W-806-07	PTMW	Tnbs2	O	1	E300.0:PERC	N	DRY
W-806-07	PTMW	Tnbs2	O	1	E624MOD:ALL	N	DRY
W-806-07	PTMW	Tnbs2	O	1	E8330LOW:ALL	N	DRY
W-808-01	PTMW	Tpsg-Tps	A	1	E300.0:NO3	Y	
W-808-01	PTMW	Tpsg-Tps	A	1	E300.0:PERC	Y	
W-808-01	PTMW	Tpsg-Tps	S	1	E624MOD:ALL	Y	
W-808-01	PTMW	Tpsg-Tps	S	3	E624MOD:ALL	N	Limited personnel availability due to COVID-19 pandemic
W-808-01	PTMW	Tpsg-Tps	O	1	E8330LOW:ALL	Y	
W-808-02	PTMW	Tpsg-Tps	A	1	E300.0:NO3	Y	
W-808-02	PTMW	Tpsg-Tps	A	1	E300.0:PERC	Y	
W-808-02	PTMW	Tpsg-Tps	S	1	E624MOD:ALL	Y	
W-808-02	PTMW	Tpsg-Tps	S	3	E624MOD:ALL	N	Limited personnel availability due to COVID-19 pandemic
W-808-02	PTMW	Tpsg-Tps	O	1	E8330LOW:ALL	Y	
W-808-03	PTMW	UTnbs1	A	1	E300.0:NO3	Y	
W-808-03	PTMW	UTnbs1	A	1	E300.0:PERC	Y	
W-808-03	PTMW	UTnbs1	S	1	E624MOD:ALL	Y	
W-808-03	PTMW	UTnbs1	S	3	E624MOD:ALL	N	Limited personnel availability due to COVID-19 pandemic
W-808-03	PTMW	UTnbs1	O	1	E8330LOW:ALL	Y	
W-809-01	PTMW	Tpsg-Tps	A	1	E300.0:NO3	Y	
W-809-01	PTMW	Tpsg-Tps	A	1	E300.0:PERC	Y	
W-809-01	PTMW	Tpsg-Tps	S	1	E624MOD:ALL	Y	
W-809-01	PTMW	Tpsg-Tps	S	3	E624MOD:ALL	Y	
W-809-01	PTMW	Tpsg-Tps	A	1	E8330LOW:ALL	Y	
W-809-02	PTMW	Tnbs2	A	1	E300.0:NO3	N	Inoperable equipment
W-809-02	PTMW	Tnbs2	A	1	E300.0:PERC	N	Inoperable equipment
W-809-02	PTMW	Tnbs2	S	1	E624MOD:ALL	N	Inoperable equipment
W-809-02	PTMW	Tnbs2	S	3	E624MOD:ALL	N	Inoperable equipment
W-809-02	PTMW	Tnbs2	A	1	E8330LOW:ALL	N	Inoperable equipment
W-809-03	PTMW	Tnbs2	A	1	E300.0:NO3	Y	
W-809-03	PTMW	Tnbs2	A	1	E300.0:PERC	Y	
W-809-03	PTMW	Tnbs2	S	1	E624MOD:ALL	Y	
W-809-03	PTMW	Tnbs2	S	3	E624MOD:ALL	N	Limited personnel availability due to COVID-19 pandemic
W-809-03	PTMW	Tnbs2	A	1	E8330LOW:ALL	Y	
W-809-04	PTMW	Tpsg-Tps	A	1	E300.0:NO3	N	DRY
W-809-04	PTMW	Tpsg-Tps	A	1	E300.0:PERC	N	DRY
W-809-04	PTMW	Tpsg-Tps	S	1	E624MOD:ALL	N	DRY
W-809-04	PTMW	Tpsg-Tps	S	3	E624MOD:ALL	N	DRY
W-809-04	PTMW	Tpsg-Tps	A	1	E8330LOW:ALL	N	DRY
W-810-01	PTMW	UTnbs1	A	1	E300.0:NO3	Y	
W-810-01	PTMW	UTnbs1	A	1	E300.0:PERC	Y	
W-810-01	PTMW	UTnbs1	S	1	E624MOD:ALL	Y	
W-810-01	PTMW	UTnbs1	S	3	E624MOD:ALL	N	Limited personnel availability due to COVID-19 pandemic
W-810-01	PTMW	UTnbs1	A	1	E8330LOW:ALL	Y	
W-814-01	PTMW	Tpsg-Tps	A	1	E300.0:NO3	Y	
W-814-01	PTMW	Tpsg-Tps	A	1	E300.0:PERC	Y	
W-814-01	PTMW	Tpsg-Tps	S	1	E624MOD:ALL	Y	
W-814-01	PTMW	Tpsg-Tps	S	3	E624MOD:ALL	Y	
W-814-01	PTMW	Tpsg-Tps	A	1	E8330LOW:ALL	Y	
W-814-02	PTMW	Tnbs2	A	1	E300.0:NO3	Y	
W-814-02	PTMW	Tnbs2	A	1	E300.0:PERC	Y	
W-814-02	PTMW	Tnbs2	S	1	E624MOD:ALL	Y	
W-814-02	PTMW	Tnbs2	S	3	E624MOD:ALL	Y	
W-814-02	PTMW	Tnbs2	A	1	E8330LOW:ALL	Y	
W-814-03	PTMW	Tpsg-Tps	A	1	E300.0:NO3	N	DRY
W-814-03	PTMW	Tpsg-Tps	A	1	E300.0:PERC	N	DRY
W-814-03	PTMW	Tpsg-Tps	S	1	E624MOD:ALL	N	DRY
W-814-03	PTMW	Tpsg-Tps	S	3	E624MOD:ALL	N	DRY
W-814-03	PTMW	Tpsg-Tps	A	1	E8330LOW:ALL	N	DRY
W-814-04	GW	Tnsc1b	S	1	E300.0:NO3	Y	
W-814-04	GW	Tnsc1b	S	3	E300.0:NO3	Y	
W-814-04	GW	Tnsc1b	S	1	E300.0:PERC	Y	
W-814-04	GW	Tnsc1b	S	3	E300.0:PERC	Y	
W-814-04	GW	Tnsc1b	Q	1	E624MOD:ALL	Y	

Appendix C. Ground and surface water sampling and analysis plan.

Sample Location	Location Type	Hydro Unit	Sampling Frequency	Sampling Quarter	Requested Analysis	Sampled Y/N	Comment
W-814-04	GW	Tnsc1b	Q	2	E624MOD:ALL	Y	
W-814-04	GW	Tnsc1b	Q	3	E624MOD:ALL	Y	
W-814-04	GW	Tnsc1b	Q	4	E624MOD:ALL	Y	
W-814-2138	PTMW	Tpsg-Tps	A	1	E300.0:NO3	Y	
W-814-2138	PTMW	Tpsg-Tps	A	1	E300.0:PERC	Y	
W-814-2138	PTMW	Tpsg-Tps	S	1	E624MOD:ALL	Y	
W-814-2138	PTMW	Tpsg-Tps	S	3	E624MOD:ALL	Y	
W-814-2138	PTMW	Tpsg-Tps	A	1	E8330LOW:ALL	Y	
W-815-01	PTMW	Tpsg-Tps	A	1	E300.0:NO3	N	DRY
W-815-01	PTMW	Tpsg-Tps	A	1	E300.0:PERC	N	DRY
W-815-01	PTMW	Tpsg-Tps	S	1	E624MOD:ALL	N	DRY
W-815-01	PTMW	Tpsg-Tps	S	3	E624MOD:ALL	N	DRY
W-815-01	PTMW	Tpsg-Tps	A	1	E8330LOW:ALL	N	DRY
W-815-02	EW	Tnbs2	A	1	E300.0:NO3	Y	
W-815-02	EW	Tnbs2	A	1	E300.0:PERC	Y	
W-815-02	EW	Tnbs2	A	3	E300.0:PERC	N	Analytical laboratory issue
W-815-02	EW	Tnbs2	S	1	E624MOD:ALL	Y	
W-815-02	EW	Tnbs2	S	2	E624MOD:ALL	Y	
W-815-02	EW	Tnbs2	S	3	E624MOD:ALL	Y	
W-815-02	EW	Tnbs2	S	4	E624MOD:ALL	Y	
W-815-02	EW	Tnbs2	A	1	E8330LOW:ALL	Y	
W-815-02	EW	Tnbs2	A	3	E8330LOW:ALL	Y	
W-815-03	PTMW	Tpsg-Tps	A	1	E300.0:NO3	N	DRY
W-815-03	PTMW	Tpsg-Tps	A	1	E300.0:PERC	N	DRY
W-815-03	PTMW	Tpsg-Tps	S	1	E624MOD:ALL	N	DRY
W-815-03	PTMW	Tpsg-Tps	S	3	E624MOD:ALL	N	DRY
W-815-03	PTMW	Tpsg-Tps	A	1	E8330LOW:ALL	N	DRY
W-815-04	EW	Tnbs2	A	1	E300.0:NO3	Y	
W-815-04	EW	Tnbs2	A	1	E300.0:PERC	Y	
W-815-04	EW	Tnbs2	A	3	E300.0:PERC	N	Analytical laboratory issue
W-815-04	EW	Tnbs2	S	1	E624MOD:ALL	Y	
W-815-04	EW	Tnbs2	S	2	E624MOD:ALL	Y	
W-815-04	EW	Tnbs2	S	3	E624MOD:ALL	Y	
W-815-04	EW	Tnbs2	S	4	E624MOD:ALL	Y	
W-815-04	EW	Tnbs2	A	1	E8330LOW:ALL	Y	
W-815-04	EW	Tnbs2	A	3	E8330LOW:ALL	Y	
W-815-05	PTMW	Tpsg-Tps	A	1	E300.0:NO3	N	Insufficient water
W-815-05	PTMW	Tpsg-Tps	A	1	E300.0:PERC	N	Insufficient water
W-815-05	PTMW	Tpsg-Tps	S	1	E624MOD:ALL	N	Insufficient water
W-815-05	PTMW	Tpsg-Tps	S	3	E624MOD:ALL	N	No well access for sampling or measurement
W-815-05	PTMW	Tpsg-Tps	A	1	E8330LOW:ALL	N	Insufficient water
W-815-06	PTMW	Tnbs2	A	1	E300.0:NO3	Y	
W-815-06	PTMW	Tnbs2	A	1	E300.0:PERC	Y	
W-815-06	PTMW	Tnbs2	S	1	E624MOD:ALL	Y	
W-815-06	PTMW	Tnbs2	S	3	E624MOD:ALL	Y	
W-815-06	PTMW	Tnbs2	A	1	E8330LOW:ALL	Y	
W-815-07	PTMW	Tnbs2	A	1	E300.0:NO3	Y	
W-815-07	PTMW	Tnbs2	A	1	E300.0:PERC	Y	
W-815-07	PTMW	Tnbs2	S	1	E624MOD:ALL	Y	
W-815-07	PTMW	Tnbs2	S	3	E624MOD:ALL	Y	
W-815-07	PTMW	Tnbs2	A	1	E8330LOW:ALL	Y	
W-815-08	PTMW	UTnbs1	E	1	E300.0:NO3		To be sampled in 2022
W-815-08	PTMW	UTnbs1	E	1	E300.0:PERC		To be sampled in 2022
W-815-08	PTMW	UTnbs1	A	1	E624MOD:ALL	Y	
W-815-08	PTMW	UTnbs1	E	1	E8330LOW:ALL		To be sampled in 2022
W-815-1928	PTMW	Tpsg-Tps	A	1	E300.0:NO3	N	DRY
W-815-1928	PTMW	Tpsg-Tps	A	1	E300.0:PERC	N	DRY
W-815-1928	PTMW	Tpsg-Tps	S	1	E624MOD:ALL	N	DRY
W-815-1928	PTMW	Tpsg-Tps	S	3	E624MOD:ALL	N	DRY
W-815-1928	PTMW	Tpsg-Tps	A	1	E8330LOW:ALL	N	DRY
W-815-2110	GW	Tnbs2	S	1	E300.0:NO3	Y	
W-815-2110	GW	Tnbs2	S	3	E300.0:NO3	Y	
W-815-2110	GW	Tnbs2	S	1	E300.0:PERC	Y	
W-815-2110	GW	Tnbs2	S	3	E300.0:PERC	Y	
W-815-2110	GW	Tnbs2	Q	1	E624MOD:ALL	Y	
W-815-2110	GW	Tnbs2	Q	2	E624MOD:ALL	Y	
W-815-2110	GW	Tnbs2	Q	3	E624MOD:ALL	Y	
W-815-2110	GW	Tnbs2	Q	4	E624MOD:ALL	Y	
W-815-2110	GW	Tnbs2	S	1	E8330LOW:ALL	Y	
W-815-2110	GW	Tnbs2	S	3	E8330LOW:ALL	Y	
W-815-2111	GW	Tnbs2	S	1	E300.0:NO3	Y	
W-815-2111	GW	Tnbs2	S	3	E300.0:NO3	Y	
W-815-2111	GW	Tnbs2	S	1	E300.0:PERC	Y	
W-815-2111	GW	Tnbs2	S	3	E300.0:PERC	Y	
W-815-2111	GW	Tnbs2	Q	1	E624MOD:ALL	Y	
W-815-2111	GW	Tnbs2	Q	2	E624MOD:ALL	Y	
W-815-2111	GW	Tnbs2	Q	3	E624MOD:ALL	Y	
W-815-2111	GW	Tnbs2	Q	4	E624MOD:ALL	Y	
W-815-2111	GW	Tnbs2	S	1	E8330LOW:ALL	Y	
W-815-2111	GW	Tnbs2	S	3	E8330LOW:ALL	Y	
W-815-2217	PTMW	Tnbs2	O	1	E300.0:NO3	Y	
W-815-2217	PTMW	Tnbs2	O	1	E300.0:PERC	Y	
W-815-2217	PTMW	Tnbs2	S	1	E624MOD:ALL	Y	
W-815-2217	PTMW	Tnbs2	S	3	E624MOD:ALL	N	Limited personnel availability due to COVID-19 pandemic
W-815-2217	PTMW	Tnbs2	O	1	E8330LOW:ALL	Y	
W-815-2608	EW	Tnbs2	O	1	E300.0:NO3	Y	
W-815-2608	EW	Tnbs2	O	1	E300.0:PERC	Y	
W-815-2608	EW	Tnbs2	S	1	E624MOD:ALL	Y	
W-815-2608	EW	Tnbs2	S	2	E624MOD:ALL	Y	
W-815-2608	EW	Tnbs2	S	3	E624MOD:ALL	Y	
W-815-2608	EW	Tnbs2	S	4	E624MOD:ALL	Y	
W-815-2608	EW	Tnbs2	O	1	E8330LOW:ALL	Y	
W-815-2621	PTMW	Tnbs2	A	1	E300.0:NO3	Y	

Appendix C. Ground and surface water sampling and analysis plan.

Sample Location	Location Type	Hydro Unit	Sampling Frequency	Sampling Quarter	Requested Analysis	Sampled Y/N	Comment
W-815-2621	PTMW	Tnbs2	A	1	E300.0:PERC	Y	
W-815-2621	PTMW	Tnbs2	S	1	E624MOD:ALL	Y	
W-815-2621	PTMW	Tnbs2	S	3	E624MOD:ALL	Y	
W-815-2621	PTMW	Tnbs2	A	1	E8330LOW:ALL	Y	
W-815-2803	EW	Tnbs2	A	1	E300.0:NO3	Y	
W-815-2803	EW	Tnbs2	A	1	E300.0:PERC	Y	
W-815-2803	EW	Tnbs2	A	3	E300.0:PERC	N	Analytical laboratory issue
W-815-2803	EW	Tnbs2	S	1	E624MOD:ALL	Y	
W-815-2803	EW	Tnbs2	S	2	E624MOD:ALL	Y	
W-815-2803	EW	Tnbs2	S	3	E624MOD:ALL	Y	
W-815-2803	EW	Tnbs2	S	4	E624MOD:ALL	Y	
W-815-2803	EW	Tnbs2	A	1	E8330LOW:ALL	Y	
W-815-2803	EW	Tnbs2	A	3	E8330LOW:ALL	Y	
W-815-3024	PTMW	Tpsg-Tps	A	1	E300.0:NO3	N	Insufficient water
W-815-3024	PTMW	Tpsg-Tps	A	1	E300.0:PERC	N	Insufficient water
W-815-3024	PTMW	Tpsg-Tps	A	1	E624MOD:ALL	N	Insufficient water
W-815-3024	PTMW	Tpsg-Tps	A	1	E8330LOW:ALL	N	Insufficient water
W-815-3502	PTMW	Tnbs2	Q	1	E300.0:NO3	N	DRY
W-815-3502	PTMW	Tnbs2	Q	2	E300.0:NO3	N	DRY
W-815-3502	PTMW	Tnbs2	Q	3	E300.0:NO3	N	Limited personnel availability due to COVID-19 pandemic
W-815-3502	PTMW	Tnbs2	Q	4	E300.0:NO3	N	DRY
W-815-3502	PTMW	Tnbs2	Q	1	E300.0:PERC	N	DRY
W-815-3502	PTMW	Tnbs2	Q	2	E300.0:PERC	N	DRY
W-815-3502	PTMW	Tnbs2	Q	3	E300.0:PERC	N	Limited personnel availability due to COVID-19 pandemic
W-815-3502	PTMW	Tnbs2	Q	4	E300.0:PERC	N	DRY
W-815-3502	PTMW	Tnbs2	Q	1	E624MOD:ALL	N	DRY
W-815-3502	PTMW	Tnbs2	Q	2	E624MOD:ALL	N	DRY
W-815-3502	PTMW	Tnbs2	Q	3	E624MOD:ALL	N	Limited personnel availability due to COVID-19 pandemic
W-815-3502	PTMW	Tnbs2	Q	4	E624MOD:ALL	N	DRY
W-815-3502	PTMW	Tnbs2	Q	1	E8330LOW:ALL	N	DRY
W-815-3502	PTMW	Tnbs2	Q	2	E8330LOW:ALL	N	DRY
W-815-3502	PTMW	Tnbs2	Q	3	E8330LOW:ALL	N	Limited personnel availability due to COVID-19 pandemic
W-815-3502	PTMW	Tnbs2	Q	4	E8330LOW:ALL	N	DRY
W-815-3606	PTMW	Tnbs2	Q	1	E300.0:NO3	Y	
W-815-3606	PTMW	Tnbs2	Q	2	E300.0:NO3	Y	
W-815-3606	PTMW	Tnbs2	Q	3	E300.0:NO3	N	Limited personnel availability due to COVID-19 pandemic
W-815-3606	PTMW	Tnbs2	Q	4	E300.0:NO3	Y	
W-815-3606	PTMW	Tnbs2	Q	1	E300.0:PERC	Y	
W-815-3606	PTMW	Tnbs2	Q	2	E300.0:PERC	Y	
W-815-3606	PTMW	Tnbs2	Q	3	E300.0:PERC	N	Limited personnel availability due to COVID-19 pandemic
W-815-3606	PTMW	Tnbs2	Q	4	E300.0:PERC	Y	
W-815-3606	PTMW	Tnbs2	Q	1	E624MOD:ALL	Y	
W-815-3606	PTMW	Tnbs2	Q	2	E624MOD:ALL	Y	
W-815-3606	PTMW	Tnbs2	Q	3	E624MOD:ALL	N	Limited personnel availability due to COVID-19 pandemic
W-815-3606	PTMW	Tnbs2	Q	4	E624MOD:ALL	Y	
W-815-3606	PTMW	Tnbs2	Q	1	E8330LOW:ALL	Y	
W-815-3606	PTMW	Tnbs2	Q	2	E8330LOW:ALL	Y	
W-815-3606	PTMW	Tnbs2	Q	3	E8330LOW:ALL	N	Limited personnel availability due to COVID-19 pandemic
W-815-3606	PTMW	Tnbs2	Q	4	E8330LOW:ALL	Y	
W-817-01	EW	Tnbs2	A	1	E300.0:NO3	Y	
W-817-01	EW	Tnbs2	Q	1	E300.0:PERC	Y	
W-817-01	EW	Tnbs2	Q	2	E300.0:PERC	Y	
W-817-01	EW	Tnbs2	Q	3	E300.0:PERC	Y	
W-817-01	EW	Tnbs2	Q	4	E300.0:PERC	Y	
W-817-01	EW	Tnbs2	Q	1	E624MOD:ALL	Y	
W-817-01	EW	Tnbs2	Q	2	E624MOD:ALL	Y	
W-817-01	EW	Tnbs2	Q	3	E624MOD:ALL	Y	
W-817-01	EW	Tnbs2	Q	4	E624MOD:ALL	Y	
W-817-01	EW	Tnbs2	Q	1	E8330LOW:ALL	Y	
W-817-01	EW	Tnbs2	Q	2	E8330LOW:ALL	Y	
W-817-01	EW	Tnbs2	Q	3	E8330LOW:ALL	Y	
W-817-01	EW	Tnbs2	Q	4	E8330LOW:ALL	Y	
W-817-03	EW	Tnbs2	A	1	E300.0:NO3	Y	
W-817-03	EW	Tnbs2	A	1	E300.0:PERC	Y	
W-817-03	EW	Tnbs2	A	3	E300.0:PERC	Y	
W-817-03	EW	Tnbs2	S	1	E624MOD:ALL	Y	
W-817-03	EW	Tnbs2	S	2	E624MOD:ALL	Y	
W-817-03	EW	Tnbs2	S	3	E624MOD:ALL	Y	
W-817-03	EW	Tnbs2	S	4	E624MOD:ALL	Y	
W-817-03	EW	Tnbs2	A	1	E8330LOW:ALL	Y	
W-817-03	EW	Tnbs2	A	3	E8330LOW:ALL	Y	
W-817-03A	PTMW	Tpsg-Tps	A	1	E300.0:NO3	Y	
W-817-03A	PTMW	Tpsg-Tps	A	1	E300.0:PERC	Y	
W-817-03A	PTMW	Tpsg-Tps	S	1	E624MOD:ALL	Y	
W-817-03A	PTMW	Tpsg-Tps	S	3	E624MOD:ALL	N	DRY
W-817-03A	PTMW	Tpsg-Tps	A	1	E8330LOW:ALL	Y	
W-817-04	PTMW	Tnbs2	A	1	E300.0:NO3	Y	
W-817-04	PTMW	Tnbs2	A	1	E300.0:PERC	Y	
W-817-04	PTMW	Tnbs2	S	1	E624MOD:ALL	Y	
W-817-04	PTMW	Tnbs2	S	3	E624MOD:ALL	Y	
W-817-04	PTMW	Tnbs2	A	1	E8330LOW:ALL	Y	
W-817-05	PTMW	Tnsc1b	A	1	E300.0:NO3	Y	
W-817-05	PTMW	Tnsc1b	A	1	E300.0:PERC	Y	
W-817-05	PTMW	Tnsc1b	S	1	E624MOD:ALL	Y	
W-817-05	PTMW	Tnsc1b	S	3	E624MOD:ALL	N	Limited personnel availability due to COVID-19 pandemic
W-817-05	PTMW	Tnsc1b	A	1	E8330LOW:ALL	Y	
W-817-06A	IW	Tnbs2	A	1	E300.0:NO3	Y	
W-817-06A	IW	Tnbs2	A	1	E300.0:PERC	Y	
W-817-06A	IW	Tnbs2	A	1	E624MOD:ALL	Y	
W-817-06A	IW	Tnbs2	A	1	E8330LOW:ALL	Y	
W-817-07	PTMW	Tnbs2	A	1	E300.0:NO3	N	Insufficient water
W-817-07	PTMW	Tnbs2	A	1	E300.0:PERC	N	Insufficient water
W-817-07	PTMW	Tnbs2	S	1	E624MOD:ALL	N	Insufficient water

Appendix C. Ground and surface water sampling and analysis plan.

Sample Location	Location Type	Hydro Unit	Sampling Frequency	Sampling Quarter	Requested Analysis	Sampled Y/N	Comment
W-817-07	PTMW	Tnbs2	S	3	E624MOD:ALL	N	DRY
W-817-07	PTMW	Tnbs2	A	1	E8330LOW:ALL	N	Insufficient water
W-817-2318	EW	Tpsg-Tps	A	1	E300.0:NO3	Y	
W-817-2318	EW	Tpsg-Tps	A	1	E300.0:PERC	Y	
W-817-2318	EW	Tpsg-Tps	A	3	E300.0:PERC	N	Analytical laboratory issue
W-817-2318	EW	Tpsg-Tps	S	1	E624MOD:ALL	Y	
W-817-2318	EW	Tpsg-Tps	S	2	E624MOD:ALL	Y	
W-817-2318	EW	Tpsg-Tps	S	3	E624MOD:ALL	Y	
W-817-2318	EW	Tpsg-Tps	S	4	E624MOD:ALL	Y	
W-817-2318	EW	Tpsg-Tps	A	1	E8330LOW:ALL	Y	
W-817-2318	EW	Tpsg-Tps	A	3	E8330LOW:ALL	Y	
W-817-2609	PTMW	Tnbs2	A	1	E300.0:NO3	Y	
W-817-2609	PTMW	Tnbs2	A	1	E300.0:PERC	Y	
W-817-2609	PTMW	Tnbs2	S	1	E624MOD:ALL	Y	
W-817-2609	PTMW	Tnbs2	S	3	E624MOD:ALL	N	Limited personnel availability due to COVID-19 pandemic
W-817-2609	PTMW	Tnbs2	A	1	E8330LOW:ALL	Y	
W-817-3023	PTMW	Tnbs2	A	1	E300.0:NO3	Y	
W-817-3023	PTMW	Tnbs2	A	1	E300.0:PERC	Y	
W-817-3023	PTMW	Tnbs2	S	1	E624MOD:ALL	Y	
W-817-3023	PTMW	Tnbs2	S	3	E624MOD:ALL	Y	
W-817-3023	PTMW	Tnbs2	A	1	E8330LOW:ALL	Y	
W-817-3025	PTMW	Tnbs2	A	1	E300.0:NO3	Y	
W-817-3025	PTMW	Tnbs2	A	1	E300.0:PERC	Y	
W-817-3025	PTMW	Tnbs2	S	1	E624MOD:ALL	Y	
W-817-3025	PTMW	Tnbs2	S	3	E624MOD:ALL	Y	
W-817-3025	PTMW	Tnbs2	A	1	E8330LOW:ALL	Y	
W-817-3026	PTMW	Tnbs2	A	1	E300.0:NO3	Y	
W-817-3026	PTMW	Tnbs2	A	1	E300.0:PERC	Y	
W-817-3026	PTMW	Tnbs2	S	1	E624MOD:ALL	Y	
W-817-3026	PTMW	Tnbs2	S	3	E624MOD:ALL	Y	
W-817-3026	PTMW	Tnbs2	A	1	E8330LOW:ALL	Y	
W-818-01	PTMW	Tnbs2	A	1	E300.0:NO3	Y	
W-818-01	PTMW	Tnbs2	A	1	E300.0:PERC	Y	
W-818-01	PTMW	Tnbs2	S	1	E624MOD:ALL	Y	
W-818-01	PTMW	Tnbs2	S	3	E624MOD:ALL	Y	
W-818-01	PTMW	Tnbs2	A	1	E8330LOW:ALL	Y	
W-818-03	PTMW	Tnbs2	A	1	E300.0:NO3	N	Inoperable equipment
W-818-03	PTMW	Tnbs2	A	1	E300.0:PERC	N	Inoperable equipment
W-818-03	PTMW	Tnbs2	S	1	E624MOD:ALL	N	Inoperable equipment
W-818-03	PTMW	Tnbs2	S	3	E624MOD:ALL	Y	
W-818-03	PTMW	Tnbs2	O	1	E8330LOW:ALL	N	Inoperable equipment
W-818-04	PTMW	Tnsc2	A	1	E300.0:NO3	Y	
W-818-04	PTMW	Tnsc2	A	1	E300.0:PERC	Y	
W-818-04	PTMW	Tnsc2	S	1	E624MOD:ALL	Y	
W-818-04	PTMW	Tnsc2	S	3	E624MOD:ALL	N	Limited personnel availability due to COVID-19 pandemic
W-818-04	PTMW	Tnsc2	A	1	E8330LOW:ALL	Y	
W-818-06	PTMW	Tnbs2	A	1	E300.0:NO3	Y	
W-818-06	PTMW	Tnbs2	A	1	E300.0:PERC	Y	
W-818-06	PTMW	Tnbs2	S	1	E624MOD:ALL	Y	
W-818-06	PTMW	Tnbs2	S	3	E624MOD:ALL	N	Limited personnel availability due to COVID-19 pandemic
W-818-06	PTMW	Tnbs2	O	1	E8330LOW:ALL	Y	
W-818-07	PTMW	Tnbs2	A	1	E300.0:NO3	Y	
W-818-07	PTMW	Tnbs2	A	1	E300.0:PERC	Y	
W-818-07	PTMW	Tnbs2	S	1	E624MOD:ALL	Y	
W-818-07	PTMW	Tnbs2	S	3	E624MOD:ALL	Y	
W-818-07	PTMW	Tnbs2	E	1	E8330LOW:ALL		To be sampled in 2022
W-818-08	EW	Tnbs2	A	1	E300.0:NO3	Y	
W-818-08	EW	Tnbs2	A	1	E300.0:PERC	Y	
W-818-08	EW	Tnbs2	A	3	E300.0:PERC	N	Limited personnel availability due to COVID-19 pandemic
W-818-08	EW	Tnbs2	S	1	E624MOD:ALL	Y	
W-818-08	EW	Tnbs2	S	2	E624MOD:ALL	Y	
W-818-08	EW	Tnbs2	S	3	E624MOD:ALL	N	Limited personnel availability due to COVID-19 pandemic
W-818-08	EW	Tnbs2	S	4	E624MOD:ALL	Y	
W-818-08	EW	Tnbs2	S	1	E8330LOW:ALL	Y	
W-818-08	EW	Tnbs2	S	2	E8330LOW:ALL	Y	
W-818-08	EW	Tnbs2	S	3	E8330LOW:ALL	N	Limited personnel availability due to COVID-19 pandemic
W-818-08	EW	Tnbs2	S	4	E8330LOW:ALL	Y	
W-818-09	EW	Tnbs2	A	1	E300.0:NO3	Y	
W-818-09	EW	Tnbs2	A	1	E300.0:PERC	Y	
W-818-09	EW	Tnbs2	A	3	E300.0:PERC	Y	
W-818-09	EW	Tnbs2	S	1	E624MOD:ALL	Y	
W-818-09	EW	Tnbs2	S	2	E624MOD:ALL	Y	
W-818-09	EW	Tnbs2	S	3	E624MOD:ALL	Y	
W-818-09	EW	Tnbs2	S	4	E624MOD:ALL	Y	
W-818-09	EW	Tnbs2	S	1	E8330LOW:ALL	Y	
W-818-09	EW	Tnbs2	S	2	E8330LOW:ALL	Y	
W-818-09	EW	Tnbs2	S	3	E8330LOW:ALL	Y	
W-818-09	EW	Tnbs2	S	4	E8330LOW:ALL	Y	
W-818-11	PTMW	Tnbs2	A	1	E300.0:NO3	Y	
W-818-11	PTMW	Tnbs2	A	1	E300.0:PERC	Y	
W-818-11	PTMW	Tnbs2	S	1	E624MOD:ALL	Y	
W-818-11	PTMW	Tnbs2	S	3	E624MOD:ALL	Y	
W-818-11	PTMW	Tnbs2	A	1	E8330LOW:ALL	Y	
W-819-02	PTMW	UTnbs1	A	1	E300.0:NO3	Y	
W-819-02	PTMW	UTnbs1	A	1	E300.0:PERC	Y	
W-819-02	PTMW	UTnbs1	S	1	E624MOD:ALL	Y	
W-819-02	PTMW	UTnbs1	S	3	E624MOD:ALL	N	Limited personnel availability due to COVID-19 pandemic
W-819-02	PTMW	UTnbs1	A	1	E8330LOW:ALL	Y	
W-823-01	PTMW	Tpsg-Tps	A	1	E300.0:NO3	Y	
W-823-01	PTMW	Tpsg-Tps	A	1	E300.0:PERC	Y	
W-823-01	PTMW	Tpsg-Tps	S	1	E624MOD:ALL	Y	
W-823-01	PTMW	Tpsg-Tps	S	3	E624MOD:ALL	N	DRY
W-823-01	PTMW	Tpsg-Tps	A	1	E8330LOW:ALL	Y	

Appendix C. Ground and surface water sampling and analysis plan.

Sample Location	Location Type	Hydro Unit	Sampling Frequency	Sampling Quarter	Requested Analysis	Sampled Y/N	Comment
W-823-01	PTMW	Tpsg-Tps	A	1	EM8015:DIESEL	Y	
W-823-02	PTMW	Tnbs2	O	1	E300.0:NO3	Y	
W-823-02	PTMW	Tnbs2	O	1	E300.0:PERC	Y	
W-823-02	PTMW	Tnbs2	S	1	E624MOD:ALL	Y	
W-823-02	PTMW	Tnbs2	S	3	E624MOD:ALL	N	Limited personnel availability due to COVID-19 pandemic
W-823-02	PTMW	Tnbs2	O	1	E8330LOW:ALL	Y	
W-823-02	PTMW	Tnbs2	A	1	EM8015:DIESEL	Y	
W-823-03	PTMW	Tnbs2	A	1	E300.0:NO3	N	Inoperable equipment
W-823-03	PTMW	Tnbs2	E	1	E300.0:PERC		To be sampled in 2022
W-823-03	PTMW	Tnbs2	S	1	E624MOD:ALL	N	Inoperable equipment
W-823-03	PTMW	Tnbs2	S	3	E624MOD:ALL	N	Limited personnel availability due to COVID-19 pandemic
W-823-03	PTMW	Tnbs2	E	1	E8330LOW:ALL		To be sampled in 2022
W-823-13	PTMW	Tnbs2	A	1	E300.0:NO3	Y	
W-823-13	PTMW	Tnbs2	A	1	E300.0:PERC	Y	
W-823-13	PTMW	Tnbs2	S	1	E624MOD:ALL	Y	
W-823-13	PTMW	Tnbs2	S	3	E624MOD:ALL	N	Limited personnel availability due to COVID-19 pandemic
W-823-13	PTMW	Tnbs2	A	1	E8330LOW:ALL	Y	
W-827-01	PTMW	Tnbs2	O	1	E300.0:NO3	N	DRY
W-827-01	PTMW	Tnbs2	O	1	E300.0:PERC	N	DRY
W-827-01	PTMW	Tnbs2	O	1	E624MOD:ALL	N	DRY
W-827-01	PTMW	Tnbs2	O	1	E8330LOW:ALL	N	DRY
W-827-02	PTMW	Tnsc1	O	1	E300.0:NO3	Y	
W-827-02	PTMW	Tnsc1	O	1	E300.0:PERC	Y	
W-827-02	PTMW	Tnsc1	O	1	E624MOD:ALL	Y	
W-827-02	PTMW	Tnsc1	O	1	E8330LOW:ALL	Y	
W-827-03	PTMW	UTnbs1	O	1	E300.0:NO3	N	Inoperable equipment
W-827-03	PTMW	UTnbs1	O	1	E300.0:PERC	N	Inoperable equipment
W-827-03	PTMW	UTnbs1	O	1	E624MOD:ALL	N	Inoperable equipment
W-827-03	PTMW	UTnbs1	O	1	E8330LOW:ALL	N	Inoperable equipment
W-827-04	PTMW	LTnbs1	A	1	E300.0:NO3	N	DRY
W-827-04	PTMW	LTnbs1	A	1	E300.0:PERC	N	DRY
W-827-04	PTMW	LTnbs1	S	1	E624MOD:ALL	N	DRY
W-827-04	PTMW	LTnbs1	S	3	E624MOD:ALL	N	Limited personnel availability due to COVID-19 pandemic
W-827-04	PTMW	LTnbs1	A	1	E8330LOW:ALL	N	DRY
W-827-05	PTMW	LTnbs1	A	1	E300.0:NO3	N	Inoperable equipment
W-827-05	PTMW	LTnbs1	A	1	E300.0:PERC	N	Inoperable equipment
W-827-05	PTMW	LTnbs1	S	1	E624MOD:ALL	N	Inoperable equipment
W-827-05	PTMW	LTnbs1	S	3	E624MOD:ALL	N	Limited personnel availability due to COVID-19 pandemic
W-827-05	PTMW	LTnbs1	A	1	E8330LOW:ALL	N	Inoperable equipment
W-829-06	EW	Tnsc1b	Q	1	E300.0:NO3	Y	
W-829-06	EW	Tnsc1b	Q	2	E300.0:NO3	Y	
W-829-06	EW	Tnsc1b	Q	3	E300.0:NO3	Y	
W-829-06	EW	Tnsc1b	Q	4	E300.0:NO3	Y	
W-829-06	EW	Tnsc1b	Q	1	E300.0:PERC	Y	
W-829-06	EW	Tnsc1b	Q	2	E300.0:PERC	Y	
W-829-06	EW	Tnsc1b	Q	3	E300.0:PERC	Y	
W-829-06	EW	Tnsc1b	Q	4	E300.0:PERC	Y	
W-829-06	EW	Tnsc1b	Q	1	E624MOD:ALL	Y	
W-829-06	EW	Tnsc1b	Q	2	E624MOD:ALL	Y	
W-829-06	EW	Tnsc1b	Q	3	E624MOD:ALL	Y	
W-829-06	EW	Tnsc1b	Q	4	E624MOD:ALL	Y	
W-829-06	EW	Tnsc1b	A	1	E8330LOW:ALL	Y	
W-829-08	PTMW	Tnsc1b	A	1	E300.0:NO3	Y	
W-829-08	PTMW	Tnsc1b	A	1	E300.0:PERC	Y	
W-829-08	PTMW	Tnsc1b	S	1	E624MOD:ALL	Y	
W-829-08	PTMW	Tnsc1b	S	3	E624MOD:ALL	N	Limited personnel availability due to COVID-19 pandemic
W-829-08	PTMW	Tnsc1b	A	1	E8330LOW:ALL	Y	
W-829-15	DMW	LTnbs1	A	2	E300.0:PERC	Y	
W-829-15	DMW	LTnbs1	A	2	E624:ALL	Y	
W-829-15	DMW	LTnbs1	A	2	E8330:R+H	Y	
W-829-15	DMW	LTnbs1	A	2	E8330:TNT	Y	
W-829-1938	DMW	LTnbs1	A	2	E300.0:PERC	Y	
W-829-1938	DMW	LTnbs1	A	2	E624:ALL	Y	
W-829-1938	DMW	LTnbs1	A	2	E8330:R+H	Y	
W-829-1938	DMW	LTnbs1	A	2	E8330:TNT	Y	
W-829-1940	PTMW	Tnsc1b	A	1	E300.0:NO3	Y	
W-829-1940	PTMW	Tnsc1b	A	1	E300.0:PERC	Y	
W-829-1940	PTMW	Tnsc1b	S	1	E624MOD:ALL	Y	
W-829-1940	PTMW	Tnsc1b	S	3	E624MOD:ALL	N	Limited personnel availability due to COVID-19 pandemic
W-829-1940	PTMW	Tnsc1b	A	1	E8330LOW:ALL	Y	
W-829-22	DMW	LTnbs1	A	2	E300.0:PERC	Y	
W-829-22	DMW	LTnbs1	A	2	E624:ALL	Y	
W-829-22	DMW	LTnbs1	A	2	E8330:R+H	Y	
W-829-22	DMW	LTnbs1	A	2	E8330:TNT	Y	
WELL18	WS	Tnbs1	S	1	E300.0:NO3	Y	
WELL18	WS	Tnbs1	S	3	E300.0:NO3	Y	
WELL18	WS	Tnbs1	S	1	E300.0:PERC	Y	
WELL18	WS	Tnbs1	S	3	E300.0:PERC	Y	
WELL18	WS	Tnbs1	Q	1	E624MOD:ALL	Y	
WELL18	WS	Tnbs1	Q	2	E624MOD:ALL	Y	
WELL18	WS	Tnbs1	Q	3	E624MOD:ALL	Y	
WELL18	WS	Tnbs1	Q	4	E624MOD:ALL	Y	
WELL18	WS	Tnbs1	S	1	E8330LOW:ALL	Y	
WELL18	WS	Tnbs1	S	3	E8330LOW:ALL	Y	
WELL20	WS	Tnbs1	S	1	E300.0:NO3	Y	
WELL20	WS	Tnbs1	S	3	E300.0:NO3	Y	
WELL20	WS	Tnbs1	S	1	E300.0:PERC	Y	
WELL20	WS	Tnbs1	S	3	E300.0:PERC	Y	
WELL20	WS	Tnbs1	Q	1	E624MOD:ALL	Y	
WELL20	WS	Tnbs1	Q	2	E624MOD:ALL	Y	
WELL20	WS	Tnbs1	Q	3	E624MOD:ALL	Y	
WELL20	WS	Tnbs1	Q	4	E624MOD:ALL	Y	
WELL20	WS	Tnbs1	S	1	E8330LOW:ALL	Y	

Appendix C. Ground and surface water sampling and analysis plan.

Sample Location	Location Type	Hydro Unit	Sampling Frequency	Sampling Quarter	Requested Analysis	Sampled Y/N	Comment
WELL20	WS	Tnbs1	S	3	E8330LOW:ALL	Y	
K1-01C	DMW	Tnbs1-Tnbs0	Q	4	AS:THISO	Y	
K1-01C	DMW	Tnbs1-Tnbs0	Q	1	AS:UISO	Y	
K1-01C	DMW	Tnbs1-Tnbs0	Q	2	AS:UISO	N	No access to well location
K1-01C	DMW	Tnbs1-Tnbs0	Q	3	AS:UISO	Y	
K1-01C	DMW	Tnbs1-Tnbs0	Q	4	AS:UISO	Y	
K1-01C	DMW	Tnbs1-Tnbs0	Q	1	E300.0:NO3	Y	
K1-01C	DMW	Tnbs1-Tnbs0	Q	2	E300.0:NO3	N	No access to well location
K1-01C	DMW	Tnbs1-Tnbs0	Q	3	E300.0:NO3	Y	
K1-01C	DMW	Tnbs1-Tnbs0	Q	4	E300.0:NO3	Y	
K1-01C	DMW	Tnbs1-Tnbs0	Q	1	E300.0:PERC	Y	
K1-01C	DMW	Tnbs1-Tnbs0	Q	2	E300.0:PERC	N	No access to well location
K1-01C	DMW	Tnbs1-Tnbs0	Q	3	E300.0:PERC	Y	
K1-01C	DMW	Tnbs1-Tnbs0	Q	4	E300.0:PERC	Y	
K1-01C	DMW	Tnbs1-Tnbs0	Q	1	E8260:ALL	Y	
K1-01C	DMW	Tnbs1-Tnbs0	Q	2	E8260:ALL	N	No access to well location
K1-01C	DMW	Tnbs1-Tnbs0	Q	3	E8260:ALL	Y	
K1-01C	DMW	Tnbs1-Tnbs0	Q	4	E8260:ALL	Y	
K1-01C	DMW	Tnbs1-Tnbs0	Q	1	E8330:R+H	Y	
K1-01C	DMW	Tnbs1-Tnbs0	Q	2	E8330:R+H	N	No access to well location
K1-01C	DMW	Tnbs1-Tnbs0	Q	3	E8330:R+H	Y	
K1-01C	DMW	Tnbs1-Tnbs0	Q	4	E8330:R+H	Y	
K1-01C	DMW	Tnbs1-Tnbs0	Q	4	E900:ALL	Y	
K1-01C	DMW	Tnbs1-Tnbs0	Q	1	E906:ALL	Y	
K1-01C	DMW	Tnbs1-Tnbs0	Q	2	E906:ALL	N	No access to well location
K1-01C	DMW	Tnbs1-Tnbs0	Q	3	E906:ALL	Y	
K1-01C	DMW	Tnbs1-Tnbs0	Q	4	E906:ALL	Y	
K1-01C	DMW	Tnbs1-Tnbs0	O	4	MSOS:UISO	Y	
K1-01C	DMW	Tnbs1-Tnbs0	Q	4	RA226:ALL	Y	
K1-01C	DMW	Tnbs1-Tnbs0	Q	4	WGMGMET1:ALL	Y	
K1-02B	DMW	Tnbs1-Tnbs0	Q	4	AS:THISO	Y	
K1-02B	DMW	Tnbs1-Tnbs0	Q	1	AS:UISO	Y	
K1-02B	DMW	Tnbs1-Tnbs0	Q	2	AS:UISO	Y	
K1-02B	DMW	Tnbs1-Tnbs0	Q	3	AS:UISO	Y	
K1-02B	DMW	Tnbs1-Tnbs0	Q	4	AS:UISO	Y	
K1-02B	DMW	Tnbs1-Tnbs0	Q	1	E300.0:NO3	Y	
K1-02B	DMW	Tnbs1-Tnbs0	Q	2	E300.0:NO3	Y	
K1-02B	DMW	Tnbs1-Tnbs0	Q	3	E300.0:NO3	Y	
K1-02B	DMW	Tnbs1-Tnbs0	Q	4	E300.0:NO3	Y	
K1-02B	DMW	Tnbs1-Tnbs0	Q	1	E300.0:PERC	Y	
K1-02B	DMW	Tnbs1-Tnbs0	Q	2	E300.0:PERC	Y	
K1-02B	DMW	Tnbs1-Tnbs0	Q	3	E300.0:PERC	Y	
K1-02B	DMW	Tnbs1-Tnbs0	Q	4	E300.0:PERC	Y	
K1-02B	DMW	Tnbs1-Tnbs0	Q	1	E8260:ALL	Y	
K1-02B	DMW	Tnbs1-Tnbs0	Q	2	E8260:ALL	Y	
K1-02B	DMW	Tnbs1-Tnbs0	Q	3	E8260:ALL	Y	
K1-02B	DMW	Tnbs1-Tnbs0	Q	4	E8260:ALL	Y	
K1-02B	DMW	Tnbs1-Tnbs0	Q	1	E8330:R+H	Y	
K1-02B	DMW	Tnbs1-Tnbs0	Q	2	E8330:R+H	Y	
K1-02B	DMW	Tnbs1-Tnbs0	Q	3	E8330:R+H	Y	
K1-02B	DMW	Tnbs1-Tnbs0	Q	4	E8330:R+H	Y	
K1-02B	DMW	Tnbs1-Tnbs0	Q	4	E900:ALL	Y	
K1-02B	DMW	Tnbs1-Tnbs0	Q	1	E906:ALL	Y	
K1-02B	DMW	Tnbs1-Tnbs0	Q	2	E906:ALL	Y	
K1-02B	DMW	Tnbs1-Tnbs0	Q	3	E906:ALL	Y	
K1-02B	DMW	Tnbs1-Tnbs0	Q	4	E906:ALL	Y	
K1-02B	DMW	Tnbs1-Tnbs0	O	4	MSOS:UISO	Y	
K1-02B	DMW	Tnbs1-Tnbs0	Q	4	RA226:ALL	Y	
K1-02B	DMW	Tnbs1-Tnbs0	Q	4	WGMGMET1:ALL	Y	
K1-04	DMW	Tnbs1-Tnbs0	Q	4	AS:THISO	Y	
K1-04	DMW	Tnbs1-Tnbs0	Q	1	AS:UISO	Y	
K1-04	DMW	Tnbs1-Tnbs0	Q	2	AS:UISO	N	No access to well location
K1-04	DMW	Tnbs1-Tnbs0	Q	3	AS:UISO	Y	
K1-04	DMW	Tnbs1-Tnbs0	Q	4	AS:UISO	Y	
K1-04	DMW	Tnbs1-Tnbs0	Q	1	E300.0:NO3	Y	
K1-04	DMW	Tnbs1-Tnbs0	Q	2	E300.0:NO3	N	No access to well location
K1-04	DMW	Tnbs1-Tnbs0	Q	3	E300.0:NO3	Y	
K1-04	DMW	Tnbs1-Tnbs0	Q	4	E300.0:NO3	Y	
K1-04	DMW	Tnbs1-Tnbs0	Q	1	E300.0:PERC	Y	
K1-04	DMW	Tnbs1-Tnbs0	Q	2	E300.0:PERC	N	No access to well location
K1-04	DMW	Tnbs1-Tnbs0	Q	3	E300.0:PERC	Y	
K1-04	DMW	Tnbs1-Tnbs0	Q	4	E300.0:PERC	Y	
K1-04	DMW	Tnbs1-Tnbs0	Q	1	E8260:ALL	Y	
K1-04	DMW	Tnbs1-Tnbs0	Q	2	E8260:ALL	N	No access to well location
K1-04	DMW	Tnbs1-Tnbs0	Q	3	E8260:ALL	Y	
K1-04	DMW	Tnbs1-Tnbs0	Q	4	E8260:ALL	Y	
K1-04	DMW	Tnbs1-Tnbs0	Q	1	E8330:R+H	Y	
K1-04	DMW	Tnbs1-Tnbs0	Q	2	E8330:R+H	N	No access to well location
K1-04	DMW	Tnbs1-Tnbs0	Q	3	E8330:R+H	Y	
K1-04	DMW	Tnbs1-Tnbs0	Q	4	E8330:R+H	Y	
K1-04	DMW	Tnbs1-Tnbs0	Q	4	E900:ALL	Y	
K1-04	DMW	Tnbs1-Tnbs0	Q	1	E906:ALL	Y	
K1-04	DMW	Tnbs1-Tnbs0	Q	2	E906:ALL	N	No access to well location
K1-04	DMW	Tnbs1-Tnbs0	Q	3	E906:ALL	Y	
K1-04	DMW	Tnbs1-Tnbs0	Q	4	E906:ALL	Y	
K1-04	DMW	Tnbs1-Tnbs0	O	4	MSOS:UISO	Y	
K1-04	DMW	Tnbs1-Tnbs0	Q	4	RA226:ALL	Y	
K1-04	DMW	Tnbs1-Tnbs0	Q	4	WGMGMET1:ALL	Y	
K1-05	DMW	Tnbs1-Tnbs0	Q	4	AS:THISO	Y	
K1-05	DMW	Tnbs1-Tnbs0	Q	1	AS:UISO	Y	
K1-05	DMW	Tnbs1-Tnbs0	Q	2	AS:UISO	N	No access to well location
K1-05	DMW	Tnbs1-Tnbs0	Q	3	AS:UISO	Y	
K1-05	DMW	Tnbs1-Tnbs0	Q	4	AS:UISO	Y	

Appendix C. Ground and surface water sampling and analysis plan.

Sample Location	Location Type	Hydro Unit	Sampling Frequency	Sampling Quarter	Requested Analysis	Sampled Y/N	Comment
K1-05	DMW	Tnbs1-Tnbs0	Q	1	E300.0:NO3	Y	
K1-05	DMW	Tnbs1-Tnbs0	Q	2	E300.0:NO3	N	No access to well location
K1-05	DMW	Tnbs1-Tnbs0	Q	3	E300.0:NO3	Y	
K1-05	DMW	Tnbs1-Tnbs0	Q	4	E300.0:NO3	Y	
K1-05	DMW	Tnbs1-Tnbs0	Q	1	E300.0:PERC	Y	
K1-05	DMW	Tnbs1-Tnbs0	Q	2	E300.0:PERC	N	No access to well location
K1-05	DMW	Tnbs1-Tnbs0	Q	3	E300.0:PERC	Y	
K1-05	DMW	Tnbs1-Tnbs0	Q	4	E300.0:PERC	Y	
K1-05	DMW	Tnbs1-Tnbs0	Q	1	E8260:ALL	Y	
K1-05	DMW	Tnbs1-Tnbs0	Q	2	E8260:ALL	N	No access to well location
K1-05	DMW	Tnbs1-Tnbs0	Q	3	E8260:ALL	Y	
K1-05	DMW	Tnbs1-Tnbs0	Q	4	E8260:ALL	Y	
K1-05	DMW	Tnbs1-Tnbs0	Q	1	E8330:R+H	Y	
K1-05	DMW	Tnbs1-Tnbs0	Q	2	E8330:R+H	N	No access to well location
K1-05	DMW	Tnbs1-Tnbs0	Q	3	E8330:R+H	Y	
K1-05	DMW	Tnbs1-Tnbs0	Q	4	E8330:R+H	Y	
K1-05	DMW	Tnbs1-Tnbs0	Q	4	E900:ALL	Y	
K1-05	DMW	Tnbs1-Tnbs0	Q	1	E906:ALL	Y	
K1-05	DMW	Tnbs1-Tnbs0	Q	2	E906:ALL	N	No access to well location
K1-05	DMW	Tnbs1-Tnbs0	Q	3	E906:ALL	Y	
K1-05	DMW	Tnbs1-Tnbs0	Q	4	E906:ALL	Y	
K1-05	DMW	Tnbs1-Tnbs0	O	4	MSOS:UISO	Y	
K1-05	DMW	Tnbs1-Tnbs0	Q	4	RA226:ALL	Y	
K1-05	DMW	Tnbs1-Tnbs0	Q	4	WGMGMET1:ALL	Y	
K1-06	PTMW	Tnbs1-Tnbs0	A	2	AS:UISO	N	DRY
K1-06	PTMW	Tnbs1-Tnbs0	A	2	E300.0:NO3	N	DRY
K1-06	PTMW	Tnbs1-Tnbs0	Q	1	E300.0:PERC	N	DRY
K1-06	PTMW	Tnbs1-Tnbs0	Q	2	E300.0:PERC	N	DRY
K1-06	PTMW	Tnbs1-Tnbs0	Q	3	E300.0:PERC	N	DRY
K1-06	PTMW	Tnbs1-Tnbs0	Q	4	E300.0:PERC	N	DRY
K1-06	PTMW	Tnbs1-Tnbs0	Q	1	E906:ALL	N	DRY
K1-06	PTMW	Tnbs1-Tnbs0	Q	2	E906:ALL	N	DRY
K1-06	PTMW	Tnbs1-Tnbs0	Q	3	E906:ALL	N	DRY
K1-06	PTMW	Tnbs1-Tnbs0	Q	4	E906:ALL	N	DRY
K1-07	DMW	Tnbs1-Tnbs0	Q	1	AS:UISO	Y	
K1-07	DMW	Tnbs1-Tnbs0	Q	2	AS:UISO	N	No access to well location
K1-07	DMW	Tnbs1-Tnbs0	Q	3	AS:UISO	N	Inoperable equipment
K1-07	DMW	Tnbs1-Tnbs0	Q	4	AS:UISO	N	Inoperable equipment
K1-07	DMW	Tnbs1-Tnbs0	Q	1	E300.0:NO3	Y	
K1-07	DMW	Tnbs1-Tnbs0	Q	2	E300.0:NO3	N	No access to well location
K1-07	DMW	Tnbs1-Tnbs0	Q	3	E300.0:NO3	N	Inoperable equipment
K1-07	DMW	Tnbs1-Tnbs0	Q	4	E300.0:NO3	N	Inoperable equipment
K1-07	DMW	Tnbs1-Tnbs0	Q	1	E300.0:PERC	Y	
K1-07	DMW	Tnbs1-Tnbs0	Q	2	E300.0:PERC	N	No access to well location
K1-07	DMW	Tnbs1-Tnbs0	Q	3	E300.0:PERC	N	Inoperable equipment
K1-07	DMW	Tnbs1-Tnbs0	Q	4	E300.0:PERC	N	Inoperable equipment
K1-07	DMW	Tnbs1-Tnbs0	Q	1	E8260:ALL	Y	
K1-07	DMW	Tnbs1-Tnbs0	Q	2	E8260:ALL	N	No access to well location
K1-07	DMW	Tnbs1-Tnbs0	Q	3	E8260:ALL	N	Inoperable equipment
K1-07	DMW	Tnbs1-Tnbs0	Q	4	E8260:ALL	N	Inoperable equipment
K1-07	DMW	Tnbs1-Tnbs0	Q	1	E8330:R+H	Y	
K1-07	DMW	Tnbs1-Tnbs0	Q	2	E8330:R+H	N	No access to well location
K1-07	DMW	Tnbs1-Tnbs0	Q	3	E8330:R+H	N	Inoperable equipment
K1-07	DMW	Tnbs1-Tnbs0	Q	4	E8330:R+H	N	Inoperable equipment
K1-07	DMW	Tnbs1-Tnbs0	Q	1	E906:ALL	Y	
K1-07	DMW	Tnbs1-Tnbs0	Q	2	E906:ALL	N	No access to well location
K1-07	DMW	Tnbs1-Tnbs0	S	2	E906:ALL	N	No access to well location
K1-07	DMW	Tnbs1-Tnbs0	Q	3	E906:ALL	N	Inoperable equipment
K1-07	DMW	Tnbs1-Tnbs0	Q	4	E906:ALL	N	Inoperable equipment
K1-08	DMW	Tnbs1-Tnbs0	Q	4	AS:THISO	Y	
K1-08	DMW	Tnbs1-Tnbs0	Q	1	AS:UISO	Y	
K1-08	DMW	Tnbs1-Tnbs0	Q	2	AS:UISO	Y	
K1-08	DMW	Tnbs1-Tnbs0	Q	3	AS:UISO	Y	
K1-08	DMW	Tnbs1-Tnbs0	Q	4	AS:UISO	Y	
K1-08	DMW	Tnbs1-Tnbs0	Q	1	E300.0:NO3	Y	
K1-08	DMW	Tnbs1-Tnbs0	Q	2	E300.0:NO3	Y	
K1-08	DMW	Tnbs1-Tnbs0	Q	3	E300.0:NO3	Y	
K1-08	DMW	Tnbs1-Tnbs0	Q	4	E300.0:NO3	Y	
K1-08	DMW	Tnbs1-Tnbs0	Q	1	E300.0:PERC	Y	
K1-08	DMW	Tnbs1-Tnbs0	Q	2	E300.0:PERC	Y	
K1-08	DMW	Tnbs1-Tnbs0	Q	3	E300.0:PERC	Y	
K1-08	DMW	Tnbs1-Tnbs0	Q	4	E300.0:PERC	Y	
K1-08	DMW	Tnbs1-Tnbs0	Q	1	E8260:ALL	Y	
K1-08	DMW	Tnbs1-Tnbs0	Q	2	E8260:ALL	Y	
K1-08	DMW	Tnbs1-Tnbs0	Q	3	E8260:ALL	Y	
K1-08	DMW	Tnbs1-Tnbs0	Q	4	E8260:ALL	Y	
K1-08	DMW	Tnbs1-Tnbs0	Q	1	E8330:R+H	Y	
K1-08	DMW	Tnbs1-Tnbs0	Q	2	E8330:R+H	Y	
K1-08	DMW	Tnbs1-Tnbs0	Q	3	E8330:R+H	Y	
K1-08	DMW	Tnbs1-Tnbs0	Q	4	E8330:R+H	Y	
K1-08	DMW	Tnbs1-Tnbs0	Q	4	E900:ALL	Y	
K1-08	DMW	Tnbs1-Tnbs0	Q	1	E906:ALL	Y	
K1-08	DMW	Tnbs1-Tnbs0	Q	2	E906:ALL	Y	
K1-08	DMW	Tnbs1-Tnbs0	Q	3	E906:ALL	Y	
K1-08	DMW	Tnbs1-Tnbs0	Q	4	E906:ALL	Y	
K1-08	DMW	Tnbs1-Tnbs0	O	4	MSOS:UISO	Y	
K1-08	DMW	Tnbs1-Tnbs0	Q	4	RA226:ALL	Y	
K1-08	DMW	Tnbs1-Tnbs0	Q	4	WGMGMET1:ALL	Y	
K1-09	DMW	Tnbs1-Tnbs0	Q	4	AS:THISO	Y	
K1-09	DMW	Tnbs1-Tnbs0	Q	1	AS:UISO	Y	
K1-09	DMW	Tnbs1-Tnbs0	Q	2	AS:UISO	Y	
K1-09	DMW	Tnbs1-Tnbs0	Q	3	AS:UISO	Y	
K1-09	DMW	Tnbs1-Tnbs0	Q	4	AS:UISO	Y	

Appendix C. Ground and surface water sampling and analysis plan.

Sample Location	Location Type	Hydro Unit	Sampling Frequency	Sampling Quarter	Requested Analysis	Sampled Y/N	Comment
K1-09	DMW	Tnbs1-Tnbs0	Q	1	E300.0:NO3	Y	
K1-09	DMW	Tnbs1-Tnbs0	Q	2	E300.0:NO3	Y	
K1-09	DMW	Tnbs1-Tnbs0	Q	3	E300.0:NO3	Y	
K1-09	DMW	Tnbs1-Tnbs0	Q	4	E300.0:NO3	Y	
K1-09	DMW	Tnbs1-Tnbs0	Q	1	E300.0:PERC	Y	
K1-09	DMW	Tnbs1-Tnbs0	Q	2	E300.0:PERC	Y	
K1-09	DMW	Tnbs1-Tnbs0	Q	3	E300.0:PERC	Y	
K1-09	DMW	Tnbs1-Tnbs0	Q	4	E300.0:PERC	Y	
K1-09	DMW	Tnbs1-Tnbs0	Q	1	E8260:ALL	Y	
K1-09	DMW	Tnbs1-Tnbs0	Q	2	E8260:ALL	Y	
K1-09	DMW	Tnbs1-Tnbs0	Q	3	E8260:ALL	Y	
K1-09	DMW	Tnbs1-Tnbs0	Q	4	E8260:ALL	Y	
K1-09	DMW	Tnbs1-Tnbs0	Q	1	E8330:R+H	Y	
K1-09	DMW	Tnbs1-Tnbs0	Q	2	E8330:R+H	Y	
K1-09	DMW	Tnbs1-Tnbs0	Q	3	E8330:R+H	Y	
K1-09	DMW	Tnbs1-Tnbs0	Q	4	E8330:R+H	Y	
K1-09	DMW	Tnbs1-Tnbs0	Q	4	E900:ALL	Y	
K1-09	DMW	Tnbs1-Tnbs0	Q	1	E906:ALL	Y	
K1-09	DMW	Tnbs1-Tnbs0	Q	2	E906:ALL	Y	
K1-09	DMW	Tnbs1-Tnbs0	Q	3	E906:ALL	Y	
K1-09	DMW	Tnbs1-Tnbs0	Q	4	E906:ALL	Y	
K1-09	DMW	Tnbs1-Tnbs0	O	4	MSOS:UISO	Y	
K1-09	DMW	Tnbs1-Tnbs0	Q	4	RA226:ALL	Y	
K1-09	DMW	Tnbs1-Tnbs0	Q	4	WGMGMET1:ALL	Y	
K2-03	PTMW	Tnbs1-Tnbs0	A	2	AS:UISO	Y	
K2-03	PTMW	Tnbs1-Tnbs0	A	2	E300.0:NO3	Y	
K2-03	PTMW	Tnbs1-Tnbs0	S	2	E300.0:PERC	Y	
K2-03	PTMW	Tnbs1-Tnbs0	S	4	E300.0:PERC	Y	
K2-03	PTMW	Tnbs1-Tnbs0	S	2	E906:ALL	Y	
K2-03	PTMW	Tnbs1-Tnbs0	S	4	E906:ALL	Y	
K2-04S	PTMW	Qal/WBR	E	2	AS:UISO		To be sampled in 2022
K2-04S	PTMW	Qal/WBR	O	2	E300.0:NO3	Y	
K2-04S	PTMW	Qal/WBR	A	2	E300.0:PERC	Y	
K2-04S	PTMW	Qal/WBR	S	4	E300.0:PERC	Y	
K2-04S	PTMW	Qal/WBR	S	2	E906:ALL	Y	
K2-04S	PTMW	Qal/WBR	S	4	E906:ALL	Y	
NC2-05	PTMW	Tnbs1-Tnbs0	A	2	AS:UISO	N	DRY
NC2-05	PTMW	Tnbs1-Tnbs0	A	2	E300.0:NO3	N	DRY
NC2-05	PTMW	Tnbs1-Tnbs0	S	2	E300.0:PERC	N	DRY
NC2-05	PTMW	Tnbs1-Tnbs0	S	4	E300.0:PERC	N	DRY
NC2-05	PTMW	Tnbs1-Tnbs0	S	2	E906:ALL	N	DRY
NC2-05	PTMW	Tnbs1-Tnbs0	S	4	E906:ALL	N	DRY
NC2-05A	PTMW	Tnbs1-Tnbs0	A	2	AS:UISO	Y	
NC2-05A	PTMW	Tnbs1-Tnbs0	A	2	E300.0:NO3	Y	
NC2-05A	PTMW	Tnbs1-Tnbs0	S	2	E300.0:PERC	Y	
NC2-05A	PTMW	Tnbs1-Tnbs0	S	4	E300.0:PERC	Y	
NC2-05A	PTMW	Tnbs1-Tnbs0	S	2	E906:ALL	Y	
NC2-05A	PTMW	Tnbs1-Tnbs0	S	4	E906:ALL	Y	
NC2-06	PTMW	Tnbs1-Tnbs0	A	2	AS:UISO	Y	
NC2-06	PTMW	Tnbs1-Tnbs0	A	2	E300.0:NO3	Y	
NC2-06	PTMW	Tnbs1-Tnbs0	S	2	E300.0:PERC	Y	
NC2-06	PTMW	Tnbs1-Tnbs0	S	4	E300.0:PERC	Y	
NC2-06	PTMW	Tnbs1-Tnbs0	S	2	E906:ALL	Y	
NC2-06	PTMW	Tnbs1-Tnbs0	S	4	E906:ALL	Y	
NC2-06A	PTMW	Tnbs1-Tnbs0	A	2	E300.0:NO3	N	DRY
NC2-06A	PTMW	Tnbs1-Tnbs0	S	2	E300.0:PERC	N	DRY
NC2-06A	PTMW	Tnbs1-Tnbs0	S	4	E300.0:PERC	Y	
NC2-06A	PTMW	Tnbs1-Tnbs0	S	2	E906:ALL	N	DRY
NC2-06A	PTMW	Tnbs1-Tnbs0	S	4	E906:ALL	Y	
NC2-09	PTMW	Tnbs1-Tnbs0	A	2	AS:UISO	Y	
NC2-09	PTMW	Tnbs1-Tnbs0	A	2	E300.0:NO3	Y	
NC2-09	PTMW	Tnbs1-Tnbs0	A	2	E300.0:PERC	Y	
NC2-09	PTMW	Tnbs1-Tnbs0	S	2	E906:ALL	Y	
NC2-09	PTMW	Tnbs1-Tnbs0	S	4	E906:ALL	Y	
NC2-10	PTMW	Tnbs1-Tnbs0	A	2	AS:UISO	Y	
NC2-10	PTMW	Tnbs1-Tnbs0	A	2	E300.0:NO3	Y	
NC2-10	PTMW	Tnbs1-Tnbs0	A	2	E300.0:PERC	Y	
NC2-10	PTMW	Tnbs1-Tnbs0	S	2	E906:ALL	Y	
NC2-10	PTMW	Tnbs1-Tnbs0	S	4	E906:ALL	Y	
NC2-11D	PTMW	Tnbs1-Tnbs0	A	2	E300.0:NO3	Y	
NC2-11D	PTMW	Tnbs1-Tnbs0	S	2	E300.0:PERC	Y	
NC2-11D	PTMW	Tnbs1-Tnbs0	S	4	E300.0:PERC	Y	
NC2-11D	PTMW	Tnbs1-Tnbs0	S	4	E300.0:PERC	Y	
NC2-11D	PTMW	Tnbs1-Tnbs0	S	2	E906:ALL	Y	
NC2-11D	PTMW	Tnbs1-Tnbs0	S	4	E906:ALL	Y	
NC2-11D	PTMW	Tnbs1-Tnbs0	A	2	MSOS:UISO	Y	
NC2-11I	PTMW	Tnbs1-Tnbs0	A	2	AS:UISO	Y	
NC2-11I	PTMW	Tnbs1-Tnbs0	A	2	E300.0:NO3	Y	
NC2-11I	PTMW	Tnbs1-Tnbs0	S	2	E300.0:PERC	Y	
NC2-11I	PTMW	Tnbs1-Tnbs0	S	4	E300.0:PERC	Y	
NC2-11I	PTMW	Tnbs1-Tnbs0	S	2	E906:ALL	Y	
NC2-11I	PTMW	Tnbs1-Tnbs0	S	4	E906:ALL	Y	
NC2-11S	PTMW	Tnbs1-Tnbs0	A	2	AS:UISO	Y	
NC2-11S	PTMW	Tnbs1-Tnbs0	A	2	E300.0:NO3	Y	
NC2-11S	PTMW	Tnbs1-Tnbs0	S	2	E300.0:PERC	Y	
NC2-11S	PTMW	Tnbs1-Tnbs0	S	4	E300.0:PERC	N	Insufficient water
NC2-11S	PTMW	Tnbs1-Tnbs0	S	2	E906:ALL	Y	
NC2-11S	PTMW	Tnbs1-Tnbs0	S	4	E906:ALL	N	Insufficient water
NC2-12D	PTMW	Tnbs1-Tnbs0	A	2	AS:UISO	Y	
NC2-12D	PTMW	Tnbs1-Tnbs0	A	2	E300.0:NO3	Y	
NC2-12D	PTMW	Tnbs1-Tnbs0	A	2	E300.0:PERC	Y	
NC2-12D	PTMW	Tnbs1-Tnbs0	S	4	E300.0:PERC	Y	
NC2-12D	PTMW	Tnbs1-Tnbs0	S	2	E906:ALL	Y	

Appendix C. Ground and surface water sampling and analysis plan.

Sample Location	Location Type	Hydro Unit	Sampling Frequency	Sampling Quarter	Requested Analysis	Sampled Y/N	Comment
NC2-12D	PTMW	Tnbs1-Tnbs0	S	4	E906:ALL	Y	
NC2-12I	PTMW	Tnbs1-Tnbs0	A	2	AS:UISO	Y	
NC2-12I	PTMW	Tnbs1-Tnbs0	A	2	E300.0:NO3	Y	
NC2-12I	PTMW	Tnbs1-Tnbs0	S	2	E300.0:PERC	Y	
NC2-12I	PTMW	Tnbs1-Tnbs0	S	4	E300.0:PERC	Y	
NC2-12I	PTMW	Tnbs1-Tnbs0	S	2	E906:ALL	Y	
NC2-12I	PTMW	Tnbs1-Tnbs0	S	4	E906:ALL	Y	
NC2-12S	PTMW	Tnbs1-Tnbs0	A	2	AS:UISO	Y	
NC2-12S	PTMW	Tnbs1-Tnbs0	A	2	E300.0:NO3	Y	
NC2-12S	PTMW	Tnbs1-Tnbs0	S	2	E300.0:PERC	Y	
NC2-12S	PTMW	Tnbs1-Tnbs0	S	4	E300.0:PERC	Y	
NC2-12S	PTMW	Tnbs1-Tnbs0	S	2	E906:ALL	Y	
NC2-12S	PTMW	Tnbs1-Tnbs0	S	4	E906:ALL	Y	
NC2-13	PTMW	Tnbs1-Tnbs0	A	2	AS:UISO	Y	
NC2-13	PTMW	Tnbs1-Tnbs0	A	2	E300.0:NO3	Y	
NC2-13	PTMW	Tnbs1-Tnbs0	S	2	E300.0:PERC	Y	
NC2-13	PTMW	Tnbs1-Tnbs0	S	4	E300.0:PERC	Y	
NC2-13	PTMW	Tnbs1-Tnbs0	S	2	E906:ALL	Y	
NC2-13	PTMW	Tnbs1-Tnbs0	S	4	E906:ALL	Y	
NC2-14S	PTMW	Qal/WBR	O	2	AS:UISO	Y	
NC2-14S	PTMW	Qal/WBR	O	2	E300.0:NO3	Y	
NC2-14S	PTMW	Qal/WBR	S	1	E300.0:PERC	Y	
NC2-14S	PTMW	Qal/WBR	S	3	E300.0:PERC	N	Limited personnel availability due to COVID-19 pandemic
NC2-14S	PTMW	Qal/WBR	S	2	E906:ALL	Y	
NC2-14S	PTMW	Qal/WBR	S	4	E906:ALL	Y	
NC2-15	PTMW	Tnbs1-Tnbs0	A	2	AS:UISO	Y	
NC2-15	PTMW	Tnbs1-Tnbs0	A	2	E300.0:NO3	Y	
NC2-15	PTMW	Tnbs1-Tnbs0	S	2	E300.0:PERC	Y	
NC2-15	PTMW	Tnbs1-Tnbs0	S	4	E300.0:PERC	Y	
NC2-15	PTMW	Tnbs1-Tnbs0	S	2	E906:ALL	Y	
NC2-15	PTMW	Tnbs1-Tnbs0	S	4	E906:ALL	Y	
NC2-16	PTMW	Tnbs1-Tnbs0	E	2	AS:UISO		To be sampled in 2022
NC2-16	PTMW	Tnbs1-Tnbs0	O	2	E300.0:NO3	Y	
NC2-16	PTMW	Tnbs1-Tnbs0	S	1	E300.0:PERC	Y	
NC2-16	PTMW	Tnbs1-Tnbs0	S	3	E300.0:PERC	N	Limited personnel availability due to COVID-19 pandemic
NC2-16	PTMW	Tnbs1-Tnbs0	S	2	E906:ALL	Y	
NC2-16	PTMW	Tnbs1-Tnbs0	S	4	E906:ALL	Y	
NC2-17	PTMW	Tnbs1-Tnbs0	A	2	AS:UISO	Y	
NC2-17	PTMW	Tnbs1-Tnbs0	A	2	E300.0:NO3	Y	
NC2-17	PTMW	Tnbs1-Tnbs0	S	2	E300.0:PERC	Y	
NC2-17	PTMW	Tnbs1-Tnbs0	S	4	E300.0:PERC	Y	
NC2-17	PTMW	Tnbs1-Tnbs0	S	2	E906:ALL	Y	
NC2-17	PTMW	Tnbs1-Tnbs0	S	4	E906:ALL	Y	
NC2-18	PTMW	Tnbs1-Tnbs0	S	2	AS:UISO	Y	
NC2-18	PTMW	Tnbs1-Tnbs0	S	4	AS:UISO	Y	
NC2-18	PTMW	Tnbs1-Tnbs0	O	2	E300.0:NO3	Y	
NC2-18	PTMW	Tnbs1-Tnbs0	S	2	E300.0:PERC	Y	
NC2-18	PTMW	Tnbs1-Tnbs0	S	4	E300.0:PERC	Y	
NC2-18	PTMW	Tnbs1-Tnbs0	S	2	E906:ALL	Y	
NC2-18	PTMW	Tnbs1-Tnbs0	S	4	E906:ALL	Y	
NC2-19	PTMW	Tnbs1-Tnbs0	E	2	AS:UISO		To be sampled in 2022
NC2-19	PTMW	Tnbs1-Tnbs0	O	2	E300.0:NO3	Y	
NC2-19	PTMW	Tnbs1-Tnbs0	S	2	E300.0:PERC	Y	
NC2-19	PTMW	Tnbs1-Tnbs0	S	4	E300.0:PERC	Y	
NC2-19	PTMW	Tnbs1-Tnbs0	S	2	E906:ALL	Y	
NC2-19	PTMW	Tnbs1-Tnbs0	S	4	E906:ALL	Y	
NC2-20	PTMW	Tnbs1-Tnbs0	O	2	AS:UISO	N	Inoperable equipment
NC2-20	PTMW	Tnbs1-Tnbs0	E	2	E300.0:NO3		To be sampled in 2022
NC2-20	PTMW	Tnbs1-Tnbs0	A	2	E300.0:PERC	N	Inoperable equipment
NC2-20	PTMW	Tnbs1-Tnbs0	A	2	E906:ALL	N	Inoperable equipment
NC2-21	PTMW	Tnbs1-Tnbs0	E	2	AS:UISO		To be sampled in 2022
NC2-21	PTMW	Tnbs1-Tnbs0	O	2	E300.0:NO3	Y	
NC2-21	PTMW	Tnbs1-Tnbs0	A	2	E300.0:PERC	Y	
NC2-21	PTMW	Tnbs1-Tnbs0	A	2	E906:ALL	Y	
NC7-10	PTMW	Qal/WBR	A	2	E300.0:NO3	N	Analytical laboratory issue
NC7-10	PTMW	Qal/WBR	S	1	E300.0:PERC	Y	
NC7-10	PTMW	Qal/WBR	S	4	E8330LOW:ALL	Y	
NC7-10	PTMW	Qal/WBR	S	2	E906:ALL	Y	
NC7-10	PTMW	Qal/WBR	S	4	E906:ALL	Y	
NC7-11	PTMW	Qal/WBR	A	2	AS:UISO	Y	
NC7-11	PTMW	Qal/WBR	A	2	E300.0:NO3	Y	
NC7-11	PTMW	Qal/WBR	S	2	E300.0:PERC	Y	
NC7-11	PTMW	Qal/WBR	S	4	E300.0:PERC	Y	
NC7-11	PTMW	Qal/WBR	S	2	E8330LOW:ALL	Y	
NC7-11	PTMW	Qal/WBR	S	2	E906:ALL	Y	
NC7-11	PTMW	Qal/WBR	S	4	E906:ALL	Y	
NC7-14	PTMW	Qal/WBR	A	2	AS:UISO	N	DRY
NC7-14	PTMW	Qal/WBR	A	2	E300.0:NO3	N	DRY
NC7-14	PTMW	Qal/WBR	S	2	E300.0:PERC	N	DRY
NC7-14	PTMW	Qal/WBR	S	4	E300.0:PERC	N	DRY
NC7-14	PTMW	Qal/WBR	S	2	E906:ALL	N	DRY
NC7-14	PTMW	Qal/WBR	S	4	E906:ALL	N	DRY
NC7-15	PTMW	Qal/WBR	O	2	AS:UISO	Y	
NC7-15	PTMW	Qal/WBR	E	2	E300.0:NO3		To be sampled in 2022
NC7-15	PTMW	Qal/WBR	A	2	E300.0:PERC	Y	
NC7-15	PTMW	Qal/WBR	S	2	E8330LOW:ALL	Y	
NC7-15	PTMW	Qal/WBR	S	4	E8330LOW:ALL	Y	
NC7-15	PTMW	Qal/WBR	S	2	E906:ALL	Y	
NC7-15	PTMW	Qal/WBR	S	4	E906:ALL	Y	
NC7-19	PTMW	Qal/WBR	E	2	AS:UISO		To be sampled in 2022
NC7-19	PTMW	Qal/WBR	A	2	E300.0:NO3	Y	
NC7-19	PTMW	Qal/WBR	S	2	E300.0:PERC	Y	
NC7-19	PTMW	Qal/WBR	S	4	E300.0:PERC	Y	

Appendix C. Ground and surface water sampling and analysis plan.

Sample Location	Location Type	Hydro Unit	Sampling Frequency	Sampling Quarter	Requested Analysis	Sampled Y/N	Comment
NC7-19	PTMW	Qal/WBR	S	2	E8330LOW:ALL	Y	
NC7-19	PTMW	Qal/WBR	S	4	E8330LOW:ALL	Y	
NC7-19	PTMW	Qal/WBR	S	2	E906:ALL	Y	
NC7-19	PTMW	Qal/WBR	S	4	E906:ALL	Y	
NC7-27	PTMW	Tnbs1-Tnbs0	A	2	AS:UISO	Y	
NC7-27	PTMW	Tnbs1-Tnbs0	A	2	E300.0:NO3	N	Analytical laboratory issue
NC7-27	PTMW	Tnbs1-Tnbs0	S	2	E300.0:PERC	N	Analytical laboratory issue
NC7-27	PTMW	Tnbs1-Tnbs0	S	4	E300.0:PERC	Y	
NC7-27	PTMW	Tnbs1-Tnbs0	S	4	E8330LOW:ALL	Y	
NC7-27	PTMW	Tnbs1-Tnbs0	S	2	E906:ALL	Y	
NC7-27	PTMW	Tnbs1-Tnbs0	S	4	E906:ALL	Y	
NC7-28	PTMW	Tnbs1-Tnbs0	A	2	E300.0:NO3	Y	
NC7-28	PTMW	Tnbs1-Tnbs0	A	4	E300.0:NO3	Y	
NC7-28	PTMW	Tnbs1-Tnbs0	S	2	E300.0:PERC	Y	
NC7-28	PTMW	Tnbs1-Tnbs0	S	4	E300.0:PERC	Y	
NC7-28	PTMW	Tnbs1-Tnbs0	S	2	E8330LOW:ALL	Y	
NC7-28	PTMW	Tnbs1-Tnbs0	S	4	E8330LOW:ALL	Y	
NC7-28	PTMW	Tnbs1-Tnbs0	S	2	E906:ALL	Y	
NC7-28	PTMW	Tnbs1-Tnbs0	S	4	E906:ALL	Y	
NC7-28	PTMW	Tnbs1-Tnbs0	A	2	MSOS:UISO	Y	
NC7-28	PTMW	Tnbs1-Tnbs0	A	4	MSOS:UISO	Y	
NC7-29	PTMW	Tnbs1-Tnbs0	A	2	AS:UISO	Y	
NC7-29	PTMW	Tnbs1-Tnbs0	A	2	E300.0:NO3	Y	
NC7-29	PTMW	Tnbs1-Tnbs0	S	2	E300.0:PERC	Y	
NC7-29	PTMW	Tnbs1-Tnbs0	S	4	E300.0:PERC	Y	
NC7-29	PTMW	Tnbs1-Tnbs0	S	2	E906:ALL	Y	
NC7-29	PTMW	Tnbs1-Tnbs0	S	4	E906:ALL	Y	
NC7-29	PTMW	Tnbs1-Tnbs0	A	4	MSOS:UISO	Y	
NC7-43	PTMW	Tnbs1-Tnbs0	A	2	AS:UISO	Y	
NC7-43	PTMW	Tnbs1-Tnbs0	A	2	E300.0:NO3	Y	
NC7-43	PTMW	Tnbs1-Tnbs0	S	2	E300.0:PERC	Y	
NC7-43	PTMW	Tnbs1-Tnbs0	S	4	E300.0:PERC	Y	
NC7-43	PTMW	Tnbs1-Tnbs0	S	2	E8330LOW:ALL	Y	
NC7-43	PTMW	Tnbs1-Tnbs0	S	4	E8330LOW:ALL	Y	
NC7-43	PTMW	Tnbs1-Tnbs0	S	2	E906:ALL	Y	
NC7-43	PTMW	Tnbs1-Tnbs0	S	4	E906:ALL	Y	
NC7-44	PTMW	Tnbs1-Tnbs0	A	2	AS:UISO	Y	
NC7-44	PTMW	Tnbs1-Tnbs0	A	2	E300.0:NO3	Y	
NC7-44	PTMW	Tnbs1-Tnbs0	S	2	E300.0:PERC	Y	
NC7-44	PTMW	Tnbs1-Tnbs0	S	4	E300.0:PERC	Y	
NC7-44	PTMW	Tnbs1-Tnbs0	S	2	E8330LOW:ALL	Y	
NC7-44	PTMW	Tnbs1-Tnbs0	S	4	E8330LOW:ALL	Y	
NC7-44	PTMW	Tnbs1-Tnbs0	S	2	E906:ALL	Y	
NC7-44	PTMW	Tnbs1-Tnbs0	S	4	E906:ALL	Y	
NC7-46	PTMW	Qal/WBR	O	2	AS:UISO	Y	
NC7-46	PTMW	Qal/WBR	O	2	E300.0:NO3	Y	
NC7-46	PTMW	Qal/WBR	A	2	E300.0:PERC	Y	
NC7-46	PTMW	Qal/WBR	A	2	E906:ALL	Y	
NC7-54	PTMW	Qal/WBR	A	2	E300.0:NO3	N	DRY
NC7-54	PTMW	Qal/WBR	S	2	E300.0:PERC	N	DRY
NC7-54	PTMW	Qal/WBR	S	4	E300.0:PERC	N	DRY
NC7-54	PTMW	Qal/WBR	S	2	E906:ALL	N	DRY
NC7-54	PTMW	Qal/WBR	S	4	E906:ALL	N	DRY
NC7-55	PTMW	Qal/WBR	A	2	AS:UISO	N	DRY
NC7-55	PTMW	Qal/WBR	O	2	E300.0:NO3	N	DRY
NC7-55	PTMW	Qal/WBR	S	2	E300.0:PERC	N	DRY
NC7-55	PTMW	Qal/WBR	S	4	E300.0:PERC	N	DRY
NC7-55	PTMW	Qal/WBR	S	2	E906:ALL	N	DRY
NC7-55	PTMW	Qal/WBR	S	4	E906:ALL	N	DRY
NC7-56	PTMW	Qal/WBR	O	2	AS:UISO	Y	
NC7-56	PTMW	Qal/WBR	E	2	E300.0:NO3		To be sampled in 2022
NC7-56	PTMW	Qal/WBR	S	2	E300.0:PERC	Y	
NC7-56	PTMW	Qal/WBR	S	4	E300.0:PERC	N	Insufficient water
NC7-56	PTMW	Qal/WBR	S	2	E8330LOW:ALL	Y	
NC7-56	PTMW	Qal/WBR	S	2	E906:ALL	Y	
NC7-56	PTMW	Qal/WBR	S	4	E906:ALL	Y	
NC7-57	PTMW	Qal/WBR	O	2	AS:UISO	N	DRY
NC7-57	PTMW	Qal/WBR	E	2	E300.0:NO3		To be sampled in 2022
NC7-57	PTMW	Qal/WBR	S	2	E300.0:PERC	N	DRY
NC7-57	PTMW	Qal/WBR	S	4	E300.0:PERC	N	DRY
NC7-57	PTMW	Qal/WBR	S	2	E906:ALL	N	DRY
NC7-57	PTMW	Qal/WBR	S	4	E906:ALL	N	DRY
NC7-58	PTMW	Qal/WBR	E	2	AS:UISO		To be sampled in 2022
NC7-58	PTMW	Qal/WBR	O	2	E300.0:NO3	N	DRY
NC7-58	PTMW	Qal/WBR	S	2	E300.0:PERC	N	DRY
NC7-58	PTMW	Qal/WBR	S	4	E300.0:PERC	N	DRY
NC7-58	PTMW	Qal/WBR	S	2	E906:ALL	N	DRY
NC7-58	PTMW	Qal/WBR	S	4	E906:ALL	N	DRY
NC7-60	PTMW	Tnsc0	E	2	AS:UISO		To be sampled in 2022
NC7-60	PTMW	Tnsc0	A	2	E300.0:NO3	Y	
NC7-60	PTMW	Tnsc0	S	1	E300.0:PERC	Y	
NC7-60	PTMW	Tnsc0	S	3	E300.0:PERC	N	Limited personnel availability due to COVID-19 pandemic
NC7-60	PTMW	Tnsc0	S	2	E8330LOW:ALL	Y	
NC7-60	PTMW	Tnsc0	S	4	E8330LOW:ALL	Y	
NC7-60	PTMW	Tnsc0	S	2	E906:ALL	Y	
NC7-60	PTMW	Tnsc0	S	4	E906:ALL	Y	
NC7-61	PTMW	Tnbs1-Tnbs0	A	2	E300.0:NO3	Y	
NC7-61	PTMW	Tnbs1-Tnbs0	Q	1	E300.0:PERC	Y	
NC7-61	PTMW	Tnbs1-Tnbs0	Q	2	E300.0:PERC	Y	
NC7-61	PTMW	Tnbs1-Tnbs0	Q	3	E300.0:PERC	Y	
NC7-61	PTMW	Tnbs1-Tnbs0	Q	4	E300.0:PERC	Y	
NC7-61	PTMW	Tnbs1-Tnbs0	O	2	E8082A:ALL	Y	
NC7-61	PTMW	Tnbs1-Tnbs0	S	2	E8330LOW:ALL	Y	

Appendix C. Ground and surface water sampling and analysis plan.

Sample Location	Location Type	Hydro Unit	Sampling Frequency	Sampling Quarter	Requested Analysis	Sampled Y/N	Comment
NC7-61	PTMW	Tnbs1-Tnbs0	S	4	E8330LOW:ALL	Y	
NC7-61	PTMW	Tnbs1-Tnbs0	S	2	E906:ALL	Y	
NC7-61	PTMW	Tnbs1-Tnbs0	S	4	E906:ALL	Y	
NC7-61	PTMW	Tnbs1-Tnbs0	S	4	E906:ALL	Y	
NC7-61	PTMW	Tnbs1-Tnbs0	A	2	MSOS:UISO	Y	
NC7-62	PTMW	Qal/WBR	E	2	AS:UISO		To be sampled in 2022
NC7-62	PTMW	Qal/WBR	O	2	E300.0:NO3	Y	
NC7-62	PTMW	Qal/WBR	S	2	E300.0:PERC	Y	
NC7-62	PTMW	Qal/WBR	S	4	E300.0:PERC	Y	
NC7-62	PTMW	Qal/WBR	S	2	E906:ALL	Y	
NC7-62	PTMW	Qal/WBR	S	4	E906:ALL	Y	
NC7-69	PTMW	Tmss	A	2	AS:UISO	N	Inoperable equipment
NC7-69	PTMW	Tmss	A	2	E300.0:NO3	N	Inoperable equipment
NC7-69	PTMW	Tmss	S	2	E300.0:PERC	N	Inoperable equipment
NC7-69	PTMW	Tmss	S	4	E300.0:PERC	Y	
NC7-69	PTMW	Tmss	S	4	E8330LOW:ALL	Y	
NC7-69	PTMW	Tmss	S	2	E906:ALL	N	Inoperable equipment
NC7-69	PTMW	Tmss	S	4	E906:ALL	Y	
NC7-70	PTMW	Tnbs1-Tnbs0	A	2	E300.0:NO3	Y	
NC7-70	PTMW	Tnbs1-Tnbs0	S	2	E300.0:PERC	Y	
NC7-70	PTMW	Tnbs1-Tnbs0	S	4	E300.0:PERC	Y	
NC7-70	PTMW	Tnbs1-Tnbs0	O	2	E8082A:ALL	Y	
NC7-70	PTMW	Tnbs1-Tnbs0	S	2	E8330LOW:ALL	Y	
NC7-70	PTMW	Tnbs1-Tnbs0	S	4	E8330LOW:ALL	Y	
NC7-70	PTMW	Tnbs1-Tnbs0	S	2	E906:ALL	Y	
NC7-70	PTMW	Tnbs1-Tnbs0	S	4	E906:ALL	Y	
NC7-70	PTMW	Tnbs1-Tnbs0	A	2	MSOS:UISO	Y	
NC7-70	PTMW	Tnbs1-Tnbs0	A	4	MSOS:UISO	Y	
NC7-71	PTMW	Qal/WBR	A	2	E300.0:NO3	Y	
NC7-71	PTMW	Qal/WBR	S	2	E300.0:PERC	Y	
NC7-71	PTMW	Qal/WBR	S	4	E300.0:PERC	Y	
NC7-71	PTMW	Qal/WBR	S	2	E8330LOW:ALL	Y	
NC7-71	PTMW	Qal/WBR	S	4	E8330LOW:ALL	Y	
NC7-71	PTMW	Qal/WBR	S	2	E906:ALL	Y	
NC7-71	PTMW	Qal/WBR	S	4	E906:ALL	Y	
NC7-71	PTMW	Qal/WBR	A	2	MSOS:UISO	Y	
NC7-71	PTMW	Qal/WBR	A	4	MSOS:UISO	Y	
NC7-72	PTMW	Qal/WBR	E	2	AS:UISO		To be sampled in 2022
NC7-72	PTMW	Qal/WBR	O	2	E300.0:NO3	Y	
NC7-72	PTMW	Qal/WBR	S	2	E300.0:PERC	Y	
NC7-72	PTMW	Qal/WBR	S	4	E300.0:PERC	Y	
NC7-72	PTMW	Qal/WBR	S	2	E8330LOW:ALL	Y	
NC7-72	PTMW	Qal/WBR	S	4	E8330LOW:ALL	Y	
NC7-72	PTMW	Qal/WBR	S	2	E906:ALL	Y	
NC7-72	PTMW	Qal/WBR	S	4	E906:ALL	Y	
NC7-73	PTMW	Qal/WBR	A	2	AS:UISO	Y	
NC7-73	PTMW	Qal/WBR	E	2	E300.0:NO3		To be sampled in 2022
NC7-73	PTMW	Qal/WBR	S	2	E300.0:PERC	Y	
NC7-73	PTMW	Qal/WBR	S	4	E300.0:PERC	Y	
NC7-73	PTMW	Qal/WBR	S	2	E8330LOW:ALL	Y	
NC7-73	PTMW	Qal/WBR	S	4	E8330LOW:ALL	Y	
NC7-73	PTMW	Qal/WBR	S	2	E906:ALL	Y	
NC7-73	PTMW	Qal/WBR	S	4	E906:ALL	Y	
SPRING24	SPR	Tnbs1-Tnbs0	E	2	AS:UISO		To be sampled in 2022
SPRING24	SPR	Tnbs1-Tnbs0	O	2	E300.0:NO3	N	DRY
SPRING24	SPR	Tnbs1-Tnbs0	S	2	E300.0:PERC	N	DRY
SPRING24	SPR	Tnbs1-Tnbs0	S	4	E300.0:PERC	N	DRY
SPRING24	SPR	Tnbs1-Tnbs0	S	2	E906:ALL	N	DRY
SPRING24	SPR	Tnbs1-Tnbs0	S	4	E906:ALL	N	DRY
W-850-05	PTMW	Qal/WBR	A	2	AS:UISO	Y	
W-850-05	PTMW	Qal/WBR	A	2	E300.0:NO3	Y	
W-850-05	PTMW	Qal/WBR	S	2	E300.0:PERC	Y	
W-850-05	PTMW	Qal/WBR	S	4	E300.0:PERC	Y	
W-850-05	PTMW	Qal/WBR	S	2	E8330LOW:ALL	Y	
W-850-05	PTMW	Qal/WBR	S	4	E8330LOW:ALL	Y	
W-850-05	PTMW	Qal/WBR	S	2	E906:ALL	Y	
W-850-05	PTMW	Qal/WBR	S	4	E906:ALL	Y	
W-850-05	PTMW	Qal/WBR	A	4	MSOS:UISO	Y	
W-850-2145	PTMW	Tnbs1-Tnbs0	E	2	AS:UISO		To be sampled in 2022
W-850-2145	PTMW	Tnbs1-Tnbs0	O	2	E300.0:NO3	Y	
W-850-2145	PTMW	Tnbs1-Tnbs0	S	2	E300.0:PERC	Y	
W-850-2145	PTMW	Tnbs1-Tnbs0	S	4	E300.0:PERC	Y	
W-850-2145	PTMW	Tnbs1-Tnbs0	S	2	E906:ALL	Y	
W-850-2145	PTMW	Tnbs1-Tnbs0	S	4	E906:ALL	Y	
W-850-2312	PTMW	Tnbs1-Tnbs0	E	2	AS:UISO		To be sampled in 2022
W-850-2312	PTMW	Tnbs1-Tnbs0	E	2	E300.0:NO3		To be sampled in 2022
W-850-2312	PTMW	Tnbs1-Tnbs0	S	2	E300.0:PERC	Y	
W-850-2312	PTMW	Tnbs1-Tnbs0	S	4	E300.0:PERC	Y	
W-850-2312	PTMW	Tnbs1-Tnbs0	S	2	E906:ALL	Y	
W-850-2312	PTMW	Tnbs1-Tnbs0	S	4	E906:ALL	Y	
W-850-2313	PTMW	Qal/WBR	A	2	AS:UISO	Y	
W-850-2313	PTMW	Qal/WBR	E	2	E300.0:NO3		To be sampled in 2022
W-850-2313	PTMW	Qal/WBR	S	2	E300.0:PERC	Y	
W-850-2313	PTMW	Qal/WBR	S	4	E300.0:PERC	Y	
W-850-2313	PTMW	Qal/WBR	S	2	E8330LOW:ALL	Y	
W-850-2313	PTMW	Qal/WBR	S	4	E8330LOW:ALL	Y	
W-850-2313	PTMW	Qal/WBR	S	2	E906:ALL	Y	
W-850-2313	PTMW	Qal/WBR	S	4	E906:ALL	Y	
W-850-2313	PTMW	Qal/WBR	A	2	MSOS:UISO	Y	
W-850-2314	PTMW	Tnbs1-Tnbs0	O	2	AS:UISO	Y	
W-850-2314	PTMW	Tnbs1-Tnbs0	A	2	E300.0:NO3	Y	
W-850-2314	PTMW	Tnbs1-Tnbs0	S	2	E300.0:PERC	Y	
W-850-2314	PTMW	Tnbs1-Tnbs0	S	4	E300.0:PERC	Y	

Appendix C. Ground and surface water sampling and analysis plan.

Sample Location	Location Type	Hydro Unit	Sampling Frequency	Sampling Quarter	Requested Analysis	Sampled Y/N	Comment
W-850-2314	PTMW	Tnbs1-Tnbs0	S	2	E8330LOW:ALL	Y	
W-850-2314	PTMW	Tnbs1-Tnbs0	S	4	E8330LOW:ALL	Y	
W-850-2314	PTMW	Tnbs1-Tnbs0	S	2	E906:ALL	Y	
W-850-2314	PTMW	Tnbs1-Tnbs0	S	4	E906:ALL	Y	
W-850-2315	PTMW	Tnbs1-Tnbs0	A	2	AS:UISO	Y	
W-850-2315	PTMW	Tnbs1-Tnbs0	A	2	E300.0:NO3	Y	
W-850-2315	PTMW	Tnbs1-Tnbs0	S	2	E300.0:PERC	Y	
W-850-2315	PTMW	Tnbs1-Tnbs0	S	4	E300.0:PERC	Y	
W-850-2315	PTMW	Tnbs1-Tnbs0	S	2	E906:ALL	Y	
W-850-2315	PTMW	Tnbs1-Tnbs0	S	4	E906:ALL	Y	
W-850-2315	PTMW	Tnbs1-Tnbs0	A	4	MSOS:UISO	Y	
W-850-2316	PTMW	Tnbs1-Tnbs0	O	2	AS:UISO	Y	
W-850-2316	PTMW	Tnbs1-Tnbs0	E	2	E300.0:NO3		To be sampled in 2022
W-850-2316	PTMW	Tnbs1-Tnbs0	S	2	E300.0:PERC	Y	
W-850-2316	PTMW	Tnbs1-Tnbs0	S	4	E300.0:PERC	Y	
W-850-2316	PTMW	Tnbs1-Tnbs0	S	2	E906:ALL	Y	
W-850-2316	PTMW	Tnbs1-Tnbs0	S	4	E906:ALL	Y	
W-850-2416	PTMW	Tnsc0	A	2	E300.0:NO3	Y	
W-850-2416	PTMW	Tnsc0	S	2	E300.0:PERC	Y	
W-850-2416	PTMW	Tnsc0	S	4	E300.0:PERC	Y	
W-850-2416	PTMW	Tnsc0	S	2	E8330LOW:ALL	Y	
W-850-2416	PTMW	Tnsc0	S	4	E8330LOW:ALL	Y	
W-850-2416	PTMW	Tnsc0	S	2	E906:ALL	Y	
W-850-2416	PTMW	Tnsc0	S	4	E906:ALL	Y	
W-850-2416	PTMW	Tnsc0	A	2	MSOS:UISO	Y	
W-850-2416	PTMW	Tnsc0	A	4	MSOS:UISO	Y	
W-850-2417	PTMW	Tnbs1-Tnbs0	A	2	E300.0:NO3	Y	
W-850-2417	PTMW	Tnbs1-Tnbs0	S	2	E300.0:PERC	Y	
W-850-2417	PTMW	Tnbs1-Tnbs0	S	4	E300.0:PERC	Y	
W-850-2417	PTMW	Tnbs1-Tnbs0	S	2	E8330LOW:ALL	Y	
W-850-2417	PTMW	Tnbs1-Tnbs0	S	4	E8330LOW:ALL	Y	
W-850-2417	PTMW	Tnbs1-Tnbs0	S	2	E906:ALL	Y	
W-850-2417	PTMW	Tnbs1-Tnbs0	S	4	E906:ALL	Y	
W-850-2417	PTMW	Tnbs1-Tnbs0	A	2	MSOS:UISO	Y	
W-850-2805	PTMW	Tnbs1/Tnbs0	A	2	AS:UISO	Y	
W-850-2805	PTMW	Tnbs1/Tnbs0	A	2	E300.0:NO3	Y	
W-850-2805	PTMW	Tnbs1/Tnbs0	S	2	E300.0:PERC	Y	
W-850-2805	PTMW	Tnbs1/Tnbs0	S	4	E300.0:PERC	Y	
W-850-2805	PTMW	Tnbs1/Tnbs0	S	2	E906:ALL	Y	
W-850-2805	PTMW	Tnbs1/Tnbs0	S	4	E906:ALL	Y	
W-850-3701	PTMW	Tnbs1/Tnbs0	1	4	AS:UISO	Y	
W-850-3701	PTMW	Tnbs1/Tnbs0	1	4	E200.7:SI	Y	
W-850-3701	PTMW	Tnbs1/Tnbs0	1	4	E300.0:PERC	Y	
W-850-3701	PTMW	Tnbs1/Tnbs0	1	4	E624B:ALL	Y	
W-850-3701	PTMW	Tnbs1/Tnbs0	1	4	E8330LOW:ALL	Y	
W-850-3701	PTMW	Tnbs1/Tnbs0	1	4	E900:ALL	Y	
W-850-3701	PTMW	Tnbs1/Tnbs0	1	4	E906:ALL	Y	
W-850-3701	PTMW	Tnbs1/Tnbs0	1	4	E906:ALL	Y	
W-850-3701	PTMW	Tnbs1/Tnbs0	1	4	GENMIN:ALL	Y	
W-850-3701	PTMW	Tnbs1/Tnbs0	1	4	MSOS:UISO	Y	
W-850-3701	PTMW	Tnbs1/Tnbs0	1	4	NPDESMETAL:ALL	Y	
W-850-3701	PTMW	Tnbs1/Tnbs0	1	4	TBOS:ALL	Y	
W-850-3702	PTMW	Tnbs1/Tnbs0	A	4	AS:UISO	Y	
W-850-3702	PTMW	Tnbs1/Tnbs0	A	4	E300.0:NO3	Y	
W-850-3702	PTMW	Tnbs1/Tnbs0	S	4	E300.0:PERC	Y	
W-850-3702	PTMW	Tnbs1/Tnbs0	A	4	E624MOD:ALL	Y	
W-850-3702	PTMW	Tnbs1/Tnbs0	S	4	E906:ALL	Y	
W-850-3702	PTMW	Tnbs1/Tnbs0	A	4	MSOS:UISO	Y	
W-850-3704	PTMW	Tnbs1/Tnbs0	A	4	AS:UISO	Y	
W-850-3704	PTMW	Tnbs1/Tnbs0	A	4	E300.0:NO3	Y	
W-850-3704	PTMW	Tnbs1/Tnbs0	S	4	E300.0:PERC	Y	
W-850-3704	PTMW	Tnbs1/Tnbs0	A	4	E624MOD:ALL	Y	
W-850-3704	PTMW	Tnbs1/Tnbs0	S	4	E906:ALL	Y	
W-850-3704	PTMW	Tnbs1/Tnbs0	A	4	MSOS:UISO	Y	
W-865-02	PTMW	Tnbs1-Tnbs0	S	1	E300.0:NO3	Y	
W-865-02	PTMW	Tnbs1-Tnbs0	A	1	E300.0:PERC	Y	
W-865-02	PTMW	Tnbs1-Tnbs0	S	1	E624MOD:ALL	Y	
W-865-02	PTMW	Tnbs1-Tnbs0	S	1	E906:ALL	Y	
W-865-02	PTMW	Tnbs1-Tnbs0	S	3	E906:ALL	N	Limited personnel availability due to COVID-19 pandemic
W-865-02	PTMW	Tnbs1-Tnbs0	A	1	T26METALS:ALL	Y	
W-865-05	PTMW	Tnbs1-Tnbs0	A	1	E300.0:PERC	N	Insufficient water
W-865-05	PTMW	Tnbs1-Tnbs0	S	1	E906:ALL	N	Insufficient water
W-865-05	PTMW	Tnbs1-Tnbs0	S	3	E906:ALL	N	Limited personnel availability due to COVID-19 pandemic
W-865-1802	PTMW	Tnbs1-Tnbs0	A	2	AS:UISO	Y	
W-865-1802	PTMW	Tnbs1-Tnbs0	A	2	E300.0:NO3	Y	
W-865-1802	PTMW	Tnbs1-Tnbs0	A	2	E300.0:PERC	Y	
W-865-1802	PTMW	Tnbs1-Tnbs0	S	1	E624MOD:ALL	Y	
W-865-1802	PTMW	Tnbs1-Tnbs0	S	2	E906:ALL	Y	
W-865-1802	PTMW	Tnbs1-Tnbs0	S	4	E906:ALL	Y	
W-865-1803	PTMW	Tnbs1-Tnbs0	E	2	AS:UISO		To be sampled in 2022
W-865-1803	PTMW	Tnbs1-Tnbs0	E	2	E300.0:NO3		To be sampled in 2022
W-865-1803	PTMW	Tnbs1-Tnbs0	S	2	E300.0:PERC	Y	
W-865-1803	PTMW	Tnbs1-Tnbs0	S	4	E300.0:PERC	Y	
W-865-1803	PTMW	Tnbs1-Tnbs0	S	2	E906:ALL	Y	
W-865-1803	PTMW	Tnbs1-Tnbs0	S	4	E906:ALL	Y	
W-865-2002	PTMW	Tnbs1-Tnbs0	S	1	E300.0:NO3	Y	
W-865-2002	PTMW	Tnbs1-Tnbs0	A	1	E300.0:PERC	Y	
W-865-2002	PTMW	Tnbs1-Tnbs0	S	1	E624MOD:ALL	Y	
W-865-2002	PTMW	Tnbs1-Tnbs0	A	2	E906:ALL	Y	
W-865-2002	PTMW	Tnbs1-Tnbs0	A	1	T26METALS:ALL	Y	
W-865-2003	PTMW	Tnbs1-Tnbs0	S	1	E300.0:NO3	Y	
W-865-2003	PTMW	Tnbs1-Tnbs0	A	1	E300.0:PERC	Y	
W-865-2003	PTMW	Tnbs1-Tnbs0	S	1	E624MOD:ALL	Y	

Appendix C. Ground and surface water sampling and analysis plan.

Sample Location	Location Type	Hydro Unit	Sampling Frequency	Sampling Quarter	Requested Analysis	Sampled Y/N	Comment
W-865-2003	PTMW	Tnbs1-Tnbs0	A	2	E906:ALL	Y	
W-865-2003	PTMW	Tnbs1-Tnbs0	A	1	T26METALS:ALL	Y	
W-865-2004	PTMW	Tnbs1-Tnbs0	S	1	E300.0:NO3	Y	
W-865-2004	PTMW	Tnbs1-Tnbs0	A	1	E300.0:PERC	Y	
W-865-2004	PTMW	Tnbs1-Tnbs0	S	1	E624MOD:ALL	Y	
W-865-2004	PTMW	Tnbs1-Tnbs0	A	2	E906:ALL	Y	
W-865-2004	PTMW	Tnbs1-Tnbs0	A	1	T26METALS:ALL	Y	
W-865-2005	PTMW	Tnbs1-Tnbs0	S	4	AS:UISO	Y	
W-865-2005	PTMW	Tnbs1-Tnbs0	S	1	E300.0:NO3	Y	
W-865-2005	PTMW	Tnbs1-Tnbs0	S	3	E300.0:NO3	Y	
W-865-2005	PTMW	Tnbs1-Tnbs0	S	1	E300.0:PERC	Y	
W-865-2005	PTMW	Tnbs1-Tnbs0	Q	1	E300.0:PERC	Y	
W-865-2005	PTMW	Tnbs1-Tnbs0	Q	2	E300.0:PERC	Y	
W-865-2005	PTMW	Tnbs1-Tnbs0	Q	3	E300.0:PERC	Y	
W-865-2005	PTMW	Tnbs1-Tnbs0	S	3	E300.0:PERC	Y	
W-865-2005	PTMW	Tnbs1-Tnbs0	Q	4	E300.0:PERC	Y	
W-865-2005	PTMW	Tnbs1-Tnbs0	S	1	E624MOD:ALL	Y	
W-865-2005	PTMW	Tnbs1-Tnbs0	S	3	E624MOD:ALL	Y	
W-865-2005	PTMW	Tnbs1-Tnbs0	Q	1	E906:ALL	Y	
W-865-2005	PTMW	Tnbs1-Tnbs0	Q	2	E906:ALL	Y	
W-865-2005	PTMW	Tnbs1-Tnbs0	Q	3	E906:ALL	Y	
W-865-2005	PTMW	Tnbs1-Tnbs0	Q	4	E906:ALL	Y	
W-865-2005	PTMW	Tnbs1-Tnbs0	O	4	MSOS:UISO	Y	
W-865-2005	PTMW	Tnbs1-Tnbs0	A	1	T26METALS:ALL	Y	
W-865-2121	PTMW	Tnbs1-Tnbs0	S	1	E300.0:NO3	Y	
W-865-2121	PTMW	Tnbs1-Tnbs0	A	1	E300.0:PERC	Y	
W-865-2121	PTMW	Tnbs1-Tnbs0	S	1	E624MOD:ALL	Y	
W-865-2121	PTMW	Tnbs1-Tnbs0	S	2	E906:ALL	N	Insufficient water
W-865-2121	PTMW	Tnbs1-Tnbs0	S	4	E906:ALL	Y	
W-865-2121	PTMW	Tnbs1-Tnbs0	A	1	T26METALS:ALL	Y	
W-865-2133	GW	Tnbs1-Tnbs0	S	1	AS:UISO	Y	
W-865-2133	GW	Tnbs1-Tnbs0	S	3	AS:UISO	N	Limited personnel availability due to COVID-19 pandemic
W-865-2133	GW	Tnbs1-Tnbs0	S	1	E300.0:NO3	Y	
W-865-2133	GW	Tnbs1-Tnbs0	Q	1	E300.0:PERC	Y	
W-865-2133	GW	Tnbs1-Tnbs0	Q	2	E300.0:PERC	Y	
W-865-2133	GW	Tnbs1-Tnbs0	Q	3	E300.0:PERC	N	Limited personnel availability due to COVID-19 pandemic
W-865-2133	GW	Tnbs1-Tnbs0	Q	4	E300.0:PERC	Y	
W-865-2133	GW	Tnbs1-Tnbs0	S	1	E624MOD:ALL	Y	
W-865-2133	GW	Tnbs1-Tnbs0	Q	1	E906:ALL	Y	
W-865-2133	GW	Tnbs1-Tnbs0	Q	2	E906:ALL	Y	
W-865-2133	GW	Tnbs1-Tnbs0	Q	3	E906:ALL	N	Limited personnel availability due to COVID-19 pandemic
W-865-2133	GW	Tnbs1-Tnbs0	Q	4	E906:ALL	Y	
W-865-2133	GW	Tnbs1-Tnbs0	A	1	T26METALS:ALL	Y	
W-865-2224	GW	Tnbs1-Tnbs0	S	2	AS:UISO	Y	
W-865-2224	GW	Tnbs1-Tnbs0	S	4	AS:UISO	Y	
W-865-2224	GW	Tnbs1-Tnbs0	S	2	E300.0:NO3	Y	
W-865-2224	GW	Tnbs1-Tnbs0	S	4	E300.0:NO3	Y	
W-865-2224	GW	Tnbs1-Tnbs0	Q	1	E300.0:PERC	Y	
W-865-2224	GW	Tnbs1-Tnbs0	Q	2	E300.0:PERC	Y	
W-865-2224	GW	Tnbs1-Tnbs0	Q	3	E300.0:PERC	N	Limited personnel availability due to COVID-19 pandemic
W-865-2224	GW	Tnbs1-Tnbs0	Q	4	E300.0:PERC	Y	
W-865-2224	GW	Tnbs1-Tnbs0	S	2	E624MOD:ALL	Y	
W-865-2224	GW	Tnbs1-Tnbs0	S	4	E624MOD:ALL	Y	
W-865-2224	GW	Tnbs1-Tnbs0	Q	1	E906:ALL	Y	
W-865-2224	GW	Tnbs1-Tnbs0	Q	2	E906:ALL	Y	
W-865-2224	GW	Tnbs1-Tnbs0	Q	3	E906:ALL	N	Limited personnel availability due to COVID-19 pandemic
W-865-2224	GW	Tnbs1-Tnbs0	Q	4	E906:ALL	Y	
W-865-3402	PTMW	Qal/WBR	Q	1	E300.0:NO3	N	DRY
W-865-3402	PTMW	Qal/WBR	Q	2	E300.0:NO3	N	DRY
W-865-3402	PTMW	Qal/WBR	Q	3	E300.0:NO3	N	Limited personnel availability due to COVID-19 pandemic
W-865-3402	PTMW	Qal/WBR	Q	4	E300.0:NO3	N	DRY
W-865-3402	PTMW	Qal/WBR	Q	1	E300.0:PERC	N	DRY
W-865-3402	PTMW	Qal/WBR	Q	2	E300.0:PERC	N	DRY
W-865-3402	PTMW	Qal/WBR	Q	3	E300.0:PERC	N	Limited personnel availability due to COVID-19 pandemic
W-865-3402	PTMW	Qal/WBR	Q	4	E300.0:PERC	N	DRY
W-865-3402	PTMW	Qal/WBR	Q	1	E624MOD:ALL	N	DRY
W-865-3402	PTMW	Qal/WBR	Q	2	E624MOD:ALL	N	DRY
W-865-3402	PTMW	Qal/WBR	Q	3	E624MOD:ALL	N	Limited personnel availability due to COVID-19 pandemic
W-865-3402	PTMW	Qal/WBR	Q	4	E624MOD:ALL	N	DRY
W-865-3402	PTMW	Qal/WBR	Q	1	E906:ALL	N	DRY
W-865-3402	PTMW	Qal/WBR	Q	2	E906:ALL	N	DRY
W-865-3402	PTMW	Qal/WBR	Q	3	E906:ALL	N	Limited personnel availability due to COVID-19 pandemic
W-865-3402	PTMW	Qal/WBR	Q	4	E906:ALL	N	DRY
W-865-3403	PTMW	Tnbs1/Tnbs0	S	1	E300.0:NO3	Y	
W-865-3403	PTMW	Tnbs1/Tnbs0	S	3	E300.0:NO3	N	Limited personnel availability due to COVID-19 pandemic
W-865-3403	PTMW	Tnbs1/Tnbs0	A	1	E300.0:PERC	Y	
W-865-3403	PTMW	Tnbs1/Tnbs0	S	1	E624MOD:ALL	Y	
W-865-3403	PTMW	Tnbs1/Tnbs0	S	3	E624MOD:ALL	N	Limited personnel availability due to COVID-19 pandemic
W-865-3403	PTMW	Tnbs1/Tnbs0	S	1	E906:ALL	Y	
W-865-3403	PTMW	Tnbs1/Tnbs0	S	3	E906:ALL	N	Limited personnel availability due to COVID-19 pandemic
W-865-3403	PTMW	Tnbs1/Tnbs0	A	1	T26METALS:ALL	Y	
W-865-3504B	PTMW	Tnbs1/Tnbs0	1	1	AS:UISO	Y	New well Baseline sampling.
W-865-3504B	PTMW	Tnbs1/Tnbs0	A	2	AS:UISO	Y	
W-865-3504B	PTMW	Tnbs1/Tnbs0	S	3	AS:UISO	Y	
W-865-3504B	PTMW	Tnbs1/Tnbs0	A	4	AS:UISO	Y	
W-865-3504B	PTMW	Tnbs1/Tnbs0	1	1	E200.7:SI	Y	New well Baseline sampling.
W-865-3504B	PTMW	Tnbs1/Tnbs0	A	2	E300.0:NO3	Y	
W-865-3504B	PTMW	Tnbs1/Tnbs0	S	3	E300.0:NO3	Y	
W-865-3504B	PTMW	Tnbs1/Tnbs0	A	4	E300.0:NO3	Y	
W-865-3504B	PTMW	Tnbs1/Tnbs0	1	1	E300.0:PERC	Y	New well Baseline sampling.
W-865-3504B	PTMW	Tnbs1/Tnbs0	S	2	E300.0:PERC	Y	
W-865-3504B	PTMW	Tnbs1/Tnbs0	S	3	E300.0:PERC	Y	
W-865-3504B	PTMW	Tnbs1/Tnbs0	S	4	E300.0:PERC	Y	

Appendix C. Ground and surface water sampling and analysis plan.

Sample Location	Location Type	Hydro Unit	Sampling Frequency	Sampling Quarter	Requested Analysis	Sampled Y/N	Comment
W-865-3504B	PTMW	Tnbs1/Tnbs0	1	1	E624B:ALL	Y	New well Baseline sampling.
W-865-3504B	PTMW	Tnbs1/Tnbs0	A	2	E624MOD:ALL	Y	
W-865-3504B	PTMW	Tnbs1/Tnbs0	S	3	E624MOD:ALL	Y	
W-865-3504B	PTMW	Tnbs1/Tnbs0	A	4	E624MOD:ALL	Y	
W-865-3504B	PTMW	Tnbs1/Tnbs0	1	1	E8330LOW:ALL	Y	New well Baseline sampling.
W-865-3504B	PTMW	Tnbs1/Tnbs0	1	1	E900:ALL	Y	New well Baseline sampling.
W-865-3504B	PTMW	Tnbs1/Tnbs0	1	1	E906:ALL	Y	New well Baseline sampling.
W-865-3504B	PTMW	Tnbs1/Tnbs0	S	2	E906:ALL	Y	
W-865-3504B	PTMW	Tnbs1/Tnbs0	S	3	E906:ALL	Y	
W-865-3504B	PTMW	Tnbs1/Tnbs0	S	4	E906:ALL	Y	
W-865-3504B	PTMW	Tnbs1/Tnbs0	1	1	GENMIN:ALL	Y	New well Baseline sampling.
W-865-3504B	PTMW	Tnbs1/Tnbs0	A	2	MSOS:UISO	Y	
W-865-3504B	PTMW	Tnbs1/Tnbs0	S	3	MSOS:UISO	Y	
W-865-3504B	PTMW	Tnbs1/Tnbs0	A	4	MSOS:UISO	Y	
W-865-3504B	PTMW	Tnbs1/Tnbs0	1	1	NPDESMETAL:ALL	Y	New well Baseline sampling.
W-865-3504B	PTMW	Tnbs1/Tnbs0	1	1	TBOS:ALL	Y	New well Baseline sampling.
W-865-3505	PTMW	Tnbs1/Tnbs0	1	1	AS:UISO	Y	New well Baseline sampling.
W-865-3505	PTMW	Tnbs1/Tnbs0	A	2	AS:UISO	Y	
W-865-3505	PTMW	Tnbs1/Tnbs0	S	3	AS:UISO	Y	
W-865-3505	PTMW	Tnbs1/Tnbs0	A	4	AS:UISO	Y	
W-865-3505	PTMW	Tnbs1/Tnbs0	1	1	E200.7:SI	Y	New well Baseline sampling.
W-865-3505	PTMW	Tnbs1/Tnbs0	A	2	E300.0:NO3	Y	
W-865-3505	PTMW	Tnbs1/Tnbs0	S	3	E300.0:NO3	Y	
W-865-3505	PTMW	Tnbs1/Tnbs0	A	4	E300.0:NO3	Y	
W-865-3505	PTMW	Tnbs1/Tnbs0	1	1	E300.0:PERC	Y	New well Baseline sampling.
W-865-3505	PTMW	Tnbs1/Tnbs0	S	2	E300.0:PERC	Y	
W-865-3505	PTMW	Tnbs1/Tnbs0	S	3	E300.0:PERC	Y	
W-865-3505	PTMW	Tnbs1/Tnbs0	S	4	E300.0:PERC	Y	
W-865-3505	PTMW	Tnbs1/Tnbs0	1	1	E624B:ALL	Y	New well Baseline sampling.
W-865-3505	PTMW	Tnbs1/Tnbs0	A	2	E624MOD:ALL	Y	
W-865-3505	PTMW	Tnbs1/Tnbs0	S	3	E624MOD:ALL	Y	
W-865-3505	PTMW	Tnbs1/Tnbs0	A	4	E624MOD:ALL	Y	
W-865-3505	PTMW	Tnbs1/Tnbs0	1	1	E8330LOW:ALL	Y	New well Baseline sampling.
W-865-3505	PTMW	Tnbs1/Tnbs0	1	1	E900:ALL	Y	New well Baseline sampling.
W-865-3505	PTMW	Tnbs1/Tnbs0	1	1	E906:ALL	Y	New well Baseline sampling.
W-865-3505	PTMW	Tnbs1/Tnbs0	S	2	E906:ALL	Y	
W-865-3505	PTMW	Tnbs1/Tnbs0	S	3	E906:ALL	Y	
W-865-3505	PTMW	Tnbs1/Tnbs0	S	4	E906:ALL	Y	
W-865-3505	PTMW	Tnbs1/Tnbs0	1	1	GENMIN:ALL	Y	New well Baseline sampling.
W-865-3505	PTMW	Tnbs1/Tnbs0	A	2	MSOS:UISO	Y	
W-865-3505	PTMW	Tnbs1/Tnbs0	S	3	MSOS:UISO	Y	
W-865-3505	PTMW	Tnbs1/Tnbs0	A	4	MSOS:UISO	Y	
W-865-3505	PTMW	Tnbs1/Tnbs0	1	1	NPDESMETAL:ALL	Y	New well Baseline sampling.
W-865-3505	PTMW	Tnbs1/Tnbs0	1	1	TBOS:ALL	Y	New well Baseline sampling.
W-865-3607	PTMW	Tnbs1/Tnbs0	1	1	AS:UISO	Y	New well Baseline sampling.
W-865-3607	PTMW	Tnbs1/Tnbs0	A	2	AS:UISO	Y	
W-865-3607	PTMW	Tnbs1/Tnbs0	S	3	AS:UISO	Y	
W-865-3607	PTMW	Tnbs1/Tnbs0	A	4	AS:UISO	Y	
W-865-3607	PTMW	Tnbs1/Tnbs0	1	1	E200.7:SI	Y	New well Baseline sampling.
W-865-3607	PTMW	Tnbs1/Tnbs0	A	2	E300.0:NO3	Y	
W-865-3607	PTMW	Tnbs1/Tnbs0	S	3	E300.0:NO3	Y	
W-865-3607	PTMW	Tnbs1/Tnbs0	A	4	E300.0:NO3	Y	
W-865-3607	PTMW	Tnbs1/Tnbs0	1	1	E300.0:PERC	Y	New well Baseline sampling.
W-865-3607	PTMW	Tnbs1/Tnbs0	S	2	E300.0:PERC	Y	
W-865-3607	PTMW	Tnbs1/Tnbs0	S	3	E300.0:PERC	Y	
W-865-3607	PTMW	Tnbs1/Tnbs0	S	4	E300.0:PERC	Y	
W-865-3607	PTMW	Tnbs1/Tnbs0	1	1	E624B:ALL	Y	New well Baseline sampling.
W-865-3607	PTMW	Tnbs1/Tnbs0	A	2	E624MOD:ALL	Y	
W-865-3607	PTMW	Tnbs1/Tnbs0	S	3	E624MOD:ALL	Y	
W-865-3607	PTMW	Tnbs1/Tnbs0	A	4	E624MOD:ALL	Y	
W-865-3607	PTMW	Tnbs1/Tnbs0	1	1	E8330LOW:ALL	Y	New well Baseline sampling.
W-865-3607	PTMW	Tnbs1/Tnbs0	1	1	E900:ALL	Y	New well Baseline sampling.
W-865-3607	PTMW	Tnbs1/Tnbs0	1	1	E906:ALL	Y	New well Baseline sampling.
W-865-3607	PTMW	Tnbs1/Tnbs0	S	2	E906:ALL	Y	
W-865-3607	PTMW	Tnbs1/Tnbs0	S	3	E906:ALL	Y	
W-865-3607	PTMW	Tnbs1/Tnbs0	S	4	E906:ALL	Y	
W-865-3607	PTMW	Tnbs1/Tnbs0	1	1	GENMIN:ALL	Y	New well Baseline sampling.
W-865-3607	PTMW	Tnbs1/Tnbs0	A	2	MSOS:UISO	Y	
W-865-3607	PTMW	Tnbs1/Tnbs0	S	3	MSOS:UISO	Y	
W-865-3607	PTMW	Tnbs1/Tnbs0	A	4	MSOS:UISO	Y	
W-865-3607	PTMW	Tnbs1/Tnbs0	1	1	NPDESMETAL:ALL	Y	New well Baseline sampling.
W-865-3607	PTMW	Tnbs1/Tnbs0	1	1	TBOS:ALL	Y	New well Baseline sampling.
W-865-3708	PTMW	Tnbs1/Tnbs0	1	4	AS:UISO	Y	
W-865-3708	PTMW	Tnbs1/Tnbs0	1	4	E200.7:SI	Y	
W-865-3708	PTMW	Tnbs1/Tnbs0	1	4	E300.0:PERC	Y	
W-865-3708	PTMW	Tnbs1/Tnbs0	1	4	E624B:ALL	Y	
W-865-3708	PTMW	Tnbs1/Tnbs0	1	4	E8330LOW:ALL	Y	
W-865-3708	PTMW	Tnbs1/Tnbs0	1	4	E900:ALL	Y	
W-865-3708	PTMW	Tnbs1/Tnbs0	1	4	E906:ALL	Y	
W-865-3708	PTMW	Tnbs1/Tnbs0	1	4	GENMIN:ALL	Y	
W-865-3708	PTMW	Tnbs1/Tnbs0	1	4	MSOS:UISO	Y	
W-865-3708	PTMW	Tnbs1/Tnbs0	1	4	NPDESMETAL:ALL	Y	
W-865-3708	PTMW	Tnbs1/Tnbs0	1	4	TBOS:ALL	Y	
W-896-1806	PTMW	Tnsc0	S	1	E300.0:NO3	Y	
W-896-1806	PTMW	Tnsc0	O	1	E300.0:PERC	Y	
W-896-1806	PTMW	Tnsc0	S	1	E624MOD:ALL	Y	
W-896-1806	PTMW	Tnsc0	O	1	E906:ALL	Y	
W-896-1806	PTMW	Tnsc0	A	1	MSOS:UISO	Y	
W-PIT1-01	PTMW	Tnbs1-Tnbs0	O	1	AS:UISO	N	DRY
W-PIT1-01	PTMW	Tnbs1-Tnbs0	S	1	E300.0:PERC	N	DRY
W-PIT1-01	PTMW	Tnbs1-Tnbs0	S	3	E300.0:PERC	N	Limited personnel availability due to COVID-19 pandemic
W-PIT1-01	PTMW	Tnbs1-Tnbs0	S	1	E906:ALL	N	DRY
W-PIT1-01	PTMW	Tnbs1-Tnbs0	S	3	E906:ALL	N	Limited personnel availability due to COVID-19 pandemic

Appendix C. Ground and surface water sampling and analysis plan.

Sample Location	Location Type	Hydro Unit	Sampling Frequency	Sampling Quarter	Requested Analysis	Sampled Y/N	Comment
W-PIT1-2204	PTMW	Qal/WBR	A	2	AS:UISO	N	Insufficient water
W-PIT1-2204	PTMW	Qal/WBR	A	2	E300.0:NO3	N	Insufficient water
W-PIT1-2204	PTMW	Qal/WBR	S	2	E300.0:PERC	N	Insufficient water
W-PIT1-2204	PTMW	Qal/WBR	S	4	E300.0:PERC	N	DRY
W-PIT1-2204	PTMW	Qal/WBR	S	2	E906:ALL	N	Insufficient water
W-PIT1-2204	PTMW	Qal/WBR	S	4	E906:ALL	N	DRY
W-PIT1-2209	GW	Tnbs1-Tnbs0	S	2	AS:UISO	Y	
W-PIT1-2209	GW	Tnbs1-Tnbs0	S	4	AS:UISO	Y	
W-PIT1-2209	GW	Tnbs1-Tnbs0	S	2	E300.0:NO3	Y	
W-PIT1-2209	GW	Tnbs1-Tnbs0	S	4	E300.0:NO3	Y	
W-PIT1-2209	GW	Tnbs1-Tnbs0	Q	1	E300.0:PERC	Y	
W-PIT1-2209	GW	Tnbs1-Tnbs0	Q	2	E300.0:PERC	Y	
W-PIT1-2209	GW	Tnbs1-Tnbs0	Q	3	E300.0:PERC	Y	
W-PIT1-2209	GW	Tnbs1-Tnbs0	Q	4	E300.0:PERC	Y	
W-PIT1-2209	GW	Tnbs1-Tnbs0	S	2	E624MOD:ALL	Y	
W-PIT1-2209	GW	Tnbs1-Tnbs0	S	4	E624MOD:ALL	Y	
W-PIT1-2209	GW	Tnbs1-Tnbs0	Q	1	E906:ALL	Y	
W-PIT1-2209	GW	Tnbs1-Tnbs0	Q	2	E906:ALL	Y	
W-PIT1-2209	GW	Tnbs1-Tnbs0	Q	3	E906:ALL	Y	
W-PIT1-2209	GW	Tnbs1-Tnbs0	Q	4	E906:ALL	Y	
W-PIT1-2209	GW	Tnbs1-Tnbs0	O	4	MSOS:UISO	Y	
W-PIT1-2225	GW	Tnbs1-Tnbs0	S	2	AS:UISO	Y	
W-PIT1-2225	GW	Tnbs1-Tnbs0	S	4	AS:UISO	Y	
W-PIT1-2225	GW	Tnbs1-Tnbs0	S	2	E300.0:NO3	Y	
W-PIT1-2225	GW	Tnbs1-Tnbs0	S	4	E300.0:NO3	Y	
W-PIT1-2225	GW	Tnbs1-Tnbs0	Q	1	E300.0:PERC	Y	
W-PIT1-2225	GW	Tnbs1-Tnbs0	Q	2	E300.0:PERC	Y	
W-PIT1-2225	GW	Tnbs1-Tnbs0	Q	3	E300.0:PERC	N	Limited personnel availability due to COVID-19 pandemic
W-PIT1-2225	GW	Tnbs1-Tnbs0	Q	4	E300.0:PERC	Y	
W-PIT1-2225	GW	Tnbs1-Tnbs0	Q	1	E906:ALL	Y	
W-PIT1-2225	GW	Tnbs1-Tnbs0	Q	2	E906:ALL	Y	
W-PIT1-2225	GW	Tnbs1-Tnbs0	Q	3	E906:ALL	N	Limited personnel availability due to COVID-19 pandemic
W-PIT1-2225	GW	Tnbs1-Tnbs0	Q	4	E906:ALL	Y	
W-PIT1-2326	DMW	Tnbs1-Tnbs0	Q	4	AS:THISO	Y	
W-PIT1-2326	DMW	Tnbs1-Tnbs0	Q	1	AS:UISO	Y	
W-PIT1-2326	DMW	Tnbs1-Tnbs0	Q	2	AS:UISO	N	Inoperable equipment
W-PIT1-2326	DMW	Tnbs1-Tnbs0	Q	3	AS:UISO	Y	
W-PIT1-2326	DMW	Tnbs1-Tnbs0	Q	4	AS:UISO	Y	
W-PIT1-2326	DMW	Tnbs1-Tnbs0	Q	1	E300.0:NO3	Y	
W-PIT1-2326	DMW	Tnbs1-Tnbs0	Q	2	E300.0:NO3	N	Inoperable equipment
W-PIT1-2326	DMW	Tnbs1-Tnbs0	Q	3	E300.0:NO3	Y	
W-PIT1-2326	DMW	Tnbs1-Tnbs0	Q	4	E300.0:NO3	Y	
W-PIT1-2326	DMW	Tnbs1-Tnbs0	Q	1	E300.0:PERC	Y	
W-PIT1-2326	DMW	Tnbs1-Tnbs0	Q	2	E300.0:PERC	N	Inoperable equipment
W-PIT1-2326	DMW	Tnbs1-Tnbs0	Q	3	E300.0:PERC	Y	
W-PIT1-2326	DMW	Tnbs1-Tnbs0	Q	4	E300.0:PERC	Y	
W-PIT1-2326	DMW	Tnbs1-Tnbs0	Q	1	E8260:ALL	Y	
W-PIT1-2326	DMW	Tnbs1-Tnbs0	Q	2	E8260:ALL	N	Inoperable equipment
W-PIT1-2326	DMW	Tnbs1-Tnbs0	Q	3	E8260:ALL	Y	
W-PIT1-2326	DMW	Tnbs1-Tnbs0	Q	4	E8260:ALL	Y	
W-PIT1-2326	DMW	Tnbs1-Tnbs0	Q	1	E8330:R+H	Y	
W-PIT1-2326	DMW	Tnbs1-Tnbs0	Q	2	E8330:R+H	N	Inoperable equipment
W-PIT1-2326	DMW	Tnbs1-Tnbs0	Q	3	E8330:R+H	Y	
W-PIT1-2326	DMW	Tnbs1-Tnbs0	Q	4	E8330:R+H	Y	
W-PIT1-2326	DMW	Tnbs1-Tnbs0	Q	4	E900:ALL	Y	
W-PIT1-2326	DMW	Tnbs1-Tnbs0	Q	1	E906:ALL	Y	
W-PIT1-2326	DMW	Tnbs1-Tnbs0	Q	2	E906:ALL	N	Inoperable equipment
W-PIT1-2326	DMW	Tnbs1-Tnbs0	Q	3	E906:ALL	Y	
W-PIT1-2326	DMW	Tnbs1-Tnbs0	Q	4	E906:ALL	Y	
W-PIT1-2326	DMW	Tnbs1-Tnbs0	O	4	MSOS:UISO	Y	
W-PIT1-2326	DMW	Tnbs1-Tnbs0	Q	4	RA226:ALL	Y	
W-PIT1-2326	DMW	Tnbs1-Tnbs0	Q	4	WGMGMET1:ALL	Y	
W-PIT1-2620	PTMW	Tnbs1-Tnbs0	E	2	AS:UISO		To be sampled in 2022
W-PIT1-2620	PTMW	Tnbs1-Tnbs0	Q	1	E300.0:PERC	N	Inoperable equipment
W-PIT1-2620	PTMW	Tnbs1-Tnbs0	Q	2	E300.0:PERC	N	Inoperable equipment
W-PIT1-2620	PTMW	Tnbs1-Tnbs0	Q	3	E300.0:PERC	N	Limited personnel availability due to COVID-19 pandemic
W-PIT1-2620	PTMW	Tnbs1-Tnbs0	Q	4	E300.0:PERC	Y	
W-PIT1-2620	PTMW	Tnbs1-Tnbs0	S	4	E624MOD:ALL	Y	
W-PIT1-2620	PTMW	Tnbs1-Tnbs0	Q	1	E906:ALL	N	Inoperable equipment
W-PIT1-2620	PTMW	Tnbs1-Tnbs0	Q	2	E906:ALL	N	Inoperable equipment
W-PIT1-2620	PTMW	Tnbs1-Tnbs0	Q	3	E906:ALL	N	Limited personnel availability due to COVID-19 pandemic
W-PIT1-2620	PTMW	Tnbs1-Tnbs0	Q	4	E906:ALL	Y	
W-PIT1-2620	PTMW	Tnbs1-Tnbs0	O	4	MSOS:UISO	Y	
W-PIT1-3021	PTMW	Tnbs1/Tnbs0	A	2	AS:UISO	Y	
W-PIT1-3021	PTMW	Tnbs1/Tnbs0	A	2	E300.0:NO3	Y	
W-PIT1-3021	PTMW	Tnbs1/Tnbs0	S	2	E300.0:PERC	Y	
W-PIT1-3021	PTMW	Tnbs1/Tnbs0	S	4	E300.0:PERC	Y	
W-PIT1-3021	PTMW	Tnbs1/Tnbs0	A	2	E624MOD:ALL	Y	
W-PIT1-3021	PTMW	Tnbs1/Tnbs0	S	2	E906:ALL	Y	
W-PIT1-3021	PTMW	Tnbs1/Tnbs0	S	4	E906:ALL	Y	
W-PIT1-3022	PTMW	Tnbs1/Tnbs0	A	2	AS:UISO	Y	
W-PIT1-3022	PTMW	Tnbs1/Tnbs0	A	2	E300.0:NO3	Y	
W-PIT1-3022	PTMW	Tnbs1/Tnbs0	S	2	E300.0:PERC	Y	
W-PIT1-3022	PTMW	Tnbs1/Tnbs0	S	4	E300.0:PERC	Y	
W-PIT1-3022	PTMW	Tnbs1/Tnbs0	A	2	E624MOD:ALL	Y	
W-PIT1-3022	PTMW	Tnbs1/Tnbs0	S	2	E906:ALL	Y	
W-PIT1-3022	PTMW	Tnbs1/Tnbs0	S	4	E906:ALL	Y	
W-PIT7-16	PTMW	Tnsc0	A	2	AS:UISO	Y	
W-PIT7-16	PTMW	Tnsc0	A	2	E300.0:NO3	Y	
W-PIT7-16	PTMW	Tnsc0	S	2	E300.0:PERC	Y	
W-PIT7-16	PTMW	Tnsc0	S	4	E300.0:PERC	N	Well location under construction
W-PIT7-16	PTMW	Tnsc0	S	2	E8330LOW:ALL	Y	
W-PIT7-16	PTMW	Tnsc0	S	2	E906:ALL	Y	

Appendix C. Ground and surface water sampling and analysis plan.

Sample Location	Location Type	Hydro Unit	Sampling Frequency	Sampling Quarter	Requested Analysis	Sampled Y/N	Comment
W-PIT7-16	PTMW	Tnsc0	S	4	E906:ALL	N	Well location under construction
W-PIT7-3406	PTMW	Tnbs1/Tnbs0	S	1	AS:UISO	Y	
W-PIT7-3406	PTMW	Tnbs1/Tnbs0	A	2	AS:UISO	Y	
W-PIT7-3406	PTMW	Tnbs1/Tnbs0	S	1	E300.0:NO3	Y	
W-PIT7-3406	PTMW	Tnbs1/Tnbs0	A	2	E300.0:NO3	Y	
W-PIT7-3406	PTMW	Tnbs1/Tnbs0	S	1	E300.0:PERC	Y	
W-PIT7-3406	PTMW	Tnbs1/Tnbs0	S	2	E300.0:PERC	Y	
W-PIT7-3406	PTMW	Tnbs1/Tnbs0	S	4	E300.0:PERC	Y	
W-PIT7-3406	PTMW	Tnbs1/Tnbs0	S	1	E624MOD:ALL	Y	
W-PIT7-3406	PTMW	Tnbs1/Tnbs0	A	2	E624MOD:ALL	Y	
W-PIT7-3406	PTMW	Tnbs1/Tnbs0	S	1	E906:ALL	Y	
W-PIT7-3406	PTMW	Tnbs1/Tnbs0	S	2	E906:ALL	Y	
W-PIT7-3406	PTMW	Tnbs1/Tnbs0	S	4	E906:ALL	Y	
W-PIT7-3406	PTMW	Tnbs1/Tnbs0	S	1	MSOS:UISO	Y	
W-PIT7-3406	PTMW	Tnbs1/Tnbs0	A	2	MSOS:UISO	Y	
W8SPRNG	SPR	Tnbs1-Tnbs0	A	2	AS:UISO	N	DRY
W8SPRNG	SPR	Tnbs1-Tnbs0	A	2	E300.0:NO3	N	DRY
W8SPRNG	SPR	Tnbs1-Tnbs0	S	2	E300.0:PERC	N	DRY
W8SPRNG	SPR	Tnbs1-Tnbs0	S	4	E300.0:PERC	N	DRY
W8SPRNG	SPR	Tnbs1-Tnbs0	S	2	E906:ALL	N	DRY
W8SPRNG	SPR	Tnbs1-Tnbs0	S	4	E906:ALL	N	DRY
K2-01C	DMW	Tnbs1-Tnbs0	A	2	ANIONS:FL	Y	
K2-01C	DMW	Tnbs1-Tnbs0	A	2	E200.7:LI	Y	
K2-01C	DMW	Tnbs1-Tnbs0	A	2	E300.0:NO3	Y	
K2-01C	DMW	Tnbs1-Tnbs0	S	2	E300.0:PERC	Y	
K2-01C	DMW	Tnbs1-Tnbs0	S	4	E300.0:PERC	Y	
K2-01C	DMW	Tnbs1-Tnbs0	A	2	E624MOD:ALL	Y	
K2-01C	DMW	Tnbs1-Tnbs0	A	2	E8330LOW:ALL	Y	
K2-01C	DMW	Tnbs1-Tnbs0	S	2	E906:ALL	Y	
K2-01C	DMW	Tnbs1-Tnbs0	S	4	E906:ALL	Y	
K2-01C	DMW	Tnbs1-Tnbs0	A	2	MSOS:UISO	Y	
K2-01C	DMW	Tnbs1-Tnbs0	A	2	T26METALS:ALL	Y	
NC2-08	DMW	Tnbs1-Tnbs0	A	2	ANIONS:FL	Y	
NC2-08	DMW	Tnbs1-Tnbs0	A	2	AS:UISO	Y	
NC2-08	DMW	Tnbs1-Tnbs0	A	2	E200.7:LI	Y	
NC2-08	DMW	Tnbs1-Tnbs0	A	2	E300.0:NO3	Y	
NC2-08	DMW	Tnbs1-Tnbs0	S	2	E300.0:PERC	Y	
NC2-08	DMW	Tnbs1-Tnbs0	S	4	E300.0:PERC	N	DRY
NC2-08	DMW	Tnbs1-Tnbs0	A	2	E624MOD:ALL	Y	
NC2-08	DMW	Tnbs1-Tnbs0	A	2	E8330LOW:ALL	Y	
NC2-08	DMW	Tnbs1-Tnbs0	S	2	E906:ALL	Y	
NC2-08	DMW	Tnbs1-Tnbs0	S	4	E906:ALL	N	DRY
NC2-08	DMW	Tnbs1-Tnbs0	A	2	MSOS:UISO	Y	
NC2-08	DMW	Tnbs1-Tnbs0	A	2	T26METALS:ALL	Y	
W-PIT2-1934	DMW	Tnbs1-Tnbs0	A	2	ANIONS:FL	Y	
W-PIT2-1934	DMW	Tnbs1-Tnbs0	A	2	E200.7:LI	Y	
W-PIT2-1934	DMW	Tnbs1-Tnbs0	A	2	E300.0:NO3	Y	
W-PIT2-1934	DMW	Tnbs1-Tnbs0	S	2	E300.0:PERC	Y	
W-PIT2-1934	DMW	Tnbs1-Tnbs0	S	4	E300.0:PERC	Y	
W-PIT2-1934	DMW	Tnbs1-Tnbs0	A	2	E624MOD:ALL	Y	
W-PIT2-1934	DMW	Tnbs1-Tnbs0	A	2	E8330LOW:ALL	Y	
W-PIT2-1934	DMW	Tnbs1-Tnbs0	S	2	E906:ALL	Y	
W-PIT2-1934	DMW	Tnbs1-Tnbs0	S	4	E906:ALL	Y	
W-PIT2-1934	DMW	Tnbs1-Tnbs0	A	2	MSOS:UISO	Y	
W-PIT2-1934	DMW	Tnbs1-Tnbs0	A	2	T26METALS:ALL	Y	
W-PIT2-1935	DMW	Tnbs1-Tnbs0	A	2	ANIONS:FL	Y	
W-PIT2-1935	DMW	Tnbs1-Tnbs0	A	2	E200.7:LI	Y	
W-PIT2-1935	DMW	Tnbs1-Tnbs0	A	2	E300.0:NO3	Y	
W-PIT2-1935	DMW	Tnbs1-Tnbs0	S	2	E300.0:PERC	Y	
W-PIT2-1935	DMW	Tnbs1-Tnbs0	S	4	E300.0:PERC	Y	
W-PIT2-1935	DMW	Tnbs1-Tnbs0	A	2	E624MOD:ALL	Y	
W-PIT2-1935	DMW	Tnbs1-Tnbs0	A	2	E8330LOW:ALL	Y	
W-PIT2-1935	DMW	Tnbs1-Tnbs0	S	2	E906:ALL	Y	
W-PIT2-1935	DMW	Tnbs1-Tnbs0	S	4	E906:ALL	Y	
W-PIT2-1935	DMW	Tnbs1-Tnbs0	A	2	MSOS:UISO	Y	
W-PIT2-1935	DMW	Tnbs1-Tnbs0	A	2	T26METALS:ALL	Y	
W-PIT2-2226	GW	Tnbs1-Tnbs0	S	2	AS:UISO	Y	
W-PIT2-2226	GW	Tnbs1-Tnbs0	S	4	AS:UISO	Y	
W-PIT2-2226	GW	Tnbs1-Tnbs0	S	2	E300.0:NO3	Y	
W-PIT2-2226	GW	Tnbs1-Tnbs0	S	4	E300.0:NO3	Y	
W-PIT2-2226	GW	Tnbs1-Tnbs0	Q	1	E300.0:PERC	Y	
W-PIT2-2226	GW	Tnbs1-Tnbs0	Q	2	E300.0:PERC	Y	
W-PIT2-2226	GW	Tnbs1-Tnbs0	Q	3	E300.0:PERC	N	Limited personnel availability due to COVID-19 pandemic
W-PIT2-2226	GW	Tnbs1-Tnbs0	Q	4	E300.0:PERC	Y	
W-PIT2-2226	GW	Tnbs1-Tnbs0	Q	1	E906:ALL	Y	
W-PIT2-2226	GW	Tnbs1-Tnbs0	Q	2	E906:ALL	Y	
W-PIT2-2226	GW	Tnbs1-Tnbs0	Q	3	E906:ALL	N	Limited personnel availability due to COVID-19 pandemic
W-PIT2-2226	GW	Tnbs1-Tnbs0	Q	4	E906:ALL	Y	
W-PIT2-2301	PTMW	Qal/WBR	A	2	E300.0:NO3	N	DRY
W-PIT2-2301	PTMW	Qal/WBR	S	2	E300.0:PERC	N	DRY
W-PIT2-2301	PTMW	Qal/WBR	S	4	E300.0:PERC	N	Insufficient water
W-PIT2-2301	PTMW	Qal/WBR	S	2	E906:ALL	N	DRY
W-PIT2-2301	PTMW	Qal/WBR	S	4	E906:ALL	N	Insufficient water
W-PIT2-2302	PTMW	Qal/WBR	A	2	E300.0:NO3	N	DRY
W-PIT2-2302	PTMW	Qal/WBR	S	2	E300.0:PERC	N	DRY
W-PIT2-2302	PTMW	Qal/WBR	S	4	E300.0:PERC	N	Insufficient water
W-PIT2-2302	PTMW	Qal/WBR	S	2	E906:ALL	N	DRY
W-PIT2-2302	PTMW	Qal/WBR	S	4	E906:ALL	N	Insufficient water
W-PIT2-2303	PTMW	Qal/WBR	A	2	E300.0:NO3	N	DRY
W-PIT2-2303	PTMW	Qal/WBR	S	2	E300.0:PERC	N	DRY
W-PIT2-2303	PTMW	Qal/WBR	S	4	E300.0:PERC	N	DRY
W-PIT2-2303	PTMW	Qal/WBR	S	2	E906:ALL	N	DRY
W-PIT2-2303	PTMW	Qal/WBR	S	4	E906:ALL	N	DRY

Appendix C. Ground and surface water sampling and analysis plan.

Sample Location	Location Type	Hydro Unit	Sampling Frequency	Sampling Quarter	Requested Analysis	Sampled Y/N	Comment
W-PIT2-2304	PTMW	Tnbs1-Tnbs0	A	2	AS:UISO	N	DRY
W-PIT2-2304	PTMW	Tnbs1-Tnbs0	A	2	E300.0:NO3	N	DRY
W-PIT2-2304	PTMW	Tnbs1-Tnbs0	S	2	E300.0:PERC	N	DRY
W-PIT2-2304	PTMW	Tnbs1-Tnbs0	S	4	E300.0:PERC	N	DRY
W-PIT2-2304	PTMW	Tnbs1-Tnbs0	S	2	E906:ALL	N	DRY
W-PIT2-2304	PTMW	Tnbs1-Tnbs0	S	4	E906:ALL	N	DRY
K7-01	DMW	Tnbs1-Tnbs0	A	2	ANIONS:FL	Y	
K7-01	DMW	Tnbs1-Tnbs0	A	2	E200.7:LI	Y	
K7-01	DMW	Tnbs1-Tnbs0	A	2	E300.0:NO3	Y	
K7-01	DMW	Tnbs1-Tnbs0	A	2	E300.0:PERC	Y	
K7-01	DMW	Tnbs1-Tnbs0	A	2	E624MOD:ALL	Y	
K7-01	DMW	Tnbs1-Tnbs0	A	2	E8082A:ALL	Y	
K7-01	DMW	Tnbs1-Tnbs0	A	2	E8330LOW:ALL	Y	
K7-01	DMW	Tnbs1-Tnbs0	S	2	E906:ALL	Y	
K7-01	DMW	Tnbs1-Tnbs0	S	4	E906:ALL	Y	
K7-01	DMW	Tnbs1-Tnbs0	A	2	MSOS:UISO	Y	
K7-01	DMW	Tnbs1-Tnbs0	A	2	T26METALS:ALL	Y	
K7-03	DMW	Tnbs1-Tnbs0	A	2	ANIONS:FL	Y	
K7-03	DMW	Tnbs1-Tnbs0	A	2	E200.7:LI	Y	
K7-03	DMW	Tnbs1-Tnbs0	A	2	E300.0:NO3	Y	
K7-03	DMW	Tnbs1-Tnbs0	A	2	E300.0:PERC	Y	
K7-03	DMW	Tnbs1-Tnbs0	A	2	E624MOD:ALL	Y	
K7-03	DMW	Tnbs1-Tnbs0	A	2	E8082A:ALL	Y	
K7-03	DMW	Tnbs1-Tnbs0	A	2	E8330LOW:ALL	Y	
K7-03	DMW	Tnbs1-Tnbs0	S	2	E906:ALL	Y	
K7-03	DMW	Tnbs1-Tnbs0	S	4	E906:ALL	Y	
K7-03	DMW	Tnbs1-Tnbs0	A	2	MSOS:UISO	Y	
K7-03	DMW	Tnbs1-Tnbs0	A	2	T26METALS:ALL	Y	
K7-06	DMW	Tnbs1-Tnbs0	A	2	ANIONS:FL	Y	
K7-06	DMW	Tnbs1-Tnbs0	A	2	AS:UISO	Y	
K7-06	DMW	Tnbs1-Tnbs0	A	2	E200.7:LI	Y	
K7-06	DMW	Tnbs1-Tnbs0	A	2	E300.0:NO3	Y	
K7-06	DMW	Tnbs1-Tnbs0	S	2	E300.0:PERC	Y	
K7-06	DMW	Tnbs1-Tnbs0	S	4	E300.0:PERC	Y	
K7-06	DMW	Tnbs1-Tnbs0	A	2	E624MOD:ALL	Y	
K7-06	DMW	Tnbs1-Tnbs0	A	2	E8082A:ALL	Y	
K7-06	DMW	Tnbs1-Tnbs0	A	2	E8330LOW:ALL	Y	
K7-06	DMW	Tnbs1-Tnbs0	S	2	E906:ALL	Y	
K7-06	DMW	Tnbs1-Tnbs0	S	4	E906:ALL	Y	
K7-06	DMW	Tnbs1-Tnbs0	A	2	T26METALS:ALL	Y	
K7-07	PTMW	Qal/WBR	A	2	AS:UISO	N	DRY
K7-07	PTMW	Qal/WBR	E	2	E300.0:NO3		To be sampled in 2022
K7-07	PTMW	Qal/WBR	A	2	E300.0:PERC	N	DRY
K7-07	PTMW	Qal/WBR	A	2	E624MOD:ALL	N	DRY
K7-07	PTMW	Qal/WBR	S	2	E906:ALL	N	DRY
K7-07	PTMW	Qal/WBR	S	4	E906:ALL	N	DRY
K7-09	DMW	Tnsc0	A	2	ANIONS:FL	N	Inadvertently missed - will be scheduled
K7-09	DMW	Tnsc0	A	2	AS:UISO	Y	
K7-09	DMW	Tnsc0	A	2	E200.7:LI	Y	
K7-09	DMW	Tnsc0	A	2	E300.0:NO3	Y	
K7-09	DMW	Tnsc0	S	2	E300.0:PERC	Y	
K7-09	DMW	Tnsc0	S	4	E300.0:PERC	Y	
K7-09	DMW	Tnsc0	A	2	E624MOD:ALL	Y	
K7-09	DMW	Tnsc0	A	2	E8082A:ALL	Y	
K7-09	DMW	Tnsc0	A	2	E8330LOW:ALL	Y	
K7-09	DMW	Tnsc0	S	2	E906:ALL	Y	
K7-09	DMW	Tnsc0	S	4	E906:ALL	Y	
K7-09	DMW	Tnsc0	A	2	T26METALS:ALL	Y	
K7-10	DMW	Tnbs1-Tnbs0	A	2	ANIONS:FL	Y	
K7-10	DMW	Tnbs1-Tnbs0	A	2	AS:UISO	Y	
K7-10	DMW	Tnbs1-Tnbs0	A	2	E200.7:LI	Y	
K7-10	DMW	Tnbs1-Tnbs0	A	2	E300.0:NO3	Y	
K7-10	DMW	Tnbs1-Tnbs0	A	2	E300.0:PERC	Y	
K7-10	DMW	Tnbs1-Tnbs0	A	2	E624MOD:ALL	Y	
K7-10	DMW	Tnbs1-Tnbs0	A	2	E8082A:ALL	Y	
K7-10	DMW	Tnbs1-Tnbs0	A	2	E8330LOW:ALL	Y	
K7-10	DMW	Tnbs1-Tnbs0	S	2	E906:ALL	Y	
K7-10	DMW	Tnbs1-Tnbs0	S	4	E906:ALL	Y	
K7-10	DMW	Tnbs1-Tnbs0	A	2	T26METALS:ALL	Y	
MUL2	SPR	NA	A	3	AS:UISO	N	Limited personnel availability due to COVID-19 pandemic
MUL2	SPR	NA	A	3	E300.0:NO3	N	Limited personnel availability due to COVID-19 pandemic
MUL2	SPR	NA	A	3	E300.0:PERC	N	Limited personnel availability due to COVID-19 pandemic
MUL2	SPR	NA	A	3	E906:ALL	N	Limited personnel availability due to COVID-19 pandemic
NC7-12	PTMW	Qal/WBR	A	2	AS:UISO	Y	
NC7-12	PTMW	Qal/WBR	E	2	E300.0:NO3		To be sampled in 2022
NC7-12	PTMW	Qal/WBR	A	2	E300.0:PERC	Y	
NC7-12	PTMW	Qal/WBR	A	2	E624MOD:ALL	Y	
NC7-12	PTMW	Qal/WBR	S	2	E906:ALL	Y	
NC7-12	PTMW	Qal/WBR	S	4	E906:ALL	Y	
NC7-12	PTMW	Qal/WBR	A	2	MSOS:UISO	Y	
NC7-16	PTMW	Qal/WBR	A	2	E300.0:NO3	N	DRY
NC7-16	PTMW	Qal/WBR	A	2	E300.0:PERC	N	DRY
NC7-16	PTMW	Qal/WBR	A	2	E624MOD:ALL	N	DRY
NC7-16	PTMW	Qal/WBR	S	2	E906:ALL	N	DRY
NC7-16	PTMW	Qal/WBR	S	4	E906:ALL	N	DRY
NC7-17	PTMW	Qal/WBR	A	2	AS:UISO	Y	
NC7-17	PTMW	Qal/WBR	A	2	E300.0:NO3	Y	
NC7-17	PTMW	Qal/WBR	E	2	E300.0:PERC		To be sampled in 2022
NC7-17	PTMW	Qal/WBR	A	2	E624MOD:ALL	Y	
NC7-17	PTMW	Qal/WBR	S	2	E906:ALL	Y	
NC7-17	PTMW	Qal/WBR	S	4	E906:ALL	N	No access to well location
NC7-18	PTMW	Qal/WBR	A	2	AS:UISO	N	Insufficient water
NC7-18	PTMW	Qal/WBR	A	2	E300.0:NO3	Y	

Appendix C. Ground and surface water sampling and analysis plan.

Sample Location	Location Type	Hydro Unit	Sampling Frequency	Sampling Quarter	Requested Analysis	Sampled Y/N	Comment
NC7-18	PTMW	Qal/WBR	A	2	E300.0:PERC	Y	
NC7-18	PTMW	Qal/WBR	A	2	E624MOD:ALL	Y	
NC7-18	PTMW	Qal/WBR	S	2	E906:ALL	N	Insufficient water
NC7-18	PTMW	Qal/WBR	S	4	E906:ALL	N	DRY
NC7-20	PTMW	Qal/WBR	A	2	AS:UISO	N	Insufficient water
NC7-20	PTMW	Qal/WBR	O	2	E300.0:NO3	Y	
NC7-20	PTMW	Qal/WBR	A	2	E300.0:PERC	Y	
NC7-20	PTMW	Qal/WBR	A	2	E624MOD:ALL	Y	
NC7-20	PTMW	Qal/WBR	S	2	E906:ALL	N	Insufficient water
NC7-20	PTMW	Qal/WBR	S	4	E906:ALL	Y	
NC7-21	PTMW	Qal/WBR	A	2	AS:UISO	N	DRY
NC7-21	PTMW	Qal/WBR	A	2	E300.0:NO3	N	DRY
NC7-21	PTMW	Qal/WBR	A	2	E300.0:PERC	N	DRY
NC7-21	PTMW	Qal/WBR	A	2	E624MOD:ALL	N	DRY
NC7-21	PTMW	Qal/WBR	S	2	E906:ALL	N	DRY
NC7-21	PTMW	Qal/WBR	S	4	E906:ALL	Y	
NC7-22	PTMW	Qal/WBR	A	2	AS:UISO	N	DRY
NC7-22	PTMW	Qal/WBR	A	2	E300.0:NO3	N	DRY
NC7-22	PTMW	Qal/WBR	A	2	E300.0:PERC	N	DRY
NC7-22	PTMW	Qal/WBR	A	2	E624MOD:ALL	N	DRY
NC7-22	PTMW	Qal/WBR	S	2	E906:ALL	N	DRY
NC7-22	PTMW	Qal/WBR	S	4	E906:ALL	N	DRY
NC7-24	PTMW	Qal/WBR	A	2	AS:UISO	N	DRY
NC7-24	PTMW	Qal/WBR	A	2	E300.0:NO3	N	DRY
NC7-24	PTMW	Qal/WBR	A	2	E300.0:PERC	N	DRY
NC7-24	PTMW	Qal/WBR	S	2	E906:ALL	N	DRY
NC7-24	PTMW	Qal/WBR	S	4	E906:ALL	N	DRY
NC7-25	EW	Tnbs1-Tnbs0	S	2	AS:UISO	Y	
NC7-25	EW	Tnbs1-Tnbs0	S	4	AS:UISO	Y	
NC7-25	EW	Tnbs1-Tnbs0	A	2	E300.0:NO3	Y	
NC7-25	EW	Tnbs1-Tnbs0	A	2	E300.0:PERC	Y	
NC7-25	EW	Tnbs1-Tnbs0	A	4	E300.0:PERC	Y	
NC7-25	EW	Tnbs1-Tnbs0	A	2	E624MOD:ALL	Y	
NC7-25	EW	Tnbs1-Tnbs0	A	4	E624MOD:ALL	Y	
NC7-25	EW	Tnbs1-Tnbs0	S	2	E906:ALL	Y	
NC7-25	EW	Tnbs1-Tnbs0	S	4	E906:ALL	Y	
NC7-25	EW	Tnbs1-Tnbs0	A	4	MSOS:UISO	Y	
NC7-26	DMW	Tnbs1-Tnbs0	A	2	ANIONS:FL	Y	
NC7-26	DMW	Tnbs1-Tnbs0	A	2	E200.7:LI	Y	
NC7-26	DMW	Tnbs1-Tnbs0	A	2	E300.0:NO3	Y	
NC7-26	DMW	Tnbs1-Tnbs0	A	2	E300.0:PERC	Y	
NC7-26	DMW	Tnbs1-Tnbs0	A	2	E624MOD:ALL	Y	
NC7-26	DMW	Tnbs1-Tnbs0	A	2	E8082A:ALL	Y	
NC7-26	DMW	Tnbs1-Tnbs0	A	2	E8330LOW:ALL	Y	
NC7-26	DMW	Tnbs1-Tnbs0	S	2	E906:ALL	Y	
NC7-26	DMW	Tnbs1-Tnbs0	S	4	E906:ALL	N	No access to well location
NC7-26	DMW	Tnbs1-Tnbs0	A	2	MSOS:UISO	Y	
NC7-26	DMW	Tnbs1-Tnbs0	A	2	T26METALS:ALL	Y	
NC7-34	PTMW	Qal/WBR	A	2	AS:UISO	Y	
NC7-34	PTMW	Qal/WBR	A	2	E300.0:NO3	Y	
NC7-34	PTMW	Qal/WBR	A	2	E300.0:PERC	Y	
NC7-34	PTMW	Qal/WBR	A	2	E624MOD:ALL	Y	
NC7-34	PTMW	Qal/WBR	S	2	E906:ALL	Y	
NC7-34	PTMW	Qal/WBR	S	4	E906:ALL	N	Insufficient water
NC7-36	PTMW	Tnbs1-Tnbs0	A	2	AS:UISO	Y	
NC7-36	PTMW	Tnbs1-Tnbs0	A	2	E300.0:NO3	Y	
NC7-36	PTMW	Tnbs1-Tnbs0	A	2	E300.0:PERC	Y	
NC7-36	PTMW	Tnbs1-Tnbs0	A	2	E624MOD:ALL	Y	
NC7-36	PTMW	Tnbs1-Tnbs0	S	2	E906:ALL	Y	
NC7-36	PTMW	Tnbs1-Tnbs0	S	4	E906:ALL	N	DRY
NC7-37	PTMW	Qal/WBR	A	2	AS:UISO	N	DRY
NC7-37	PTMW	Qal/WBR	A	2	E300.0:NO3	N	DRY
NC7-37	PTMW	Qal/WBR	A	2	E300.0:PERC	N	DRY
NC7-37	PTMW	Qal/WBR	A	2	E624MOD:ALL	N	DRY
NC7-37	PTMW	Qal/WBR	S	2	E906:ALL	N	DRY
NC7-37	PTMW	Qal/WBR	S	4	E906:ALL	N	DRY
NC7-40	PTMW	Qal/WBR	A	2	E300.0:NO3	Y	
NC7-40	PTMW	Qal/WBR	A	2	E300.0:PERC	Y	
NC7-40	PTMW	Qal/WBR	A	2	E624MOD:ALL	Y	
NC7-40	PTMW	Qal/WBR	S	1	E906:ALL	Y	
NC7-40	PTMW	Qal/WBR	S	2	E906:ALL	Y	
NC7-40	PTMW	Qal/WBR	S	4	E906:ALL	N	DRY
NC7-40	PTMW	Qal/WBR	Q	1	MSOS:UISO	Y	
NC7-40	PTMW	Qal/WBR	Q	2	MSOS:UISO	Y	
NC7-47	DMW	Tnbs1-Tnbs0	A	2	ANIONS:FL	Y	
NC7-47	DMW	Tnbs1-Tnbs0	A	2	AS:UISO	Y	
NC7-47	DMW	Tnbs1-Tnbs0	A	2	E200.7:LI	Y	
NC7-47	DMW	Tnbs1-Tnbs0	A	2	E300.0:NO3	Y	
NC7-47	DMW	Tnbs1-Tnbs0	A	2	E300.0:PERC	Y	
NC7-47	DMW	Tnbs1-Tnbs0	A	2	E624MOD:ALL	Y	
NC7-47	DMW	Tnbs1-Tnbs0	A	2	E8082A:ALL	Y	
NC7-47	DMW	Tnbs1-Tnbs0	A	2	E8330LOW:ALL	Y	
NC7-47	DMW	Tnbs1-Tnbs0	A	2	E906:ALL	Y	
NC7-47	DMW	Tnbs1-Tnbs0	A	2	T26METALS:ALL	Y	
NC7-48	DMW	Qal/WBR	A	2	ANIONS:FL	Y	
NC7-48	DMW	Qal/WBR	A	2	E200.7:LI	Y	
NC7-48	DMW	Qal/WBR	A	2	E300.0:NO3	Y	
NC7-48	DMW	Qal/WBR	A	2	E300.0:PERC	Y	
NC7-48	DMW	Qal/WBR	A	2	E624MOD:ALL	Y	
NC7-48	DMW	Qal/WBR	A	2	E8082A:ALL	Y	
NC7-48	DMW	Qal/WBR	A	2	E8330LOW:ALL	Y	
NC7-48	DMW	Qal/WBR	S	2	E906:ALL	Y	
NC7-48	DMW	Qal/WBR	S	4	E906:ALL	Y	

Appendix C. Ground and surface water sampling and analysis plan.

Sample Location	Location Type	Hydro Unit	Sampling Frequency	Sampling Quarter	Requested Analysis	Sampled Y/N	Comment
NC7-48	DMW	Qal/WBR	A	2	MSOS:UISO	Y	
NC7-48	DMW	Qal/WBR	A	2	T26METALS:ALL	Y	
NC7-49A	PTMW	Qal/WBR	A	2	AS:UISO	Y	
NC7-49A	PTMW	Qal/WBR	E	2	E300.0:NO3		To be sampled in 2022
NC7-49A	PTMW	Qal/WBR	E	2	E300.0:PERC		To be sampled in 2022
NC7-49A	PTMW	Qal/WBR	S	2	E906:ALL	Y	
NC7-49A	PTMW	Qal/WBR	S	4	E906:ALL	Y	
NC7-51	PTMW	Qal/WBR	A	2	E300.0:NO3	Y	
NC7-51	PTMW	Qal/WBR	A	2	E300.0:PERC	Y	
NC7-51	PTMW	Qal/WBR	A	2	E624MOD:ALL	Y	
NC7-51	PTMW	Qal/WBR	S	1	E906:ALL	Y	
NC7-51	PTMW	Qal/WBR	S	2	E906:ALL	Y	
NC7-51	PTMW	Qal/WBR	S	4	E906:ALL	N	Insufficient water
NC7-51	PTMW	Qal/WBR	Q	1	MSOS:UISO	Y	
NC7-51	PTMW	Qal/WBR	A	2	MSOS:UISO	Y	
NC7-52	PTMW	Tnbs1-Tnbs0	A	2	AS:UISO	Y	
NC7-52	PTMW	Tnbs1-Tnbs0	A	2	E300.0:NO3	Y	
NC7-52	PTMW	Tnbs1-Tnbs0	A	2	E300.0:PERC	Y	
NC7-52	PTMW	Tnbs1-Tnbs0	A	2	E624MOD:ALL	Y	
NC7-52	PTMW	Tnbs1-Tnbs0	S	1	E906:ALL	Y	
NC7-52	PTMW	Tnbs1-Tnbs0	S	3	E906:ALL	N	Limited personnel availability due to COVID-19 pandemic
NC7-53	PTMW	Qal/WBR	A	2	AS:UISO	Y	
NC7-53	PTMW	Qal/WBR	O	2	E300.0:NO3	Y	
NC7-53	PTMW	Qal/WBR	O	2	E300.0:PERC	Y	
NC7-53	PTMW	Qal/WBR	O	2	E906:ALL	Y	
NC7-63	PTMW	Qal/WBR	A	2	E300.0:NO3	N	DRY
NC7-63	PTMW	Qal/WBR	A	2	E300.0:PERC	N	DRY
NC7-63	PTMW	Qal/WBR	A	2	E624MOD:ALL	N	DRY
NC7-63	PTMW	Qal/WBR	S	2	E906:ALL	N	DRY
NC7-63	PTMW	Qal/WBR	S	4	E906:ALL	N	DRY
NC7-64	EW	Qal/WBR	S	2	AS:UISO	Y	
NC7-64	EW	Qal/WBR	S	4	AS:UISO	Y	
NC7-64	EW	Qal/WBR	A	2	E300.0:NO3	Y	
NC7-64	EW	Qal/WBR	A	2	E300.0:PERC	Y	
NC7-64	EW	Qal/WBR	A	4	E300.0:PERC	Y	
NC7-64	EW	Qal/WBR	A	2	E624MOD:ALL	Y	
NC7-64	EW	Qal/WBR	A	4	E624MOD:ALL	Y	
NC7-64	EW	Qal/WBR	S	2	E906:ALL	Y	
NC7-64	EW	Qal/WBR	S	4	E906:ALL	Y	
NC7-64	EW	Qal/WBR	A	4	MSOS:UISO	Y	
NC7-65	PTMW	Tnsc0	A	2	AS:UISO	Y	
NC7-65	PTMW	Tnsc0	A	2	E300.0:NO3	Y	
NC7-65	PTMW	Tnsc0	A	2	E300.0:PERC	Y	
NC7-65	PTMW	Tnsc0	A	2	E624MOD:ALL	Y	
NC7-65	PTMW	Tnsc0	S	2	E906:ALL	Y	
NC7-65	PTMW	Tnsc0	S	4	E906:ALL	Y	
NC7-65	PTMW	Tnsc0	A	2	MSOS:UISO	Y	
NC7-67	PTMW	Tnsc0	A	2	AS:UISO	Y	
NC7-67	PTMW	Tnsc0	A	2	E300.0:NO3	Y	
NC7-67	PTMW	Tnsc0	A	2	E300.0:PERC	Y	
NC7-67	PTMW	Tnsc0	A	2	E624MOD:ALL	Y	
NC7-67	PTMW	Tnsc0	S	2	E906:ALL	Y	
NC7-67	PTMW	Tnsc0	S	4	E906:ALL	Y	
NC7-68	PTMW	Tnbs1-Tnbs0	A	2	AS:UISO	Y	
NC7-68	PTMW	Tnbs1-Tnbs0	A	2	E300.0:NO3	Y	
NC7-68	PTMW	Tnbs1-Tnbs0	A	2	E300.0:PERC	Y	
NC7-68	PTMW	Tnbs1-Tnbs0	S	2	E906:ALL	Y	
NC7-68	PTMW	Tnbs1-Tnbs0	S	4	E906:ALL	Y	
NC7-75	PTMW	Tnsc0	A	2	AS:UISO	Y	
NC7-75	PTMW	Tnsc0	A	2	E300.0:NO3	Y	
NC7-75	PTMW	Tnsc0	S	2	E300.0:PERC	Y	
NC7-75	PTMW	Tnsc0	S	4	E300.0:PERC	Y	
NC7-75	PTMW	Tnsc0	A	2	E624MOD:ALL	Y	
NC7-75	PTMW	Tnsc0	S	2	E906:ALL	Y	
NC7-75	PTMW	Tnsc0	S	4	E906:ALL	Y	
NC7-76	PTMW	Qal/WBR	A	2	AS:UISO	N	No well access for sampling or measurement
NC7-76	PTMW	Qal/WBR	O	2	E300.0:NO3	N	No well access for sampling or measurement
NC7-76	PTMW	Qal/WBR	A	2	E300.0:PERC	N	No well access for sampling or measurement
NC7-76	PTMW	Qal/WBR	S	2	E906:ALL	N	No well access for sampling or measurement
NC7-76	PTMW	Qal/WBR	S	4	E906:ALL	N	DRY
W-865-01	PTMW	Tnbs1-Tnbs0	A	1	E300.0:NO3	Y	
W-865-01	PTMW	Tnbs1-Tnbs0	A	1	E300.0:PERC	Y	
W-865-01	PTMW	Tnbs1-Tnbs0	S	1	E624MOD:ALL	Y	
W-865-01	PTMW	Tnbs1-Tnbs0	S	1	E906:ALL	Y	
W-865-01	PTMW	Tnbs1-Tnbs0	S	3	E906:ALL	N	Limited personnel availability due to COVID-19 pandemic
W-865-01	PTMW	Tnbs1-Tnbs0	A	1	T26METALS:ALL	Y	
W-865-03	PTMW	Tnbs1-Tnbs0	A	1	E300.0:NO3	Y	
W-865-03	PTMW	Tnbs1-Tnbs0	A	1	E300.0:PERC	Y	
W-865-03	PTMW	Tnbs1-Tnbs0	A	1	E906:ALL	Y	
W-865-04	PTMW	Tnbs1-Tnbs0	S	1	E300.0:NO3	Y	
W-865-04	PTMW	Tnbs1-Tnbs0	S	1	E624MOD:ALL	Y	
W-865-1804	PTMW	Tnbs1-Tnbs0	E	1	E300.0:NO3		To be sampled in 2022
W-865-1804	PTMW	Tnbs1-Tnbs0	A	1	E300.0:PERC	Y	
W-865-1804	PTMW	Tnbs1-Tnbs0	S	1	E624MOD:ALL	Y	
W-865-1804	PTMW	Tnbs1-Tnbs0	S	1	E906:ALL	Y	
W-865-1804	PTMW	Tnbs1-Tnbs0	S	3	E906:ALL	N	Limited personnel availability due to COVID-19 pandemic
W-PIT3-01	PTMW	Qal/WBR	A	2	E300.0:NO3	N	DRY
W-PIT3-01	PTMW	Qal/WBR	A	2	E300.0:PERC	N	DRY
W-PIT3-01	PTMW	Qal/WBR	S	2	E906:ALL	N	DRY
W-PIT3-01	PTMW	Qal/WBR	S	4	E906:ALL	N	DRY
W-PIT3-02	PTMW	Qal/WBR	A	2	AS:UISO	N	DRY
W-PIT3-02	PTMW	Qal/WBR	A	2	E300.0:NO3	N	DRY
W-PIT3-02	PTMW	Qal/WBR	A	2	E300.0:PERC	N	DRY

Appendix C. Ground and surface water sampling and analysis plan.

Sample Location	Location Type	Hydro Unit	Sampling Frequency	Sampling Quarter	Requested Analysis	Sampled Y/N	Comment
W-PIT3-02	PTMW	Qal/WBR	S	2	E906:ALL	N	DRY
W-PIT3-02	PTMW	Qal/WBR	S	4	E906:ALL	N	DRY
W-PIT5-01	PTMW	Qal/WBR	A	2	AS:UISO	N	DRY
W-PIT5-01	PTMW	Qal/WBR	A	2	E300.0:NO3	N	DRY
W-PIT5-01	PTMW	Qal/WBR	A	2	E300.0:PERC	N	DRY
W-PIT5-01	PTMW	Qal/WBR	S	2	E906:ALL	N	DRY
W-PIT5-01	PTMW	Qal/WBR	S	4	E906:ALL	N	DRY
W-PIT5-02	PTMW	Qal/WBR	A	2	AS:UISO	N	DRY
W-PIT5-02	PTMW	Qal/WBR	A	2	E300.0:NO3	N	DRY
W-PIT5-02	PTMW	Qal/WBR	A	2	E300.0:PERC	N	DRY
W-PIT5-02	PTMW	Qal/WBR	S	2	E906:ALL	N	DRY
W-PIT5-02	PTMW	Qal/WBR	S	4	E906:ALL	N	DRY
W-PIT7-02	PTMW	Qal/WBR	A	2	AS:UISO	Y	
W-PIT7-02	PTMW	Qal/WBR	A	2	E300.0:NO3	Y	
W-PIT7-02	PTMW	Qal/WBR	A	2	E300.0:PERC	Y	
W-PIT7-02	PTMW	Qal/WBR	S	1	E906:ALL	Y	
W-PIT7-02	PTMW	Qal/WBR	S	3	E906:ALL	N	Limited personnel availability due to COVID-19 pandemic
W-PIT7-03	PTMW	Qal/WBR	A	2	AS:UISO	Y	
W-PIT7-03	PTMW	Qal/WBR	A	2	E300.0:NO3	Y	
W-PIT7-03	PTMW	Qal/WBR	A	2	E300.0:PERC	Y	
W-PIT7-03	PTMW	Qal/WBR	S	2	E624MOD:ALL	Y	
W-PIT7-03	PTMW	Qal/WBR	S	4	E624MOD:ALL	Y	
W-PIT7-03	PTMW	Qal/WBR	A	1	E906:ALL	Y	
W-PIT7-10	PTMW	Qal/WBR	A	2	AS:UISO	Y	
W-PIT7-10	PTMW	Qal/WBR	A	2	E300.0:NO3	Y	
W-PIT7-10	PTMW	Qal/WBR	A	2	E300.0:PERC	Y	
W-PIT7-10	PTMW	Qal/WBR	A	2	E624MOD:ALL	Y	
W-PIT7-10	PTMW	Qal/WBR	S	2	E906:ALL	Y	
W-PIT7-10	PTMW	Qal/WBR	S	4	E906:ALL	Y	
W-PIT7-11	PTMW	Tnbs1-Tnbs0	A	2	AS:UISO	N	DRY
W-PIT7-11	PTMW	Tnbs1-Tnbs0	A	2	E300.0:NO3	N	DRY
W-PIT7-11	PTMW	Tnbs1-Tnbs0	A	2	E300.0:PERC	N	DRY
W-PIT7-11	PTMW	Tnbs1-Tnbs0	A	2	E624MOD:ALL	N	DRY
W-PIT7-11	PTMW	Tnbs1-Tnbs0	S	2	E906:ALL	N	DRY
W-PIT7-11	PTMW	Tnbs1-Tnbs0	S	4	E906:ALL	N	DRY
W-PIT7-12	PTMW	Tnbs1-Tnbs0	O	2	AS:UISO	Y	
W-PIT7-12	PTMW	Tnbs1-Tnbs0	A	2	E300.0:NO3	Y	
W-PIT7-12	PTMW	Tnbs1-Tnbs0	A	2	E300.0:PERC	Y	
W-PIT7-12	PTMW	Tnbs1-Tnbs0	A	4	E300.0:PERC	Y	
W-PIT7-12	PTMW	Tnbs1-Tnbs0	A	2	E624MOD:ALL	Y	
W-PIT7-12	PTMW	Tnbs1-Tnbs0	S	2	E906:ALL	Y	
W-PIT7-12	PTMW	Tnbs1-Tnbs0	S	4	E906:ALL	Y	
W-PIT7-13	PTMW	Tnbs1-Tnbs0	A	2	AS:UISO	Y	
W-PIT7-13	PTMW	Tnbs1-Tnbs0	A	2	E300.0:NO3	Y	
W-PIT7-13	PTMW	Tnbs1-Tnbs0	A	2	E300.0:PERC	N	Analytical laboratory issue
W-PIT7-13	PTMW	Tnbs1-Tnbs0	A	2	E624MOD:ALL	Y	
W-PIT7-13	PTMW	Tnbs1-Tnbs0	S	2	E906:ALL	Y	
W-PIT7-13	PTMW	Tnbs1-Tnbs0	S	4	E906:ALL	Y	
W-PIT7-14	PTMW	Tnsc0	O	2	AS:UISO	Y	
W-PIT7-14	PTMW	Tnsc0	A	2	E300.0:PERC	Y	
W-PIT7-14	PTMW	Tnsc0	A	2	E906:ALL	Y	
W-PIT7-14	PTMW	Tnsc0	A	2	MSOS:UISO	Y	
W-PIT7-15	PTMW	Tnbs1-Tnbs0	A	2	E300.0:NO3	Y	
W-PIT7-15	PTMW	Tnbs1-Tnbs0	A	2	E300.0:PERC	Y	
W-PIT7-15	PTMW	Tnbs1-Tnbs0	S	2	E906:ALL	Y	
W-PIT7-15	PTMW	Tnbs1-Tnbs0	S	4	E906:ALL	N	No access to well location
W-PIT7-15	PTMW	Tnbs1-Tnbs0	A	2	MSOS:UISO	Y	
W-PIT7-1860	PTMW	Tnbs1-Tnbs0	E	2	E300.0:PERC		To be sampled in 2022
W-PIT7-1860	PTMW	Tnbs1-Tnbs0	E	2	E906:ALL		To be sampled in 2022
W-PIT7-1861	PTMW	Qal/WBR	O	2	AS:UISO	N	No access to well location
W-PIT7-1861	PTMW	Qal/WBR	O	2	E300.0:NO3	N	No access to well location
W-PIT7-1861	PTMW	Qal/WBR	O	2	E300.0:PERC	N	No access to well location
W-PIT7-1861	PTMW	Qal/WBR	O	2	E906:ALL	N	No access to well location
W-PIT7-1907	PTMW	Qal/WBR	A	2	AS:UISO	Y	
W-PIT7-1907	PTMW	Qal/WBR	A	2	E300.0:O-PO2	Y	
W-PIT7-1915	PTMW	Qal/WBR	A	2	AS:UISO	Y	
W-PIT7-1915	PTMW	Qal/WBR	A	2	E300.0:O-PO2	Y	
W-PIT7-1917	PTMW	Qal/WBR	A	2	AS:UISO	Y	
W-PIT7-1917	PTMW	Qal/WBR	A	2	E300.0:O-PO2	Y	
W-PIT7-1918	PTMW	Qal/WBR	A	2	E300.0:NO3	Y	
W-PIT7-1918	PTMW	Qal/WBR	A	2	E300.0:O-PO2	Y	
W-PIT7-1918	PTMW	Qal/WBR	A	2	E300.0:PERC	Y	
W-PIT7-1918	PTMW	Qal/WBR	A	4	E300.0:PERC	Y	
W-PIT7-1918	PTMW	Qal/WBR	A	2	E624MOD:ALL	Y	
W-PIT7-1918	PTMW	Qal/WBR	A	4	E624MOD:ALL	Y	
W-PIT7-1918	PTMW	Qal/WBR	S	2	E906:ALL	Y	
W-PIT7-1918	PTMW	Qal/WBR	S	4	E906:ALL	Y	
W-PIT7-1918	PTMW	Qal/WBR	A	2	MSOS:UISO	Y	
W-PIT7-2141	PTMW	Tnbs1-Tnbs0	A	2	E300.0:NO3	Y	
W-PIT7-2141	PTMW	Tnbs1-Tnbs0	S	2	E300.0:PERC	Y	
W-PIT7-2141	PTMW	Tnbs1-Tnbs0	A	4	E300.0:PERC	Y	
W-PIT7-2141	PTMW	Tnbs1-Tnbs0	S	4	E300.0:PERC	Y	
W-PIT7-2141	PTMW	Tnbs1-Tnbs0	S	2	E906:ALL	Y	
W-PIT7-2141	PTMW	Tnbs1-Tnbs0	S	4	E906:ALL	Y	
W-PIT7-2141	PTMW	Tnbs1-Tnbs0	A	2	MSOS:UISO	Y	
W-PIT7-2305	EW	Qal/WBR	S	1	AS:UISO	Y	
W-PIT7-2305	EW	Qal/WBR	S	2	AS:UISO	Y	
W-PIT7-2305	EW	Qal/WBR	S	3	AS:UISO	Y	
W-PIT7-2305	EW	Qal/WBR	S	4	AS:UISO	Y	
W-PIT7-2305	EW	Qal/WBR	A	2	E300.0:NO3	Y	
W-PIT7-2305	EW	Qal/WBR	A	4	E300.0:NO3	Y	
W-PIT7-2305	EW	Qal/WBR	A	2	E300.0:PERC	Y	
W-PIT7-2305	EW	Qal/WBR	A	4	E300.0:PERC	Y	

Appendix C. Ground and surface water sampling and analysis plan.

Sample Location	Location Type	Hydro Unit	Sampling Frequency	Sampling Quarter	Requested Analysis	Sampled Y/N	Comment
W-PIT7-2305	EW	Qal/WBR	A	2	E624MOD:ALL	Y	
W-PIT7-2305	EW	Qal/WBR	A	4	E624MOD:ALL	Y	
W-PIT7-2305	EW	Qal/WBR	S	1	E906:ALL	Y	
W-PIT7-2305	EW	Qal/WBR	S	2	E906:ALL	Y	
W-PIT7-2305	EW	Qal/WBR	S	3	E906:ALL	Y	
W-PIT7-2305	EW	Qal/WBR	S	4	E906:ALL	Y	
W-PIT7-2305	EW	Qal/WBR	A	4	MSOS:UISO	Y	
W-PIT7-2306	EW	Qal/WBR	S	1	AS:UISO	N	DRY
W-PIT7-2306	EW	Qal/WBR	S	2	AS:UISO	N	No well access for sampling or measurement
W-PIT7-2306	EW	Qal/WBR	S	3	AS:UISO	N	DRY
W-PIT7-2306	EW	Qal/WBR	S	4	AS:UISO	N	Insufficient water
W-PIT7-2306	EW	Qal/WBR	A	1	E300.0:NO3	N	DRY
W-PIT7-2306	EW	Qal/WBR	A	2	E300.0:NO3	N	No well access for sampling or measurement
W-PIT7-2306	EW	Qal/WBR	A	2	E300.0:PERC	N	No well access for sampling or measurement
W-PIT7-2306	EW	Qal/WBR	A	4	E300.0:PERC	N	Insufficient water
W-PIT7-2306	EW	Qal/WBR	A	2	E624MOD:ALL	N	No well access for sampling or measurement
W-PIT7-2306	EW	Qal/WBR	A	4	E624MOD:ALL	N	Insufficient water
W-PIT7-2306	EW	Qal/WBR	S	1	E906:ALL	N	DRY
W-PIT7-2306	EW	Qal/WBR	S	2	E906:ALL	N	No well access for sampling or measurement
W-PIT7-2306	EW	Qal/WBR	S	3	E906:ALL	N	DRY
W-PIT7-2306	EW	Qal/WBR	S	4	E906:ALL	N	Insufficient water
W-PIT7-2306	EW	Qal/WBR	A	4	MSOS:UISO	N	Insufficient water
W-PIT7-2307	EW	Qal/WBR	S	1	AS:UISO	Y	
W-PIT7-2307	EW	Qal/WBR	S	2	AS:UISO	Y	
W-PIT7-2307	EW	Qal/WBR	S	3	AS:UISO	Y	
W-PIT7-2307	EW	Qal/WBR	S	4	AS:UISO	Y	
W-PIT7-2307	EW	Qal/WBR	A	2	E300.0:NO3	Y	
W-PIT7-2307	EW	Qal/WBR	A	4	E300.0:NO3	Y	
W-PIT7-2307	EW	Qal/WBR	A	2	E300.0:PERC	Y	
W-PIT7-2307	EW	Qal/WBR	A	4	E300.0:PERC	Y	
W-PIT7-2307	EW	Qal/WBR	A	2	E624MOD:ALL	Y	
W-PIT7-2307	EW	Qal/WBR	A	4	E624MOD:ALL	Y	
W-PIT7-2307	EW	Qal/WBR	S	1	E906:ALL	Y	
W-PIT7-2307	EW	Qal/WBR	S	2	E906:ALL	Y	
W-PIT7-2307	EW	Qal/WBR	S	3	E906:ALL	Y	
W-PIT7-2307	EW	Qal/WBR	S	4	E906:ALL	Y	
W-PIT7-2307	EW	Qal/WBR	A	4	MSOS:UISO	Y	
W-PIT7-2309	PTMW	Qal/WBR	A	2	E300.0:NO3	N	DRY
W-PIT7-2309	PTMW	Qal/WBR	A	2	E300.0:PERC	N	DRY
W-PIT7-2309	PTMW	Qal/WBR	A	2	E624MOD:ALL	N	DRY
W-PIT7-2309	PTMW	Qal/WBR	S	2	E906:ALL	N	DRY
W-PIT7-2309	PTMW	Qal/WBR	S	4	E906:ALL	N	DRY
W-PIT7-2703	PTMW	Qal/WBR	S	1	AS:UISO	Y	
W-PIT7-2703	PTMW	Qal/WBR	S	2	AS:UISO	Y	
W-PIT7-2703	PTMW	Qal/WBR	S	3	AS:UISO	Y	
W-PIT7-2703	PTMW	Qal/WBR	S	4	AS:UISO	Y	
W-PIT7-2703	PTMW	Qal/WBR	A	1	E300.0:NO3	Y	
W-PIT7-2703	PTMW	Qal/WBR	A	2	E300.0:NO3	Y	
W-PIT7-2703	PTMW	Qal/WBR	A	2	E300.0:PERC	Y	
W-PIT7-2703	PTMW	Qal/WBR	A	4	E300.0:PERC	Y	
W-PIT7-2703	PTMW	Qal/WBR	A	2	E624MOD:ALL	Y	
W-PIT7-2703	PTMW	Qal/WBR	A	4	E624MOD:ALL	Y	
W-PIT7-2703	PTMW	Qal/WBR	S	1	E906:ALL	Y	
W-PIT7-2703	PTMW	Qal/WBR	S	2	E906:ALL	Y	
W-PIT7-2703	PTMW	Qal/WBR	S	3	E906:ALL	Y	
W-PIT7-2703	PTMW	Qal/WBR	S	4	E906:ALL	Y	
W-PIT7-2703	PTMW	Qal/WBR	A	4	MSOS:UISO	Y	
W-PIT7-2704	PTMW	Qal/WBR	S	1	AS:UISO	Y	
W-PIT7-2704	PTMW	Qal/WBR	S	2	AS:UISO	Y	
W-PIT7-2704	PTMW	Qal/WBR	S	3	AS:UISO	Y	
W-PIT7-2704	PTMW	Qal/WBR	S	4	AS:UISO	N	Insufficient water
W-PIT7-2704	PTMW	Qal/WBR	A	2	E300.0:NO3	Y	
W-PIT7-2704	PTMW	Qal/WBR	A	4	E300.0:NO3	N	Insufficient water
W-PIT7-2704	PTMW	Qal/WBR	A	2	E300.0:PERC	Y	
W-PIT7-2704	PTMW	Qal/WBR	A	4	E300.0:PERC	N	Insufficient water
W-PIT7-2704	PTMW	Qal/WBR	A	2	E624MOD:ALL	Y	
W-PIT7-2704	PTMW	Qal/WBR	A	4	E624MOD:ALL	N	Insufficient water
W-PIT7-2704	PTMW	Qal/WBR	S	1	E906:ALL	Y	
W-PIT7-2704	PTMW	Qal/WBR	S	2	E906:ALL	Y	
W-PIT7-2704	PTMW	Qal/WBR	S	3	E906:ALL	Y	
W-PIT7-2704	PTMW	Qal/WBR	S	4	E906:ALL	N	Insufficient water
W-PIT7-2704	PTMW	Qal/WBR	A	4	MSOS:UISO	N	Insufficient water
W-PIT7-2705	PTMW	Qal/WBR	S	1	AS:UISO	Y	
W-PIT7-2705	PTMW	Qal/WBR	S	2	AS:UISO	Y	
W-PIT7-2705	PTMW	Qal/WBR	S	3	AS:UISO	Y	
W-PIT7-2705	PTMW	Qal/WBR	S	4	AS:UISO	Y	
W-PIT7-2705	PTMW	Qal/WBR	A	1	E300.0:NO3	Y	
W-PIT7-2705	PTMW	Qal/WBR	A	2	E300.0:NO3	Y	
W-PIT7-2705	PTMW	Qal/WBR	A	2	E300.0:PERC	Y	
W-PIT7-2705	PTMW	Qal/WBR	A	4	E300.0:PERC	Y	
W-PIT7-2705	PTMW	Qal/WBR	A	2	E624MOD:ALL	Y	
W-PIT7-2705	PTMW	Qal/WBR	A	4	E624MOD:ALL	Y	
W-PIT7-2705	PTMW	Qal/WBR	S	1	E906:ALL	Y	
W-PIT7-2705	PTMW	Qal/WBR	S	2	E906:ALL	Y	
W-PIT7-2705	PTMW	Qal/WBR	S	3	E906:ALL	Y	
W-PIT7-2705	PTMW	Qal/WBR	S	4	E906:ALL	Y	
W-PIT7-2705	PTMW	Qal/WBR	A	4	MSOS:UISO	Y	
SPRING10	SPR	Tnbs1-Tnsc0	S	2	E300.0:NO3	N	DRY
SPRING10	SPR	Tnbs1-Tnsc0	S	4	E300.0:NO3	N	DRY
SPRING10	SPR	Tnbs1-Tnsc0	S	2	E300.0:PERC	N	DRY
SPRING10	SPR	Tnbs1-Tnsc0	S	4	E300.0:PERC	N	DRY
SPRING10	SPR	Tnbs1-Tnsc0	S	2	E624MOD:ALL	N	DRY
SPRING10	SPR	Tnbs1-Tnsc0	S	4	E624MOD:ALL	N	DRY

Appendix C. Ground and surface water sampling and analysis plan.

Sample Location	Location Type	Hydro Unit	Sampling Frequency	Sampling Quarter	Requested Analysis	Sampled Y/N	Comment
SPRING11	SPR	Tnbs1-Tnsc0	S	2	E300.0:NO3	N	DRY
SPRING11	SPR	Tnbs1-Tnsc0	S	4	E300.0:NO3	N	DRY
SPRING11	SPR	Tnbs1-Tnsc0	S	2	E300.0:PERC	N	DRY
SPRING11	SPR	Tnbs1-Tnsc0	S	4	E300.0:PERC	N	DRY
SPRING11	SPR	Tnbs1-Tnsc0	S	2	E624MOD:ALL	N	DRY
SPRING11	SPR	Tnbs1-Tnsc0	S	4	E624MOD:ALL	N	DRY
W-854-01	PTMW	Tnsc0	A	2	E300.0:NO3	Y	
W-854-01	PTMW	Tnsc0	S	2	E300.0:PERC	Y	
W-854-01	PTMW	Tnsc0	S	4	E300.0:PERC	Y	
W-854-01	PTMW	Tnsc0	S	2	E624MOD:ALL	Y	
W-854-01	PTMW	Tnsc0	S	4	E624MOD:ALL	Y	
W-854-02	EW	Tnbs1-Tnsc0	A	2	E300.0:NO3	Y	
W-854-02	EW	Tnbs1-Tnsc0	A	3	E300.0:NO3	Y	
W-854-02	EW	Tnbs1-Tnsc0	A	4	E300.0:NO3	Y	
W-854-02	EW	Tnbs1-Tnsc0	S	1	E300.0:PERC	Y	
W-854-02	EW	Tnbs1-Tnsc0	S	2	E300.0:PERC	Y	
W-854-02	EW	Tnbs1-Tnsc0	S	3	E300.0:PERC	N	Analytical laboratory issue
W-854-02	EW	Tnbs1-Tnsc0	S	4	E300.0:PERC	Y	
W-854-02	EW	Tnbs1-Tnsc0	S	1	E624MOD:ALL	Y	
W-854-02	EW	Tnbs1-Tnsc0	S	2	E624MOD:ALL	Y	
W-854-02	EW	Tnbs1-Tnsc0	S	3	E624MOD:ALL	Y	
W-854-02	EW	Tnbs1-Tnsc0	S	4	E624MOD:ALL	Y	
W-854-03	EW	Tnbs1-Tnsc0	M	1	E300.0:NO3	Y	
W-854-03	EW	Tnbs1-Tnsc0	M	1	E300.0:NO3	Y	
W-854-03	EW	Tnbs1-Tnsc0	M	1	E300.0:NO3	Y	
W-854-03	EW	Tnbs1-Tnsc0	M	2	E300.0:NO3	Y	
W-854-03	EW	Tnbs1-Tnsc0	M	2	E300.0:NO3	Y	
W-854-03	EW	Tnbs1-Tnsc0	M	2	E300.0:NO3	Y	
W-854-03	EW	Tnbs1-Tnsc0	M	3	E300.0:NO3	Y	
W-854-03	EW	Tnbs1-Tnsc0	M	3	E300.0:NO3	Y	
W-854-03	EW	Tnbs1-Tnsc0	M	3	E300.0:NO3	Y	
W-854-03	EW	Tnbs1-Tnsc0	M	4	E300.0:NO3	Y	
W-854-03	EW	Tnbs1-Tnsc0	M	4	E300.0:NO3	Y	
W-854-03	EW	Tnbs1-Tnsc0	M	4	E300.0:NO3	Y	
W-854-03	EW	Tnbs1-Tnsc0	Q	1	E300.0:PERC	Y	
W-854-03	EW	Tnbs1-Tnsc0	Q	2	E300.0:PERC	Y	
W-854-03	EW	Tnbs1-Tnsc0	Q	3	E300.0:PERC	Y	
W-854-03	EW	Tnbs1-Tnsc0	Q	4	E300.0:PERC	Y	
W-854-03	EW	Tnbs1-Tnsc0	Q	1	E624MOD:ALL	Y	
W-854-03	EW	Tnbs1-Tnsc0	Q	2	E624MOD:ALL	Y	
W-854-03	EW	Tnbs1-Tnsc0	Q	3	E624MOD:ALL	Y	
W-854-03	EW	Tnbs1-Tnsc0	Q	4	E624MOD:ALL	Y	
W-854-04	PTMW	Tmss	A	2	E300.0:NO3	Y	
W-854-04	PTMW	Tmss	S	2	E300.0:PERC	Y	
W-854-04	PTMW	Tmss	S	4	E300.0:PERC	Y	
W-854-04	PTMW	Tmss	S	2	E624MOD:ALL	Y	
W-854-04	PTMW	Tmss	S	4	E624MOD:ALL	Y	
W-854-05	PTMW	Qls-Tnbs1	A	2	E300.0:NO3	Y	
W-854-05	PTMW	Qls-Tnbs1	S	2	E300.0:PERC	Y	
W-854-05	PTMW	Qls-Tnbs1	S	4	E300.0:PERC	Y	
W-854-05	PTMW	Qls-Tnbs1	S	2	E624MOD:ALL	Y	
W-854-05	PTMW	Qls-Tnbs1	S	4	E624MOD:ALL	Y	
W-854-06	PTMW	Tnbs1-Tnsc0	A	2	E300.0:NO3	Y	
W-854-06	PTMW	Tnbs1-Tnsc0	S	2	E300.0:PERC	Y	
W-854-06	PTMW	Tnbs1-Tnsc0	S	4	E300.0:PERC	Y	
W-854-06	PTMW	Tnbs1-Tnsc0	S	2	E624MOD:ALL	Y	
W-854-06	PTMW	Tnbs1-Tnsc0	S	4	E624MOD:ALL	Y	
W-854-07	PTMW	Tnbs1-Tnsc0	A	2	E300.0:NO3	Y	
W-854-07	PTMW	Tnbs1-Tnsc0	S	2	E300.0:PERC	Y	
W-854-07	PTMW	Tnbs1-Tnsc0	S	4	E300.0:PERC	Y	
W-854-07	PTMW	Tnbs1-Tnsc0	S	2	E624MOD:ALL	Y	
W-854-07	PTMW	Tnbs1-Tnsc0	S	4	E624MOD:ALL	Y	
W-854-08	PTMW	Tnbs1-Tnsc0	A	2	E300.0:NO3	Y	
W-854-08	PTMW	Tnbs1-Tnsc0	S	2	E300.0:PERC	Y	
W-854-08	PTMW	Tnbs1-Tnsc0	S	4	E300.0:PERC	Y	
W-854-08	PTMW	Tnbs1-Tnsc0	S	2	E624MOD:ALL	Y	
W-854-08	PTMW	Tnbs1-Tnsc0	S	4	E624MOD:ALL	Y	
W-854-09	PTMW	Tnbs1-Tnsc0	A	2	E300.0:NO3	N	DRY
W-854-09	PTMW	Tnbs1-Tnsc0	S	2	E300.0:PERC	N	DRY
W-854-09	PTMW	Tnbs1-Tnsc0	S	4	E300.0:PERC	N	Insufficient water
W-854-09	PTMW	Tnbs1-Tnsc0	S	2	E624MOD:ALL	N	DRY
W-854-09	PTMW	Tnbs1-Tnsc0	S	4	E624MOD:ALL	N	Insufficient water
W-854-10	PTMW	Qls-Tnbs1	A	2	E300.0:NO3	Y	
W-854-10	PTMW	Qls-Tnbs1	S	2	E300.0:PERC	Y	
W-854-10	PTMW	Qls-Tnbs1	S	4	E300.0:PERC	Y	
W-854-10	PTMW	Qls-Tnbs1	S	2	E624MOD:ALL	Y	
W-854-10	PTMW	Qls-Tnbs1	S	4	E624MOD:ALL	Y	
W-854-11	PTMW	Tnbs1-Tnsc0	A	2	E300.0:NO3	N	DRY
W-854-11	PTMW	Tnbs1-Tnsc0	S	2	E300.0:PERC	N	DRY
W-854-11	PTMW	Tnbs1-Tnsc0	S	4	E300.0:PERC	N	DRY
W-854-11	PTMW	Tnbs1-Tnsc0	S	2	E624MOD:ALL	N	DRY
W-854-11	PTMW	Tnbs1-Tnsc0	S	4	E624MOD:ALL	N	DRY
W-854-12	PTMW	Tmss	A	2	E300.0:NO3	N	DRY
W-854-12	PTMW	Tmss	S	2	E300.0:PERC	N	DRY
W-854-12	PTMW	Tmss	S	4	E300.0:PERC	N	Insufficient water
W-854-12	PTMW	Tmss	S	2	E624MOD:ALL	N	DRY
W-854-12	PTMW	Tmss	S	4	E624MOD:ALL	N	Insufficient water
W-854-13	PTMW	Tnbs1-Tnsc0	A	2	E300.0:NO3	Y	
W-854-13	PTMW	Tnbs1-Tnsc0	S	2	E300.0:PERC	Y	
W-854-13	PTMW	Tnbs1-Tnsc0	S	4	E300.0:PERC	Y	
W-854-13	PTMW	Tnbs1-Tnsc0	S	2	E624MOD:ALL	Y	
W-854-13	PTMW	Tnbs1-Tnsc0	S	4	E624MOD:ALL	Y	
W-854-14	PTMW	Qls-Tnbs1	A	2	E300.0:NO3	Y	

Appendix C. Ground and surface water sampling and analysis plan.

Sample Location	Location Type	Hydro Unit	Sampling Frequency	Sampling Quarter	Requested Analysis	Sampled Y/N	Comment
W-854-14	PTMW	Qls-Tnbs1	S	2	E300.0:PERC	Y	
W-854-14	PTMW	Qls-Tnbs1	S	4	E300.0:PERC	Y	
W-854-14	PTMW	Qls-Tnbs1	S	2	E624MOD:ALL	Y	
W-854-14	PTMW	Qls-Tnbs1	S	4	E624MOD:ALL	Y	
W-854-15	PTMW	Qls-Tnbs1	A	2	E300.0:NO3	Y	
W-854-15	PTMW	Qls-Tnbs1	S	2	E300.0:PERC	Y	
W-854-15	PTMW	Qls-Tnbs1	S	4	E300.0:PERC	Y	
W-854-15	PTMW	Qls-Tnbs1	S	2	E624MOD:ALL	Y	
W-854-15	PTMW	Qls-Tnbs1	S	4	E624MOD:ALL	Y	
W-854-17	PTMW	Tnbs1-Tnsc0	A	2	E300.0:NO3	Y	
W-854-17	PTMW	Tnbs1-Tnsc0	S	2	E300.0:PERC	Y	
W-854-17	PTMW	Tnbs1-Tnsc0	S	4	E300.0:PERC	Y	
W-854-17	PTMW	Tnbs1-Tnsc0	S	2	E624MOD:ALL	Y	
W-854-17	PTMW	Tnbs1-Tnsc0	S	4	E624MOD:ALL	Y	
W-854-1701	PTMW	Tnsc0	A	2	E300.0:NO3	Y	
W-854-1701	PTMW	Tnsc0	S	2	E300.0:PERC	Y	
W-854-1701	PTMW	Tnsc0	S	4	E300.0:PERC	Y	
W-854-1701	PTMW	Tnsc0	S	2	E624MOD:ALL	Y	
W-854-1701	PTMW	Tnsc0	S	4	E624MOD:ALL	Y	
W-854-1706	PTMW	Qls-Tnbs1	S	4	E300.0:NO3	N	Insufficient water
W-854-1706	PTMW	Qls-Tnbs1	S	4	E300.0:PERC	N	Insufficient water
W-854-1706	PTMW	Qls-Tnbs1	S	4	E624MOD:ALL	N	Insufficient water
W-854-1707	PTMW	Tnbs1-Tnsc0	A	2	E300.0:NO3	Y	
W-854-1707	PTMW	Tnbs1-Tnsc0	S	2	E300.0:PERC	Y	
W-854-1707	PTMW	Tnbs1-Tnsc0	S	4	E300.0:PERC	Y	
W-854-1707	PTMW	Tnbs1-Tnsc0	S	2	E624MOD:ALL	Y	
W-854-1707	PTMW	Tnbs1-Tnsc0	S	4	E624MOD:ALL	Y	
W-854-1731	PTMW	Tnsc0	A	2	E300.0:NO3	Y	
W-854-1731	PTMW	Tnsc0	S	2	E300.0:PERC	Y	
W-854-1731	PTMW	Tnsc0	S	4	E300.0:PERC	Y	
W-854-1731	PTMW	Tnsc0	S	2	E624MOD:ALL	Y	
W-854-1731	PTMW	Tnsc0	S	4	E624MOD:ALL	Y	
W-854-1822	PTMW	Tnbs1-Tnsc0	A	2	E300.0:NO3	Y	
W-854-1822	PTMW	Tnbs1-Tnsc0	S	2	E300.0:PERC	Y	
W-854-1822	PTMW	Tnbs1-Tnsc0	S	4	E300.0:PERC	Y	
W-854-1822	PTMW	Tnbs1-Tnsc0	S	2	E624MOD:ALL	Y	
W-854-1822	PTMW	Tnbs1-Tnsc0	S	4	E624MOD:ALL	Y	
W-854-1823	PTMW	Tnbs1-Tnsc0	A	2	E300.0:NO3	Y	
W-854-1823	PTMW	Tnbs1-Tnsc0	S	2	E300.0:PERC	Y	
W-854-1823	PTMW	Tnbs1-Tnsc0	S	4	E300.0:PERC	Y	
W-854-1823	PTMW	Tnbs1-Tnsc0	S	2	E624MOD:ALL	Y	
W-854-1823	PTMW	Tnbs1-Tnsc0	S	4	E624MOD:ALL	Y	
W-854-18A	PTMW	Tnbs1-Tnsc0	A	2	E300.0:NO3	Y	
W-854-18A	PTMW	Tnbs1-Tnsc0	S	2	E300.0:PERC	Y	
W-854-18A	PTMW	Tnbs1-Tnsc0	S	4	E300.0:PERC	Y	
W-854-18A	PTMW	Tnbs1-Tnsc0	S	2	E624MOD:ALL	Y	
W-854-18A	PTMW	Tnbs1-Tnsc0	S	4	E624MOD:ALL	Y	
W-854-19	PTMW	Qls-Tnbs1	O	2	E300.0:NO3	N	DRY
W-854-19	PTMW	Qls-Tnbs1	O	2	E300.0:PERC	N	DRY
W-854-19	PTMW	Qls-Tnbs1	O	2	E624MOD:ALL	N	DRY
W-854-1902	PTMW	Tnbs1-Tnsc0	A	2	E300.0:NO3	N	DRY
W-854-1902	PTMW	Tnbs1-Tnsc0	S	2	E300.0:PERC	N	DRY
W-854-1902	PTMW	Tnbs1-Tnsc0	S	4	E300.0:PERC	N	DRY
W-854-1902	PTMW	Tnbs1-Tnsc0	S	2	E624MOD:ALL	N	DRY
W-854-1902	PTMW	Tnbs1-Tnsc0	S	4	E624MOD:ALL	N	DRY
W-854-2115	PTMW	Tnbs1-Tnsc0	A	2	E300.0:NO3	Y	
W-854-2115	PTMW	Tnbs1-Tnsc0	S	2	E300.0:PERC	Y	
W-854-2115	PTMW	Tnbs1-Tnsc0	S	4	E300.0:PERC	Y	
W-854-2115	PTMW	Tnbs1-Tnsc0	S	2	E624MOD:ALL	Y	
W-854-2115	PTMW	Tnbs1-Tnsc0	S	4	E624MOD:ALL	Y	
W-854-2139	EW	Tnbs1-Tnsc0	Q	1	E300.0:NO3	Y	
W-854-2139	EW	Tnbs1-Tnsc0	Q	2	E300.0:NO3	Y	
W-854-2139	EW	Tnbs1-Tnsc0	Q	3	E300.0:NO3	Y	
W-854-2139	EW	Tnbs1-Tnsc0	Q	4	E300.0:NO3	Y	
W-854-2139	EW	Tnbs1-Tnsc0	Q	1	E300.0:PERC	Y	
W-854-2139	EW	Tnbs1-Tnsc0	Q	2	E300.0:PERC	Y	
W-854-2139	EW	Tnbs1-Tnsc0	Q	3	E300.0:PERC	Y	
W-854-2139	EW	Tnbs1-Tnsc0	Q	4	E300.0:PERC	Y	
W-854-2139	EW	Tnbs1-Tnsc0	Q	1	E624MOD:ALL	Y	
W-854-2139	EW	Tnbs1-Tnsc0	Q	2	E624MOD:ALL	Y	
W-854-2139	EW	Tnbs1-Tnsc0	Q	3	E624MOD:ALL	Y	
W-854-2139	EW	Tnbs1-Tnsc0	Q	4	E624MOD:ALL	Y	
W-854-2218	EW	Tnbs1-Tnsc0	A	2	E300.0:NO3	Y	
W-854-2218	EW	Tnbs1-Tnsc0	A	3	E300.0:NO3	Y	
W-854-2218	EW	Tnbs1-Tnsc0	A	4	E300.0:NO3	Y	
W-854-2218	EW	Tnbs1-Tnsc0	S	1	E300.0:PERC	Y	
W-854-2218	EW	Tnbs1-Tnsc0	S	2	E300.0:PERC	Y	
W-854-2218	EW	Tnbs1-Tnsc0	S	3	E300.0:PERC	N	Analytical laboratory issue
W-854-2218	EW	Tnbs1-Tnsc0	S	4	E300.0:PERC	Y	
W-854-2218	EW	Tnbs1-Tnsc0	S	1	E624MOD:ALL	Y	
W-854-2218	EW	Tnbs1-Tnsc0	S	2	E624MOD:ALL	Y	
W-854-2218	EW	Tnbs1-Tnsc0	S	3	E624MOD:ALL	Y	
W-854-2218	EW	Tnbs1-Tnsc0	S	4	E624MOD:ALL	Y	
W-854-2611	PTMW	Tnbs1/Tnsc0	A	2	E300.0:NO3	Y	
W-854-2611	PTMW	Tnbs1/Tnsc0	S	2	E300.0:PERC	Y	
W-854-2611	PTMW	Tnbs1/Tnsc0	S	4	E300.0:PERC	Y	
W-854-2611	PTMW	Tnbs1/Tnsc0	S	2	E624MOD:ALL	Y	
W-854-2611	PTMW	Tnbs1/Tnsc0	S	4	E624MOD:ALL	Y	
W-854-3305	IW	Tnbs1/Tnsc0	A	2	E300.0:NO3	Y	
W-854-3305	IW	Tnbs1/Tnsc0	S	2	E300.0:PERC	Y	
W-854-3305	IW	Tnbs1/Tnsc0	S	4	E300.0:PERC	Y	
W-854-3305	IW	Tnbs1/Tnsc0	S	1	E624MOD:ALL	Y	
W-854-3306	EW	Tnbs1/Tnsc0	A	2	E300.0:NO3	Y	

Appendix C. Ground and surface water sampling and analysis plan.

Sample Location	Location Type	Hydro Unit	Sampling Frequency	Sampling Quarter	Requested Analysis	Sampled Y/N	Comment
W-854-3306	EW	Tnbs1/Tnsc0	S	2	E300.0:PERC	Y	
W-854-3306	EW	Tnbs1/Tnsc0	S	4	E300.0:PERC	Y	
W-854-3306	EW	Tnbs1/Tnsc0	S	2	E624MOD:ALL	Y	
W-854-3306	EW	Tnbs1/Tnsc0	S	4	E624MOD:ALL	Y	
W-854-3307	DMW	Tnbs1/Tnsc0	A	2	E300.0:NO3	Y	
W-854-3307	DMW	Tnbs1/Tnsc0	S	2	E300.0:PERC	Y	
W-854-3307	DMW	Tnbs1/Tnsc0	S	4	E300.0:PERC	Y	
W-854-3307	DMW	Tnbs1/Tnsc0	S	2	E624MOD:ALL	Y	
W-854-3307	DMW	Tnbs1/Tnsc0	S	4	E624MOD:ALL	Y	
W-854-3308	IW	Tnbs1/Tnsc0	S	1	E300.0:NO3	Y	
W-854-3308	IW	Tnbs1/Tnsc0	A	2	E300.0:NO3	Y	
W-854-3308	IW	Tnbs1/Tnsc0	A	4	E300.0:NO3	Y	
W-854-3308	IW	Tnbs1/Tnsc0	S	1	E300.0:PERC	Y	
W-854-3308	IW	Tnbs1/Tnsc0	S	2	E300.0:PERC	Y	
W-854-3308	IW	Tnbs1/Tnsc0	S	4	E300.0:PERC	Y	
W-854-3308	IW	Tnbs1/Tnsc0	S	1	E624MOD:ALL	Y	
W-854-3308	IW	Tnbs1/Tnsc0	S	2	E624MOD:ALL	Y	
W-854-3308	IW	Tnbs1/Tnsc0	S	4	E624MOD:ALL	Y	
W-854-3309	EW	Tnbs1/Tnsc0	S	1	E300.0:NO3	Y	
W-854-3309	EW	Tnbs1/Tnsc0	A	2	E300.0:NO3	Y	
W-854-3309	EW	Tnbs1/Tnsc0	A	4	E300.0:NO3	Y	
W-854-3309	EW	Tnbs1/Tnsc0	S	1	E300.0:PERC	Y	
W-854-3309	EW	Tnbs1/Tnsc0	S	2	E300.0:PERC	Y	
W-854-3309	EW	Tnbs1/Tnsc0	S	4	E300.0:PERC	Y	
W-854-3309	EW	Tnbs1/Tnsc0	S	1	E624MOD:ALL	Y	
W-854-3309	EW	Tnbs1/Tnsc0	S	2	E624MOD:ALL	Y	
W-854-3309	EW	Tnbs1/Tnsc0	S	4	E624MOD:ALL	Y	
W-854-3405	PTMW	Tnbs1/Tnsc0	S	2	E300.0:NO3	Y	
W-854-3405	PTMW	Tnbs1/Tnsc0	S	4	E300.0:NO3	Y	
W-854-3405	PTMW	Tnbs1/Tnsc0	Q	1	E300.0:PERC	Y	
W-854-3405	PTMW	Tnbs1/Tnsc0	Q	2	E300.0:PERC	Y	
W-854-3405	PTMW	Tnbs1/Tnsc0	Q	3	E300.0:PERC	Y	
W-854-3405	PTMW	Tnbs1/Tnsc0	Q	4	E300.0:PERC	Y	
W-854-3405	PTMW	Tnbs1/Tnsc0	Q	1	E624MOD:ALL	Y	
W-854-3405	PTMW	Tnbs1/Tnsc0	Q	2	E624MOD:ALL	Y	
W-854-3405	PTMW	Tnbs1/Tnsc0	Q	3	E624MOD:ALL	Y	
W-854-3405	PTMW	Tnbs1/Tnsc0	Q	4	E624MOD:ALL	Y	
W-854-45	PTMW	Tnbs1-Tnsc0	A	2	E300.0:NO3	Y	
W-854-45	PTMW	Tnbs1-Tnsc0	A	4	E300.0:NO3	Y	
W-854-45	PTMW	Tnbs1-Tnsc0	S	2	E300.0:PERC	Y	
W-854-45	PTMW	Tnbs1-Tnsc0	S	4	E300.0:PERC	Y	
W-854-45	PTMW	Tnbs1-Tnsc0	S	2	E624MOD:ALL	Y	
W-854-45	PTMW	Tnbs1-Tnsc0	S	4	E624MOD:ALL	Y	
W-854-F2	PTMW	Qls-Tnbs1	O	2	E300.0:NO3	N	DRY
W-854-F2	PTMW	Qls-Tnbs1	O	2	E300.0:PERC	N	DRY
W-854-F2	PTMW	Qls-Tnbs1	O	2	E624MOD:ALL	N	DRY
SPRING3	SPR	Qal/WBR	A	1	E300.0:NO3	Y	
SPRING3	SPR	Qal/WBR	A	1	E300.0:PERC	Y	
SPRING3	SPR	Qal/WBR	S	1	E624MOD:ALL	Y	
SPRING3	SPR	Qal/WBR	S	3	E624MOD:ALL	Y	
SPRING4	SPR	Tpsg-Tps	O	1	E300.0:NO3	N	DRY
SPRING4	SPR	Tpsg-Tps	O	1	E300.0:PERC	N	DRY
SPRING4	SPR	Tpsg-Tps	O	1	E624MOD:ALL	N	DRY
SVI-830-031	PTMW	Qal/WBR	A	1	E300.0:NO3	N	DRY
SVI-830-031	PTMW	Qal/WBR	A	1	E300.0:PERC	N	DRY
SVI-830-031	PTMW	Qal/WBR	S	1	E624MOD:ALL	N	DRY
SVI-830-031	PTMW	Qal/WBR	S	3	E624MOD:ALL	N	Limited personnel availability due to COVID-19 pandemic
SVI-830-032	PTMW	Qal/WBR	A	1	E300.0:NO3	N	DRY
SVI-830-032	PTMW	Qal/WBR	A	1	E300.0:PERC	N	DRY
SVI-830-032	PTMW	Qal/WBR	S	1	E624MOD:ALL	N	DRY
SVI-830-032	PTMW	Qal/WBR	S	3	E624MOD:ALL	N	Limited personnel availability due to COVID-19 pandemic
SVI-830-033	PTMW	Qal/WBR	A	1	E300.0:NO3	N	DRY
SVI-830-033	PTMW	Qal/WBR	A	1	E300.0:PERC	N	DRY
SVI-830-033	PTMW	Qal/WBR	S	1	E624MOD:ALL	N	DRY
SVI-830-033	PTMW	Qal/WBR	S	3	E624MOD:ALL	N	Limited personnel availability due to COVID-19 pandemic
SVI-830-035	PTMW	Qal/WBR	A	1	E300.0:NO3	Y	
SVI-830-035	PTMW	Qal/WBR	A	1	E300.0:PERC	Y	
SVI-830-035	PTMW	Qal/WBR	S	1	E624MOD:ALL	Y	
SVI-830-035	PTMW	Qal/WBR	S	3	E624MOD:ALL	N	Limited personnel availability due to COVID-19 pandemic
W-830-04A	PTMW	Tnsc1b	A	1	E300.0:NO3	Y	
W-830-04A	PTMW	Tnsc1b	A	1	E300.0:PERC	Y	
W-830-04A	PTMW	Tnsc1b	S	1	E624MOD:ALL	Y	
W-830-04A	PTMW	Tnsc1b	S	3	E624MOD:ALL	N	Limited personnel availability due to COVID-19 pandemic
W-830-05	PTMW	Tnsc1c	A	1	E300.0:NO3	Y	
W-830-05	PTMW	Tnsc1c	A	1	E300.0:PERC	Y	
W-830-05	PTMW	Tnsc1c	S	1	E624MOD:ALL	Y	
W-830-05	PTMW	Tnsc1c	S	3	E624MOD:ALL	N	Limited personnel availability due to COVID-19 pandemic
W-830-05	PTMW	Tnsc1c	A	1	E8330LOW:ALL	Y	
W-830-07	PTMW	Qal/WBR	A	1	E300.0:NO3	N	DRY
W-830-07	PTMW	Qal/WBR	A	1	E300.0:PERC	N	DRY
W-830-07	PTMW	Qal/WBR	S	1	E624MOD:ALL	N	DRY
W-830-07	PTMW	Qal/WBR	S	3	E624MOD:ALL	N	Limited personnel availability due to COVID-19 pandemic
W-830-09	PTMW	UTnbs1	O	1	E300.0:NO3	Y	
W-830-09	PTMW	UTnbs1	O	1	E300.0:PERC	Y	
W-830-09	PTMW	UTnbs1	S	1	E624MOD:ALL	Y	
W-830-09	PTMW	UTnbs1	S	3	E624MOD:ALL	Y	
W-830-10	PTMW	Tnsc1b	A	1	E300.0:NO3	N	Inoperable equipment
W-830-10	PTMW	Tnsc1b	A	1	E300.0:PERC	N	Inoperable equipment
W-830-10	PTMW	Tnsc1b	S	1	E624MOD:ALL	N	Inoperable equipment
W-830-10	PTMW	Tnsc1b	S	3	E624MOD:ALL	N	Inoperable equipment
W-830-11	PTMW	Tnsc1c	A	1	E300.0:NO3	Y	
W-830-11	PTMW	Tnsc1c	A	1	E300.0:PERC	Y	
W-830-11	PTMW	Tnsc1c	S	1	E624MOD:ALL	Y	

Appendix C. Ground and surface water sampling and analysis plan.

Sample Location	Location Type	Hydro Unit	Sampling Frequency	Sampling Quarter	Requested Analysis	Sampled Y/N	Comment
W-830-11	PTMW	Tnsc1c	S	3	E624MOD:ALL	N	Limited personnel availability due to COVID-19 pandemic
W-830-12	GW	LTnbs1	S	1	E300.0:NO3	Y	
W-830-12	GW	LTnbs1	S	3	E300.0:NO3	Y	
W-830-12	GW	LTnbs1	S	1	E300.0:PERC	Y	
W-830-12	GW	LTnbs1	S	3	E300.0:PERC	Y	
W-830-12	GW	LTnbs1	Q	1	E624MOD:ALL	Y	
W-830-12	GW	LTnbs1	Q	2	E624MOD:ALL	Y	
W-830-12	GW	LTnbs1	Q	3	E624MOD:ALL	Y	
W-830-12	GW	LTnbs1	Q	4	E624MOD:ALL	Y	
W-830-13	PTMW	Tnbs2	A	1	E300.0:NO3	Y	
W-830-13	PTMW	Tnbs2	A	1	E300.0:PERC	Y	
W-830-13	PTMW	Tnbs2	S	1	E624MOD:ALL	Y	
W-830-13	PTMW	Tnbs2	S	3	E624MOD:ALL	Y	
W-830-13	PTMW	Tnbs2	E	1	E8330LOW:ALL		To be sampled in 2022
W-830-14	PTMW	Tnsc1b	A	1	E300.0:NO3	Y	
W-830-14	PTMW	Tnsc1b	E	1	E300.0:PERC		To be sampled in 2022
W-830-14	PTMW	Tnsc1b	S	1	E624MOD:ALL	Y	
W-830-14	PTMW	Tnsc1b	S	3	E624MOD:ALL	Y	
W-830-15	GW	UTnbs1	S	1	E300.0:NO3	Y	
W-830-15	GW	UTnbs1	S	3	E300.0:NO3	Y	
W-830-15	GW	UTnbs1	S	1	E300.0:PERC	Y	
W-830-15	GW	UTnbs1	S	3	E300.0:PERC	Y	
W-830-15	GW	UTnbs1	Q	1	E624MOD:ALL	Y	
W-830-15	GW	UTnbs1	Q	2	E624MOD:ALL	Y	
W-830-15	GW	UTnbs1	Q	3	E624MOD:ALL	Y	
W-830-15	GW	UTnbs1	Q	4	E624MOD:ALL	Y	
W-830-16	PTMW	Tnsc1b	O	1	E300.0:PERC	Y	
W-830-16	PTMW	Tnsc1b	S	1	E624MOD:ALL	Y	
W-830-16	PTMW	Tnsc1b	S	3	E624MOD:ALL	N	Limited personnel availability due to COVID-19 pandemic
W-830-17	PTMW	Tnbs2	A	1	E300.0:NO3	Y	
W-830-17	PTMW	Tnbs2	A	1	E300.0:PERC	Y	
W-830-17	PTMW	Tnbs2	S	1	E624MOD:ALL	Y	
W-830-17	PTMW	Tnbs2	S	3	E624MOD:ALL	Y	
W-830-17	PTMW	Tnbs2	A	1	E8330LOW:ALL	Y	
W-830-1730	GW	Tnsc1b	S	1	E300.0:NO3	Y	
W-830-1730	GW	Tnsc1b	S	3	E300.0:NO3	Y	
W-830-1730	GW	Tnsc1b	S	1	E300.0:PERC	Y	
W-830-1730	GW	Tnsc1b	S	3	E300.0:PERC	Y	
W-830-1730	GW	Tnsc1b	Q	1	E624MOD:ALL	Y	
W-830-1730	GW	Tnsc1b	Q	2	E624MOD:ALL	Y	
W-830-1730	GW	Tnsc1b	Q	3	E624MOD:ALL	Y	
W-830-1730	GW	Tnsc1b	Q	4	E624MOD:ALL	Y	
W-830-18	PTMW	UTnbs1	E	1	E300.0:NO3		To be sampled in 2022
W-830-18	PTMW	UTnbs1	E	1	E300.0:PERC		To be sampled in 2022
W-830-18	PTMW	UTnbs1	S	1	E624MOD:ALL	Y	
W-830-18	PTMW	UTnbs1	S	3	E624MOD:ALL	Y	
W-830-1807	EW	Qal/WBR-Tnsc1b	A	1	E300.0:NO3	Y	
W-830-1807	EW	Qal/WBR-Tnsc1b	A	3	E300.0:NO3	Y	
W-830-1807	EW	Qal/WBR-Tnsc1b	A	1	E300.0:PERC	Y	
W-830-1807	EW	Qal/WBR-Tnsc1b	A	3	E300.0:PERC	Y	
W-830-1807	EW	Qal/WBR-Tnsc1b	S	1	E624MOD:ALL	Y	
W-830-1807	EW	Qal/WBR-Tnsc1b	S	2	E624MOD:ALL	Y	
W-830-1807	EW	Qal/WBR-Tnsc1b	S	3	E624MOD:ALL	Y	
W-830-1807	EW	Qal/WBR-Tnsc1b	S	4	E624MOD:ALL	Y	
W-830-1829	PTMW	Tnsc1b	A	1	E300.0:NO3	Y	
W-830-1829	PTMW	Tnsc1b	A	1	E300.0:PERC	Y	
W-830-1829	PTMW	Tnsc1b	S	1	E624MOD:ALL	Y	
W-830-1829	PTMW	Tnsc1b	S	3	E624MOD:ALL	N	Limited personnel availability due to COVID-19 pandemic
W-830-1830	PTMW	Tnsc1b	A	1	E300.0:NO3	Y	
W-830-1830	PTMW	Tnsc1b	A	1	E300.0:PERC	Y	
W-830-1830	PTMW	Tnsc1b	S	1	E624MOD:ALL	Y	
W-830-1830	PTMW	Tnsc1b	S	3	E624MOD:ALL	Y	
W-830-1831	PTMW	Tnsc1b	O	1	E300.0:NO3	Y	
W-830-1831	PTMW	Tnsc1b	O	1	E300.0:PERC	Y	
W-830-1831	PTMW	Tnsc1b	S	1	E624MOD:ALL	Y	
W-830-1831	PTMW	Tnsc1b	S	3	E624MOD:ALL	Y	
W-830-1832	PTMW	UTnbs1	A	1	E300.0:NO3	Y	
W-830-1832	PTMW	UTnbs1	A	1	E300.0:PERC	Y	
W-830-1832	PTMW	UTnbs1	S	1	E624MOD:ALL	Y	
W-830-1832	PTMW	UTnbs1	S	3	E624MOD:ALL	Y	
W-830-19	EW	Tnsc1b	A	1	E300.0:NO3	Y	
W-830-19	EW	Tnsc1b	A	3	E300.0:NO3	Y	
W-830-19	EW	Tnsc1b	A	1	E300.0:PERC	Y	
W-830-19	EW	Tnsc1b	A	3	E300.0:PERC	Y	
W-830-19	EW	Tnsc1b	S	1	E624MOD:ALL	Y	
W-830-19	EW	Tnsc1b	S	2	E624MOD:ALL	Y	
W-830-19	EW	Tnsc1b	S	3	E624MOD:ALL	Y	
W-830-19	EW	Tnsc1b	S	4	E624MOD:ALL	Y	
W-830-20	PTMW	UTnbs1	E	1	E300.0:NO3		To be sampled in 2022
W-830-20	PTMW	UTnbs1	E	1	E300.0:PERC		To be sampled in 2022
W-830-20	PTMW	UTnbs1	S	1	E624MOD:ALL	Y	
W-830-20	PTMW	UTnbs1	S	3	E624MOD:ALL	Y	
W-830-21	PTMW	Tnsc1b	A	1	E300.0:NO3	Y	
W-830-21	PTMW	Tnsc1b	A	1	E300.0:PERC	Y	
W-830-21	PTMW	Tnsc1b	S	1	E624MOD:ALL	Y	
W-830-21	PTMW	Tnsc1b	S	3	E624MOD:ALL	N	Limited personnel availability due to COVID-19 pandemic
W-830-22	PTMW	Tnsc1a	A	1	E300.0:NO3	Y	
W-830-22	PTMW	Tnsc1a	A	1	E300.0:PERC	Y	
W-830-22	PTMW	Tnsc1a	S	1	E624MOD:ALL	Y	
W-830-22	PTMW	Tnsc1a	S	3	E624MOD:ALL	N	Limited personnel availability due to COVID-19 pandemic
W-830-2213	PTMW	Tnsc1b	A	1	E300.0:NO3	Y	
W-830-2213	PTMW	Tnsc1b	A	1	E300.0:PERC	Y	
W-830-2213	PTMW	Tnsc1b	S	1	E624MOD:ALL	Y	

Appendix C. Ground and surface water sampling and analysis plan.

Sample Location	Location Type	Hydro Unit	Sampling Frequency	Sampling Quarter	Requested Analysis	Sampled Y/N	Comment
W-830-2213	PTMW	Tnsc1b	S	3	E624MOD:ALL	N	Limited personnel availability due to COVID-19 pandemic
W-830-2214	EW	Tnsc1a	A	1	E300.0:NO3	Y	
W-830-2214	EW	Tnsc1a	A	3	E300.0:NO3	Y	
W-830-2214	EW	Tnsc1a	A	1	E300.0:PERC	Y	
W-830-2214	EW	Tnsc1a	A	3	E300.0:PERC	Y	
W-830-2214	EW	Tnsc1a	S	1	E624MOD:ALL	Y	
W-830-2214	EW	Tnsc1a	S	2	E624MOD:ALL	Y	
W-830-2214	EW	Tnsc1a	S	3	E624MOD:ALL	Y	
W-830-2214	EW	Tnsc1a	S	4	E624MOD:ALL	Y	
W-830-2215	EW	UTnbs1	A	1	E300.0:NO3	Y	
W-830-2215	EW	UTnbs1	A	3	E300.0:NO3	Y	
W-830-2215	EW	UTnbs1	A	1	E300.0:PERC	Y	
W-830-2215	EW	UTnbs1	A	3	E300.0:PERC	Y	
W-830-2215	EW	UTnbs1	S	1	E624MOD:ALL	Y	
W-830-2215	EW	UTnbs1	S	2	E624MOD:ALL	Y	
W-830-2215	EW	UTnbs1	S	3	E624MOD:ALL	Y	
W-830-2215	EW	UTnbs1	S	4	E624MOD:ALL	Y	
W-830-2216	EW	Tnbs2	A	1	E300.0:NO3	Y	
W-830-2216	EW	Tnbs2	A	3	E300.0:NO3	Y	
W-830-2216	EW	Tnbs2	A	1	E300.0:PERC	Y	
W-830-2216	EW	Tnbs2	A	3	E300.0:PERC	N	Analytical laboratory issue
W-830-2216	EW	Tnbs2	S	1	E624MOD:ALL	Y	
W-830-2216	EW	Tnbs2	S	2	E624MOD:ALL	Y	
W-830-2216	EW	Tnbs2	S	3	E624MOD:ALL	Y	
W-830-2216	EW	Tnbs2	S	4	E624MOD:ALL	Y	
W-830-2216	EW	Tnbs2	O	1	E8330LOW:ALL	Y	
W-830-2311	PTMW	Tnsc1a	A	1	E300.0:NO3	Y	
W-830-2311	PTMW	Tnsc1a	A	1	E300.0:PERC	Y	
W-830-2311	PTMW	Tnsc1a	S	1	E624MOD:ALL	Y	
W-830-2311	PTMW	Tnsc1a	S	3	E624MOD:ALL	Y	
W-830-25	PTMW	Tnsc1b	A	1	E300.0:NO3	N	DRY
W-830-25	PTMW	Tnsc1b	A	1	E300.0:PERC	N	DRY
W-830-25	PTMW	Tnsc1b	S	1	E624MOD:ALL	N	DRY
W-830-25	PTMW	Tnsc1b	S	3	E624MOD:ALL	N	Limited personnel availability due to COVID-19 pandemic
W-830-26	PTMW	UTnbs1	E	1	E300.0:NO3		To be sampled in 2022
W-830-26	PTMW	UTnbs1	E	1	E300.0:PERC		To be sampled in 2022
W-830-26	PTMW	UTnbs1	S	1	E624MOD:ALL	Y	
W-830-26	PTMW	UTnbs1	S	3	E624MOD:ALL	N	Limited personnel availability due to COVID-19 pandemic
W-830-27	PTMW	Tnsc1a	A	1	E300.0:NO3	Y	
W-830-27	PTMW	Tnsc1a	A	1	E300.0:PERC	Y	
W-830-27	PTMW	Tnsc1a	S	1	E624MOD:ALL	Y	
W-830-27	PTMW	Tnsc1a	S	3	E624MOD:ALL	N	Limited personnel availability due to COVID-19 pandemic
W-830-2701	PTMW	Tnsc1a	A	1	E300.0:NO3	Y	
W-830-2701	PTMW	Tnsc1a	A	3	E300.0:NO3	Y	
W-830-2701	PTMW	Tnsc1a	A	1	E300.0:PERC	Y	
W-830-2701	PTMW	Tnsc1a	A	3	E300.0:PERC	Y	
W-830-2701	PTMW	Tnsc1a	S	1	E624MOD:ALL	Y	
W-830-2701	PTMW	Tnsc1a	S	2	E624MOD:ALL	Y	
W-830-2701	PTMW	Tnsc1a	S	3	E624MOD:ALL	Y	
W-830-2701	PTMW	Tnsc1a	S	4	E624MOD:ALL	Y	
W-830-28	PTMW	UTnbs1	O	1	E300.0:NO3	Y	
W-830-28	PTMW	UTnbs1	O	1	E300.0:PERC	Y	
W-830-28	PTMW	UTnbs1	S	1	E624MOD:ALL	Y	
W-830-28	PTMW	UTnbs1	S	3	E624MOD:ALL	Y	
W-830-2806	PTMW	Tnsc1a	S	1	E300.0:NO3	Y	
W-830-2806	PTMW	Tnsc1a	S	3	E300.0:NO3	Y	
W-830-2806	PTMW	Tnsc1a	S	1	E300.0:PERC	Y	
W-830-2806	PTMW	Tnsc1a	S	3	E300.0:PERC	Y	
W-830-2806	PTMW	Tnsc1a	Q	1	E624MOD:ALL	Y	
W-830-2806	PTMW	Tnsc1a	Q	2	E624MOD:ALL	Y	
W-830-2806	PTMW	Tnsc1a	Q	3	E624MOD:ALL	Y	
W-830-2806	PTMW	Tnsc1a	Q	4	E624MOD:ALL	Y	
W-830-29	PTMW	LTnbs1	A	1	E300.0:NO3	Y	
W-830-29	PTMW	LTnbs1	A	1	E300.0:PERC	Y	
W-830-29	PTMW	LTnbs1	S	1	E624MOD:ALL	Y	
W-830-29	PTMW	LTnbs1	S	3	E624MOD:ALL	Y	
W-830-30	PTMW	Qal/WBR	A	1	E300.0:NO3	Y	
W-830-30	PTMW	Qal/WBR	A	1	E300.0:PERC	Y	
W-830-30	PTMW	Qal/WBR	S	1	E624MOD:ALL	Y	
W-830-30	PTMW	Qal/WBR	S	3	E624MOD:ALL	N	Limited personnel availability due to COVID-19 pandemic
W-830-3101	PTMW	LTnbs1	A	1	E624MOD:ALL	N	No well access for sampling or measurement
W-830-3102	PTMW	UTnbs1	A	1	E300.0:NO3	Y	
W-830-3102	PTMW	UTnbs1	A	1	E300.0:PERC	Y	
W-830-3102	PTMW	UTnbs1	S	1	E624MOD:ALL	Y	
W-830-3102	PTMW	UTnbs1	S	3	E624MOD:ALL	N	Limited personnel availability due to COVID-19 pandemic
W-830-34	PTMW	Qal/WBR	A	1	E300.0:NO3	Y	
W-830-34	PTMW	Qal/WBR	A	1	E300.0:PERC	Y	
W-830-34	PTMW	Qal/WBR	S	1	E624MOD:ALL	Y	
W-830-34	PTMW	Qal/WBR	S	3	E624MOD:ALL	Y	
W-830-3409	PTMW	Tnbs2	A	1	E300.0:NO3	Y	
W-830-3409	PTMW	Tnbs2	A	1	E300.0:PERC	Y	
W-830-3409	PTMW	Tnbs2	S	1	E624MOD:ALL	Y	
W-830-3409	PTMW	Tnbs2	S	3	E624MOD:ALL	N	Limited personnel availability due to COVID-19 pandemic
W-830-3409	PTMW	Tnbs2	A	1	E8330LOW:ALL	Y	
W-830-3410	PTMW	Tnsc1ab	A	1	E300.0:NO3	Y	
W-830-3410	PTMW	Tnsc1ab	A	1	E300.0:PERC	Y	
W-830-3410	PTMW	Tnsc1ab	S	1	E624MOD:ALL	Y	
W-830-3410	PTMW	Tnsc1ab	S	3	E624MOD:ALL	N	Limited personnel availability due to COVID-19 pandemic
W-830-3410	PTMW	Tnsc1ab	A	1	E8330LOW:ALL	Y	
W-830-3503	PTMW	Tnsc1a	Q	1	E300.0:NO3	Y	
W-830-3503	PTMW	Tnsc1a	Q	2	E300.0:NO3	Y	
W-830-3503	PTMW	Tnsc1a	Q	3	E300.0:NO3	Y	
W-830-3503	PTMW	Tnsc1a	Q	4	E300.0:NO3	Y	

Appendix C. Ground and surface water sampling and analysis plan.

Sample Location	Location Type	Hydro Unit	Sampling Frequency	Sampling Quarter	Requested Analysis	Sampled Y/N	Comment
W-830-3503	PTMW	Tnsc1a	Q	1	E300.0:PERC	Y	
W-830-3503	PTMW	Tnsc1a	Q	2	E300.0:PERC	Y	
W-830-3503	PTMW	Tnsc1a	Q	3	E300.0:PERC	Y	
W-830-3503	PTMW	Tnsc1a	Q	4	E300.0:PERC	Y	
W-830-3503	PTMW	Tnsc1a	Q	1	E624MOD:ALL	Y	
W-830-3503	PTMW	Tnsc1a	Q	2	E624MOD:ALL	Y	
W-830-3503	PTMW	Tnsc1a	Q	3	E624MOD:ALL	Y	
W-830-3503	PTMW	Tnsc1a	Q	4	E624MOD:ALL	Y	
W-830-3601	PTMW	Tnsc1ab	Q	1	E300.0:NO3	Y	
W-830-3601	PTMW	Tnsc1ab	Q	2	E300.0:NO3	Y	
W-830-3601	PTMW	Tnsc1ab	Q	3	E300.0:NO3	Y	
W-830-3601	PTMW	Tnsc1ab	Q	4	E300.0:NO3	Y	
W-830-3601	PTMW	Tnsc1ab	Q	1	E300.0:PERC	Y	
W-830-3601	PTMW	Tnsc1ab	Q	2	E300.0:PERC	Y	
W-830-3601	PTMW	Tnsc1ab	Q	3	E300.0:PERC	Y	
W-830-3601	PTMW	Tnsc1ab	Q	4	E300.0:PERC	Y	
W-830-3601	PTMW	Tnsc1ab	Q	1	E624MOD:ALL	Y	
W-830-3601	PTMW	Tnsc1ab	Q	2	E624MOD:ALL	Y	
W-830-3601	PTMW	Tnsc1ab	Q	3	E624MOD:ALL	Y	
W-830-3601	PTMW	Tnsc1ab	Q	4	E624MOD:ALL	Y	
W-830-49	EW	Tnsc1b	A	1	E300.0:NO3	Y	
W-830-49	EW	Tnsc1b	A	3	E300.0:NO3	Y	
W-830-49	EW	Tnsc1b	A	1	E300.0:PERC	Y	
W-830-49	EW	Tnsc1b	A	3	E300.0:PERC	Y	
W-830-49	EW	Tnsc1b	S	1	E624MOD:ALL	Y	
W-830-49	EW	Tnsc1b	S	2	E624MOD:ALL	Y	
W-830-49	EW	Tnsc1b	S	3	E624MOD:ALL	Y	
W-830-49	EW	Tnsc1b	S	4	E624MOD:ALL	Y	
W-830-50	PTMW	Tnsc1b	A	1	E300.0:NO3	Y	
W-830-50	PTMW	Tnsc1b	O	1	E300.0:PERC	Y	
W-830-50	PTMW	Tnsc1b	S	1	E624MOD:ALL	Y	
W-830-50	PTMW	Tnsc1b	S	3	E624MOD:ALL	N	Limited personnel availability due to COVID-19 pandemic
W-830-51	EW	Tnsc1b	A	1	E300.0:NO3	Y	
W-830-51	EW	Tnsc1b	A	3	E300.0:NO3	Y	
W-830-51	EW	Tnsc1b	A	1	E300.0:PERC	Y	
W-830-51	EW	Tnsc1b	A	3	E300.0:PERC	N	Analytical laboratory issue
W-830-51	EW	Tnsc1b	S	1	E624MOD:ALL	Y	
W-830-51	EW	Tnsc1b	S	2	E624MOD:ALL	Y	
W-830-51	EW	Tnsc1b	S	3	E624MOD:ALL	Y	
W-830-51	EW	Tnsc1b	S	4	E624MOD:ALL	Y	
W-830-52	EW	Tnsc1b	A	1	E300.0:NO3	Y	
W-830-52	EW	Tnsc1b	A	3	E300.0:NO3	Y	
W-830-52	EW	Tnsc1b	A	1	E300.0:PERC	Y	
W-830-52	EW	Tnsc1b	A	3	E300.0:PERC	N	Analytical laboratory issue
W-830-52	EW	Tnsc1b	S	1	E624MOD:ALL	Y	
W-830-52	EW	Tnsc1b	S	2	E624MOD:ALL	Y	
W-830-52	EW	Tnsc1b	S	3	E624MOD:ALL	Y	
W-830-52	EW	Tnsc1b	S	4	E624MOD:ALL	Y	
W-830-53	EW	Tnsc1b	A	1	E300.0:NO3	Y	
W-830-53	EW	Tnsc1b	A	3	E300.0:NO3	Y	
W-830-53	EW	Tnsc1b	A	1	E300.0:PERC	Y	
W-830-53	EW	Tnsc1b	S	1	E624MOD:ALL	Y	
W-830-53	EW	Tnsc1b	S	2	E624MOD:ALL	Y	
W-830-53	EW	Tnsc1b	S	3	E624MOD:ALL	Y	
W-830-53	EW	Tnsc1b	S	4	E624MOD:ALL	Y	
W-830-54	PTMW	Tnsc1c	O	1	E300.0:NO3	Y	
W-830-54	PTMW	Tnsc1c	O	1	E300.0:PERC	Y	
W-830-54	PTMW	Tnsc1c	S	1	E624MOD:ALL	Y	
W-830-54	PTMW	Tnsc1c	S	3	E624MOD:ALL	N	Limited personnel availability due to COVID-19 pandemic
W-830-55	PTMW	Tnsc1b	A	1	E300.0:NO3	Y	
W-830-55	PTMW	Tnsc1b	E	1	E300.0:PERC		To be sampled in 2022
W-830-55	PTMW	Tnsc1b	S	1	E624MOD:ALL	Y	
W-830-55	PTMW	Tnsc1b	S	3	E624MOD:ALL	Y	
W-830-56	PTMW	Tnsc1b	A	1	E300.0:NO3	Y	
W-830-56	PTMW	Tnsc1b	O	1	E300.0:PERC	Y	
W-830-56	PTMW	Tnsc1b	S	1	E624MOD:ALL	Y	
W-830-56	PTMW	Tnsc1b	S	3	E624MOD:ALL	Y	
W-830-57	EW	UTnbs1	A	1	E300.0:NO3	Y	
W-830-57	EW	UTnbs1	A	3	E300.0:NO3	Y	
W-830-57	EW	UTnbs1	A	1	E300.0:PERC	Y	
W-830-57	EW	UTnbs1	A	3	E300.0:PERC	Y	
W-830-57	EW	UTnbs1	S	1	E624MOD:ALL	Y	
W-830-57	EW	UTnbs1	S	2	E624MOD:ALL	Y	
W-830-57	EW	UTnbs1	S	3	E624MOD:ALL	Y	
W-830-57	EW	UTnbs1	S	4	E624MOD:ALL	Y	
W-830-58	PTMW	Tnsc1b	A	1	E300.0:NO3	Y	
W-830-58	PTMW	Tnsc1b	A	1	E300.0:PERC	Y	
W-830-58	PTMW	Tnsc1b	S	1	E624MOD:ALL	Y	
W-830-58	PTMW	Tnsc1b	S	3	E624MOD:ALL	Y	
W-830-59	EW	Tnsc1b	A	1	E300.0:NO3	Y	
W-830-59	EW	Tnsc1b	A	3	E300.0:NO3	Y	
W-830-59	EW	Tnsc1b	A	1	E300.0:PERC	Y	
W-830-59	EW	Tnsc1b	A	3	E300.0:PERC	Y	
W-830-59	EW	Tnsc1b	S	1	E624MOD:ALL	Y	
W-830-59	EW	Tnsc1b	S	2	E624MOD:ALL	Y	
W-830-59	EW	Tnsc1b	S	3	E624MOD:ALL	Y	
W-830-59	EW	Tnsc1b	S	4	E624MOD:ALL	Y	
W-830-60	EW	UTnbs1	A	1	E300.0:NO3	Y	
W-830-60	EW	UTnbs1	A	3	E300.0:NO3	Y	
W-830-60	EW	UTnbs1	A	1	E300.0:PERC	Y	
W-830-60	EW	UTnbs1	A	3	E300.0:PERC	Y	
W-830-60	EW	UTnbs1	S	1	E624MOD:ALL	Y	
W-830-60	EW	UTnbs1	S	2	E624MOD:ALL	Y	

Appendix C. Ground and surface water sampling and analysis plan.

Sample Location	Location Type	Hydro Unit	Sampling Frequency	Sampling Quarter	Requested Analysis	Sampled Y/N	Comment
W-830-60	EW	UTnbs1	S	3	E624MOD:ALL	Y	
W-830-60	EW	UTnbs1	S	4	E624MOD:ALL	Y	
W-831-01	PTMW	LTnbs1	O	1	E300.0:NO3	Y	
W-831-01	PTMW	LTnbs1	O	1	E300.0:PERC	Y	
W-831-01	PTMW	LTnbs1	O	1	E624MOD:ALL	Y	
W-832-01	EW	Tnsc1b	A	1	E300.0:NO3	Y	
W-832-01	EW	Tnsc1b	A	3	E300.0:NO3	Y	
W-832-01	EW	Tnsc1b	A	1	E300.0:PERC	Y	
W-832-01	EW	Tnsc1b	A	3	E300.0:PERC	N	Analytical laboratory issue
W-832-01	EW	Tnsc1b	S	1	E624MOD:ALL	Y	
W-832-01	EW	Tnsc1b	S	2	E624MOD:ALL	Y	
W-832-01	EW	Tnsc1b	S	3	E624MOD:ALL	Y	
W-832-01	EW	Tnsc1b	S	4	E624MOD:ALL	Y	
W-832-06	PTMW	Tnsc1a	A	1	E300.0:NO3	Y	
W-832-06	PTMW	Tnsc1a	A	1	E300.0:PERC	Y	
W-832-06	PTMW	Tnsc1a	S	1	E624MOD:ALL	Y	
W-832-06	PTMW	Tnsc1a	S	3	E624MOD:ALL	N	Limited personnel availability due to COVID-19 pandemic
W-832-09	PTMW	LTnbs1	A	1	E300.0:NO3	Y	
W-832-09	PTMW	LTnbs1	A	1	E300.0:PERC	Y	
W-832-09	PTMW	LTnbs1	S	1	E624MOD:ALL	Y	
W-832-09	PTMW	LTnbs1	S	3	E624MOD:ALL	Y	
W-832-10	EW	Tnsc1b	A	1	E300.0:NO3	Y	
W-832-10	EW	Tnsc1b	A	3	E300.0:NO3	Y	
W-832-10	EW	Tnsc1b	A	1	E300.0:PERC	Y	
W-832-10	EW	Tnsc1b	A	3	E300.0:PERC	N	Analytical laboratory issue
W-832-10	EW	Tnsc1b	S	1	E624MOD:ALL	Y	
W-832-10	EW	Tnsc1b	S	2	E624MOD:ALL	Y	
W-832-10	EW	Tnsc1b	S	3	E624MOD:ALL	Y	
W-832-10	EW	Tnsc1b	S	4	E624MOD:ALL	Y	
W-832-11	EW	Tnsc1b	A	1	E300.0:NO3	Y	
W-832-11	EW	Tnsc1b	A	1	E300.0:PERC	Y	
W-832-11	EW	Tnsc1b	S	1	E624MOD:ALL	Y	
W-832-11	EW	Tnsc1b	S	3	E624MOD:ALL	N	Limited personnel availability due to COVID-19 pandemic
W-832-12	EW	Qal/WBR-Tnsc1b	A	1	E300.0:NO3	Y	
W-832-12	EW	Qal/WBR-Tnsc1b	A	3	E300.0:NO3	Y	
W-832-12	EW	Qal/WBR-Tnsc1b	A	1	E300.0:PERC	Y	
W-832-12	EW	Qal/WBR-Tnsc1b	A	3	E300.0:PERC	N	Analytical laboratory issue
W-832-12	EW	Qal/WBR-Tnsc1b	S	1	E624MOD:ALL	Y	
W-832-12	EW	Qal/WBR-Tnsc1b	S	2	E624MOD:ALL	Y	
W-832-12	EW	Qal/WBR-Tnsc1b	S	3	E624MOD:ALL	Y	
W-832-12	EW	Qal/WBR-Tnsc1b	S	4	E624MOD:ALL	Y	
W-832-13	PTMW	Qal/WBR-Tnsc1b	A	1	E300.0:NO3	Y	
W-832-13	PTMW	Qal/WBR-Tnsc1b	A	1	E300.0:PERC	Y	
W-832-13	PTMW	Qal/WBR-Tnsc1b	S	1	E624MOD:ALL	Y	
W-832-13	PTMW	Qal/WBR-Tnsc1b	S	3	E624MOD:ALL	N	Limited personnel availability due to COVID-19 pandemic
W-832-14	PTMW	Tnsc1b	A	1	E300.0:NO3	Y	
W-832-14	PTMW	Tnsc1b	A	1	E300.0:PERC	Y	
W-832-14	PTMW	Tnsc1b	S	1	E624MOD:ALL	Y	
W-832-14	PTMW	Tnsc1b	S	3	E624MOD:ALL	N	Limited personnel availability due to COVID-19 pandemic
W-832-15	EW	Qal/WBR-Tnsc1b	A	1	E300.0:NO3	Y	
W-832-15	EW	Qal/WBR-Tnsc1b	A	3	E300.0:NO3	Y	
W-832-15	EW	Qal/WBR-Tnsc1b	A	1	E300.0:PERC	Y	
W-832-15	EW	Qal/WBR-Tnsc1b	A	3	E300.0:PERC	N	Analytical laboratory issue
W-832-15	EW	Qal/WBR-Tnsc1b	S	1	E624MOD:ALL	Y	
W-832-15	EW	Qal/WBR-Tnsc1b	S	2	E624MOD:ALL	Y	
W-832-15	EW	Qal/WBR-Tnsc1b	S	3	E624MOD:ALL	Y	
W-832-15	EW	Qal/WBR-Tnsc1b	S	4	E624MOD:ALL	Y	
W-832-16	PTMW	Tnsc1b	A	1	E300.0:NO3	Y	
W-832-16	PTMW	Tnsc1b	A	1	E300.0:PERC	Y	
W-832-16	PTMW	Tnsc1b	S	1	E624MOD:ALL	Y	
W-832-16	PTMW	Tnsc1b	S	3	E624MOD:ALL	N	Limited personnel availability due to COVID-19 pandemic
W-832-17	PTMW	Tnsc1b	A	1	E300.0:NO3	N	Insufficient water
W-832-17	PTMW	Tnsc1b	A	1	E300.0:PERC	N	Insufficient water
W-832-17	PTMW	Tnsc1b	S	1	E624MOD:ALL	N	Insufficient water
W-832-17	PTMW	Tnsc1b	S	3	E624MOD:ALL	N	Limited personnel availability due to COVID-19 pandemic
W-832-18	PTMW	Qal/WBR-Tnsc1b	A	1	E300.0:NO3	N	DRY
W-832-18	PTMW	Qal/WBR-Tnsc1b	A	1	E300.0:PERC	N	DRY
W-832-18	PTMW	Qal/WBR-Tnsc1b	S	1	E624MOD:ALL	N	DRY
W-832-18	PTMW	Qal/WBR-Tnsc1b	S	3	E624MOD:ALL	N	DRY
W-832-19	PTMW	Qal/WBR-Tnsc1b	A	1	E300.0:NO3	Y	
W-832-19	PTMW	Qal/WBR-Tnsc1b	A	1	E300.0:PERC	Y	
W-832-19	PTMW	Qal/WBR-Tnsc1b	S	1	E624MOD:ALL	Y	
W-832-19	PTMW	Qal/WBR-Tnsc1b	S	3	E624MOD:ALL	N	DRY
W-832-1927	PTMW	Tnsc1b	A	1	E300.0:NO3	Y	
W-832-1927	PTMW	Tnsc1b	A	1	E300.0:PERC	Y	
W-832-1927	PTMW	Tnsc1b	S	1	E624MOD:ALL	Y	
W-832-1927	PTMW	Tnsc1b	S	3	E624MOD:ALL	Y	
W-832-20	PTMW	Tnsc1b	A	1	E300.0:NO3	Y	
W-832-20	PTMW	Tnsc1b	A	1	E300.0:PERC	Y	
W-832-20	PTMW	Tnsc1b	S	1	E624MOD:ALL	Y	
W-832-20	PTMW	Tnsc1b	S	3	E624MOD:ALL	N	DRY
W-832-21	PTMW	Qal/WBR	A	1	E300.0:NO3	N	DRY
W-832-21	PTMW	Qal/WBR	A	1	E300.0:PERC	N	DRY
W-832-21	PTMW	Qal/WBR	S	1	E624MOD:ALL	N	DRY
W-832-21	PTMW	Qal/WBR	S	3	E624MOD:ALL	N	Limited personnel availability due to COVID-19 pandemic
W-832-2112	GW	UTnbs1	S	1	E300.0:NO3	N	Inoperable equipment
W-832-2112	GW	UTnbs1	S	3	E300.0:NO3	Y	
W-832-2112	GW	UTnbs1	S	1	E300.0:PERC	N	Inoperable equipment
W-832-2112	GW	UTnbs1	S	3	E300.0:PERC	Y	
W-832-2112	GW	UTnbs1	Q	1	E624MOD:ALL	N	Inoperable equipment
W-832-2112	GW	UTnbs1	Q	2	E624MOD:ALL	Y	
W-832-2112	GW	UTnbs1	Q	3	E624MOD:ALL	Y	
W-832-2112	GW	UTnbs1	Q	4	E624MOD:ALL	Y	

Appendix C. Ground and surface water sampling and analysis plan.

Sample Location	Location Type	Hydro Unit	Sampling Frequency	Sampling Quarter	Requested Analysis	Sampled Y/N	Comment
W-832-22	PTMW	UTnbs1	A	1	E300.0:NO3	N	DRY
W-832-22	PTMW	UTnbs1	A	1	E300.0:PERC	N	DRY
W-832-22	PTMW	UTnbs1	A	1	E624MOD:ALL	N	DRY
W-832-23	PTMW	Tnsc1b	A	1	E300.0:NO3	Y	
W-832-23	PTMW	Tnsc1b	A	1	E300.0:PERC	Y	
W-832-23	PTMW	Tnsc1b	S	1	E624MOD:ALL	Y	
W-832-23	PTMW	Tnsc1b	S	3	E624MOD:ALL	Y	
W-832-24	PTMW	Tnsc1a	A	1	E300.0:NO3	Y	
W-832-24	PTMW	Tnsc1a	A	1	E300.0:PERC	Y	
W-832-24	PTMW	Tnsc1a	S	1	E624MOD:ALL	Y	
W-832-24	PTMW	Tnsc1a	S	3	E624MOD:ALL	Y	
W-832-25	EW	Tnsc1a	A	1	E300.0:NO3	Y	
W-832-25	EW	Tnsc1a	A	3	E300.0:NO3	Y	
W-832-25	EW	Tnsc1a	A	1	E300.0:PERC	Y	
W-832-25	EW	Tnsc1a	A	3	E300.0:PERC	N	Analytical laboratory issue
W-832-25	EW	Tnsc1a	S	1	E624MOD:ALL	Y	
W-832-25	EW	Tnsc1a	S	2	E624MOD:ALL	Y	
W-832-25	EW	Tnsc1a	S	3	E624MOD:ALL	Y	
W-832-25	EW	Tnsc1a	S	4	E624MOD:ALL	Y	
W-832-2906	PTMW	UTnbs1	A	1	E300.0:NO3	Y	
W-832-2906	PTMW	UTnbs1	A	1	E300.0:PERC	Y	
W-832-2906	PTMW	UTnbs1	S	1	E624MOD:ALL	Y	
W-832-2906	PTMW	UTnbs1	S	2	E624MOD:ALL	Y	
W-832-2906	PTMW	UTnbs1	S	3	E624MOD:ALL	N	Limited personnel availability due to COVID-19 pandemic
W-832-2906	PTMW	UTnbs1	S	4	E624MOD:ALL	Y	
W-832-3015	PTMW	Qal/WBR	A	1	E300.0:NO3	N	DRY
W-832-3015	PTMW	Qal/WBR	A	1	E300.0:PERC	N	DRY
W-832-3015	PTMW	Qal/WBR	S	1	E624MOD:ALL	N	DRY
W-832-3015	PTMW	Qal/WBR	S	3	E624MOD:ALL	N	Limited personnel availability due to COVID-19 pandemic
W-832-3016	PTMW	Qal/WBR	A	1	E300.0:NO3	N	DRY
W-832-3016	PTMW	Qal/WBR	A	1	E300.0:PERC	N	DRY
W-832-3016	PTMW	Qal/WBR	S	1	E624MOD:ALL	N	DRY
W-832-3016	PTMW	Qal/WBR	S	3	E624MOD:ALL	N	Limited personnel availability due to COVID-19 pandemic
W-832-3017	PTMW	Qal/WBR	A	1	E300.0:NO3	Y	
W-832-3017	PTMW	Qal/WBR	A	1	E300.0:PERC	Y	
W-832-3017	PTMW	Qal/WBR	S	1	E624MOD:ALL	Y	
W-832-3017	PTMW	Qal/WBR	S	3	E624MOD:ALL	N	Limited personnel availability due to COVID-19 pandemic
W-832-3018	PTMW	Qal/WBR	A	1	E300.0:NO3	N	DRY
W-832-3018	PTMW	Qal/WBR	A	1	E300.0:PERC	N	DRY
W-832-3018	PTMW	Qal/WBR	S	1	E624MOD:ALL	N	DRY
W-832-3018	PTMW	Qal/WBR	S	3	E624MOD:ALL	N	DRY
W-832-3019	EW	Tnsc1a	A	1	E300.0:NO3	Y	
W-832-3019	EW	Tnsc1a	A	3	E300.0:NO3	Y	
W-832-3019	EW	Tnsc1a	A	1	E300.0:PERC	Y	
W-832-3019	EW	Tnsc1a	A	3	E300.0:PERC	N	Analytical laboratory issue
W-832-3019	EW	Tnsc1a	S	1	E624MOD:ALL	Y	
W-832-3019	EW	Tnsc1a	S	2	E624MOD:ALL	Y	
W-832-3019	EW	Tnsc1a	S	3	E624MOD:ALL	Y	
W-832-3019	EW	Tnsc1a	S	4	E624MOD:ALL	Y	
W-832-3020	PTMW	Tnsc1a	A	1	E300.0:NO3	Y	
W-832-3020	PTMW	Tnsc1a	A	3	E300.0:NO3	Y	
W-832-3020	PTMW	Tnsc1a	A	1	E300.0:PERC	Y	
W-832-3020	PTMW	Tnsc1a	A	3	E300.0:PERC	N	Analytical laboratory issue
W-832-3020	PTMW	Tnsc1a	S	1	E624MOD:ALL	Y	
W-832-3020	PTMW	Tnsc1a	S	2	E624MOD:ALL	Y	
W-832-3020	PTMW	Tnsc1a	S	3	E624MOD:ALL	Y	
W-832-3020	PTMW	Tnsc1a	S	4	E624MOD:ALL	Y	
W-832-3103	PTMW	UTnbs1	A	1	E300.0:NO3	Y	
W-832-3103	PTMW	UTnbs1	A	1	E300.0:PERC	Y	
W-832-3103	PTMW	UTnbs1	S	1	E624MOD:ALL	Y	
W-832-3103	PTMW	UTnbs1	S	3	E624MOD:ALL	Y	
W-832-3209	PTMW	Tnsc1a	A	1	E300.0:NO3	Y	
W-832-3209	PTMW	Tnsc1a	A	3	E300.0:NO3	Y	
W-832-3209	PTMW	Tnsc1a	A	1	E300.0:PERC	Y	
W-832-3209	PTMW	Tnsc1a	A	3	E300.0:PERC	Y	
W-832-3209	PTMW	Tnsc1a	S	1	E624MOD:ALL	Y	
W-832-3209	PTMW	Tnsc1a	S	2	E624MOD:ALL	Y	
W-832-3209	PTMW	Tnsc1a	S	3	E624MOD:ALL	Y	
W-832-3209	PTMW	Tnsc1a	S	4	E624MOD:ALL	Y	
W-832-3210	PTMW	Tnsc1a	A	1	E300.0:NO3	Y	
W-832-3210	PTMW	Tnsc1a	A	3	E300.0:NO3	Y	
W-832-3210	PTMW	Tnsc1a	A	1	E300.0:PERC	Y	
W-832-3210	PTMW	Tnsc1a	A	3	E300.0:PERC	Y	
W-832-3210	PTMW	Tnsc1a	S	1	E624MOD:ALL	Y	
W-832-3210	PTMW	Tnsc1a	S	2	E624MOD:ALL	Y	
W-832-3210	PTMW	Tnsc1a	S	3	E624MOD:ALL	Y	
W-832-3210	PTMW	Tnsc1a	S	4	E624MOD:ALL	Y	
W-832-3303	IW	Tnsc1a	A	1	E300.0:NO3	Y	
W-832-3303	IW	Tnsc1a	A	3	E300.0:NO3	Y	
W-832-3303	IW	Tnsc1a	A	1	E300.0:PERC	Y	
W-832-3303	IW	Tnsc1a	A	3	E300.0:PERC	Y	
W-832-3303	IW	Tnsc1a	S	1	E624MOD:ALL	Y	
W-832-3303	IW	Tnsc1a	S	2	E624MOD:ALL	Y	
W-832-3303	IW	Tnsc1a	S	3	E624MOD:ALL	Y	
W-832-3303	IW	Tnsc1a	S	4	E624MOD:ALL	Y	
W-832-3304	GW	Tnsc1ab	A	1	E300.0:NO3	Y	
W-832-3304	GW	Tnsc1ab	A	3	E300.0:NO3	Y	
W-832-3304	GW	Tnsc1ab	A	1	E300.0:PERC	Y	
W-832-3304	GW	Tnsc1ab	A	3	E300.0:PERC	Y	
W-832-3304	GW	Tnsc1ab	S	1	E624MOD:ALL	Y	
W-832-3304	GW	Tnsc1ab	S	2	E624MOD:ALL	Y	
W-832-3304	GW	Tnsc1ab	S	3	E624MOD:ALL	Y	
W-832-3304	GW	Tnsc1ab	S	4	E624MOD:ALL	Y	

Appendix C. Ground and surface water sampling and analysis plan.

Sample Location	Location Type	Hydro Unit	Sampling Frequency	Sampling Quarter	Requested Analysis	Sampled Y/N	Comment
W-832-3310	IW	Tnsc1a	A	1	E300.0:NO3	Y	
W-832-3310	IW	Tnsc1a	A	3	E300.0:NO3	Y	
W-832-3310	IW	Tnsc1a	A	1	E300.0:PERC	Y	
W-832-3310	IW	Tnsc1a	A	3	E300.0:PERC	Y	
W-832-3310	IW	Tnsc1a	S	1	E624MOD:ALL	Y	
W-832-3310	IW	Tnsc1a	S	2	E624MOD:ALL	Y	
W-832-3310	IW	Tnsc1a	S	3	E624MOD:ALL	Y	
W-832-3310	IW	Tnsc1a	S	4	E624MOD:ALL	Y	
W-832-3602	PTMW	UTnbs1	Q	1	E300.0:NO3	Y	
W-832-3602	PTMW	UTnbs1	Q	2	E300.0:NO3	Y	
W-832-3602	PTMW	UTnbs1	Q	3	E300.0:NO3	Y	
W-832-3602	PTMW	UTnbs1	Q	4	E300.0:NO3	Y	
W-832-3602	PTMW	UTnbs1	Q	1	E300.0:PERC	Y	
W-832-3602	PTMW	UTnbs1	Q	2	E300.0:PERC	Y	
W-832-3602	PTMW	UTnbs1	Q	3	E300.0:PERC	Y	
W-832-3602	PTMW	UTnbs1	Q	4	E300.0:PERC	Y	
W-832-3602	PTMW	UTnbs1	Q	1	E624MOD:ALL	Y	
W-832-3602	PTMW	UTnbs1	Q	2	E624MOD:ALL	Y	
W-832-3602	PTMW	UTnbs1	Q	3	E624MOD:ALL	Y	
W-832-3602	PTMW	UTnbs1	Q	4	E624MOD:ALL	Y	
W-832-3603	PTMW	Tnsc1ab	Q	1	E300.0:NO3	Y	
W-832-3603	PTMW	Tnsc1ab	Q	2	E300.0:NO3	Y	
W-832-3603	PTMW	Tnsc1ab	Q	3	E300.0:NO3	Y	
W-832-3603	PTMW	Tnsc1ab	Q	4	E300.0:NO3	Y	
W-832-3603	PTMW	Tnsc1ab	Q	1	E300.0:PERC	Y	
W-832-3603	PTMW	Tnsc1ab	Q	2	E300.0:PERC	Y	
W-832-3603	PTMW	Tnsc1ab	Q	3	E300.0:PERC	Y	
W-832-3603	PTMW	Tnsc1ab	Q	4	E300.0:PERC	Y	
W-832-3603	PTMW	Tnsc1ab	Q	1	E624MOD:ALL	Y	
W-832-3603	PTMW	Tnsc1ab	Q	2	E624MOD:ALL	Y	
W-832-3603	PTMW	Tnsc1ab	Q	3	E624MOD:ALL	Y	
W-832-3603	PTMW	Tnsc1ab	Q	4	E624MOD:ALL	Y	
W-832-SC1	PTMW	Qal/WBR	A	1	E300.0:NO3	N	DRY
W-832-SC1	PTMW	Qal/WBR	A	1	E300.0:PERC	N	DRY
W-832-SC1	PTMW	Qal/WBR	S	1	E624MOD:ALL	N	DRY
W-832-SC1	PTMW	Qal/WBR	S	3	E624MOD:ALL	N	DRY
W-832-SC2	PTMW	Qal/WBR	A	1	E300.0:NO3	N	DRY
W-832-SC2	PTMW	Qal/WBR	E	1	E300.0:PERC		To be sampled in 2022
W-832-SC2	PTMW	Qal/WBR	S	1	E624MOD:ALL	N	DRY
W-832-SC2	PTMW	Qal/WBR	S	3	E624MOD:ALL	N	DRY
W-832-SC3	PTMW	Qal/WBR	A	1	E300.0:NO3	Y	
W-832-SC3	PTMW	Qal/WBR	O	1	E300.0:PERC	Y	
W-832-SC3	PTMW	Qal/WBR	S	1	E624MOD:ALL	Y	
W-832-SC3	PTMW	Qal/WBR	S	3	E624MOD:ALL	N	DRY
W-832-SC4	PTMW	Qal/WBR	A	1	E300.0:NO3	Y	
W-832-SC4	PTMW	Qal/WBR	E	1	E300.0:PERC		To be sampled in 2022
W-832-SC4	PTMW	Qal/WBR	S	1	E624MOD:ALL	Y	
W-832-SC4	PTMW	Qal/WBR	S	3	E624MOD:ALL	N	DRY
W-870-01	PTMW	Qal/WBR	A	1	E300.0:NO3	N	DRY
W-870-01	PTMW	Qal/WBR	A	1	E300.0:PERC	N	DRY
W-870-01	PTMW	Qal/WBR	S	1	E624MOD:ALL	N	DRY
W-870-01	PTMW	Qal/WBR	S	3	E624MOD:ALL	N	DRY
W-870-02	PTMW	Tnbs2	A	1	E300.0:NO3	N	DRY
W-870-02	PTMW	Tnbs2	E	1	E300.0:PERC		To be sampled in 2022
W-870-02	PTMW	Tnbs2	S	1	E624MOD:ALL	N	DRY
W-870-02	PTMW	Tnbs2	S	3	E624MOD:ALL	Y	
W-880-01	GW	Tnbs2	S	1	E300.0:NO3	Y	
W-880-01	GW	Tnbs2	S	3	E300.0:NO3	Y	
W-880-01	GW	Tnbs2	S	1	E300.0:PERC	Y	
W-880-01	GW	Tnbs2	S	3	E300.0:PERC	Y	
W-880-01	GW	Tnbs2	Q	1	E624MOD:ALL	Y	
W-880-01	GW	Tnbs2	Q	2	E624MOD:ALL	Y	
W-880-01	GW	Tnbs2	Q	3	E624MOD:ALL	Y	
W-880-01	GW	Tnbs2	Q	4	E624MOD:ALL	Y	
W-880-01	GW	Tnbs2	S	1	E8330LOW:ALL	Y	
W-880-01	GW	Tnbs2	S	3	E8330LOW:ALL	Y	
W-880-02	GW	Qal/WBR	S	1	E300.0:NO3	Y	
W-880-02	GW	Qal/WBR	S	3	E300.0:NO3	N	DRY
W-880-02	GW	Qal/WBR	S	1	E300.0:PERC	Y	
W-880-02	GW	Qal/WBR	S	3	E300.0:PERC	N	DRY
W-880-02	GW	Qal/WBR	Q	1	E624MOD:ALL	Y	
W-880-02	GW	Qal/WBR	Q	2	E624MOD:ALL	Y	
W-880-02	GW	Qal/WBR	Q	3	E624MOD:ALL	N	DRY
W-880-02	GW	Qal/WBR	Q	4	E624MOD:ALL	N	Insufficient water
W-880-02	GW	Qal/WBR	S	1	E8330LOW:ALL	Y	
W-880-02	GW	Qal/WBR	S	3	E8330LOW:ALL	N	DRY
W-880-03	GW	Tnsc1b	S	1	E300.0:NO3	Y	
W-880-03	GW	Tnsc1b	S	3	E300.0:NO3	Y	
W-880-03	GW	Tnsc1b	S	1	E300.0:PERC	Y	
W-880-03	GW	Tnsc1b	S	3	E300.0:PERC	Y	
W-880-03	GW	Tnsc1b	Q	1	E624MOD:ALL	Y	
W-880-03	GW	Tnsc1b	Q	2	E624MOD:ALL	Y	
W-880-03	GW	Tnsc1b	Q	3	E624MOD:ALL	Y	
W-880-03	GW	Tnsc1b	Q	4	E624MOD:ALL	Y	
W-880-03	GW	Tnsc1b	S	1	E8330LOW:ALL	Y	
W-880-03	GW	Tnsc1b	S	3	E8330LOW:ALL	Y	
W-851-05	PTMW	Tmss	A	4	AS:UISO	Y	
W-851-05	PTMW	Tmss	S	2	E300.0:NO3	Y	
W-851-05	PTMW	Tmss	S	4	E300.0:NO3	Y	
W-851-05	PTMW	Tmss	S	2	E300.0:PERC	Y	
W-851-05	PTMW	Tmss	S	4	E300.0:PERC	Y	
W-851-05	PTMW	Tmss	O	2	E624MOD:ALL	Y	
W-851-05	PTMW	Tmss	S	4	E624MOD:ALL	Y	

Appendix C. Ground and surface water sampling and analysis plan.

Sample Location	Location Type	Hydro Unit	Sampling Frequency	Sampling Quarter	Requested Analysis	Sampled Y/N	Comment
W-851-05	PTMW	Tmss	S	2	E8330:ALL	Y	
W-851-05	PTMW	Tmss	S	4	E8330:ALL	Y	
W-851-05	PTMW	Tmss	A	2	MSOS:UISO	Y	
W-851-05	PTMW	Tmss	S	2	T26METALS:ALL	Y	
W-851-05	PTMW	Tmss	S	4	T26METALS:ALL	Y	
W-851-06	PTMW	Tmss	A	4	AS:UISO	Y	
W-851-06	PTMW	Tmss	S	2	E300.0:NO3	Y	
W-851-06	PTMW	Tmss	S	4	E300.0:NO3	Y	
W-851-06	PTMW	Tmss	S	2	E300.0:PERC	Y	
W-851-06	PTMW	Tmss	S	4	E300.0:PERC	Y	
W-851-06	PTMW	Tmss	S	2	E624MOD:ALL	Y	
W-851-06	PTMW	Tmss	S	4	E624MOD:ALL	Y	
W-851-06	PTMW	Tmss	S	2	E8330:ALL	Y	
W-851-06	PTMW	Tmss	S	4	E8330:ALL	Y	
W-851-06	PTMW	Tmss	A	2	MSOS:UISO	Y	
W-851-06	PTMW	Tmss	S	2	T26METALS:ALL	Y	
W-851-06	PTMW	Tmss	S	4	T26METALS:ALL	Y	
W-851-07	PTMW	Tmss	A	4	AS:UISO	Y	
W-851-07	PTMW	Tmss	S	2	E300.0:NO3	Y	
W-851-07	PTMW	Tmss	S	4	E300.0:NO3	Y	
W-851-07	PTMW	Tmss	S	2	E300.0:PERC	Y	
W-851-07	PTMW	Tmss	S	4	E300.0:PERC	Y	
W-851-07	PTMW	Tmss	S	2	E624MOD:ALL	Y	
W-851-07	PTMW	Tmss	S	4	E624MOD:ALL	Y	
W-851-07	PTMW	Tmss	S	2	E8330:ALL	Y	
W-851-07	PTMW	Tmss	S	4	E8330:ALL	Y	
W-851-07	PTMW	Tmss	A	2	MSOS:UISO	Y	
W-851-07	PTMW	Tmss	S	2	T26METALS:ALL	Y	
W-851-07	PTMW	Tmss	S	4	T26METALS:ALL	Y	
W-851-08	PTMW	Tmss	A	4	AS:UISO	Y	
W-851-08	PTMW	Tmss	S	2	E300.0:NO3	Y	
W-851-08	PTMW	Tmss	S	4	E300.0:NO3	Y	
W-851-08	PTMW	Tmss	S	2	E300.0:PERC	Y	
W-851-08	PTMW	Tmss	S	4	E300.0:PERC	Y	
W-851-08	PTMW	Tmss	S	2	E624MOD:ALL	Y	
W-851-08	PTMW	Tmss	S	4	E624MOD:ALL	Y	
W-851-08	PTMW	Tmss	S	2	E8330:ALL	Y	
W-851-08	PTMW	Tmss	S	4	E8330:ALL	Y	
W-851-08	PTMW	Tmss	A	2	MSOS:UISO	Y	
W-851-08	PTMW	Tmss	S	2	T26METALS:ALL	Y	
W-851-08	PTMW	Tmss	S	4	T26METALS:ALL	Y	
W-851-3207	PTMW	Tmss	A	4	AS:UISO	Y	
W-851-3207	PTMW	Tmss	S	2	E300.0:NO3	Y	
W-851-3207	PTMW	Tmss	S	4	E300.0:NO3	Y	
W-851-3207	PTMW	Tmss	S	2	E300.0:PERC	Y	
W-851-3207	PTMW	Tmss	S	4	E300.0:PERC	Y	
W-851-3207	PTMW	Tmss	S	2	E624MOD:ALL	Y	
W-851-3207	PTMW	Tmss	S	4	E624MOD:ALL	Y	
W-851-3207	PTMW	Tmss	S	2	E8330:ALL	Y	
W-851-3207	PTMW	Tmss	S	4	E8330:ALL	Y	
W-851-3207	PTMW	Tmss	A	2	MSOS:UISO	Y	
W-851-3207	PTMW	Tmss	S	2	T26METALS:ALL	Y	
W-851-3207	PTMW	Tmss	S	4	T26METALS:ALL	Y	
W-851-3208	PTMW	Tmss	A	4	AS:UISO	Y	
W-851-3208	PTMW	Tmss	S	2	E300.0:NO3	Y	
W-851-3208	PTMW	Tmss	S	4	E300.0:NO3	Y	
W-851-3208	PTMW	Tmss	S	2	E300.0:PERC	Y	
W-851-3208	PTMW	Tmss	S	4	E300.0:PERC	Y	
W-851-3208	PTMW	Tmss	S	2	E624MOD:ALL	Y	
W-851-3208	PTMW	Tmss	S	4	E624MOD:ALL	Y	
W-851-3208	PTMW	Tmss	S	2	E8330:ALL	Y	
W-851-3208	PTMW	Tmss	S	4	E8330:ALL	Y	
W-851-3208	PTMW	Tmss	A	2	MSOS:UISO	Y	
W-851-3208	PTMW	Tmss	S	2	T26METALS:ALL	Y	
W-851-3208	PTMW	Tmss	S	4	T26METALS:ALL	Y	
K9-01	DMW	Tnbs1/Tnbs0	A	2	ANIONS:FL	Y	
K9-01	DMW	Tnbs1/Tnbs0	A	2	E200.7:LI	Y	
K9-01	DMW	Tnbs1/Tnbs0	A	2	E300.0:NO3	Y	
K9-01	DMW	Tnbs1/Tnbs0	A	2	E300.0:PERC	Y	
K9-01	DMW	Tnbs1/Tnbs0	A	2	E624MOD:ALL	Y	
K9-01	DMW	Tnbs1/Tnbs0	A	2	E8330LOW:ALL	Y	
K9-01	DMW	Tnbs1/Tnbs0	A	2	E906:ALL	Y	
K9-01	DMW	Tnbs1/Tnbs0	A	2	MSOS:UISO	Y	
K9-01	DMW	Tnbs1/Tnbs0	A	2	T26METALS:ALL	Y	
K9-02	DMW	Tnbs1/Tnbs0	A	2	ANIONS:FL	Y	
K9-02	DMW	Tnbs1/Tnbs0	A	2	E200.7:LI	Y	
K9-02	DMW	Tnbs1/Tnbs0	A	2	E300.0:NO3	Y	
K9-02	DMW	Tnbs1/Tnbs0	A	2	E300.0:PERC	Y	
K9-02	DMW	Tnbs1/Tnbs0	A	2	E624MOD:ALL	Y	
K9-02	DMW	Tnbs1/Tnbs0	A	2	E8330LOW:ALL	Y	
K9-02	DMW	Tnbs1/Tnbs0	A	2	E906:ALL	Y	
K9-02	DMW	Tnbs1/Tnbs0	A	2	MSOS:UISO	Y	
K9-02	DMW	Tnbs1/Tnbs0	A	2	T26METALS:ALL	Y	
K9-03	DMW	Tnbs1/Tnbs0	A	2	ANIONS:FL	Y	
K9-03	DMW	Tnbs1/Tnbs0	A	2	E200.7:LI	Y	
K9-03	DMW	Tnbs1/Tnbs0	A	2	E300.0:NO3	Y	
K9-03	DMW	Tnbs1/Tnbs0	A	2	E300.0:PERC	Y	
K9-03	DMW	Tnbs1/Tnbs0	A	2	E624MOD:ALL	Y	
K9-03	DMW	Tnbs1/Tnbs0	A	2	E8330LOW:ALL	Y	
K9-03	DMW	Tnbs1/Tnbs0	A	2	E906:ALL	Y	
K9-03	DMW	Tnbs1/Tnbs0	A	2	MSOS:UISO	Y	
K9-03	DMW	Tnbs1/Tnbs0	A	2	T26METALS:ALL	Y	
K9-04	DMW	Tnbs1/Tnbs0	A	2	ANIONS:FL	Y	

Appendix C. Ground and surface water sampling and analysis plan.

Sample Location	Location Type	Hydro Unit	Sampling Frequency	Sampling Quarter	Requested Analysis	Sampled Y/N	Comment
K9-04	DMW	Tnbs1/Tnbs0	A	2	E200.7:LI	Y	
K9-04	DMW	Tnbs1/Tnbs0	A	2	E300.0:NO3	Y	
K9-04	DMW	Tnbs1/Tnbs0	A	2	E300.0:PERC	Y	
K9-04	DMW	Tnbs1/Tnbs0	A	2	E624MOD:ALL	Y	
K9-04	DMW	Tnbs1/Tnbs0	A	2	E8330LOW:ALL	Y	
K9-04	DMW	Tnbs1/Tnbs0	A	2	E906:ALL	Y	
K9-04	DMW	Tnbs1/Tnbs0	A	2	MSOS:UISO	Y	
K9-04	DMW	Tnbs1/Tnbs0	A	2	T26METALS:ALL	Y	
W-PIT9-3204	DMW	Tnbs1/Tnbs0	A	2	ANIONS:FL	Y	
W-PIT9-3204	DMW	Tnbs1/Tnbs0	A	2	E200.7:LI	Y	
W-PIT9-3204	DMW	Tnbs1/Tnbs0	A	2	E300.0:NO3	Y	
W-PIT9-3204	DMW	Tnbs1/Tnbs0	A	2	E300.0:PERC	Y	
W-PIT9-3204	DMW	Tnbs1/Tnbs0	A	2	E624MOD:ALL	Y	
W-PIT9-3204	DMW	Tnbs1/Tnbs0	A	2	E8330LOW:ALL	Y	
W-PIT9-3204	DMW	Tnbs1/Tnbs0	A	2	E906:ALL	Y	
W-PIT9-3204	DMW	Tnbs1/Tnbs0	A	2	MSOS:UISO	Y	
W-PIT9-3204	DMW	Tnbs1/Tnbs0	A	2	T26METALS:ALL	Y	
W-PIT9-3205	DMW	Tnbs1/Tnbs0	A	2	ANIONS:FL	N	No access to well location
W-PIT9-3205	DMW	Tnbs1/Tnbs0	A	2	E200.7:LI	N	No access to well location
W-PIT9-3205	DMW	Tnbs1/Tnbs0	A	2	E300.0:NO3	N	No access to well location
W-PIT9-3205	DMW	Tnbs1/Tnbs0	A	2	E300.0:PERC	N	No access to well location
W-PIT9-3205	DMW	Tnbs1/Tnbs0	A	2	E624MOD:ALL	N	No access to well location
W-PIT9-3205	DMW	Tnbs1/Tnbs0	A	2	E8330LOW:ALL	N	No access to well location
W-PIT9-3205	DMW	Tnbs1/Tnbs0	A	2	E906:ALL	N	No access to well location
W-PIT9-3205	DMW	Tnbs1/Tnbs0	A	2	T26METALS:ALL	N	No access to well location
W-PIT9-3206	DMW	Tnbs1/Tnbs0	A	2	ANIONS:FL	N	No access to well location
W-PIT9-3206	DMW	Tnbs1/Tnbs0	A	2	E200.7:LI	N	No access to well location
W-PIT9-3206	DMW	Tnbs1/Tnbs0	A	2	E300.0:NO3	N	No access to well location
W-PIT9-3206	DMW	Tnbs1/Tnbs0	A	2	E300.0:PERC	N	No access to well location
W-PIT9-3206	DMW	Tnbs1/Tnbs0	A	2	E624MOD:ALL	N	No access to well location
W-PIT9-3206	DMW	Tnbs1/Tnbs0	A	2	E8330LOW:ALL	N	No access to well location
W-PIT9-3206	DMW	Tnbs1/Tnbs0	A	2	E906:ALL	N	No access to well location
W-PIT9-3206	DMW	Tnbs1/Tnbs0	A	2	T26METALS:ALL	N	No access to well location
W-833-03	PTMW	Tpsg	A	1	E624MOD:ALL	N	DRY
W-833-12	PTMW	Tpsg	A	1	E624MOD:ALL	N	DRY
W-833-18	PTMW	Tpsg	A	1	E624MOD:ALL	N	DRY
W-833-22	PTMW	Tpsg	A	1	E624MOD:ALL	N	DRY
W-833-28	PTMW	Tpsg	A	1	E624MOD:ALL	N	DRY
W-833-30	PTMW	LTnbs1	A	1	E624MOD:ALL	Y	
W-833-33	PTMW	Tpsg	A	1	E624MOD:ALL	N	DRY
W-833-34	PTMW	Tpsg	A	1	E624MOD:ALL	N	Insufficient water
W-833-43	PTMW	Tpsg	A	1	E624MOD:ALL	N	DRY
W-840-01	PTMW	LTnbs1	O	1	E300.0:NO3	Y	
W-840-01	PTMW	LTnbs1	O	1	E300.0:PERC	Y	
W-840-01	PTMW	LTnbs1	O	1	E624MOD:ALL	Y	
W-841-01	PTMW	UTnbs1	O	1	E300.0:NO3	Y	
W-841-01	PTMW	UTnbs1	O	1	E300.0:PERC	Y	
W-841-01	PTMW	UTnbs1	A	1	E624MOD:ALL	Y	
K8-01	PTMW	Tnbs1-Tnbs0	A	2	AS:UISO	Y	
K8-01	PTMW	Tnbs1-Tnbs0	A	2	E300.0:NO3	Y	
K8-01	PTMW	Tnbs1-Tnbs0	S	2	E300.0:PERC	Y	
K8-01	PTMW	Tnbs1-Tnbs0	S	4	E300.0:PERC	Y	
K8-01	PTMW	Tnbs1-Tnbs0	S	2	E624MOD:ALL	Y	
K8-01	PTMW	Tnbs1-Tnbs0	S	4	E624MOD:ALL	Y	
K8-01	PTMW	Tnbs1-Tnbs0	S	2	E906:ALL	Y	
K8-01	PTMW	Tnbs1-Tnbs0	S	4	E906:ALL	Y	
K8-02B	DMW	Tnbs1-Tnbs0	A	2	ANIONS:FL	Y	
K8-02B	DMW	Tnbs1-Tnbs0	A	4	AS:UISO	Y	
K8-02B	DMW	Tnbs1-Tnbs0	A	2	E200.7:LI	Y	
K8-02B	DMW	Tnbs1-Tnbs0	S	2	E300.0:NO3	Y	
K8-02B	DMW	Tnbs1-Tnbs0	S	4	E300.0:NO3	Y	
K8-02B	DMW	Tnbs1-Tnbs0	Q	1	E300.0:PERC	N	Inoperable equipment
K8-02B	DMW	Tnbs1-Tnbs0	Q	2	E300.0:PERC	Y	
K8-02B	DMW	Tnbs1-Tnbs0	Q	3	E300.0:PERC	Y	
K8-02B	DMW	Tnbs1-Tnbs0	Q	4	E300.0:PERC	Y	
K8-02B	DMW	Tnbs1-Tnbs0	A	2	E624MOD:ALL	Y	
K8-02B	DMW	Tnbs1-Tnbs0	A	2	E8330LOW:ALL	Y	
K8-02B	DMW	Tnbs1-Tnbs0	Q	1	E906:ALL	N	Inoperable equipment
K8-02B	DMW	Tnbs1-Tnbs0	Q	2	E906:ALL	Y	
K8-02B	DMW	Tnbs1-Tnbs0	Q	3	E906:ALL	Y	
K8-02B	DMW	Tnbs1-Tnbs0	Q	4	E906:ALL	Y	
K8-02B	DMW	Tnbs1-Tnbs0	A	2	MSOS:UISO	Y	
K8-02B	DMW	Tnbs1-Tnbs0	A	2	T26METALS:ALL	Y	
K8-03B	PTMW	Tnbs1-Tnbs0	A	2	AS:UISO	Y	
K8-03B	PTMW	Tnbs1-Tnbs0	A	2	E300.0:NO3	Y	
K8-03B	PTMW	Tnbs1-Tnbs0	S	2	E300.0:PERC	Y	
K8-03B	PTMW	Tnbs1-Tnbs0	S	4	E300.0:PERC	Y	
K8-03B	PTMW	Tnbs1-Tnbs0	S	2	E624MOD:ALL	Y	
K8-03B	PTMW	Tnbs1-Tnbs0	S	4	E624MOD:ALL	Y	
K8-03B	PTMW	Tnbs1-Tnbs0	S	2	E906:ALL	Y	
K8-03B	PTMW	Tnbs1-Tnbs0	S	4	E906:ALL	Y	
K8-04	DMW	Tnbs1-Tnbs0	A	2	ANIONS:FL	Y	
K8-04	DMW	Tnbs1-Tnbs0	A	2	E200.7:LI	Y	
K8-04	DMW	Tnbs1-Tnbs0	A	2	E300.0:NO3	Y	
K8-04	DMW	Tnbs1-Tnbs0	S	2	E300.0:PERC	Y	
K8-04	DMW	Tnbs1-Tnbs0	S	4	E300.0:PERC	Y	
K8-04	DMW	Tnbs1-Tnbs0	A	2	E624MOD:ALL	Y	
K8-04	DMW	Tnbs1-Tnbs0	A	2	E8330LOW:ALL	Y	
K8-04	DMW	Tnbs1-Tnbs0	S	2	E906:ALL	Y	
K8-04	DMW	Tnbs1-Tnbs0	S	4	E906:ALL	Y	
K8-04	DMW	Tnbs1-Tnbs0	A	2	MSOS:UISO	Y	
K8-04	DMW	Tnbs1-Tnbs0	A	2	T26METALS:ALL	Y	
K8-05	DMW	Tnbs1-Tnbs0	O	2	ANIONS:FL	N	DRY

Appendix C. Ground and surface water sampling and analysis plan.

Sample Location	Location Type	Hydro Unit	Sampling Frequency	Sampling Quarter	Requested Analysis	Sampled Y/N	Comment
K8-05	DMW	Tnbs1-Tnbs0	O	2	AS:UISO	N	DRY
K8-05	DMW	Tnbs1-Tnbs0	O	2	E200.7:LI	N	DRY
K8-05	DMW	Tnbs1-Tnbs0	O	2	E300.0:NO3	N	DRY
K8-05	DMW	Tnbs1-Tnbs0	O	2	E300.0:PERC	N	DRY
K8-05	DMW	Tnbs1-Tnbs0	O	2	E624MOD:ALL	N	DRY
K8-05	DMW	Tnbs1-Tnbs0	O	2	E8330LOW:ALL	N	DRY
K8-05	DMW	Tnbs1-Tnbs0	O	2	E906:ALL	N	DRY
K8-05	DMW	Tnbs1-Tnbs0	O	2	T26METALS:ALL	N	DRY
W-PIT8-3201	PTMW	Tnbs1/Tnbs0	A	2	ANIONS:FL	Y	
W-PIT8-3201	PTMW	Tnbs1/Tnbs0	A	4	AS:UISO	Y	
W-PIT8-3201	PTMW	Tnbs1/Tnbs0	A	2	E200.7:LI	Y	
W-PIT8-3201	PTMW	Tnbs1/Tnbs0	S	2	E300.0:NO3	Y	
W-PIT8-3201	PTMW	Tnbs1/Tnbs0	S	4	E300.0:NO3	Y	
W-PIT8-3201	PTMW	Tnbs1/Tnbs0	S	2	E300.0:PERC	Y	
W-PIT8-3201	PTMW	Tnbs1/Tnbs0	S	4	E300.0:PERC	Y	
W-PIT8-3201	PTMW	Tnbs1/Tnbs0	A	2	E624MOD:ALL	Y	
W-PIT8-3201	PTMW	Tnbs1/Tnbs0	A	2	E8330LOW:ALL	Y	
W-PIT8-3201	PTMW	Tnbs1/Tnbs0	S	2	E906:ALL	Y	
W-PIT8-3201	PTMW	Tnbs1/Tnbs0	S	4	E906:ALL	Y	
W-PIT8-3201	PTMW	Tnbs1/Tnbs0	A	2	MSOS:UISO	Y	
W-PIT8-3201	PTMW	Tnbs1/Tnbs0	A	2	T26METALS:ALL	Y	
W-PIT8-3202	PTMW	Tnbs1/Tnbs0	A	2	ANIONS:FL	Y	
W-PIT8-3202	PTMW	Tnbs1/Tnbs0	A	4	AS:UISO	Y	
W-PIT8-3202	PTMW	Tnbs1/Tnbs0	A	2	E200.7:LI	Y	
W-PIT8-3202	PTMW	Tnbs1/Tnbs0	S	2	E300.0:NO3	Y	
W-PIT8-3202	PTMW	Tnbs1/Tnbs0	S	4	E300.0:NO3	Y	
W-PIT8-3202	PTMW	Tnbs1/Tnbs0	S	2	E300.0:PERC	Y	
W-PIT8-3202	PTMW	Tnbs1/Tnbs0	S	4	E300.0:PERC	Y	
W-PIT8-3202	PTMW	Tnbs1/Tnbs0	A	2	E624MOD:ALL	Y	
W-PIT8-3202	PTMW	Tnbs1/Tnbs0	A	2	E8330LOW:ALL	Y	
W-PIT8-3202	PTMW	Tnbs1/Tnbs0	S	2	E906:ALL	Y	
W-PIT8-3202	PTMW	Tnbs1/Tnbs0	S	4	E906:ALL	Y	
W-PIT8-3202	PTMW	Tnbs1/Tnbs0	A	2	MSOS:UISO	Y	
W-PIT8-3202	PTMW	Tnbs1/Tnbs0	A	2	T26METALS:ALL	Y	
W-PIT8-3203	PTMW	Tnbs1/Tnbs0	A	2	ANIONS:FL	Y	
W-PIT8-3203	PTMW	Tnbs1/Tnbs0	A	4	AS:UISO	Y	
W-PIT8-3203	PTMW	Tnbs1/Tnbs0	A	2	E200.7:LI	Y	
W-PIT8-3203	PTMW	Tnbs1/Tnbs0	S	2	E300.0:NO3	Y	
W-PIT8-3203	PTMW	Tnbs1/Tnbs0	S	4	E300.0:NO3	Y	
W-PIT8-3203	PTMW	Tnbs1/Tnbs0	S	2	E300.0:PERC	Y	
W-PIT8-3203	PTMW	Tnbs1/Tnbs0	S	4	E300.0:PERC	Y	
W-PIT8-3203	PTMW	Tnbs1/Tnbs0	A	2	E624MOD:ALL	Y	
W-PIT8-3203	PTMW	Tnbs1/Tnbs0	A	2	E8330LOW:ALL	Y	
W-PIT8-3203	PTMW	Tnbs1/Tnbs0	S	2	E906:ALL	Y	
W-PIT8-3203	PTMW	Tnbs1/Tnbs0	S	4	E906:ALL	Y	
W-PIT8-3203	PTMW	Tnbs1/Tnbs0	A	2	MSOS:UISO	Y	
W-PIT8-3203	PTMW	Tnbs1/Tnbs0	A	2	T26METALS:ALL	Y	

Appendix D

Groundwater Elevations Measured During 2021

Appendix D Groundwater Elevations Measured During 2021

Operable Unit (OU)	OU Name	Well	Date	Groundwater elevation (feet above mean sea level)	Commments
OU1	General Services Area Operable Unit	CDF1	1/21/2021	490.03	Pre-sampling Measurement
OU1	General Services Area Operable Unit	CDF1	1/26/2021	488.59	
OU1	General Services Area Operable Unit	CDF1	2/24/2021	488.50	Pre-sampling Measurement
OU1	General Services Area Operable Unit	CDF1	4/22/2021	488.82	Pre-sampling Measurement
OU1	General Services Area Operable Unit	CDF1	4/27/2021	489.06	
OU1	General Services Area Operable Unit	CDF1	5/20/2021	488.35	Pre-sampling Measurement
OU1	General Services Area Operable Unit	CDF1	7/28/2021	488.83	Pre-sampling Measurement
OU1	General Services Area Operable Unit	CDF1	8/12/2021	487.61	
OU1	General Services Area Operable Unit	CDF1	8/25/2021	488.62	Pre-sampling Measurement
OU1	General Services Area Operable Unit	CDF1	9/23/2021	488.40	Pre-sampling Measurement
OU1	General Services Area Operable Unit	CDF1	10/20/2021	487.74	Pre-sampling Measurement
OU1	General Services Area Operable Unit	CDF1	10/26/2021	488.01	
OU1	General Services Area Operable Unit	CDF1	11/16/2021	488.32	Pre-sampling Measurement
OU1	General Services Area Operable Unit	CDF1	12/14/2021	488.10	Pre-sampling Measurement
OU1	General Services Area Operable Unit	CON1	1/21/2021	473.76	Pre-sampling Measurement
OU1	General Services Area Operable Unit	CON1	1/26/2021	489.06	
OU1	General Services Area Operable Unit	CON1	2/24/2021	466.95	Pre-sampling Measurement
OU1	General Services Area Operable Unit	CON1	4/22/2021	469.26	Pre-sampling Measurement
OU1	General Services Area Operable Unit	CON1	4/27/2021	489.75	
OU1	General Services Area Operable Unit	CON1	5/20/2021	466.21	Pre-sampling Measurement
OU1	General Services Area Operable Unit	CON1	7/28/2021	461.72	Pre-sampling Measurement
OU1	General Services Area Operable Unit	CON1	8/12/2021	488.07	
OU1	General Services Area Operable Unit	CON1	8/25/2021	464.99	Pre-sampling Measurement
OU1	General Services Area Operable Unit	CON1	9/23/2021	463.96	Pre-sampling Measurement
OU1	General Services Area Operable Unit	CON1	10/20/2021	462.58	Pre-sampling Measurement
OU1	General Services Area Operable Unit	CON1	10/26/2021	488.44	
OU1	General Services Area Operable Unit	CON1	11/16/2021	488.06	Pre-sampling Measurement
OU1	General Services Area Operable Unit	CON1	12/14/2021	487.74	Pre-sampling Measurement
OU1	General Services Area Operable Unit	CON2	1/26/2021	486.56	
OU1	General Services Area Operable Unit	CON2	4/27/2021	487.07	
OU1	General Services Area Operable Unit	CON2	8/12/2021	486.27	
OU1	General Services Area Operable Unit	CON2	9/23/2021	485.97	Pre-sampling Measurement
OU1	General Services Area Operable Unit	CON2	10/20/2021	485.87	Pre-sampling Measurement
OU1	General Services Area Operable Unit	CON2	10/26/2021	486.32	
OU1	General Services Area Operable Unit	CON2	11/16/2021	486.67	Pre-sampling Measurement
OU1	General Services Area Operable Unit	CON2	12/13/2021	485.99	Pre-sampling Measurement
OU1	General Services Area Operable Unit	W-25N-04	2/3/2021	485.86	
OU1	General Services Area Operable Unit	W-25N-04	5/10/2021	485.75	
OU1	General Services Area Operable Unit	W-25N-04	8/11/2021	485.45	
OU1	General Services Area Operable Unit	W-25N-04	10/21/2021	485.27	
OU1	General Services Area Operable Unit	W-25N-07	1/26/2021	486.18	
OU1	General Services Area Operable Unit	W-25N-07	4/27/2021	487.08	
OU1	General Services Area Operable Unit	W-25N-07	8/12/2021	486.23	
OU1	General Services Area Operable Unit	W-25N-07	10/26/2021	485.82	
OU1	General Services Area Operable Unit	W-25N-08	2/3/2021	486.48	
OU1	General Services Area Operable Unit	W-25N-08	5/10/2021	485.22	
OU1	General Services Area Operable Unit	W-25N-08	8/11/2021	484.62	
OU1	General Services Area Operable Unit	W-25N-08	10/21/2021	483.97	
OU1	General Services Area Operable Unit	W-25N-10	1/26/2021	488.64	
OU1	General Services Area Operable Unit	W-25N-10	4/27/2021	489.08	
OU1	General Services Area Operable Unit	W-25N-10	8/12/2021	487.36	
OU1	General Services Area Operable Unit	W-25N-10	10/26/2021	488.15	
OU1	General Services Area Operable Unit	W-25N-11	1/26/2021	488.56	
OU1	General Services Area Operable Unit	W-25N-11	4/27/2021	488.97	
OU1	General Services Area Operable Unit	W-25N-11	8/12/2021	487.32	
OU1	General Services Area Operable Unit	W-25N-11	10/26/2021	487.91	
OU1	General Services Area Operable Unit	W-25N-12	1/26/2021	487.82	
OU1	General Services Area Operable Unit	W-25N-12	4/27/2021	488.39	
OU1	General Services Area Operable Unit	W-25N-12	8/12/2021	486.32	
OU1	General Services Area Operable Unit	W-25N-12	10/26/2021	487.12	
OU1	General Services Area Operable Unit	W-25N-13	1/26/2021	485.46	
OU1	General Services Area Operable Unit	W-25N-13	4/27/2021	486.37	
OU1	General Services Area Operable Unit	W-25N-13	8/12/2021	485.48	
OU1	General Services Area Operable Unit	W-25N-13	10/26/2021	484.78	
OU1	General Services Area Operable Unit	W-25N-22	2/3/2021	486.20	
OU1	General Services Area Operable Unit	W-25N-22	5/10/2021	485.75	
OU1	General Services Area Operable Unit	W-25N-22	8/11/2021	485.24	
OU1	General Services Area Operable Unit	W-25N-22	10/21/2021	484.63	
OU1	General Services Area Operable Unit	W-25N-23	2/3/2021	486.70	
OU1	General Services Area Operable Unit	W-25N-23	3/9/2021	486.59	Pre-sampling Measurement
OU1	General Services Area Operable Unit	W-25N-23	3/10/2021	486.59	Pre-sampling Measurement
OU1	General Services Area Operable Unit	W-25N-23	5/10/2021	485.40	
OU1	General Services Area Operable Unit	W-25N-23	8/11/2021	484.78	
OU1	General Services Area Operable Unit	W-25N-23	9/8/2021	484.66	Pre-sampling Measurement
OU1	General Services Area Operable Unit	W-25N-23	9/9/2021	484.66	Pre-sampling Measurement
OU1	General Services Area Operable Unit	W-25N-23	10/21/2021	484.08	
OU1	General Services Area Operable Unit	W-25N-25	1/26/2021	484.97	
OU1	General Services Area Operable Unit	W-25N-25	4/27/2021	485.95	
OU1	General Services Area Operable Unit	W-25N-25	8/12/2021	484.98	
OU1	General Services Area Operable Unit	W-25N-25	10/26/2021	484.37	
OU1	General Services Area Operable Unit	W-25N-28	1/26/2021	481.08	
OU1	General Services Area Operable Unit	W-25N-28	4/27/2021	482.29	
OU1	General Services Area Operable Unit	W-25N-28	8/12/2021	481.07	
OU1	General Services Area Operable Unit	W-25N-28	10/26/2021	480.28	
OU1	General Services Area Operable Unit	W-26R-01	2/3/2021	488.38	
OU1	General Services Area Operable Unit	W-26R-01	3/9/2021	488.51	Pre-sampling Measurement
OU1	General Services Area Operable Unit	W-26R-01	3/10/2021	488.51	Pre-sampling Measurement
OU1	General Services Area Operable Unit	W-26R-01	5/10/2021	487.03	
OU1	General Services Area Operable Unit	W-26R-01	5/12/2021	487.13	Pre-sampling Measurement
OU1	General Services Area Operable Unit	W-26R-01	5/13/2021	487.11	Pre-sampling Measurement
OU1	General Services Area Operable Unit	W-26R-01	5/24/2021	487.13	Pre-sampling Measurement

Appendix D Groundwater Elevations Measured During 2021

OU1	General Services Area Operable Unit	W-26R-01	5/25/2021	487.12	Pre-sampling Measurement
OU1	General Services Area Operable Unit	W-26R-01	8/11/2021	486.41	
OU1	General Services Area Operable Unit	W-26R-01	9/7/2021	486.32	Pre-sampling Measurement
OU1	General Services Area Operable Unit	W-26R-01	9/8/2021	486.31	Pre-sampling Measurement
OU1	General Services Area Operable Unit	W-26R-01	9/13/2021	486.29	Pre-sampling Measurement
OU1	General Services Area Operable Unit	W-26R-01	10/21/2021	483.60	
OU1	General Services Area Operable Unit	W-26R-01	10/25/2021	485.49	Pre-sampling Measurement
OU1	General Services Area Operable Unit	W-26R-01	10/26/2021	485.32	Pre-sampling Measurement
OU1	General Services Area Operable Unit	W-26R-05	2/3/2021	487.78	
OU1	General Services Area Operable Unit	W-26R-05	3/8/2021	487.99	Pre-sampling Measurement
OU1	General Services Area Operable Unit	W-26R-05	5/10/2021	487.59	
OU1	General Services Area Operable Unit	W-26R-05	5/17/2021	487.74	Pre-sampling Measurement
OU1	General Services Area Operable Unit	W-26R-05	5/19/2021	487.74	Pre-sampling Measurement
OU1	General Services Area Operable Unit	W-26R-05	8/11/2021	487.01	
OU1	General Services Area Operable Unit	W-26R-05	9/13/2021	< 486.93	DRY
OU1	General Services Area Operable Unit	W-26R-05	10/21/2021	486.25	
OU1	General Services Area Operable Unit	W-26R-06	2/3/2021	488.29	
OU1	General Services Area Operable Unit	W-26R-06	5/10/2021	486.92	
OU1	General Services Area Operable Unit	W-26R-06	5/24/2021	487.63	Pre-sampling Measurement
OU1	General Services Area Operable Unit	W-26R-06	8/11/2021	486.24	
OU1	General Services Area Operable Unit	W-26R-06	10/21/2021	485.45	
OU1	General Services Area Operable Unit	W-26R-06	10/28/2021	485.76	Pre-sampling Measurement
OU1	General Services Area Operable Unit	W-26R-08	2/3/2021	490.79	
OU1	General Services Area Operable Unit	W-26R-08	5/10/2021	490.10	
OU1	General Services Area Operable Unit	W-26R-08	8/11/2021	490.35	
OU1	General Services Area Operable Unit	W-26R-08	10/21/2021	489.90	
OU1	General Services Area Operable Unit	W-26R-11	2/3/2021	488.53	
OU1	General Services Area Operable Unit	W-26R-11	3/9/2021	487.74	Pre-sampling Measurement
OU1	General Services Area Operable Unit	W-26R-11	3/10/2021	487.71	Pre-sampling Measurement
OU1	General Services Area Operable Unit	W-26R-11	5/10/2021	487.02	
OU1	General Services Area Operable Unit	W-26R-11	5/12/2021	487.02	Pre-sampling Measurement
OU1	General Services Area Operable Unit	W-26R-11	5/13/2021	487.05	Pre-sampling Measurement
OU1	General Services Area Operable Unit	W-26R-11	5/24/2021	487.05	Pre-sampling Measurement
OU1	General Services Area Operable Unit	W-26R-11	5/25/2021	487.07	Pre-sampling Measurement
OU1	General Services Area Operable Unit	W-26R-11	8/11/2021	486.39	
OU1	General Services Area Operable Unit	W-26R-11	9/7/2021	486.04	Pre-sampling Measurement
OU1	General Services Area Operable Unit	W-26R-11	9/8/2021	486.03	Pre-sampling Measurement
OU1	General Services Area Operable Unit	W-26R-11	9/13/2021	486.03	Pre-sampling Measurement
OU1	General Services Area Operable Unit	W-26R-11	10/21/2021	< 486.39	DRY
OU1	General Services Area Operable Unit	W-35A-01	1/26/2021	488.67	
OU1	General Services Area Operable Unit	W-35A-01	4/27/2021	489.80	
OU1	General Services Area Operable Unit	W-35A-01	8/12/2021	488.98	
OU1	General Services Area Operable Unit	W-35A-01	10/26/2021	488.91	
OU1	General Services Area Operable Unit	W-35A-01	10/26/2021	508.21	ARTESIAN
OU1	General Services Area Operable Unit	W-35A-01	12/13/2021	487.69	Pre-sampling Measurement
OU1	General Services Area Operable Unit	W-35A-02	1/26/2021	491.95	
OU1	General Services Area Operable Unit	W-35A-02	4/15/2021	1509.69	ARTESIAN
OU1	General Services Area Operable Unit	W-35A-02	4/27/2021	492.72	
OU1	General Services Area Operable Unit	W-35A-02	8/12/2021	492.29	
OU1	General Services Area Operable Unit	W-35A-02	10/26/2021	492.08	
OU1	General Services Area Operable Unit	W-35A-02	11/16/2021	491.84	Pre-sampling Measurement
OU1	General Services Area Operable Unit	W-35A-03	1/26/2021	488.47	
OU1	General Services Area Operable Unit	W-35A-03	4/27/2021	489.56	
OU1	General Services Area Operable Unit	W-35A-03	6/23/2021	487.53	Pre-sampling Measurement
OU1	General Services Area Operable Unit	W-35A-03	8/12/2021	488.68	
OU1	General Services Area Operable Unit	W-35A-03	10/26/2021	488.52	
OU1	General Services Area Operable Unit	W-35A-03	11/16/2021	488.14	Pre-sampling Measurement
OU1	General Services Area Operable Unit	W-35A-04	1/26/2021	487.13	
OU1	General Services Area Operable Unit	W-35A-04	4/27/2021	488.10	
OU1	General Services Area Operable Unit	W-35A-04	6/28/2021	487.19	Pre-sampling Measurement
OU1	General Services Area Operable Unit	W-35A-04	6/29/2021	487.18	Pre-sampling Measurement
OU1	General Services Area Operable Unit	W-35A-04	8/12/2021	487.32	
OU1	General Services Area Operable Unit	W-35A-04	9/14/2021	487.17	Pre-sampling Measurement
OU1	General Services Area Operable Unit	W-35A-04	9/15/2021	487.15	Pre-sampling Measurement
OU1	General Services Area Operable Unit	W-35A-04	10/26/2021	486.62	
OU1	General Services Area Operable Unit	W-35A-04	11/2/2021	487.06	Pre-sampling Measurement
OU1	General Services Area Operable Unit	W-35A-04	11/3/2021	487.07	Pre-sampling Measurement
OU1	General Services Area Operable Unit	W-35A-05	1/26/2021	488.83	
OU1	General Services Area Operable Unit	W-35A-05	4/27/2021	489.98	
OU1	General Services Area Operable Unit	W-35A-05	8/12/2021	488.94	
OU1	General Services Area Operable Unit	W-35A-05	10/26/2021	489.28	
OU1	General Services Area Operable Unit	W-35A-06	1/26/2021	486.69	
OU1	General Services Area Operable Unit	W-35A-06	4/27/2021	487.74	
OU1	General Services Area Operable Unit	W-35A-06	8/12/2021	486.86	
OU1	General Services Area Operable Unit	W-35A-06	10/26/2021	486.42	
OU1	General Services Area Operable Unit	W-35A-07	1/26/2021	NM	No well access for sampling or measurement
OU1	General Services Area Operable Unit	W-35A-07	4/27/2021	512.92	ARTESIAN
OU1	General Services Area Operable Unit	W-35A-07	8/12/2021	509.81	
OU1	General Services Area Operable Unit	W-35A-07	10/26/2021	NM	No well access for sampling or measurement
OU1	General Services Area Operable Unit	W-35A-07	11/16/2021	509.62	Pre-sampling Measurement
OU1	General Services Area Operable Unit	W-35A-08	1/26/2021	499.31	
OU1	General Services Area Operable Unit	W-35A-08	4/27/2021	499.58	
OU1	General Services Area Operable Unit	W-35A-08	8/12/2021	499.16	
OU1	General Services Area Operable Unit	W-35A-08	9/27/2021	498.94	Pre-sampling Measurement
OU1	General Services Area Operable Unit	W-35A-08	10/26/2021	499.96	
OU1	General Services Area Operable Unit	W-35A-08	11/16/2021	499.85	Pre-sampling Measurement
OU1	General Services Area Operable Unit	W-35A-09	1/26/2021	494.75	
OU1	General Services Area Operable Unit	W-35A-09	4/27/2021	495.37	
OU1	General Services Area Operable Unit	W-35A-09	8/12/2021	494.92	
OU1	General Services Area Operable Unit	W-35A-09	10/26/2021	495.34	
OU1	General Services Area Operable Unit	W-35A-09	11/16/2021	495.17	Pre-sampling Measurement
OU1	General Services Area Operable Unit	W-35A-10	1/26/2021	494.10	

Appendix D Groundwater Elevations Measured During 2021

OU1	General Services Area Operable Unit	W-35A-10	4/27/2021	494.62	
OU1	General Services Area Operable Unit	W-35A-10	8/12/2021	493.88	
OU1	General Services Area Operable Unit	W-35A-10	10/26/2021	493.75	
OU1	General Services Area Operable Unit	W-35A-10	11/16/2021	493.66	Pre-sampling Measurement
OU1	General Services Area Operable Unit	W-35A-11	1/26/2021	504.56	
OU1	General Services Area Operable Unit	W-35A-11	4/27/2021	506.91	
OU1	General Services Area Operable Unit	W-35A-11	8/12/2021	506.41	
OU1	General Services Area Operable Unit	W-35A-11	10/26/2021	506.13	
OU1	General Services Area Operable Unit	W-35A-11	11/16/2021	506.13	Pre-sampling Measurement
OU1	General Services Area Operable Unit	W-35A-12	1/26/2021	495.60	
OU1	General Services Area Operable Unit	W-35A-12	4/27/2021	495.80	
OU1	General Services Area Operable Unit	W-35A-12	8/12/2021	495.38	
OU1	General Services Area Operable Unit	W-35A-12	10/26/2021	494.78	
OU1	General Services Area Operable Unit	W-35A-12	11/16/2021	494.78	Pre-sampling Measurement
OU1	General Services Area Operable Unit	W-35A-13	1/26/2021	488.52	
OU1	General Services Area Operable Unit	W-35A-13	4/27/2021	489.50	
OU1	General Services Area Operable Unit	W-35A-13	8/12/2021	488.66	
OU1	General Services Area Operable Unit	W-35A-13	10/26/2021	488.24	
OU1	General Services Area Operable Unit	W-35A-13	11/16/2021	488.14	Pre-sampling Measurement
OU1	General Services Area Operable Unit	W-35A-14	1/26/2021	494.34	
OU1	General Services Area Operable Unit	W-35A-14	4/27/2021	495.05	
OU1	General Services Area Operable Unit	W-35A-14	8/12/2021	494.71	
OU1	General Services Area Operable Unit	W-35A-14	9/27/2021	494.52	Pre-sampling Measurement
OU1	General Services Area Operable Unit	W-35A-14	10/26/2021	494.43	
OU1	General Services Area Operable Unit	W-35A-14	11/16/2021	494.33	Pre-sampling Measurement
OU1	General Services Area Operable Unit	W-7A	2/1/2021	510.75	
OU1	General Services Area Operable Unit	W-7A	4/28/2021	510.11	
OU1	General Services Area Operable Unit	W-7A	8/11/2021	509.21	
OU1	General Services Area Operable Unit	W-7A	10/20/2021	508.69	
OU1	General Services Area Operable Unit	W-7A	11/15/2021	508.89	Pre-sampling Measurement
OU1	General Services Area Operable Unit	W-7B	2/3/2021	489.70	
OU1	General Services Area Operable Unit	W-7B	5/10/2021	488.65	
OU1	General Services Area Operable Unit	W-7B	8/11/2021	487.96	
OU1	General Services Area Operable Unit	W-7B	10/21/2021	487.14	
OU1	General Services Area Operable Unit	W-7B	11/15/2021	487.50	Pre-sampling Measurement
OU1	General Services Area Operable Unit	W-7C	2/3/2021	502.71	
OU1	General Services Area Operable Unit	W-7C	5/10/2021	502.03	
OU1	General Services Area Operable Unit	W-7C	5/17/2021	501.79	Pre-sampling Measurement
OU1	General Services Area Operable Unit	W-7C	8/11/2021	501.57	
OU1	General Services Area Operable Unit	W-7C	10/21/2021	500.87	
OU1	General Services Area Operable Unit	W-7C	10/28/2021	500.92	Pre-sampling Measurement
OU1	General Services Area Operable Unit	W-7D	2/3/2021	490.82	
OU1	General Services Area Operable Unit	W-7D	5/10/2021	489.89	
OU1	General Services Area Operable Unit	W-7D	8/11/2021	490.22	
OU1	General Services Area Operable Unit	W-7D	10/21/2021	490.82	
OU1	General Services Area Operable Unit	W-7DS	2/3/2021	488.42	
OU1	General Services Area Operable Unit	W-7DS	5/10/2021	487.12	
OU1	General Services Area Operable Unit	W-7DS	5/17/2021	488.28	Pre-sampling Measurement
OU1	General Services Area Operable Unit	W-7DS	5/18/2021	488.30	Pre-sampling Measurement
OU1	General Services Area Operable Unit	W-7DS	8/11/2021	486.45	
OU1	General Services Area Operable Unit	W-7DS	9/8/2021	486.28	Pre-sampling Measurement
OU1	General Services Area Operable Unit	W-7DS	9/9/2021	436.30	Pre-sampling Measurement
OU1	General Services Area Operable Unit	W-7DS	10/21/2021	485.48	
OU1	General Services Area Operable Unit	W-7DS	10/26/2021	486.83	Pre-sampling Measurement
OU1	General Services Area Operable Unit	W-7DS	10/27/2021	486.80	Pre-sampling Measurement
OU1	General Services Area Operable Unit	W-7E	2/3/2021	490.06	
OU1	General Services Area Operable Unit	W-7E	5/10/2021	488.79	
OU1	General Services Area Operable Unit	W-7E	5/18/2021	488.30	Pre-sampling Measurement
OU1	General Services Area Operable Unit	W-7E	5/19/2021	488.29	Pre-sampling Measurement
OU1	General Services Area Operable Unit	W-7E	8/11/2021	488.00	
OU1	General Services Area Operable Unit	W-7E	10/21/2021	487.14	
OU1	General Services Area Operable Unit	W-7E	11/2/2021	486.39	Pre-sampling Measurement
OU1	General Services Area Operable Unit	W-7E	11/3/2021	486.38	Pre-sampling Measurement
OU1	General Services Area Operable Unit	W-7ES	2/3/2021	490.19	
OU1	General Services Area Operable Unit	W-7ES	5/10/2021	488.68	
OU1	General Services Area Operable Unit	W-7ES	5/18/2021	488.53	Pre-sampling Measurement
OU1	General Services Area Operable Unit	W-7ES	5/19/2021	488.52	Pre-sampling Measurement
OU1	General Services Area Operable Unit	W-7ES	8/11/2021	487.87	
OU1	General Services Area Operable Unit	W-7ES	9/14/2021	487.70	Pre-sampling Measurement
OU1	General Services Area Operable Unit	W-7ES	9/15/2021	487.71	Pre-sampling Measurement
OU1	General Services Area Operable Unit	W-7ES	10/21/2021	486.96	
OU1	General Services Area Operable Unit	W-7ES	11/2/2021	487.27	Pre-sampling Measurement
OU1	General Services Area Operable Unit	W-7ES	11/3/2021	487.25	Pre-sampling Measurement
OU1	General Services Area Operable Unit	W-7F	2/1/2021	497.08	
OU1	General Services Area Operable Unit	W-7F	4/28/2021	497.89	
OU1	General Services Area Operable Unit	W-7F	5/17/2021	497.56	Pre-sampling Measurement
OU1	General Services Area Operable Unit	W-7F	6/2/2021	494.48	
OU1	General Services Area Operable Unit	W-7F	8/11/2021	484.29	
OU1	General Services Area Operable Unit	W-7F	10/20/2021	482.99	
OU1	General Services Area Operable Unit	W-7F	10/28/2021	484.08	Pre-sampling Measurement
OU1	General Services Area Operable Unit	W-7G	2/1/2021	502.16	
OU1	General Services Area Operable Unit	W-7G	4/28/2021	501.88	
OU1	General Services Area Operable Unit	W-7G	5/26/2021	501.30	Pre-sampling Measurement
OU1	General Services Area Operable Unit	W-7G	8/11/2021	501.57	
OU1	General Services Area Operable Unit	W-7G	10/20/2021	501.28	
OU1	General Services Area Operable Unit	W-7G	10/28/2021	501.37	Pre-sampling Measurement
OU1	General Services Area Operable Unit	W-7H	2/1/2021	491.07	
OU1	General Services Area Operable Unit	W-7H	4/28/2021	491.27	
OU1	General Services Area Operable Unit	W-7H	5/24/2021	491.28	Pre-sampling Measurement
OU1	General Services Area Operable Unit	W-7H	8/11/2021	493.16	
OU1	General Services Area Operable Unit	W-7H	10/20/2021	494.89	
OU1	General Services Area Operable Unit	W-7H	11/30/2021	493.74	Pre-sampling Measurement

Appendix D Groundwater Elevations Measured During 2021

OU1	General Services Area Operable Unit	W-7I	2/1/2021	501.16	
OU1	General Services Area Operable Unit	W-7I	4/28/2021	502.00	
OU1	General Services Area Operable Unit	W-7I	8/10/2021	480.17	
OU1	General Services Area Operable Unit	W-7I	10/20/2021	480.06	
OU1	General Services Area Operable Unit	W-7J	2/1/2021	498.18	
OU1	General Services Area Operable Unit	W-7J	4/28/2021	498.67	
OU1	General Services Area Operable Unit	W-7J	5/17/2021	498.49	Pre-sampling Measurement
OU1	General Services Area Operable Unit	W-7J	8/10/2021	482.65	
OU1	General Services Area Operable Unit	W-7J	10/20/2021	481.06	
OU1	General Services Area Operable Unit	W-7J	10/28/2021	482.48	Pre-sampling Measurement
OU1	General Services Area Operable Unit	W-7K	2/3/2021	502.10	
OU1	General Services Area Operable Unit	W-7K	5/10/2021	502.08	
OU1	General Services Area Operable Unit	W-7K	8/11/2021	501.65	
OU1	General Services Area Operable Unit	W-7K	10/21/2021	501.44	
OU1	General Services Area Operable Unit	W-7K	11/15/2021	501.23	Pre-sampling Measurement
OU1	General Services Area Operable Unit	W-7L	2/3/2021	502.22	
OU1	General Services Area Operable Unit	W-7L	5/10/2021	502.18	
OU1	General Services Area Operable Unit	W-7L	8/11/2021	501.86	
OU1	General Services Area Operable Unit	W-7L	10/21/2021	501.22	
OU1	General Services Area Operable Unit	W-7L	11/15/2021	500.26	Pre-sampling Measurement
OU1	General Services Area Operable Unit	W-7M	2/3/2021	495.36	
OU1	General Services Area Operable Unit	W-7M	5/10/2021	494.23	
OU1	General Services Area Operable Unit	W-7M	5/24/2021	494.73	Pre-sampling Measurement
OU1	General Services Area Operable Unit	W-7M	8/11/2021	494.11	
OU1	General Services Area Operable Unit	W-7M	10/21/2021	493.43	
OU1	General Services Area Operable Unit	W-7M	11/15/2021	493.35	Pre-sampling Measurement
OU1	General Services Area Operable Unit	W-7N	2/3/2021	490.31	
OU1	General Services Area Operable Unit	W-7N	5/10/2021	488.95	
OU1	General Services Area Operable Unit	W-7N	5/24/2021	489.97	Pre-sampling Measurement
OU1	General Services Area Operable Unit	W-7N	8/11/2021	488.30	
OU1	General Services Area Operable Unit	W-7N	10/21/2021	487.61	
OU1	General Services Area Operable Unit	W-7N	11/15/2021	487.58	Pre-sampling Measurement
OU1	General Services Area Operable Unit	W-7O	2/1/2021	490.12	
OU1	General Services Area Operable Unit	W-7O	4/28/2021	488.47	
OU1	General Services Area Operable Unit	W-7O	8/11/2021	487.88	
OU1	General Services Area Operable Unit	W-7O	10/20/2021	< 487.88	DRY
OU1	General Services Area Operable Unit	W-7P	2/3/2021	489.78	
OU1	General Services Area Operable Unit	W-7P	5/10/2021	488.60	
OU1	General Services Area Operable Unit	W-7P	8/11/2021	488.00	
OU1	General Services Area Operable Unit	W-7P	10/21/2021	487.42	
OU1	General Services Area Operable Unit	W-7PS	2/3/2021	< 486.39	DRY
OU1	General Services Area Operable Unit	W-7PS	5/10/2021	< 486.39	DRY
OU1	General Services Area Operable Unit	W-7PS	8/11/2021	< 486.39	DRY
OU1	General Services Area Operable Unit	W-7PS	10/21/2021	< 486.39	DRY
OU1	General Services Area Operable Unit	W-7Q	2/1/2021	493.66	
OU1	General Services Area Operable Unit	W-7Q	5/12/2021	490.89	
OU1	General Services Area Operable Unit	W-7Q	5/17/2021	490.84	Pre-sampling Measurement
OU1	General Services Area Operable Unit	W-7Q	8/11/2021	< 490.89	DRY
OU1	General Services Area Operable Unit	W-7Q	10/20/2021	< 490.88	DRY
OU1	General Services Area Operable Unit	W-7R	2/3/2021	490.24	
OU1	General Services Area Operable Unit	W-7R	5/10/2021	488.83	
OU1	General Services Area Operable Unit	W-7R	8/11/2021	487.83	
OU1	General Services Area Operable Unit	W-7R	10/21/2021	486.96	
OU1	General Services Area Operable Unit	W-7S	2/3/2021	490.18	
OU1	General Services Area Operable Unit	W-7S	5/10/2021	488.70	
OU1	General Services Area Operable Unit	W-7S	5/18/2021	488.92	Pre-sampling Measurement
OU1	General Services Area Operable Unit	W-7S	8/11/2021	487.86	
OU1	General Services Area Operable Unit	W-7S	10/21/2021	486.97	
OU1	General Services Area Operable Unit	W-7S	11/3/2021	489.03	Pre-sampling Measurement
OU1	General Services Area Operable Unit	W-7T	2/3/2021	490.27	
OU1	General Services Area Operable Unit	W-7T	5/10/2021	488.82	
OU1	General Services Area Operable Unit	W-7T	5/18/2021	488.70	Pre-sampling Measurement
OU1	General Services Area Operable Unit	W-7T	8/11/2021	487.97	
OU1	General Services Area Operable Unit	W-7T	10/21/2021	487.11	
OU1	General Services Area Operable Unit	W-7T	11/3/2021	487.42	Pre-sampling Measurement
OU1	General Services Area Operable Unit	W-843-01	1/19/2021	515.36	
OU1	General Services Area Operable Unit	W-843-01	4/21/2021	515.67	
OU1	General Services Area Operable Unit	W-843-01	5/26/2021	514.34	Pre-sampling Measurement
OU1	General Services Area Operable Unit	W-843-01	7/28/2021	515.08	
OU1	General Services Area Operable Unit	W-843-01	10/13/2021	515.23	
OU1	General Services Area Operable Unit	W-843-02	1/19/2021	518.40	
OU1	General Services Area Operable Unit	W-843-02	4/21/2021	518.39	
OU1	General Services Area Operable Unit	W-843-02	7/28/2021	517.76	
OU1	General Services Area Operable Unit	W-843-02	10/13/2021	517.47	
OU1	General Services Area Operable Unit	W-872-01	2/1/2021	498.31	
OU1	General Services Area Operable Unit	W-872-01	4/28/2021	498.92	
OU1	General Services Area Operable Unit	W-872-01	5/24/2021	498.96	Pre-sampling Measurement
OU1	General Services Area Operable Unit	W-872-01	8/10/2021	< 498.92	DRY
OU1	General Services Area Operable Unit	W-872-01	10/12/2021	< 498.92	DRY
OU1	General Services Area Operable Unit	W-872-02	2/1/2021	496.59	
OU1	General Services Area Operable Unit	W-872-02	4/28/2021	497.37	
OU1	General Services Area Operable Unit	W-872-02	8/9/2021	488.62	
OU1	General Services Area Operable Unit	W-872-02	10/27/2021	493.23	
OU1	General Services Area Operable Unit	W-873-01	1/28/2021	521.25	
OU1	General Services Area Operable Unit	W-873-01	4/28/2021	521.09	
OU1	General Services Area Operable Unit	W-873-01	5/27/2021	518.63	Pre-sampling Measurement
OU1	General Services Area Operable Unit	W-873-01	8/9/2021	520.63	
OU1	General Services Area Operable Unit	W-873-01	10/12/2021	520.93	
OU1	General Services Area Operable Unit	W-873-02	2/1/2021	497.01	
OU1	General Services Area Operable Unit	W-873-02	4/28/2021	497.93	
OU1	General Services Area Operable Unit	W-873-02	5/4/2021	499.27	Pre-sampling Measurement
OU1	General Services Area Operable Unit	W-873-02	8/9/2021	495.61	

Appendix D Groundwater Elevations Measured During 2021

OU1	General Services Area Operable Unit	W-873-02	10/12/2021	494.95	
OU1	General Services Area Operable Unit	W-873-02	11/1/2021	496.38	Pre-sampling Measurement
OU1	General Services Area Operable Unit	W-873-03	1/28/2021	502.30	
OU1	General Services Area Operable Unit	W-873-03	4/28/2021	502.88	
OU1	General Services Area Operable Unit	W-873-03	5/27/2021	500.47	Pre-sampling Measurement
OU1	General Services Area Operable Unit	W-873-03	8/9/2021	501.85	
OU1	General Services Area Operable Unit	W-873-03	10/12/2021	501.37	
OU1	General Services Area Operable Unit	W-873-04	2/1/2021	512.00	
OU1	General Services Area Operable Unit	W-873-04	4/28/2021	511.34	
OU1	General Services Area Operable Unit	W-873-04	5/24/2021	511.77	Pre-sampling Measurement
OU1	General Services Area Operable Unit	W-873-04	8/10/2021	511.71	
OU1	General Services Area Operable Unit	W-873-04	10/5/2021	512.55	Pre-sampling Measurement
OU1	General Services Area Operable Unit	W-873-04	10/12/2021	511.40	
OU1	General Services Area Operable Unit	W-873-06	1/28/2021	497.86	
OU1	General Services Area Operable Unit	W-873-06	4/28/2021	499.21	
OU1	General Services Area Operable Unit	W-873-06	5/6/2021	499.18	Pre-sampling Measurement
OU1	General Services Area Operable Unit	W-873-06	8/9/2021	497.36	
OU1	General Services Area Operable Unit	W-873-06	10/12/2021	496.55	
OU1	General Services Area Operable Unit	W-873-06	11/1/2021	496.56	Pre-sampling Measurement
OU1	General Services Area Operable Unit	W-873-07	2/1/2021	496.57	
OU1	General Services Area Operable Unit	W-873-07	4/28/2021	497.86	
OU1	General Services Area Operable Unit	W-873-07	8/9/2021	487.22	
OU1	General Services Area Operable Unit	W-873-07	10/20/2021	487.16	
OU1	General Services Area Operable Unit	W-875-01	2/1/2021	512.60	
OU1	General Services Area Operable Unit	W-875-01	4/28/2021	511.40	
OU1	General Services Area Operable Unit	W-875-01	5/6/2021	511.27	Pre-sampling Measurement
OU1	General Services Area Operable Unit	W-875-01	8/10/2021	511.26	
OU1	General Services Area Operable Unit	W-875-01	10/20/2021	511.06	
OU1	General Services Area Operable Unit	W-875-01	10/28/2021	511.70	Pre-sampling Measurement
OU1	General Services Area Operable Unit	W-875-02	2/1/2021	509.68	
OU1	General Services Area Operable Unit	W-875-02	4/28/2021	509.53	
OU1	General Services Area Operable Unit	W-875-02	8/10/2021	509.12	
OU1	General Services Area Operable Unit	W-875-02	10/20/2021	509.00	
OU1	General Services Area Operable Unit	W-875-02	10/28/2021	508.91	Pre-sampling Measurement
OU1	General Services Area Operable Unit	W-875-03	2/1/2021	498.34	
OU1	General Services Area Operable Unit	W-875-03	4/28/2021	499.61	
OU1	General Services Area Operable Unit	W-875-03	5/25/2021	499.46	Pre-sampling Measurement
OU1	General Services Area Operable Unit	W-875-03	8/10/2021	496.34	
OU1	General Services Area Operable Unit	W-875-03	10/20/2021	< 496.34	DRY
OU1	General Services Area Operable Unit	W-875-03	11/15/2021	497.11	Pre-sampling Measurement
OU1	General Services Area Operable Unit	W-875-04	2/1/2021	511.92	
OU1	General Services Area Operable Unit	W-875-04	4/28/2021	510.61	
OU1	General Services Area Operable Unit	W-875-04	5/20/2021	510.53	Pre-sampling Measurement
OU1	General Services Area Operable Unit	W-875-04	8/10/2021	510.45	
OU1	General Services Area Operable Unit	W-875-04	10/20/2021	510.27	
OU1	General Services Area Operable Unit	W-875-04	10/28/2021	510.54	Pre-sampling Measurement
OU1	General Services Area Operable Unit	W-875-05	2/1/2021	513.86	
OU1	General Services Area Operable Unit	W-875-05	4/28/2021	513.39	
OU1	General Services Area Operable Unit	W-875-05	5/6/2021	513.48	Pre-sampling Measurement
OU1	General Services Area Operable Unit	W-875-05	8/10/2021	513.38	
OU1	General Services Area Operable Unit	W-875-05	10/12/2021	513.40	
OU1	General Services Area Operable Unit	W-875-05	10/28/2021	513.27	Pre-sampling Measurement
OU1	General Services Area Operable Unit	W-875-06	2/1/2021	504.31	
OU1	General Services Area Operable Unit	W-875-06	4/28/2021	504.58	
OU1	General Services Area Operable Unit	W-875-06	5/20/2021	504.64	Pre-sampling Measurement
OU1	General Services Area Operable Unit	W-875-06	8/10/2021	504.37	
OU1	General Services Area Operable Unit	W-875-06	10/20/2021	503.62	
OU1	General Services Area Operable Unit	W-875-06	10/28/2021	497.44	Pre-sampling Measurement
OU1	General Services Area Operable Unit	W-875-07	2/1/2021	502.57	
OU1	General Services Area Operable Unit	W-875-07	4/28/2021	499.83	
OU1	General Services Area Operable Unit	W-875-07	8/10/2021	496.71	
OU1	General Services Area Operable Unit	W-875-07	10/20/2021	< 494.71	DRY
OU1	General Services Area Operable Unit	W-875-08	2/1/2021	504.72	
OU1	General Services Area Operable Unit	W-875-08	4/28/2021	501.36	
OU1	General Services Area Operable Unit	W-875-08	8/10/2021	479.25	
OU1	General Services Area Operable Unit	W-875-08	10/20/2021	479.93	
OU1	General Services Area Operable Unit	W-875-09	2/1/2021	505.03	
OU1	General Services Area Operable Unit	W-875-09	4/28/2021	501.70	
OU1	General Services Area Operable Unit	W-875-09	8/10/2021	< 486.37	DRY
OU1	General Services Area Operable Unit	W-875-09	10/20/2021	486.51	
OU1	General Services Area Operable Unit	W-875-10	2/1/2021	< 500.02	DRY
OU1	General Services Area Operable Unit	W-875-10	4/28/2021	< 500.02	DRY
OU1	General Services Area Operable Unit	W-875-10	8/10/2021	< 500.02	DRY
OU1	General Services Area Operable Unit	W-875-10	10/12/2021	< 500.06	DRY
OU1	General Services Area Operable Unit	W-875-11	2/1/2021	501.32	
OU1	General Services Area Operable Unit	W-875-11	2/18/2021	502.02	Pre-sampling Measurement
OU1	General Services Area Operable Unit	W-875-11	4/28/2021	498.52	
OU1	General Services Area Operable Unit	W-875-11	8/10/2021	487.75	
OU1	General Services Area Operable Unit	W-875-11	10/20/2021	487.61	
OU1	General Services Area Operable Unit	W-875-15	2/1/2021	501.71	
OU1	General Services Area Operable Unit	W-875-15	4/28/2021	499.21	
OU1	General Services Area Operable Unit	W-875-15	8/10/2021	< 498.44	DRY
OU1	General Services Area Operable Unit	W-875-15	10/20/2021	< 498.44	DRY
OU1	General Services Area Operable Unit	W-876-01	2/1/2021	515.57	
OU1	General Services Area Operable Unit	W-876-01	4/28/2021	514.67	
OU1	General Services Area Operable Unit	W-876-01	5/20/2021	514.49	Pre-sampling Measurement
OU1	General Services Area Operable Unit	W-876-01	8/10/2021	514.14	
OU1	General Services Area Operable Unit	W-876-01	10/13/2021	513.77	
OU1	General Services Area Operable Unit	W-876-01	10/28/2021	515.33	Pre-sampling Measurement
OU1	General Services Area Operable Unit	W-879-01	1/28/2021	511.45	
OU1	General Services Area Operable Unit	W-879-01	5/4/2021	511.18	Pre-sampling Measurement
OU1	General Services Area Operable Unit	W-879-01	5/10/2021	510.91	

Appendix D Groundwater Elevations Measured During 2021

OU1	General Services Area Operable Unit	W-879-01	8/9/2021	509.96	
OU1	General Services Area Operable Unit	W-879-01	10/13/2021	509.56	
OU1	General Services Area Operable Unit	W-879-01	11/1/2021	509.66	Pre-sampling Measurement
OU1	General Services Area Operable Unit	W-889-01	1/28/2021	514.61	
OU1	General Services Area Operable Unit	W-889-01	5/10/2021	514.63	
OU1	General Services Area Operable Unit	W-889-01	8/9/2021	514.45	
OU1	General Services Area Operable Unit	W-889-01	10/13/2021	514.41	
OU1	General Services Area Operable Unit	W-889-01	11/9/2021	514.19	Pre-sampling Measurement
OU1	General Services Area Operable Unit	W-CGSA-1732	2/1/2021	511.63	
OU1	General Services Area Operable Unit	W-CGSA-1732	4/28/2021	504.51	
OU1	General Services Area Operable Unit	W-CGSA-1732	5/6/2021	< 504.66	DRY
OU1	General Services Area Operable Unit	W-CGSA-1732	8/11/2021	< 504.51	DRY
OU1	General Services Area Operable Unit	W-CGSA-1732	10/13/2021	< 504.53	DRY
OU1	General Services Area Operable Unit	W-CGSA-1733	2/3/2021	490.55	
OU1	General Services Area Operable Unit	W-CGSA-1733	5/10/2021	490.54	
OU1	General Services Area Operable Unit	W-CGSA-1733	8/11/2021	< 490.54	DRY
OU1	General Services Area Operable Unit	W-CGSA-1733	10/21/2021	< 490.53	DRY
OU1	General Services Area Operable Unit	W-CGSA-1735	2/3/2021	< 494.29	DRY
OU1	General Services Area Operable Unit	W-CGSA-1735	5/10/2021	< 494.29	DRY
OU1	General Services Area Operable Unit	W-CGSA-1735	8/11/2021	< 494.29	DRY
OU1	General Services Area Operable Unit	W-CGSA-1735	10/21/2021	< 494.29	DRY
OU1	General Services Area Operable Unit	W-CGSA-1736	2/3/2021	488.90	
OU1	General Services Area Operable Unit	W-CGSA-1736	5/10/2021	< 488.90	DRY
OU1	General Services Area Operable Unit	W-CGSA-1736	5/25/2021	< 487.98	DRY
OU1	General Services Area Operable Unit	W-CGSA-1736	8/11/2021	487.97	
OU1	General Services Area Operable Unit	W-CGSA-1736	10/21/2021	487.97	
OU1	General Services Area Operable Unit	W-CGSA-1736	10/28/2021	< 487.67	DRY
OU1	General Services Area Operable Unit	W-CGSA-1737	2/3/2021	489.89	
OU1	General Services Area Operable Unit	W-CGSA-1737	5/10/2021	488.51	
OU1	General Services Area Operable Unit	W-CGSA-1737	5/24/2021	488.40	Pre-sampling Measurement
OU1	General Services Area Operable Unit	W-CGSA-1737	8/11/2021	487.54	
OU1	General Services Area Operable Unit	W-CGSA-1737	10/21/2021	486.63	
OU1	General Services Area Operable Unit	W-CGSA-1737	10/28/2021	487.43	Pre-sampling Measurement
OU1	General Services Area Operable Unit	W-CGSA-1739	2/3/2021	492.47	
OU1	General Services Area Operable Unit	W-CGSA-1739	5/10/2021	492.16	
OU1	General Services Area Operable Unit	W-CGSA-1739	5/25/2021	492.26	Pre-sampling Measurement
OU1	General Services Area Operable Unit	W-CGSA-1739	8/11/2021	492.29	
OU1	General Services Area Operable Unit	W-CGSA-1739	10/21/2021	492.39	
OU1	General Services Area Operable Unit	W-CGSA-1739	10/28/2021	492.56	Pre-sampling Measurement
OU1	General Services Area Operable Unit	W-CGSA-2708	1/28/2021	513.24	
OU1	General Services Area Operable Unit	W-CGSA-2708	4/1/2021	514.34	
OU1	General Services Area Operable Unit	W-CGSA-2708	5/10/2021	514.78	
OU1	General Services Area Operable Unit	W-CGSA-2708	8/9/2021	505.48	
OU1	General Services Area Operable Unit	W-CGSA-2708	10/20/2021	504.41	
OU1	General Services Area Operable Unit	W-CGSA-2907	1/28/2021	526.03	
OU1	General Services Area Operable Unit	W-CGSA-2907	5/10/2021	525.97	
OU1	General Services Area Operable Unit	W-CGSA-2907	8/9/2021	525.99	
OU1	General Services Area Operable Unit	W-CGSA-2907	10/13/2021	525.92	
OU1	General Services Area Operable Unit	W-CGSA-2907	11/15/2021	< 525.97	DRY
OU1	General Services Area Operable Unit	W-CGSA-2908	1/28/2021	526.53	
OU1	General Services Area Operable Unit	W-CGSA-2908	5/10/2021	526.57	
OU1	General Services Area Operable Unit	W-CGSA-2908	5/20/2021	526.54	Pre-sampling Measurement
OU1	General Services Area Operable Unit	W-CGSA-2908	8/9/2021	< 526.57	DRY
OU1	General Services Area Operable Unit	W-CGSA-2908	10/13/2021	526.40	
OU1	General Services Area Operable Unit	W-CGSA-2908	11/3/2021	< 526.35	DRY
OU2	Building 834 Operable Unit	W-834-1709	1/14/2021	990.88	
OU2	Building 834 Operable Unit	W-834-1709	3/4/2021	990.89	Pre-sampling Measurement
OU2	Building 834 Operable Unit	W-834-1709	4/19/2021	992.57	
OU2	Building 834 Operable Unit	W-834-1709	7/27/2021	991.56	
OU2	Building 834 Operable Unit	W-834-1709	10/21/2021	990.21	
OU2	Building 834 Operable Unit	W-834-1711	1/14/2021	980.56	
OU2	Building 834 Operable Unit	W-834-1711	2/11/2021	980.53	Pre-sampling Measurement
OU2	Building 834 Operable Unit	W-834-1711	4/19/2021	980.30	
OU2	Building 834 Operable Unit	W-834-1711	7/27/2021	980.34	
OU2	Building 834 Operable Unit	W-834-1711	10/21/2021	980.14	
OU2	Building 834 Operable Unit	W-834-1712	1/14/2021	< 999.64	DRY
OU2	Building 834 Operable Unit	W-834-1712	4/19/2021	< 999.64	DRY
OU2	Building 834 Operable Unit	W-834-1712	7/27/2021	< 999.64	DRY
OU2	Building 834 Operable Unit	W-834-1712	10/21/2021	< 999.64	DRY
OU2	Building 834 Operable Unit	W-834-1824	1/14/2021	923.09	
OU2	Building 834 Operable Unit	W-834-1824	2/17/2021	923.09	Pre-sampling Measurement
OU2	Building 834 Operable Unit	W-834-1824	4/19/2021	922.50	
OU2	Building 834 Operable Unit	W-834-1824	7/27/2021	922.34	
OU2	Building 834 Operable Unit	W-834-1824	9/28/2021	922.08	Pre-sampling Measurement
OU2	Building 834 Operable Unit	W-834-1824	10/13/2021	921.84	
OU2	Building 834 Operable Unit	W-834-1825	1/14/2021	920.31	
OU2	Building 834 Operable Unit	W-834-1825	2/17/2021	920.31	Pre-sampling Measurement
OU2	Building 834 Operable Unit	W-834-1825	4/19/2021	919.87	
OU2	Building 834 Operable Unit	W-834-1825	7/27/2021	919.47	
OU2	Building 834 Operable Unit	W-834-1825	10/13/2021	< 919.47	DRY
OU2	Building 834 Operable Unit	W-834-1833	1/14/2021	917.87	
OU2	Building 834 Operable Unit	W-834-1833	2/18/2021	917.81	Pre-sampling Measurement
OU2	Building 834 Operable Unit	W-834-1833	4/19/2021	917.61	
OU2	Building 834 Operable Unit	W-834-1833	7/27/2021	917.19	
OU2	Building 834 Operable Unit	W-834-1833	9/28/2021	916.91	Pre-sampling Measurement
OU2	Building 834 Operable Unit	W-834-1833	10/13/2021	916.87	
OU2	Building 834 Operable Unit	W-834-2001	1/14/2021	999.25	
OU2	Building 834 Operable Unit	W-834-2001	4/19/2021	< 999.25	DRY
OU2	Building 834 Operable Unit	W-834-2001	7/27/2021	1002.30	
OU2	Building 834 Operable Unit	W-834-2001	10/21/2021	989.29	
OU2	Building 834 Operable Unit	W-834-2113	1/14/2021	968.08	
OU2	Building 834 Operable Unit	W-834-2113	4/19/2021	961.95	

Appendix D Groundwater Elevations Measured During 2021

OU2	Building 834 Operable Unit	W-834-2113	7/27/2021	967.00	
OU2	Building 834 Operable Unit	W-834-2113	10/21/2021	960.79	
OU2	Building 834 Operable Unit	W-834-2117	1/14/2021	932.89	
OU2	Building 834 Operable Unit	W-834-2117	2/17/2021	932.89	Pre-sampling Measurement
OU2	Building 834 Operable Unit	W-834-2117	4/19/2021	932.47	
OU2	Building 834 Operable Unit	W-834-2117	7/27/2021	932.17	
OU2	Building 834 Operable Unit	W-834-2117	9/28/2021	932.05	Pre-sampling Measurement
OU2	Building 834 Operable Unit	W-834-2117	10/13/2021	931.77	
OU2	Building 834 Operable Unit	W-834-2118	1/14/2021	909.45	
OU2	Building 834 Operable Unit	W-834-2118	2/23/2021	909.39	Pre-sampling Measurement
OU2	Building 834 Operable Unit	W-834-2118	4/20/2021	909.25	
OU2	Building 834 Operable Unit	W-834-2118	7/27/2021	908.74	
OU2	Building 834 Operable Unit	W-834-2118	10/27/2021	908.19	
OU2	Building 834 Operable Unit	W-834-2119	1/14/2021	898.67	
OU2	Building 834 Operable Unit	W-834-2119	2/18/2021	898.67	Pre-sampling Measurement
OU2	Building 834 Operable Unit	W-834-2119	4/19/2021	898.69	
OU2	Building 834 Operable Unit	W-834-2119	7/27/2021	898.39	
OU2	Building 834 Operable Unit	W-834-2119	9/30/2021	898.12	Pre-sampling Measurement
OU2	Building 834 Operable Unit	W-834-2119	10/13/2021	897.91	
OU2	Building 834 Operable Unit	W-834-3301	1/14/2021	973.24	
OU2	Building 834 Operable Unit	W-834-3301	2/23/2021	973.22	Pre-sampling Measurement
OU2	Building 834 Operable Unit	W-834-3301	4/19/2021	973.00	
OU2	Building 834 Operable Unit	W-834-3301	7/27/2021	973.09	
OU2	Building 834 Operable Unit	W-834-3301	10/13/2021	972.82	
OU2	Building 834 Operable Unit	W-834-3302	1/14/2021	917.95	
OU2	Building 834 Operable Unit	W-834-3302	2/18/2021	917.95	Pre-sampling Measurement
OU2	Building 834 Operable Unit	W-834-3302	4/19/2021	917.67	
OU2	Building 834 Operable Unit	W-834-3302	7/27/2021	917.17	
OU2	Building 834 Operable Unit	W-834-3302	10/13/2021	916.83	
OU2	Building 834 Operable Unit	W-834-A1	1/14/2021	982.75	
OU2	Building 834 Operable Unit	W-834-A1	3/4/2021	982.69	Pre-sampling Measurement
OU2	Building 834 Operable Unit	W-834-A1	4/19/2021	984.34	
OU2	Building 834 Operable Unit	W-834-A1	7/27/2021	984.97	
OU2	Building 834 Operable Unit	W-834-A1	10/21/2021	983.68	
OU2	Building 834 Operable Unit	W-834-A2	1/14/2021	< 996.92	DRY
OU2	Building 834 Operable Unit	W-834-A2	4/19/2021	997.05	
OU2	Building 834 Operable Unit	W-834-A2	7/27/2021	< 997.05	DRY
OU2	Building 834 Operable Unit	W-834-A2	10/21/2021	< 997.05	DRY
OU2	Building 834 Operable Unit	W-834-B2	1/14/2021	< 1002.10	DRY
OU2	Building 834 Operable Unit	W-834-B2	4/19/2021	1002.06	
OU2	Building 834 Operable Unit	W-834-B2	7/27/2021	1009.25	
OU2	Building 834 Operable Unit	W-834-B2	10/21/2021	1006.79	
OU2	Building 834 Operable Unit	W-834-B3	1/14/2021	1006.21	
OU2	Building 834 Operable Unit	W-834-B3	4/19/2021	1007.04	
OU2	Building 834 Operable Unit	W-834-B3	7/27/2021	1014.79	
OU2	Building 834 Operable Unit	W-834-B3	10/21/2021	1006.88	
OU2	Building 834 Operable Unit	W-834-B4	1/14/2021	< 1000.97	DRY
OU2	Building 834 Operable Unit	W-834-B4	4/19/2021	1001.44	
OU2	Building 834 Operable Unit	W-834-B4	7/27/2021	< 1001.44	DRY
OU2	Building 834 Operable Unit	W-834-B4	10/21/2021	< 1001.44	DRY
OU2	Building 834 Operable Unit	W-834-C2	1/14/2021	< 1003.78	DRY
OU2	Building 834 Operable Unit	W-834-C2	4/19/2021	< 1003.78	DRY
OU2	Building 834 Operable Unit	W-834-C2	7/27/2021	< 1003.78	DRY
OU2	Building 834 Operable Unit	W-834-C2	10/21/2021	< 1003.78	DRY
OU2	Building 834 Operable Unit	W-834-C4	1/14/2021	1006.99	
OU2	Building 834 Operable Unit	W-834-C4	3/4/2021	1006.96	Pre-sampling Measurement
OU2	Building 834 Operable Unit	W-834-C4	4/19/2021	1008.93	
OU2	Building 834 Operable Unit	W-834-C4	7/27/2021	1007.27	
OU2	Building 834 Operable Unit	W-834-C4	10/13/2021	< 1007.27	DRY
OU2	Building 834 Operable Unit	W-834-C5	1/14/2021	< 1001.70	DRY
OU2	Building 834 Operable Unit	W-834-C5	4/19/2021	1003.85	
OU2	Building 834 Operable Unit	W-834-C5	7/27/2021	1002.43	
OU2	Building 834 Operable Unit	W-834-C5	10/21/2021	1001.72	
OU2	Building 834 Operable Unit	W-834-D10	1/14/2021	< 982.79	DRY
OU2	Building 834 Operable Unit	W-834-D10	4/19/2021	< 982.79	DRY
OU2	Building 834 Operable Unit	W-834-D10	7/27/2021	< 982.79	DRY
OU2	Building 834 Operable Unit	W-834-D10	10/21/2021	< 982.79	DRY
OU2	Building 834 Operable Unit	W-834-D11	1/14/2021	993.31	
OU2	Building 834 Operable Unit	W-834-D11	4/19/2021	993.26	
OU2	Building 834 Operable Unit	W-834-D11	7/27/2021	993.27	
OU2	Building 834 Operable Unit	W-834-D11	10/21/2021	993.24	
OU2	Building 834 Operable Unit	W-834-D12	1/14/2021	996.65	
OU2	Building 834 Operable Unit	W-834-D12	4/19/2021	986.85	
OU2	Building 834 Operable Unit	W-834-D12	7/27/2021	996.26	
OU2	Building 834 Operable Unit	W-834-D12	10/21/2021	992.04	
OU2	Building 834 Operable Unit	W-834-D13	1/14/2021	997.38	
OU2	Building 834 Operable Unit	W-834-D13	4/19/2021	989.23	
OU2	Building 834 Operable Unit	W-834-D13	7/27/2021	997.37	
OU2	Building 834 Operable Unit	W-834-D13	10/21/2021	989.22	
OU2	Building 834 Operable Unit	W-834-D14	1/14/2021	988.46	
OU2	Building 834 Operable Unit	W-834-D14	2/24/2021	988.45	Pre-sampling Measurement
OU2	Building 834 Operable Unit	W-834-D14	4/19/2021	987.65	
OU2	Building 834 Operable Unit	W-834-D14	7/27/2021	989.18	
OU2	Building 834 Operable Unit	W-834-D14	10/21/2021	987.41	
OU2	Building 834 Operable Unit	W-834-D15	1/14/2021	< 993.48	DRY
OU2	Building 834 Operable Unit	W-834-D15	4/19/2021	< 993.48	DRY
OU2	Building 834 Operable Unit	W-834-D15	7/27/2021	< 993.48	DRY
OU2	Building 834 Operable Unit	W-834-D15	10/13/2021	< 993.48	DRY
OU2	Building 834 Operable Unit	W-834-D16	1/14/2021	< 997.37	DRY
OU2	Building 834 Operable Unit	W-834-D16	4/19/2021	< 997.37	DRY
OU2	Building 834 Operable Unit	W-834-D16	7/27/2021	< 997.37	DRY
OU2	Building 834 Operable Unit	W-834-D16	10/13/2021	< 997.37	DRY

Appendix D Groundwater Elevations Measured During 2021

OU2	Building 834 Operable Unit	W-834-D17	1/14/2021	< 983.86	DRY
OU2	Building 834 Operable Unit	W-834-D17	4/19/2021	< 983.86	DRY
OU2	Building 834 Operable Unit	W-834-D17	7/27/2021	< 983.86	DRY
OU2	Building 834 Operable Unit	W-834-D17	10/13/2021	< 983.86	DRY
OU2	Building 834 Operable Unit	W-834-D18	1/14/2021	990.84	
OU2	Building 834 Operable Unit	W-834-D18	2/25/2021	< 990.81	DRY
OU2	Building 834 Operable Unit	W-834-D18	4/19/2021	< 990.72	DRY
OU2	Building 834 Operable Unit	W-834-D18	7/27/2021	990.63	
OU2	Building 834 Operable Unit	W-834-D18	10/13/2021	990.35	
OU2	Building 834 Operable Unit	W-834-D2	1/14/2021	< 695.02	DRY
OU2	Building 834 Operable Unit	W-834-D2	4/19/2021	< 695.02	DRY
OU2	Building 834 Operable Unit	W-834-D2	7/27/2021	< 695.02	DRY
OU2	Building 834 Operable Unit	W-834-D2	10/13/2021	< 696.02	DRY
OU2	Building 834 Operable Unit	W-834-D3	1/14/2021	989.51	
OU2	Building 834 Operable Unit	W-834-D3	2/25/2021	989.45	Pre-sampling Measurement
OU2	Building 834 Operable Unit	W-834-D3	4/19/2021	990.22	
OU2	Building 834 Operable Unit	W-834-D3	7/27/2021	990.16	
OU2	Building 834 Operable Unit	W-834-D3	10/21/2021	988.09	
OU2	Building 834 Operable Unit	W-834-D4	1/14/2021	998.19	
OU2	Building 834 Operable Unit	W-834-D4	4/19/2021	< 998.19	DRY
OU2	Building 834 Operable Unit	W-834-D4	7/27/2021	998.29	
OU2	Building 834 Operable Unit	W-834-D4	10/21/2021	983.46	
OU2	Building 834 Operable Unit	W-834-D5	1/14/2021	987.96	
OU2	Building 834 Operable Unit	W-834-D5	4/19/2021	987.53	
OU2	Building 834 Operable Unit	W-834-D5	7/27/2021	989.63	
OU2	Building 834 Operable Unit	W-834-D5	10/21/2021	< 989.63	DRY
OU2	Building 834 Operable Unit	W-834-D6	1/14/2021	996.50	
OU2	Building 834 Operable Unit	W-834-D6	4/19/2021	984.46	
OU2	Building 834 Operable Unit	W-834-D6	7/27/2021	995.36	
OU2	Building 834 Operable Unit	W-834-D6	10/21/2021	984.53	
OU2	Building 834 Operable Unit	W-834-D7	1/14/2021	995.05	
OU2	Building 834 Operable Unit	W-834-D7	4/19/2021	981.59	
OU2	Building 834 Operable Unit	W-834-D7	7/27/2021	994.70	
OU2	Building 834 Operable Unit	W-834-D7	10/21/2021	981.57	
OU2	Building 834 Operable Unit	W-834-G3	1/14/2021	< 1040.03	DRY
OU2	Building 834 Operable Unit	W-834-G3	4/19/2021	< 1040.03	DRY
OU2	Building 834 Operable Unit	W-834-G3	7/27/2021	< 1040.03	DRY
OU2	Building 834 Operable Unit	W-834-G3	10/21/2021	< 1040.03	DRY
OU2	Building 834 Operable Unit	W-834-H2	1/14/2021	< 992.11	DRY
OU2	Building 834 Operable Unit	W-834-H2	4/19/2021	< 992.11	DRY
OU2	Building 834 Operable Unit	W-834-H2	7/27/2021	< 992.11	DRY
OU2	Building 834 Operable Unit	W-834-H2	10/21/2021	< 991.11	DRY
OU2	Building 834 Operable Unit	W-834-J1	1/14/2021	992.69	
OU2	Building 834 Operable Unit	W-834-J1	4/19/2021	989.15	
OU2	Building 834 Operable Unit	W-834-J1	7/27/2021	992.55	
OU2	Building 834 Operable Unit	W-834-J1	10/21/2021	989.20	
OU2	Building 834 Operable Unit	W-834-J2	1/14/2021	987.42	
OU2	Building 834 Operable Unit	W-834-J2	2/25/2021	988.07	Pre-sampling Measurement
OU2	Building 834 Operable Unit	W-834-J2	4/19/2021	986.37	
OU2	Building 834 Operable Unit	W-834-J2	7/27/2021	987.48	
OU2	Building 834 Operable Unit	W-834-J2	9/30/2021	985.59	Pre-sampling Measurement
OU2	Building 834 Operable Unit	W-834-J2	10/21/2021	< 987.48	DRY
OU2	Building 834 Operable Unit	W-834-J3	1/14/2021	< 964.23	DRY
OU2	Building 834 Operable Unit	W-834-J3	4/19/2021	< 964.23	DRY
OU2	Building 834 Operable Unit	W-834-J3	7/27/2021	< 964.23	DRY
OU2	Building 834 Operable Unit	W-834-J3	10/13/2021	< 964.23	DRY
OU2	Building 834 Operable Unit	W-834-M1	1/14/2021	961.31	
OU2	Building 834 Operable Unit	W-834-M1	3/4/2021	961.51	Pre-sampling Measurement
OU2	Building 834 Operable Unit	W-834-M1	4/19/2021	961.29	
OU2	Building 834 Operable Unit	W-834-M1	7/27/2021	961.20	
OU2	Building 834 Operable Unit	W-834-M1	9/30/2021	960.95	Pre-sampling Measurement
OU2	Building 834 Operable Unit	W-834-M1	10/13/2021	961.01	
OU2	Building 834 Operable Unit	W-834-M2	1/14/2021	< 957.59	DRY
OU2	Building 834 Operable Unit	W-834-M2	4/20/2021	< 957.59	DRY
OU2	Building 834 Operable Unit	W-834-M2	7/27/2021	< 957.59	DRY
OU2	Building 834 Operable Unit	W-834-M2	10/27/2021	< 957.59	DRY
OU2	Building 834 Operable Unit	W-834-S1	1/14/2021	974.47	
OU2	Building 834 Operable Unit	W-834-S1	4/19/2021	973.93	
OU2	Building 834 Operable Unit	W-834-S1	7/27/2021	972.64	
OU2	Building 834 Operable Unit	W-834-S1	10/21/2021	971.47	
OU2	Building 834 Operable Unit	W-834-S10	1/14/2021	< 983.33	DRY
OU2	Building 834 Operable Unit	W-834-S10	4/19/2021	< 983.33	DRY
OU2	Building 834 Operable Unit	W-834-S10	7/27/2021	< 983.33	DRY
OU2	Building 834 Operable Unit	W-834-S10	10/13/2021	< 983.33	DRY
OU2	Building 834 Operable Unit	W-834-S12A	1/14/2021	958.78	
OU2	Building 834 Operable Unit	W-834-S12A	4/19/2021	954.00	
OU2	Building 834 Operable Unit	W-834-S12A	7/27/2021	958.83	
OU2	Building 834 Operable Unit	W-834-S12A	10/21/2021	953.83	
OU2	Building 834 Operable Unit	W-834-S13	1/14/2021	964.41	
OU2	Building 834 Operable Unit	W-834-S13	4/19/2021	957.16	
OU2	Building 834 Operable Unit	W-834-S13	7/27/2021	963.04	
OU2	Building 834 Operable Unit	W-834-S13	10/21/2021	958.51	
OU2	Building 834 Operable Unit	W-834-S4	1/14/2021	947.63	
OU2	Building 834 Operable Unit	W-834-S4	3/4/2021	947.55	Pre-sampling Measurement
OU2	Building 834 Operable Unit	W-834-S4	4/19/2021	947.66	
OU2	Building 834 Operable Unit	W-834-S4	7/27/2021	947.33	
OU2	Building 834 Operable Unit	W-834-S4	10/13/2021	947.43	
OU2	Building 834 Operable Unit	W-834-S5	1/14/2021	< 935.29	DRY
OU2	Building 834 Operable Unit	W-834-S5	4/20/2021	< 935.29	DRY
OU2	Building 834 Operable Unit	W-834-S5	7/27/2021	< 935.29	DRY
OU2	Building 834 Operable Unit	W-834-S5	10/27/2021	< 935.29	DRY
OU2	Building 834 Operable Unit	W-834-S6	1/14/2021	890.77	

Appendix D Groundwater Elevations Measured During 2021

OU2	Building 834 Operable Unit	W-834-S6	4/20/2021	890.72	
OU2	Building 834 Operable Unit	W-834-S6	7/27/2021	890.70	
OU2	Building 834 Operable Unit	W-834-S6	10/27/2021	890.64	
OU2	Building 834 Operable Unit	W-834-S7	1/14/2021	< 886.83	DRY
OU2	Building 834 Operable Unit	W-834-S7	4/20/2021	< 886.83	DRY
OU2	Building 834 Operable Unit	W-834-S7	7/27/2021	< 886.83	DRY
OU2	Building 834 Operable Unit	W-834-S7	10/27/2021	< 886.83	DRY
OU2	Building 834 Operable Unit	W-834-S8	1/14/2021	939.72	
OU2	Building 834 Operable Unit	W-834-S8	2/23/2021	939.61	Pre-sampling Measurement
OU2	Building 834 Operable Unit	W-834-S8	4/19/2021	938.44	
OU2	Building 834 Operable Unit	W-834-S8	7/27/2021	937.44	
OU2	Building 834 Operable Unit	W-834-S8	10/21/2021	< 937.44	DRY
OU2	Building 834 Operable Unit	W-834-S9	1/14/2021	942.33	
OU2	Building 834 Operable Unit	W-834-S9	2/23/2021	942.13	Pre-sampling Measurement
OU2	Building 834 Operable Unit	W-834-S9	4/19/2021	942.04	
OU2	Building 834 Operable Unit	W-834-S9	7/27/2021	942.01	
OU2	Building 834 Operable Unit	W-834-S9	9/29/2021	941.40	Pre-sampling Measurement
OU2	Building 834 Operable Unit	W-834-S9	10/13/2021	941.43	
OU2	Building 834 Operable Unit	W-834-T1	1/14/2021	641.59	
OU2	Building 834 Operable Unit	W-834-T1	2/18/2021	641.52	Pre-sampling Measurement
OU2	Building 834 Operable Unit	W-834-T1	4/19/2021	641.47	
OU2	Building 834 Operable Unit	W-834-T1	7/27/2021	641.14	
OU2	Building 834 Operable Unit	W-834-T1	9/28/2021	639.82	Pre-sampling Measurement
OU2	Building 834 Operable Unit	W-834-T1	10/21/2021	641.08	
OU2	Building 834 Operable Unit	W-834-T1	10/27/2021	641.10	Pre-sampling Measurement
OU2	Building 834 Operable Unit	W-834-T11	1/14/2021	< 895.04	DRY
OU2	Building 834 Operable Unit	W-834-T11	4/19/2021	< 895.04	DRY
OU2	Building 834 Operable Unit	W-834-T11	7/27/2021	< 895.04	DRY
OU2	Building 834 Operable Unit	W-834-T11	10/13/2021	< 896.03	DRY
OU2	Building 834 Operable Unit	W-834-T2	1/14/2021	920.89	
OU2	Building 834 Operable Unit	W-834-T2	2/17/2021	920.89	Pre-sampling Measurement
OU2	Building 834 Operable Unit	W-834-T2	4/19/2021	920.57	
OU2	Building 834 Operable Unit	W-834-T2	7/27/2021	920.90	
OU2	Building 834 Operable Unit	W-834-T2	8/3/2021	919.83	Pre-sampling Measurement
OU2	Building 834 Operable Unit	W-834-T2	10/13/2021	919.31	
OU2	Building 834 Operable Unit	W-834-T2A	1/14/2021	921.24	
OU2	Building 834 Operable Unit	W-834-T2A	2/17/2021	921.14	Pre-sampling Measurement
OU2	Building 834 Operable Unit	W-834-T2A	4/19/2021	920.93	
OU2	Building 834 Operable Unit	W-834-T2A	7/27/2021	920.66	
OU2	Building 834 Operable Unit	W-834-T2A	8/3/2021	920.70	Pre-sampling Measurement
OU2	Building 834 Operable Unit	W-834-T2A	10/13/2021	920.24	
OU2	Building 834 Operable Unit	W-834-T2B	1/14/2021	917.47	
OU2	Building 834 Operable Unit	W-834-T2B	2/11/2021	917.47	Pre-sampling Measurement
OU2	Building 834 Operable Unit	W-834-T2B	4/19/2021	916.36	
OU2	Building 834 Operable Unit	W-834-T2B	7/27/2021	916.41	
OU2	Building 834 Operable Unit	W-834-T2B	8/3/2021	916.50	Pre-sampling Measurement
OU2	Building 834 Operable Unit	W-834-T2B	10/13/2021	916.14	
OU2	Building 834 Operable Unit	W-834-T2C	1/14/2021	< 926.18	DRY
OU2	Building 834 Operable Unit	W-834-T2C	4/19/2021	< 926.18	DRY
OU2	Building 834 Operable Unit	W-834-T2C	7/27/2021	< 926.18	DRY
OU2	Building 834 Operable Unit	W-834-T2C	10/13/2021	< 926.18	DRY
OU2	Building 834 Operable Unit	W-834-T2D	1/14/2021	919.85	
OU2	Building 834 Operable Unit	W-834-T2D	2/23/2021	919.81	Pre-sampling Measurement
OU2	Building 834 Operable Unit	W-834-T2D	4/20/2021	919.48	
OU2	Building 834 Operable Unit	W-834-T2D	7/27/2021	918.85	
OU2	Building 834 Operable Unit	W-834-T2D	10/27/2021	918.33	
OU2	Building 834 Operable Unit	W-834-T3	1/14/2021	613.14	
OU2	Building 834 Operable Unit	W-834-T3	2/18/2021	613.16	Pre-sampling Measurement
OU2	Building 834 Operable Unit	W-834-T3	4/19/2021	613.13	
OU2	Building 834 Operable Unit	W-834-T3	7/27/2021	612.59	
OU2	Building 834 Operable Unit	W-834-T3	9/28/2021	612.13	Pre-sampling Measurement
OU2	Building 834 Operable Unit	W-834-T3	10/21/2021	614.50	
OU2	Building 834 Operable Unit	W-834-T3	10/27/2021	614.58	Pre-sampling Measurement
OU2	Building 834 Operable Unit	W-834-T5	1/19/2021	853.45	
OU2	Building 834 Operable Unit	W-834-T5	2/18/2021	853.48	Pre-sampling Measurement
OU2	Building 834 Operable Unit	W-834-T5	4/20/2021	853.32	
OU2	Building 834 Operable Unit	W-834-T5	7/27/2021	853.25	
OU2	Building 834 Operable Unit	W-834-T5	10/25/2021	853.22	
OU2	Building 834 Operable Unit	W-834-T7A	1/14/2021	< 842.98	DRY
OU2	Building 834 Operable Unit	W-834-T7A	4/19/2021	< 842.98	DRY
OU2	Building 834 Operable Unit	W-834-T7A	7/27/2021	< 842.98	DRY
OU2	Building 834 Operable Unit	W-834-T7A	10/14/2021	< 842.98	DRY
OU2	Building 834 Operable Unit	W-834-T8A	1/14/2021	< 886.10	DRY
OU2	Building 834 Operable Unit	W-834-T8A	4/20/2021	< 886.10	DRY
OU2	Building 834 Operable Unit	W-834-T8A	7/27/2021	< 885.10	DRY
OU2	Building 834 Operable Unit	W-834-T8A	10/27/2021	< 885.10	DRY
OU2	Building 834 Operable Unit	W-834-T9	1/14/2021	< 931.23	DRY
OU2	Building 834 Operable Unit	W-834-T9	4/19/2021	< 931.23	DRY
OU2	Building 834 Operable Unit	W-834-T9	7/27/2021	< 931.23	DRY
OU2	Building 834 Operable Unit	W-834-T9	10/13/2021	< 931.23	DRY
OU2	Building 834 Operable Unit	W-834-U1	1/14/2021	983.77	
OU2	Building 834 Operable Unit	W-834-U1	2/23/2021	983.74	Pre-sampling Measurement
OU2	Building 834 Operable Unit	W-834-U1	4/19/2021	988.32	
OU2	Building 834 Operable Unit	W-834-U1	7/27/2021	986.99	
OU2	Building 834 Operable Unit	W-834-U1	10/21/2021	NM	No access to well location
OU3	Pit 6 Landfill Operable Unit	BC6-10	2/2/2021	659.26	
OU3	Pit 6 Landfill Operable Unit	BC6-10	3/3/2021	658.87	Pre-sampling Measurement
OU3	Pit 6 Landfill Operable Unit	BC6-10	4/26/2021	658.95	
OU3	Pit 6 Landfill Operable Unit	BC6-10	8/5/2021	659.09	
OU3	Pit 6 Landfill Operable Unit	BC6-10	8/25/2021	658.99	Pre-sampling Measurement
OU3	Pit 6 Landfill Operable Unit	BC6-10	10/27/2021	658.85	
OU3	Pit 6 Landfill Operable Unit	BC6-13	2/2/2021	< 659.12	DRY

Appendix D Groundwater Elevations Measured During 2021

OU3	Pit 6 Landfill Operable Unit	BC6-13	4/26/2021	< 659.12	DRY
OU3	Pit 6 Landfill Operable Unit	BC6-13	8/5/2021	< 659.12	DRY
OU3	Pit 6 Landfill Operable Unit	BC6-13	10/27/2021	< 659.12	DRY
OU3	Pit 6 Landfill Operable Unit	CARNRW1	2/2/2021	641.32	
OU3	Pit 6 Landfill Operable Unit	CARNRW1	4/26/2021	643.13	
OU3	Pit 6 Landfill Operable Unit	CARNRW1	7/20/2021	578.43	Pre-sampling Measurement
OU3	Pit 6 Landfill Operable Unit	CARNRW1	8/5/2021	642.99	
OU3	Pit 6 Landfill Operable Unit	CARNRW1	10/27/2021	643.79	
OU3	Pit 6 Landfill Operable Unit	CARNRW1	12/13/2021	175.13	Pre-sampling Measurement
OU3	Pit 6 Landfill Operable Unit	CARNRW2	12/13/2021	363.26	Pre-sampling Measurement
OU3	Pit 6 Landfill Operable Unit	CARNRW3	1/26/2021	667.07	Pre-sampling Measurement
OU3	Pit 6 Landfill Operable Unit	CARNRW3	2/2/2021	665.55	
OU3	Pit 6 Landfill Operable Unit	CARNRW3	2/16/2021	668.88	Pre-sampling Measurement
OU3	Pit 6 Landfill Operable Unit	CARNRW3	3/3/2021	666.70	Pre-sampling Measurement
OU3	Pit 6 Landfill Operable Unit	CARNRW3	4/26/2021	666.09	
OU3	Pit 6 Landfill Operable Unit	CARNRW3	5/11/2021	664.88	Pre-sampling Measurement
OU3	Pit 6 Landfill Operable Unit	CARNRW3	7/21/2021	664.00	Pre-sampling Measurement
OU3	Pit 6 Landfill Operable Unit	CARNRW3	8/5/2021	667.00	
OU3	Pit 6 Landfill Operable Unit	CARNRW3	8/24/2021	663.59	Pre-sampling Measurement
OU3	Pit 6 Landfill Operable Unit	CARNRW3	9/20/2021	662.88	Pre-sampling Measurement
OU3	Pit 6 Landfill Operable Unit	CARNRW3	10/18/2021	662.82	Pre-sampling Measurement
OU3	Pit 6 Landfill Operable Unit	CARNRW3	10/27/2021	666.83	
OU3	Pit 6 Landfill Operable Unit	CARNRW3	11/9/2021	667.88	Pre-sampling Measurement
OU3	Pit 6 Landfill Operable Unit	CARNRW3	12/9/2021	666.78	Pre-sampling Measurement
OU3	Pit 6 Landfill Operable Unit	CARNRW4	1/26/2021	636.96	Pre-sampling Measurement
OU3	Pit 6 Landfill Operable Unit	CARNRW4	2/2/2021	637.31	
OU3	Pit 6 Landfill Operable Unit	CARNRW4	2/16/2021	637.66	Pre-sampling Measurement
OU3	Pit 6 Landfill Operable Unit	CARNRW4	3/3/2021	637.45	Pre-sampling Measurement
OU3	Pit 6 Landfill Operable Unit	CARNRW4	4/26/2021	636.77	
OU3	Pit 6 Landfill Operable Unit	CARNRW4	5/11/2021	636.96	Pre-sampling Measurement
OU3	Pit 6 Landfill Operable Unit	CARNRW4	7/21/2021	636.93	Pre-sampling Measurement
OU3	Pit 6 Landfill Operable Unit	CARNRW4	8/5/2021	635.91	
OU3	Pit 6 Landfill Operable Unit	CARNRW4	8/25/2021	636.73	Pre-sampling Measurement
OU3	Pit 6 Landfill Operable Unit	CARNRW4	9/20/2021	636.54	Pre-sampling Measurement
OU3	Pit 6 Landfill Operable Unit	CARNRW4	10/19/2021	636.38	Pre-sampling Measurement
OU3	Pit 6 Landfill Operable Unit	CARNRW4	10/27/2021	636.05	
OU3	Pit 6 Landfill Operable Unit	CARNRW4	11/9/2021	636.85	Pre-sampling Measurement
OU3	Pit 6 Landfill Operable Unit	CARNRW4	12/14/2021	636.00	Pre-sampling Measurement
OU3	Pit 6 Landfill Operable Unit	EP6-06	2/2/2021	662.44	
OU3	Pit 6 Landfill Operable Unit	EP6-06	2/25/2021	662.28	Pre-sampling Measurement
OU3	Pit 6 Landfill Operable Unit	EP6-06	4/26/2021	661.49	
OU3	Pit 6 Landfill Operable Unit	EP6-06	8/5/2021	661.39	
OU3	Pit 6 Landfill Operable Unit	EP6-06	8/25/2021	661.41	Pre-sampling Measurement
OU3	Pit 6 Landfill Operable Unit	EP6-06	10/27/2021	661.41	
OU3	Pit 6 Landfill Operable Unit	EP6-07	2/2/2021	650.81	
OU3	Pit 6 Landfill Operable Unit	EP6-07	2/25/2021	650.23	Pre-sampling Measurement
OU3	Pit 6 Landfill Operable Unit	EP6-07	4/26/2021	651.13	
OU3	Pit 6 Landfill Operable Unit	EP6-07	4/27/2021	651.12	Pre-sampling Measurement
OU3	Pit 6 Landfill Operable Unit	EP6-07	8/5/2021	651.14	
OU3	Pit 6 Landfill Operable Unit	EP6-07	8/24/2021	651.75	Pre-sampling Measurement
OU3	Pit 6 Landfill Operable Unit	EP6-07	10/4/2021	651.28	Pre-sampling Measurement
OU3	Pit 6 Landfill Operable Unit	EP6-07	10/27/2021	651.53	
OU3	Pit 6 Landfill Operable Unit	EP6-08	2/2/2021	651.30	
OU3	Pit 6 Landfill Operable Unit	EP6-08	2/25/2021	< 650.88	DRY
OU3	Pit 6 Landfill Operable Unit	EP6-08	4/26/2021	650.74	
OU3	Pit 6 Landfill Operable Unit	EP6-08	4/27/2021	650.72	Pre-sampling Measurement
OU3	Pit 6 Landfill Operable Unit	EP6-08	8/5/2021	651.05	
OU3	Pit 6 Landfill Operable Unit	EP6-08	8/30/2021	650.41	Pre-sampling Measurement
OU3	Pit 6 Landfill Operable Unit	EP6-08	10/4/2021	651.11	Pre-sampling Measurement
OU3	Pit 6 Landfill Operable Unit	EP6-08	10/27/2021	651.41	
OU3	Pit 6 Landfill Operable Unit	EP6-09	2/2/2021	663.47	
OU3	Pit 6 Landfill Operable Unit	EP6-09	2/23/2021	664.06	Pre-sampling Measurement
OU3	Pit 6 Landfill Operable Unit	EP6-09	4/26/2021	663.30	
OU3	Pit 6 Landfill Operable Unit	EP6-09	4/28/2021	663.30	Pre-sampling Measurement
OU3	Pit 6 Landfill Operable Unit	EP6-09	8/5/2021	663.15	
OU3	Pit 6 Landfill Operable Unit	EP6-09	8/30/2021	663.28	Pre-sampling Measurement
OU3	Pit 6 Landfill Operable Unit	EP6-09	10/4/2021	663.18	Pre-sampling Measurement
OU3	Pit 6 Landfill Operable Unit	EP6-09	10/27/2021	663.14	
OU3	Pit 6 Landfill Operable Unit	K6-01	2/2/2021	663.39	
OU3	Pit 6 Landfill Operable Unit	K6-01	3/1/2021	663.27	Pre-sampling Measurement
OU3	Pit 6 Landfill Operable Unit	K6-01	4/26/2021	663.28	
OU3	Pit 6 Landfill Operable Unit	K6-01	4/27/2021	663.28	Pre-sampling Measurement
OU3	Pit 6 Landfill Operable Unit	K6-01	8/5/2021	663.16	
OU3	Pit 6 Landfill Operable Unit	K6-01	8/30/2021	663.34	Pre-sampling Measurement
OU3	Pit 6 Landfill Operable Unit	K6-01	10/27/2021	663.06	
OU3	Pit 6 Landfill Operable Unit	K6-01	11/9/2021	662.90	Pre-sampling Measurement
OU3	Pit 6 Landfill Operable Unit	K6-01S	2/2/2021	663.38	
OU3	Pit 6 Landfill Operable Unit	K6-01S	3/1/2021	663.32	Pre-sampling Measurement
OU3	Pit 6 Landfill Operable Unit	K6-01S	4/26/2021	663.38	
OU3	Pit 6 Landfill Operable Unit	K6-01S	8/5/2021	663.28	
OU3	Pit 6 Landfill Operable Unit	K6-01S	8/30/2021	663.20	Pre-sampling Measurement
OU3	Pit 6 Landfill Operable Unit	K6-01S	10/27/2021	662.99	
OU3	Pit 6 Landfill Operable Unit	K6-03	2/2/2021	651.12	
OU3	Pit 6 Landfill Operable Unit	K6-03	3/2/2021	651.02	Pre-sampling Measurement
OU3	Pit 6 Landfill Operable Unit	K6-03	4/26/2021	651.17	
OU3	Pit 6 Landfill Operable Unit	K6-03	8/5/2021	651.35	
OU3	Pit 6 Landfill Operable Unit	K6-03	8/24/2021	652.04	Pre-sampling Measurement
OU3	Pit 6 Landfill Operable Unit	K6-03	10/27/2021	651.82	
OU3	Pit 6 Landfill Operable Unit	K6-04	2/2/2021	651.69	
OU3	Pit 6 Landfill Operable Unit	K6-04	3/2/2021	651.55	Pre-sampling Measurement
OU3	Pit 6 Landfill Operable Unit	K6-04	4/26/2021	651.73	
OU3	Pit 6 Landfill Operable Unit	K6-04	8/5/2021	651.89	

Appendix D Groundwater Elevations Measured During 2021

OU3	Pit 6 Landfill Operable Unit	K6-04	8/24/2021	652.42	Pre-sampling Measurement
OU3	Pit 6 Landfill Operable Unit	K6-04	10/27/2021	652.17	
OU3	Pit 6 Landfill Operable Unit	K6-14	2/2/2021	659.38	
OU3	Pit 6 Landfill Operable Unit	K6-14	3/3/2021	658.86	Pre-sampling Measurement
OU3	Pit 6 Landfill Operable Unit	K6-14	4/26/2021	658.43	
OU3	Pit 6 Landfill Operable Unit	K6-14	8/5/2021	657.05	
OU3	Pit 6 Landfill Operable Unit	K6-14	8/25/2021	656.88	Pre-sampling Measurement
OU3	Pit 6 Landfill Operable Unit	K6-14	10/27/2021	655.83	
OU3	Pit 6 Landfill Operable Unit	K6-15	2/2/2021	< 666.79	DRY
OU3	Pit 6 Landfill Operable Unit	K6-15	4/26/2021	< 666.79	DRY
OU3	Pit 6 Landfill Operable Unit	K6-15	8/5/2021	< 666.79	DRY
OU3	Pit 6 Landfill Operable Unit	K6-15	10/27/2021	< 666.79	DRY
OU3	Pit 6 Landfill Operable Unit	K6-16	2/2/2021	662.24	
OU3	Pit 6 Landfill Operable Unit	K6-16	3/3/2021	661.95	Pre-sampling Measurement
OU3	Pit 6 Landfill Operable Unit	K6-16	4/26/2021	660.93	
OU3	Pit 6 Landfill Operable Unit	K6-16	8/5/2021	660.87	
OU3	Pit 6 Landfill Operable Unit	K6-16	8/25/2021	660.85	Pre-sampling Measurement
OU3	Pit 6 Landfill Operable Unit	K6-16	10/27/2021	661.35	
OU3	Pit 6 Landfill Operable Unit	K6-17	2/2/2021	657.41	
OU3	Pit 6 Landfill Operable Unit	K6-17	3/1/2021	657.39	Pre-sampling Measurement
OU3	Pit 6 Landfill Operable Unit	K6-17	4/26/2021	658.49	Pre-sampling Measurement
OU3	Pit 6 Landfill Operable Unit	K6-17	4/26/2021	658.13	
OU3	Pit 6 Landfill Operable Unit	K6-17	8/5/2021	656.27	
OU3	Pit 6 Landfill Operable Unit	K6-17	8/26/2021	655.94	Pre-sampling Measurement
OU3	Pit 6 Landfill Operable Unit	K6-17	9/16/2021	655.59	Pre-sampling Measurement
OU3	Pit 6 Landfill Operable Unit	K6-17	10/27/2021	655.55	
OU3	Pit 6 Landfill Operable Unit	K6-17	11/9/2021	655.51	Pre-sampling Measurement
OU3	Pit 6 Landfill Operable Unit	K6-18	2/2/2021	660.28	
OU3	Pit 6 Landfill Operable Unit	K6-18	3/3/2021	660.18	Pre-sampling Measurement
OU3	Pit 6 Landfill Operable Unit	K6-18	4/26/2021	659.67	
OU3	Pit 6 Landfill Operable Unit	K6-18	8/5/2021	659.18	
OU3	Pit 6 Landfill Operable Unit	K6-18	8/25/2021	659.19	Pre-sampling Measurement
OU3	Pit 6 Landfill Operable Unit	K6-18	10/27/2021	658.97	
OU3	Pit 6 Landfill Operable Unit	K6-19	2/2/2021	663.25	
OU3	Pit 6 Landfill Operable Unit	K6-19	4/26/2021	663.17	
OU3	Pit 6 Landfill Operable Unit	K6-19	4/27/2021	663.17	Pre-sampling Measurement
OU3	Pit 6 Landfill Operable Unit	K6-19	8/5/2021	663.07	
OU3	Pit 6 Landfill Operable Unit	K6-19	8/30/2021	663.07	Pre-sampling Measurement
OU3	Pit 6 Landfill Operable Unit	K6-19	10/4/2021	662.97	Pre-sampling Measurement
OU3	Pit 6 Landfill Operable Unit	K6-19	10/27/2021	662.36	
OU3	Pit 6 Landfill Operable Unit	K6-21	2/2/2021	< 664.82	DRY
OU3	Pit 6 Landfill Operable Unit	K6-21	4/26/2021	< 664.82	DRY
OU3	Pit 6 Landfill Operable Unit	K6-21	8/5/2021	< 664.82	DRY
OU3	Pit 6 Landfill Operable Unit	K6-21	10/27/2021	< 664.82	DRY
OU3	Pit 6 Landfill Operable Unit	K6-22	2/2/2021	646.76	
OU3	Pit 6 Landfill Operable Unit	K6-22	3/3/2021	646.60	Pre-sampling Measurement
OU3	Pit 6 Landfill Operable Unit	K6-22	4/26/2021	646.22	
OU3	Pit 6 Landfill Operable Unit	K6-22	8/5/2021	645.66	
OU3	Pit 6 Landfill Operable Unit	K6-22	10/27/2021	645.03	
OU3	Pit 6 Landfill Operable Unit	K6-23	2/2/2021	656.54	
OU3	Pit 6 Landfill Operable Unit	K6-23	3/1/2021	656.48	Pre-sampling Measurement
OU3	Pit 6 Landfill Operable Unit	K6-23	4/26/2021	654.15	
OU3	Pit 6 Landfill Operable Unit	K6-23	8/5/2021	653.87	
OU3	Pit 6 Landfill Operable Unit	K6-23	8/26/2021	656.25	Pre-sampling Measurement
OU3	Pit 6 Landfill Operable Unit	K6-23	9/16/2021	656.00	Pre-sampling Measurement
OU3	Pit 6 Landfill Operable Unit	K6-23	10/27/2021	655.68	
OU3	Pit 6 Landfill Operable Unit	K6-24	2/2/2021	650.16	
OU3	Pit 6 Landfill Operable Unit	K6-24	3/1/2021	650.13	Pre-sampling Measurement
OU3	Pit 6 Landfill Operable Unit	K6-24	4/26/2021	650.15	
OU3	Pit 6 Landfill Operable Unit	K6-24	8/5/2021	650.49	
OU3	Pit 6 Landfill Operable Unit	K6-24	8/16/2021	650.61	Pre-sampling Measurement
OU3	Pit 6 Landfill Operable Unit	K6-24	10/27/2021	651.13	
OU3	Pit 6 Landfill Operable Unit	K6-25	2/2/2021	661.75	
OU3	Pit 6 Landfill Operable Unit	K6-25	3/3/2021	660.94	Pre-sampling Measurement
OU3	Pit 6 Landfill Operable Unit	K6-25	4/26/2021	660.63	
OU3	Pit 6 Landfill Operable Unit	K6-25	8/5/2021	660.37	
OU3	Pit 6 Landfill Operable Unit	K6-25	8/25/2021	660.32	Pre-sampling Measurement
OU3	Pit 6 Landfill Operable Unit	K6-25	10/27/2021	660.75	
OU3	Pit 6 Landfill Operable Unit	K6-26	2/2/2021	651.26	
OU3	Pit 6 Landfill Operable Unit	K6-26	3/2/2021	651.23	Pre-sampling Measurement
OU3	Pit 6 Landfill Operable Unit	K6-26	4/26/2021	651.45	
OU3	Pit 6 Landfill Operable Unit	K6-26	8/5/2021	651.71	
OU3	Pit 6 Landfill Operable Unit	K6-26	8/16/2021	652.10	Pre-sampling Measurement
OU3	Pit 6 Landfill Operable Unit	K6-26	10/27/2021	652.03	
OU3	Pit 6 Landfill Operable Unit	K6-27	2/2/2021	649.72	
OU3	Pit 6 Landfill Operable Unit	K6-27	3/2/2021	< 649.62	DRY
OU3	Pit 6 Landfill Operable Unit	K6-27	4/26/2021	650.02	
OU3	Pit 6 Landfill Operable Unit	K6-27	8/5/2021	650.39	
OU3	Pit 6 Landfill Operable Unit	K6-27	8/16/2021	< 650.69	DRY
OU3	Pit 6 Landfill Operable Unit	K6-27	10/27/2021	650.29	
OU3	Pit 6 Landfill Operable Unit	K6-32	2/2/2021	651.14	
OU3	Pit 6 Landfill Operable Unit	K6-32	3/2/2021	651.13	Pre-sampling Measurement
OU3	Pit 6 Landfill Operable Unit	K6-32	4/26/2021	651.11	
OU3	Pit 6 Landfill Operable Unit	K6-32	8/5/2021	651.35	
OU3	Pit 6 Landfill Operable Unit	K6-32	8/24/2021	651.92	Pre-sampling Measurement
OU3	Pit 6 Landfill Operable Unit	K6-32	10/27/2021	651.62	
OU3	Pit 6 Landfill Operable Unit	K6-33	2/2/2021	642.68	
OU3	Pit 6 Landfill Operable Unit	K6-33	3/1/2021	642.62	Pre-sampling Measurement
OU3	Pit 6 Landfill Operable Unit	K6-33	4/26/2021	645.29	
OU3	Pit 6 Landfill Operable Unit	K6-33	8/5/2021	645.30	
OU3	Pit 6 Landfill Operable Unit	K6-33	8/26/2021	646.04	Pre-sampling Measurement
OU3	Pit 6 Landfill Operable Unit	K6-33	9/16/2021	643.71	Pre-sampling Measurement

Appendix D Groundwater Elevations Measured During 2021

OU3	Pit 6 Landfill Operable Unit	K6-33	10/27/2021	645.34	
OU3	Pit 6 Landfill Operable Unit	K6-34	2/2/2021	636.50	
OU3	Pit 6 Landfill Operable Unit	K6-34	3/1/2021	636.47	Pre-sampling Measurement
OU3	Pit 6 Landfill Operable Unit	K6-34	4/26/2021	645.29	
OU3	Pit 6 Landfill Operable Unit	K6-34	4/27/2021	645.06	Pre-sampling Measurement
OU3	Pit 6 Landfill Operable Unit	K6-34	8/5/2021	641.80	
OU3	Pit 6 Landfill Operable Unit	K6-34	8/26/2021	646.26	Pre-sampling Measurement
OU3	Pit 6 Landfill Operable Unit	K6-34	10/27/2021	645.46	
OU3	Pit 6 Landfill Operable Unit	K6-34	11/9/2021	646.95	Pre-sampling Measurement
OU3	Pit 6 Landfill Operable Unit	K6-35	2/2/2021	668.96	
OU3	Pit 6 Landfill Operable Unit	K6-35	3/2/2021	668.84	Pre-sampling Measurement
OU3	Pit 6 Landfill Operable Unit	K6-35	4/26/2021	651.18	
OU3	Pit 6 Landfill Operable Unit	K6-35	4/27/2021	651.13	Pre-sampling Measurement
OU3	Pit 6 Landfill Operable Unit	K6-35	8/5/2021	651.42	
OU3	Pit 6 Landfill Operable Unit	K6-35	8/24/2021	651.96	Pre-sampling Measurement
OU3	Pit 6 Landfill Operable Unit	K6-35	10/4/2021	651.32	Pre-sampling Measurement
OU3	Pit 6 Landfill Operable Unit	K6-35	10/27/2021	651.72	
OU3	Pit 6 Landfill Operable Unit	K6-36	2/2/2021	< 652.94	DRY
OU3	Pit 6 Landfill Operable Unit	K6-36	4/26/2021	< 652.94	DRY
OU3	Pit 6 Landfill Operable Unit	K6-36	8/5/2021	< 652.94	DRY
OU3	Pit 6 Landfill Operable Unit	K6-36	10/27/2021	651.78	
OU3	Pit 6 Landfill Operable Unit	W-33C-01	2/2/2021	632.51	
OU3	Pit 6 Landfill Operable Unit	W-33C-01	4/26/2021	636.77	
OU3	Pit 6 Landfill Operable Unit	W-33C-01	8/5/2021	630.91	
OU3	Pit 6 Landfill Operable Unit	W-33C-01	8/26/2021	630.91	Pre-sampling Measurement
OU3	Pit 6 Landfill Operable Unit	W-33C-01	10/27/2021	634.93	
OU3	Pit 6 Landfill Operable Unit	W-34-01	2/2/2021	NM	No access to well location
OU3	Pit 6 Landfill Operable Unit	W-34-01	4/26/2021	672.28	
OU3	Pit 6 Landfill Operable Unit	W-34-01	8/5/2021	< 672.28	DRY
OU3	Pit 6 Landfill Operable Unit	W-34-01	10/27/2021	NM	No access to well location
OU3	Pit 6 Landfill Operable Unit	W-34-02	2/2/2021	NM	No access to well location
OU3	Pit 6 Landfill Operable Unit	W-34-02	4/26/2021	648.68	
OU3	Pit 6 Landfill Operable Unit	W-34-02	8/5/2021	647.44	
OU3	Pit 6 Landfill Operable Unit	W-34-02	10/27/2021	NM	No access to well location
OU3	Pit 6 Landfill Operable Unit	W-PIT6-1819	2/2/2021	NM	No access to well location
OU3	Pit 6 Landfill Operable Unit	W-PIT6-1819	3/1/2021	639.22	Pre-sampling Measurement
OU3	Pit 6 Landfill Operable Unit	W-PIT6-1819	4/26/2021	643.77	Pre-sampling Measurement
OU3	Pit 6 Landfill Operable Unit	W-PIT6-1819	4/26/2021	643.77	
OU3	Pit 6 Landfill Operable Unit	W-PIT6-1819	8/5/2021	642.47	
OU3	Pit 6 Landfill Operable Unit	W-PIT6-1819	8/26/2021	644.73	Pre-sampling Measurement
OU3	Pit 6 Landfill Operable Unit	W-PIT6-1819	10/27/2021	644.24	
OU3	Pit 6 Landfill Operable Unit	W-PIT6-1819	11/9/2021	645.47	Pre-sampling Measurement
OU3	Pit 6 Landfill Operable Unit	W-PIT6-2816	10/27/2021	650.79	
OU3	Pit 6 Landfill Operable Unit	W-PIT6-2817	10/27/2021	650.35	
OU3	Pit 6 Landfill Operable Unit	W-PIT6-2817	10/27/2021	649.30	
OU4	High Explosives Process Area Operable Unit	W-35B-01	1/26/2021	503.88	
OU4	High Explosives Process Area Operable Unit	W-35B-01	4/27/2021	503.79	
OU4	High Explosives Process Area Operable Unit	W-35B-01	8/12/2021	503.58	
OU4	High Explosives Process Area Operable Unit	W-35B-01	9/16/2021	503.34	Pre-sampling Measurement
OU4	High Explosives Process Area Operable Unit	W-35B-01	10/26/2021	503.84	
OU4	High Explosives Process Area Operable Unit	W-35B-01	11/15/2021	503.97	Pre-sampling Measurement
OU4	High Explosives Process Area Operable Unit	W-35B-02	1/26/2021	503.67	
OU4	High Explosives Process Area Operable Unit	W-35B-02	4/27/2021	504.02	
OU4	High Explosives Process Area Operable Unit	W-35B-02	8/12/2021	503.73	
OU4	High Explosives Process Area Operable Unit	W-35B-02	9/16/2021	503.61	Pre-sampling Measurement
OU4	High Explosives Process Area Operable Unit	W-35B-02	10/20/2021	NM	No well access for sampling or measurement
OU4	High Explosives Process Area Operable Unit	W-35B-02	10/26/2021	504.25	
OU4	High Explosives Process Area Operable Unit	W-35B-02	11/15/2021	504.23	Pre-sampling Measurement
OU4	High Explosives Process Area Operable Unit	W-35B-03	1/26/2021	506.15	
OU4	High Explosives Process Area Operable Unit	W-35B-03	4/27/2021	506.14	
OU4	High Explosives Process Area Operable Unit	W-35B-03	6/23/2021	505.69	Pre-sampling Measurement
OU4	High Explosives Process Area Operable Unit	W-35B-03	8/12/2021	505.66	
OU4	High Explosives Process Area Operable Unit	W-35B-03	9/16/2021	505.59	Pre-sampling Measurement
OU4	High Explosives Process Area Operable Unit	W-35B-03	10/26/2021	505.94	
OU4	High Explosives Process Area Operable Unit	W-35B-03	11/15/2021	505.77	Pre-sampling Measurement
OU4	High Explosives Process Area Operable Unit	W-35B-04	1/26/2021	525.94	
OU4	High Explosives Process Area Operable Unit	W-35B-04	4/27/2021	526.52	
OU4	High Explosives Process Area Operable Unit	W-35B-04	8/12/2021	524.34	
OU4	High Explosives Process Area Operable Unit	W-35B-04	9/16/2021	523.96	Pre-sampling Measurement
OU4	High Explosives Process Area Operable Unit	W-35B-04	10/26/2021	524.96	
OU4	High Explosives Process Area Operable Unit	W-35B-04	11/15/2021	525.24	Pre-sampling Measurement
OU4	High Explosives Process Area Operable Unit	W-35B-05	1/26/2021	525.80	
OU4	High Explosives Process Area Operable Unit	W-35B-05	4/27/2021	527.30	
OU4	High Explosives Process Area Operable Unit	W-35B-05	6/23/2021	527.14	Pre-sampling Measurement
OU4	High Explosives Process Area Operable Unit	W-35B-05	8/12/2021	524.26	
OU4	High Explosives Process Area Operable Unit	W-35B-05	9/16/2021	525.30	Pre-sampling Measurement
OU4	High Explosives Process Area Operable Unit	W-35B-05	10/26/2021	525.23	
OU4	High Explosives Process Area Operable Unit	W-35B-05	11/15/2021	525.29	Pre-sampling Measurement
OU4	High Explosives Process Area Operable Unit	W-35C-01	1/26/2021	536.88	
OU4	High Explosives Process Area Operable Unit	W-35C-01	3/4/2021	521.93	Pre-sampling Measurement
OU4	High Explosives Process Area Operable Unit	W-35C-01	3/25/2021	536.71	Pre-sampling Measurement
OU4	High Explosives Process Area Operable Unit	W-35C-01	4/15/2021	537.53	
OU4	High Explosives Process Area Operable Unit	W-35C-01	8/5/2021	536.83	
OU4	High Explosives Process Area Operable Unit	W-35C-01	10/19/2021	535.87	
OU4	High Explosives Process Area Operable Unit	W-35C-02	1/26/2021	NM	No well access for sampling or measurement
OU4	High Explosives Process Area Operable Unit	W-35C-02	4/27/2021	581.88	ARTESIAN
OU4	High Explosives Process Area Operable Unit	W-35C-02	8/4/2021	NM	No well access for sampling or measurement
OU4	High Explosives Process Area Operable Unit	W-35C-02	10/28/2021	585.62	ARTESIAN
OU4	High Explosives Process Area Operable Unit	W-35C-04	1/28/2021	529.89	
OU4	High Explosives Process Area Operable Unit	W-35C-04	4/15/2021	457.78	
OU4	High Explosives Process Area Operable Unit	W-35C-04	8/5/2021	440.24	
OU4	High Explosives Process Area Operable Unit	W-35C-04	10/20/2021	440.58	

Appendix D Groundwater Elevations Measured During 2021

OU4	High Explosives Process Area Operable Unit	W-35C-05	1/28/2021 505.21	
OU4	High Explosives Process Area Operable Unit	W-35C-05	4/15/2021 504.28	
OU4	High Explosives Process Area Operable Unit	W-35C-05	8/9/2021 504.89	
OU4	High Explosives Process Area Operable Unit	W-35C-05	8/31/2021 508.30	Pre-sampling Measurement
OU4	High Explosives Process Area Operable Unit	W-35C-05	10/20/2021 504.48	
OU4	High Explosives Process Area Operable Unit	W-35C-06	1/28/2021 < 504.85	DRY
OU4	High Explosives Process Area Operable Unit	W-35C-06	4/15/2021 < 504.85	DRY
OU4	High Explosives Process Area Operable Unit	W-35C-06	8/9/2021 < 504.85	DRY
OU4	High Explosives Process Area Operable Unit	W-35C-06	10/20/2021 < 505.35	DRY
OU4	High Explosives Process Area Operable Unit	W-35C-07	1/28/2021 531.81	
OU4	High Explosives Process Area Operable Unit	W-35C-07	4/15/2021 531.95	
OU4	High Explosives Process Area Operable Unit	W-35C-07	8/9/2021 531.77	
OU4	High Explosives Process Area Operable Unit	W-35C-07	8/31/2021 531.50	Pre-sampling Measurement
OU4	High Explosives Process Area Operable Unit	W-35C-07	10/20/2021 530.24	
OU4	High Explosives Process Area Operable Unit	W-35C-08	1/28/2021 505.15	
OU4	High Explosives Process Area Operable Unit	W-35C-08	4/15/2021 505.86	
OU4	High Explosives Process Area Operable Unit	W-35C-08	8/9/2021 505.32	
OU4	High Explosives Process Area Operable Unit	W-35C-08	8/31/2021 505.16	Pre-sampling Measurement
OU4	High Explosives Process Area Operable Unit	W-35C-08	10/20/2021 504.56	
OU4	High Explosives Process Area Operable Unit	W-4A	2/3/2021 529.39	
OU4	High Explosives Process Area Operable Unit	W-4A	3/10/2021 529.45	Pre-sampling Measurement
OU4	High Explosives Process Area Operable Unit	W-4A	4/26/2021 529.35	
OU4	High Explosives Process Area Operable Unit	W-4A	8/3/2021 528.13	
OU4	High Explosives Process Area Operable Unit	W-4A	10/27/2021 529.07	
OU4	High Explosives Process Area Operable Unit	W-4AS	2/3/2021 527.66	
OU4	High Explosives Process Area Operable Unit	W-4AS	3/9/2021 527.24	Pre-sampling Measurement
OU4	High Explosives Process Area Operable Unit	W-4AS	4/26/2021 527.76	
OU4	High Explosives Process Area Operable Unit	W-4AS	8/3/2021 524.58	
OU4	High Explosives Process Area Operable Unit	W-4AS	10/27/2021 527.85	
OU4	High Explosives Process Area Operable Unit	W-4B	1/28/2021 533.79	ARTESIAN
OU4	High Explosives Process Area Operable Unit	W-4B	3/10/2021 530.62	Pre-sampling Measurement
OU4	High Explosives Process Area Operable Unit	W-4B	4/27/2021 529.41	
OU4	High Explosives Process Area Operable Unit	W-4B	8/9/2021 529.16	
OU4	High Explosives Process Area Operable Unit	W-4B	9/15/2021 528.80	Pre-sampling Measurement
OU4	High Explosives Process Area Operable Unit	W-4B	10/20/2021 528.18	
OU4	High Explosives Process Area Operable Unit	W-4C	1/28/2021 544.38	ARTESIAN
OU4	High Explosives Process Area Operable Unit	W-4C	3/10/2021 542.87	Pre-sampling Measurement
OU4	High Explosives Process Area Operable Unit	W-4C	4/27/2021 542.45	ARTESIAN
OU4	High Explosives Process Area Operable Unit	W-4C	5/20/2021 517.91	Pre-sampling Measurement
OU4	High Explosives Process Area Operable Unit	W-4C	8/9/2021 531.60	ARTESIAN
OU4	High Explosives Process Area Operable Unit	W-4C	9/15/2021 529.39	Pre-sampling Measurement
OU4	High Explosives Process Area Operable Unit	W-4C	10/20/2021 529.43	
OU4	High Explosives Process Area Operable Unit	W-4C	12/8/2021 523.63	Pre-sampling Measurement
OU4	High Explosives Process Area Operable Unit	W-6BD	1/27/2021 506.90	
OU4	High Explosives Process Area Operable Unit	W-6BD	3/9/2021 507.10	Pre-sampling Measurement
OU4	High Explosives Process Area Operable Unit	W-6BD	4/15/2021 507.57	
OU4	High Explosives Process Area Operable Unit	W-6BD	8/4/2021 507.05	
OU4	High Explosives Process Area Operable Unit	W-6BD	10/20/2021 506.06	
OU4	High Explosives Process Area Operable Unit	W-6BS	1/27/2021 506.26	
OU4	High Explosives Process Area Operable Unit	W-6BS	3/9/2021 507.21	Pre-sampling Measurement
OU4	High Explosives Process Area Operable Unit	W-6BS	4/15/2021 506.68	
OU4	High Explosives Process Area Operable Unit	W-6BS	8/4/2021 506.12	
OU4	High Explosives Process Area Operable Unit	W-6BS	9/15/2021 506.63	Pre-sampling Measurement
OU4	High Explosives Process Area Operable Unit	W-6BS	10/20/2021 506.38	
OU4	High Explosives Process Area Operable Unit	W-6CD	1/26/2021 549.20	
OU4	High Explosives Process Area Operable Unit	W-6CD	3/10/2021 547.30	Pre-sampling Measurement
OU4	High Explosives Process Area Operable Unit	W-6CD	4/15/2021 548.04	
OU4	High Explosives Process Area Operable Unit	W-6CD	8/4/2021 546.79	
OU4	High Explosives Process Area Operable Unit	W-6CD	10/20/2021 547.33	
OU4	High Explosives Process Area Operable Unit	W-6CI	1/26/2021 548.74	
OU4	High Explosives Process Area Operable Unit	W-6CI	3/10/2021 541.27	Pre-sampling Measurement
OU4	High Explosives Process Area Operable Unit	W-6CI	4/15/2021 546.69	
OU4	High Explosives Process Area Operable Unit	W-6CI	8/4/2021 542.29	
OU4	High Explosives Process Area Operable Unit	W-6CI	10/20/2021 545.79	
OU4	High Explosives Process Area Operable Unit	W-6CS	1/26/2021 548.79	
OU4	High Explosives Process Area Operable Unit	W-6CS	3/9/2021 550.99	Pre-sampling Measurement
OU4	High Explosives Process Area Operable Unit	W-6CS	4/15/2021 550.17	
OU4	High Explosives Process Area Operable Unit	W-6CS	8/4/2021 548.50	
OU4	High Explosives Process Area Operable Unit	W-6CS	9/20/2021 548.34	Pre-sampling Measurement
OU4	High Explosives Process Area Operable Unit	W-6CS	10/20/2021 548.16	
OU4	High Explosives Process Area Operable Unit	W-6EI	1/28/2021 535.50	ARTESIAN
OU4	High Explosives Process Area Operable Unit	W-6EI	4/22/2021 532.29	ARTESIAN
OU4	High Explosives Process Area Operable Unit	W-6EI	8/9/2021 531.80	ARTESIAN
OU4	High Explosives Process Area Operable Unit	W-6EI	9/1/2021 531.11	Pre-sampling Measurement
OU4	High Explosives Process Area Operable Unit	W-6EI	10/20/2021 530.37	
OU4	High Explosives Process Area Operable Unit	W-6ER	1/28/2021 NM	ARTESIAN
OU4	High Explosives Process Area Operable Unit	W-6ER	4/22/2021 464.64	
OU4	High Explosives Process Area Operable Unit	W-6ER	8/5/2021 462.45	
OU4	High Explosives Process Area Operable Unit	W-6ER	10/20/2021 462.48	
OU4	High Explosives Process Area Operable Unit	W-6ES	1/28/2021 503.25	
OU4	High Explosives Process Area Operable Unit	W-6ES	4/22/2021 504.35	
OU4	High Explosives Process Area Operable Unit	W-6ES	8/9/2021 503.85	
OU4	High Explosives Process Area Operable Unit	W-6ES	9/1/2021 503.30	Pre-sampling Measurement
OU4	High Explosives Process Area Operable Unit	W-6ES	10/20/2021 502.88	
OU4	High Explosives Process Area Operable Unit	W-6F	1/26/2021 556.87	
OU4	High Explosives Process Area Operable Unit	W-6F	4/15/2021 556.25	
OU4	High Explosives Process Area Operable Unit	W-6F	5/19/2021 556.95	
OU4	High Explosives Process Area Operable Unit	W-6F	8/4/2021 554.88	
OU4	High Explosives Process Area Operable Unit	W-6F	10/20/2021 554.81	
OU4	High Explosives Process Area Operable Unit	W-6G	1/26/2021 557.22	
OU4	High Explosives Process Area Operable Unit	W-6G	3/9/2021 556.62	Pre-sampling Measurement
OU4	High Explosives Process Area Operable Unit	W-6G	4/15/2021 556.68	

Appendix D Groundwater Elevations Measured During 2021

OU4	High Explosives Process Area Operable Unit W-6G	8/4/2021	555.41	
OU4	High Explosives Process Area Operable Unit W-6G	10/20/2021	555.23	
OU4	High Explosives Process Area Operable Unit W-6H	1/26/2021	551.78	
OU4	High Explosives Process Area Operable Unit W-6H	3/25/2021	551.64	Pre-sampling Measurement
OU4	High Explosives Process Area Operable Unit W-6H	4/15/2021	549.69	
OU4	High Explosives Process Area Operable Unit W-6H	6/21/2021	549.31	Pre-sampling Measurement
OU4	High Explosives Process Area Operable Unit W-6H	8/5/2021	544.14	
OU4	High Explosives Process Area Operable Unit W-6H	9/20/2021	542.00	Pre-sampling Measurement
OU4	High Explosives Process Area Operable Unit W-6H	10/19/2021	548.10	
OU4	High Explosives Process Area Operable Unit W-6H	12/8/2021	548.46	Pre-sampling Measurement
OU4	High Explosives Process Area Operable Unit W-6I	1/26/2021	530.14	
OU4	High Explosives Process Area Operable Unit W-6I	4/15/2021	531.91	
OU4	High Explosives Process Area Operable Unit W-6I	8/5/2021	529.29	
OU4	High Explosives Process Area Operable Unit W-6I	10/19/2021	528.59	
OU4	High Explosives Process Area Operable Unit W-6J	1/26/2021	551.25	
OU4	High Explosives Process Area Operable Unit W-6J	3/25/2021	551.06	Pre-sampling Measurement
OU4	High Explosives Process Area Operable Unit W-6J	4/15/2021	549.12	
OU4	High Explosives Process Area Operable Unit W-6J	6/21/2021	548.82	Pre-sampling Measurement
OU4	High Explosives Process Area Operable Unit W-6J	8/5/2021	543.18	
OU4	High Explosives Process Area Operable Unit W-6J	10/19/2021	542.41	
OU4	High Explosives Process Area Operable Unit W-6J	12/9/2021	543.26	Pre-sampling Measurement
OU4	High Explosives Process Area Operable Unit W-6K	2/3/2021	539.58	ARTESIAN
OU4	High Explosives Process Area Operable Unit W-6K	4/15/2021	536.92	ARTESIAN
OU4	High Explosives Process Area Operable Unit W-6K	8/9/2021	532.29	
OU4	High Explosives Process Area Operable Unit W-6K	8/31/2021	533.52	Pre-sampling Measurement
OU4	High Explosives Process Area Operable Unit W-6K	10/20/2021	534.45	ARTESIAN
OU4	High Explosives Process Area Operable Unit W-6L	2/3/2021	539.36	ARTESIAN
OU4	High Explosives Process Area Operable Unit W-6L	4/15/2021	536.50	ARTESIAN
OU4	High Explosives Process Area Operable Unit W-6L	8/9/2021	534.79	ARTESIAN
OU4	High Explosives Process Area Operable Unit W-6L	8/31/2021	533.82	Pre-sampling Measurement
OU4	High Explosives Process Area Operable Unit W-6L	10/20/2021	533.89	
OU4	High Explosives Process Area Operable Unit W-806-06A	2/3/2021	694.20	
OU4	High Explosives Process Area Operable Unit W-806-06A	4/14/2021	694.19	
OU4	High Explosives Process Area Operable Unit W-806-06A	8/4/2021	694.14	
OU4	High Explosives Process Area Operable Unit W-806-06A	10/19/2021	693.47	
OU4	High Explosives Process Area Operable Unit W-806-07	2/3/2021	< 762.04	DRY
OU4	High Explosives Process Area Operable Unit W-806-07	4/14/2021	< 762.04	DRY
OU4	High Explosives Process Area Operable Unit W-806-07	8/4/2021	< 762.04	DRY
OU4	High Explosives Process Area Operable Unit W-806-07	10/19/2021	< 762.04	DRY
OU4	High Explosives Process Area Operable Unit W-808-01	2/3/2021	849.59	
OU4	High Explosives Process Area Operable Unit W-808-01	3/8/2021	849.48	Pre-sampling Measurement
OU4	High Explosives Process Area Operable Unit W-808-01	4/14/2021	849.64	
OU4	High Explosives Process Area Operable Unit W-808-01	8/4/2021	849.23	
OU4	High Explosives Process Area Operable Unit W-808-01	10/19/2021	849.26	
OU4	High Explosives Process Area Operable Unit W-808-02	2/3/2021	813.46	
OU4	High Explosives Process Area Operable Unit W-808-02	3/8/2021	813.41	Pre-sampling Measurement
OU4	High Explosives Process Area Operable Unit W-808-02	4/14/2021	813.56	
OU4	High Explosives Process Area Operable Unit W-808-02	8/4/2021	813.38	
OU4	High Explosives Process Area Operable Unit W-808-02	10/19/2021	814.23	
OU4	High Explosives Process Area Operable Unit W-808-03	2/3/2021	604.83	
OU4	High Explosives Process Area Operable Unit W-808-03	4/14/2021	606.12	
OU4	High Explosives Process Area Operable Unit W-808-03	8/4/2021	605.77	
OU4	High Explosives Process Area Operable Unit W-808-03	10/19/2021	605.69	
OU4	High Explosives Process Area Operable Unit W-809-01	2/3/2021	721.57	
OU4	High Explosives Process Area Operable Unit W-809-01	3/9/2021	721.49	Pre-sampling Measurement
OU4	High Explosives Process Area Operable Unit W-809-01	4/14/2021	721.51	
OU4	High Explosives Process Area Operable Unit W-809-01	8/4/2021	721.33	
OU4	High Explosives Process Area Operable Unit W-809-01	9/22/2021	721.01	Pre-sampling Measurement
OU4	High Explosives Process Area Operable Unit W-809-01	10/19/2021	720.97	
OU4	High Explosives Process Area Operable Unit W-809-02	2/3/2021	648.42	
OU4	High Explosives Process Area Operable Unit W-809-02	4/14/2021	648.65	
OU4	High Explosives Process Area Operable Unit W-809-02	8/4/2021	648.55	
OU4	High Explosives Process Area Operable Unit W-809-02	9/22/2021	654.51	Pre-sampling Measurement
OU4	High Explosives Process Area Operable Unit W-809-02	10/19/2021	648.38	
OU4	High Explosives Process Area Operable Unit W-809-03	2/3/2021	641.74	
OU4	High Explosives Process Area Operable Unit W-809-03	3/9/2021	641.77	Pre-sampling Measurement
OU4	High Explosives Process Area Operable Unit W-809-03	4/14/2021	642.09	
OU4	High Explosives Process Area Operable Unit W-809-03	8/4/2021	641.50	
OU4	High Explosives Process Area Operable Unit W-809-03	10/19/2021	640.81	
OU4	High Explosives Process Area Operable Unit W-809-04	2/3/2021	< 697.14	DRY
OU4	High Explosives Process Area Operable Unit W-809-04	4/14/2021	< 697.14	DRY
OU4	High Explosives Process Area Operable Unit W-809-04	8/4/2021	< 697.14	DRY
OU4	High Explosives Process Area Operable Unit W-809-04	10/19/2021	< 697.14	DRY
OU4	High Explosives Process Area Operable Unit W-810-01	2/3/2021	596.96	
OU4	High Explosives Process Area Operable Unit W-810-01	4/14/2021	600.70	
OU4	High Explosives Process Area Operable Unit W-810-01	8/4/2021	599.28	
OU4	High Explosives Process Area Operable Unit W-810-01	10/19/2021	599.73	
OU4	High Explosives Process Area Operable Unit W-814-01	1/21/2021	697.87	
OU4	High Explosives Process Area Operable Unit W-814-01	3/9/2021	697.95	Pre-sampling Measurement
OU4	High Explosives Process Area Operable Unit W-814-01	4/13/2021	697.98	
OU4	High Explosives Process Area Operable Unit W-814-01	8/3/2021	697.71	
OU4	High Explosives Process Area Operable Unit W-814-01	9/8/2021	697.62	Pre-sampling Measurement
OU4	High Explosives Process Area Operable Unit W-814-01	10/18/2021	697.63	
OU4	High Explosives Process Area Operable Unit W-814-02	1/21/2021	633.10	
OU4	High Explosives Process Area Operable Unit W-814-02	4/13/2021	633.93	
OU4	High Explosives Process Area Operable Unit W-814-02	8/3/2021	631.76	
OU4	High Explosives Process Area Operable Unit W-814-02	9/8/2021	631.59	Pre-sampling Measurement
OU4	High Explosives Process Area Operable Unit W-814-02	10/18/2021	630.95	
OU4	High Explosives Process Area Operable Unit W-814-03	1/21/2021	< 722.17	DRY
OU4	High Explosives Process Area Operable Unit W-814-03	4/13/2021	< 722.17	DRY
OU4	High Explosives Process Area Operable Unit W-814-03	8/3/2021	< 722.17	DRY
OU4	High Explosives Process Area Operable Unit W-814-03	10/18/2021	< 722.17	DRY

Appendix D Groundwater Elevations Measured During 2021

OU4	High Explosives Process Area Operable Unit W-814-04	1/21/2021	578.73	
OU4	High Explosives Process Area Operable Unit W-814-04	4/13/2021	579.35	
OU4	High Explosives Process Area Operable Unit W-814-04	8/3/2021	577.18	
OU4	High Explosives Process Area Operable Unit W-814-04	9/1/2021	576.26	Pre-sampling Measurement
OU4	High Explosives Process Area Operable Unit W-814-04	10/18/2021	576.87	
OU4	High Explosives Process Area Operable Unit W-814-04	12/1/2021	577.19	Pre-sampling Measurement
OU4	High Explosives Process Area Operable Unit W-814-2134	1/21/2021	739.75	
OU4	High Explosives Process Area Operable Unit W-814-2134	4/13/2021	740.32	
OU4	High Explosives Process Area Operable Unit W-814-2134	8/3/2021	675.95	
OU4	High Explosives Process Area Operable Unit W-814-2134	10/18/2021	676.59	
OU4	High Explosives Process Area Operable Unit W-814-2138	1/21/2021	697.59	
OU4	High Explosives Process Area Operable Unit W-814-2138	3/9/2021	697.68	Pre-sampling Measurement
OU4	High Explosives Process Area Operable Unit W-814-2138	4/13/2021	697.49	
OU4	High Explosives Process Area Operable Unit W-814-2138	8/3/2021	696.80	
OU4	High Explosives Process Area Operable Unit W-814-2138	9/8/2021	696.74	Pre-sampling Measurement
OU4	High Explosives Process Area Operable Unit W-814-2138	10/18/2021	696.70	
OU4	High Explosives Process Area Operable Unit W-815-01	2/3/2021	< 673.57	DRY
OU4	High Explosives Process Area Operable Unit W-815-01	4/14/2021	< 673.57	DRY
OU4	High Explosives Process Area Operable Unit W-815-01	8/4/2021	< 673.57	DRY
OU4	High Explosives Process Area Operable Unit W-815-01	10/19/2021	< 673.57	DRY
OU4	High Explosives Process Area Operable Unit W-815-02	2/3/2021	611.05	
OU4	High Explosives Process Area Operable Unit W-815-02	4/14/2021	611.09	
OU4	High Explosives Process Area Operable Unit W-815-02	8/4/2021	611.06	
OU4	High Explosives Process Area Operable Unit W-815-02	10/19/2021	611.12	
OU4	High Explosives Process Area Operable Unit W-815-03	2/3/2021	< 674.65	DRY
OU4	High Explosives Process Area Operable Unit W-815-03	4/14/2021	< 674.65	DRY
OU4	High Explosives Process Area Operable Unit W-815-03	8/4/2021	< 674.65	DRY
OU4	High Explosives Process Area Operable Unit W-815-03	10/19/2021	< 674.65	DRY
OU4	High Explosives Process Area Operable Unit W-815-04	2/3/2021	626.67	
OU4	High Explosives Process Area Operable Unit W-815-04	4/14/2021	626.63	
OU4	High Explosives Process Area Operable Unit W-815-04	8/4/2021	626.60	
OU4	High Explosives Process Area Operable Unit W-815-04	10/19/2021	626.51	
OU4	High Explosives Process Area Operable Unit W-815-05	2/3/2021	673.86	
OU4	High Explosives Process Area Operable Unit W-815-05	3/8/2021	< 674.20	DRY
OU4	High Explosives Process Area Operable Unit W-815-05	4/14/2021	673.50	
OU4	High Explosives Process Area Operable Unit W-815-05	8/4/2021	672.75	
OU4	High Explosives Process Area Operable Unit W-815-05	10/19/2021	672.49	
OU4	High Explosives Process Area Operable Unit W-815-06	1/21/2021	624.01	
OU4	High Explosives Process Area Operable Unit W-815-06	4/13/2021	624.57	
OU4	High Explosives Process Area Operable Unit W-815-06	8/3/2021	623.38	
OU4	High Explosives Process Area Operable Unit W-815-06	9/23/2021	623.25	Pre-sampling Measurement
OU4	High Explosives Process Area Operable Unit W-815-06	10/18/2021	623.10	
OU4	High Explosives Process Area Operable Unit W-815-07	1/21/2021	622.77	
OU4	High Explosives Process Area Operable Unit W-815-07	3/9/2021	622.84	Pre-sampling Measurement
OU4	High Explosives Process Area Operable Unit W-815-07	4/13/2021	623.22	
OU4	High Explosives Process Area Operable Unit W-815-07	8/3/2021	622.21	
OU4	High Explosives Process Area Operable Unit W-815-07	9/8/2021	622.14	Pre-sampling Measurement
OU4	High Explosives Process Area Operable Unit W-815-07	10/18/2021	621.92	
OU4	High Explosives Process Area Operable Unit W-815-08	2/3/2021	595.17	
OU4	High Explosives Process Area Operable Unit W-815-08	3/8/2021	595.46	Pre-sampling Measurement
OU4	High Explosives Process Area Operable Unit W-815-08	4/14/2021	595.96	
OU4	High Explosives Process Area Operable Unit W-815-08	8/4/2021	594.35	
OU4	High Explosives Process Area Operable Unit W-815-08	10/19/2021	594.69	
OU4	High Explosives Process Area Operable Unit W-815-1918	2/3/2021	670.55	
OU4	High Explosives Process Area Operable Unit W-815-1918	4/14/2021	670.91	
OU4	High Explosives Process Area Operable Unit W-815-1918	8/4/2021	663.89	
OU4	High Explosives Process Area Operable Unit W-815-1918	10/28/2021	667.76	
OU4	High Explosives Process Area Operable Unit W-815-1928	2/3/2021	< 717.31	DRY
OU4	High Explosives Process Area Operable Unit W-815-1928	4/14/2021	< 717.31	DRY
OU4	High Explosives Process Area Operable Unit W-815-1928	8/4/2021	< 717.31	DRY
OU4	High Explosives Process Area Operable Unit W-815-1928	10/19/2021	< 717.31	DRY
OU4	High Explosives Process Area Operable Unit W-815-2110	1/26/2021	NM	No well access for sampling or measurement
OU4	High Explosives Process Area Operable Unit W-815-2110	3/30/2021	546.39	Pre-sampling Measurement
OU4	High Explosives Process Area Operable Unit W-815-2110	4/15/2021	543.07	
OU4	High Explosives Process Area Operable Unit W-815-2110	6/21/2021	538.79	Pre-sampling Measurement
OU4	High Explosives Process Area Operable Unit W-815-2110	8/5/2021	536.89	
OU4	High Explosives Process Area Operable Unit W-815-2110	9/23/2021	534.93	Pre-sampling Measurement
OU4	High Explosives Process Area Operable Unit W-815-2110	10/19/2021	543.39	
OU4	High Explosives Process Area Operable Unit W-815-2110	12/8/2021	543.57	Pre-sampling Measurement
OU4	High Explosives Process Area Operable Unit W-815-2111	1/26/2021	NM	No well access for sampling or measurement
OU4	High Explosives Process Area Operable Unit W-815-2111	3/30/2021	545.69	Pre-sampling Measurement
OU4	High Explosives Process Area Operable Unit W-815-2111	4/15/2021	541.95	
OU4	High Explosives Process Area Operable Unit W-815-2111	6/21/2021	541.84	Pre-sampling Measurement
OU4	High Explosives Process Area Operable Unit W-815-2111	8/5/2021	537.20	
OU4	High Explosives Process Area Operable Unit W-815-2111	8/12/2021	535.28	
OU4	High Explosives Process Area Operable Unit W-815-2111	9/23/2021	534.04	Pre-sampling Measurement
OU4	High Explosives Process Area Operable Unit W-815-2111	10/28/2021	535.49	
OU4	High Explosives Process Area Operable Unit W-815-2111	12/8/2021	542.69	Pre-sampling Measurement
OU4	High Explosives Process Area Operable Unit W-815-2217	1/26/2021	549.50	
OU4	High Explosives Process Area Operable Unit W-815-2217	3/10/2021	547.45	Pre-sampling Measurement
OU4	High Explosives Process Area Operable Unit W-815-2217	4/15/2021	548.30	
OU4	High Explosives Process Area Operable Unit W-815-2217	8/4/2021	546.99	
OU4	High Explosives Process Area Operable Unit W-815-2217	10/20/2021	547.47	
OU4	High Explosives Process Area Operable Unit W-815-2608	1/26/2021	NM	No well access for sampling or measurement
OU4	High Explosives Process Area Operable Unit W-815-2608	4/15/2021	521.09	
OU4	High Explosives Process Area Operable Unit W-815-2608	5/19/2021	531.41	
OU4	High Explosives Process Area Operable Unit W-815-2608	8/5/2021	510.49	
OU4	High Explosives Process Area Operable Unit W-815-2608	8/12/2021	510.45	
OU4	High Explosives Process Area Operable Unit W-815-2608	10/20/2021	540.68	ARTESIAN
OU4	High Explosives Process Area Operable Unit W-815-2621	2/3/2021	531.57	
OU4	High Explosives Process Area Operable Unit W-815-2621	4/15/2021	531.59	
OU4	High Explosives Process Area Operable Unit W-815-2621	8/9/2021	532.98	

Appendix D Groundwater Elevations Measured During 2021

OU4	High Explosives Process Area Operable Unit W-815-2621	9/1/2021	533.47	Pre-sampling Measurement
OU4	High Explosives Process Area Operable Unit W-815-2621	10/20/2021	NM	No well access for sampling or measurement
OU4	High Explosives Process Area Operable Unit W-815-2803	4/14/2021	626.22	
OU4	High Explosives Process Area Operable Unit W-815-2803	8/4/2021	626.65	
OU4	High Explosives Process Area Operable Unit W-815-2803	10/19/2021	625.32	
OU4	High Explosives Process Area Operable Unit W-815-3024	2/3/2021	680.72	
OU4	High Explosives Process Area Operable Unit W-815-3024	3/8/2021	< 680.66	DRY
OU4	High Explosives Process Area Operable Unit W-815-3024	4/14/2021	680.72	
OU4	High Explosives Process Area Operable Unit W-815-3024	8/4/2021	680.68	
OU4	High Explosives Process Area Operable Unit W-815-3024	10/19/2021	680.65	
OU4	High Explosives Process Area Operable Unit W-815-3502	4/14/2021	< 618.15	DRY
OU4	High Explosives Process Area Operable Unit W-815-3502	8/4/2021	< 618.15	DRY
OU4	High Explosives Process Area Operable Unit W-815-3502	10/19/2021	< 618.15	DRY
OU4	High Explosives Process Area Operable Unit W-817-01	2/3/2021	633.36	
OU4	High Explosives Process Area Operable Unit W-817-01	4/14/2021	634.28	
OU4	High Explosives Process Area Operable Unit W-817-01	8/4/2021	630.19	
OU4	High Explosives Process Area Operable Unit W-817-01	10/19/2021	631.08	
OU4	High Explosives Process Area Operable Unit W-817-02	2/3/2021	NM	No access to well location
OU4	High Explosives Process Area Operable Unit W-817-02	4/14/2021	NM	No well access for sampling or measurement
OU4	High Explosives Process Area Operable Unit W-817-02	8/11/2021	NM	No well access for sampling or measurement
OU4	High Explosives Process Area Operable Unit W-817-02	8/11/2021	NM	No access to well location
OU4	High Explosives Process Area Operable Unit W-817-02	10/26/2021	NM	No access to well location
OU4	High Explosives Process Area Operable Unit W-817-03	2/3/2021	567.12	
OU4	High Explosives Process Area Operable Unit W-817-03	4/14/2021	568.98	
OU4	High Explosives Process Area Operable Unit W-817-03	8/4/2021	567.78	
OU4	High Explosives Process Area Operable Unit W-817-03	10/19/2021	565.36	
OU4	High Explosives Process Area Operable Unit W-817-03A	2/3/2021	668.20	
OU4	High Explosives Process Area Operable Unit W-817-03A	3/8/2021	668.20	Pre-sampling Measurement
OU4	High Explosives Process Area Operable Unit W-817-03A	4/14/2021	669.18	
OU4	High Explosives Process Area Operable Unit W-817-03A	8/4/2021	665.20	
OU4	High Explosives Process Area Operable Unit W-817-03A	10/19/2021	< 665.20	DRY
OU4	High Explosives Process Area Operable Unit W-817-04	2/3/2021	605.63	
OU4	High Explosives Process Area Operable Unit W-817-04	3/8/2021	605.48	Pre-sampling Measurement
OU4	High Explosives Process Area Operable Unit W-817-04	4/14/2021	605.56	
OU4	High Explosives Process Area Operable Unit W-817-04	8/4/2021	605.44	
OU4	High Explosives Process Area Operable Unit W-817-04	9/23/2021	605.34	Pre-sampling Measurement
OU4	High Explosives Process Area Operable Unit W-817-04	10/19/2021	605.14	
OU4	High Explosives Process Area Operable Unit W-817-05	2/3/2021	634.16	
OU4	High Explosives Process Area Operable Unit W-817-05	4/14/2021	634.22	
OU4	High Explosives Process Area Operable Unit W-817-05	8/4/2021	634.73	
OU4	High Explosives Process Area Operable Unit W-817-05	10/19/2021	634.61	
OU4	High Explosives Process Area Operable Unit W-817-06A	2/3/2021	656.10	
OU4	High Explosives Process Area Operable Unit W-817-06A	4/14/2021	655.79	
OU4	High Explosives Process Area Operable Unit W-817-06A	8/4/2021	656.03	
OU4	High Explosives Process Area Operable Unit W-817-06A	10/19/2021	655.90	
OU4	High Explosives Process Area Operable Unit W-817-07	2/3/2021	569.33	
OU4	High Explosives Process Area Operable Unit W-817-07	3/8/2021	< 569.35	DRY
OU4	High Explosives Process Area Operable Unit W-817-07	4/14/2021	569.38	
OU4	High Explosives Process Area Operable Unit W-817-07	8/4/2021	569.38	
OU4	High Explosives Process Area Operable Unit W-817-07	10/19/2021	569.27	
OU4	High Explosives Process Area Operable Unit W-817-2109	2/3/2021	NM	No access to well location
OU4	High Explosives Process Area Operable Unit W-817-2109	4/14/2021	NM	No well access for sampling or measurement
OU4	High Explosives Process Area Operable Unit W-817-2109	8/11/2021	NM	No well access for sampling or measurement
OU4	High Explosives Process Area Operable Unit W-817-2109	8/11/2021	NM	No access to well location
OU4	High Explosives Process Area Operable Unit W-817-2109	10/26/2021	NM	No access to well location
OU4	High Explosives Process Area Operable Unit W-817-2318	2/3/2021	668.39	
OU4	High Explosives Process Area Operable Unit W-817-2318	4/14/2021	669.40	
OU4	High Explosives Process Area Operable Unit W-817-2318	8/4/2021	664.83	
OU4	High Explosives Process Area Operable Unit W-817-2318	10/19/2021	< 664.83	DRY
OU4	High Explosives Process Area Operable Unit W-817-2609	2/3/2021	566.01	
OU4	High Explosives Process Area Operable Unit W-817-2609	3/8/2021	566.20	Pre-sampling Measurement
OU4	High Explosives Process Area Operable Unit W-817-2609	4/14/2021	567.51	
OU4	High Explosives Process Area Operable Unit W-817-2609	8/4/2021	566.58	
OU4	High Explosives Process Area Operable Unit W-817-2609	10/19/2021	565.60	
OU4	High Explosives Process Area Operable Unit W-817-3023	2/3/2021	641.62	
OU4	High Explosives Process Area Operable Unit W-817-3023	3/10/2021	641.61	Pre-sampling Measurement
OU4	High Explosives Process Area Operable Unit W-817-3023	4/14/2021	641.90	
OU4	High Explosives Process Area Operable Unit W-817-3023	8/4/2021	641.61	
OU4	High Explosives Process Area Operable Unit W-817-3023	9/23/2021	641.54	Pre-sampling Measurement
OU4	High Explosives Process Area Operable Unit W-817-3023	10/19/2021	641.54	
OU4	High Explosives Process Area Operable Unit W-817-3025	2/3/2021	569.85	
OU4	High Explosives Process Area Operable Unit W-817-3025	3/8/2021	569.80	Pre-sampling Measurement
OU4	High Explosives Process Area Operable Unit W-817-3025	4/14/2021	570.61	
OU4	High Explosives Process Area Operable Unit W-817-3025	8/4/2021	568.96	
OU4	High Explosives Process Area Operable Unit W-817-3025	9/23/2021	568.39	Pre-sampling Measurement
OU4	High Explosives Process Area Operable Unit W-817-3025	10/19/2021	567.72	
OU4	High Explosives Process Area Operable Unit W-817-3026	2/3/2021	568.03	
OU4	High Explosives Process Area Operable Unit W-817-3026	3/8/2021	567.83	Pre-sampling Measurement
OU4	High Explosives Process Area Operable Unit W-817-3026	4/14/2021	569.19	
OU4	High Explosives Process Area Operable Unit W-817-3026	8/4/2021	567.98	
OU4	High Explosives Process Area Operable Unit W-817-3026	9/23/2021	567.54	Pre-sampling Measurement
OU4	High Explosives Process Area Operable Unit W-817-3026	10/19/2021	566.40	
OU4	High Explosives Process Area Operable Unit W-818-01	1/21/2021	584.43	
OU4	High Explosives Process Area Operable Unit W-818-01	4/13/2021	584.40	
OU4	High Explosives Process Area Operable Unit W-818-01	8/3/2021	584.09	
OU4	High Explosives Process Area Operable Unit W-818-01	9/15/2021	584.21	Pre-sampling Measurement
OU4	High Explosives Process Area Operable Unit W-818-01	10/18/2021	584.03	
OU4	High Explosives Process Area Operable Unit W-818-03	1/21/2021	541.85	
OU4	High Explosives Process Area Operable Unit W-818-03	4/13/2021	542.89	
OU4	High Explosives Process Area Operable Unit W-818-03	8/3/2021	541.13	
OU4	High Explosives Process Area Operable Unit W-818-03	9/16/2021	541.37	Pre-sampling Measurement
OU4	High Explosives Process Area Operable Unit W-818-03	10/18/2021	541.03	

Appendix D Groundwater Elevations Measured During 2021

OU4	High Explosives Process Area Operable Unit	W-818-04	1/21/2021 548.62	
OU4	High Explosives Process Area Operable Unit	W-818-04	4/13/2021 547.84	
OU4	High Explosives Process Area Operable Unit	W-818-04	8/3/2021 547.01	
OU4	High Explosives Process Area Operable Unit	W-818-04	10/18/2021 546.76	
OU4	High Explosives Process Area Operable Unit	W-818-06	1/21/2021 544.39	
OU4	High Explosives Process Area Operable Unit	W-818-06	4/13/2021 543.11	
OU4	High Explosives Process Area Operable Unit	W-818-06	8/3/2021 541.24	
OU4	High Explosives Process Area Operable Unit	W-818-06	10/18/2021 542.32	
OU4	High Explosives Process Area Operable Unit	W-818-07	1/21/2021 544.91	
OU4	High Explosives Process Area Operable Unit	W-818-07	4/13/2021 543.59	
OU4	High Explosives Process Area Operable Unit	W-818-07	8/3/2021 541.87	
OU4	High Explosives Process Area Operable Unit	W-818-07	9/27/2021 541.50	Pre-sampling Measurement
OU4	High Explosives Process Area Operable Unit	W-818-07	10/18/2021 542.91	
OU4	High Explosives Process Area Operable Unit	W-818-08	1/21/2021 532.63	
OU4	High Explosives Process Area Operable Unit	W-818-08	4/13/2021 532.60	
OU4	High Explosives Process Area Operable Unit	W-818-08	8/3/2021 556.10	
OU4	High Explosives Process Area Operable Unit	W-818-08	10/18/2021 555.17	
OU4	High Explosives Process Area Operable Unit	W-818-09	1/21/2021 522.61	
OU4	High Explosives Process Area Operable Unit	W-818-09	4/13/2021 522.71	
OU4	High Explosives Process Area Operable Unit	W-818-09	8/3/2021 522.61	
OU4	High Explosives Process Area Operable Unit	W-818-09	10/18/2021 522.72	
OU4	High Explosives Process Area Operable Unit	W-818-11	1/21/2021 598.43	
OU4	High Explosives Process Area Operable Unit	W-818-11	3/9/2021 598.17	Pre-sampling Measurement
OU4	High Explosives Process Area Operable Unit	W-818-11	4/13/2021 598.56	
OU4	High Explosives Process Area Operable Unit	W-818-11	8/3/2021 598.03	
OU4	High Explosives Process Area Operable Unit	W-818-11	9/8/2021 598.07	Pre-sampling Measurement
OU4	High Explosives Process Area Operable Unit	W-818-11	10/18/2021 597.97	
OU4	High Explosives Process Area Operable Unit	W-819-02	1/21/2021 590.10	
OU4	High Explosives Process Area Operable Unit	W-819-02	4/13/2021 590.93	
OU4	High Explosives Process Area Operable Unit	W-819-02	8/3/2021 589.20	
OU4	High Explosives Process Area Operable Unit	W-819-02	10/18/2021 589.47	
OU4	High Explosives Process Area Operable Unit	W-823-01	1/26/2021 568.99	
OU4	High Explosives Process Area Operable Unit	W-823-01	4/15/2021 569.81	
OU4	High Explosives Process Area Operable Unit	W-823-01	8/5/2021 566.81	
OU4	High Explosives Process Area Operable Unit	W-823-01	9/20/2021 < 566.28	DRY
OU4	High Explosives Process Area Operable Unit	W-823-01	10/19/2021 565.95	
OU4	High Explosives Process Area Operable Unit	W-823-02	1/26/2021 568.94	
OU4	High Explosives Process Area Operable Unit	W-823-02	3/25/2021 568.88	Pre-sampling Measurement
OU4	High Explosives Process Area Operable Unit	W-823-02	4/15/2021 569.68	
OU4	High Explosives Process Area Operable Unit	W-823-02	8/5/2021 566.73	
OU4	High Explosives Process Area Operable Unit	W-823-02	10/19/2021 566.20	
OU4	High Explosives Process Area Operable Unit	W-823-03	1/26/2021 569.05	
OU4	High Explosives Process Area Operable Unit	W-823-03	4/15/2021 569.85	
OU4	High Explosives Process Area Operable Unit	W-823-03	8/5/2021 568.01	
OU4	High Explosives Process Area Operable Unit	W-823-03	10/19/2021 567.15	
OU4	High Explosives Process Area Operable Unit	W-823-13	1/26/2021 570.50	
OU4	High Explosives Process Area Operable Unit	W-823-13	4/15/2021 571.17	
OU4	High Explosives Process Area Operable Unit	W-823-13	8/5/2021 569.22	
OU4	High Explosives Process Area Operable Unit	W-823-13	9/20/2021 569.34	Pre-sampling Measurement
OU4	High Explosives Process Area Operable Unit	W-823-13	10/19/2021 568.68	
OU4	High Explosives Process Area Operable Unit	W-827-01	1/12/2021 < 861.72	DRY
OU4	High Explosives Process Area Operable Unit	W-827-01	4/13/2021 < 861.72	DRY
OU4	High Explosives Process Area Operable Unit	W-827-01	7/21/2021 < 861.72	DRY
OU4	High Explosives Process Area Operable Unit	W-827-01	10/14/2021 < 861.72	DRY
OU4	High Explosives Process Area Operable Unit	W-827-02	1/12/2021 854.55	
OU4	High Explosives Process Area Operable Unit	W-827-02	4/13/2021 854.04	
OU4	High Explosives Process Area Operable Unit	W-827-02	7/21/2021 854.54	
OU4	High Explosives Process Area Operable Unit	W-827-02	10/14/2021 853.80	
OU4	High Explosives Process Area Operable Unit	W-827-03	1/12/2021 727.22	
OU4	High Explosives Process Area Operable Unit	W-827-03	4/13/2021 727.78	
OU4	High Explosives Process Area Operable Unit	W-827-03	7/21/2021 727.07	
OU4	High Explosives Process Area Operable Unit	W-827-03	10/14/2021 731.81	
OU4	High Explosives Process Area Operable Unit	W-827-04	1/12/2021 724.52	
OU4	High Explosives Process Area Operable Unit	W-827-04	4/13/2021 < 724.52	DRY
OU4	High Explosives Process Area Operable Unit	W-827-04	7/21/2021 < 724.52	DRY
OU4	High Explosives Process Area Operable Unit	W-827-04	10/14/2021 < 724.52	DRY
OU4	High Explosives Process Area Operable Unit	W-827-05	1/12/2021 653.54	
OU4	High Explosives Process Area Operable Unit	W-827-05	4/13/2021 653.14	
OU4	High Explosives Process Area Operable Unit	W-827-05	7/21/2021 654.04	
OU4	High Explosives Process Area Operable Unit	W-827-05	10/14/2021 653.95	
OU4	High Explosives Process Area Operable Unit	W-829-06	1/12/2021 973.21	
OU4	High Explosives Process Area Operable Unit	W-829-06	4/13/2021 972.37	
OU4	High Explosives Process Area Operable Unit	W-829-06	7/21/2021 972.03	
OU4	High Explosives Process Area Operable Unit	W-829-06	10/14/2021 971.89	
OU4	High Explosives Process Area Operable Unit	W-829-08	1/12/2021 973.68	
OU4	High Explosives Process Area Operable Unit	W-829-08	4/13/2021 973.77	
OU4	High Explosives Process Area Operable Unit	W-829-08	7/21/2021 973.74	
OU4	High Explosives Process Area Operable Unit	W-829-08	10/14/2021 973.80	
OU4	High Explosives Process Area Operable Unit	W-829-15	1/12/2021 696.37	
OU4	High Explosives Process Area Operable Unit	W-829-15	4/12/2021 696.11	Pre-sampling Measurement
OU4	High Explosives Process Area Operable Unit	W-829-15	4/13/2021 696.05	
OU4	High Explosives Process Area Operable Unit	W-829-15	4/21/2021 696.09	Pre-sampling Measurement
OU4	High Explosives Process Area Operable Unit	W-829-15	7/21/2021 696.16	
OU4	High Explosives Process Area Operable Unit	W-829-15	7/29/2021 695.80	Pre-sampling Measurement
OU4	High Explosives Process Area Operable Unit	W-829-15	8/5/2021 695.82	Pre-sampling Measurement
OU4	High Explosives Process Area Operable Unit	W-829-15	10/6/2021 696.50	Pre-sampling Measurement
OU4	High Explosives Process Area Operable Unit	W-829-15	10/14/2021 696.79	
OU4	High Explosives Process Area Operable Unit	W-829-1938	1/12/2021 706.14	
OU4	High Explosives Process Area Operable Unit	W-829-1938	4/13/2021 705.45	
OU4	High Explosives Process Area Operable Unit	W-829-1938	4/14/2021 706.31	Pre-sampling Measurement
OU4	High Explosives Process Area Operable Unit	W-829-1938	7/21/2021 705.70	
OU4	High Explosives Process Area Operable Unit	W-829-1938	7/29/2021 706.13	Pre-sampling Measurement

Appendix D Groundwater Elevations Measured During 2021

OU4	High Explosives Process Area Operable Unit	W-829-1938	8/5/2021	706.13	Pre-sampling Measurement
OU4	High Explosives Process Area Operable Unit	W-829-1938	10/7/2021	706.09	Pre-sampling Measurement
OU4	High Explosives Process Area Operable Unit	W-829-1938	10/14/2021	705.44	
OU4	High Explosives Process Area Operable Unit	W-829-1940	1/12/2021	974.77	
OU4	High Explosives Process Area Operable Unit	W-829-1940	4/13/2021	974.68	
OU4	High Explosives Process Area Operable Unit	W-829-1940	7/21/2021	974.73	
OU4	High Explosives Process Area Operable Unit	W-829-1940	10/14/2021	974.61	
OU4	High Explosives Process Area Operable Unit	W-829-22	1/12/2021	656.77	
OU4	High Explosives Process Area Operable Unit	W-829-22	4/13/2021	656.63	
OU4	High Explosives Process Area Operable Unit	W-829-22	4/13/2021	656.63	Pre-sampling Measurement
OU4	High Explosives Process Area Operable Unit	W-829-22	7/21/2021	657.03	
OU4	High Explosives Process Area Operable Unit	W-829-22	7/29/2021	656.48	Pre-sampling Measurement
OU4	High Explosives Process Area Operable Unit	W-829-22	8/5/2021	656.53	Pre-sampling Measurement
OU4	High Explosives Process Area Operable Unit	W-829-22	10/7/2021	657.21	Pre-sampling Measurement
OU4	High Explosives Process Area Operable Unit	W-829-22	10/14/2021	656.93	
OU4	High Explosives Process Area Operable Unit	WELL20	1/26/2021	NM	No well access for sampling or measurement
OU4	High Explosives Process Area Operable Unit	WELL20	4/15/2021	NM	No well access for sampling or measurement
OU4	High Explosives Process Area Operable Unit	WELL20	8/4/2021	NM	No well access for sampling or measurement
OU4	High Explosives Process Area Operable Unit	WELL20	10/20/2021	NM	No well access for sampling or measurement
OU5	Building 850 area in Operable Unit 5	K1-01C	1/7/2021	971.24	
OU5	Building 850 area in Operable Unit 5	K1-01C	1/19/2021	971.24	Pre-sampling Measurement
OU5	Building 850 area in Operable Unit 5	K1-01C	4/20/2021	971.01	
OU5	Building 850 area in Operable Unit 5	K1-01C	7/14/2021	970.91	
OU5	Building 850 area in Operable Unit 5	K1-01C	8/3/2021	969.86	Pre-sampling Measurement
OU5	Building 850 area in Operable Unit 5	K1-01C	10/13/2021	970.04	
OU5	Building 850 area in Operable Unit 5	K1-01C	12/1/2021	969.84	Pre-sampling Measurement
OU5	Building 850 area in Operable Unit 5	K1-02B	1/7/2021	968.65	
OU5	Building 850 area in Operable Unit 5	K1-02B	1/7/2021	968.62	Pre-sampling Measurement
OU5	Building 850 area in Operable Unit 5	K1-02B	4/19/2021	1097.21	Pre-sampling Measurement
OU5	Building 850 area in Operable Unit 5	K1-02B	4/20/2021	968.33	
OU5	Building 850 area in Operable Unit 5	K1-02B	7/14/2021	967.90	
OU5	Building 850 area in Operable Unit 5	K1-02B	8/3/2021	968.18	Pre-sampling Measurement
OU5	Building 850 area in Operable Unit 5	K1-02B	10/13/2021	967.62	
OU5	Building 850 area in Operable Unit 5	K1-02B	11/18/2021	967.66	Pre-sampling Measurement
OU5	Building 850 area in Operable Unit 5	K1-04	1/7/2021	963.01	
OU5	Building 850 area in Operable Unit 5	K1-04	4/20/2021	962.80	
OU5	Building 850 area in Operable Unit 5	K1-04	7/14/2021	962.56	
OU5	Building 850 area in Operable Unit 5	K1-04	8/11/2021	962.27	Pre-sampling Measurement
OU5	Building 850 area in Operable Unit 5	K1-04	10/13/2021	962.23	
OU5	Building 850 area in Operable Unit 5	K1-04	12/8/2021	962.08	Pre-sampling Measurement
OU5	Building 850 area in Operable Unit 5	K1-05	1/7/2021	956.76	
OU5	Building 850 area in Operable Unit 5	K1-05	2/11/2021	956.84	Pre-sampling Measurement
OU5	Building 850 area in Operable Unit 5	K1-05	4/20/2021	956.20	
OU5	Building 850 area in Operable Unit 5	K1-05	7/14/2021	956.35	
OU5	Building 850 area in Operable Unit 5	K1-05	8/4/2021	955.78	Pre-sampling Measurement
OU5	Building 850 area in Operable Unit 5	K1-05	10/13/2021	956.13	
OU5	Building 850 area in Operable Unit 5	K1-05	12/8/2021	955.98	Pre-sampling Measurement
OU5	Building 850 area in Operable Unit 5	K1-06	1/7/2021	< 972.33	DRY
OU5	Building 850 area in Operable Unit 5	K1-06	4/14/2021	< 972.33	DRY
OU5	Building 850 area in Operable Unit 5	K1-06	7/14/2021	< 972.33	DRY
OU5	Building 850 area in Operable Unit 5	K1-06	10/13/2021	< 972.33	DRY
OU5	Building 850 area in Operable Unit 5	K1-07	1/7/2021	965.17	
OU5	Building 850 area in Operable Unit 5	K1-07	1/12/2021	965.49	Pre-sampling Measurement
OU5	Building 850 area in Operable Unit 5	K1-07	4/20/2021	965.25	
OU5	Building 850 area in Operable Unit 5	K1-07	7/14/2021	964.96	
OU5	Building 850 area in Operable Unit 5	K1-07	10/13/2021	964.75	
OU5	Building 850 area in Operable Unit 5	K1-07	12/13/2021	< 964.72	DRY
OU5	Building 850 area in Operable Unit 5	K1-08	1/7/2021	964.30	
OU5	Building 850 area in Operable Unit 5	K1-08	4/20/2021	964.04	Pre-sampling Measurement
OU5	Building 850 area in Operable Unit 5	K1-08	4/20/2021	964.05	
OU5	Building 850 area in Operable Unit 5	K1-08	7/14/2021	963.52	
OU5	Building 850 area in Operable Unit 5	K1-08	8/12/2021	963.62	Pre-sampling Measurement
OU5	Building 850 area in Operable Unit 5	K1-08	10/13/2021	963.14	
OU5	Building 850 area in Operable Unit 5	K1-09	1/7/2021	962.02	
OU5	Building 850 area in Operable Unit 5	K1-09	1/13/2021	962.40	Pre-sampling Measurement
OU5	Building 850 area in Operable Unit 5	K1-09	4/20/2021	961.73	
OU5	Building 850 area in Operable Unit 5	K1-09	4/28/2021	962.28	Pre-sampling Measurement
OU5	Building 850 area in Operable Unit 5	K1-09	7/14/2021	961.20	
OU5	Building 850 area in Operable Unit 5	K1-09	8/11/2021	961.81	Pre-sampling Measurement
OU5	Building 850 area in Operable Unit 5	K1-09	10/13/2021	961.02	
OU5	Building 850 area in Operable Unit 5	K2-03	1/6/2021	1012.06	
OU5	Building 850 area in Operable Unit 5	K2-03	1/6/2021	1012.46	Pre-sampling Measurement
OU5	Building 850 area in Operable Unit 5	K2-03	4/20/2021	1011.79	
OU5	Building 850 area in Operable Unit 5	K2-03	5/4/2021	1012.27	Pre-sampling Measurement
OU5	Building 850 area in Operable Unit 5	K2-03	7/12/2021	1011.44	
OU5	Building 850 area in Operable Unit 5	K2-03	10/13/2021	1011.24	
OU5	Building 850 area in Operable Unit 5	K2-03	11/30/2021	1010.86	Pre-sampling Measurement
OU5	Building 850 area in Operable Unit 5	K2-04S	1/6/2021	1062.40	
OU5	Building 850 area in Operable Unit 5	K2-04S	4/8/2021	1062.40	
OU5	Building 850 area in Operable Unit 5	K2-04S	4/15/2021	1062.12	Pre-sampling Measurement
OU5	Building 850 area in Operable Unit 5	K2-04S	7/12/2021	1061.51	
OU5	Building 850 area in Operable Unit 5	K2-04S	10/12/2021	1060.68	Pre-sampling Measurement
OU5	Building 850 area in Operable Unit 5	K2-04S	10/12/2021	1060.50	
OU5	Building 850 area in Operable Unit 5	K2-04S	11/10/2021	1060.25	Pre-sampling Measurement
OU5	Building 850 area in Operable Unit 5	NC2-05	1/7/2021	< 979.21	DRY
OU5	Building 850 area in Operable Unit 5	NC2-05	4/8/2021	< 979.21	DRY
OU5	Building 850 area in Operable Unit 5	NC2-05	7/13/2021	< 979.21	DRY
OU5	Building 850 area in Operable Unit 5	NC2-05	10/13/2021	< 979.21	DRY
OU5	Building 850 area in Operable Unit 5	NC2-05A	1/7/2021	977.63	
OU5	Building 850 area in Operable Unit 5	NC2-05A	4/8/2021	977.16	
OU5	Building 850 area in Operable Unit 5	NC2-05A	5/11/2021	977.13	Pre-sampling Measurement
OU5	Building 850 area in Operable Unit 5	NC2-05A	7/13/2021	976.82	

Appendix D Groundwater Elevations Measured During 2021

OU5	Building 850 area in Operable Unit 5	NC2-05A	10/13/2021	976.63	
OU5	Building 850 area in Operable Unit 5	NC2-05A	10/26/2021	976.14	Pre-sampling Measurement
OU5	Building 850 area in Operable Unit 5	NC2-06	1/6/2021	978.39	
OU5	Building 850 area in Operable Unit 5	NC2-06	4/8/2021	977.86	
OU5	Building 850 area in Operable Unit 5	NC2-06	5/11/2021	977.83	Pre-sampling Measurement
OU5	Building 850 area in Operable Unit 5	NC2-06	7/13/2021	977.54	
OU5	Building 850 area in Operable Unit 5	NC2-06	10/13/2021	977.14	
OU5	Building 850 area in Operable Unit 5	NC2-06	11/11/2021	977.04	Pre-sampling Measurement
OU5	Building 850 area in Operable Unit 5	NC2-06A	1/6/2021	978.23	
OU5	Building 850 area in Operable Unit 5	NC2-06A	4/8/2021	< 978.23	DRY
OU5	Building 850 area in Operable Unit 5	NC2-06A	7/13/2021	976.41	
OU5	Building 850 area in Operable Unit 5	NC2-06A	10/13/2021	977.03	
OU5	Building 850 area in Operable Unit 5	NC2-06A	11/11/2021	976.93	Pre-sampling Measurement
OU5	Building 850 area in Operable Unit 5	NC2-09	1/6/2021	978.13	
OU5	Building 850 area in Operable Unit 5	NC2-09	4/8/2021	977.59	
OU5	Building 850 area in Operable Unit 5	NC2-09	5/13/2021	977.54	Pre-sampling Measurement
OU5	Building 850 area in Operable Unit 5	NC2-09	7/13/2021	977.21	
OU5	Building 850 area in Operable Unit 5	NC2-09	10/13/2021	976.87	
OU5	Building 850 area in Operable Unit 5	NC2-09	11/11/2021	976.46	Pre-sampling Measurement
OU5	Building 850 area in Operable Unit 5	NC2-10	1/7/2021	972.00	
OU5	Building 850 area in Operable Unit 5	NC2-10	4/8/2021	971.63	
OU5	Building 850 area in Operable Unit 5	NC2-10	5/13/2021	971.58	Pre-sampling Measurement
OU5	Building 850 area in Operable Unit 5	NC2-10	7/20/2021	971.45	
OU5	Building 850 area in Operable Unit 5	NC2-10	10/14/2021	971.20	
OU5	Building 850 area in Operable Unit 5	NC2-10	12/9/2021	970.99	Pre-sampling Measurement
OU5	Building 850 area in Operable Unit 5	NC2-11D	1/7/2021	971.94	
OU5	Building 850 area in Operable Unit 5	NC2-11D	4/7/2021	971.78	Pre-sampling Measurement
OU5	Building 850 area in Operable Unit 5	NC2-11D	4/8/2021	971.68	
OU5	Building 850 area in Operable Unit 5	NC2-11D	7/13/2021	971.54	
OU5	Building 850 area in Operable Unit 5	NC2-11D	10/13/2021	971.45	
OU5	Building 850 area in Operable Unit 5	NC2-11D	10/13/2021	971.45	Pre-sampling Measurement
OU5	Building 850 area in Operable Unit 5	NC2-11I	1/7/2021	971.60	
OU5	Building 850 area in Operable Unit 5	NC2-11I	4/8/2021	971.32	
OU5	Building 850 area in Operable Unit 5	NC2-11I	5/13/2021	971.34	Pre-sampling Measurement
OU5	Building 850 area in Operable Unit 5	NC2-11I	7/13/2021	971.17	
OU5	Building 850 area in Operable Unit 5	NC2-11I	10/13/2021	970.98	
OU5	Building 850 area in Operable Unit 5	NC2-11I	11/17/2021	970.70	Pre-sampling Measurement
OU5	Building 850 area in Operable Unit 5	NC2-11I	11/18/2021	970.60	Pre-sampling Measurement
OU5	Building 850 area in Operable Unit 5	NC2-11S	1/7/2021	971.84	
OU5	Building 850 area in Operable Unit 5	NC2-11S	4/8/2021	971.64	
OU5	Building 850 area in Operable Unit 5	NC2-11S	5/13/2021	971.50	Pre-sampling Measurement
OU5	Building 850 area in Operable Unit 5	NC2-11S	7/13/2021	971.50	
OU5	Building 850 area in Operable Unit 5	NC2-11S	10/13/2021	971.08	
OU5	Building 850 area in Operable Unit 5	NC2-12D	1/7/2021	972.43	
OU5	Building 850 area in Operable Unit 5	NC2-12D	4/14/2021	972.25	
OU5	Building 850 area in Operable Unit 5	NC2-12D	5/6/2021	971.98	Pre-sampling Measurement
OU5	Building 850 area in Operable Unit 5	NC2-12D	7/14/2021	972.08	
OU5	Building 850 area in Operable Unit 5	NC2-12D	10/13/2021	971.90	
OU5	Building 850 area in Operable Unit 5	NC2-12D	11/17/2021	971.70	Pre-sampling Measurement
OU5	Building 850 area in Operable Unit 5	NC2-12D	11/18/2021	971.75	Pre-sampling Measurement
OU5	Building 850 area in Operable Unit 5	NC2-12I	1/7/2021	972.46	
OU5	Building 850 area in Operable Unit 5	NC2-12I	4/14/2021	972.28	
OU5	Building 850 area in Operable Unit 5	NC2-12I	5/13/2021	972.14	Pre-sampling Measurement
OU5	Building 850 area in Operable Unit 5	NC2-12I	7/14/2021	972.01	
OU5	Building 850 area in Operable Unit 5	NC2-12I	10/13/2021	971.85	
OU5	Building 850 area in Operable Unit 5	NC2-12I	11/17/2021	971.70	Pre-sampling Measurement
OU5	Building 850 area in Operable Unit 5	NC2-12I	11/18/2021	971.50	Pre-sampling Measurement
OU5	Building 850 area in Operable Unit 5	NC2-12S	1/7/2021	973.01	
OU5	Building 850 area in Operable Unit 5	NC2-12S	4/14/2021	972.77	
OU5	Building 850 area in Operable Unit 5	NC2-12S	5/13/2021	972.64	Pre-sampling Measurement
OU5	Building 850 area in Operable Unit 5	NC2-12S	7/14/2021	972.68	
OU5	Building 850 area in Operable Unit 5	NC2-12S	10/13/2021	972.28	
OU5	Building 850 area in Operable Unit 5	NC2-12S	11/17/2021	972.00	Pre-sampling Measurement
OU5	Building 850 area in Operable Unit 5	NC2-12S	11/18/2021	972.13	Pre-sampling Measurement
OU5	Building 850 area in Operable Unit 5	NC2-13	1/7/2021	972.53	
OU5	Building 850 area in Operable Unit 5	NC2-13	4/8/2021	972.28	
OU5	Building 850 area in Operable Unit 5	NC2-13	5/13/2021	972.25	Pre-sampling Measurement
OU5	Building 850 area in Operable Unit 5	NC2-13	7/20/2021	972.10	
OU5	Building 850 area in Operable Unit 5	NC2-13	10/13/2021	971.90	
OU5	Building 850 area in Operable Unit 5	NC2-13	11/17/2021	971.80	Pre-sampling Measurement
OU5	Building 850 area in Operable Unit 5	NC2-13	11/18/2021	971.29	Pre-sampling Measurement
OU5	Building 850 area in Operable Unit 5	NC2-14S	1/6/2021	1056.04	
OU5	Building 850 area in Operable Unit 5	NC2-14S	3/3/2021	1055.92	Pre-sampling Measurement
OU5	Building 850 area in Operable Unit 5	NC2-14S	4/20/2021	1055.86	
OU5	Building 850 area in Operable Unit 5	NC2-14S	5/13/2021	1055.80	Pre-sampling Measurement
OU5	Building 850 area in Operable Unit 5	NC2-14S	7/12/2021	1055.47	
OU5	Building 850 area in Operable Unit 5	NC2-14S	10/12/2021	1054.71	Pre-sampling Measurement
OU5	Building 850 area in Operable Unit 5	NC2-14S	10/18/2021	1054.89	
OU5	Building 850 area in Operable Unit 5	NC2-15	1/6/2021	988.49	
OU5	Building 850 area in Operable Unit 5	NC2-15	4/8/2021	987.97	
OU5	Building 850 area in Operable Unit 5	NC2-15	5/13/2021	987.96	Pre-sampling Measurement
OU5	Building 850 area in Operable Unit 5	NC2-15	7/13/2021	987.61	
OU5	Building 850 area in Operable Unit 5	NC2-15	10/13/2021	987.11	
OU5	Building 850 area in Operable Unit 5	NC2-15	11/30/2021	986.84	Pre-sampling Measurement
OU5	Building 850 area in Operable Unit 5	NC2-16	1/6/2021	1056.16	
OU5	Building 850 area in Operable Unit 5	NC2-16	1/11/2021	1056.53	Pre-sampling Measurement
OU5	Building 850 area in Operable Unit 5	NC2-16	4/20/2021	1055.98	
OU5	Building 850 area in Operable Unit 5	NC2-16	5/5/2021	1056.39	Pre-sampling Measurement
OU5	Building 850 area in Operable Unit 5	NC2-16	7/12/2021	1055.59	
OU5	Building 850 area in Operable Unit 5	NC2-16	10/18/2021	1055.06	
OU5	Building 850 area in Operable Unit 5	NC2-16	10/21/2021	1055.06	Pre-sampling Measurement
OU5	Building 850 area in Operable Unit 5	NC2-17	1/6/2021	978.76	

Appendix D Groundwater Elevations Measured During 2021

OU5	Building 850 area in Operable Unit 5	NC2-17	4/8/2021	978.19	
OU5	Building 850 area in Operable Unit 5	NC2-17	5/13/2021	978.09	Pre-sampling Measurement
OU5	Building 850 area in Operable Unit 5	NC2-17	7/13/2021	977.86	
OU5	Building 850 area in Operable Unit 5	NC2-17	10/13/2021	977.49	
OU5	Building 850 area in Operable Unit 5	NC2-17	11/11/2021	977.29	Pre-sampling Measurement
OU5	Building 850 area in Operable Unit 5	NC2-18	1/6/2021	1054.63	
OU5	Building 850 area in Operable Unit 5	NC2-18	4/7/2021	1054.39	
OU5	Building 850 area in Operable Unit 5	NC2-18	5/13/2021	1054.36	Pre-sampling Measurement
OU5	Building 850 area in Operable Unit 5	NC2-18	7/12/2021	1053.84	
OU5	Building 850 area in Operable Unit 5	NC2-18	10/12/2021	1053.24	
OU5	Building 850 area in Operable Unit 5	NC2-18	10/20/2021	1053.26	Pre-sampling Measurement
OU5	Building 850 area in Operable Unit 5	NC2-19	1/7/2021	976.76	
OU5	Building 850 area in Operable Unit 5	NC2-19	4/8/2021	976.55	
OU5	Building 850 area in Operable Unit 5	NC2-19	5/17/2021	976.55	Pre-sampling Measurement
OU5	Building 850 area in Operable Unit 5	NC2-19	7/20/2021	976.41	
OU5	Building 850 area in Operable Unit 5	NC2-19	10/13/2021	976.49	
OU5	Building 850 area in Operable Unit 5	NC2-19	12/7/2021	975.05	Pre-sampling Measurement
OU5	Building 850 area in Operable Unit 5	NC2-20	1/7/2021	963.52	
OU5	Building 850 area in Operable Unit 5	NC2-20	4/8/2021	963.39	
OU5	Building 850 area in Operable Unit 5	NC2-20	5/17/2021	< 963.39	DRY
OU5	Building 850 area in Operable Unit 5	NC2-20	7/20/2021	963.30	
OU5	Building 850 area in Operable Unit 5	NC2-20	10/13/2021	963.17	
OU5	Building 850 area in Operable Unit 5	NC2-21	1/7/2021	963.62	
OU5	Building 850 area in Operable Unit 5	NC2-21	4/8/2021	963.41	
OU5	Building 850 area in Operable Unit 5	NC2-21	5/17/2021	963.41	Pre-sampling Measurement
OU5	Building 850 area in Operable Unit 5	NC2-21	7/20/2021	963.29	
OU5	Building 850 area in Operable Unit 5	NC2-21	10/13/2021	963.22	
OU5	Building 850 area in Operable Unit 5	NC7-10	1/6/2021	1214.95	
OU5	Building 850 area in Operable Unit 5	NC7-10	3/3/2021	1215.47	Pre-sampling Measurement
OU5	Building 850 area in Operable Unit 5	NC7-10	4/7/2021	1215.00	
OU5	Building 850 area in Operable Unit 5	NC7-10	4/29/2021	1214.92	Pre-sampling Measurement
OU5	Building 850 area in Operable Unit 5	NC7-10	7/8/2021	1214.74	
OU5	Building 850 area in Operable Unit 5	NC7-10	10/12/2021	1213.85	
OU5	Building 850 area in Operable Unit 5	NC7-10	10/26/2021	1213.64	Pre-sampling Measurement
OU5	Building 850 area in Operable Unit 5	NC7-11	1/6/2021	1223.67	
OU5	Building 850 area in Operable Unit 5	NC7-11	4/7/2021	1223.77	
OU5	Building 850 area in Operable Unit 5	NC7-11	4/29/2021	1223.62	Pre-sampling Measurement
OU5	Building 850 area in Operable Unit 5	NC7-11	7/8/2021	1223.78	
OU5	Building 850 area in Operable Unit 5	NC7-11	10/12/2021	1222.98	
OU5	Building 850 area in Operable Unit 5	NC7-11	10/21/2021	< 1222.97	DRY
OU5	Building 850 area in Operable Unit 5	NC7-14	1/6/2021	< 1228.07	DRY
OU5	Building 850 area in Operable Unit 5	NC7-14	4/7/2021	< 1228.07	DRY
OU5	Building 850 area in Operable Unit 5	NC7-14	7/8/2021	< 1228.07	DRY
OU5	Building 850 area in Operable Unit 5	NC7-14	10/12/2021	< 1228.07	DRY
OU5	Building 850 area in Operable Unit 5	NC7-15	1/5/2021	1247.31	
OU5	Building 850 area in Operable Unit 5	NC7-15	4/7/2021	1247.31	
OU5	Building 850 area in Operable Unit 5	NC7-15	4/28/2021	1247.45	Pre-sampling Measurement
OU5	Building 850 area in Operable Unit 5	NC7-15	5/5/2021	1247.39	Pre-sampling Measurement
OU5	Building 850 area in Operable Unit 5	NC7-15	7/8/2021	1247.30	
OU5	Building 850 area in Operable Unit 5	NC7-15	10/12/2021	1246.97	
OU5	Building 850 area in Operable Unit 5	NC7-19	1/5/2021	1241.71	
OU5	Building 850 area in Operable Unit 5	NC7-19	4/7/2021	1241.80	
OU5	Building 850 area in Operable Unit 5	NC7-19	4/26/2021	1241.75	Pre-sampling Measurement
OU5	Building 850 area in Operable Unit 5	NC7-19	7/8/2021	1241.71	
OU5	Building 850 area in Operable Unit 5	NC7-19	10/12/2021	1241.16	
OU5	Building 850 area in Operable Unit 5	NC7-19	10/21/2021	1241.19	Pre-sampling Measurement
OU5	Building 850 area in Operable Unit 5	NC7-27	1/11/2021	1196.58	
OU5	Building 850 area in Operable Unit 5	NC7-27	4/7/2021	1196.60	
OU5	Building 850 area in Operable Unit 5	NC7-27	4/29/2021	1196.62	Pre-sampling Measurement
OU5	Building 850 area in Operable Unit 5	NC7-27	7/8/2021	1196.58	
OU5	Building 850 area in Operable Unit 5	NC7-27	10/11/2021	1196.40	
OU5	Building 850 area in Operable Unit 5	NC7-27	11/30/2021	1195.99	Pre-sampling Measurement
OU5	Building 850 area in Operable Unit 5	NC7-28	1/6/2021	1258.27	
OU5	Building 850 area in Operable Unit 5	NC7-28	4/7/2021	1258.30	
OU5	Building 850 area in Operable Unit 5	NC7-28	4/27/2021	1258.23	Pre-sampling Measurement
OU5	Building 850 area in Operable Unit 5	NC7-28	7/8/2021	1258.36	
OU5	Building 850 area in Operable Unit 5	NC7-28	10/12/2021	1258.23	
OU5	Building 850 area in Operable Unit 5	NC7-28	10/20/2021	1258.30	Pre-sampling Measurement
OU5	Building 850 area in Operable Unit 5	NC7-29	1/11/2021	1201.30	
OU5	Building 850 area in Operable Unit 5	NC7-29	4/7/2021	1201.17	
OU5	Building 850 area in Operable Unit 5	NC7-29	4/26/2021	1202.08	Pre-sampling Measurement
OU5	Building 850 area in Operable Unit 5	NC7-29	7/12/2021	1201.06	
OU5	Building 850 area in Operable Unit 5	NC7-29	10/12/2021	1200.94	
OU5	Building 850 area in Operable Unit 5	NC7-29	10/18/2021	1200.88	Pre-sampling Measurement
OU5	Building 850 area in Operable Unit 5	NC7-43	1/6/2021	1243.60	
OU5	Building 850 area in Operable Unit 5	NC7-43	4/7/2021	1243.56	
OU5	Building 850 area in Operable Unit 5	NC7-43	4/28/2021	1243.51	Pre-sampling Measurement
OU5	Building 850 area in Operable Unit 5	NC7-43	5/5/2021	1243.56	Pre-sampling Measurement
OU5	Building 850 area in Operable Unit 5	NC7-43	7/8/2021	1243.67	
OU5	Building 850 area in Operable Unit 5	NC7-43	10/12/2021	1242.60	
OU5	Building 850 area in Operable Unit 5	NC7-43	10/18/2021	1242.63	Pre-sampling Measurement
OU5	Building 850 area in Operable Unit 5	NC7-43	12/1/2021	1242.48	Pre-sampling Measurement
OU5	Building 850 area in Operable Unit 5	NC7-44	1/6/2021	1323.22	
OU5	Building 850 area in Operable Unit 5	NC7-44	4/7/2021	1323.25	
OU5	Building 850 area in Operable Unit 5	NC7-44	5/6/2021	1323.25	Pre-sampling Measurement
OU5	Building 850 area in Operable Unit 5	NC7-44	7/8/2021	1323.28	
OU5	Building 850 area in Operable Unit 5	NC7-44	10/12/2021	1323.03	
OU5	Building 850 area in Operable Unit 5	NC7-44	10/14/2021	1322.91	Pre-sampling Measurement
OU5	Building 850 area in Operable Unit 5	NC7-45	1/6/2021	1152.71	
OU5	Building 850 area in Operable Unit 5	NC7-45	4/7/2021	1152.70	
OU5	Building 850 area in Operable Unit 5	NC7-45	7/8/2021	1152.28	
OU5	Building 850 area in Operable Unit 5	NC7-45	10/12/2021	NM	No access to well location

Appendix D Groundwater Elevations Measured During 2021

OU5	Building 850 area in Operable Unit 5	NC7-46	1/6/2021	1107.16	
OU5	Building 850 area in Operable Unit 5	NC7-46	4/7/2021	1106.96	
OU5	Building 850 area in Operable Unit 5	NC7-46	5/17/2021	1106.93	Pre-sampling Measurement
OU5	Building 850 area in Operable Unit 5	NC7-46	7/12/2021	1106.88	
OU5	Building 850 area in Operable Unit 5	NC7-46	10/12/2021	1106.83	
OU5	Building 850 area in Operable Unit 5	NC7-54	1/6/2021	1193.82	
OU5	Building 850 area in Operable Unit 5	NC7-54	4/7/2021	< 1193.82	DRY
OU5	Building 850 area in Operable Unit 5	NC7-54	7/8/2021	< 1193.82	DRY
OU5	Building 850 area in Operable Unit 5	NC7-54	10/12/2021	< 1193.82	DRY
OU5	Building 850 area in Operable Unit 5	NC7-55	1/6/2021	< 1159.94	DRY
OU5	Building 850 area in Operable Unit 5	NC7-55	4/7/2021	< 1159.94	DRY
OU5	Building 850 area in Operable Unit 5	NC7-55	7/12/2021	< 1159.94	DRY
OU5	Building 850 area in Operable Unit 5	NC7-55	10/12/2021	< 1159.94	DRY
OU5	Building 850 area in Operable Unit 5	NC7-56	1/12/2021	NM	No access to well location
OU5	Building 850 area in Operable Unit 5	NC7-56	4/7/2021	1111.95	
OU5	Building 850 area in Operable Unit 5	NC7-56	5/17/2021	1111.91	Pre-sampling Measurement
OU5	Building 850 area in Operable Unit 5	NC7-56	7/12/2021	1111.66	
OU5	Building 850 area in Operable Unit 5	NC7-56	10/12/2021	1111.65	Pre-sampling Measurement
OU5	Building 850 area in Operable Unit 5	NC7-56	10/12/2021	1111.63	
OU5	Building 850 area in Operable Unit 5	NC7-56	11/10/2021	1111.48	Pre-sampling Measurement
OU5	Building 850 area in Operable Unit 5	NC7-57	1/6/2021	< 1088.56	DRY
OU5	Building 850 area in Operable Unit 5	NC7-57	4/7/2021	< 1088.56	DRY
OU5	Building 850 area in Operable Unit 5	NC7-57	7/12/2021	< 1088.56	DRY
OU5	Building 850 area in Operable Unit 5	NC7-57	10/12/2021	< 1088.56	DRY
OU5	Building 850 area in Operable Unit 5	NC7-58	1/6/2021	1081.98	
OU5	Building 850 area in Operable Unit 5	NC7-58	4/7/2021	1082.15	
OU5	Building 850 area in Operable Unit 5	NC7-58	7/12/2021	< 1082.15	DRY
OU5	Building 850 area in Operable Unit 5	NC7-58	10/12/2021	< 1080.98	DRY
OU5	Building 850 area in Operable Unit 5	NC7-58	10/12/2021	< 1082.15	DRY
OU5	Building 850 area in Operable Unit 5	NC7-60	1/11/2021	1168.44	
OU5	Building 850 area in Operable Unit 5	NC7-60	4/7/2021	1168.40	
OU5	Building 850 area in Operable Unit 5	NC7-60	4/26/2021	1168.52	Pre-sampling Measurement
OU5	Building 850 area in Operable Unit 5	NC7-60	7/8/2021	1168.22	
OU5	Building 850 area in Operable Unit 5	NC7-60	10/11/2021	1168.49	
OU5	Building 850 area in Operable Unit 5	NC7-60	12/7/2021	1168.11	Pre-sampling Measurement
OU5	Building 850 area in Operable Unit 5	NC7-61	1/6/2021	1230.76	
OU5	Building 850 area in Operable Unit 5	NC7-61	1/7/2021	1230.78	Pre-sampling Measurement
OU5	Building 850 area in Operable Unit 5	NC7-61	4/7/2021	1230.81	
OU5	Building 850 area in Operable Unit 5	NC7-61	4/7/2021	< 1230.69	DRY
OU5	Building 850 area in Operable Unit 5	NC7-61	5/6/2021	1230.82	Pre-sampling Measurement
OU5	Building 850 area in Operable Unit 5	NC7-61	7/7/2021	1230.74	Pre-sampling Measurement
OU5	Building 850 area in Operable Unit 5	NC7-61	7/8/2021	1230.67	
OU5	Building 850 area in Operable Unit 5	NC7-61	10/12/2021	1230.74	
OU5	Building 850 area in Operable Unit 5	NC7-61	10/21/2021	1230.76	Pre-sampling Measurement
OU5	Building 850 area in Operable Unit 5	NC7-62	1/6/2021	1102.54	
OU5	Building 850 area in Operable Unit 5	NC7-62	4/7/2021	1102.51	
OU5	Building 850 area in Operable Unit 5	NC7-62	5/17/2021	1102.32	Pre-sampling Measurement
OU5	Building 850 area in Operable Unit 5	NC7-62	7/12/2021	1102.13	
OU5	Building 850 area in Operable Unit 5	NC7-62	10/12/2021	1102.01	Pre-sampling Measurement
OU5	Building 850 area in Operable Unit 5	NC7-62	10/12/2021	1101.91	
OU5	Building 850 area in Operable Unit 5	NC7-62	11/10/2021	1101.71	Pre-sampling Measurement
OU5	Building 850 area in Operable Unit 5	NC7-69	1/6/2021	1249.11	
OU5	Building 850 area in Operable Unit 5	NC7-69	4/7/2021	1248.81	
OU5	Building 850 area in Operable Unit 5	NC7-69	5/6/2021	< 1249.09	DRY
OU5	Building 850 area in Operable Unit 5	NC7-69	7/8/2021	1249.27	
OU5	Building 850 area in Operable Unit 5	NC7-69	10/12/2021	1248.59	
OU5	Building 850 area in Operable Unit 5	NC7-69	11/30/2021	1249.63	Pre-sampling Measurement
OU5	Building 850 area in Operable Unit 5	NC7-70	1/6/2021	1273.54	
OU5	Building 850 area in Operable Unit 5	NC7-70	4/7/2021	1273.67	
OU5	Building 850 area in Operable Unit 5	NC7-70	4/27/2021	1273.70	Pre-sampling Measurement
OU5	Building 850 area in Operable Unit 5	NC7-70	7/8/2021	1274.02	
OU5	Building 850 area in Operable Unit 5	NC7-70	10/12/2021	1273.73	
OU5	Building 850 area in Operable Unit 5	NC7-70	10/14/2021	1273.60	Pre-sampling Measurement
OU5	Building 850 area in Operable Unit 5	NC7-71	1/6/2021	1246.05	
OU5	Building 850 area in Operable Unit 5	NC7-71	4/7/2021	1246.03	
OU5	Building 850 area in Operable Unit 5	NC7-71	4/27/2021	1245.91	Pre-sampling Measurement
OU5	Building 850 area in Operable Unit 5	NC7-71	7/8/2021	1246.03	
OU5	Building 850 area in Operable Unit 5	NC7-71	10/12/2021	1240.08	
OU5	Building 850 area in Operable Unit 5	NC7-71	10/21/2021	1239.99	Pre-sampling Measurement
OU5	Building 850 area in Operable Unit 5	NC7-72	1/6/2021	1123.41	
OU5	Building 850 area in Operable Unit 5	NC7-72	4/7/2021	1123.36	
OU5	Building 850 area in Operable Unit 5	NC7-72	5/17/2021	1123.20	Pre-sampling Measurement
OU5	Building 850 area in Operable Unit 5	NC7-72	7/12/2021	1123.02	
OU5	Building 850 area in Operable Unit 5	NC7-72	10/12/2021	1123.11	Pre-sampling Measurement
OU5	Building 850 area in Operable Unit 5	NC7-72	10/12/2021	1123.10	
OU5	Building 850 area in Operable Unit 5	NC7-72	11/10/2021	1122.92	Pre-sampling Measurement
OU5	Building 850 area in Operable Unit 5	NC7-73	1/6/2021	1138.09	
OU5	Building 850 area in Operable Unit 5	NC7-73	4/7/2021	1137.98	
OU5	Building 850 area in Operable Unit 5	NC7-73	5/17/2021	1137.84	Pre-sampling Measurement
OU5	Building 850 area in Operable Unit 5	NC7-73	7/12/2021	1137.67	
OU5	Building 850 area in Operable Unit 5	NC7-73	10/12/2021	1138.27	Pre-sampling Measurement
OU5	Building 850 area in Operable Unit 5	NC7-73	10/12/2021	1137.66	
OU5	Building 850 area in Operable Unit 5	NC7-73	11/10/2021	1137.37	Pre-sampling Measurement
OU5	Building 850 area in Operable Unit 5	W-850-05	1/6/2021	1273.29	
OU5	Building 850 area in Operable Unit 5	W-850-05	4/7/2021	1273.41	
OU5	Building 850 area in Operable Unit 5	W-850-05	4/28/2021	1273.31	Pre-sampling Measurement
OU5	Building 850 area in Operable Unit 5	W-850-05	5/5/2021	1273.26	Pre-sampling Measurement
OU5	Building 850 area in Operable Unit 5	W-850-05	7/8/2021	1273.28	
OU5	Building 850 area in Operable Unit 5	W-850-05	10/12/2021	1272.88	
OU5	Building 850 area in Operable Unit 5	W-850-05	10/14/2021	1272.84	Pre-sampling Measurement
OU5	Building 850 area in Operable Unit 5	W-850-2145	1/6/2021	1029.48	
OU5	Building 850 area in Operable Unit 5	W-850-2145	4/7/2021	1029.81	

Appendix D Groundwater Elevations Measured During 2021

OU5	Building 850 area in Operable Unit 5	W-850-2145	5/20/2021	1029.37	Pre-sampling Measurement
OU5	Building 850 area in Operable Unit 5	W-850-2145	7/12/2021	1029.66	
OU5	Building 850 area in Operable Unit 5	W-850-2145	10/12/2021	1029.67	
OU5	Building 850 area in Operable Unit 5	W-850-2145	10/20/2021	1029.61	Pre-sampling Measurement
OU5	Building 850 area in Operable Unit 5	W-850-2312	1/6/2021	1059.57	
OU5	Building 850 area in Operable Unit 5	W-850-2312	4/7/2021	1059.52	
OU5	Building 850 area in Operable Unit 5	W-850-2312	5/17/2021	1059.45	Pre-sampling Measurement
OU5	Building 850 area in Operable Unit 5	W-850-2312	7/12/2021	1058.77	
OU5	Building 850 area in Operable Unit 5	W-850-2312	10/12/2021	1058.08	
OU5	Building 850 area in Operable Unit 5	W-850-2312	10/20/2021	1058.04	Pre-sampling Measurement
OU5	Building 850 area in Operable Unit 5	W-850-2313	1/6/2021	1158.09	
OU5	Building 850 area in Operable Unit 5	W-850-2313	4/7/2021	1158.09	
OU5	Building 850 area in Operable Unit 5	W-850-2313	4/27/2021	1157.91	Pre-sampling Measurement
OU5	Building 850 area in Operable Unit 5	W-850-2313	7/8/2021	1157.41	
OU5	Building 850 area in Operable Unit 5	W-850-2313	10/12/2021	1161.40	
OU5	Building 850 area in Operable Unit 5	W-850-2313	10/18/2021	1161.68	Pre-sampling Measurement
OU5	Building 850 area in Operable Unit 5	W-850-2314	1/11/2021	1179.19	
OU5	Building 850 area in Operable Unit 5	W-850-2314	4/7/2021	1178.66	
OU5	Building 850 area in Operable Unit 5	W-850-2314	5/6/2021	1178.62	Pre-sampling Measurement
OU5	Building 850 area in Operable Unit 5	W-850-2314	7/8/2021	1179.66	
OU5	Building 850 area in Operable Unit 5	W-850-2314	10/11/2021	1178.66	
OU5	Building 850 area in Operable Unit 5	W-850-2314	11/30/2021	1178.57	Pre-sampling Measurement
OU5	Building 850 area in Operable Unit 5	W-850-2315	1/11/2021	1201.58	
OU5	Building 850 area in Operable Unit 5	W-850-2315	4/7/2021	1201.41	
OU5	Building 850 area in Operable Unit 5	W-850-2315	5/20/2021	1201.33	Pre-sampling Measurement
OU5	Building 850 area in Operable Unit 5	W-850-2315	7/12/2021	1201.35	
OU5	Building 850 area in Operable Unit 5	W-850-2315	10/12/2021	1201.01	
OU5	Building 850 area in Operable Unit 5	W-850-2315	10/18/2021	1201.14	Pre-sampling Measurement
OU5	Building 850 area in Operable Unit 5	W-850-2316	1/6/2021	1029.15	
OU5	Building 850 area in Operable Unit 5	W-850-2316	4/7/2021	1029.79	
OU5	Building 850 area in Operable Unit 5	W-850-2316	5/20/2021	1029.00	Pre-sampling Measurement
OU5	Building 850 area in Operable Unit 5	W-850-2316	7/12/2021	1029.77	
OU5	Building 850 area in Operable Unit 5	W-850-2316	10/12/2021	1029.64	
OU5	Building 850 area in Operable Unit 5	W-850-2316	10/20/2021	1029.64	Pre-sampling Measurement
OU5	Building 850 area in Operable Unit 5	W-850-2416	1/6/2021	1251.63	
OU5	Building 850 area in Operable Unit 5	W-850-2416	4/7/2021	1251.54	
OU5	Building 850 area in Operable Unit 5	W-850-2416	5/5/2021	1251.68	Pre-sampling Measurement
OU5	Building 850 area in Operable Unit 5	W-850-2416	7/8/2021	1251.73	
OU5	Building 850 area in Operable Unit 5	W-850-2416	10/12/2021	1248.80	
OU5	Building 850 area in Operable Unit 5	W-850-2416	10/20/2021	1248.14	Pre-sampling Measurement
OU5	Building 850 area in Operable Unit 5	W-850-2417	1/6/2021	1260.87	
OU5	Building 850 area in Operable Unit 5	W-850-2417	4/7/2021	1260.96	
OU5	Building 850 area in Operable Unit 5	W-850-2417	5/17/2021	1260.80	Pre-sampling Measurement
OU5	Building 850 area in Operable Unit 5	W-850-2417	7/8/2021	1260.76	
OU5	Building 850 area in Operable Unit 5	W-850-2417	10/12/2021	1260.41	
OU5	Building 850 area in Operable Unit 5	W-850-2417	10/20/2021	1260.43	Pre-sampling Measurement
OU5	Building 850 area in Operable Unit 5	W-850-2805	1/6/2021	1112.53	
OU5	Building 850 area in Operable Unit 5	W-850-2805	4/7/2021	1112.87	
OU5	Building 850 area in Operable Unit 5	W-850-2805	5/24/2021	1112.70	Pre-sampling Measurement
OU5	Building 850 area in Operable Unit 5	W-850-2805	7/12/2021	1112.98	
OU5	Building 850 area in Operable Unit 5	W-850-2805	10/12/2021	1112.09	
OU5	Building 850 area in Operable Unit 5	W-850-2805	10/18/2021	1112.52	Pre-sampling Measurement
OU5	Building 850 area in Operable Unit 5	W-850-2805	10/18/2021	1112.52	
OU5	Building 850 area in Operable Unit 5	W-850-3604	8/11/2021	NM	No well access for sampling or measurement
OU5	Building 850 area in Operable Unit 5	W-865-02	1/6/2021	987.10	
OU5	Building 850 area in Operable Unit 5	W-865-02	3/3/2021	986.96	Pre-sampling Measurement
OU5	Building 850 area in Operable Unit 5	W-865-02	4/20/2021	987.08	
OU5	Building 850 area in Operable Unit 5	W-865-02	7/12/2021	986.99	
OU5	Building 850 area in Operable Unit 5	W-865-02	10/13/2021	986.89	
OU5	Building 850 area in Operable Unit 5	W-865-05	1/7/2021	961.50	
OU5	Building 850 area in Operable Unit 5	W-865-05	4/20/2021	961.44	
OU5	Building 850 area in Operable Unit 5	W-865-05	7/20/2021	961.19	
OU5	Building 850 area in Operable Unit 5	W-865-05	10/14/2021	961.12	
OU5	Building 850 area in Operable Unit 5	W-865-06	1/6/2021	1059.47	
OU5	Building 850 area in Operable Unit 5	W-865-06	4/7/2021	1059.60	
OU5	Building 850 area in Operable Unit 5	W-865-06	7/12/2021	1059.54	
OU5	Building 850 area in Operable Unit 5	W-865-06	10/12/2021	1059.31	
OU5	Building 850 area in Operable Unit 5	W-865-07	1/6/2021	1130.71	
OU5	Building 850 area in Operable Unit 5	W-865-07	4/7/2021	1130.47	
OU5	Building 850 area in Operable Unit 5	W-865-07	7/12/2021	1130.15	
OU5	Building 850 area in Operable Unit 5	W-865-07	10/12/2021	1129.81	
OU5	Building 850 area in Operable Unit 5	W-865-1802	1/5/2021	1017.72	Pre-sampling Measurement
OU5	Building 850 area in Operable Unit 5	W-865-1802	1/6/2021	1017.47	
OU5	Building 850 area in Operable Unit 5	W-865-1802	4/20/2021	1017.23	
OU5	Building 850 area in Operable Unit 5	W-865-1802	5/6/2021	1017.19	Pre-sampling Measurement
OU5	Building 850 area in Operable Unit 5	W-865-1802	7/22/2021	1016.75	
OU5	Building 850 area in Operable Unit 5	W-865-1802	10/13/2021	1016.57	
OU5	Building 850 area in Operable Unit 5	W-865-1803	1/6/2021	1074.44	
OU5	Building 850 area in Operable Unit 5	W-865-1803	1/11/2021	1074.44	Pre-sampling Measurement
OU5	Building 850 area in Operable Unit 5	W-865-1803	4/20/2021	1074.35	
OU5	Building 850 area in Operable Unit 5	W-865-1803	5/10/2021	1073.77	Pre-sampling Measurement
OU5	Building 850 area in Operable Unit 5	W-865-1803	7/12/2021	1074.45	
OU5	Building 850 area in Operable Unit 5	W-865-1803	10/18/2021	1074.09	
OU5	Building 850 area in Operable Unit 5	W-865-1803	11/30/2021	1073.99	Pre-sampling Measurement
OU5	Building 850 area in Operable Unit 5	W-865-2002	1/6/2021	1022.78	
OU5	Building 850 area in Operable Unit 5	W-865-2002	3/3/2021	1022.65	Pre-sampling Measurement
OU5	Building 850 area in Operable Unit 5	W-865-2002	4/20/2021	1022.66	
OU5	Building 850 area in Operable Unit 5	W-865-2002	5/18/2021	1022.55	Pre-sampling Measurement
OU5	Building 850 area in Operable Unit 5	W-865-2002	7/12/2021	1022.44	
OU5	Building 850 area in Operable Unit 5	W-865-2002	10/13/2021	1022.28	
OU5	Building 850 area in Operable Unit 5	W-865-2003	1/6/2021	1003.44	
OU5	Building 850 area in Operable Unit 5	W-865-2003	3/3/2021	1003.31	Pre-sampling Measurement

Appendix D Groundwater Elevations Measured During 2021

OU5	Building 850 area in Operable Unit 5	W-865-2003	4/20/2021	1003.48	
OU5	Building 850 area in Operable Unit 5	W-865-2003	5/18/2021	1003.28	Pre-sampling Measurement
OU5	Building 850 area in Operable Unit 5	W-865-2003	7/12/2021	1003.11	
OU5	Building 850 area in Operable Unit 5	W-865-2003	10/13/2021	1002.66	
OU5	Building 850 area in Operable Unit 5	W-865-2004	1/7/2021	949.86	
OU5	Building 850 area in Operable Unit 5	W-865-2004	4/20/2021	949.17	
OU5	Building 850 area in Operable Unit 5	W-865-2004	5/18/2021	950.05	Pre-sampling Measurement
OU5	Building 850 area in Operable Unit 5	W-865-2004	7/20/2021	948.71	
OU5	Building 850 area in Operable Unit 5	W-865-2004	10/14/2021	948.22	
OU5	Building 850 area in Operable Unit 5	W-865-2005	1/7/2021	945.54	
OU5	Building 850 area in Operable Unit 5	W-865-2005	2/10/2021	945.60	Pre-sampling Measurement
OU5	Building 850 area in Operable Unit 5	W-865-2005	4/8/2021	945.49	
OU5	Building 850 area in Operable Unit 5	W-865-2005	5/4/2021	944.75	Pre-sampling Measurement
OU5	Building 850 area in Operable Unit 5	W-865-2005	7/20/2021	945.43	
OU5	Building 850 area in Operable Unit 5	W-865-2005	8/16/2021	943.75	Pre-sampling Measurement
OU5	Building 850 area in Operable Unit 5	W-865-2005	10/14/2021	955.29	
OU5	Building 850 area in Operable Unit 5	W-865-2005	12/1/2021	945.37	Pre-sampling Measurement
OU5	Building 850 area in Operable Unit 5	W-865-2121	1/7/2021	941.17	
OU5	Building 850 area in Operable Unit 5	W-865-2121	4/8/2021	940.97	
OU5	Building 850 area in Operable Unit 5	W-865-2121	5/18/2021	< 938.32	DRY
OU5	Building 850 area in Operable Unit 5	W-865-2121	7/20/2021	940.89	
OU5	Building 850 area in Operable Unit 5	W-865-2121	10/14/2021	942.49	
OU5	Building 850 area in Operable Unit 5	W-865-2121	10/27/2021	940.18	Pre-sampling Measurement
OU5	Building 850 area in Operable Unit 5	W-865-2133	1/7/2021	927.43	
OU5	Building 850 area in Operable Unit 5	W-865-2133	4/8/2021	927.39	
OU5	Building 850 area in Operable Unit 5	W-865-2133	5/20/2021	927.37	Pre-sampling Measurement
OU5	Building 850 area in Operable Unit 5	W-865-2133	7/20/2021	927.30	
OU5	Building 850 area in Operable Unit 5	W-865-2133	10/14/2021	927.36	
OU5	Building 850 area in Operable Unit 5	W-865-2224	1/7/2021	927.13	
OU5	Building 850 area in Operable Unit 5	W-865-2224	4/8/2021	927.08	
OU5	Building 850 area in Operable Unit 5	W-865-2224	5/20/2021	926.54	Pre-sampling Measurement
OU5	Building 850 area in Operable Unit 5	W-865-2224	7/20/2021	926.95	
OU5	Building 850 area in Operable Unit 5	W-865-2224	10/14/2021	926.69	
OU5	Building 850 area in Operable Unit 5	W-865-2224	12/6/2021	926.65	Pre-sampling Measurement
OU5	Building 850 area in Operable Unit 5	W-865-3402	1/6/2021	< 1056.01	DRY
OU5	Building 850 area in Operable Unit 5	W-865-3402	4/20/2021	< 1056.01	DRY
OU5	Building 850 area in Operable Unit 5	W-865-3402	5/27/2021	< 1056.13	DRY
OU5	Building 850 area in Operable Unit 5	W-865-3402	7/12/2021	< 1056.01	DRY
OU5	Building 850 area in Operable Unit 5	W-865-3402	10/13/2021	< 1056.01	DRY
OU5	Building 850 area in Operable Unit 5	W-865-3403	1/7/2021	957.74	
OU5	Building 850 area in Operable Unit 5	W-865-3403	3/9/2021	957.54	Pre-sampling Measurement
OU5	Building 850 area in Operable Unit 5	W-865-3403	4/20/2021	957.60	
OU5	Building 850 area in Operable Unit 5	W-865-3403	7/20/2021	956.99	
OU5	Building 850 area in Operable Unit 5	W-865-3403	10/14/2021	956.59	
OU5	Building 850 area in Operable Unit 5	W-865-3504B	4/8/2021	913.18	
OU5	Building 850 area in Operable Unit 5	W-865-3504B	5/19/2021	913.14	Pre-sampling Measurement
OU5	Building 850 area in Operable Unit 5	W-865-3504B	7/20/2021	913.26	
OU5	Building 850 area in Operable Unit 5	W-865-3504B	9/27/2021	913.29	Pre-sampling Measurement
OU5	Building 850 area in Operable Unit 5	W-865-3504B	10/14/2021	913.33	
OU5	Building 850 area in Operable Unit 5	W-865-3504B	12/2/2021	913.27	Pre-sampling Measurement
OU5	Building 850 area in Operable Unit 5	W-865-3505	4/8/2021	906.47	
OU5	Building 850 area in Operable Unit 5	W-865-3505	5/19/2021	906.35	Pre-sampling Measurement
OU5	Building 850 area in Operable Unit 5	W-865-3505	7/20/2021	906.38	
OU5	Building 850 area in Operable Unit 5	W-865-3505	9/27/2021	906.32	Pre-sampling Measurement
OU5	Building 850 area in Operable Unit 5	W-865-3505	10/14/2021	906.38	
OU5	Building 850 area in Operable Unit 5	W-865-3505	12/1/2021	906.29	Pre-sampling Measurement
OU5	Building 850 area in Operable Unit 5	W-896-1806	1/7/2021	1114.49	
OU5	Building 850 area in Operable Unit 5	W-896-1806	4/8/2021	1114.36	
OU5	Building 850 area in Operable Unit 5	W-896-1806	7/20/2021	1114.66	
OU5	Building 850 area in Operable Unit 5	W-896-1806	10/14/2021	1114.57	
OU5	Building 850 area in Operable Unit 5	W-PIT1-01	1/7/2021	< 1032.97	DRY
OU5	Building 850 area in Operable Unit 5	W-PIT1-01	4/8/2021	< 1032.97	DRY
OU5	Building 850 area in Operable Unit 5	W-PIT1-01	7/20/2021	< 1032.97	DRY
OU5	Building 850 area in Operable Unit 5	W-PIT1-01	10/18/2021	< 1032.97	DRY
OU5	Building 850 area in Operable Unit 5	W-PIT1-02	1/7/2021	945.52	
OU5	Building 850 area in Operable Unit 5	W-PIT1-02	4/8/2021	945.45	
OU5	Building 850 area in Operable Unit 5	W-PIT1-02	7/20/2021	945.38	
OU5	Building 850 area in Operable Unit 5	W-PIT1-02	10/14/2021	945.80	
OU5	Building 850 area in Operable Unit 5	W-PIT1-2204	1/7/2021	1031.48	
OU5	Building 850 area in Operable Unit 5	W-PIT1-2204	4/20/2021	1031.52	
OU5	Building 850 area in Operable Unit 5	W-PIT1-2204	7/14/2021	1031.39	
OU5	Building 850 area in Operable Unit 5	W-PIT1-2204	10/13/2021	1031.27	
OU5	Building 850 area in Operable Unit 5	W-PIT1-2209	1/6/2021	947.26	Pre-sampling Measurement
OU5	Building 850 area in Operable Unit 5	W-PIT1-2209	1/7/2021	947.37	
OU5	Building 850 area in Operable Unit 5	W-PIT1-2209	4/6/2021	947.23	Pre-sampling Measurement
OU5	Building 850 area in Operable Unit 5	W-PIT1-2209	4/8/2021	947.28	
OU5	Building 850 area in Operable Unit 5	W-PIT1-2209	7/7/2021	946.69	Pre-sampling Measurement
OU5	Building 850 area in Operable Unit 5	W-PIT1-2209	7/20/2021	947.02	
OU5	Building 850 area in Operable Unit 5	W-PIT1-2209	10/13/2021	946.76	Pre-sampling Measurement
OU5	Building 850 area in Operable Unit 5	W-PIT1-2209	10/14/2021	946.71	
OU5	Building 850 area in Operable Unit 5	W-PIT1-2225	1/7/2021	964.16	
OU5	Building 850 area in Operable Unit 5	W-PIT1-2225	3/31/2021	964.04	Pre-sampling Measurement
OU5	Building 850 area in Operable Unit 5	W-PIT1-2225	4/8/2021	945.81	
OU5	Building 850 area in Operable Unit 5	W-PIT1-2225	5/4/2021	964.24	Pre-sampling Measurement
OU5	Building 850 area in Operable Unit 5	W-PIT1-2225	7/20/2021	964.04	
OU5	Building 850 area in Operable Unit 5	W-PIT1-2225	10/14/2021	963.74	
OU5	Building 850 area in Operable Unit 5	W-PIT1-2225	12/7/2021	953.74	Pre-sampling Measurement
OU5	Building 850 area in Operable Unit 5	W-PIT1-2326	1/7/2021	965.70	
OU5	Building 850 area in Operable Unit 5	W-PIT1-2326	2/17/2021	965.90	Pre-sampling Measurement
OU5	Building 850 area in Operable Unit 5	W-PIT1-2326	4/8/2021	965.25	
OU5	Building 850 area in Operable Unit 5	W-PIT1-2326	7/20/2021	964.91	
OU5	Building 850 area in Operable Unit 5	W-PIT1-2326	8/16/2021	963.92	Pre-sampling Measurement

Appendix D Groundwater Elevations Measured During 2021

OU5	Building 850 area in Operable Unit 5	W-PIT1-2326	10/14/2021	964.53	
OU5	Building 850 area in Operable Unit 5	W-PIT1-2326	11/22/2021	964.19	Pre-sampling Measurement
OU5	Building 850 area in Operable Unit 5	W-PIT1-2620	1/7/2021	945.87	
OU5	Building 850 area in Operable Unit 5	W-PIT1-2620	4/8/2021	945.65	
OU5	Building 850 area in Operable Unit 5	W-PIT1-2620	7/20/2021	945.43	
OU5	Building 850 area in Operable Unit 5	W-PIT1-2620	10/14/2021	945.16	
OU5	Building 850 area in Operable Unit 5	W-PIT1-3021	1/7/2021	974.46	
OU5	Building 850 area in Operable Unit 5	W-PIT1-3021	4/14/2021	974.04	
OU5	Building 850 area in Operable Unit 5	W-PIT1-3021	5/24/2021	974.39	Pre-sampling Measurement
OU5	Building 850 area in Operable Unit 5	W-PIT1-3021	7/14/2021	973.68	
OU5	Building 850 area in Operable Unit 5	W-PIT1-3021	10/13/2021	973.27	
OU5	Building 850 area in Operable Unit 5	W-PIT1-3021	12/1/2021	973.11	Pre-sampling Measurement
OU5	Building 850 area in Operable Unit 5	W-PIT1-3022	1/7/2021	974.04	
OU5	Building 850 area in Operable Unit 5	W-PIT1-3022	4/14/2021	973.60	
OU5	Building 850 area in Operable Unit 5	W-PIT1-3022	5/24/2021	973.94	Pre-sampling Measurement
OU5	Building 850 area in Operable Unit 5	W-PIT1-3022	7/14/2021	973.25	
OU5	Building 850 area in Operable Unit 5	W-PIT1-3022	10/13/2021	972.95	
OU5	Building 850 area in Operable Unit 5	W-PIT1-3022	12/1/2021	973.71	Pre-sampling Measurement
OU5	Building 850 area in Operable Unit 5	W-PIT7-16	1/5/2021	1249.00	
OU5	Building 850 area in Operable Unit 5	W-PIT7-16	4/7/2021	1249.00	
OU5	Building 850 area in Operable Unit 5	W-PIT7-16	5/24/2021	1249.10	Pre-sampling Measurement
OU5	Building 850 area in Operable Unit 5	W-PIT7-16	7/8/2021	1249.03	
OU5	Building 850 area in Operable Unit 5	W-PIT7-16	10/12/2021	1248.30	
OU5	Building 850 area in Operable Unit 5	W-PIT7-3406	1/5/2021	1296.65	
OU5	Building 850 area in Operable Unit 5	W-PIT7-3406	4/6/2021	1296.71	
OU5	Building 850 area in Operable Unit 5	W-PIT7-3406	6/22/2021	1294.40	Pre-sampling Measurement
OU5	Building 850 area in Operable Unit 5	W-PIT7-3406	7/7/2021	1296.58	
OU5	Building 850 area in Operable Unit 5	W-PIT7-3406	10/11/2021	1296.52	
OU5	Building 850 area in Operable Unit 5	W-PIT7-3406	12/1/2021	1295.70	Pre-sampling Measurement
OU5A	Pit 2 Landfill	K2-01C	1/6/2021	982.02	
OU5A	Pit 2 Landfill	K2-01C	4/20/2021	981.38	
OU5A	Pit 2 Landfill	K2-01C	5/17/2021	981.28	Pre-sampling Measurement
OU5A	Pit 2 Landfill	K2-01C	7/12/2021	980.88	
OU5A	Pit 2 Landfill	K2-01C	10/13/2021	980.41	
OU5A	Pit 2 Landfill	K2-01C	11/11/2021	980.28	Pre-sampling Measurement
OU5A	Pit 2 Landfill	NC2-08	1/6/2021	985.79	
OU5A	Pit 2 Landfill	NC2-08	4/8/2021	985.26	
OU5A	Pit 2 Landfill	NC2-08	5/11/2021	985.22	Pre-sampling Measurement
OU5A	Pit 2 Landfill	NC2-08	7/13/2021	984.77	
OU5A	Pit 2 Landfill	NC2-08	10/13/2021	984.47	
OU5A	Pit 2 Landfill	W-PIT2-1934	1/6/2021	1004.12	
OU5A	Pit 2 Landfill	W-PIT2-1934	4/20/2021	1003.64	
OU5A	Pit 2 Landfill	W-PIT2-1934	5/26/2021	1003.50	Pre-sampling Measurement
OU5A	Pit 2 Landfill	W-PIT2-1934	7/12/2021	1003.29	
OU5A	Pit 2 Landfill	W-PIT2-1934	10/13/2021	1002.99	
OU5A	Pit 2 Landfill	W-PIT2-1934	11/30/2021	1002.44	Pre-sampling Measurement
OU5A	Pit 2 Landfill	W-PIT2-1935	1/6/2021	979.37	
OU5A	Pit 2 Landfill	W-PIT2-1935	4/20/2021	979.31	
OU5A	Pit 2 Landfill	W-PIT2-1935	5/26/2021	978.47	Pre-sampling Measurement
OU5A	Pit 2 Landfill	W-PIT2-1935	7/12/2021	978.08	
OU5A	Pit 2 Landfill	W-PIT2-1935	10/13/2021	977.63	
OU5A	Pit 2 Landfill	W-PIT2-1935	11/30/2021	976.54	Pre-sampling Measurement
OU5A	Pit 2 Landfill	W-PIT2-2226	1/12/2021	964.01	
OU5A	Pit 2 Landfill	W-PIT2-2226	4/8/2021	963.97	
OU5A	Pit 2 Landfill	W-PIT2-2226	5/5/2021	963.47	Pre-sampling Measurement
OU5A	Pit 2 Landfill	W-PIT2-2226	7/20/2021	963.77	
OU5A	Pit 2 Landfill	W-PIT2-2226	10/14/2021	962.96	
OU5A	Pit 2 Landfill	W-PIT2-2226	12/1/2021	962.80	Pre-sampling Measurement
OU5A	Pit 2 Landfill	W-PIT2-2301	1/6/2021	1012.31	
OU5A	Pit 2 Landfill	W-PIT2-2301	4/8/2021	1012.45	
OU5A	Pit 2 Landfill	W-PIT2-2301	5/27/2021	1012.02	Pre-sampling Measurement
OU5A	Pit 2 Landfill	W-PIT2-2301	7/13/2021	1012.44	
OU5A	Pit 2 Landfill	W-PIT2-2301	10/13/2021	1012.52	
OU5A	Pit 2 Landfill	W-PIT2-2301	10/27/2021	< 1012.31	DRY
OU5A	Pit 2 Landfill	W-PIT2-2302	1/6/2021	1026.09	
OU5A	Pit 2 Landfill	W-PIT2-2302	4/8/2021	1026.11	
OU5A	Pit 2 Landfill	W-PIT2-2302	5/26/2021	< 1024.08	DRY
OU5A	Pit 2 Landfill	W-PIT2-2302	7/13/2021	1026.07	
OU5A	Pit 2 Landfill	W-PIT2-2302	10/13/2021	1026.03	
OU5A	Pit 2 Landfill	W-PIT2-2302	10/27/2021	< 1026.02	DRY
OU5A	Pit 2 Landfill	W-PIT2-2303	1/6/2021	< 1019.60	DRY
OU5A	Pit 2 Landfill	W-PIT2-2303	4/8/2021	< 1019.60	DRY
OU5A	Pit 2 Landfill	W-PIT2-2303	5/26/2021	< 1019.84	DRY
OU5A	Pit 2 Landfill	W-PIT2-2303	7/13/2021	< 1019.60	DRY
OU5A	Pit 2 Landfill	W-PIT2-2303	10/13/2021	< 1019.60	DRY
OU5A	Pit 2 Landfill	W-PIT2-2304	1/6/2021	< 984.59	DRY
OU5A	Pit 2 Landfill	W-PIT2-2304	4/8/2021	< 984.59	DRY
OU5A	Pit 2 Landfill	W-PIT2-2304	7/13/2021	< 984.59	DRY
OU5A	Pit 2 Landfill	W-PIT2-2304	10/13/2021	< 984.59	DRY
OU5B	Pit 7 Complex area in Operable Unit 5	K7-01	1/5/2021	1289.96	
OU5B	Pit 7 Complex area in Operable Unit 5	K7-01	4/6/2021	1289.78	
OU5B	Pit 7 Complex area in Operable Unit 5	K7-01	5/27/2021	1289.60	Pre-sampling Measurement
OU5B	Pit 7 Complex area in Operable Unit 5	K7-01	7/7/2021	1289.46	
OU5B	Pit 7 Complex area in Operable Unit 5	K7-01	10/11/2021	1289.51	
OU5B	Pit 7 Complex area in Operable Unit 5	K7-01	11/18/2021	1289.40	Pre-sampling Measurement
OU5B	Pit 7 Complex area in Operable Unit 5	K7-03	1/5/2021	1307.52	
OU5B	Pit 7 Complex area in Operable Unit 5	K7-03	4/6/2021	1306.69	
OU5B	Pit 7 Complex area in Operable Unit 5	K7-03	4/28/2021	1306.68	Pre-sampling Measurement
OU5B	Pit 7 Complex area in Operable Unit 5	K7-03	7/7/2021	1306.04	
OU5B	Pit 7 Complex area in Operable Unit 5	K7-03	10/11/2021	1305.01	
OU5B	Pit 7 Complex area in Operable Unit 5	K7-03	11/18/2021	1304.95	Pre-sampling Measurement
OU5B	Pit 7 Complex area in Operable Unit 5	K7-06	1/5/2021	1385.87	

Appendix D Groundwater Elevations Measured During 2021

OU5B	Pit 7 Complex area in Operable Unit 5	K7-06	4/6/2021	1385.78	
OU5B	Pit 7 Complex area in Operable Unit 5	K7-06	6/22/2021	1384.72	Pre-sampling Measurement
OU5B	Pit 7 Complex area in Operable Unit 5	K7-06	7/7/2021	1385.29	
OU5B	Pit 7 Complex area in Operable Unit 5	K7-06	10/11/2021	1385.02	
OU5B	Pit 7 Complex area in Operable Unit 5	K7-06	12/6/2021	1383.30	Pre-sampling Measurement
OU5B	Pit 7 Complex area in Operable Unit 5	K7-07	1/5/2021	< 1275.07	DRY
OU5B	Pit 7 Complex area in Operable Unit 5	K7-07	4/6/2021	< 1275.07	DRY
OU5B	Pit 7 Complex area in Operable Unit 5	K7-07	7/7/2021	< 1275.07	DRY
OU5B	Pit 7 Complex area in Operable Unit 5	K7-07	10/11/2021	< 1275.07	DRY
OU5B	Pit 7 Complex area in Operable Unit 5	K7-09	1/5/2021	1294.89	
OU5B	Pit 7 Complex area in Operable Unit 5	K7-09	4/6/2021	1294.66	
OU5B	Pit 7 Complex area in Operable Unit 5	K7-09	7/7/2021	1295.75	
OU5B	Pit 7 Complex area in Operable Unit 5	K7-09	10/11/2021	1293.89	
OU5B	Pit 7 Complex area in Operable Unit 5	K7-09	12/1/2021	1293.16	Pre-sampling Measurement
OU5B	Pit 7 Complex area in Operable Unit 5	K7-10	1/5/2021	1306.48	
OU5B	Pit 7 Complex area in Operable Unit 5	K7-10	4/6/2021	1306.26	
OU5B	Pit 7 Complex area in Operable Unit 5	K7-10	5/25/2021	1306.18	Pre-sampling Measurement
OU5B	Pit 7 Complex area in Operable Unit 5	K7-10	7/7/2021	1305.71	
OU5B	Pit 7 Complex area in Operable Unit 5	K7-10	10/11/2021	1305.48	
OU5B	Pit 7 Complex area in Operable Unit 5	K7-10	12/1/2021	1305.37	Pre-sampling Measurement
OU5B	Pit 7 Complex area in Operable Unit 5	NC7-12	1/5/2021	1262.87	
OU5B	Pit 7 Complex area in Operable Unit 5	NC7-12	4/6/2021	1262.97	
OU5B	Pit 7 Complex area in Operable Unit 5	NC7-12	5/25/2021	1262.94	Pre-sampling Measurement
OU5B	Pit 7 Complex area in Operable Unit 5	NC7-12	7/8/2021	1262.41	
OU5B	Pit 7 Complex area in Operable Unit 5	NC7-12	10/12/2021	1262.36	
OU5B	Pit 7 Complex area in Operable Unit 5	NC7-12	11/29/2021	1262.47	Pre-sampling Measurement
OU5B	Pit 7 Complex area in Operable Unit 5	NC7-16	1/5/2021	1281.41	
OU5B	Pit 7 Complex area in Operable Unit 5	NC7-16	6/1/2021	< 1281.41	DRY
OU5B	Pit 7 Complex area in Operable Unit 5	NC7-16	7/8/2021	< 1281.41	DRY
OU5B	Pit 7 Complex area in Operable Unit 5	NC7-16	10/12/2021	1281.31	
OU5B	Pit 7 Complex area in Operable Unit 5	NC7-17	1/5/2021	1358.38	
OU5B	Pit 7 Complex area in Operable Unit 5	NC7-17	4/6/2021	1358.36	
OU5B	Pit 7 Complex area in Operable Unit 5	NC7-17	5/26/2021	1358.30	Pre-sampling Measurement
OU5B	Pit 7 Complex area in Operable Unit 5	NC7-17	7/7/2021	1358.01	
OU5B	Pit 7 Complex area in Operable Unit 5	NC7-17	10/11/2021	1357.86	
OU5B	Pit 7 Complex area in Operable Unit 5	NC7-17	12/6/2021	< 1357.86	DRY
OU5B	Pit 7 Complex area in Operable Unit 5	NC7-18	1/5/2021	1306.19	
OU5B	Pit 7 Complex area in Operable Unit 5	NC7-18	4/6/2021	1305.46	
OU5B	Pit 7 Complex area in Operable Unit 5	NC7-18	5/25/2021	1305.46	Pre-sampling Measurement
OU5B	Pit 7 Complex area in Operable Unit 5	NC7-18	7/7/2021	1304.53	
OU5B	Pit 7 Complex area in Operable Unit 5	NC7-18	10/11/2021	1304.41	
OU5B	Pit 7 Complex area in Operable Unit 5	NC7-20	1/5/2021	1256.67	
OU5B	Pit 7 Complex area in Operable Unit 5	NC7-20	4/6/2021	1256.72	
OU5B	Pit 7 Complex area in Operable Unit 5	NC7-20	5/25/2021	1256.72	Pre-sampling Measurement
OU5B	Pit 7 Complex area in Operable Unit 5	NC7-20	7/8/2021	1256.48	
OU5B	Pit 7 Complex area in Operable Unit 5	NC7-20	10/12/2021	1256.35	
OU5B	Pit 7 Complex area in Operable Unit 5	NC7-20	11/29/2021	1256.48	Pre-sampling Measurement
OU5B	Pit 7 Complex area in Operable Unit 5	NC7-21	1/5/2021	< 1274.55	DRY
OU5B	Pit 7 Complex area in Operable Unit 5	NC7-21	4/6/2021	< 1274.55	DRY
OU5B	Pit 7 Complex area in Operable Unit 5	NC7-21	7/8/2021	1273.77	
OU5B	Pit 7 Complex area in Operable Unit 5	NC7-21	10/12/2021	1273.72	
OU5B	Pit 7 Complex area in Operable Unit 5	NC7-21	11/23/2021	1274.17	Pre-sampling Measurement
OU5B	Pit 7 Complex area in Operable Unit 5	NC7-21	12/6/2021	1274.05	Pre-sampling Measurement
OU5B	Pit 7 Complex area in Operable Unit 5	NC7-22	1/5/2021	< 1273.91	DRY
OU5B	Pit 7 Complex area in Operable Unit 5	NC7-22	6/1/2021	< 1273.91	DRY
OU5B	Pit 7 Complex area in Operable Unit 5	NC7-22	7/8/2021	< 1273.91	DRY
OU5B	Pit 7 Complex area in Operable Unit 5	NC7-22	10/12/2021	< 1273.91	DRY
OU5B	Pit 7 Complex area in Operable Unit 5	NC7-24	1/5/2021	< 1321.93	DRY
OU5B	Pit 7 Complex area in Operable Unit 5	NC7-24	4/6/2021	< 1321.93	DRY
OU5B	Pit 7 Complex area in Operable Unit 5	NC7-24	7/7/2021	< 1321.93	DRY
OU5B	Pit 7 Complex area in Operable Unit 5	NC7-24	10/11/2021	< 1321.93	DRY
OU5B	Pit 7 Complex area in Operable Unit 5	NC7-25	1/5/2021	1298.69	
OU5B	Pit 7 Complex area in Operable Unit 5	NC7-25	4/6/2021	1298.59	
OU5B	Pit 7 Complex area in Operable Unit 5	NC7-25	7/7/2021	1298.51	
OU5B	Pit 7 Complex area in Operable Unit 5	NC7-25	10/11/2021	1298.37	
OU5B	Pit 7 Complex area in Operable Unit 5	NC7-26	1/5/2021	1256.39	
OU5B	Pit 7 Complex area in Operable Unit 5	NC7-26	4/6/2021	1256.34	
OU5B	Pit 7 Complex area in Operable Unit 5	NC7-26	4/28/2021	1256.33	Pre-sampling Measurement
OU5B	Pit 7 Complex area in Operable Unit 5	NC7-26	7/8/2021	1256.43	
OU5B	Pit 7 Complex area in Operable Unit 5	NC7-26	10/12/2021	1256.22	
OU5B	Pit 7 Complex area in Operable Unit 5	NC7-34	1/5/2021	1328.96	
OU5B	Pit 7 Complex area in Operable Unit 5	NC7-34	4/6/2021	1328.12	
OU5B	Pit 7 Complex area in Operable Unit 5	NC7-34	5/26/2021	1328.03	Pre-sampling Measurement
OU5B	Pit 7 Complex area in Operable Unit 5	NC7-34	7/7/2021	1326.77	
OU5B	Pit 7 Complex area in Operable Unit 5	NC7-34	10/11/2021	1325.24	
OU5B	Pit 7 Complex area in Operable Unit 5	NC7-34	12/6/2021	< 1324.10	DRY
OU5B	Pit 7 Complex area in Operable Unit 5	NC7-36	1/5/2021	1334.61	
OU5B	Pit 7 Complex area in Operable Unit 5	NC7-36	4/6/2021	1332.76	
OU5B	Pit 7 Complex area in Operable Unit 5	NC7-36	5/26/2021	1332.74	Pre-sampling Measurement
OU5B	Pit 7 Complex area in Operable Unit 5	NC7-36	7/7/2021	1329.53	
OU5B	Pit 7 Complex area in Operable Unit 5	NC7-36	10/11/2021	1325.78	
OU5B	Pit 7 Complex area in Operable Unit 5	NC7-37	2/3/2021	< 1311.26	DRY
OU5B	Pit 7 Complex area in Operable Unit 5	NC7-37	4/6/2021	< 1311.26	DRY
OU5B	Pit 7 Complex area in Operable Unit 5	NC7-37	7/7/2021	< 1311.26	DRY
OU5B	Pit 7 Complex area in Operable Unit 5	NC7-37	10/11/2021	< 1311.26	DRY
OU5B	Pit 7 Complex area in Operable Unit 5	NC7-40	1/5/2021	1295.06	
OU5B	Pit 7 Complex area in Operable Unit 5	NC7-40	4/6/2021	1294.65	
OU5B	Pit 7 Complex area in Operable Unit 5	NC7-40	7/8/2021	1295.26	
OU5B	Pit 7 Complex area in Operable Unit 5	NC7-40	10/11/2021	< 1295.26	DRY
OU5B	Pit 7 Complex area in Operable Unit 5	NC7-47	1/6/2021	1205.14	
OU5B	Pit 7 Complex area in Operable Unit 5	NC7-47	4/7/2021	1205.18	
OU5B	Pit 7 Complex area in Operable Unit 5	NC7-47	7/12/2021	1205.17	

Appendix D Groundwater Elevations Measured During 2021

OU5B	Pit 7 Complex area in Operable Unit 5	NC7-47	10/12/2021	1205.11	
OU5B	Pit 7 Complex area in Operable Unit 5	NC7-48	1/5/2021	1343.23	
OU5B	Pit 7 Complex area in Operable Unit 5	NC7-48	4/6/2021	1343.35	
OU5B	Pit 7 Complex area in Operable Unit 5	NC7-48	7/7/2021	1342.88	
OU5B	Pit 7 Complex area in Operable Unit 5	NC7-48	10/11/2021	1342.42	
OU5B	Pit 7 Complex area in Operable Unit 5	NC7-48	12/2/2021	1342.47	Pre-sampling Measurement
OU5B	Pit 7 Complex area in Operable Unit 5	NC7-49A	1/5/2021	1358.11	
OU5B	Pit 7 Complex area in Operable Unit 5	NC7-49A	4/6/2021	1358.56	
OU5B	Pit 7 Complex area in Operable Unit 5	NC7-49A	7/7/2021	1356.99	
OU5B	Pit 7 Complex area in Operable Unit 5	NC7-49A	10/11/2021	1356.33	
OU5B	Pit 7 Complex area in Operable Unit 5	NC7-49A	12/6/2021	1357.42	Pre-sampling Measurement
OU5B	Pit 7 Complex area in Operable Unit 5	NC7-50	1/6/2021	1120.72	
OU5B	Pit 7 Complex area in Operable Unit 5	NC7-50	4/7/2021	1120.68	
OU5B	Pit 7 Complex area in Operable Unit 5	NC7-50	7/12/2021	1120.81	
OU5B	Pit 7 Complex area in Operable Unit 5	NC7-50	10/12/2021	1120.39	
OU5B	Pit 7 Complex area in Operable Unit 5	NC7-51	1/5/2021	1310.39	
OU5B	Pit 7 Complex area in Operable Unit 5	NC7-51	4/6/2021	1310.03	
OU5B	Pit 7 Complex area in Operable Unit 5	NC7-51	7/7/2021	1309.87	
OU5B	Pit 7 Complex area in Operable Unit 5	NC7-51	10/11/2021	1309.36	
OU5B	Pit 7 Complex area in Operable Unit 5	NC7-51	11/23/2021	< 1308.93	DRY
OU5B	Pit 7 Complex area in Operable Unit 5	NC7-52	1/5/2021	1293.45	
OU5B	Pit 7 Complex area in Operable Unit 5	NC7-52	3/9/2021	1293.43	Pre-sampling Measurement
OU5B	Pit 7 Complex area in Operable Unit 5	NC7-52	4/6/2021	1293.44	
OU5B	Pit 7 Complex area in Operable Unit 5	NC7-52	7/7/2021	1293.65	
OU5B	Pit 7 Complex area in Operable Unit 5	NC7-52	10/11/2021	1293.25	
OU5B	Pit 7 Complex area in Operable Unit 5	NC7-53	1/5/2021	1389.94	
OU5B	Pit 7 Complex area in Operable Unit 5	NC7-53	4/6/2021	1389.86	
OU5B	Pit 7 Complex area in Operable Unit 5	NC7-53	7/7/2021	1389.60	
OU5B	Pit 7 Complex area in Operable Unit 5	NC7-53	10/11/2021	1389.68	
OU5B	Pit 7 Complex area in Operable Unit 5	NC7-63	1/12/2021	< 1315.45	DRY
OU5B	Pit 7 Complex area in Operable Unit 5	NC7-63	4/20/2021	< 1315.45	DRY
OU5B	Pit 7 Complex area in Operable Unit 5	NC7-63	7/7/2021	< 1315.45	DRY
OU5B	Pit 7 Complex area in Operable Unit 5	NC7-63	10/11/2021	< 1315.45	DRY
OU5B	Pit 7 Complex area in Operable Unit 5	NC7-64	1/12/2021	1304.70	
OU5B	Pit 7 Complex area in Operable Unit 5	NC7-64	4/20/2021	1304.84	
OU5B	Pit 7 Complex area in Operable Unit 5	NC7-64	7/7/2021	1304.76	
OU5B	Pit 7 Complex area in Operable Unit 5	NC7-64	10/11/2021	1311.28	
OU5B	Pit 7 Complex area in Operable Unit 5	NC7-65	1/11/2021	1261.32	
OU5B	Pit 7 Complex area in Operable Unit 5	NC7-65	4/7/2021	1260.52	
OU5B	Pit 7 Complex area in Operable Unit 5	NC7-65	7/8/2021	1260.46	
OU5B	Pit 7 Complex area in Operable Unit 5	NC7-65	10/11/2021	1260.74	
OU5B	Pit 7 Complex area in Operable Unit 5	NC7-65	12/7/2021	1262.05	Pre-sampling Measurement
OU5B	Pit 7 Complex area in Operable Unit 5	NC7-67	1/5/2021	1289.22	
OU5B	Pit 7 Complex area in Operable Unit 5	NC7-67	4/6/2021	1289.05	
OU5B	Pit 7 Complex area in Operable Unit 5	NC7-67	7/7/2021	1288.72	
OU5B	Pit 7 Complex area in Operable Unit 5	NC7-67	10/11/2021	1288.62	
OU5B	Pit 7 Complex area in Operable Unit 5	NC7-67	11/18/2021	1288.48	Pre-sampling Measurement
OU5B	Pit 7 Complex area in Operable Unit 5	NC7-68	1/5/2021	1290.09	
OU5B	Pit 7 Complex area in Operable Unit 5	NC7-68	4/6/2021	1289.90	
OU5B	Pit 7 Complex area in Operable Unit 5	NC7-68	7/7/2021	1289.55	
OU5B	Pit 7 Complex area in Operable Unit 5	NC7-68	10/11/2021	1289.36	
OU5B	Pit 7 Complex area in Operable Unit 5	NC7-68	11/18/2021	1289.25	Pre-sampling Measurement
OU5B	Pit 7 Complex area in Operable Unit 5	NC7-75	1/5/2021	1301.09	
OU5B	Pit 7 Complex area in Operable Unit 5	NC7-75	4/6/2021	1300.92	
OU5B	Pit 7 Complex area in Operable Unit 5	NC7-75	7/7/2021	1300.61	
OU5B	Pit 7 Complex area in Operable Unit 5	NC7-75	10/11/2021	1300.04	
OU5B	Pit 7 Complex area in Operable Unit 5	NC7-75	11/18/2021	1299.98	Pre-sampling Measurement
OU5B	Pit 7 Complex area in Operable Unit 5	NC7-76	1/5/2021	1253.39	
OU5B	Pit 7 Complex area in Operable Unit 5	NC7-76	4/7/2021	1253.55	
OU5B	Pit 7 Complex area in Operable Unit 5	NC7-76	7/8/2021	1253.27	
OU5B	Pit 7 Complex area in Operable Unit 5	NC7-76	10/12/2021	1253.10	
OU5B	Pit 7 Complex area in Operable Unit 5	W-865-01	1/6/2021	1153.26	
OU5B	Pit 7 Complex area in Operable Unit 5	W-865-01	4/20/2021	1153.08	
OU5B	Pit 7 Complex area in Operable Unit 5	W-865-01	7/12/2021	1153.04	
OU5B	Pit 7 Complex area in Operable Unit 5	W-865-01	10/18/2021	1152.76	
OU5B	Pit 7 Complex area in Operable Unit 5	W-865-03	1/6/2021	1180.86	
OU5B	Pit 7 Complex area in Operable Unit 5	W-865-03	4/7/2021	1180.77	
OU5B	Pit 7 Complex area in Operable Unit 5	W-865-03	7/12/2021	1180.75	
OU5B	Pit 7 Complex area in Operable Unit 5	W-865-03	10/12/2021	1180.58	
OU5B	Pit 7 Complex area in Operable Unit 5	W-865-04	1/6/2021	1131.41	
OU5B	Pit 7 Complex area in Operable Unit 5	W-865-04	3/10/2021	1131.27	Pre-sampling Measurement
OU5B	Pit 7 Complex area in Operable Unit 5	W-865-04	3/30/2021	1130.98	Pre-sampling Measurement
OU5B	Pit 7 Complex area in Operable Unit 5	W-865-04	4/7/2021	1131.02	
OU5B	Pit 7 Complex area in Operable Unit 5	W-865-04	7/12/2021	1130.69	
OU5B	Pit 7 Complex area in Operable Unit 5	W-865-04	10/12/2021	1130.49	
OU5B	Pit 7 Complex area in Operable Unit 5	W-865-1804	1/6/2021	1108.99	
OU5B	Pit 7 Complex area in Operable Unit 5	W-865-1804	4/20/2021	1108.88	
OU5B	Pit 7 Complex area in Operable Unit 5	W-865-1804	7/12/2021	1109.04	
OU5B	Pit 7 Complex area in Operable Unit 5	W-865-1804	10/18/2021	1108.97	
OU5B	Pit 7 Complex area in Operable Unit 5	W-PIT3-02	1/5/2021	< 1332.42	DRY
OU5B	Pit 7 Complex area in Operable Unit 5	W-PIT3-02	4/6/2021	< 1332.42	DRY
OU5B	Pit 7 Complex area in Operable Unit 5	W-PIT3-02	7/7/2021	< 1332.42	DRY
OU5B	Pit 7 Complex area in Operable Unit 5	W-PIT3-02	10/11/2021	< 1332.42	DRY
OU5B	Pit 7 Complex area in Operable Unit 5	W-PIT5-02	1/5/2021	< 1321.61	DRY
OU5B	Pit 7 Complex area in Operable Unit 5	W-PIT5-02	4/6/2021	< 1321.61	DRY
OU5B	Pit 7 Complex area in Operable Unit 5	W-PIT5-02	7/7/2021	< 1321.61	DRY
OU5B	Pit 7 Complex area in Operable Unit 5	W-PIT5-02	10/11/2021	< 1321.61	DRY
OU5B	Pit 7 Complex area in Operable Unit 5	W-PIT7-02	1/5/2021	1292.82	
OU5B	Pit 7 Complex area in Operable Unit 5	W-PIT7-02	3/3/2021	1292.57	Pre-sampling Measurement
OU5B	Pit 7 Complex area in Operable Unit 5	W-PIT7-02	4/6/2021	1292.49	
OU5B	Pit 7 Complex area in Operable Unit 5	W-PIT7-02	7/7/2021	1292.06	
OU5B	Pit 7 Complex area in Operable Unit 5	W-PIT7-02	10/11/2021	1292.07	

Appendix D Groundwater Elevations Measured During 2021

OU5B	Pit 7 Complex area in Operable Unit 5	W-PIT7-03	1/5/2021	1299.19	
OU5B	Pit 7 Complex area in Operable Unit 5	W-PIT7-03	3/3/2021	1298.99	Pre-sampling Measurement
OU5B	Pit 7 Complex area in Operable Unit 5	W-PIT7-03	4/6/2021	1298.79	
OU5B	Pit 7 Complex area in Operable Unit 5	W-PIT7-03	7/7/2021	1298.35	
OU5B	Pit 7 Complex area in Operable Unit 5	W-PIT7-03	10/11/2021	1297.50	
OU5B	Pit 7 Complex area in Operable Unit 5	W-PIT7-03	12/1/2021	1297.30	Pre-sampling Measurement
OU5B	Pit 7 Complex area in Operable Unit 5	W-PIT7-10	1/5/2021	1290.89	
OU5B	Pit 7 Complex area in Operable Unit 5	W-PIT7-10	4/6/2021	1290.72	
OU5B	Pit 7 Complex area in Operable Unit 5	W-PIT7-10	7/7/2021	1290.46	
OU5B	Pit 7 Complex area in Operable Unit 5	W-PIT7-10	10/11/2021	1290.23	
OU5B	Pit 7 Complex area in Operable Unit 5	W-PIT7-10	11/18/2021	1290.07	Pre-sampling Measurement
OU5B	Pit 7 Complex area in Operable Unit 5	W-PIT7-11	1/11/2021	< 1262.56	DRY
OU5B	Pit 7 Complex area in Operable Unit 5	W-PIT7-11	4/7/2021	< 1262.56	DRY
OU5B	Pit 7 Complex area in Operable Unit 5	W-PIT7-11	7/8/2021	< 1262.56	DRY
OU5B	Pit 7 Complex area in Operable Unit 5	W-PIT7-11	10/11/2021	< 1262.56	DRY
OU5B	Pit 7 Complex area in Operable Unit 5	W-PIT7-12	1/11/2021	1202.01	
OU5B	Pit 7 Complex area in Operable Unit 5	W-PIT7-12	4/7/2021	1202.01	
OU5B	Pit 7 Complex area in Operable Unit 5	W-PIT7-12	7/8/2021	1202.02	
OU5B	Pit 7 Complex area in Operable Unit 5	W-PIT7-12	10/11/2021	1201.94	
OU5B	Pit 7 Complex area in Operable Unit 5	W-PIT7-12	12/7/2021	1202.39	Pre-sampling Measurement
OU5B	Pit 7 Complex area in Operable Unit 5	W-PIT7-13	1/11/2021	1252.10	
OU5B	Pit 7 Complex area in Operable Unit 5	W-PIT7-13	4/7/2021	1251.87	
OU5B	Pit 7 Complex area in Operable Unit 5	W-PIT7-13	4/28/2021	1251.88	Pre-sampling Measurement
OU5B	Pit 7 Complex area in Operable Unit 5	W-PIT7-13	7/8/2021	1251.14	
OU5B	Pit 7 Complex area in Operable Unit 5	W-PIT7-13	10/11/2021	1250.74	
OU5B	Pit 7 Complex area in Operable Unit 5	W-PIT7-13	12/9/2021	1250.67	Pre-sampling Measurement
OU5B	Pit 7 Complex area in Operable Unit 5	W-PIT7-14	1/11/2021	1159.48	
OU5B	Pit 7 Complex area in Operable Unit 5	W-PIT7-14	4/7/2021	1159.43	
OU5B	Pit 7 Complex area in Operable Unit 5	W-PIT7-14	7/8/2021	1157.84	
OU5B	Pit 7 Complex area in Operable Unit 5	W-PIT7-14	10/11/2021	1158.39	
OU5B	Pit 7 Complex area in Operable Unit 5	W-PIT7-15	1/6/2021	1200.00	
OU5B	Pit 7 Complex area in Operable Unit 5	W-PIT7-15	4/7/2021	1199.88	
OU5B	Pit 7 Complex area in Operable Unit 5	W-PIT7-15	7/12/2021	1199.96	
OU5B	Pit 7 Complex area in Operable Unit 5	W-PIT7-15	10/12/2021	1199.70	
OU5B	Pit 7 Complex area in Operable Unit 5	W-PIT7-1714	1/5/2021	1373.30	
OU5B	Pit 7 Complex area in Operable Unit 5	W-PIT7-1714	4/6/2021	1373.41	
OU5B	Pit 7 Complex area in Operable Unit 5	W-PIT7-1714	7/7/2021	1373.24	
OU5B	Pit 7 Complex area in Operable Unit 5	W-PIT7-1714	10/11/2021	1373.02	
OU5B	Pit 7 Complex area in Operable Unit 5	W-PIT7-1715	1/5/2021	1422.65	
OU5B	Pit 7 Complex area in Operable Unit 5	W-PIT7-1715	4/6/2021	1422.59	
OU5B	Pit 7 Complex area in Operable Unit 5	W-PIT7-1715	7/7/2021	1422.49	
OU5B	Pit 7 Complex area in Operable Unit 5	W-PIT7-1715	10/11/2021	1422.36	
OU5B	Pit 7 Complex area in Operable Unit 5	W-PIT7-1716	1/5/2021	< 1430.58	DRY
OU5B	Pit 7 Complex area in Operable Unit 5	W-PIT7-1716	4/6/2021	< 1430.58	DRY
OU5B	Pit 7 Complex area in Operable Unit 5	W-PIT7-1716	7/7/2021	< 1430.58	DRY
OU5B	Pit 7 Complex area in Operable Unit 5	W-PIT7-1716	10/11/2021	< 1430.58	DRY
OU5B	Pit 7 Complex area in Operable Unit 5	W-PIT7-1717	1/5/2021	1430.03	
OU5B	Pit 7 Complex area in Operable Unit 5	W-PIT7-1717	4/6/2021	1430.01	
OU5B	Pit 7 Complex area in Operable Unit 5	W-PIT7-1717	7/7/2021	1429.68	
OU5B	Pit 7 Complex area in Operable Unit 5	W-PIT7-1717	10/11/2021	1429.57	
OU5B	Pit 7 Complex area in Operable Unit 5	W-PIT7-1718	1/5/2021	1441.44	
OU5B	Pit 7 Complex area in Operable Unit 5	W-PIT7-1718	4/6/2021	1441.27	
OU5B	Pit 7 Complex area in Operable Unit 5	W-PIT7-1718	6/22/2021	< 1440.23	DRY
OU5B	Pit 7 Complex area in Operable Unit 5	W-PIT7-1718	7/7/2021	1441.07	
OU5B	Pit 7 Complex area in Operable Unit 5	W-PIT7-1718	10/11/2021	1440.95	
OU5B	Pit 7 Complex area in Operable Unit 5	W-PIT7-1719	1/5/2021	1450.03	
OU5B	Pit 7 Complex area in Operable Unit 5	W-PIT7-1719	4/6/2021	1450.02	
OU5B	Pit 7 Complex area in Operable Unit 5	W-PIT7-1719	7/7/2021	1449.98	
OU5B	Pit 7 Complex area in Operable Unit 5	W-PIT7-1719	10/11/2021	1449.58	
OU5B	Pit 7 Complex area in Operable Unit 5	W-PIT7-1720	1/5/2021	1411.46	
OU5B	Pit 7 Complex area in Operable Unit 5	W-PIT7-1720	4/6/2021	1411.37	
OU5B	Pit 7 Complex area in Operable Unit 5	W-PIT7-1720	7/7/2021	1411.08	
OU5B	Pit 7 Complex area in Operable Unit 5	W-PIT7-1720	10/11/2021	1411.13	
OU5B	Pit 7 Complex area in Operable Unit 5	W-PIT7-1721	1/5/2021	< 1419.20	DRY
OU5B	Pit 7 Complex area in Operable Unit 5	W-PIT7-1721	4/6/2021	< 1419.20	DRY
OU5B	Pit 7 Complex area in Operable Unit 5	W-PIT7-1721	7/7/2021	< 1419.20	DRY
OU5B	Pit 7 Complex area in Operable Unit 5	W-PIT7-1721	10/11/2021	< 1419.20	DRY
OU5B	Pit 7 Complex area in Operable Unit 5	W-PIT7-1722	1/5/2021	< 1427.32	DRY
OU5B	Pit 7 Complex area in Operable Unit 5	W-PIT7-1722	4/6/2021	< 1427.32	DRY
OU5B	Pit 7 Complex area in Operable Unit 5	W-PIT7-1722	7/7/2021	< 1427.32	DRY
OU5B	Pit 7 Complex area in Operable Unit 5	W-PIT7-1722	10/11/2021	< 1427.32	DRY
OU5B	Pit 7 Complex area in Operable Unit 5	W-PIT7-1723	1/5/2021	1420.07	
OU5B	Pit 7 Complex area in Operable Unit 5	W-PIT7-1723	4/6/2021	1419.93	
OU5B	Pit 7 Complex area in Operable Unit 5	W-PIT7-1723	7/7/2021	1420.38	
OU5B	Pit 7 Complex area in Operable Unit 5	W-PIT7-1723	10/11/2021	1420.97	
OU5B	Pit 7 Complex area in Operable Unit 5	W-PIT7-1724	1/5/2021	1412.39	
OU5B	Pit 7 Complex area in Operable Unit 5	W-PIT7-1724	4/6/2021	1412.37	
OU5B	Pit 7 Complex area in Operable Unit 5	W-PIT7-1724	7/7/2021	1412.12	
OU5B	Pit 7 Complex area in Operable Unit 5	W-PIT7-1724	10/11/2021	1412.07	
OU5B	Pit 7 Complex area in Operable Unit 5	W-PIT7-1725	1/5/2021	1299.43	
OU5B	Pit 7 Complex area in Operable Unit 5	W-PIT7-1725	4/6/2021	1299.47	
OU5B	Pit 7 Complex area in Operable Unit 5	W-PIT7-1725	7/7/2021	1299.53	
OU5B	Pit 7 Complex area in Operable Unit 5	W-PIT7-1725	10/11/2021	1299.42	
OU5B	Pit 7 Complex area in Operable Unit 5	W-PIT7-1726	1/5/2021	< 1459.42	DRY
OU5B	Pit 7 Complex area in Operable Unit 5	W-PIT7-1726	4/6/2021	< 1459.42	DRY
OU5B	Pit 7 Complex area in Operable Unit 5	W-PIT7-1726	7/7/2021	< 1459.42	DRY
OU5B	Pit 7 Complex area in Operable Unit 5	W-PIT7-1726	10/11/2021	< 1459.42	DRY
OU5B	Pit 7 Complex area in Operable Unit 5	W-PIT7-1727	1/5/2021	< 1417.47	DRY
OU5B	Pit 7 Complex area in Operable Unit 5	W-PIT7-1727	4/6/2021	< 1417.47	DRY
OU5B	Pit 7 Complex area in Operable Unit 5	W-PIT7-1727	7/7/2021	< 1417.38	DRY
OU5B	Pit 7 Complex area in Operable Unit 5	W-PIT7-1727	10/11/2021	< 1417.38	DRY
OU5B	Pit 7 Complex area in Operable Unit 5	W-PIT7-1728	1/5/2021	< 1460.14	DRY

Appendix D Groundwater Elevations Measured During 2021

OU5B	Pit 7 Complex area in Operable Unit 5	W-PIT7-1728	4/6/2021	< 1460.14	DRY
OU5B	Pit 7 Complex area in Operable Unit 5	W-PIT7-1728	7/7/2021	< 1460.14	DRY
OU5B	Pit 7 Complex area in Operable Unit 5	W-PIT7-1728	10/11/2021	< 1460.14	DRY
OU5B	Pit 7 Complex area in Operable Unit 5	W-PIT7-1729	1/5/2021	< 1434.84	DRY
OU5B	Pit 7 Complex area in Operable Unit 5	W-PIT7-1729	4/6/2021	< 1434.84	DRY
OU5B	Pit 7 Complex area in Operable Unit 5	W-PIT7-1729	7/7/2021	< 1434.84	DRY
OU5B	Pit 7 Complex area in Operable Unit 5	W-PIT7-1729	10/11/2021	< 1434.84	DRY
OU5B	Pit 7 Complex area in Operable Unit 5	W-PIT7-1837	1/5/2021	NM	No well access for sampling or measurement
OU5B	Pit 7 Complex area in Operable Unit 5	W-PIT7-1837	4/6/2021	NM	No well access for sampling or measurement
OU5B	Pit 7 Complex area in Operable Unit 5	W-PIT7-1837	7/7/2021	NM	No well access for sampling or measurement
OU5B	Pit 7 Complex area in Operable Unit 5	W-PIT7-1837	10/11/2021	NA NM	DRY
OU5B	Pit 7 Complex area in Operable Unit 5	W-PIT7-1838	1/5/2021	NM	No well access for sampling or measurement
OU5B	Pit 7 Complex area in Operable Unit 5	W-PIT7-1838	4/6/2021	NM	No well access for sampling or measurement
OU5B	Pit 7 Complex area in Operable Unit 5	W-PIT7-1838	7/7/2021	NM	No well access for sampling or measurement
OU5B	Pit 7 Complex area in Operable Unit 5	W-PIT7-1838	10/11/2021	NA NM	DRY
OU5B	Pit 7 Complex area in Operable Unit 5	W-PIT7-1860	1/5/2021	1433.26	
OU5B	Pit 7 Complex area in Operable Unit 5	W-PIT7-1860	4/6/2021	1433.20	
OU5B	Pit 7 Complex area in Operable Unit 5	W-PIT7-1860	7/7/2021	1433.06	
OU5B	Pit 7 Complex area in Operable Unit 5	W-PIT7-1860	10/11/2021	1433.04	
OU5B	Pit 7 Complex area in Operable Unit 5	W-PIT7-1861	1/5/2021	1433.28	
OU5B	Pit 7 Complex area in Operable Unit 5	W-PIT7-1861	4/6/2021	1433.15	
OU5B	Pit 7 Complex area in Operable Unit 5	W-PIT7-1861	7/7/2021	1433.09	
OU5B	Pit 7 Complex area in Operable Unit 5	W-PIT7-1861	10/11/2021	1432.99	
OU5B	Pit 7 Complex area in Operable Unit 5	W-PIT7-1903	1/5/2021	< 1296.89	DRY
OU5B	Pit 7 Complex area in Operable Unit 5	W-PIT7-1903	4/6/2021	< 1296.89	DRY
OU5B	Pit 7 Complex area in Operable Unit 5	W-PIT7-1903	4/29/2021	< 1296.83	DRY
OU5B	Pit 7 Complex area in Operable Unit 5	W-PIT7-1903	7/8/2021	< 1296.89	DRY
OU5B	Pit 7 Complex area in Operable Unit 5	W-PIT7-1903	10/11/2021	< 1296.89	DRY
OU5B	Pit 7 Complex area in Operable Unit 5	W-PIT7-1904	1/5/2021	1293.38	
OU5B	Pit 7 Complex area in Operable Unit 5	W-PIT7-1904	4/6/2021	1293.00	
OU5B	Pit 7 Complex area in Operable Unit 5	W-PIT7-1904	4/29/2021	1293.10	Pre-sampling Measurement
OU5B	Pit 7 Complex area in Operable Unit 5	W-PIT7-1904	7/8/2021	1292.56	
OU5B	Pit 7 Complex area in Operable Unit 5	W-PIT7-1904	10/11/2021	1292.76	
OU5B	Pit 7 Complex area in Operable Unit 5	W-PIT7-1905	1/5/2021	1294.08	
OU5B	Pit 7 Complex area in Operable Unit 5	W-PIT7-1905	4/6/2021	< 1294.08	DRY
OU5B	Pit 7 Complex area in Operable Unit 5	W-PIT7-1905	4/29/2021	1293.97	Pre-sampling Measurement
OU5B	Pit 7 Complex area in Operable Unit 5	W-PIT7-1905	7/8/2021	< 1294.08	DRY
OU5B	Pit 7 Complex area in Operable Unit 5	W-PIT7-1905	10/11/2021	< 1294.08	DRY
OU5B	Pit 7 Complex area in Operable Unit 5	W-PIT7-1907	1/5/2021	1294.92	
OU5B	Pit 7 Complex area in Operable Unit 5	W-PIT7-1907	4/6/2021	1294.58	
OU5B	Pit 7 Complex area in Operable Unit 5	W-PIT7-1907	4/29/2021	1294.56	Pre-sampling Measurement
OU5B	Pit 7 Complex area in Operable Unit 5	W-PIT7-1907	7/8/2021	1294.12	
OU5B	Pit 7 Complex area in Operable Unit 5	W-PIT7-1907	10/11/2021	1294.07	
OU5B	Pit 7 Complex area in Operable Unit 5	W-PIT7-1915	1/5/2021	1294.60	
OU5B	Pit 7 Complex area in Operable Unit 5	W-PIT7-1915	4/6/2021	1294.30	
OU5B	Pit 7 Complex area in Operable Unit 5	W-PIT7-1915	4/29/2021	1294.27	Pre-sampling Measurement
OU5B	Pit 7 Complex area in Operable Unit 5	W-PIT7-1915	7/8/2021	1293.80	
OU5B	Pit 7 Complex area in Operable Unit 5	W-PIT7-1915	10/11/2021	1293.78	
OU5B	Pit 7 Complex area in Operable Unit 5	W-PIT7-1916	1/5/2021	1294.33	
OU5B	Pit 7 Complex area in Operable Unit 5	W-PIT7-1916	4/6/2021	< 1294.33	DRY
OU5B	Pit 7 Complex area in Operable Unit 5	W-PIT7-1916	4/29/2021	< 1294.37	DRY
OU5B	Pit 7 Complex area in Operable Unit 5	W-PIT7-1916	7/8/2021	< 1294.33	DRY
OU5B	Pit 7 Complex area in Operable Unit 5	W-PIT7-1916	10/11/2021	< 1294.33	DRY
OU5B	Pit 7 Complex area in Operable Unit 5	W-PIT7-1917	1/5/2021	1293.71	
OU5B	Pit 7 Complex area in Operable Unit 5	W-PIT7-1917	4/6/2021	1293.49	
OU5B	Pit 7 Complex area in Operable Unit 5	W-PIT7-1917	4/29/2021	1293.52	Pre-sampling Measurement
OU5B	Pit 7 Complex area in Operable Unit 5	W-PIT7-1917	7/8/2021	1293.08	
OU5B	Pit 7 Complex area in Operable Unit 5	W-PIT7-1917	10/11/2021	1293.29	
OU5B	Pit 7 Complex area in Operable Unit 5	W-PIT7-1918	1/5/2021	1294.29	
OU5B	Pit 7 Complex area in Operable Unit 5	W-PIT7-1918	4/6/2021	1293.97	
OU5B	Pit 7 Complex area in Operable Unit 5	W-PIT7-1918	4/29/2021	1294.07	Pre-sampling Measurement
OU5B	Pit 7 Complex area in Operable Unit 5	W-PIT7-1918	7/8/2021	1293.43	
OU5B	Pit 7 Complex area in Operable Unit 5	W-PIT7-1918	10/11/2021	1293.48	
OU5B	Pit 7 Complex area in Operable Unit 5	W-PIT7-1918	11/17/2021	< 1293.60	DRY
OU5B	Pit 7 Complex area in Operable Unit 5	W-PIT7-1918	11/23/2021	1293.11	Pre-sampling Measurement
OU5B	Pit 7 Complex area in Operable Unit 5	W-PIT7-1918	12/6/2021	1293.45	Pre-sampling Measurement
OU5B	Pit 7 Complex area in Operable Unit 5	W-PIT7-1919	1/5/2021	1291.20	
OU5B	Pit 7 Complex area in Operable Unit 5	W-PIT7-1919	4/6/2021	< 1291.20	DRY
OU5B	Pit 7 Complex area in Operable Unit 5	W-PIT7-1919	4/29/2021	< 1290.90	DRY
OU5B	Pit 7 Complex area in Operable Unit 5	W-PIT7-1919	7/8/2021	< 1291.20	DRY
OU5B	Pit 7 Complex area in Operable Unit 5	W-PIT7-1919	10/11/2021	< 1291.20	DRY
OU5B	Pit 7 Complex area in Operable Unit 5	W-PIT7-2141	1/11/2021	1164.20	
OU5B	Pit 7 Complex area in Operable Unit 5	W-PIT7-2141	4/7/2021	1164.18	
OU5B	Pit 7 Complex area in Operable Unit 5	W-PIT7-2141	7/8/2021	1164.40	
OU5B	Pit 7 Complex area in Operable Unit 5	W-PIT7-2141	10/11/2021	1164.39	
OU5B	Pit 7 Complex area in Operable Unit 5	W-PIT7-2141	12/9/2021	1163.29	Pre-sampling Measurement
OU5B	Pit 7 Complex area in Operable Unit 5	W-PIT7-2305	1/5/2021	1283.72	
OU5B	Pit 7 Complex area in Operable Unit 5	W-PIT7-2305	4/6/2021	1283.74	
OU5B	Pit 7 Complex area in Operable Unit 5	W-PIT7-2305	7/7/2021	1283.46	
OU5B	Pit 7 Complex area in Operable Unit 5	W-PIT7-2305	10/11/2021	1286.41	
OU5B	Pit 7 Complex area in Operable Unit 5	W-PIT7-2306	1/5/2021	< 1305.38	DRY
OU5B	Pit 7 Complex area in Operable Unit 5	W-PIT7-2306	4/6/2021	< 1305.38	DRY
OU5B	Pit 7 Complex area in Operable Unit 5	W-PIT7-2306	7/7/2021	< 1305.38	DRY
OU5B	Pit 7 Complex area in Operable Unit 5	W-PIT7-2306	10/11/2021	< 1305.38	DRY
OU5B	Pit 7 Complex area in Operable Unit 5	W-PIT7-2307	1/5/2021	1305.60	
OU5B	Pit 7 Complex area in Operable Unit 5	W-PIT7-2307	4/6/2021	1305.05	
OU5B	Pit 7 Complex area in Operable Unit 5	W-PIT7-2307	7/7/2021	1304.56	
OU5B	Pit 7 Complex area in Operable Unit 5	W-PIT7-2307	10/11/2021	1302.14	
OU5B	Pit 7 Complex area in Operable Unit 5	W-PIT7-2309	1/5/2021	1306.76	
OU5B	Pit 7 Complex area in Operable Unit 5	W-PIT7-2309	4/6/2021	1306.38	
OU5B	Pit 7 Complex area in Operable Unit 5	W-PIT7-2309	7/7/2021	< 1306.38	DRY
OU5B	Pit 7 Complex area in Operable Unit 5	W-PIT7-2309	10/11/2021	< 1306.38	DRY

Appendix D Groundwater Elevations Measured During 2021

OU5B	Pit 7 Complex area in Operable Unit 5	W-PIT7-2419	1/5/2021	< 1303.32	DRY
OU5B	Pit 7 Complex area in Operable Unit 5	W-PIT7-2419	4/6/2021	< 1303.32	DRY
OU5B	Pit 7 Complex area in Operable Unit 5	W-PIT7-2419	7/8/2021	< 1303.32	DRY
OU5B	Pit 7 Complex area in Operable Unit 5	W-PIT7-2419	10/12/2021	< 1303.32	DRY
OU5B	Pit 7 Complex area in Operable Unit 5	W-PIT7-2420	1/5/2021	< 1303.32	DRY
OU5B	Pit 7 Complex area in Operable Unit 5	W-PIT7-2420	4/6/2021	< 1303.32	DRY
OU5B	Pit 7 Complex area in Operable Unit 5	W-PIT7-2420	7/8/2021	< 1303.32	DRY
OU5B	Pit 7 Complex area in Operable Unit 5	W-PIT7-2420	10/12/2021	< 1303.32	DRY
OU5B	Pit 7 Complex area in Operable Unit 5	W-PIT7-2703	1/5/2021	1304.20	
OU5B	Pit 7 Complex area in Operable Unit 5	W-PIT7-2703	4/6/2021	1304.22	
OU5B	Pit 7 Complex area in Operable Unit 5	W-PIT7-2703	7/7/2021	1304.20	
OU5B	Pit 7 Complex area in Operable Unit 5	W-PIT7-2703	10/11/2021	1310.64	
OU5B	Pit 7 Complex area in Operable Unit 5	W-PIT7-2704	1/5/2021	1311.27	
OU5B	Pit 7 Complex area in Operable Unit 5	W-PIT7-2704	4/6/2021	1311.12	
OU5B	Pit 7 Complex area in Operable Unit 5	W-PIT7-2704	7/7/2021	1310.92	
OU5B	Pit 7 Complex area in Operable Unit 5	W-PIT7-2704	7/8/2021	1311.00	
OU5B	Pit 7 Complex area in Operable Unit 5	W-PIT7-2704	10/11/2021	1310.62	
OU5B	Pit 7 Complex area in Operable Unit 5	W-PIT7-2705	1/5/2021	1286.41	
OU5B	Pit 7 Complex area in Operable Unit 5	W-PIT7-2705	4/6/2021	1286.36	
OU5B	Pit 7 Complex area in Operable Unit 5	W-PIT7-2705	7/8/2021	1286.33	
OU5B	Pit 7 Complex area in Operable Unit 5	W-PIT7-2705	10/11/2021	1292.18	
OU6	Building 854 Operable Unit	W-854-01	1/13/2021	1118.01	
OU6	Building 854 Operable Unit	W-854-01	4/12/2021	1118.44	
OU6	Building 854 Operable Unit	W-854-01	5/24/2021	1117.82	Pre-sampling Measurement
OU6	Building 854 Operable Unit	W-854-01	7/22/2021	1118.27	
OU6	Building 854 Operable Unit	W-854-01	10/18/2021	1118.32	
OU6	Building 854 Operable Unit	W-854-02	1/13/2021	1188.70	
OU6	Building 854 Operable Unit	W-854-02	4/12/2021	1189.54	
OU6	Building 854 Operable Unit	W-854-02	7/22/2021	1187.20	
OU6	Building 854 Operable Unit	W-854-02	10/18/2021	1185.75	
OU6	Building 854 Operable Unit	W-854-03	1/13/2021	1115.37	
OU6	Building 854 Operable Unit	W-854-03	4/12/2021	1116.00	
OU6	Building 854 Operable Unit	W-854-03	7/22/2021	1115.90	
OU6	Building 854 Operable Unit	W-854-03	10/18/2021	1115.73	
OU6	Building 854 Operable Unit	W-854-04	1/13/2021	954.08	
OU6	Building 854 Operable Unit	W-854-04	4/12/2021	954.31	
OU6	Building 854 Operable Unit	W-854-04	5/24/2021	< 953.63	DRY
OU6	Building 854 Operable Unit	W-854-04	7/22/2021	954.95	
OU6	Building 854 Operable Unit	W-854-04	10/13/2021	955.03	Pre-sampling Measurement
OU6	Building 854 Operable Unit	W-854-04	10/18/2021	955.15	
OU6	Building 854 Operable Unit	W-854-05	1/13/2021	1242.34	
OU6	Building 854 Operable Unit	W-854-05	4/12/2021	1242.27	
OU6	Building 854 Operable Unit	W-854-05	4/21/2021	1242.12	Pre-sampling Measurement
OU6	Building 854 Operable Unit	W-854-05	7/22/2021	1242.29	
OU6	Building 854 Operable Unit	W-854-05	10/18/2021	1242.10	
OU6	Building 854 Operable Unit	W-854-05	11/3/2021	1242.10	Pre-sampling Measurement
OU6	Building 854 Operable Unit	W-854-06	1/13/2021	990.03	
OU6	Building 854 Operable Unit	W-854-06	4/12/2021	990.15	
OU6	Building 854 Operable Unit	W-854-06	5/24/2021	989.83	Pre-sampling Measurement
OU6	Building 854 Operable Unit	W-854-06	7/22/2021	989.77	
OU6	Building 854 Operable Unit	W-854-06	10/13/2021	989.64	Pre-sampling Measurement
OU6	Building 854 Operable Unit	W-854-06	10/18/2021	989.85	
OU6	Building 854 Operable Unit	W-854-07	1/13/2021	990.85	
OU6	Building 854 Operable Unit	W-854-07	4/12/2021	991.02	
OU6	Building 854 Operable Unit	W-854-07	5/24/2021	990.80	Pre-sampling Measurement
OU6	Building 854 Operable Unit	W-854-07	7/22/2021	990.58	
OU6	Building 854 Operable Unit	W-854-07	10/13/2021	990.61	Pre-sampling Measurement
OU6	Building 854 Operable Unit	W-854-07	10/18/2021	990.56	
OU6	Building 854 Operable Unit	W-854-08	1/13/2021	1153.02	
OU6	Building 854 Operable Unit	W-854-08	4/12/2021	1152.90	
OU6	Building 854 Operable Unit	W-854-08	4/21/2021	1152.72	Pre-sampling Measurement
OU6	Building 854 Operable Unit	W-854-08	7/22/2021	1152.60	
OU6	Building 854 Operable Unit	W-854-08	10/18/2021	1152.40	
OU6	Building 854 Operable Unit	W-854-08	11/4/2021	1152.20	Pre-sampling Measurement
OU6	Building 854 Operable Unit	W-854-08	12/7/2021	1152.22	Pre-sampling Measurement
OU6	Building 854 Operable Unit	W-854-09	1/13/2021	1168.57	
OU6	Building 854 Operable Unit	W-854-09	4/12/2021	1168.88	
OU6	Building 854 Operable Unit	W-854-09	7/22/2021	1168.61	
OU6	Building 854 Operable Unit	W-854-09	10/18/2021	1168.51	
OU6	Building 854 Operable Unit	W-854-09	11/29/2021	< 1168.51	DRY
OU6	Building 854 Operable Unit	W-854-10	1/13/2021	1208.07	
OU6	Building 854 Operable Unit	W-854-10	4/12/2021	1208.29	
OU6	Building 854 Operable Unit	W-854-10	4/21/2021	1208.20	Pre-sampling Measurement
OU6	Building 854 Operable Unit	W-854-10	5/27/2021	1207.91	Pre-sampling Measurement
OU6	Building 854 Operable Unit	W-854-10	7/22/2021	1207.63	
OU6	Building 854 Operable Unit	W-854-10	10/18/2021	1207.18	
OU6	Building 854 Operable Unit	W-854-10	11/3/2021	1206.94	Pre-sampling Measurement
OU6	Building 854 Operable Unit	W-854-11	1/13/2021	< 1189.38	DRY
OU6	Building 854 Operable Unit	W-854-11	4/12/2021	< 1189.38	DRY
OU6	Building 854 Operable Unit	W-854-11	7/22/2021	< 1189.38	DRY
OU6	Building 854 Operable Unit	W-854-11	10/18/2021	< 1189.38	DRY
OU6	Building 854 Operable Unit	W-854-12	1/13/2021	1030.24	
OU6	Building 854 Operable Unit	W-854-12	4/12/2021	1030.16	
OU6	Building 854 Operable Unit	W-854-12	7/22/2021	1029.81	
OU6	Building 854 Operable Unit	W-854-12	10/18/2021	1029.94	
OU6	Building 854 Operable Unit	W-854-13	1/13/2021	1149.63	
OU6	Building 854 Operable Unit	W-854-13	4/12/2021	1149.59	
OU6	Building 854 Operable Unit	W-854-13	4/21/2021	< 1149.48	DRY
OU6	Building 854 Operable Unit	W-854-13	7/22/2021	1149.27	
OU6	Building 854 Operable Unit	W-854-13	10/18/2021	1149.13	
OU6	Building 854 Operable Unit	W-854-13	11/29/2021	1149.01	Pre-sampling Measurement
OU6	Building 854 Operable Unit	W-854-14	1/13/2021	949.16	

Appendix D Groundwater Elevations Measured During 2021

OU6	Building 854 Operable Unit	W-854-14	4/12/2021	949.46	
OU6	Building 854 Operable Unit	W-854-14	4/19/2021	949.02	Pre-sampling Measurement
OU6	Building 854 Operable Unit	W-854-14	7/22/2021	949.59	
OU6	Building 854 Operable Unit	W-854-14	10/18/2021	949.15	
OU6	Building 854 Operable Unit	W-854-14	11/4/2021	948.70	Pre-sampling Measurement
OU6	Building 854 Operable Unit	W-854-15	1/13/2021	1055.73	
OU6	Building 854 Operable Unit	W-854-15	4/12/2021	1055.78	
OU6	Building 854 Operable Unit	W-854-15	4/13/2021	1055.64	Pre-sampling Measurement
OU6	Building 854 Operable Unit	W-854-15	7/22/2021	1055.70	
OU6	Building 854 Operable Unit	W-854-15	10/18/2021	1055.29	
OU6	Building 854 Operable Unit	W-854-15	11/4/2021	1055.47	Pre-sampling Measurement
OU6	Building 854 Operable Unit	W-854-17	1/13/2021	1192.32	
OU6	Building 854 Operable Unit	W-854-17	4/12/2021	1192.48	
OU6	Building 854 Operable Unit	W-854-17	4/22/2021	1192.23	Pre-sampling Measurement
OU6	Building 854 Operable Unit	W-854-17	7/22/2021	1192.19	
OU6	Building 854 Operable Unit	W-854-17	10/18/2021	1192.16	
OU6	Building 854 Operable Unit	W-854-1701	1/13/2021	1011.21	
OU6	Building 854 Operable Unit	W-854-1701	4/12/2021	1012.29	
OU6	Building 854 Operable Unit	W-854-1701	5/24/2021	1010.99	Pre-sampling Measurement
OU6	Building 854 Operable Unit	W-854-1701	7/22/2021	1012.16	
OU6	Building 854 Operable Unit	W-854-1701	10/13/2021	1012.12	Pre-sampling Measurement
OU6	Building 854 Operable Unit	W-854-1701	10/18/2021	1011.95	
OU6	Building 854 Operable Unit	W-854-1706	1/13/2021	814.66	
OU6	Building 854 Operable Unit	W-854-1706	4/12/2021	814.44	
OU6	Building 854 Operable Unit	W-854-1706	7/22/2021	814.10	
OU6	Building 854 Operable Unit	W-854-1706	10/18/2021	814.67	
OU6	Building 854 Operable Unit	W-854-1706	11/29/2021	< 815.05	DRY
OU6	Building 854 Operable Unit	W-854-1707	1/13/2021	798.55	
OU6	Building 854 Operable Unit	W-854-1707	4/12/2021	798.34	
OU6	Building 854 Operable Unit	W-854-1707	5/27/2021	799.23	Pre-sampling Measurement
OU6	Building 854 Operable Unit	W-854-1707	7/22/2021	798.22	
OU6	Building 854 Operable Unit	W-854-1707	10/18/2021	798.41	
OU6	Building 854 Operable Unit	W-854-1707	11/29/2021	798.39	Pre-sampling Measurement
OU6	Building 854 Operable Unit	W-854-1731	1/13/2021	950.35	
OU6	Building 854 Operable Unit	W-854-1731	4/12/2021	950.60	
OU6	Building 854 Operable Unit	W-854-1731	4/19/2021	950.47	Pre-sampling Measurement
OU6	Building 854 Operable Unit	W-854-1731	7/22/2021	950.66	
OU6	Building 854 Operable Unit	W-854-1731	10/18/2021	950.69	
OU6	Building 854 Operable Unit	W-854-1731	11/8/2021	950.56	Pre-sampling Measurement
OU6	Building 854 Operable Unit	W-854-1822	1/13/2021	1039.10	
OU6	Building 854 Operable Unit	W-854-1822	4/12/2021	1039.22	
OU6	Building 854 Operable Unit	W-854-1822	4/15/2021	1039.14	Pre-sampling Measurement
OU6	Building 854 Operable Unit	W-854-1822	7/22/2021	1039.24	
OU6	Building 854 Operable Unit	W-854-1822	10/13/2021	1039.19	Pre-sampling Measurement
OU6	Building 854 Operable Unit	W-854-1822	10/18/2021	1038.83	
OU6	Building 854 Operable Unit	W-854-1823	1/13/2021	1097.16	
OU6	Building 854 Operable Unit	W-854-1823	4/12/2021	1097.06	
OU6	Building 854 Operable Unit	W-854-1823	4/13/2021	1096.94	Pre-sampling Measurement
OU6	Building 854 Operable Unit	W-854-1823	7/22/2021	1096.76	
OU6	Building 854 Operable Unit	W-854-1823	10/18/2021	1096.46	
OU6	Building 854 Operable Unit	W-854-1823	11/9/2021	1096.46	Pre-sampling Measurement
OU6	Building 854 Operable Unit	W-854-1834	1/13/2021	1211.16	
OU6	Building 854 Operable Unit	W-854-1834	4/12/2021	1210.06	
OU6	Building 854 Operable Unit	W-854-1834	7/22/2021	1210.61	
OU6	Building 854 Operable Unit	W-854-1834	10/18/2021	1211.01	
OU6	Building 854 Operable Unit	W-854-1835	1/13/2021	< 1210.02	DRY
OU6	Building 854 Operable Unit	W-854-1835	4/12/2021	< 1210.02	DRY
OU6	Building 854 Operable Unit	W-854-1835	7/22/2021	< 1210.02	DRY
OU6	Building 854 Operable Unit	W-854-1835	10/18/2021	< 1210.02	DRY
OU6	Building 854 Operable Unit	W-854-18A	1/13/2021	1194.33	
OU6	Building 854 Operable Unit	W-854-18A	4/12/2021	1194.68	
OU6	Building 854 Operable Unit	W-854-18A	4/19/2021	1195.32	Pre-sampling Measurement
OU6	Building 854 Operable Unit	W-854-18A	7/22/2021	1193.17	
OU6	Building 854 Operable Unit	W-854-18A	10/18/2021	1192.96	
OU6	Building 854 Operable Unit	W-854-18A	11/8/2021	1192.85	Pre-sampling Measurement
OU6	Building 854 Operable Unit	W-854-19	1/13/2021	< 1028.85	DRY
OU6	Building 854 Operable Unit	W-854-19	4/12/2021	1028.85	
OU6	Building 854 Operable Unit	W-854-19	7/22/2021	< 1028.85	DRY
OU6	Building 854 Operable Unit	W-854-19	10/18/2021	< 1028.85	DRY
OU6	Building 854 Operable Unit	W-854-1902	1/13/2021	< 1039.38	DRY
OU6	Building 854 Operable Unit	W-854-1902	4/12/2021	< 1039.38	DRY
OU6	Building 854 Operable Unit	W-854-1902	7/22/2021	< 1039.38	DRY
OU6	Building 854 Operable Unit	W-854-1902	10/18/2021	< 1039.38	DRY
OU6	Building 854 Operable Unit	W-854-2115	1/13/2021	991.19	
OU6	Building 854 Operable Unit	W-854-2115	4/12/2021	991.16	
OU6	Building 854 Operable Unit	W-854-2115	5/24/2021	991.10	Pre-sampling Measurement
OU6	Building 854 Operable Unit	W-854-2115	7/22/2021	990.90	
OU6	Building 854 Operable Unit	W-854-2115	10/13/2021	990.83	Pre-sampling Measurement
OU6	Building 854 Operable Unit	W-854-2115	10/18/2021	990.70	
OU6	Building 854 Operable Unit	W-854-2139	1/13/2021	991.10	
OU6	Building 854 Operable Unit	W-854-2139	4/12/2021	991.16	
OU6	Building 854 Operable Unit	W-854-2139	7/22/2021	991.08	
OU6	Building 854 Operable Unit	W-854-2139	10/18/2021	991.50	
OU6	Building 854 Operable Unit	W-854-2218	1/13/2021	1184.32	
OU6	Building 854 Operable Unit	W-854-2218	4/12/2021	1186.40	
OU6	Building 854 Operable Unit	W-854-2218	7/22/2021	1175.74	
OU6	Building 854 Operable Unit	W-854-2218	10/18/2021	1175.08	
OU6	Building 854 Operable Unit	W-854-2611	1/13/2021	1188.73	
OU6	Building 854 Operable Unit	W-854-2611	4/12/2021	1189.68	
OU6	Building 854 Operable Unit	W-854-2611	4/15/2021	1189.27	Pre-sampling Measurement
OU6	Building 854 Operable Unit	W-854-2611	7/22/2021	1187.32	
OU6	Building 854 Operable Unit	W-854-2611	10/18/2021	1185.76	

Appendix D Groundwater Elevations Measured During 2021

OU6	Building 854 Operable Unit	W-854-2611	11/3/2021	1185.52	Pre-sampling Measurement
OU6	Building 854 Operable Unit	W-854-3405	4/12/2021	1116.85	
OU6	Building 854 Operable Unit	W-854-3405	4/15/2021	1117.08	Pre-sampling Measurement
OU6	Building 854 Operable Unit	W-854-3405	7/22/2021	1116.85	
OU6	Building 854 Operable Unit	W-854-3405	9/28/2021	1116.65	Pre-sampling Measurement
OU6	Building 854 Operable Unit	W-854-3405	10/13/2021	1116.60	Pre-sampling Measurement
OU6	Building 854 Operable Unit	W-854-3405	10/18/2021	1116.46	
OU6	Building 854 Operable Unit	W-854-45	1/13/2021	914.25	
OU6	Building 854 Operable Unit	W-854-45	4/12/2021	914.65	
OU6	Building 854 Operable Unit	W-854-45	4/19/2021	914.39	Pre-sampling Measurement
OU6	Building 854 Operable Unit	W-854-45	7/22/2021	914.45	
OU6	Building 854 Operable Unit	W-854-45	10/20/2021	914.29	
OU6	Building 854 Operable Unit	W-854-45	11/3/2021	914.19	Pre-sampling Measurement
OU7	Building 832 Canyon Operable Unit	SPRING3	3/9/2021	556.43	Pre-sampling Measurement
OU7	Building 832 Canyon Operable Unit	SPRING3	8/31/2021	553.61	Pre-sampling Measurement
OU7	Building 832 Canyon Operable Unit	SVI-830-031	1/20/2021	671.65	
OU7	Building 832 Canyon Operable Unit	SVI-830-031	4/22/2021	669.92	
OU7	Building 832 Canyon Operable Unit	SVI-830-031	7/29/2021	668.29	
OU7	Building 832 Canyon Operable Unit	SVI-830-031	10/25/2021	669.28	
OU7	Building 832 Canyon Operable Unit	SVI-830-032	1/20/2021	661.33	
OU7	Building 832 Canyon Operable Unit	SVI-830-032	4/22/2021	< 661.33	DRY
OU7	Building 832 Canyon Operable Unit	SVI-830-032	7/29/2021	662.68	
OU7	Building 832 Canyon Operable Unit	SVI-830-032	10/25/2021	659.50	
OU7	Building 832 Canyon Operable Unit	SVI-830-033	1/20/2021	668.38	
OU7	Building 832 Canyon Operable Unit	SVI-830-033	4/22/2021	668.23	
OU7	Building 832 Canyon Operable Unit	SVI-830-033	7/29/2021	669.21	
OU7	Building 832 Canyon Operable Unit	SVI-830-033	10/25/2021	668.35	
OU7	Building 832 Canyon Operable Unit	SVI-830-035	1/20/2021	671.16	
OU7	Building 832 Canyon Operable Unit	SVI-830-035	3/9/2021	671.23	Pre-sampling Measurement
OU7	Building 832 Canyon Operable Unit	SVI-830-035	4/22/2021	669.78	
OU7	Building 832 Canyon Operable Unit	SVI-830-035	7/29/2021	668.85	
OU7	Building 832 Canyon Operable Unit	SVI-830-035	10/25/2021	669.06	
OU7	Building 832 Canyon Operable Unit	W-830-04A	1/20/2021	577.28	
OU7	Building 832 Canyon Operable Unit	W-830-04A	2/25/2021	577.50	Pre-sampling Measurement
OU7	Building 832 Canyon Operable Unit	W-830-04A	4/22/2021	576.83	
OU7	Building 832 Canyon Operable Unit	W-830-04A	7/29/2021	574.72	
OU7	Building 832 Canyon Operable Unit	W-830-04A	10/25/2021	574.20	
OU7	Building 832 Canyon Operable Unit	W-830-05	1/21/2021	558.30	
OU7	Building 832 Canyon Operable Unit	W-830-05	2/25/2021	558.37	Pre-sampling Measurement
OU7	Building 832 Canyon Operable Unit	W-830-05	4/22/2021	558.09	
OU7	Building 832 Canyon Operable Unit	W-830-05	7/29/2021	556.72	
OU7	Building 832 Canyon Operable Unit	W-830-05	10/25/2021	557.41	
OU7	Building 832 Canyon Operable Unit	W-830-07	1/20/2021	< 624.02	DRY
OU7	Building 832 Canyon Operable Unit	W-830-07	6/1/2021	< 624.02	DRY
OU7	Building 832 Canyon Operable Unit	W-830-07	8/11/2021	< 624.02	DRY
OU7	Building 832 Canyon Operable Unit	W-830-07	10/25/2021	< 624.02	DRY
OU7	Building 832 Canyon Operable Unit	W-830-09	1/20/2021	576.75	
OU7	Building 832 Canyon Operable Unit	W-830-09	2/25/2021	577.45	Pre-sampling Measurement
OU7	Building 832 Canyon Operable Unit	W-830-09	4/22/2021	578.37	
OU7	Building 832 Canyon Operable Unit	W-830-09	7/29/2021	575.32	
OU7	Building 832 Canyon Operable Unit	W-830-09	8/31/2021	576.16	Pre-sampling Measurement
OU7	Building 832 Canyon Operable Unit	W-830-09	10/25/2021	575.26	
OU7	Building 832 Canyon Operable Unit	W-830-10	1/20/2021	576.69	
OU7	Building 832 Canyon Operable Unit	W-830-10	2/25/2021	< 576.95	DRY
OU7	Building 832 Canyon Operable Unit	W-830-10	4/22/2021	576.20	
OU7	Building 832 Canyon Operable Unit	W-830-10	7/29/2021	574.22	
OU7	Building 832 Canyon Operable Unit	W-830-10	10/25/2021	590.22	
OU7	Building 832 Canyon Operable Unit	W-830-11	1/20/2021	561.41	
OU7	Building 832 Canyon Operable Unit	W-830-11	2/23/2021	561.57	Pre-sampling Measurement
OU7	Building 832 Canyon Operable Unit	W-830-11	4/22/2021	560.60	
OU7	Building 832 Canyon Operable Unit	W-830-11	7/29/2021	558.86	
OU7	Building 832 Canyon Operable Unit	W-830-11	10/25/2021	559.40	
OU7	Building 832 Canyon Operable Unit	W-830-12	1/20/2021	609.99	
OU7	Building 832 Canyon Operable Unit	W-830-12	2/25/2021	609.88	Pre-sampling Measurement
OU7	Building 832 Canyon Operable Unit	W-830-12	4/19/2021	612.32	
OU7	Building 832 Canyon Operable Unit	W-830-12	4/22/2021	610.52	
OU7	Building 832 Canyon Operable Unit	W-830-12	5/12/2021	610.54	Pre-sampling Measurement
OU7	Building 832 Canyon Operable Unit	W-830-12	7/29/2021	610.41	
OU7	Building 832 Canyon Operable Unit	W-830-12	8/30/2021	610.82	Pre-sampling Measurement
OU7	Building 832 Canyon Operable Unit	W-830-12	10/25/2021	611.39	
OU7	Building 832 Canyon Operable Unit	W-830-12	10/26/2021	610.92	Pre-sampling Measurement
OU7	Building 832 Canyon Operable Unit	W-830-13	1/21/2021	535.06	
OU7	Building 832 Canyon Operable Unit	W-830-13	2/25/2021	536.22	Pre-sampling Measurement
OU7	Building 832 Canyon Operable Unit	W-830-13	4/22/2021	535.77	
OU7	Building 832 Canyon Operable Unit	W-830-13	7/29/2021	531.98	
OU7	Building 832 Canyon Operable Unit	W-830-13	9/20/2021	531.06	Pre-sampling Measurement
OU7	Building 832 Canyon Operable Unit	W-830-13	10/25/2021	530.90	
OU7	Building 832 Canyon Operable Unit	W-830-14	1/21/2021	542.06	
OU7	Building 832 Canyon Operable Unit	W-830-14	2/25/2021	542.26	Pre-sampling Measurement
OU7	Building 832 Canyon Operable Unit	W-830-14	4/22/2021	542.42	
OU7	Building 832 Canyon Operable Unit	W-830-14	7/29/2021	542.40	
OU7	Building 832 Canyon Operable Unit	W-830-14	8/31/2021	542.61	Pre-sampling Measurement
OU7	Building 832 Canyon Operable Unit	W-830-14	10/25/2021	542.50	
OU7	Building 832 Canyon Operable Unit	W-830-15	1/21/2021	560.60	
OU7	Building 832 Canyon Operable Unit	W-830-15	2/24/2021	560.39	Pre-sampling Measurement
OU7	Building 832 Canyon Operable Unit	W-830-15	4/12/2021	561.82	Pre-sampling Measurement
OU7	Building 832 Canyon Operable Unit	W-830-15	4/22/2021	560.91	
OU7	Building 832 Canyon Operable Unit	W-830-15	7/29/2021	561.99	
OU7	Building 832 Canyon Operable Unit	W-830-15	8/31/2021	562.65	Pre-sampling Measurement
OU7	Building 832 Canyon Operable Unit	W-830-15	10/25/2021	562.69	
OU7	Building 832 Canyon Operable Unit	W-830-15	10/26/2021	562.65	Pre-sampling Measurement
OU7	Building 832 Canyon Operable Unit	W-830-16	1/21/2021	575.77	

Appendix D Groundwater Elevations Measured During 2021

OU7	Building 832 Canyon Operable Unit	W-830-16	3/3/2021	576.08	Pre-sampling Measurement
OU7	Building 832 Canyon Operable Unit	W-830-16	4/13/2021	575.80	
OU7	Building 832 Canyon Operable Unit	W-830-16	8/3/2021	573.63	
OU7	Building 832 Canyon Operable Unit	W-830-16	10/19/2021	573.48	
OU7	Building 832 Canyon Operable Unit	W-830-17	1/21/2021	565.67	
OU7	Building 832 Canyon Operable Unit	W-830-17	2/23/2021	565.59	Pre-sampling Measurement
OU7	Building 832 Canyon Operable Unit	W-830-17	4/13/2021	565.73	
OU7	Building 832 Canyon Operable Unit	W-830-17	8/3/2021	565.69	
OU7	Building 832 Canyon Operable Unit	W-830-17	9/22/2021	565.52	Pre-sampling Measurement
OU7	Building 832 Canyon Operable Unit	W-830-17	10/19/2021	565.89	
OU7	Building 832 Canyon Operable Unit	W-830-1730	1/28/2021	516.32	
OU7	Building 832 Canyon Operable Unit	W-830-1730	3/2/2021	516.56	Pre-sampling Measurement
OU7	Building 832 Canyon Operable Unit	W-830-1730	5/12/2021	516.33	Pre-sampling Measurement
OU7	Building 832 Canyon Operable Unit	W-830-1730	6/2/2021	516.14	
OU7	Building 832 Canyon Operable Unit	W-830-1730	8/9/2021	515.96	
OU7	Building 832 Canyon Operable Unit	W-830-1730	8/31/2021	516.09	Pre-sampling Measurement
OU7	Building 832 Canyon Operable Unit	W-830-1730	10/13/2021	515.77	
OU7	Building 832 Canyon Operable Unit	W-830-1730	10/26/2021	516.17	Pre-sampling Measurement
OU7	Building 832 Canyon Operable Unit	W-830-18	1/20/2021	575.54	
OU7	Building 832 Canyon Operable Unit	W-830-18	3/2/2021	576.85	Pre-sampling Measurement
OU7	Building 832 Canyon Operable Unit	W-830-18	4/19/2021	577.99	
OU7	Building 832 Canyon Operable Unit	W-830-18	4/22/2021	575.95	
OU7	Building 832 Canyon Operable Unit	W-830-18	7/29/2021	572.48	
OU7	Building 832 Canyon Operable Unit	W-830-18	9/22/2021	572.29	Pre-sampling Measurement
OU7	Building 832 Canyon Operable Unit	W-830-18	10/25/2021	572.89	
OU7	Building 832 Canyon Operable Unit	W-830-1807	1/20/2021	671.59	
OU7	Building 832 Canyon Operable Unit	W-830-1807	4/22/2021	663.75	
OU7	Building 832 Canyon Operable Unit	W-830-1807	7/29/2021	666.87	
OU7	Building 832 Canyon Operable Unit	W-830-1807	10/25/2021	662.27	
OU7	Building 832 Canyon Operable Unit	W-830-1829	1/20/2021	606.84	
OU7	Building 832 Canyon Operable Unit	W-830-1829	3/2/2021	607.39	Pre-sampling Measurement
OU7	Building 832 Canyon Operable Unit	W-830-1829	4/21/2021	607.48	
OU7	Building 832 Canyon Operable Unit	W-830-1829	7/29/2021	606.58	
OU7	Building 832 Canyon Operable Unit	W-830-1829	10/25/2021	606.82	
OU7	Building 832 Canyon Operable Unit	W-830-1830	1/20/2021	606.03	
OU7	Building 832 Canyon Operable Unit	W-830-1830	2/25/2021	605.93	Pre-sampling Measurement
OU7	Building 832 Canyon Operable Unit	W-830-1830	4/21/2021	606.09	
OU7	Building 832 Canyon Operable Unit	W-830-1830	7/29/2021	605.83	
OU7	Building 832 Canyon Operable Unit	W-830-1830	9/15/2021	605.69	Pre-sampling Measurement
OU7	Building 832 Canyon Operable Unit	W-830-1830	10/25/2021	605.46	
OU7	Building 832 Canyon Operable Unit	W-830-1831	1/21/2021	577.33	
OU7	Building 832 Canyon Operable Unit	W-830-1831	3/1/2021	577.51	Pre-sampling Measurement
OU7	Building 832 Canyon Operable Unit	W-830-1831	4/13/2021	577.48	
OU7	Building 832 Canyon Operable Unit	W-830-1831	8/3/2021	574.79	
OU7	Building 832 Canyon Operable Unit	W-830-1831	9/1/2021	574.60	Pre-sampling Measurement
OU7	Building 832 Canyon Operable Unit	W-830-1831	10/19/2021	574.41	
OU7	Building 832 Canyon Operable Unit	W-830-1832	1/21/2021	576.77	
OU7	Building 832 Canyon Operable Unit	W-830-1832	3/1/2021	577.69	Pre-sampling Measurement
OU7	Building 832 Canyon Operable Unit	W-830-1832	4/13/2021	577.65	
OU7	Building 832 Canyon Operable Unit	W-830-1832	8/3/2021	573.65	
OU7	Building 832 Canyon Operable Unit	W-830-1832	9/1/2021	573.07	Pre-sampling Measurement
OU7	Building 832 Canyon Operable Unit	W-830-1832	10/19/2021	573.53	
OU7	Building 832 Canyon Operable Unit	W-830-19	1/20/2021	615.96	
OU7	Building 832 Canyon Operable Unit	W-830-19	4/21/2021	615.83	
OU7	Building 832 Canyon Operable Unit	W-830-19	7/29/2021	615.68	
OU7	Building 832 Canyon Operable Unit	W-830-19	10/25/2021	613.64	
OU7	Building 832 Canyon Operable Unit	W-830-20	1/20/2021	572.03	
OU7	Building 832 Canyon Operable Unit	W-830-20	3/2/2021	572.81	Pre-sampling Measurement
OU7	Building 832 Canyon Operable Unit	W-830-20	4/22/2021	572.69	
OU7	Building 832 Canyon Operable Unit	W-830-20	7/29/2021	570.42	
OU7	Building 832 Canyon Operable Unit	W-830-20	9/1/2021	570.19	Pre-sampling Measurement
OU7	Building 832 Canyon Operable Unit	W-830-20	10/25/2021	570.72	
OU7	Building 832 Canyon Operable Unit	W-830-21	1/20/2021	585.92	
OU7	Building 832 Canyon Operable Unit	W-830-21	2/25/2021	586.12	Pre-sampling Measurement
OU7	Building 832 Canyon Operable Unit	W-830-21	4/22/2021	586.46	
OU7	Building 832 Canyon Operable Unit	W-830-21	8/11/2021	585.47	
OU7	Building 832 Canyon Operable Unit	W-830-21	10/25/2021	585.24	
OU7	Building 832 Canyon Operable Unit	W-830-22	1/20/2021	603.74	
OU7	Building 832 Canyon Operable Unit	W-830-22	2/23/2021	603.65	Pre-sampling Measurement
OU7	Building 832 Canyon Operable Unit	W-830-22	4/21/2021	604.24	
OU7	Building 832 Canyon Operable Unit	W-830-22	7/29/2021	603.58	
OU7	Building 832 Canyon Operable Unit	W-830-22	10/25/2021	603.12	
OU7	Building 832 Canyon Operable Unit	W-830-2213	1/20/2021	584.59	
OU7	Building 832 Canyon Operable Unit	W-830-2213	3/1/2021	586.92	Pre-sampling Measurement
OU7	Building 832 Canyon Operable Unit	W-830-2213	4/22/2021	586.92	
OU7	Building 832 Canyon Operable Unit	W-830-2213	7/29/2021	< 586.92	DRY
OU7	Building 832 Canyon Operable Unit	W-830-2213	10/25/2021	< 586.92	DRY
OU7	Building 832 Canyon Operable Unit	W-830-2214	1/20/2021	584.25	
OU7	Building 832 Canyon Operable Unit	W-830-2214	4/22/2021	581.04	
OU7	Building 832 Canyon Operable Unit	W-830-2214	7/29/2021	573.55	
OU7	Building 832 Canyon Operable Unit	W-830-2214	10/25/2021	573.74	
OU7	Building 832 Canyon Operable Unit	W-830-2215	1/20/2021	575.98	
OU7	Building 832 Canyon Operable Unit	W-830-2215	4/22/2021	572.69	
OU7	Building 832 Canyon Operable Unit	W-830-2215	7/29/2021	573.02	
OU7	Building 832 Canyon Operable Unit	W-830-2215	8/9/2021	569.66	
OU7	Building 832 Canyon Operable Unit	W-830-2215	10/25/2021	573.40	
OU7	Building 832 Canyon Operable Unit	W-830-2216	1/21/2021	534.88	
OU7	Building 832 Canyon Operable Unit	W-830-2216	4/22/2021	535.68	
OU7	Building 832 Canyon Operable Unit	W-830-2216	7/29/2021	529.12	
OU7	Building 832 Canyon Operable Unit	W-830-2216	10/19/2021	528.22	
OU7	Building 832 Canyon Operable Unit	W-830-2311	1/20/2021	577.22	
OU7	Building 832 Canyon Operable Unit	W-830-2311	3/2/2021	577.49	Pre-sampling Measurement

Appendix D Groundwater Elevations Measured During 2021

OU7	Building 832 Canyon Operable Unit	W-830-2311	4/22/2021	576.75	
OU7	Building 832 Canyon Operable Unit	W-830-2311	7/29/2021	574.52	
OU7	Building 832 Canyon Operable Unit	W-830-2311	9/16/2021	574.39	Pre-sampling Measurement
OU7	Building 832 Canyon Operable Unit	W-830-2311	9/16/2021	574.39	Pre-sampling Measurement
OU7	Building 832 Canyon Operable Unit	W-830-2311	10/25/2021	574.75	
OU7	Building 832 Canyon Operable Unit	W-830-25	1/20/2021	< 595.94	DRY
OU7	Building 832 Canyon Operable Unit	W-830-25	3/4/2021	< 595.90	DRY
OU7	Building 832 Canyon Operable Unit	W-830-25	4/21/2021	< 595.94	DRY
OU7	Building 832 Canyon Operable Unit	W-830-25	7/29/2021	< 595.94	DRY
OU7	Building 832 Canyon Operable Unit	W-830-25	10/25/2021	< 595.94	DRY
OU7	Building 832 Canyon Operable Unit	W-830-26	1/20/2021	581.84	
OU7	Building 832 Canyon Operable Unit	W-830-26	2/23/2021	582.45	Pre-sampling Measurement
OU7	Building 832 Canyon Operable Unit	W-830-26	4/21/2021	583.08	
OU7	Building 832 Canyon Operable Unit	W-830-26	7/29/2021	582.26	
OU7	Building 832 Canyon Operable Unit	W-830-26	10/25/2021	581.32	
OU7	Building 832 Canyon Operable Unit	W-830-27	1/20/2021	587.01	
OU7	Building 832 Canyon Operable Unit	W-830-27	3/4/2021	589.60	Pre-sampling Measurement
OU7	Building 832 Canyon Operable Unit	W-830-27	4/1/2021	590.65	
OU7	Building 832 Canyon Operable Unit	W-830-27	4/21/2021	589.90	
OU7	Building 832 Canyon Operable Unit	W-830-27	7/29/2021	583.52	
OU7	Building 832 Canyon Operable Unit	W-830-27	10/25/2021	583.52	
OU7	Building 832 Canyon Operable Unit	W-830-2701	1/20/2021	577.10	
OU7	Building 832 Canyon Operable Unit	W-830-2701	4/1/2021	577.40	
OU7	Building 832 Canyon Operable Unit	W-830-2701	4/22/2021	569.45	
OU7	Building 832 Canyon Operable Unit	W-830-2701	7/29/2021	574.65	
OU7	Building 832 Canyon Operable Unit	W-830-2701	10/25/2021	569.58	
OU7	Building 832 Canyon Operable Unit	W-830-28	1/20/2021	575.58	
OU7	Building 832 Canyon Operable Unit	W-830-28	3/9/2021	575.50	Pre-sampling Measurement
OU7	Building 832 Canyon Operable Unit	W-830-28	4/21/2021	577.24	
OU7	Building 832 Canyon Operable Unit	W-830-28	7/29/2021	572.49	
OU7	Building 832 Canyon Operable Unit	W-830-28	9/22/2021	572.39	Pre-sampling Measurement
OU7	Building 832 Canyon Operable Unit	W-830-28	10/25/2021	572.96	
OU7	Building 832 Canyon Operable Unit	W-830-2806	1/21/2021	577.72	
OU7	Building 832 Canyon Operable Unit	W-830-2806	3/3/2021	577.99	Pre-sampling Measurement
OU7	Building 832 Canyon Operable Unit	W-830-2806	4/13/2021	577.92	
OU7	Building 832 Canyon Operable Unit	W-830-2806	5/20/2021	576.54	Pre-sampling Measurement
OU7	Building 832 Canyon Operable Unit	W-830-2806	8/3/2021	575.25	
OU7	Building 832 Canyon Operable Unit	W-830-2806	9/1/2021	575.11	Pre-sampling Measurement
OU7	Building 832 Canyon Operable Unit	W-830-2806	10/19/2021	575.10	
OU7	Building 832 Canyon Operable Unit	W-830-2806	11/1/2021	575.10	Pre-sampling Measurement
OU7	Building 832 Canyon Operable Unit	W-830-29	1/20/2021	595.99	
OU7	Building 832 Canyon Operable Unit	W-830-29	3/2/2021	595.80	Pre-sampling Measurement
OU7	Building 832 Canyon Operable Unit	W-830-29	4/21/2021	596.55	
OU7	Building 832 Canyon Operable Unit	W-830-29	7/29/2021	596.06	
OU7	Building 832 Canyon Operable Unit	W-830-29	9/1/2021	595.71	Pre-sampling Measurement
OU7	Building 832 Canyon Operable Unit	W-830-29	10/25/2021	597.70	
OU7	Building 832 Canyon Operable Unit	W-830-30	1/20/2021	672.52	
OU7	Building 832 Canyon Operable Unit	W-830-30	3/2/2021	674.59	Pre-sampling Measurement
OU7	Building 832 Canyon Operable Unit	W-830-30	4/22/2021	672.83	
OU7	Building 832 Canyon Operable Unit	W-830-30	7/29/2021	672.12	
OU7	Building 832 Canyon Operable Unit	W-830-30	10/25/2021	672.81	
OU7	Building 832 Canyon Operable Unit	W-830-3101	4/21/2021	608.58	
OU7	Building 832 Canyon Operable Unit	W-830-3101	7/28/2021	608.45	
OU7	Building 832 Canyon Operable Unit	W-830-3101	10/21/2021	608.91	
OU7	Building 832 Canyon Operable Unit	W-830-3102	1/20/2021	576.88	
OU7	Building 832 Canyon Operable Unit	W-830-3102	3/2/2021	578.04	Pre-sampling Measurement
OU7	Building 832 Canyon Operable Unit	W-830-3102	4/22/2021	578.70	
OU7	Building 832 Canyon Operable Unit	W-830-3102	7/29/2021	575.69	
OU7	Building 832 Canyon Operable Unit	W-830-3102	10/25/2021	575.60	
OU7	Building 832 Canyon Operable Unit	W-830-34	1/20/2021	674.02	
OU7	Building 832 Canyon Operable Unit	W-830-34	3/1/2021	673.75	Pre-sampling Measurement
OU7	Building 832 Canyon Operable Unit	W-830-34	4/19/2021	673.14	
OU7	Building 832 Canyon Operable Unit	W-830-34	4/22/2021	672.55	
OU7	Building 832 Canyon Operable Unit	W-830-34	7/29/2021	672.02	
OU7	Building 832 Canyon Operable Unit	W-830-34	9/22/2021	668.85	Pre-sampling Measurement
OU7	Building 832 Canyon Operable Unit	W-830-34	10/25/2021	672.51	
OU7	Building 832 Canyon Operable Unit	W-830-3409	1/21/2021	532.48	
OU7	Building 832 Canyon Operable Unit	W-830-3409	2/24/2021	532.98	Pre-sampling Measurement
OU7	Building 832 Canyon Operable Unit	W-830-3409	4/22/2021	532.58	
OU7	Building 832 Canyon Operable Unit	W-830-3409	7/29/2021	530.71	
OU7	Building 832 Canyon Operable Unit	W-830-3409	10/18/2021	529.88	
OU7	Building 832 Canyon Operable Unit	W-830-3410	1/21/2021	559.61	
OU7	Building 832 Canyon Operable Unit	W-830-3410	2/24/2021	560.59	Pre-sampling Measurement
OU7	Building 832 Canyon Operable Unit	W-830-3410	4/22/2021	561.25	
OU7	Building 832 Canyon Operable Unit	W-830-3410	7/29/2021	561.20	
OU7	Building 832 Canyon Operable Unit	W-830-3410	10/18/2021	561.78	
OU7	Building 832 Canyon Operable Unit	W-830-3503	3/4/2021	515.60	Pre-sampling Measurement
OU7	Building 832 Canyon Operable Unit	W-830-3503	5/12/2021	515.63	Pre-sampling Measurement
OU7	Building 832 Canyon Operable Unit	W-830-3503	6/2/2021	515.57	
OU7	Building 832 Canyon Operable Unit	W-830-3503	8/9/2021	515.45	
OU7	Building 832 Canyon Operable Unit	W-830-3503	9/2/2021	515.40	Pre-sampling Measurement
OU7	Building 832 Canyon Operable Unit	W-830-3503	10/13/2021	515.42	
OU7	Building 832 Canyon Operable Unit	W-830-49	1/20/2021	631.04	
OU7	Building 832 Canyon Operable Unit	W-830-49	4/19/2021	631.35	
OU7	Building 832 Canyon Operable Unit	W-830-49	4/21/2021	627.71	
OU7	Building 832 Canyon Operable Unit	W-830-49	7/29/2021	627.06	
OU7	Building 832 Canyon Operable Unit	W-830-49	10/25/2021	627.38	
OU7	Building 832 Canyon Operable Unit	W-830-50	1/20/2021	577.17	
OU7	Building 832 Canyon Operable Unit	W-830-50	2/25/2021	577.32	Pre-sampling Measurement
OU7	Building 832 Canyon Operable Unit	W-830-50	4/22/2021	576.74	
OU7	Building 832 Canyon Operable Unit	W-830-50	7/29/2021	574.59	
OU7	Building 832 Canyon Operable Unit	W-830-50	10/25/2021	574.64	

Appendix D Groundwater Elevations Measured During 2021

OU7	Building 832 Canyon Operable Unit	W-830-51	1/21/2021	NM	No well access for sampling or measurement
OU7	Building 832 Canyon Operable Unit	W-830-51	4/22/2021	NM	No well access for sampling or measurement
OU7	Building 832 Canyon Operable Unit	W-830-51	7/29/2021	NM	No access to well location
OU7	Building 832 Canyon Operable Unit	W-830-51	10/12/2021	567.00	
OU7	Building 832 Canyon Operable Unit	W-830-51	10/28/2021	567.50	
OU7	Building 832 Canyon Operable Unit	W-830-52	1/21/2021	NM	No well access for sampling or measurement
OU7	Building 832 Canyon Operable Unit	W-830-52	4/22/2021	NM	No well access for sampling or measurement
OU7	Building 832 Canyon Operable Unit	W-830-52	7/29/2021	NM	No well access for sampling or measurement
OU7	Building 832 Canyon Operable Unit	W-830-52	10/25/2021	571.30	
OU7	Building 832 Canyon Operable Unit	W-830-52	10/28/2021	570.66	
OU7	Building 832 Canyon Operable Unit	W-830-53	1/21/2021	NM	No well access for sampling or measurement
OU7	Building 832 Canyon Operable Unit	W-830-53	4/22/2021	NM	No well access for sampling or measurement
OU7	Building 832 Canyon Operable Unit	W-830-53	8/3/2021	NM	No access to well location
OU7	Building 832 Canyon Operable Unit	W-830-53	10/19/2021	574.67	
OU7	Building 832 Canyon Operable Unit	W-830-53	10/28/2021	574.33	
OU7	Building 832 Canyon Operable Unit	W-830-54	1/21/2021	545.75	
OU7	Building 832 Canyon Operable Unit	W-830-54	2/25/2021	546.26	Pre-sampling Measurement
OU7	Building 832 Canyon Operable Unit	W-830-54	4/22/2021	546.43	
OU7	Building 832 Canyon Operable Unit	W-830-54	8/3/2021	545.34	
OU7	Building 832 Canyon Operable Unit	W-830-54	10/19/2021	544.76	
OU7	Building 832 Canyon Operable Unit	W-830-55	1/21/2021	576.01	
OU7	Building 832 Canyon Operable Unit	W-830-55	3/3/2021	576.19	Pre-sampling Measurement
OU7	Building 832 Canyon Operable Unit	W-830-55	4/22/2021	576.39	
OU7	Building 832 Canyon Operable Unit	W-830-55	8/3/2021	573.83	
OU7	Building 832 Canyon Operable Unit	W-830-55	9/1/2021	573.75	Pre-sampling Measurement
OU7	Building 832 Canyon Operable Unit	W-830-55	10/19/2021	573.25	
OU7	Building 832 Canyon Operable Unit	W-830-56	1/21/2021	543.34	
OU7	Building 832 Canyon Operable Unit	W-830-56	2/25/2021	543.37	Pre-sampling Measurement
OU7	Building 832 Canyon Operable Unit	W-830-56	4/22/2021	543.58	
OU7	Building 832 Canyon Operable Unit	W-830-56	7/29/2021	543.49	
OU7	Building 832 Canyon Operable Unit	W-830-56	9/22/2021	543.48	Pre-sampling Measurement
OU7	Building 832 Canyon Operable Unit	W-830-56	10/25/2021	543.09	
OU7	Building 832 Canyon Operable Unit	W-830-57	1/20/2021	575.34	
OU7	Building 832 Canyon Operable Unit	W-830-57	4/19/2021	577.06	
OU7	Building 832 Canyon Operable Unit	W-830-57	4/21/2021	576.94	
OU7	Building 832 Canyon Operable Unit	W-830-57	7/29/2021	572.43	
OU7	Building 832 Canyon Operable Unit	W-830-57	10/25/2021	569.75	
OU7	Building 832 Canyon Operable Unit	W-830-58	1/20/2021	607.22	
OU7	Building 832 Canyon Operable Unit	W-830-58	3/4/2021	607.48	Pre-sampling Measurement
OU7	Building 832 Canyon Operable Unit	W-830-58	4/21/2021	607.68	
OU7	Building 832 Canyon Operable Unit	W-830-58	7/29/2021	606.55	
OU7	Building 832 Canyon Operable Unit	W-830-58	9/22/2021	606.15	Pre-sampling Measurement
OU7	Building 832 Canyon Operable Unit	W-830-58	10/25/2021	606.35	
OU7	Building 832 Canyon Operable Unit	W-830-59	1/20/2021	611.67	
OU7	Building 832 Canyon Operable Unit	W-830-59	4/21/2021	611.46	
OU7	Building 832 Canyon Operable Unit	W-830-59	7/29/2021	611.45	
OU7	Building 832 Canyon Operable Unit	W-830-59	10/25/2021	609.24	
OU7	Building 832 Canyon Operable Unit	W-830-60	1/20/2021	575.66	
OU7	Building 832 Canyon Operable Unit	W-830-60	4/1/2021	577.44	
OU7	Building 832 Canyon Operable Unit	W-830-60	4/1/2021	577.49	
OU7	Building 832 Canyon Operable Unit	W-830-60	4/22/2021	574.20	
OU7	Building 832 Canyon Operable Unit	W-830-60	7/29/2021	572.77	
OU7	Building 832 Canyon Operable Unit	W-830-60	8/9/2021	571.09	
OU7	Building 832 Canyon Operable Unit	W-830-60	10/25/2021	571.07	
OU7	Building 832 Canyon Operable Unit	W-831-01	1/19/2021	640.24	
OU7	Building 832 Canyon Operable Unit	W-831-01	3/3/2021	640.44	Pre-sampling Measurement
OU7	Building 832 Canyon Operable Unit	W-831-01	4/21/2021	640.36	
OU7	Building 832 Canyon Operable Unit	W-831-01	7/28/2021	639.84	
OU7	Building 832 Canyon Operable Unit	W-831-01	10/25/2021	640.06	
OU7	Building 832 Canyon Operable Unit	W-832-01	1/20/2021	674.06	
OU7	Building 832 Canyon Operable Unit	W-832-01	4/21/2021	677.14	
OU7	Building 832 Canyon Operable Unit	W-832-01	7/28/2021	675.33	
OU7	Building 832 Canyon Operable Unit	W-832-01	10/25/2021	668.55	
OU7	Building 832 Canyon Operable Unit	W-832-05	1/19/2021	685.34	
OU7	Building 832 Canyon Operable Unit	W-832-05	4/19/2021	689.07	
OU7	Building 832 Canyon Operable Unit	W-832-05	4/21/2021	688.58	
OU7	Building 832 Canyon Operable Unit	W-832-05	7/28/2021	686.64	
OU7	Building 832 Canyon Operable Unit	W-832-05	10/25/2021	685.32	
OU7	Building 832 Canyon Operable Unit	W-832-06	1/19/2021	681.84	
OU7	Building 832 Canyon Operable Unit	W-832-06	2/23/2021	682.35	Pre-sampling Measurement
OU7	Building 832 Canyon Operable Unit	W-832-06	4/21/2021	683.11	
OU7	Building 832 Canyon Operable Unit	W-832-06	7/28/2021	682.11	
OU7	Building 832 Canyon Operable Unit	W-832-06	10/25/2021	681.85	
OU7	Building 832 Canyon Operable Unit	W-832-09	1/20/2021	634.10	
OU7	Building 832 Canyon Operable Unit	W-832-09	3/3/2021	634.48	Pre-sampling Measurement
OU7	Building 832 Canyon Operable Unit	W-832-09	4/19/2021	636.08	
OU7	Building 832 Canyon Operable Unit	W-832-09	4/21/2021	634.18	
OU7	Building 832 Canyon Operable Unit	W-832-09	7/28/2021	633.92	
OU7	Building 832 Canyon Operable Unit	W-832-09	9/2/2021	633.90	Pre-sampling Measurement
OU7	Building 832 Canyon Operable Unit	W-832-09	10/25/2021	634.20	
OU7	Building 832 Canyon Operable Unit	W-832-10	1/20/2021	653.86	
OU7	Building 832 Canyon Operable Unit	W-832-10	4/21/2021	655.39	
OU7	Building 832 Canyon Operable Unit	W-832-10	7/28/2021	654.83	
OU7	Building 832 Canyon Operable Unit	W-832-10	10/25/2021	650.22	
OU7	Building 832 Canyon Operable Unit	W-832-11	1/20/2021	666.44	
OU7	Building 832 Canyon Operable Unit	W-832-11	3/2/2021	667.00	Pre-sampling Measurement
OU7	Building 832 Canyon Operable Unit	W-832-11	4/21/2021	668.18	
OU7	Building 832 Canyon Operable Unit	W-832-11	7/28/2021	667.32	
OU7	Building 832 Canyon Operable Unit	W-832-11	10/25/2021	665.68	
OU7	Building 832 Canyon Operable Unit	W-832-12	1/19/2021	699.83	
OU7	Building 832 Canyon Operable Unit	W-832-12	4/21/2021	703.79	
OU7	Building 832 Canyon Operable Unit	W-832-12	7/28/2021	701.03	

Appendix D Groundwater Elevations Measured During 2021

OU7	Building 832 Canyon Operable Unit	W-832-12	10/25/2021	704.67	
OU7	Building 832 Canyon Operable Unit	W-832-13	1/19/2021	701.04	
OU7	Building 832 Canyon Operable Unit	W-832-13	2/23/2021	705.90	Pre-sampling Measurement
OU7	Building 832 Canyon Operable Unit	W-832-13	3/30/2021	700.98	Pre-sampling Measurement
OU7	Building 832 Canyon Operable Unit	W-832-13	4/21/2021	704.43	
OU7	Building 832 Canyon Operable Unit	W-832-13	7/28/2021	701.82	
OU7	Building 832 Canyon Operable Unit	W-832-13	10/25/2021	700.25	
OU7	Building 832 Canyon Operable Unit	W-832-14	1/19/2021	695.73	
OU7	Building 832 Canyon Operable Unit	W-832-14	2/23/2021	698.73	Pre-sampling Measurement
OU7	Building 832 Canyon Operable Unit	W-832-14	3/30/2021	695.67	Pre-sampling Measurement
OU7	Building 832 Canyon Operable Unit	W-832-14	4/21/2021	698.46	
OU7	Building 832 Canyon Operable Unit	W-832-14	7/28/2021	695.99	
OU7	Building 832 Canyon Operable Unit	W-832-14	10/25/2021	695.67	
OU7	Building 832 Canyon Operable Unit	W-832-15	1/19/2021	699.81	
OU7	Building 832 Canyon Operable Unit	W-832-15	4/21/2021	703.30	
OU7	Building 832 Canyon Operable Unit	W-832-15	7/28/2021	700.91	
OU7	Building 832 Canyon Operable Unit	W-832-15	10/25/2021	698.48	
OU7	Building 832 Canyon Operable Unit	W-832-16	1/19/2021	< 703.04	DRY
OU7	Building 832 Canyon Operable Unit	W-832-16	2/23/2021	704.04	Pre-sampling Measurement
OU7	Building 832 Canyon Operable Unit	W-832-16	3/30/2021	703.24	Pre-sampling Measurement
OU7	Building 832 Canyon Operable Unit	W-832-16	4/21/2021	< 703.04	DRY
OU7	Building 832 Canyon Operable Unit	W-832-16	7/28/2021	702.94	
OU7	Building 832 Canyon Operable Unit	W-832-16	10/25/2021	702.93	
OU7	Building 832 Canyon Operable Unit	W-832-17	1/19/2021	< 703.20	DRY
OU7	Building 832 Canyon Operable Unit	W-832-17	2/23/2021	< 703.60	DRY
OU7	Building 832 Canyon Operable Unit	W-832-17	4/21/2021	704.56	
OU7	Building 832 Canyon Operable Unit	W-832-17	7/28/2021	< 704.56	DRY
OU7	Building 832 Canyon Operable Unit	W-832-17	10/25/2021	< 704.56	DRY
OU7	Building 832 Canyon Operable Unit	W-832-18	1/19/2021	< 696.40	DRY
OU7	Building 832 Canyon Operable Unit	W-832-18	2/24/2021	696.39	Pre-sampling Measurement
OU7	Building 832 Canyon Operable Unit	W-832-18	4/21/2021	697.29	
OU7	Building 832 Canyon Operable Unit	W-832-18	7/28/2021	< 697.29	DRY
OU7	Building 832 Canyon Operable Unit	W-832-18	10/25/2021	< 697.28	DRY
OU7	Building 832 Canyon Operable Unit	W-832-19	1/19/2021	< 696.64	DRY
OU7	Building 832 Canyon Operable Unit	W-832-19	3/2/2021	698.64	Pre-sampling Measurement
OU7	Building 832 Canyon Operable Unit	W-832-19	4/21/2021	697.72	
OU7	Building 832 Canyon Operable Unit	W-832-19	7/28/2021	695.69	
OU7	Building 832 Canyon Operable Unit	W-832-19	10/25/2021	< 695.69	DRY
OU7	Building 832 Canyon Operable Unit	W-832-1927	1/21/2021	591.91	
OU7	Building 832 Canyon Operable Unit	W-832-1927	3/2/2021	591.89	Pre-sampling Measurement
OU7	Building 832 Canyon Operable Unit	W-832-1927	4/13/2021	591.96	
OU7	Building 832 Canyon Operable Unit	W-832-1927	8/3/2021	590.83	
OU7	Building 832 Canyon Operable Unit	W-832-1927	9/7/2021	591.65	Pre-sampling Measurement
OU7	Building 832 Canyon Operable Unit	W-832-1927	10/19/2021	591.50	
OU7	Building 832 Canyon Operable Unit	W-832-20	1/19/2021	697.43	
OU7	Building 832 Canyon Operable Unit	W-832-20	2/24/2021	697.02	Pre-sampling Measurement
OU7	Building 832 Canyon Operable Unit	W-832-20	3/30/2021	697.38	Pre-sampling Measurement
OU7	Building 832 Canyon Operable Unit	W-832-20	4/21/2021	697.95	
OU7	Building 832 Canyon Operable Unit	W-832-20	7/28/2021	< 697.95	DRY
OU7	Building 832 Canyon Operable Unit	W-832-20	10/25/2021	< 697.95	DRY
OU7	Building 832 Canyon Operable Unit	W-832-21	1/19/2021	< 710.86	DRY
OU7	Building 832 Canyon Operable Unit	W-832-21	4/21/2021	< 710.86	DRY
OU7	Building 832 Canyon Operable Unit	W-832-21	7/28/2021	< 710.86	DRY
OU7	Building 832 Canyon Operable Unit	W-832-21	10/25/2021	< 710.86	DRY
OU7	Building 832 Canyon Operable Unit	W-832-2112	1/21/2021	585.65	
OU7	Building 832 Canyon Operable Unit	W-832-2112	4/13/2021	586.79	
OU7	Building 832 Canyon Operable Unit	W-832-2112	8/3/2021	585.39	
OU7	Building 832 Canyon Operable Unit	W-832-2112	9/8/2021	586.19	Pre-sampling Measurement
OU7	Building 832 Canyon Operable Unit	W-832-2112	9/14/2021	586.25	Pre-sampling Measurement
OU7	Building 832 Canyon Operable Unit	W-832-2112	10/18/2021	585.64	
OU7	Building 832 Canyon Operable Unit	W-832-2112	11/1/2021	585.50	Pre-sampling Measurement
OU7	Building 832 Canyon Operable Unit	W-832-22	1/19/2021	664.57	
OU7	Building 832 Canyon Operable Unit	W-832-22	2/25/2021	< 664.76	DRY
OU7	Building 832 Canyon Operable Unit	W-832-22	4/21/2021	664.66	
OU7	Building 832 Canyon Operable Unit	W-832-22	7/28/2021	664.57	
OU7	Building 832 Canyon Operable Unit	W-832-22	10/25/2021	664.29	
OU7	Building 832 Canyon Operable Unit	W-832-23	1/19/2021	687.45	
OU7	Building 832 Canyon Operable Unit	W-832-23	2/25/2021	690.11	Pre-sampling Measurement
OU7	Building 832 Canyon Operable Unit	W-832-23	4/21/2021	690.26	
OU7	Building 832 Canyon Operable Unit	W-832-23	7/28/2021	688.20	
OU7	Building 832 Canyon Operable Unit	W-832-23	9/28/2021	687.95	Pre-sampling Measurement
OU7	Building 832 Canyon Operable Unit	W-832-23	10/25/2021	< 688.20	DRY
OU7	Building 832 Canyon Operable Unit	W-832-24	1/20/2021	623.10	
OU7	Building 832 Canyon Operable Unit	W-832-24	2/25/2021	622.99	Pre-sampling Measurement
OU7	Building 832 Canyon Operable Unit	W-832-24	4/21/2021	623.37	
OU7	Building 832 Canyon Operable Unit	W-832-24	7/29/2021	623.08	
OU7	Building 832 Canyon Operable Unit	W-832-24	9/28/2021	572.42	Pre-sampling Measurement
OU7	Building 832 Canyon Operable Unit	W-832-24	10/25/2021	621.99	
OU7	Building 832 Canyon Operable Unit	W-832-25	1/20/2021	632.91	
OU7	Building 832 Canyon Operable Unit	W-832-25	4/21/2021	632.49	
OU7	Building 832 Canyon Operable Unit	W-832-25	7/28/2021	632.25	
OU7	Building 832 Canyon Operable Unit	W-832-25	10/25/2021	626.48	
OU7	Building 832 Canyon Operable Unit	W-832-2906	1/20/2021	576.29	
OU7	Building 832 Canyon Operable Unit	W-832-2906	3/3/2021	577.67	Pre-sampling Measurement
OU7	Building 832 Canyon Operable Unit	W-832-2906	4/21/2021	577.00	
OU7	Building 832 Canyon Operable Unit	W-832-2906	5/12/2021	576.97	Pre-sampling Measurement
OU7	Building 832 Canyon Operable Unit	W-832-2906	7/29/2021	574.44	
OU7	Building 832 Canyon Operable Unit	W-832-2906	10/25/2021	574.20	
OU7	Building 832 Canyon Operable Unit	W-832-2906	10/27/2021	< 573.84	DRY
OU7	Building 832 Canyon Operable Unit	W-832-2906	11/1/2021	574.09	Pre-sampling Measurement
OU7	Building 832 Canyon Operable Unit	W-832-3017	1/20/2021	< 571.33	DRY
OU7	Building 832 Canyon Operable Unit	W-832-3017	2/24/2021	572.97	Pre-sampling Measurement

Appendix D Groundwater Elevations Measured During 2021

OU7	Building 832 Canyon Operable Unit	W-832-3017	4/22/2021	< 571.33	DRY
OU7	Building 832 Canyon Operable Unit	W-832-3017	7/29/2021	< 571.33	DRY
OU7	Building 832 Canyon Operable Unit	W-832-3017	10/25/2021	571.33	
OU7	Building 832 Canyon Operable Unit	W-832-3019	1/19/2021	687.91	
OU7	Building 832 Canyon Operable Unit	W-832-3019	4/21/2021	690.32	
OU7	Building 832 Canyon Operable Unit	W-832-3019	7/28/2021	688.27	
OU7	Building 832 Canyon Operable Unit	W-832-3019	10/25/2021	680.99	
OU7	Building 832 Canyon Operable Unit	W-832-3020	1/20/2021	667.23	
OU7	Building 832 Canyon Operable Unit	W-832-3020	4/19/2021	672.95	
OU7	Building 832 Canyon Operable Unit	W-832-3020	4/21/2021	669.09	
OU7	Building 832 Canyon Operable Unit	W-832-3020	7/28/2021	668.26	
OU7	Building 832 Canyon Operable Unit	W-832-3020	10/25/2021	654.83	
OU7	Building 832 Canyon Operable Unit	W-832-3103	1/21/2021	579.42	
OU7	Building 832 Canyon Operable Unit	W-832-3103	3/4/2021	580.10	Pre-sampling Measurement
OU7	Building 832 Canyon Operable Unit	W-832-3103	4/13/2021	580.21	
OU7	Building 832 Canyon Operable Unit	W-832-3103	8/3/2021	578.52	
OU7	Building 832 Canyon Operable Unit	W-832-3103	9/7/2021	578.92	Pre-sampling Measurement
OU7	Building 832 Canyon Operable Unit	W-832-3103	10/19/2021	578.47	
OU7	Building 832 Canyon Operable Unit	W-832-3209	1/19/2021	684.78	
OU7	Building 832 Canyon Operable Unit	W-832-3209	3/4/2021	687.29	Pre-sampling Measurement
OU7	Building 832 Canyon Operable Unit	W-832-3209	5/3/2021	687.33	Pre-sampling Measurement
OU7	Building 832 Canyon Operable Unit	W-832-3209	7/28/2021	686.00	
OU7	Building 832 Canyon Operable Unit	W-832-3209	9/7/2021	685.97	Pre-sampling Measurement
OU7	Building 832 Canyon Operable Unit	W-832-3209	9/14/2021	685.81	Pre-sampling Measurement
OU7	Building 832 Canyon Operable Unit	W-832-3209	10/27/2021	685.01	Pre-sampling Measurement
OU7	Building 832 Canyon Operable Unit	W-832-3210	1/19/2021	686.60	
OU7	Building 832 Canyon Operable Unit	W-832-3210	3/4/2021	688.46	Pre-sampling Measurement
OU7	Building 832 Canyon Operable Unit	W-832-3210	5/3/2021	688.48	Pre-sampling Measurement
OU7	Building 832 Canyon Operable Unit	W-832-3210	7/28/2021	687.18	
OU7	Building 832 Canyon Operable Unit	W-832-3210	9/9/2021	687.02	Pre-sampling Measurement
OU7	Building 832 Canyon Operable Unit	W-832-3210	10/27/2021	686.35	Pre-sampling Measurement
OU7	Building 832 Canyon Operable Unit	W-832-3303	4/21/2021	689.03	
OU7	Building 832 Canyon Operable Unit	W-832-3303	5/3/2021	688.82	Pre-sampling Measurement
OU7	Building 832 Canyon Operable Unit	W-832-3303	7/28/2021	687.36	
OU7	Building 832 Canyon Operable Unit	W-832-3303	9/9/2021	687.03	Pre-sampling Measurement
OU7	Building 832 Canyon Operable Unit	W-832-3303	10/25/2021	686.26	
OU7	Building 832 Canyon Operable Unit	W-832-3303	10/27/2021	686.33	Pre-sampling Measurement
OU7	Building 832 Canyon Operable Unit	W-832-3304	1/21/2021	591.61	
OU7	Building 832 Canyon Operable Unit	W-832-3304	3/4/2021	591.78	Pre-sampling Measurement
OU7	Building 832 Canyon Operable Unit	W-832-3304	4/13/2021	591.74	
OU7	Building 832 Canyon Operable Unit	W-832-3304	5/4/2021	591.73	Pre-sampling Measurement
OU7	Building 832 Canyon Operable Unit	W-832-3304	8/3/2021	589.78	
OU7	Building 832 Canyon Operable Unit	W-832-3304	9/7/2021	590.64	Pre-sampling Measurement
OU7	Building 832 Canyon Operable Unit	W-832-3304	9/14/2021	590.72	Pre-sampling Measurement
OU7	Building 832 Canyon Operable Unit	W-832-3304	10/5/2021	590.75	Pre-sampling Measurement
OU7	Building 832 Canyon Operable Unit	W-832-3304	10/19/2021	590.62	
OU7	Building 832 Canyon Operable Unit	W-832-3310	1/19/2021	679.46	
OU7	Building 832 Canyon Operable Unit	W-832-3310	3/2/2021	680.40	Pre-sampling Measurement
OU7	Building 832 Canyon Operable Unit	W-832-3310	4/21/2021	681.16	
OU7	Building 832 Canyon Operable Unit	W-832-3310	5/3/2021	680.98	Pre-sampling Measurement
OU7	Building 832 Canyon Operable Unit	W-832-3310	7/28/2021	680.09	
OU7	Building 832 Canyon Operable Unit	W-832-3310	9/7/2021	679.93	Pre-sampling Measurement
OU7	Building 832 Canyon Operable Unit	W-832-3310	9/14/2021	679.91	Pre-sampling Measurement
OU7	Building 832 Canyon Operable Unit	W-832-3310	10/5/2021	679.66	Pre-sampling Measurement
OU7	Building 832 Canyon Operable Unit	W-832-3310	10/25/2021	678.98	
OU7	Building 832 Canyon Operable Unit	W-832-SC1	1/20/2021	< 577.70	DRY
OU7	Building 832 Canyon Operable Unit	W-832-SC1	4/22/2021	< 577.70	DRY
OU7	Building 832 Canyon Operable Unit	W-832-SC1	7/29/2021	< 577.70	DRY
OU7	Building 832 Canyon Operable Unit	W-832-SC1	10/25/2021	< 577.70	DRY
OU7	Building 832 Canyon Operable Unit	W-832-SC2	1/20/2021	< 571.08	DRY
OU7	Building 832 Canyon Operable Unit	W-832-SC2	4/22/2021	< 571.08	DRY
OU7	Building 832 Canyon Operable Unit	W-832-SC2	7/29/2021	< 571.08	DRY
OU7	Building 832 Canyon Operable Unit	W-832-SC2	10/25/2021	< 571.08	DRY
OU7	Building 832 Canyon Operable Unit	W-832-SC3	1/21/2021	557.71	
OU7	Building 832 Canyon Operable Unit	W-832-SC3	3/9/2021	557.67	Pre-sampling Measurement
OU7	Building 832 Canyon Operable Unit	W-832-SC3	4/22/2021	557.56	
OU7	Building 832 Canyon Operable Unit	W-832-SC3	7/29/2021	< 557.56	DRY
OU7	Building 832 Canyon Operable Unit	W-832-SC3	10/25/2021	< 557.56	DRY
OU7	Building 832 Canyon Operable Unit	W-832-SC4	1/21/2021	528.67	
OU7	Building 832 Canyon Operable Unit	W-832-SC4	3/9/2021	528.60	Pre-sampling Measurement
OU7	Building 832 Canyon Operable Unit	W-832-SC4	4/19/2021	530.62	
OU7	Building 832 Canyon Operable Unit	W-832-SC4	4/22/2021	< 528.67	DRY
OU7	Building 832 Canyon Operable Unit	W-832-SC4	7/29/2021	< 528.67	DRY
OU7	Building 832 Canyon Operable Unit	W-832-SC4	10/19/2021	< 528.67	DRY
OU7	Building 832 Canyon Operable Unit	W-870-01	1/28/2021	< 505.51	DRY
OU7	Building 832 Canyon Operable Unit	W-870-01	4/27/2021	< 505.51	DRY
OU7	Building 832 Canyon Operable Unit	W-870-01	8/9/2021	< 505.51	DRY
OU7	Building 832 Canyon Operable Unit	W-870-01	10/20/2021	< 505.51	DRY
OU7	Building 832 Canyon Operable Unit	W-870-02	1/28/2021	505.86	
OU7	Building 832 Canyon Operable Unit	W-870-02	4/27/2021	NM	No access to well location
OU7	Building 832 Canyon Operable Unit	W-870-02	8/9/2021	505.49	
OU7	Building 832 Canyon Operable Unit	W-870-02	9/15/2021	505.30	Pre-sampling Measurement
OU7	Building 832 Canyon Operable Unit	W-870-02	10/12/2021	505.34	
OU7	Building 832 Canyon Operable Unit	W-880-01	1/28/2021	507.98	
OU7	Building 832 Canyon Operable Unit	W-880-01	3/4/2021	508.17	Pre-sampling Measurement
OU7	Building 832 Canyon Operable Unit	W-880-01	4/27/2021	508.57	
OU7	Building 832 Canyon Operable Unit	W-880-01	5/20/2021	508.17	Pre-sampling Measurement
OU7	Building 832 Canyon Operable Unit	W-880-01	8/9/2021	507.31	
OU7	Building 832 Canyon Operable Unit	W-880-01	9/14/2021	507.33	Pre-sampling Measurement
OU7	Building 832 Canyon Operable Unit	W-880-01	10/20/2021	507.23	
OU7	Building 832 Canyon Operable Unit	W-880-01	10/26/2021	507.68	Pre-sampling Measurement
OU7	Building 832 Canyon Operable Unit	W-880-02	1/28/2021	506.53	

Appendix D Groundwater Elevations Measured During 2021

OU7	Building 832 Canyon Operable Unit	W-880-02	3/4/2021	506.85	Pre-sampling Measurement
OU7	Building 832 Canyon Operable Unit	W-880-02	4/27/2021	506.78	
OU7	Building 832 Canyon Operable Unit	W-880-02	5/20/2021	506.75	Pre-sampling Measurement
OU7	Building 832 Canyon Operable Unit	W-880-02	8/9/2021	506.27	
OU7	Building 832 Canyon Operable Unit	W-880-02	9/14/2021	< 506.67	DRY
OU7	Building 832 Canyon Operable Unit	W-880-02	10/20/2021	505.78	
OU7	Building 832 Canyon Operable Unit	W-880-02	10/26/2021	< 505.85	DRY
OU7	Building 832 Canyon Operable Unit	W-880-03	1/28/2021	542.31	ARTESIAN
OU7	Building 832 Canyon Operable Unit	W-880-03	3/4/2021	539.59	Pre-sampling Measurement
OU7	Building 832 Canyon Operable Unit	W-880-03	4/27/2021	542.06	ARTESIAN
OU7	Building 832 Canyon Operable Unit	W-880-03	5/20/2021	541.43	Pre-sampling Measurement
OU7	Building 832 Canyon Operable Unit	W-880-03	8/9/2021	539.08	ARTESIAN
OU7	Building 832 Canyon Operable Unit	W-880-03	10/20/2021	NM	No well access for sampling or measurement
OU7	Building 832 Canyon Operable Unit	W-880-03	10/28/2021	542.13	ARTESIAN
OU8A	Building 851 Firing Table	W-851-05	1/11/2021	1135.13	
OU8A	Building 851 Firing Table	W-851-05	4/12/2021	1135.42	
OU8A	Building 851 Firing Table	W-851-05	5/18/2021	1135.29	Pre-sampling Measurement
OU8A	Building 851 Firing Table	W-851-05	7/21/2021	1135.35	
OU8A	Building 851 Firing Table	W-851-05	10/12/2021	1135.31	
OU8A	Building 851 Firing Table	W-851-05	12/21/2021	1135.07	Pre-sampling Measurement
OU8A	Building 851 Firing Table	W-851-06	1/11/2021	1135.06	
OU8A	Building 851 Firing Table	W-851-06	4/12/2021	1135.36	
OU8A	Building 851 Firing Table	W-851-06	5/18/2021	1135.33	Pre-sampling Measurement
OU8A	Building 851 Firing Table	W-851-06	7/21/2021	1135.46	
OU8A	Building 851 Firing Table	W-851-06	10/12/2021	1135.20	
OU8A	Building 851 Firing Table	W-851-06	11/30/2021	1134.96	Pre-sampling Measurement
OU8A	Building 851 Firing Table	W-851-07	1/11/2021	1134.96	
OU8A	Building 851 Firing Table	W-851-07	4/12/2021	1135.14	
OU8A	Building 851 Firing Table	W-851-07	5/18/2021	1135.09	Pre-sampling Measurement
OU8A	Building 851 Firing Table	W-851-07	7/21/2021	1135.15	
OU8A	Building 851 Firing Table	W-851-07	10/12/2021	1135.06	
OU8A	Building 851 Firing Table	W-851-07	11/30/2021	1134.79	Pre-sampling Measurement
OU8A	Building 851 Firing Table	W-851-08	1/11/2021	1091.61	
OU8A	Building 851 Firing Table	W-851-08	4/12/2021	1092.00	
OU8A	Building 851 Firing Table	W-851-08	5/18/2021	1091.96	Pre-sampling Measurement
OU8A	Building 851 Firing Table	W-851-08	7/21/2021	1091.89	
OU8A	Building 851 Firing Table	W-851-08	10/12/2021	1091.67	
OU8A	Building 851 Firing Table	W-851-08	10/27/2021	1091.38	Pre-sampling Measurement
OU8B	Building 845 Firing Table and Pit 9 Landfill	K9-01	1/12/2021	995.93	
OU8B	Building 845 Firing Table and Pit 9 Landfill	K9-01	4/13/2021	996.11	
OU8B	Building 845 Firing Table and Pit 9 Landfill	K9-01	5/10/2021	996.10	Pre-sampling Measurement
OU8B	Building 845 Firing Table and Pit 9 Landfill	K9-01	7/20/2021	995.97	
OU8B	Building 845 Firing Table and Pit 9 Landfill	K9-01	10/18/2021	995.87	
OU8B	Building 845 Firing Table and Pit 9 Landfill	K9-02	1/12/2021	1005.09	
OU8B	Building 845 Firing Table and Pit 9 Landfill	K9-02	4/13/2021	1005.59	
OU8B	Building 845 Firing Table and Pit 9 Landfill	K9-02	5/10/2021	1005.51	Pre-sampling Measurement
OU8B	Building 845 Firing Table and Pit 9 Landfill	K9-02	7/20/2021	1005.30	
OU8B	Building 845 Firing Table and Pit 9 Landfill	K9-02	10/18/2021	1005.29	
OU8B	Building 845 Firing Table and Pit 9 Landfill	K9-03	1/12/2021	995.81	
OU8B	Building 845 Firing Table and Pit 9 Landfill	K9-03	4/13/2021	996.06	
OU8B	Building 845 Firing Table and Pit 9 Landfill	K9-03	5/10/2021	996.01	Pre-sampling Measurement
OU8B	Building 845 Firing Table and Pit 9 Landfill	K9-03	7/20/2021	995.77	
OU8B	Building 845 Firing Table and Pit 9 Landfill	K9-03	10/27/2021	995.22	
OU8B	Building 845 Firing Table and Pit 9 Landfill	K9-04	1/12/2021	993.65	
OU8B	Building 845 Firing Table and Pit 9 Landfill	K9-04	4/13/2021	993.48	
OU8B	Building 845 Firing Table and Pit 9 Landfill	K9-04	5/10/2021	993.44	Pre-sampling Measurement
OU8B	Building 845 Firing Table and Pit 9 Landfill	K9-04	7/20/2021	992.62	
OU8B	Building 845 Firing Table and Pit 9 Landfill	K9-04	10/18/2021	993.81	
OU8B	Building 845 Firing Table and Pit 9 Landfill	W-PIT9-3204	10/18/2021	1001.25	
OU8B	Building 845 Firing Table and Pit 9 Landfill	W-PIT9-3205	10/18/2021	996.36	
OU8B	Building 845 Firing Table and Pit 9 Landfill	W-PIT9-3206	10/18/2021	1006.47	
OU8C	Building 833	W-833-03	1/13/2021	< 812.48	DRY
OU8C	Building 833	W-833-03	4/20/2021	< 812.48	DRY
OU8C	Building 833	W-833-03	7/28/2021	< 812.48	DRY
OU8C	Building 833	W-833-03	10/21/2021	< 812.48	DRY
OU8C	Building 833	W-833-12	1/13/2021	< 827.12	DRY
OU8C	Building 833	W-833-12	4/20/2021	< 827.12	DRY
OU8C	Building 833	W-833-12	7/28/2021	< 827.12	DRY
OU8C	Building 833	W-833-12	10/21/2021	< 827.12	DRY
OU8C	Building 833	W-833-18	1/13/2021	< 811.43	DRY
OU8C	Building 833	W-833-18	4/20/2021	< 811.56	DRY
OU8C	Building 833	W-833-18	7/28/2021	< 811.56	DRY
OU8C	Building 833	W-833-18	10/21/2021	< 811.56	DRY
OU8C	Building 833	W-833-22	1/13/2021	< 823.41	DRY
OU8C	Building 833	W-833-22	4/20/2021	< 823.41	DRY
OU8C	Building 833	W-833-22	7/28/2021	< 823.41	DRY
OU8C	Building 833	W-833-22	10/21/2021	< 823.41	DRY
OU8C	Building 833	W-833-28	1/13/2021	< 813.49	DRY
OU8C	Building 833	W-833-28	4/20/2021	< 813.49	DRY
OU8C	Building 833	W-833-28	7/28/2021	< 813.49	DRY
OU8C	Building 833	W-833-28	10/21/2021	< 813.49	DRY
OU8C	Building 833	W-833-30	1/13/2021	594.40	
OU8C	Building 833	W-833-30	3/9/2021	596.16	Pre-sampling Measurement
OU8C	Building 833	W-833-30	4/20/2021	595.37	
OU8C	Building 833	W-833-30	7/28/2021	594.87	
OU8C	Building 833	W-833-30	10/21/2021	595.96	
OU8C	Building 833	W-833-33	1/13/2021	< 821.72	DRY
OU8C	Building 833	W-833-33	4/20/2021	< 821.72	DRY
OU8C	Building 833	W-833-33	7/28/2021	< 821.72	DRY
OU8C	Building 833	W-833-33	10/21/2021	< 821.72	DRY
OU8C	Building 833	W-833-34	1/13/2021	< 813.61	DRY
OU8C	Building 833	W-833-34	3/3/2021	< 815.06	DRY

Appendix D Groundwater Elevations Measured During 2021

OU8C	Building 833	W-833-34	4/20/2021	< 814.05	DRY
OU8C	Building 833	W-833-34	7/28/2021	814.04	
OU8C	Building 833	W-833-34	10/21/2021	< 814.04	DRY
OU8C	Building 833	W-833-43	1/13/2021	< 826.28	DRY
OU8C	Building 833	W-833-43	4/20/2021	< 826.28	DRY
OU8C	Building 833	W-833-43	7/28/2021	< 826.28	DRY
OU8C	Building 833	W-833-43	10/21/2021	< 826.28	DRY
OU8C	Building 833	W-840-01	1/19/2021	581.19	
OU8C	Building 833	W-840-01	4/21/2021	581.52	
OU8C	Building 833	W-840-01	7/28/2021	682.19	
OU8C	Building 833	W-840-01	10/21/2021	587.68	
OU8C	Building 833	W-841-01	1/19/2021	573.43	
OU8C	Building 833	W-841-01	3/9/2021	573.74	Pre-sampling Measurement
OU8C	Building 833	W-841-01	4/21/2021	574.22	
OU8C	Building 833	W-841-01	7/28/2021	574.91	
OU8C	Building 833	W-841-01	10/13/2021	575.40	
OU8D	Building 801 Firing Table and Pit 8 Landfill	K8-01	1/7/2021	964.56	
OU8D	Building 801 Firing Table and Pit 8 Landfill	K8-01	4/8/2021	964.33	
OU8D	Building 801 Firing Table and Pit 8 Landfill	K8-01	5/5/2021	964.36	Pre-sampling Measurement
OU8D	Building 801 Firing Table and Pit 8 Landfill	K8-01	7/20/2021	964.27	
OU8D	Building 801 Firing Table and Pit 8 Landfill	K8-01	10/14/2021	964.25	
OU8D	Building 801 Firing Table and Pit 8 Landfill	K8-01	12/7/2021	964.19	Pre-sampling Measurement
OU8D	Building 801 Firing Table and Pit 8 Landfill	K8-02B	1/7/2021	963.60	
OU8D	Building 801 Firing Table and Pit 8 Landfill	K8-02B	4/8/2021	963.46	
OU8D	Building 801 Firing Table and Pit 8 Landfill	K8-02B	5/5/2021	963.50	Pre-sampling Measurement
OU8D	Building 801 Firing Table and Pit 8 Landfill	K8-02B	7/20/2021	963.40	
OU8D	Building 801 Firing Table and Pit 8 Landfill	K8-02B	9/29/2021	963.03	Pre-sampling Measurement
OU8D	Building 801 Firing Table and Pit 8 Landfill	K8-02B	10/14/2021	963.20	
OU8D	Building 801 Firing Table and Pit 8 Landfill	K8-02B	12/9/2021	963.01	Pre-sampling Measurement
OU8D	Building 801 Firing Table and Pit 8 Landfill	K8-03B	10/27/2021	964.49	Pre-sampling Measurement
OU8D	Building 801 Firing Table and Pit 8 Landfill	K8-04	1/7/2021	963.15	
OU8D	Building 801 Firing Table and Pit 8 Landfill	K8-04	4/8/2021	963.07	
OU8D	Building 801 Firing Table and Pit 8 Landfill	K8-04	5/4/2021	963.06	Pre-sampling Measurement
OU8D	Building 801 Firing Table and Pit 8 Landfill	K8-04	7/20/2021	962.97	
OU8D	Building 801 Firing Table and Pit 8 Landfill	K8-04	10/14/2021	962.75	
OU8D	Building 801 Firing Table and Pit 8 Landfill	K8-04	12/6/2021	962.70	Pre-sampling Measurement
OU8D	Building 801 Firing Table and Pit 8 Landfill	K8-05	1/7/2021	985.49	
OU8D	Building 801 Firing Table and Pit 8 Landfill	K8-05	4/8/2021	< 985.49	DRY
OU8D	Building 801 Firing Table and Pit 8 Landfill	K8-05	5/5/2021	< 985.49	DRY
OU8D	Building 801 Firing Table and Pit 8 Landfill	K8-05	7/20/2021	< 985.49	DRY
OU8D	Building 801 Firing Table and Pit 8 Landfill	K8-05	10/14/2021	< 985.49	DRY
OU8D	Building 801 Firing Table and Pit 8 Landfill	W-PIT8-3201	1/12/2021	963.20	
OU8D	Building 801 Firing Table and Pit 8 Landfill	W-PIT8-3201	4/8/2021	963.14	
OU8D	Building 801 Firing Table and Pit 8 Landfill	W-PIT8-3201	5/5/2021	963.14	Pre-sampling Measurement
OU8D	Building 801 Firing Table and Pit 8 Landfill	W-PIT8-3201	7/20/2021	962.66	
OU8D	Building 801 Firing Table and Pit 8 Landfill	W-PIT8-3201	10/14/2021	962.79	
OU8D	Building 801 Firing Table and Pit 8 Landfill	W-PIT8-3201	12/1/2021	962.77	Pre-sampling Measurement
OU8D	Building 801 Firing Table and Pit 8 Landfill	W-PIT8-3202	1/7/2021	964.69	
OU8D	Building 801 Firing Table and Pit 8 Landfill	W-PIT8-3202	4/8/2021	964.55	
OU8D	Building 801 Firing Table and Pit 8 Landfill	W-PIT8-3202	5/4/2021	964.53	Pre-sampling Measurement
OU8D	Building 801 Firing Table and Pit 8 Landfill	W-PIT8-3202	7/20/2021	964.38	
OU8D	Building 801 Firing Table and Pit 8 Landfill	W-PIT8-3202	10/14/2021	964.13	
OU8D	Building 801 Firing Table and Pit 8 Landfill	W-PIT8-3202	12/6/2021	963.94	Pre-sampling Measurement
OU8D	Building 801 Firing Table and Pit 8 Landfill	W-PIT8-3203	1/7/2021	963.99	
OU8D	Building 801 Firing Table and Pit 8 Landfill	W-PIT8-3203	4/8/2021	963.73	
OU8D	Building 801 Firing Table and Pit 8 Landfill	W-PIT8-3203	5/4/2021	963.71	Pre-sampling Measurement
OU8D	Building 801 Firing Table and Pit 8 Landfill	W-PIT8-3203	7/20/2021	963.63	
OU8D	Building 801 Firing Table and Pit 8 Landfill	W-PIT8-3203	10/14/2021	963.52	
OU8D	Building 801 Firing Table and Pit 8 Landfill	W-PIT8-3203	12/6/2021	1106.31	Pre-sampling Measurement

Appendix E

Land Use Controls for Remedial Actions at Site 300

Appendix E
Land Use Controls for Remedial Actions at Site 300

This appendix presents descriptions of the current OU-specific land use controls (LUCs) for the CERCLA remedial actions at Site 300. Based on review of any changes in environmental and operational conditions at Site 300 and risk reevaluations, these LUCs will be updated annually in the CMR reports.

This appendix includes:

- Required land use controls, including institutional controls (Table E-1);
- Maps showing the locations of the OUs and the current LUCs for each OU and subareas of OU 8 (Figures E-1 through E-13); and
- The 2021 institutional control checklist.

During 2021, there were no changes to the LUCs or maintenance procedures described in Sections 2 and 3, respectively, of the Land Use Control Implementation Plan (LUCIP) (DOE, 2019). A revised LUCIP is being prepared and will be submitted to the regulatory agencies for review in 2022.

DOE continued to conform to all land use restrictions and LUCs in 2021 and no deficiencies or inconsistencies were noted. Risk reevaluations at Site 300 are ongoing and are summarized in Section 4.1 of this CMR.

References

U.S. DOE (2019), *Land Use Control Implementation Plan for Lawrence Livermore National Laboratory Site 300*, Lawrence Livermore National Laboratory, Livermore CA (LLNL-AR-800041).

Table E-1 Land use controls for Site 300 operable units.

Operable Unit (OU)	Land use control
Sitewide	Prohibit transfer of lands with unmitigated contamination that could cause potential harm under residential or unrestricted use.
General Services Area (OU1)	Control excavation activities to prevent on-site worker exposure to contaminated subsurface soil in the vicinity of the Building 875 Dry Well Pad until it can be verified that concentrations do not pose an exposure risk to workers. Prevent water-supply use or consumption of contaminated groundwater until groundwater cleanup standards are met. The locations of land use controls for OU1 are shown on Figure E-2.
Building 834 (OU2)	Control excavation activities to prevent on-site worker exposure to contaminated subsurface soil in the Building 834 Core Area until it can be verified that concentrations do not pose an exposure risk to workers. Prevent water-supply use or consumption of contaminated groundwater until groundwater cleanup standards are met. The locations of land use controls for OU2 are shown on Figure E-3.
Pit 6 Landfill (OU3)	Maintain access restrictions to prevent inadvertent exposure of on-site workers to the landfill waste as long as the waste remains in place. Maintain the integrity of the landfill cover as long as waste remains in place. Control construction and other ground-breaking activities on the landfill to prevent cap/cover damage and/or inadvertent exposure to waste as long as the waste remains in place. Maintain access restrictions to prevent inadvertent exposure of unauthorized trespassers to landfill waste as long as the waste remains in place. Maintain land use restrictions in the vicinity of Spring 7 until annual risk reevaluation indicates that the excess cancer risk is below 10^{-6}. Prevent water-supply use or consumption of contaminated groundwater until groundwater cleanup standards are met. The locations for land use controls in OU3 are shown on Figure E-4.
High Explosives Process Area (OU4)	Control excavation activities to prevent on-site worker exposure to contaminated subsurface soil until it can be verified that concentrations do not pose an exposure risk to workers. VOCs, HMX, and RDX are present at depth in subsurface soil. Locations include: • Building 829 Open Burn Pit; • Building 807A Lagoon;

Table E-1 Land use controls for Site 300 operable units.

Operable Unit (OU)	Land use control
High Explosives Process Area (OU4) (continued)	• Building 828 Lagoon; • Building 827E Lagoon; • Building 827C/D Lagoon; • Building 807 B Lagoon; • Building 806/807 Lagoon; • Building 810 Dry Well; • Building 814 Lagoon; and • Building 815 Hard Stand and Drum Rack. Prevent water-supply use or consumption of contaminated groundwater until groundwater cleanup standards are met. Maintain land use restrictions in the vicinity of Spring 5 until annual risk reevaluation indicates that the excess cancer risk is below 10^{-6}. The locations of land use controls for OU4 are shown on Figure E-5.
Building 850 Firing Table/Pit 7 Complex (OU5); Building 850 Subarea (OU5)	Control excavation activities to prevent on-site worker exposure to contaminated subsurface soil at Building 850 until it can be verified that concentrations do not pose an exposure risk to workers. Maintain access restrictions to prevent inadvertent exposure of on-site workers to solidified soil in the CAMU as long as the waste remains in place. Maintain the integrity of the solidified soil in the CAMU as long as it remains in place. Control construction and other ground-breaking activities at the CAMU to prevent damage and/or inadvertent exposure to contaminated soil as long as it remains in place. Maintain access restrictions to prevent inadvertent exposure of unauthorized trespassers to solidified soil in the CAMU as long as the waste remains in place. Maintain land use restrictions in the vicinity of the Well 8 Spring until annual risk reevaluation indicates that the excess cancer risk is below 10^{-6}. Prevent water-supply use or consumption of contaminated groundwater until groundwater cleanup standards are met. The locations of land use controls for the Building 850 Subarea are shown on Figure E-6.

Table E-1 Land use controls for Site 300 operable units.

Operable Unit (OU)	Land use control
Pit 7 Complex Subarea (OU5)	Maintain access restrictions to prevent inadvertent exposure of on-site workers to the landfill waste as long as the waste remains in place. Maintain the integrity of the landfill cap and covers as long as waste remains in place. Control construction and other ground-breaking activities on the landfills to prevent cap/cover damage and/or inadvertent exposure to waste as long as the waste remains in place. Maintain access restrictions to prevent inadvertent exposure of unauthorized trespassers to landfill waste as long as the waste remains in place. Prevent water-supply use or consumption of contaminated groundwater until groundwater cleanup standards are met. The locations of land use controls for the Pit 7 Complex Subarea are shown on Figure E-6.
Building 854 (OU6)	Control excavation activities to prevent on-site worker exposure to contaminated subsurface soil in the Building 854 core area until it can be verified that concentrations do not pose an exposure risk to workers. Prevent water-supply use or consumption of contaminated groundwater until groundwater cleanup standards are met. The locations of land use controls for OU6 are shown on Figure E-7.
Building 832 Canyon (OU7)	Control excavation activities to prevent on-site worker exposure to contaminated subsurface soil at the Building 830 Area and the Building 832 Core Area until it can be verified that concentrations do not pose an exposure risk to workers. Maintain administrative controls to prevent on-site indoor worker inhalation exposure to volatile contaminants inside Building 830 until annual risk reevaluation indicates that the excess cancer risk is less than 10^{-6}. Building 830 is currently unoccupied. Prevent water-supply use or consumption of contaminated groundwater until groundwater cleanup standards are met. Maintain land use restrictions in the vicinity of Spring 3 until annual risk reevaluation indicates that the excess cancer risk is below 10^{-6}. The locations of land use controls for OU7 are shown on Figure E-8.

Table E-1 Land use controls for Site 300 operable units.

Operable Unit (OU)	Land use control
Building 801/Pit 8 Landfill Subarea (OU 8)	Control excavation activities to prevent on-site worker exposure to contaminated subsurface soil at the Building 801D Dry Well and Building 801 Firing Table until it can be verified that concentrations do not pose an exposure risk to workers. Maintain access restrictions to prevent inadvertent exposure of on-site workers to the landfill waste as long as the waste remains in place. Maintain the integrity of the landfill cover as long as waste remains in place. Control construction and other ground-breaking activities on the landfill to prevent cap/cover damage and/or inadvertent exposure to waste as long as the waste remains in place. Maintain access restrictions to prevent inadvertent exposure of unauthorized trespassers to landfill waste as long as the waste remains in place. Prevent water-supply use or consumption of contaminated groundwater until groundwater cleanup standards are met. The locations of land use controls for The Building 801/Pit 8 Landfill area are shown on Figure E-9.
Building 833 Subarea (OU8)	Maintain engineering and administrative controls to prevent on-site indoor worker inhalation exposure to volatile contaminants inside Building 833 until annual risk reevaluation indicates that the excess cancer risk is less than 10^{-6}. Control excavation activities to prevent on-site worker exposure to contaminated subsurface soil in the Building 833 Core Area until it can be verified that concentrations do not pose an exposure risk to workers. Prevent water-supply use or consumption of contaminated groundwater until groundwater cleanup standards are met. The locations of land use controls for the Building 833 Subarea are shown on Figure E-10.
Building 845 Firing Table/Pit 9 Landfill Subarea (OU8)	Control excavation activities to prevent on-site worker exposure to contaminated subsurface soil at the Building 845 Firing Table until it can be verified that concentrations do not pose an exposure risk to workers. Maintain access restrictions to prevent inadvertent exposure of on-site workers to the landfill waste as long as the waste remains in place. Maintain the integrity of the landfill cover as long as waste remains in place.

Table E-1 Land use controls for Site 300 operable units.

Operable Unit (OU)	Land use control
Building 845 Firing Table/Pit 9 Landfill Subarea (OU8) (continued)	Control construction and other ground-breaking activities on the landfill to prevent cap/cover damage and/or inadvertent exposure to waste as long as the waste remains in place. Maintain access restrictions to prevent inadvertent exposure of unauthorized trespassers to landfill waste as long as the waste remains in place. The locations of land use controls for the Building 845 Firing Table/Pit 9 Landfill Subarea are shown on Figure E-11.
Building 851 Firing Table Subarea (OU8)	Control excavation activities to prevent on-site worker exposure to contaminated surface and subsurface soil throughout the Building 851 area until it can be verified that concentrations do not pose an exposure risk to workers. Maintain land use restrictions in the vicinity of contaminated surface soil at Building 851 until the protectiveness of the current remedy can be confirmed. The locations of land use controls for the Building 851 Firing Table Subarea are shown on Figure E-12.
Pit 2 Landfill Subarea (OU8)	Maintain access restrictions to prevent inadvertent exposure of on-site workers to the landfill waste as long as the waste remains in place. Maintain access restrictions to prevent inadvertent exposure of unauthorized trespassers to landfill waste as long as the waste remains in place. Maintain the integrity of the landfill cover as long as waste remains in place. Control construction and other ground-breaking activities on the landfill to prevent cover damage and/or inadvertent exposure to waste as long as the waste remains in place. Prevent water-supply use or consumption of contaminated groundwater until groundwater cleanup standards are met. The locations of land use controls for the Pit 2 Landfill Subarea are shown on Figure E-13.

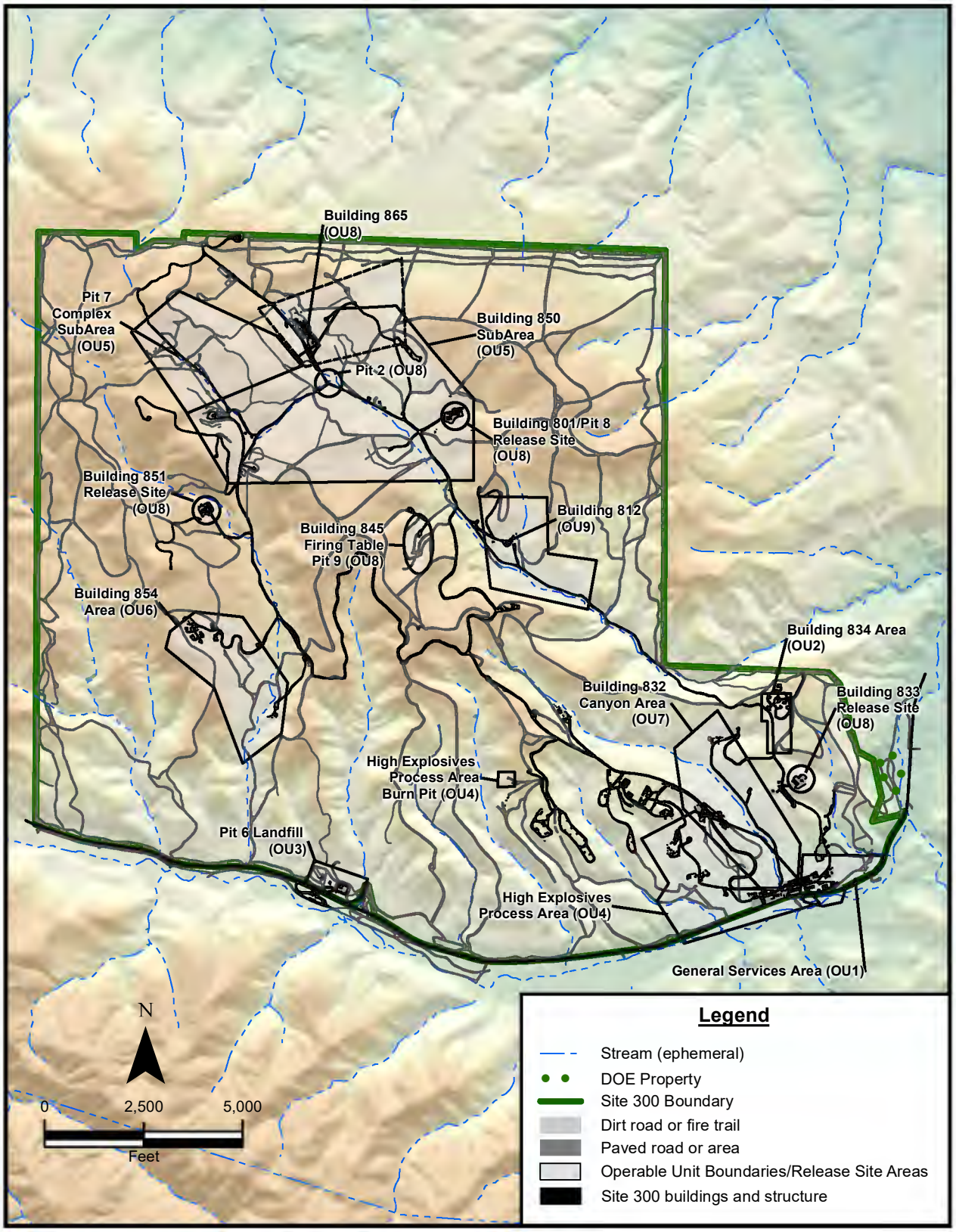

Appendix E. Figure 1. Operable Unit (OU) locations at Site 300.

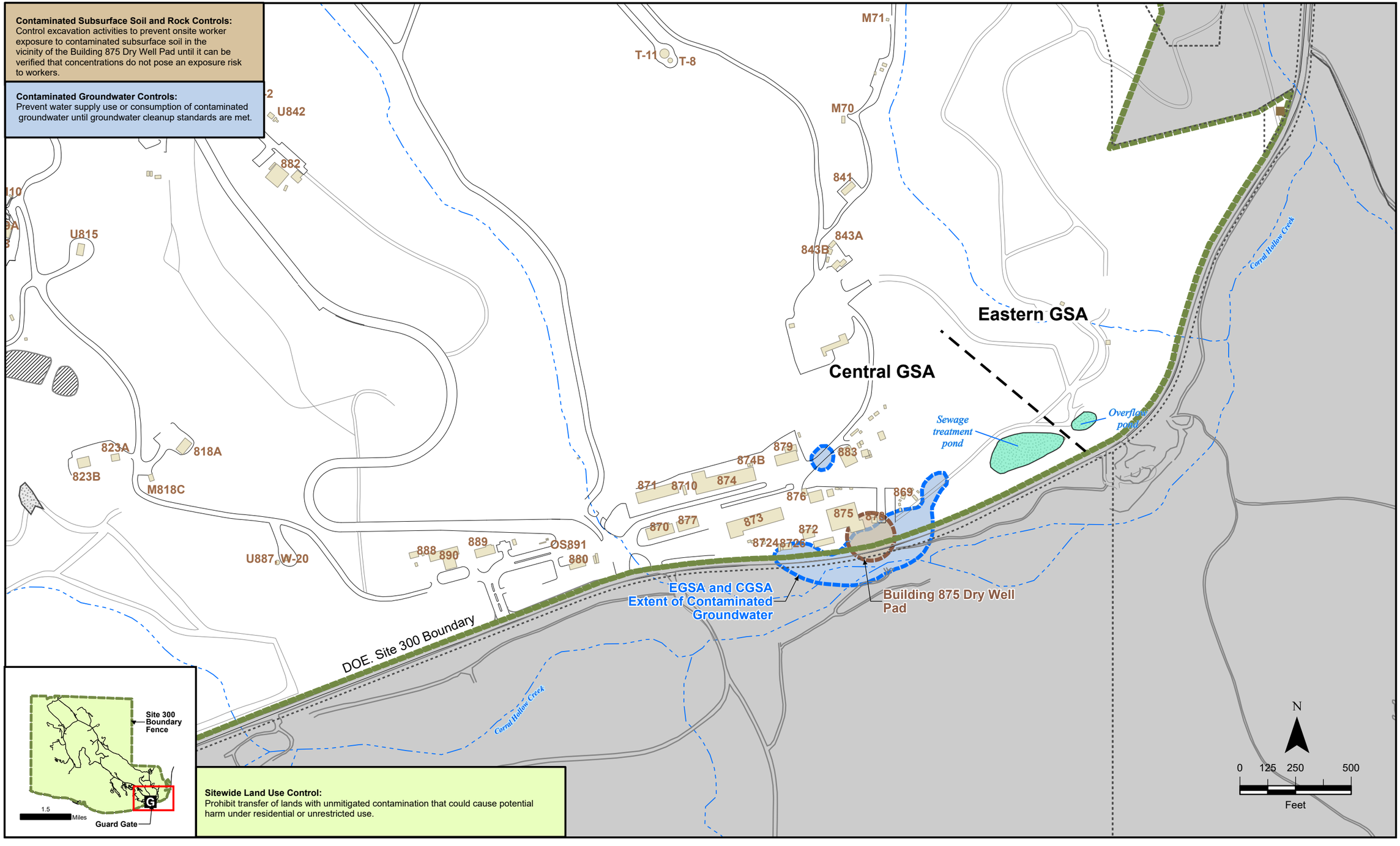

Appendix E. Figure 2. Central and Eastern General Service Area Operable Unit Land Use Controls.

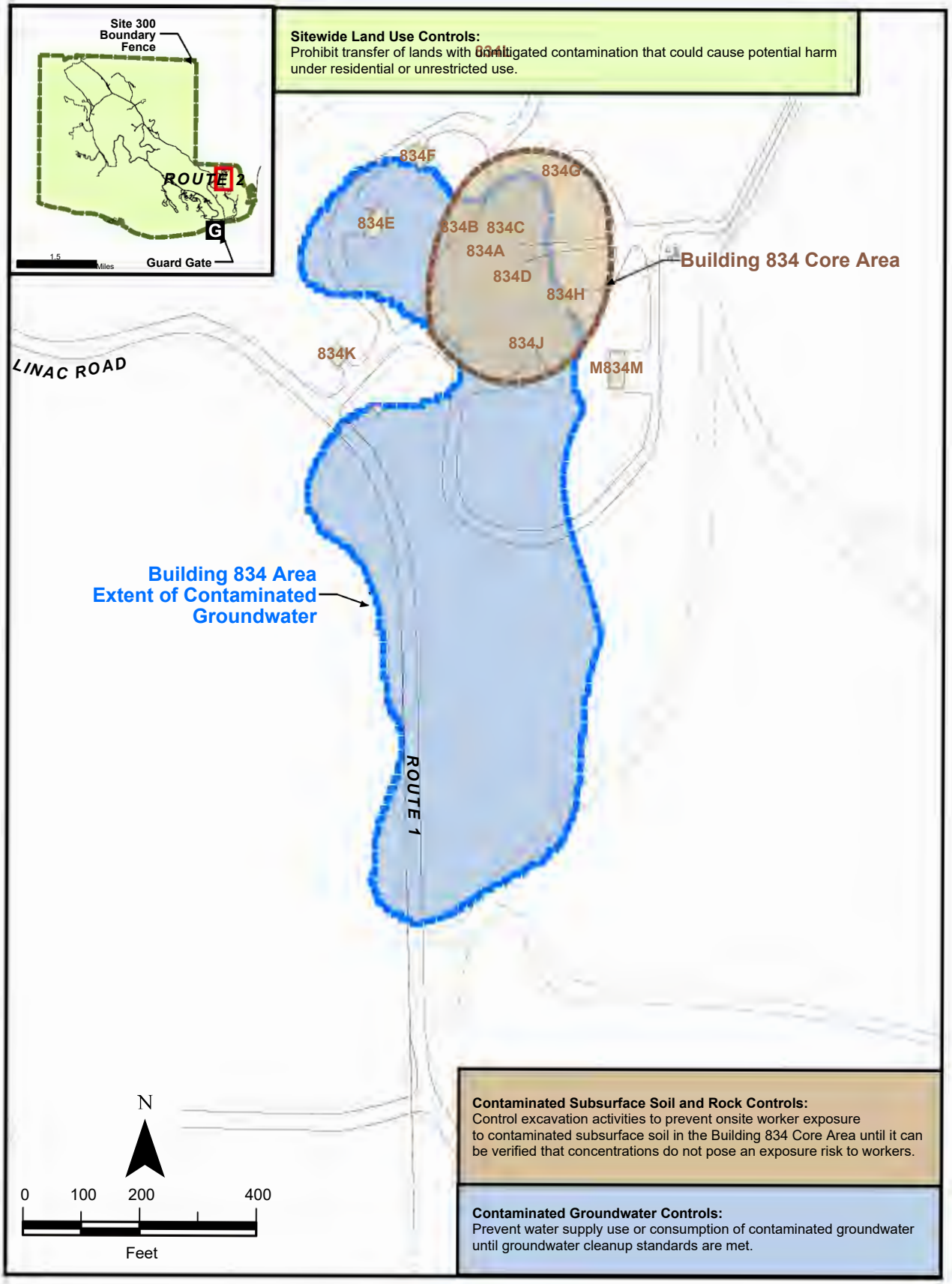

Appendix E. Figure 3. Building 834 Operable Unit Land Use Controls.

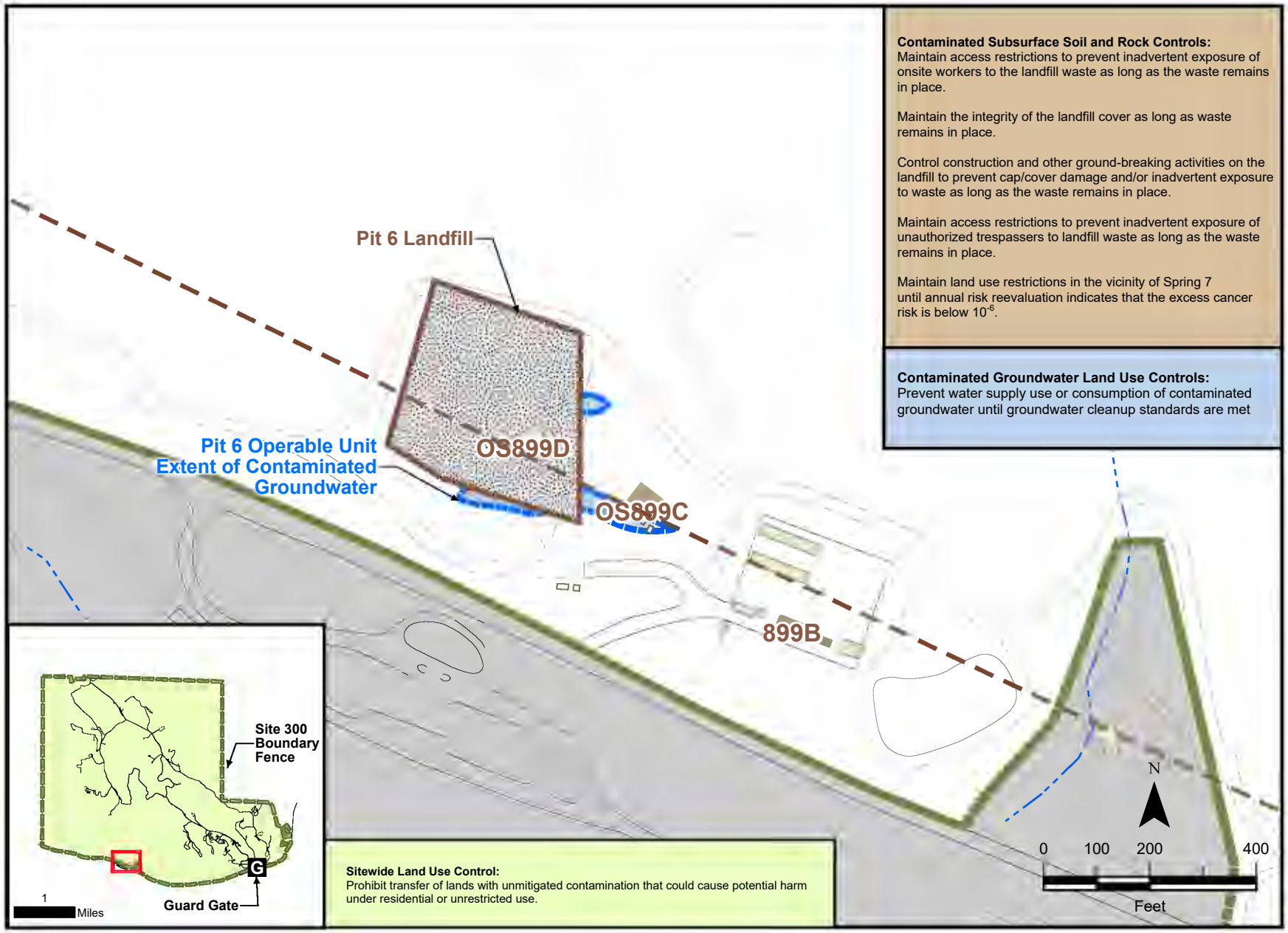

Appendix E. Figure 4. Pit 6 Landfill Operable Unit Land Use Controls.

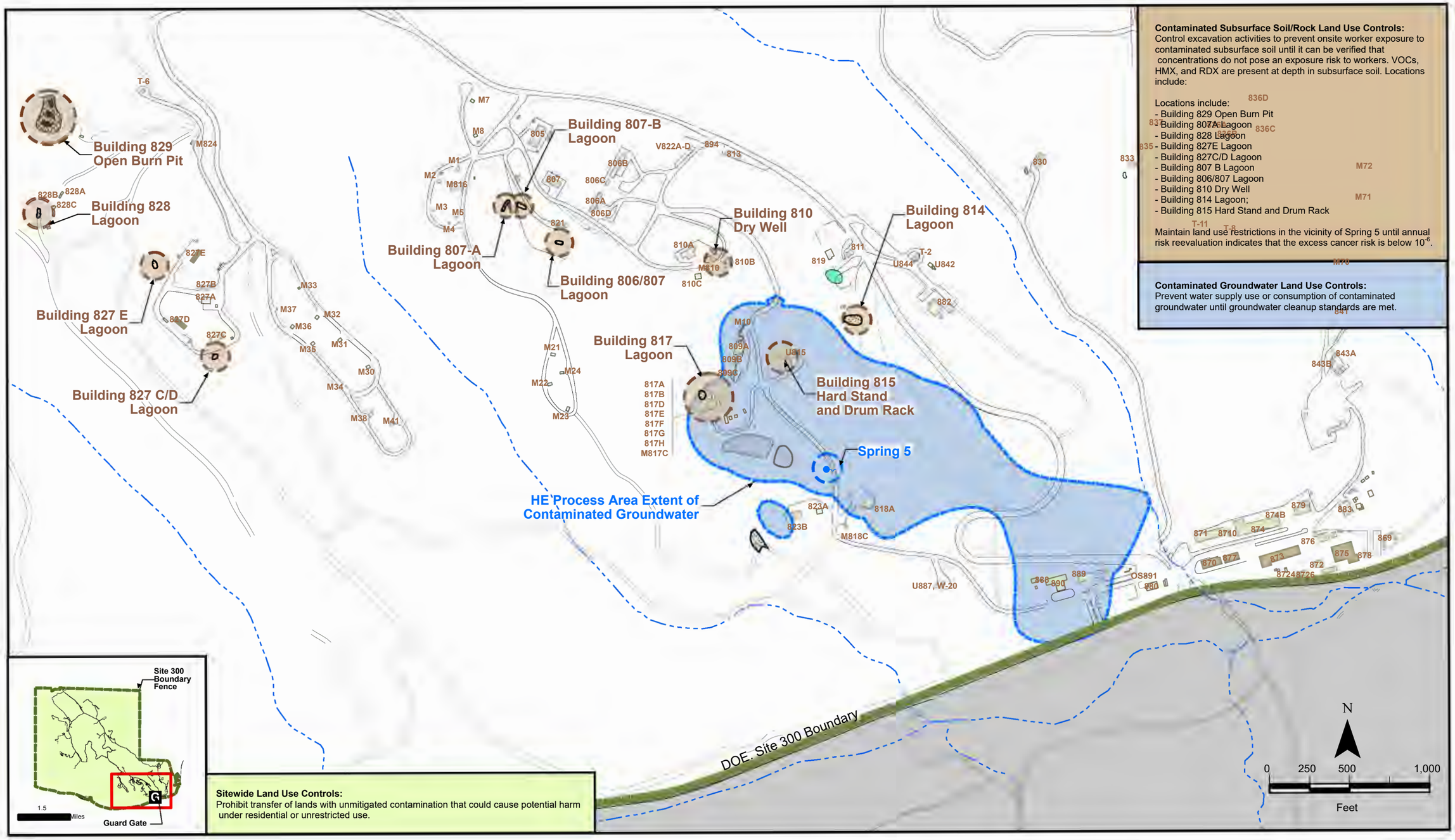

Appendix E. Figure 5. High Explosives Process Area Operable Unit Land Use Controls.

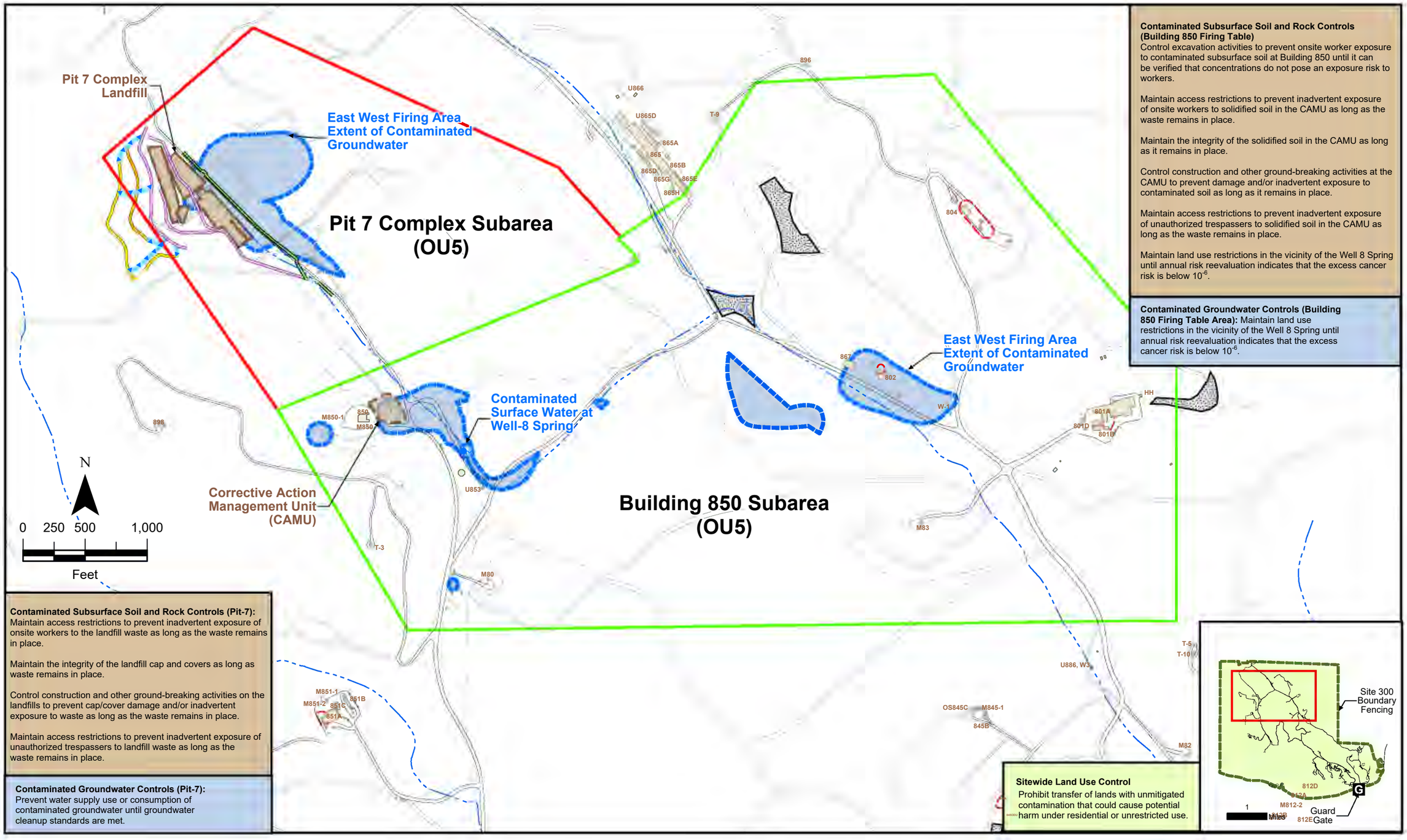

Appendix E. Figure 6. Building 850/Pit 7 Complex Operable Units Land Use Controls.

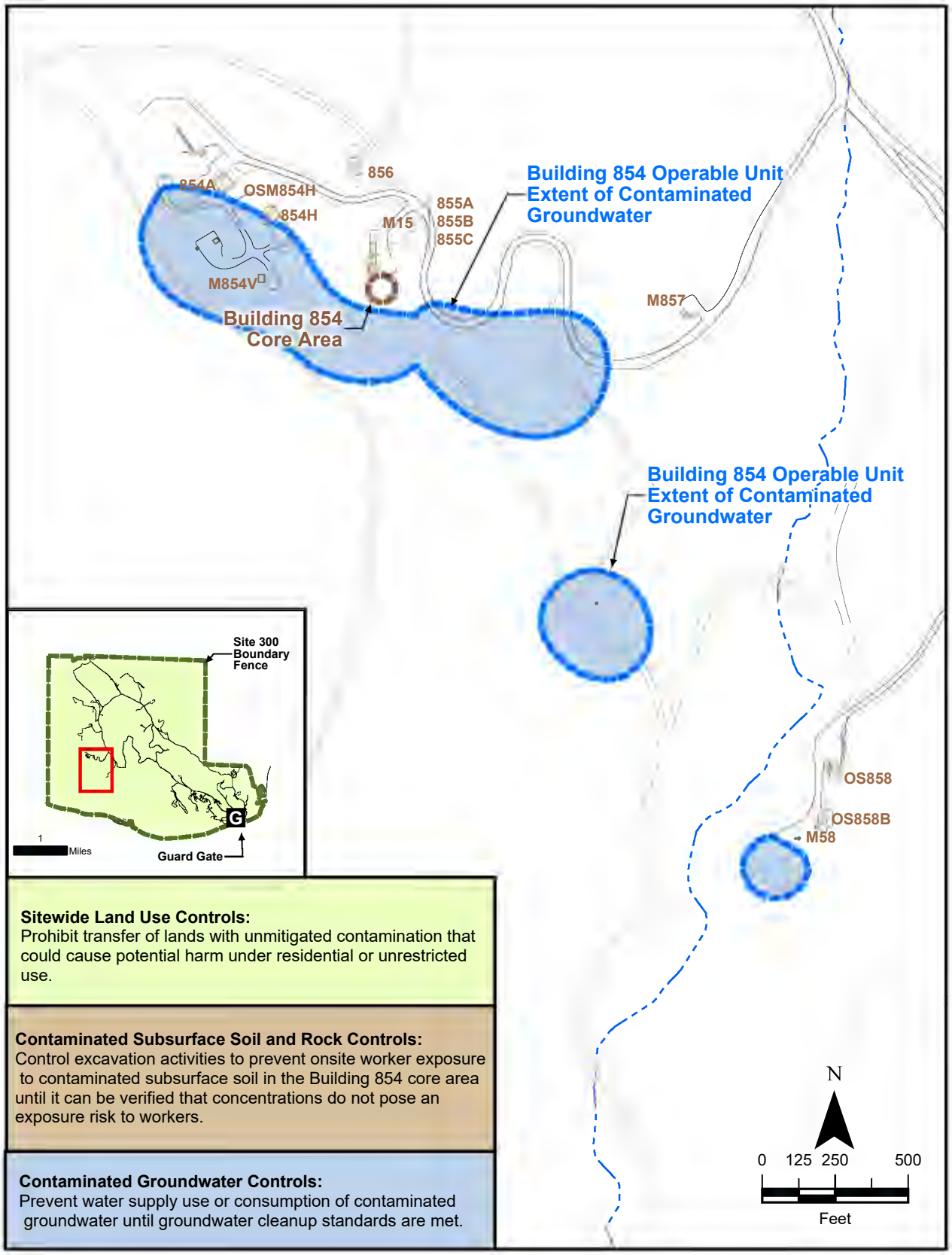

Appendix E. Figure 7. Building 854 Operable Unit Land Use Controls.

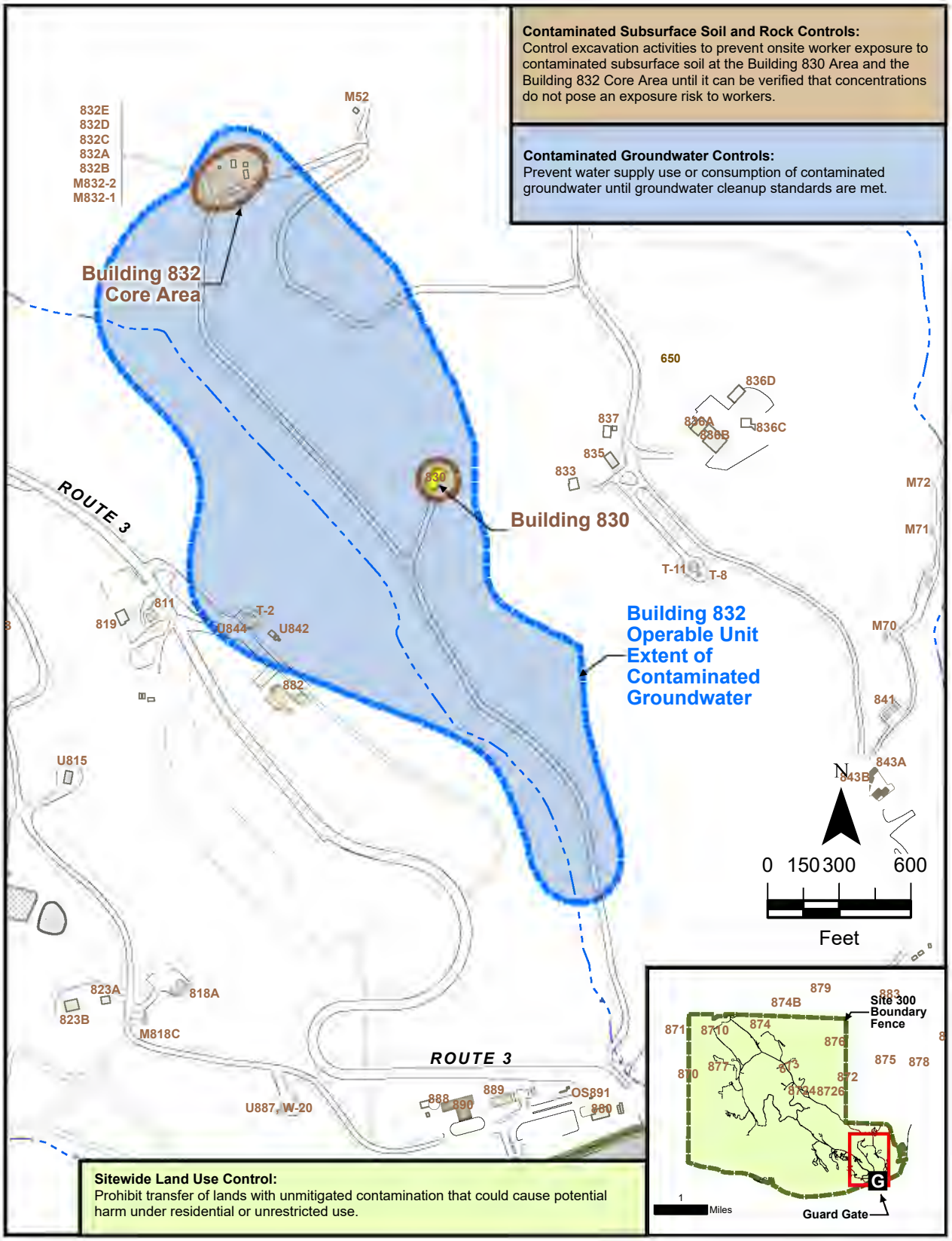

Appendix E. Figure 8. Building 832 Canyon Operable Unit Land Use Controls.

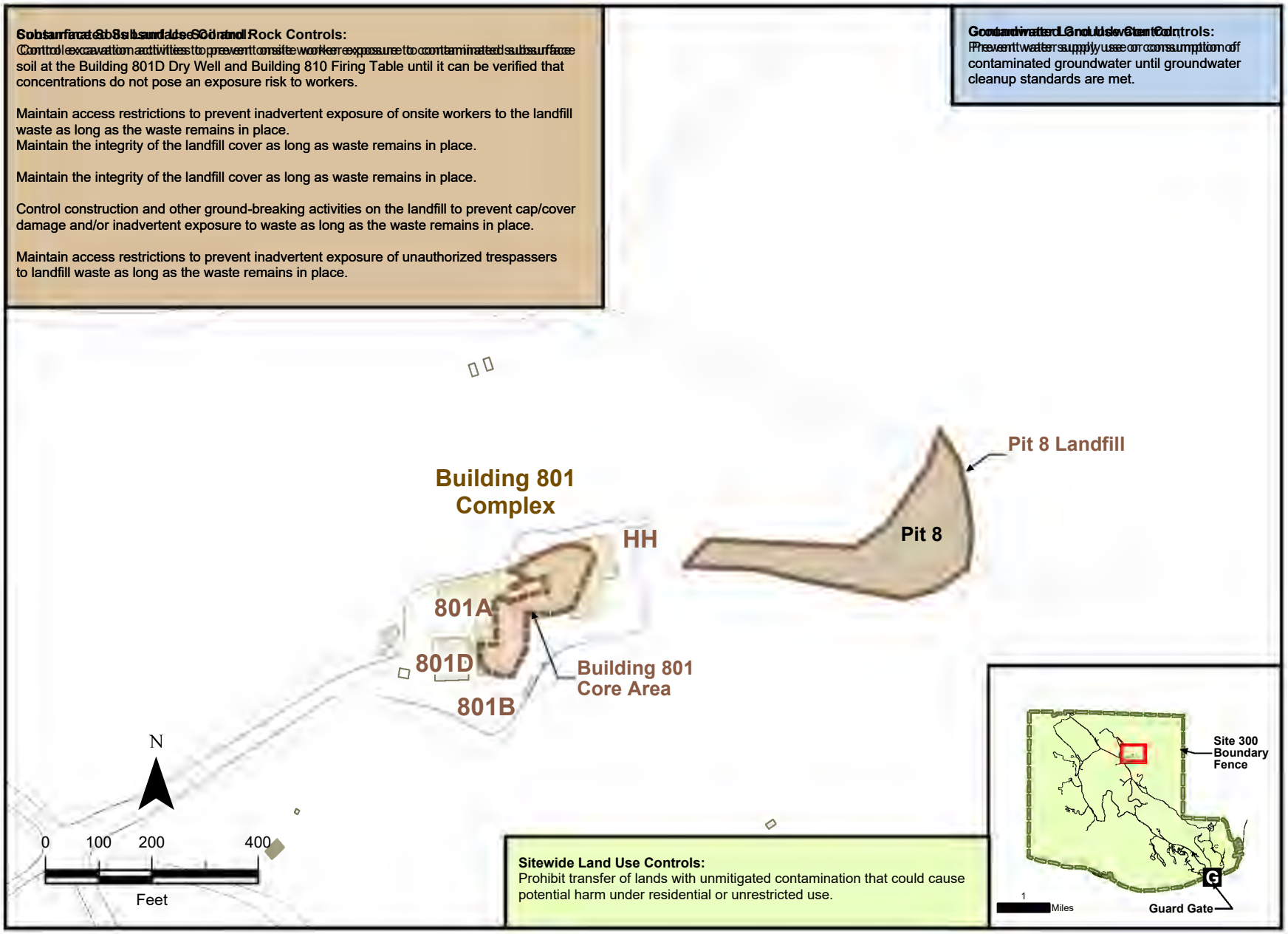

Appendix E. Figure 9. Building 801/Pit 8 Landfill Subarea Operable Unit Land Use Controls.

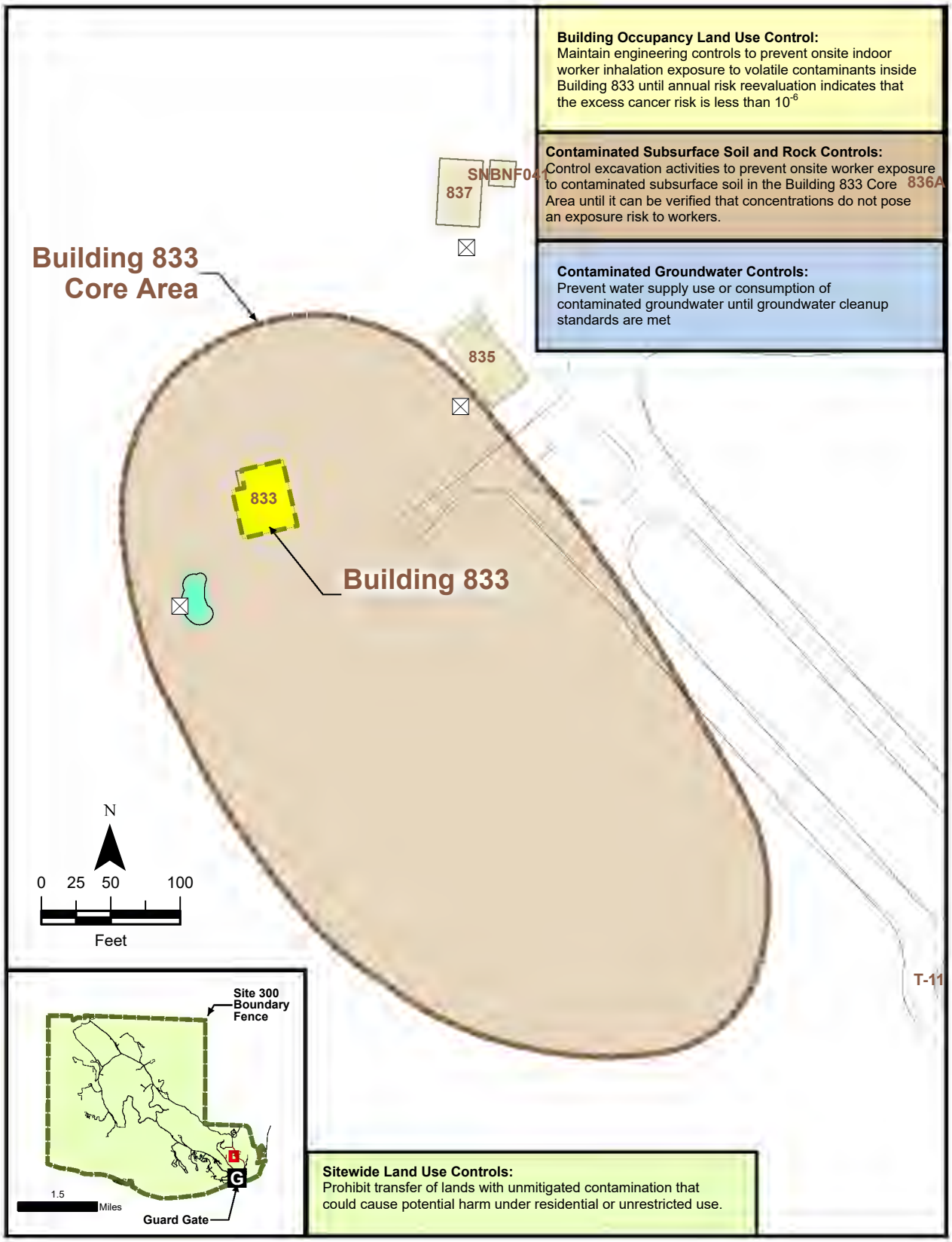

Appendix E. Figure 10. Building 833 Subarea Operable Unit Land Use Controls.

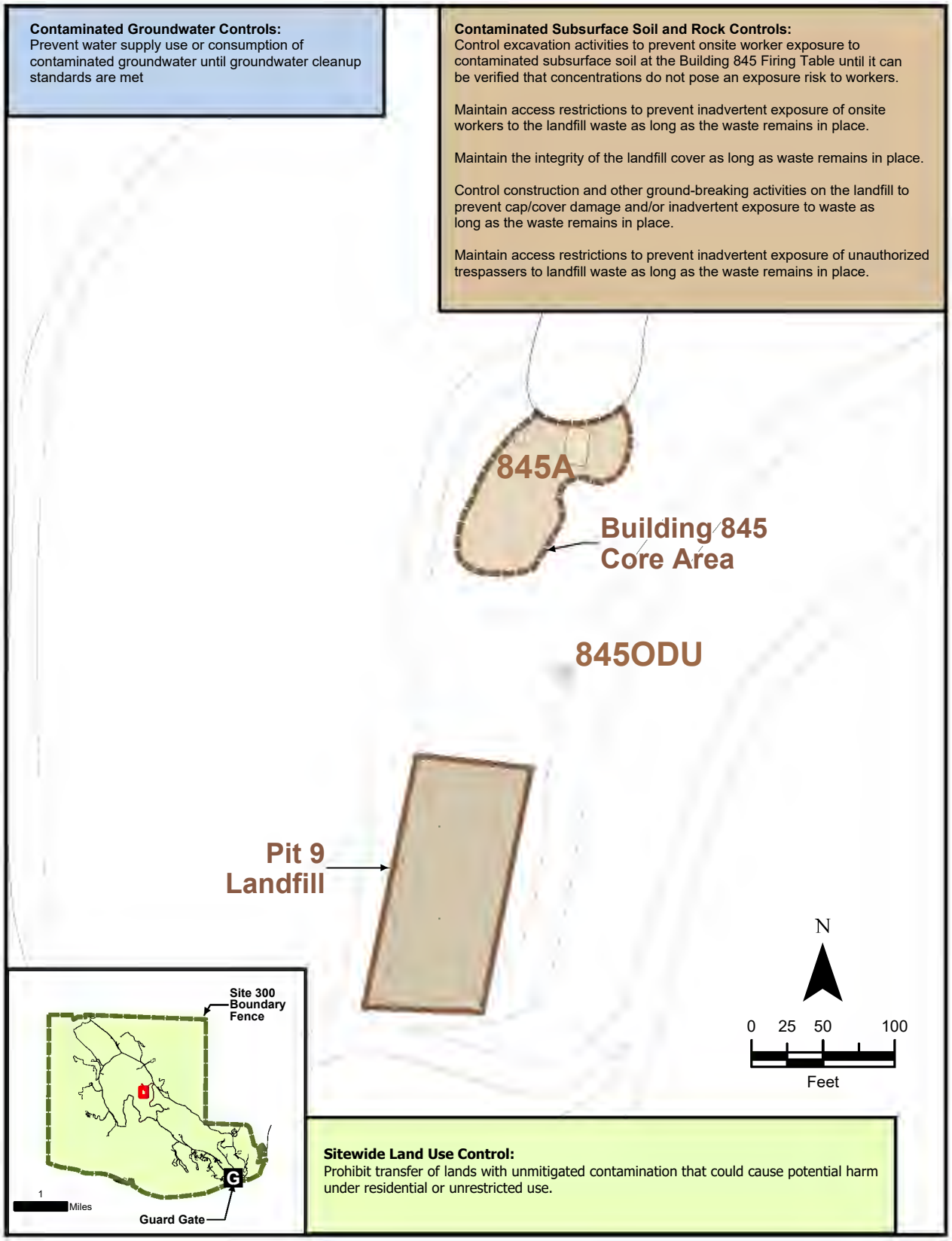

Appendix E. Figure 11. Building 845 Firing Table/Pit 9 Landfill Subarea Operable Unit Land Use Controls.

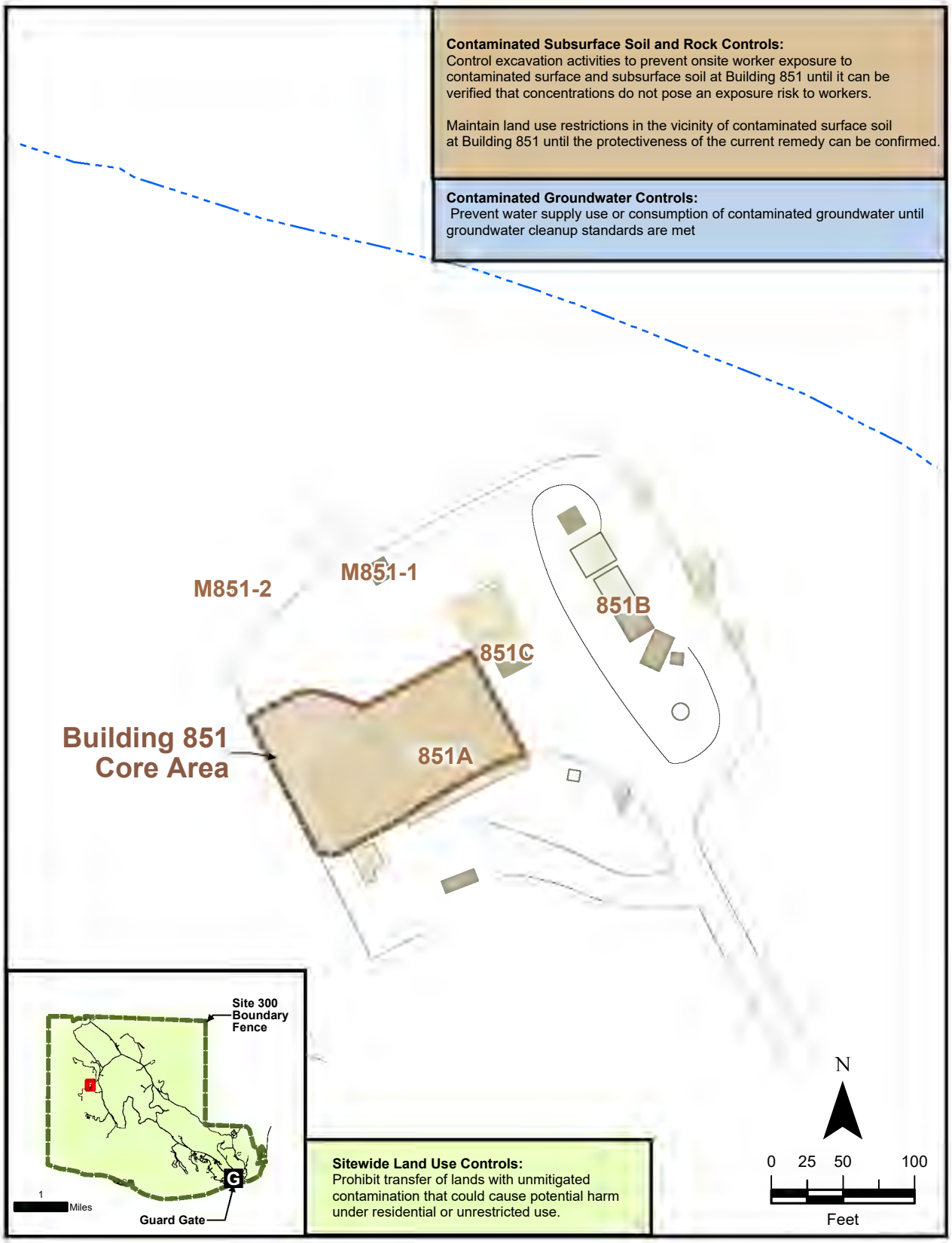

Appendix E. Figure 12. Building 851 Firing Table Subarea Operable Unit Land Use Controls.

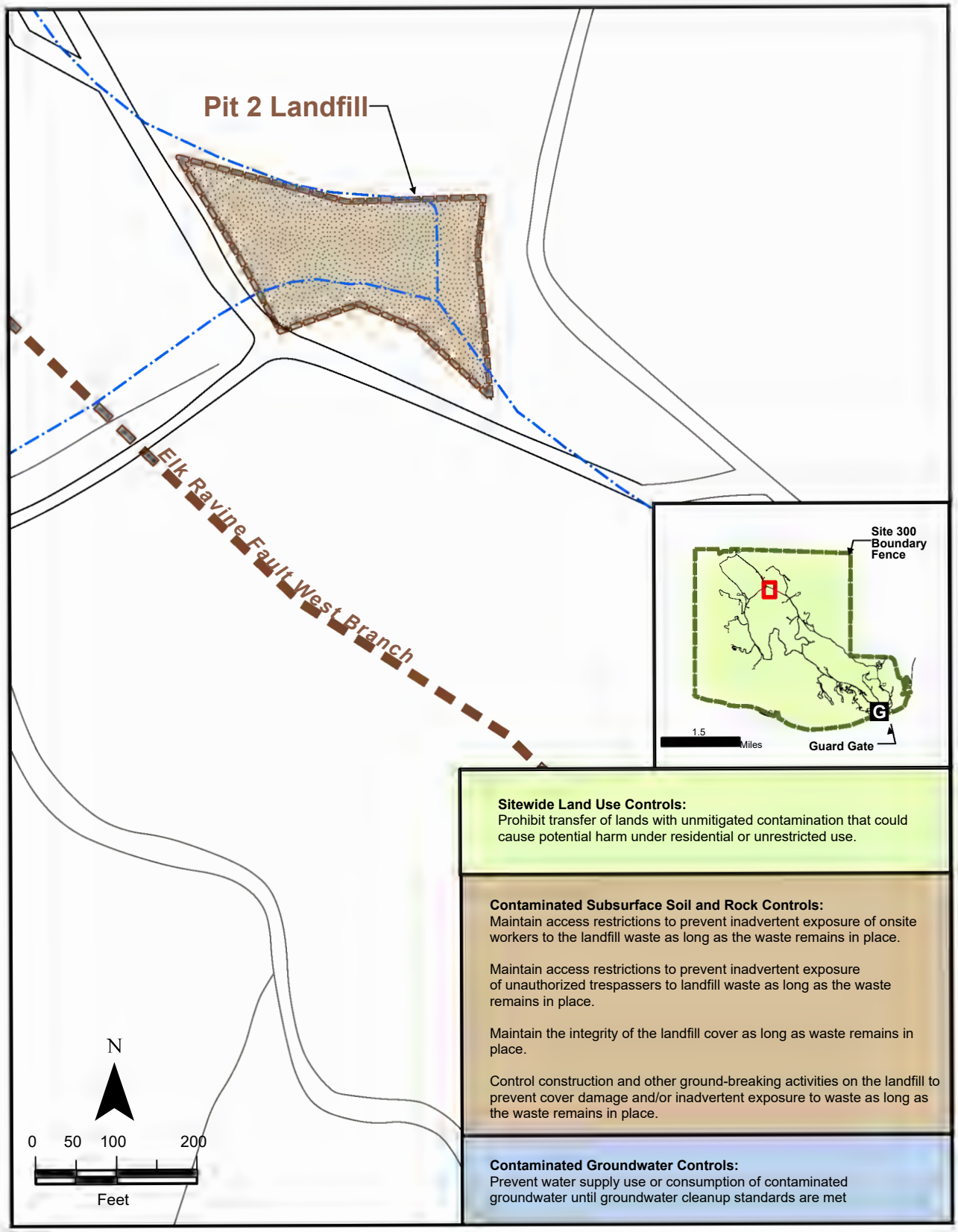

Appendix E. Figure 13. Pit 2 Landfill Subarea Operable Unit Land Use Controls.

Institutional Controls Monitoring Checklist

This checklist will be used to conduct monitoring of institutional and engineered controls that are used to prevent exposure to contamination. The checklist will be completed at least annually and the results will be reported in the annual Compliance Monitoring Reports.

Institutional Control	Status[a]	Explanation/Observation of Corrective Action
Verify that the occupancy warning signs are visible at Building 834D.	N/A	Institution control no longer required as documented in the *Addendum to the Fourth Five-Year Review for the Building 834 Operable Unit at Lawrence Livermore National LaboratorySite 300 March 2021*
Verify that the Pit 6 Landfill was inspected within the last year and deficiencies were corrected.[b]	Yes	Inspected on 3/29/21. All deficiencies corrected.
Verify that signage is in place at the Pit 6 Landfill prohibiting unauthorized access and excavation.	Yes	Inspected 3/29/21. Signs are in place and visible.
Verify that the fences and warning signs at the site boundary and control entry are in proper condition.[c]	Yes	Fencing and warning signs at the site entrance and along Coral Hollow Rd are in proper condition. An inspections process and plan has been developed and implementation began in 2021. However, about 75% of the entire perimeter fence and associated warning signs were inspected in 2021. The remaining 25% of perimeter fencing will be inspected in 2022. Any needed repairs to the barbed wire fencing or missing signage were addressed.
Verify that the Building 850 Soil Solidification Corrective Action Management Unit (CAMU) was inspected within the last year and deficiencies were corrected.[d]	Yes	Inspected on 6/14/2021. Maintenance performed as needed.
Verify that the Pit 7 Complex Drainage Diversion System was inspected within the last year and deficiencies were corrected.[e]	Yes	Inspections performed monthly during the rainy season of 2021. All deficiencies corrected.
Verify that the Pit 7 Complex landfills were inspected within the last year and deficiencies were corrected.[b]	Yes	Inspected on 4/14/21. All deficiencies corrected.
Verify that signage is in place at the Pit 7 Complex Landfills prohibiting unauthorized access and excavation.	Yes	Inspected on 4/14/21. Signs are in place.
Verify that the occupancy warning signs are visible at Building 854A.	N/A	Institution control no longer required as documented in the *Addendum to the Five-Year Review for East/West Firing Areas at Lawrence Livermore National Laboratory Site 300 March 2021*
Verify that the occupancy warning signs are visible at Building 830.	Yes	Inspected on 12/21/21. Sign in place on two doors. The building is currently not occupied.

Institutional Control	Status[a]	Explanation/Observation of Corrective Action
Verify that the occupancy warning signs are visible at Building 833.	Yes	Inspected on 12/21/21. The building is currently not occupied.
Check that the engineered controls (heating, ventilating, and air-conditioning system [HVAC]) for Building 833 are functioning properly.	No	Engineering controls in the form of HVAC are no longer applicable. A sub-slab de-pressurization system (SSDS) was continuously operated during 2021.
Check that the engineered controls (SSDS) for Building 833 are functioning properly.	Yes	The SSDS has been functioning properly.
Verify that the Pit 2 Landfill was inspected within the last year and deficiencies were corrected.[b]	Yes	Inspected on 1/25/21, 4/7/21, 7/13/21, and 10/18/21. All deficiencies corrected.
Verify that the Pit 8 Landfill was inspected within the last year and deficiencies were corrected.[b]	Yes	Inspected on 1/25/21, 4/7/21, 7/13/21, and 10/18/21. All deficiencies corrected.
Verify that the Pit 9 Landfill was inspected within the last year and deficiencies were corrected.[b]	Yes	Inspected on 1/25/21, 4/7/21, 7/13/21, and 10/18/21. All deficiencies corrected.

Notes:

[a] Satisfactory status indicated by "Yes". Unsatisfactory status indicated by "No". Unsatisfactory status requires explanation. The Inspector shall immediately notify the Environmental Restoration Department of any unsatisfactory status.

[b] The landfills are inspected and maintained by LLNL Maintenance and Utility Services. Inspections are documented and the results are provided to the Environmental Restoration Department and reported in the annual Compliance Monitoring Reports.

[c] Perimeter fences are inspected by LLNL Security annually.

[d] The Building 850 CAMU is inspected and maintained by LLNL Maintenance and Utility Services. Inspections are documented and the results are provided to the Environmental Restoration Department and reported in the annual Compliance Monitoring Reports.

[e] The Pit 7 Drainage Diversion System is inspected and maintained by LLNL Maintenance and Utility Services. Inspections are documented and the results are provided to the Environmental Restoration Department and reported in the annual Compliance Monitoring Reports.

Inspected by:

Kaley M. Oldani Kaley M Oldani Date: 2/24/22

(Print Name) (Signature)

Appendix F

Vapor Intrusion

Appendix F: Table of Contents

Appendix F-1. Vapor Intrusion Building Prioritization

Table 1. List of buildings and associated well(s) in the first water-bearing zone within 100 feet of the building footprint.

Table 2. List of buildings and the maximum concentration for each contaminant of concern that exceeded the groundwater screening value observed in a well in the first water-bearing zone within 100 feet of the building footprint.

Table 3. List of buildings and the maximum concentration of total volatile organic compounds in the first water-bearing zone within 100 feet of the building footprint.

Table 4. List of buildings and the maximum concentration for each contaminant of concern that exceeded the groundwater screening value observed in a well or total volatile organic compound plume (assumed to be all trichloroethene) in the first water-bearing zone within 100 feet of the building footprint.

Table 5. Site-specific groundwater screening levels for Lawrence Livermore National Laboratory.

Table 6. Prioritized list of buildings, maximum concentration for each contaminant of concern divided by its respective screening level, final rank score, and rank group for buildings.

Figure 1. Distribution of the final rank score for all buildings.

Appendix F-2. Vapor Intrusion Long-term Sampling Program Status

Table 1. Site 300 buildings included in the long-term sampling program and their sampling status, 2021.

Appendix F-3. Vapor Intrusion Indoor Air Target Concentration Screening Levels

Table 1. Volatile constituents and target indoor air concentration screening levels.

Appendix F-4. Soil Vapor Extraction and Vapor Intrusion Mitigation System Zone of Influence

Figure 1. Central General Services Area soil vapor treatment system and the estimated zone of influence of extraction wellfield.

Figure 2. Building 834 Source soil vapor treatment system and the estimated zone of influence of extraction wellfield.

Figure 3. Building 854 Source soil vapor treatment system and the estimated zone of influence of extraction wellfield.

Figure 4. Building 832 Source soil vapor treatment system and the estimated zone of influence of extraction wellfield.

Figure 5. Building 830 Source soil vapor treatment system and the estimated zone of influence of extraction wellfield.

Figure 6. Building 833 sub-slab depressurization system and the estimated zone of influence of extraction wellfield.

Table 1. List of Site 300 soil vapor extraction and vapor intrusion mitigation systems and buildings within the zone of influence.

Appendix F-1

Vapor Intrusion
Building Prioritization

Appendix F-1. Vapor Intrusion Building Prioritization

This appendix contains the annual update to the building priority list for the Lawrence Livermore National Laboratory (LLNL) Site 300.

The building prioritization uses the most recent groundwater screening levels and highest concentration in groundwater within 100 feet of a building footprint. The highest concentration in groundwater was determined by selecting the higher value of either the measured concentration in a nearby well (data range January 1, 2017, through December 31, 2021) or the plume concentration (based on the total volatile organic compound groundwater plumes presented in the Annual 2016 Compliance Monitoring Report for Site 300).

The following tables and figures detail the approach used in prioritizing and ranking buildings at Site 300 based on the potential for vapor intrusion from subsurface contamination to indoor air.

Appendix F-1 Table 1. List of buildings and associated well(s) in the first water-bearing zone within 100 feet of the building footprint.

The maximum concentration for each contaminant of concern (COC) that exceeded the groundwater screening value is presented for each well (data range January 1, 2017, through December 31, 2021). The maximum concentration for each COC for each building is also presented on the same row as the building number. If there is no concentration data presented for a well, the well was not sampled during the data review period. If there is no concentration data presented for a building, there are no wells in the first water-bearing zone within 100 feet of the building footprint. If the value is zero, the concentration of the contaminant is below the detection limit.

All COCs that are known to have any measured concentrations above the Environmental Protection Agency (EPA) Vapor Intrusion Screening Level (VISL) or California Department of Toxic Substances and Control (CA DTSC) screening values in samples collected from wells completed in the first water-bearing zone were included in the analysis.

Appendix F-1 Table 2. List of buildings and the maximum concentration for each contaminant of concern that exceeded the groundwater screening value observed in a well in the first water-bearing zone within 100 feet of the building footprint.

Maximum concentrations in this table are obtained from the detailed concentration data presented in Appendix F-1 Table 1. If there is no concentration data presented for a building, there are no wells in the first water-bearing zone within 100 feet of the building footprint (data range January 1, 2017, through December 31, 2021). If the value is zero, the concentration of the contaminant is below the detection limit.

Appendix F-1 Table 3. List of buildings and the maximum concentration of total volatile organic compounds in the first water-bearing zone within 100 feet of the building footprint.

If there is no concentration data presented for a building, there is no plume in the first water-bearing zone within 100 feet of the building footprint (plume data is based on the total volatile organic compound groundwater plumes presented in the Annual 2016 Compliance Monitoring Report for Site 300).

Appendix F-1. Vapor Intrusion Building Prioritization

Appendix I-1 Table 4. List of buildings and the maximum concentration for each contaminant of concern that exceeded the groundwater screening value observed in a well or total volatile organic compound plume (assumed to be all trichloroethene) in the first water-bearing zone within 100 feet of the building footprint. Maximum concentrations in this table are obtained by including the highest concentrations from Appendix F-1 Tables 2 and 3. If there is no concentration data presented for a building, there is no well or total volatile organic compound plume in the first water-bearing zone within 100 feet of the building footprint. Total volatile organic compound plumes (assumed to be all trichloroethene (TCE)) were used for the plume analysis as it is not possible to generate individual volatile organic compound plumes, other than TCE, due to their sporadic distribution.
Appendix F-1 Table 5. Site-specific groundwater screening levels for Lawrence Livermore National Laboratory. The groundwater screening levels were determined using site-specific parameters. Target Cancer Risk = 1E-06 or Target Hazard Quotient = 1.0 Groundwater temperature = 20 degrees Celsius Industrial site use
Appendix F-1 Table 6. Prioritized list of buildings, maximum concentration for each contaminant of concern divided by its respective screening level, final rank score, and rank group for buildings. The sum of the individual unitless scores is used to determine a final rank for each building. A plot of the final rank for each building (Appendix F-1 Figure 1) was used to determine the rank groups based on changes in slope. Final Rank Score = Conc(TCE) / SL(TCE) + Conc(PCE) / SL(PCE) + … + Conc(CTET) / SL(CTET) Where; Conc = source concentration in groundwater from Appendix F-1 Table 4, SL = Screening level from Appendix F-1 Table 5, TCE = Trichloroethene, PCE = Tetrachloroethene, CTET = Carbon tetrachloride. All volatile chemicals exceeding screening levels were used in ranking.
Appendix F-1 Figure 1. Distribution of the final rank score for all buildings. The change in slope in the distribution of the final rank score is used to determine the four rank groups.

Appendix F-1 Table 1. List of buildings and associated well(s) in the first water-bearing zone within 100 feet of the building footprint.

Building Number	Well	Chloroform µg/L	cis-1,2-Dichloroethene µg/L	Tetrachloroethene µg/L	Trichloroethene µg/L	Vinyl chloride µg/L
802						
803						
804		**0**	**0**	**0**	**0**	**0**
	W-PIT1-2209	0	0	0	0	0
805						
807						
811						
813						
819						
821						
825						
826						
830		**0**	**0**	**2.4**	**1100**	**0**
	SVI-830-031	0	0	1.2	74	0
	SVI-830-032	0	0	0	120	0
	SVI-830-033	0	0	0	17	0
	SVI-830-035	0	0	0	1100	0
	W-830-09	0	0	0	0	0
	W-830-12	0	0	0	0	0
	W-830-1807	0	0	2.4	150	0
	W-830-30	0	0	0	11	0
	W-830-3102	0	0	0	0	0
	W-830-34	0	0	0	890	0
833		**0**	**0**	**0**	**91**	**0**
	W-833-03					
	W-833-28					
	W-833-30	0	0	0	0	0
	W-833-33	0	0	0	91	0
	W-833-34					
835						
837						
841		**0**	**0**	**0**	**0**	**0**
	W-841-01	0	0	0	0	0
846						
848						
850						
	NC7-70					
	W-850-05					
856		**0**	**0**	**0**	**0**	**0**
	W-854-08	0	0	0	0	0
859						
860						
865		**0**	**0**	**1.3**	**0**	**0**
	W-865-02	0	0	1.3	0	0
	W-865-2002	0	0	0	0	0
867						
	NC2-05					
	NC2-05A					
869		**0**	**0**	**1.6**	**14**	**0.54**
	W-7A	0	0	0	0	0
	W-7G	0	0	0	0	0.54
	W-7H	0	0	0	0	0

Appendix F-1 Table 1. List of buildings and associated well(s) in the first water-bearing zone within 100 feet of the building footprint.

Building Number	Well	Chloroform µg/L	cis-1,2-Dichloroethene µg/L	Tetrachloroethene µg/L	Trichloroethene µg/L	Vinyl chloride µg/L
	W-CGSA-1732					
	W-CGSA-1733	0	0	1.6	14	0
	W-CGSA-1739	0	0	0	3.7	0
	WELL07					
	WELL19					
870						
871		**0**	**0**	**0**	**0**	**0**
	W-830-1730	0	0	0	0	0
872		**0**	**0**	**0**	**11**	**0**
	W-872-01	0	0	0	0	0
	W-872-02	0	0	0	11	0
	W-875-03	0	0	0	0	0
873		**0**	**2.8**	**0**	**11**	**0**
	W-873-01	0	2.8	0	11	0
	W-873-03	0	0	0	0	0
	W-873-04	0	0	0	0	0
	W-873-06	0	0	0	3.2	0
874		**0**	**0.63**	**0**	**0**	**0**
	W-830-3503	0	0.63	0	0	0
875		**1.5**	**86**	**140**	**1300**	**0**
	W-7F	1.5	1.2	0	8.5	0
	W-7I	0	71	68	950	0
	W-7J	0	0	0	0	0
	W-872-01	0	0	0	0	0
	W-875-01	0	2.9	0	2.9	0
	W-875-02	0	0	0	0	0
	W-875-03	0	0	0	0	0
	W-875-04	0	0	0	0	0
	W-875-05	0	0	0	0	0
	W-875-06	0	0	0	0	0
	W-875-07	0	38	140	1300	0
	W-875-08	0	86	3.1	96	0
	W-875-09	0	10	24	350	0
	W-875-10	0	7.7	0	80	0
	W-875-11	0	9	3.2	44	0
	W-875-12-A					
	W-875-12-B					
	W-875-12-C					
	W-875-12-D					
	W-875-13-A					
	W-875-13-B					
	W-875-13-C					
	W-875-15	0	19	10	100	0
	W-876-01	0	3.3	0	4.1	0
876		**0**	**3.3**	**0**	**4.1**	**0**
	W-875-04	0	0	0	0	0
	W-876-01	0	3.3	0	4.1	0
877						
878		**1.5**	**71**	**140**	**1300**	**0**
	W-7F	1.5	1.2	0	8.5	0
	W-7I	0	71	68	950	0
	W-7J	0	0	0	0	0
	W-7Q	0	0.66	11	100	0
	W-875-02	0	0	0	0	0
	W-875-07	0	38	140	1300	0
	W-875-11	0	9	3.2	44	0
	W-875-13-A					
	W-875-13-B					
	W-875-13-C					
	W-875-15	0	19	10	100	0
	W-CGSA-1732					
879		**0**	**0**	**0**	**12**	**0**
	W-879-01	0	0	0	0	0
	W-CGSA-2708	0	0	0	12	0
	W-CGSA-2907					
	W-CGSA-2908	0	0	0	0	0

Appendix F-1 Table 1. List of buildings and associated well(s) in the first water-bearing zone within 100 feet of the building footprint.

Building Number	Well	Chloroform µg/L	cis-1,2-Dichloroethene µg/L	Tetrachloroethene µg/L	Trichloroethene µg/L	Vinyl chloride µg/L
880		**0**	**0**	**0.57**	**0**	**0**
	W-830-2610					
	W-880-01	0	0	0	0	0
	W-880-02	0	0	0.57	0	0
	W-880-03	0	0	0	0	0
882						
883		**0**	**3.5**	**0**	**12**	**3.4**
	W-875-05	0	0	0	0	0
	W-889-01	0	3.5	0	11	3.4
	W-CGSA-2708	0	0	0	12	0
888		**0**	**0.94**	**0**	**22**	**0.5**
	W-6BD	0	0	0	0	0
	W-6BR					
	W-6BS	0	0	0	14	0
	W-6K	0	0.94	0	16	0
	W-6L	0	0	0	22	0.5
	WELL06					
	WELL18	0	0	0	0	0
889						
890		**0**	**0.94**	**0**	**22**	**0.5**
	W-6BD	0	0	0	0	0
	W-6BR					
	W-6BS	0	0	0	14	0
	W-6K	0	0.94	0	16	0
	W-6L	0	0	0	22	0.5
	W-815-2621	0	0	0	21	0
	WELL06					
	WELL18	0	0	0	0	0
892						
894						
895						
896						
897						
898						
975						
988						
8340		**26**	**36000**	**970**	**210000**	**190**
	SVS-834-D01					
	SVS-834-D02					
	SVS-834-D03					
	SVS-834-D04					
	SVS-834-D05					
	SVS-834-D07					
	SVS-834-D08					
	W-834-1709	0.96	380	20	6200	5.3
	W-834-1711	0.6	44	1.7	2600	0
	W-834-1712					
	W-834-2001	0	1100	10	540	0
	W-834-3301	1.4	31	7	2600	0
	W-834-A1	26	36000	970	210000	0
	W-834-A2	0	1000	0	710	0
	W-834-B2	0	1400	83	870	0
	W-834-B4	0	7900	3.8	1500	3
	W-834-C5	0	20000	110	25000	8.3
	W-834-D10	0	0	12	3800	0
	W-834-D11					
	W-834-D12	0	440	4.9	2000	0
	W-834-D13	1.4	2500	88	8800	3

Appendix F-1 Table 1. List of buildings and associated well(s) in the first water-bearing zone within 100 feet of the building footprint.

Building Number	Well	Chloroform µg/L	cis-1,2-Dichloroethene µg/L	Tetrachloroethene µg/L	Trichloroethene µg/L	Vinyl chloride µg/L
	W-834-D14	1.5	4700	14	12000	6.9
	W-834-D15	2.6	1100	24	19000	0
	W-834-D3	0	190	2.8	160	180
	W-834-D4	0.66	1400	21	5400	190
	W-834-D5	0	6400	3.5	4500	170
	W-834-D6	0.83	1700	6.8	3500	1.3
	W-834-D7	0.94	250	40	6600	0
	W-834-D8					
	W-834-D9A					
	W-834-J1	0	1	0	72	0
	W-834-J2	0	32	0	240	2.3
	W-834-U1	13	2800	230	40000	84
8710						
8724		**0**	**0**	**0**	**5.6**	**0**
	W-873-02	0	0	0	5.6	0
	W-873-07	0	0	0	5.5	0
8726		**0**	**0**	**0**	**11**	**0**
	W-872-02	0	0	0	11	0
	W-873-02	0	0	0	5.6	0
	W-873-07	0	0	0	5.5	0
801A						
801B						
801D						
806A						
806B						
806C						
806D						
809A						
	W-809-04					
809B						
	W-809-04					
809C		**0**	**0**	**0**	**0**	**0**
	W-809-04					
	W-817-3023	0	0	0	0	0
810A						
810B						
810C						
812A		**0.78**	**0**	**0**	**0**	**0**
	W-812-01	0	0	0	0	0
	W-812-02	0.78	0	0	0	0
812B						
812C						
812D		**0**	**0**	**0**	**0**	**0**
	W-812-01	0	0	0	0	0
812E		**0.78**	**0**	**0**	**0**	**0**
	W-812-02	0.78	0	0	0	0
	W-812-1925	0.78	0	0	0	0
	W-812-1933	0	0	0	0	0
817A		**0**	**0**	**0**	**0**	**0**
	W-817-01	0	0	0	0	0
	W-817-3023	0	0	0	0	0
817B						
817D						

Appendix F-1 Table 1. List of buildings and associated well(s) in the first water-bearing zone within 100 feet of the building footprint.

Building Number	Well	Chloroform µg/L	cis-1,2-Dichloroethene µg/L	Tetrachloroethene µg/L	Trichloroethene µg/L	Vinyl chloride µg/L
817E		**0**	**0**	**0**	**0**	**0**
	W-817-3023	0	0	0	0	0
817F						
817G						
817H		**0**	**0**	**0**	**0**	**0**
	W-817-01	0	0	0	0	0
818A						
823A		**0**	**0**	**0**	**3.8**	**0**
	W-817-07	0	0	0	0	0
	W-817-3026	0	0	0	3.8	0
823B		**0**	**0**	**0**	**1.7**	**0**
	W-817-3025	0	0	0	1.7	0
827A						
827B						
827C						
827D						
827E						
828A						
828B						
828C						
832A		**0**	**1**	**0**	**200**	**0**
	W-832-12	0	1	0	39	0
	W-832-13	0	0.52	0	47	0
	W-832-14	0	0	0	35	0
	W-832-15	0	0.8	0	44	0
	W-832-16	0	0	0	3	0
	W-832-17	0	0	0	3.1	0
	W-832-18	0	0	0	200	0
	W-832-19	0	0	0	5.8	0
	W-832-20	0	0	0	26	0
	W-832-21	0	0	0	0	0
	W-832-22					
	W-832-3303	0	0	0	23	0
832B		**0**	**1**	**0**	**1700**	**0**
	W-832-12	0	1	0	39	0
	W-832-13	0	0.52	0	47	0
	W-832-14	0	0	0	35	0
	W-832-15	0	0.8	0	44	0
	W-832-16	0	0	0	3	0
	W-832-17	0	0	0	3.1	0
	W-832-18	0	0	0	200	0
	W-832-19	0	0	0	5.8	0
	W-832-20	0	0	0	26	0
	W-832-21	0	0	0	0	0
	W-832-22					
	W-832-23	0	0	0	240	0
	W-832-3019	0	0.66	0	1700	0
832C		**0**	**1**	**0**	**200**	**0**
	W-832-12	0	1	0	39	0
	W-832-13	0	0.52	0	47	0
	W-832-14	0	0	0	35	0
	W-832-15	0	0.8	0	44	0
	W-832-16	0	0	0	3	0
	W-832-17	0	0	0	3.1	0
	W-832-18	0	0	0	200	0
	W-832-19	0	0	0	5.8	0
	W-832-20	0	0	0	26	0

Appendix F-1 Table 1. List of buildings and associated well(s) in the first water-bearing zone within 100 feet of the building footprint.

Building Number	Well	Chloroform µg/L	cis-1,2-Dichloroethene µg/L	Tetrachloroethene µg/L	Trichloroethene µg/L	Vinyl chloride µg/L
	W-832-21	0	0	0	0	0
	W-832-22					
832D		**0**	**1**	**0**	**200**	**0**
	W-832-12	0	1	0	39	0
	W-832-13	0	0.52	0	47	0
	W-832-14	0	0	0	35	0
	W-832-15	0	0.8	0	44	0
	W-832-16	0	0	0	3	0
	W-832-17	0	0	0	3.1	0
	W-832-18	0	0	0	200	0
	W-832-19	0	0	0	5.8	0
	W-832-20	0	0	0	26	0
	W-832-21	0	0	0	0	0
	W-832-22					
832E		**1.4**	**0.66**	**0**	**1700**	**0**
	W-832-05					
	W-832-06	0	0	0	0	0
	W-832-23	0	0	0	240	0
	W-832-3019	0	0.66	0	1700	0
	W-832-3209	1.4	0	0	21	0
	W-832-3210	0	0	0	18	0
834A		**26**	**36000**	**970**	**210000**	**460**
	SVS-834-D01					
	SVS-834-D02					
	SVS-834-D03					
	SVS-834-D04					
	SVS-834-D05					
	SVS-834-D07					
	SVS-834-D08					
	W-834-1709	0.96	380	20	6200	5.3
	W-834-1711	0.6	44	1.7	2600	0
	W-834-1712					
	W-834-2001	0	1100	10	540	0
	W-834-3301	1.4	31	7	2600	0
	W-834-A1	26	36000	970	210000	0
	W-834-A2	0	1000	0	710	0
	W-834-B2	0	1400	83	870	0
	W-834-B3	0	4200	1.3	670	460
	W-834-B4	0	7900	3.8	1500	3
	W-834-C2	0	5.8	0.86	430	0
	W-834-C4	0	150	0	130	0
	W-834-C5	0	20000	110	25000	8.3
	W-834-D10	0	0	12	3800	0
	W-834-D11					
	W-834-D12	0	440	4.9	2000	0
	W-834-D13	1.4	2500	88	8800	3
	W-834-D14	1.5	4700	14	12000	6.9
	W-834-D15	2.6	1100	24	19000	0
	W-834-D2					
	W-834-D3	0	190	2.8	160	180
	W-834-D4	0.66	1400	21	5400	190
	W-834-D5	0	6400	3.5	4500	170
	W-834-D6	0.83	1700	6.8	3500	1.3
	W-834-D8					
	W-834-D9A					
	W-834-U1	13	2800	230	40000	84
834B		**26**	**36000**	**970**	**210000**	**460**
	SVS-834-D04					
	SVS-834-D07					
	W-834-2001	0	1100	10	540	0
	W-834-3301	1.4	31	7	2600	0
	W-834-A1	26	36000	970	210000	0
	W-834-A2	0	1000	0	710	0
	W-834-B2	0	1400	83	870	0
	W-834-B3	0	4200	1.3	670	460
	W-834-B4	0	7900	3.8	1500	3
	W-834-C4	0	150	0	130	0
	W-834-C5	0	20000	110	25000	8.3

Appendix F-1 Table 1. List of buildings and associated well(s) in the first water-bearing zone within 100 feet of the building footprint.

Building Number	Well	Chloroform µg/L	cis-1,2-Dichloroethene µg/L	Tetrachloroethene µg/L	Trichloroethene µg/L	Vinyl chloride µg/L
	W-834-D10	0	0	12	3800	0
	W-834-D11					
	W-834-D15	2.6	1100	24	19000	0
	W-834-D2					
	W-834-D8					
	W-834-U1	13	2800	230	40000	84
834C		**26**	**36000**	**970**	**210000**	**460**
	SVS-834-D01					
	SVS-834-D02					
	SVS-834-D04					
	SVS-834-D07					
	SVS-834-D08					
	W-834-1709	0.96	380	20	6200	5.3
	W-834-1711	0.6	44	1.7	2600	0
	W-834-1712					
	W-834-A1	26	36000	970	210000	0
	W-834-A2	0	1000	0	710	0
	W-834-B2	0	1400	83	870	0
	W-834-B3	0	4200	1.3	670	460
	W-834-B4	0	7900	3.8	1500	3
	W-834-C2	0	5.8	0.86	430	0
	W-834-C4	0	150	0	130	0
	W-834-C5	0	20000	110	25000	8.3
	W-834-D15	2.6	1100	24	19000	0
	W-834-D2					
	W-834-D3	0	190	2.8	160	180
	W-834-D4	0.66	1400	21	5400	190
834D		**26**	**36000**	**970**	**210000**	**190**
	SVS-834-D01					
	SVS-834-D02					
	SVS-834-D03					
	SVS-834-D04					
	SVS-834-D05					
	SVS-834-D07					
	SVS-834-D08					
	W-834-1709	0.96	380	20	6200	5.3
	W-834-1711	0.6	44	1.7	2600	0
	W-834-1712					
	W-834-3301	1.4	31	7	2600	0
	W-834-A1	26	36000	970	210000	0
	W-834-A2	0	1000	0	710	0
	W-834-B2	0	1400	83	870	0
	W-834-B4	0	7900	3.8	1500	3
	W-834-C2	0	5.8	0.86	430	0
	W-834-C4	0	150	0	130	0
	W-834-C5	0	20000	110	25000	8.3
	W-834-D10	0	0	12	3800	0
	W-834-D11					
	W-834-D12	0	440	4.9	2000	0
	W-834-D13	1.4	2500	88	8800	3
	W-834-D14	1.5	4700	14	12000	6.9
	W-834-D15	2.6	1100	24	19000	0
	W-834-D2					
	W-834-D3	0	190	2.8	160	180
	W-834-D4	0.66	1400	21	5400	190
	W-834-D5	0	6400	3.5	4500	170
	W-834-D6	0.83	1700	6.8	3500	1.3
	W-834-D9A					
	W-834-J1	0	1	0	72	0
	W-834-J2	0	32	0	240	2.3
834E						
	W-834-D16					
834F						
834G						
834H		**0.96**	**1400**	**21**	**6200**	**190**
	SVS-834-D01					

Appendix F-1 Table 1. List of buildings and associated well(s) in the first water-bearing zone within 100 feet of the building footprint.

Building Number	Well	Chloroform µg/L	cis-1,2-Dichloroethene µg/L	Tetrachloroethene µg/L	Trichloroethene µg/L	Vinyl chloride µg/L
	SVS-834-D02					
	SVS-834-D07					
	SVS-834-D08					
	W-834-1709	0.96	380	20	6200	5.3
	W-834-1711	0.6	44	1.7	2600	0
	W-834-1712					
	W-834-C2	0	5.8	0.86	430	0
	W-834-D2					
	W-834-D3	0	190	2.8	160	180
	W-834-D4	0.66	1400	21	5400	190
	W-834-H2	0	0	0	58	0
	W-834-J1	0	1	0	72	0
	W-834-J2	0	32	0	240	2.3
834J		**1.5**	**6400**	**88**	**12000**	**190**
	SVS-834-D01					
	SVS-834-D02					
	SVS-834-D03					
	SVS-834-D08					
	W-834-1709	0.96	380	20	6200	5.3
	W-834-1711	0.6	44	1.7	2600	0
	W-834-1712					
	W-834-D13	1.4	2500	88	8800	3
	W-834-D14	1.5	4700	14	12000	6.9
	W-834-D3	0	190	2.8	160	180
	W-834-D4	0.66	1400	21	5400	190
	W-834-D5	0	6400	3.5	4500	170
	W-834-D6	0.83	1700	6.8	3500	1.3
	W-834-D9A					
	W-834-H2	0	0	0	58	0
	W-834-J1	0	1	0	72	0
	W-834-J2	0	32	0	240	2.3
834K						
	W-834-S10					
834L						
836A						
836B						
836C						
836D						
843A						
843B						
845A		**0**	**0**	**0**	**0**	**0**
	K9-01	0	0	0	0	0
	K9-04	0	0	0	0	0
845B						
845ODU		**0**	**0**	**0**	**0**	**0**
	K9-03	0	0	0	0	0
851A						
851B		**0**	**0**	**0**	**0**	**0**
	W-851-06	0	0	0	0	0
851C						
854A		**0**	**0**	**0**	**44**	**0**
	W-854-10	0	0	0	44	0
854H		**0**	**0**	**0**	**15**	**0**
	W-854-18A	0	0	0	15	0
855A		**0**	**0**	**0**	**0**	**0**
	W-854-12					
	W-854-13	0	0	0	0	0
855B		**0**	**0**	**0**	**0**	**0**

Appendix F-1 Table 1. List of buildings and associated well(s) in the first water-bearing zone within 100 feet of the building footprint.

Building Number	Well	Chloroform µg/L	cis-1,2-Dichloroethene µg/L	Tetrachloroethene µg/L	Trichloroethene µg/L	Vinyl chloride µg/L
	W-854-12					
	W-854-13	0	0	0	0	0
855C		**0**	**0**	**0**	**0**	**0**
	W-854-13	0	0	0	0	0
865A		**0**	**0**	**1.3**	**0**	**0**
	W-865-02	0	0	1.3	0	0
865B		**0**	**0**	**1.3**	**0**	**0**
	W-865-02	0	0	1.3	0	0
865D						
865E						
865G						
865H						
874A						
874B						
899A		**0**	**0**	**0**	**0.87**	**0**
	K6-17	0	0	0	0.87	0
	K6-23	0	0	0	0.58	0
899B		**0**	**0**	**0**	**0.58**	**0**
	K6-23	0	0	0	0.58	0
HH		**0**	**0**	**0**	**3.7**	**0**
	K8-01	0	0	0	3.7	0
M1						
M10						
M15						
M2						
M21						
M22						
M23						
	W-806-06					
M24						
M3						
M30						
M31						
M32						
M33						
M34						
M35						
M36						
M37						
M38						
M4						
M41						
M5						

Appendix F-1 Table 1. List of buildings and associated well(s) in the first water-bearing zone within 100 feet of the building footprint.

Building Number	Well	Chloroform µg/L	cis-1,2-Dichloroethene µg/L	Tetrachloroethene µg/L	Trichloroethene µg/L	Vinyl chloride µg/L
M51						
M52		**0**	**0**	**0**	**0**	**0**
	W-831-01	0	0	0	0	0
M58		**0**	**0**	**0**	**0**	**0**
	W-854-3305	0	0	0	0	0
	W-854-3306	0	0	0	0	0
	W-854-3307	0	0	0	0	0
	W-854-45	0	0	0	0	0
M7						
M70						
M71						
M72						
M8						
M80						
M810						
M812-1		**0.78**	**0**	**0**	**0**	**0**
	W-812-02	0.78	0	0	0	0
M812-2		**0.78**	**0**	**0**	**0**	**0**
	W-812-02	0.78	0	0	0	0
M816						
M817C						
M818C						
M82						
M824						
M825-1						
M825-2						
M825-3						
M826-1&2						
M83						
M832-1		**0**	**0.66**	**0**	**1700**	**0**
	W-832-14	0	0	0	35	0
	W-832-18	0	0	0	200	0
	W-832-20	0	0	0	26	0
	W-832-22					
	W-832-23	0	0	0	240	0
	W-832-3019	0	0.66	0	1700	0
M832-2		**0**	**1**	**0**	**47**	**0**
	W-832-12	0	1	0	39	0
	W-832-13	0	0.52	0	47	0
	W-832-15	0	0.8	0	44	0
	W-832-16	0	0	0	3	0
	W-832-17	0	0	0	3.1	0
	W-832-21	0	0	0	0	0
M834M		**0**	**0**	**0**	**58**	**0**
	W-834-H2	0	0	0	58	0
M845-1						
M850						
	W-850-05					

Appendix F-1 Table 1. List of buildings and associated well(s) in the first water-bearing zone within 100 feet of the building footprint.

Building Number	Well	Chloroform µg/L	cis-1,2-Dichloroethene µg/L	Tetrachloroethene µg/L	Trichloroethene µg/L	Vinyl chloride µg/L
M850-1						
M851-1		**0**	**0**	**0**	**0**	**0**
	W-851-05	0	0	0	0	0
M851-2						
M854V		**0**	**0**	**0**	**15**	**0**
	W-854-18A	0	0	0	15	0
	W-854-2218	0	0	0	15	0
	W-854-F2					
M857						
M899-1		**0**	**0**	**0**	**0.87**	**0**
	K6-17	0	0	0	0.87	0
OS845C						
OS858		**0**	**0**	**0**	**0**	**0**
	W-854-1731	0	0	0	0	0
OS858B						
OS891						
OS899C		**0**	**0**	**0.78**	**1.7**	**0**
	BC6-10	0	0	0	0	0
	BC6-11					
	BC6-12					
	EP6-06	0	0	0	0	0
	K6-18	0	0	0	1.7	0
	K6-35	0	0	0	0	0
	K6-36	0	0	0.78	0.88	0
OS899D						
OSM854H						
PRAN		**0**	**0**	**0**	**0.87**	**0**
	K6-24	0	0	0	0	0
	K6-26	0	0	0	0	0
	K6-27	0	0	0	0	0
	K6-33	0	0	0	0.87	0
	W-PIT6-2817	0	0	0	0	0
PRAS		**0**	**0**	**0**	**0.87**	**0**
	K6-23	0	0	0	0.58	0
	K6-24	0	0	0	0	0
	K6-26	0	0	0	0	0
	K6-27	0	0	0	0	0
	K6-33	0	0	0	0.87	0
	W-PIT6-2817	0	0	0	0	0
Propane Tank		**0.72**	**0.52**	**0**	**10**	**0**
	W-4A	0.72	0	0	10	0
	W-4AS	0	0	0	4.3	0
	W-4B	0	0.52	0	5.8	0
	W-4C	0	0	0	0	0
	WELL04					
S7		**0**	**0.66**	**0**	**1700**	**0**
	W-832-05					
	W-832-06	0	0	0	0	0
	W-832-18	0	0	0	200	0
	W-832-20	0	0	0	26	0
	W-832-23	0	0	0	240	0
	W-832-3019	0	0.66	0	1700	0
	W-832-3210	0	0	0	18	0
SNBNF001		**0**	**9**	**3.2**	**80**	**0**
	W-872-01	0	0	0	0	0
	W-872-02	0	0	0	11	0
	W-875-03	0	0	0	0	0
	W-875-10	0	7.7	0	80	0
	W-875-11	0	9	3.2	44	0
SNBNF002		**0**	**0**	**0**	**5.6**	**0**

Appendix F-1 Table 1. List of buildings and associated well(s) in the first water-bearing zone within 100 feet of the building footprint.

Building Number	Well	Chloroform µg/L	cis-1,2-Dichloroethene µg/L	Tetrachloroethene µg/L	Trichloroethene µg/L	Vinyl chloride µg/L
	W-873-02	0	0	0	5.6	0
	W-873-07	0	0	0	5.5	0
SNBNF003		**0**	**0**	**0**	**5.6**	**0**
	W-873-02	0	0	0	5.6	0
	W-873-04	0	0	0	0	0
	W-873-06	0	0	0	3.2	0
	W-873-07	0	0	0	5.5	0
SNBNF004		**0**	**0**	**0**	**5.6**	**0**
	W-873-02	0	0	0	5.6	0
	W-873-04	0	0	0	0	0
	W-873-06	0	0	0	3.2	0
SNBNF005		**0**	**0**	**0**	**5.6**	**0**
	W-873-02	0	0	0	5.6	0
	W-873-04	0	0	0	0	0
	W-873-06	0	0	0	3.2	0
SNBNF006		**0**	**3.3**	**0**	**4.1**	**0**
	W-876-01	0	3.3	0	4.1	0
SNBNF007		**0**	**3.3**	**0**	**4.1**	**0**
	W-875-01	0	2.9	0	2.9	0
	W-875-04	0	0	0	0	0
	W-875-05	0	0	0	0	0
	W-876-01	0	3.3	0	4.1	0
SNBNF008		**0**	**3.3**	**0**	**4.1**	**0**
	W-875-01	0	2.9	0	2.9	0
	W-875-02	0	0	0	0	0
	W-875-04	0	0	0	0	0
	W-875-05	0	0	0	0	0
	W-876-01	0	3.3	0	4.1	0
SNBNF009		**0**	**3.3**	**0**	**4.1**	**0**
	W-875-01	0	2.9	0	2.9	0
	W-875-02	0	0	0	0	0
	W-875-04	0	0	0	0	0
	W-875-05	0	0	0	0	0
	W-876-01	0	3.3	0	4.1	0
SNBNF010		**0**	**2.9**	**0**	**2.9**	**0**
	W-875-01	0	2.9	0	2.9	0
	W-875-02	0	0	0	0	0
	W-875-04	0	0	0	0	0
	W-875-05	0	0	0	0	0
	W-875-06	0	0	0	0	0
SNBNF011		**0**	**2.3**	**18**	**250**	**0.54**
	W-7G	0	0	0	0	0.54
	W-7H	0	0	0	0	0
	W-7O	0	2.3	18	250	0
	W-CGSA-1732					
	WELL07					
	WELL19					
SNBNF012		**0**	**2.3**	**18**	**250**	**0.54**
	W-7A	0	0	0	0	0
	W-7G	0	0	0	0	0.54
	W-7H	0	0	0	0	0
	W-7O	0	2.3	18	250	0
	W-CGSA-1732					
	WELL07					
	WELL19					
SNBNF013		**0**	**2.3**	**18**	**250**	**0.54**
	W-7A	0	0	0	0	0
	W-7G	0	0	0	0	0.54
	W-7H	0	0	0	0	0
	W-7O	0	2.3	18	250	0
	W-CGSA-1732					
	WELL07					
	WELL19					
SNBNF014		**0**	**0**	**1.6**	**14**	**0.54**
	W-7G	0	0	0	0	0.54
	W-7H	0	0	0	0	0
	W-CGSA-1733	0	0	1.6	14	0
	W-CGSA-1739	0	0	0	3.7	0

Appendix F-1 Table 1. List of buildings and associated well(s) in the first water-bearing zone within 100 feet of the building footprint.

Building Number	Well	Chloroform µg/L	cis-1,2-Dichloroethene µg/L	Tetrachloroethene µg/L	Trichloroethene µg/L	Vinyl chloride µg/L
	WELL07					
	WELL19					
SNBNF015		**0**	**0**	**1.6**	**14**	**0.54**
	W-7G	0	0	0	0	0.54
	W-7H	0	0	0	0	0
	W-CGSA-1733	0	0	1.6	14	0
	W-CGSA-1739	0	0	0	3.7	0
	WELL07					
	WELL19					
SNBNF016		**0**	**0**	**1.6**	**14**	**0.54**
	W-7G	0	0	0	0	0.54
	W-7H	0	0	0	0	0
	W-CGSA-1733	0	0	1.6	14	0
	W-CGSA-1739	0	0	0	3.7	0
	WELL07					
	WELL19					
SNBNF017						
SNBNF018						
SNBNF019						
SNBNF020						
SNBNF021						
SNBNF022						
SNBNF023						
SNBNF024						
SNBNF025						
SNBNF026						
SNBNF027						
SNBNF028						
SNBNF029		**0**	**0**	**0**	**12**	**0**
	W-879-01	0	0	0	0	0
	W-CGSA-2708	0	0	0	12	0
	W-CGSA-2907					
	W-CGSA-2908	0	0	0	0	0
SNBNF030		**0**	**0**	**0**	**12**	**0**
	W-879-01	0	0	0	0	0
	W-CGSA-2708	0	0	0	12	0
	W-CGSA-2907					
	W-CGSA-2908	0	0	0	0	0
SNBNF031		**0**	**0**	**0**	**0**	**0**
	W-843-02	0	0	0	0	0
SNBNF032						
SNBNF033						
SNBNF034						
SNBNF035		**0**	**0**	**0**	**1.1**	**0**
	W-26R-11	0	0	0	1.1	0
	W-7D					
	W-7DS	0	0	0	0	0
SNBNF036						
	W-25N-04					
SNBNF037						
SNBNF038						

Appendix F-1 Table 1. List of buildings and associated well(s) in the first water-bearing zone within 100 feet of the building footprint.

Building Number	Well	Chloroform µg/L	cis-1,2-Dichloroethene µg/L	Tetrachloroethene µg/L	Trichloroethene µg/L	Vinyl chloride µg/L
SNBNF039						
SNBNF040						
SNBNF041						
SNBNF042		**0**	**0**	**0.57**	**0**	**0**
	W-830-2610					
	W-880-01	0	0	0	0	0
	W-880-02	0	0	0.57	0	0
	W-880-03	0	0	0	0	0
SNBNF043		**0**	**0**	**0.57**	**0**	**0**
	W-830-2610					
	W-880-01	0	0	0	0	0
	W-880-02	0	0	0.57	0	0
	W-880-03	0	0	0	0	0
SNBNF044		**0.72**	**0.52**	**0**	**10**	**0**
	W-4A	0.72	0	0	10	0
	W-4AS	0	0	0	4.3	0
	W-4B	0	0.52	0	5.8	0
	W-4C	0	0	0	0	0
	WELL04					
SNBNF045		**1.1**	**1.2**	**0**	**6.6**	**0**
	W-830-13	0	0	0	4.9	0
	W-830-14	0	1.2	0	4.2	0
	W-830-2216	1.1	0	0	6.6	0
	W-832-SC4	0	0	0	4	0
SNBNF046		**0**	**0.94**	**0**	**22**	**0.5**
	W-6BD	0	0	0	0	0
	W-6BR					
	W-6BS	0	0	0	14	0
	W-6K	0	0.94	0	16	0
	W-6L	0	0	0	22	0.5
	W-815-2621	0	0	0	21	0
	WELL06					
	WELL18	0	0	0	0	0
SNBNF047		**0**	**0.94**	**0**	**22**	**0.5**
	W-6BD	0	0	0	0	0
	W-6BR					
	W-6BS	0	0	0	14	0
	W-6K	0	0.94	0	16	0
	W-6L	0	0	0	22	0.5
	W-815-2621	0	0	0	21	0
	WELL06					
	WELL18	0	0	0	0	0
SNBNF048		**12**	**0**	**0**	**0**	**0**
	W-35C-02	0	0	0	0	0
	W-35C-03					
	WELL20	12	0	0	0	0
SNBNF049						
SNBNF050						
SNBNF051						
	W-815-3502					
SNBNF052		**0**	**0**	**0**	**0**	**0**
	W-817-01	0	0	0	0	0
SNBNF053		**0**	**0**	**0**	**0**	**0**
	W-817-01	0	0	0	0	0
SNBNF054		**0**	**0**	**0**	**0**	**0**
	W-817-01	0	0	0	0	0
SNBNF055		**0.71**	**1.3**	**0**	**2**	**0**
	W-814-01	0.71	1.3	0	2	0
	W-814-03					
	W-814-04	0	0	0	0	0
SNBNF056		**0**	**0**	**0**	**0**	**0**
	W-817-06A	0	0	0	0	0
	W-817-3023	0	0	0	0	0

Appendix F-1 Table 1. List of buildings and associated well(s) in the first water-bearing zone within 100 feet of the building footprint.

Building Number	Well	Chloroform µg/L	cis-1,2-Dichloroethene µg/L	Tetrachloroethene µg/L	Trichloroethene µg/L	Vinyl chloride µg/L
SNBNF057		**0.71**	**1.3**	**0**	**2**	**0**
	W-814-01	0.71	1.3	0	2	0
	W-814-03					
	W-814-04	0	0	0	0	0
SNBNF058		**0.71**	**1.3**	**0**	**2**	**0**
	W-814-01	0.71	1.3	0	2	0
	W-814-03					
	W-814-2134					
SNBNF059						
SNBNF060						
SNBNF061						
SNBNF062						
SNBNF063						
SNBNF064						
SNBNF065						
SNBNF066		**0**	**0**	**2.4**	**1100**	**0**
	SVI-830-031	0	0	1.2	74	0
	SVI-830-032	0	0	0	120	0
	SVI-830-033	0	0	0	17	0
	SVI-830-035	0	0	0	1100	0
	W-830-09	0	0	0	0	0
	W-830-12	0	0	0	0	0
	W-830-1807	0	0	2.4	150	0
	W-830-30	0	0	0	11	0
	W-830-3102	0	0	0	0	0
SNBNF067		**0**	**1**	**0**	**39**	**0**
	W-832-12	0	1	0	39	0
	W-832-14	0	0	0	35	0
	W-832-16	0	0	0	3	0
	W-832-19	0	0	0	5.8	0
	W-832-20	0	0	0	26	0
	W-832-22					
	W-832-3303	0	0	0	23	0
SNBNF068		**0**	**0**	**0**	**0**	**0**
	W-831-01	0	0	0	0	0
SNBNF069		**0.93**	**85**	**270**	**7400**	**0**
	W-834-S1	0.93	85	270	7400	0
	W-834-S10					
	W-834-S9	0	6.9	8.1	4400	0
SNBNF070		**13**	**6400**	**230**	**40000**	**190**
	SVS-834-D02					
	SVS-834-D03					
	SVS-834-D04					
	SVS-834-D05					
	W-834-2001	0	1100	10	540	0
	W-834-3301	1.4	31	7	2600	0
	W-834-D10	0	0	12	3800	0
	W-834-D11					
	W-834-D12	0	440	4.9	2000	0
	W-834-D13	1.4	2500	88	8800	3
	W-834-D14	1.5	4700	14	12000	6.9
	W-834-D17					
	W-834-D4	0.66	1400	21	5400	190
	W-834-D5	0	6400	3.5	4500	170
	W-834-D6	0.83	1700	6.8	3500	1.3
	W-834-D7	0.94	250	40	6600	0
	W-834-D8					
	W-834-D9A					
	W-834-J2	0	32	0	240	2.3
	W-834-U1	13	2800	230	40000	84
SNBNF071		**26**	**36000**	**970**	**210000**	**190**

Appendix F-1 Table 1. List of buildings and associated well(s) in the first water-bearing zone within 100 feet of the building footprint.

Building Number	Well	Chloroform µg/L	cis-1,2-Dichloroethene µg/L	Tetrachloroethene µg/L	Trichloroethene µg/L	Vinyl chloride µg/L
	SVS-834-D01					
	SVS-834-D02					
	SVS-834-D03					
	SVS-834-D04					
	SVS-834-D05					
	SVS-834-D08					
	W-834-1709	0.96	380	20	6200	5.3
	W-834-1711	0.6	44	1.7	2600	0
	W-834-1712					
	W-834-2001	0	1100	10	540	0
	W-834-3301	1.4	31	7	2600	0
	W-834-A1	26	36000	970	210000	0
	W-834-A2	0	1000	0	710	0
	W-834-B2	0	1400	83	870	0
	W-834-B4	0	7900	3.8	1500	3
	W-834-D10	0	0	12	3800	0
	W-834-D11					
	W-834-D12	0	440	4.9	2000	0
	W-834-D13	1.4	2500	88	8800	3
	W-834-D14	1.5	4700	14	12000	6.9
	W-834-D15	2.6	1100	24	19000	0
	W-834-D3	0	190	2.8	160	180
	W-834-D4	0.66	1400	21	5400	190
	W-834-D5	0	6400	3.5	4500	170
	W-834-D6	0.83	1700	6.8	3500	1.3
	W-834-D7	0.94	250	40	6600	0
	W-834-D8					
	W-834-D9A					
	W-834-J1	0	1	0	72	0
	W-834-J2	0	32	0	240	2.3
	W-834-U1	13	2800	230	40000	84
SNBNF073						
SNBNF074						
SNBNF075						
SNBNF076						
SNBNF077						
SNBNF078						
SNBNF079						
SNBNF080						
SNBNF081						
SNBNF082						
SNBNF083						
SNBNF084						
SNBNF085						
SNBNF086						
SNBNF087						
SNBNF088						
SNBNF089						
SNBNF090						
SNBNF091						

Appendix F-1 Table 1. List of buildings and associated well(s) in the first water-bearing zone within 100 feet of the building footprint.

Building Number	Well	Chloroform µg/L	cis-1,2-Dichloroethene µg/L	Tetrachloroethene µg/L	Trichloroethene µg/L	Vinyl chloride µg/L
SNBNF092						
SNBNF093						
SNBNF094						
SNBNF095						
SNBNF096						
SNBNF097						
SNBNF098						
SNBNF099						
SNBNF100						
SNBNF101						
SNBNF102						
SNBNF103		**0**	**1.1**	**0**	**46**	**0**
	W-829-06	0	0	0	46	0
	W-829-08	0	1.1	0	3.7	0
SNBNF104						
SNBNF105						
SNBNF106						
SNBNF107						
SNBNF108						
SNBNF109						
SNBNF110						
SNBNF111						
SNBNF112						
SNBNF113						
SNBNF114						
SNBNF115						
SNBNF116						
SNBNF117						
SNBNF118						
SNBNF119						
SNBNF120						
SNBNF121		**0**	**0**	**0**	**0**	**0**
	K9-01	0	0	0	0	0
	K9-04	0	0	0	0	0
SNBNF122						
SNBNF123						
SNBNF124						

Appendix F-1 Table 1. List of buildings and associated well(s) in the first water-bearing zone within 100 feet of the building footprint.

Building Number	Well	Chloroform µg/L	cis-1,2-Dichloroethene µg/L	Tetrachloroethene µg/L	Trichloroethene µg/L	Vinyl chloride µg/L
	WELL03					
SNBNF125						
SNBNF126						
SNBNF127						
SNBNF128						
SNBNF129						
SNBNF130						
SNBNF131						
SNBNF132						
SNBNF133						
SNBNF134						
SNBNF135						
SNBNF136						
	NC2-12D					
	NC2-12I					
	NC2-12S					
	WELL01					
	WELL16					
SNBNF137						
SNBNF138						
SNBNF139						
SNBNF140						
SNBNF141						
SNBNF142						
SNBNF143						
SNBNF144						
SNBNF145						
SNBNF146						
SNBNF147		**0**	**0**	**0**	**0**	**0**
	W-PIT1-2209	0	0	0	0	0
SNBNF148						
SNBNF149						
SNBNF150						
SNBNF151						
SNBNF152						
SNBNF153						
SNBNF154						
SNBNF155						
SNBNF156						

Appendix F-1 Table 1. List of buildings and associated well(s) in the first water-bearing zone within 100 feet of the building footprint.

Building Number	Well	Chloroform µg/L	cis-1,2-Dichloroethene µg/L	Tetrachloroethene µg/L	Trichloroethene µg/L	Vinyl chloride µg/L
SNBNF157						
SNBNF158						
SNBNF159		**0**	**0**	**0**	**0**	**0**
	W-865-2002	0	0	0	0	0
SNBNF160		**0**	**0**	**0**	**0**	**0**
	W-865-2003	0	0	0	0	0
SNBNF161						
SNBNF162		**0**	**0**	**1.3**	**0**	**0**
	W-865-02	0	0	1.3	0	0
SNBNF163						
SNBNF164						
SNBNF165						
SNBNF166		**0**	**0**	**0**	**0**	**0**
	W-865-2121	0	0	0	0	0
SNBNF167						
SNBNF168						
SNBNF169						
SNBNF170						
SNBNF171						
SNBNF172						
SNBNF173		**0**	**0**	**0**	**0**	**0**
	K7-01	0	0	0	0	0
	NC7-40	0	0	0	0	0
	NC7-67	0	0	0	0	0
	NC7-68					
	W-PIT7-02					
	W-PIT7-1903					
	W-PIT7-1904					
	W-PIT7-1905					
	W-PIT7-1907					
	W-PIT7-1915					
	W-PIT7-1916					
	W-PIT7-1917					
	W-PIT7-1918	0	0	0	0	0
	W-PIT7-1919					
	W-PIT7-2305	0	0	0	0	0
	W-PIT7-2705	0	0	0	0	0
SNBNF174		**0**	**0**	**0**	**0**	**0**
	NC7-22	0	0	0	0	0
SNBNF175						
SNBNF176						
SNBNF177						
SNBNF178		**0**	**0**	**0**	**0**	**0**
	NC7-21	0	0	0	0	0
SNBNF179		**0**	**0**	**0**	**0**	**0**
	NC7-21	0	0	0	0	0
	NC7-22	0	0	0	0	0
SNBNF180		**0**	**0**	**0**	**0**	**0**
	NC7-21	0	0	0	0	0
SNBNF181		**0**	**0**	**0**	**0**	**0**
	NC7-21	0	0	0	0	0
SNBNF182		**0**	**0**	**0**	**0**	**0**

Appendix F-1 Table 1. List of buildings and associated well(s) in the first water-bearing zone within 100 feet of the building footprint.

Building Number	Well	Chloroform µg/L	cis-1,2-Dichloroethene µg/L	Tetrachloroethene µg/L	Trichloroethene µg/L	Vinyl chloride µg/L
	NC7-21	0	0	0	0	0
SNBNF183		**0**	**0**	**0**	**0**	**0**
	NC7-21	0	0	0	0	0
SNBNF184		**0**	**0**	**0**	**0**	**0**
	NC7-21	0	0	0	0	0
SNBNF185		**0**	**0**	**0**	**0**	**0**
	NC7-21	0	0	0	0	0
SNBNF186						
SNBNF187						
	NC7-28					
	NC7-71					
	W-850-2416					
	W-850-2417					
SNBNF188						
SNBNF189						
SNBNF190						
SNBNF191						
	WELL14					
SNBNF192						
SNBNF193						
SNBNF194						
	NC7-29					
	W-850-2315					
SNBNF195						
SNBNF196						
	NC7-29					
	W-850-2315					
SNBNF197						
	NC7-29					
	W-850-2315					
SNBNF198						
SNBNF199		**0**	**0**	**0**	**0**	**0**
	W-851-06	0	0	0	0	0
SNBNF200		**0**	**0**	**0**	**0**	**0**
	W-851-06	0	0	0	0	0
SNBNF201		**0**	**0**	**0**	**0**	**0**
	W-851-06	0	0	0	0	0
SNBNF202		**0**	**0**	**0**	**0**	**0**
	W-851-06	0	0	0	0	0
SNBNF203		**0**	**0**	**0**	**0**	**0**
	W-851-06	0	0	0	0	0
SNBNF204						
SNBNF205						
SNBNF206						
SNBNF207						
SNBNF208						
SNBNF209						
SNBNF210						
SNBNF211						
SNBNF212						
SNBNF213						

Appendix F-1 Table 1. List of buildings and associated well(s) in the first water-bearing zone within 100 feet of the building footprint.

Building Number	Well	Chloroform µg/L	cis-1,2-Dichloroethene µg/L	Tetrachloroethene µg/L	Trichloroethene µg/L	Vinyl chloride µg/L
SNBNF214						
SNBNF215						
SNBNF216						
SNBNF217		**0**	**0**	**0**	**44**	**0**
	W-854-10	0	0	0	44	0
SNBNF218		**0**	**0**	**0**	**2.6**	**0**
	W-854-11					
	W-854-2611	0	0	0	2.6	0
SNBNF219		**0**	**17**	**0**	**85**	**0**
	W-854-01	0	0	0	0	0
	W-854-02	0	0	0	85	0
	W-854-17	0	17	0	11	0
	W-854-1834					
	W-854-1835					
SNBNF220		**0**	**17**	**0**	**85**	**0**
	W-854-01	0	0	0	0	0
	W-854-02	0	0	0	85	0
	W-854-17	0	17	0	11	0
	W-854-1834					
	W-854-1835					
SNBNF221						
SNBNF222		**0**	**0.82**	**0**	**28**	**0**
	W-854-06	0	0	0	0	0
	W-854-07	0	0	0	28	0
	W-854-2115	0	0	0	0	0
	W-854-2139	0	0.82	0	26	0
	WELL13					
SNBNF223		**0**	**0**	**0**	**0**	**0**
	W-854-14	0	0	0	0	0
	W-854-1731	0	0	0	0	0
SNBNF224		**0**	**0**	**0**	**0**	**0**
	W-854-14	0	0	0	0	0
	W-854-1731	0	0	0	0	0
SNBNF225		**0**	**0**	**0**	**0**	**0**
	W-854-14	0	0	0	0	0
	W-854-1731	0	0	0	0	0
SNBNF226		**0**	**0**	**0**	**0**	**0**
	W-854-14	0	0	0	0	0
	W-854-1731	0	0	0	0	0
SNBNF227						
SNBNF228		**0**	**0**	**0**	**0**	**0**
	W-854-1731	0	0	0	0	0
SNBNF229						
SNBNF230		**0**	**0**	**0**	**0**	**0**
	W-854-3305	0	0	0	0	0
	W-854-3306	0	0	0	0	0
	W-854-3307	0	0	0	0	0
	W-854-45	0	0	0	0	0
SNBNF231						
SNBNF232		**0**	**0**	**0**	**0.58**	**0**
	K6-23	0	0	0	0.58	0
SNBNF233		**0**	**0**	**0**	**0.58**	**0**
	K6-23	0	0	0	0.58	0
SNBNF234		**0**	**0**	**0**	**0.87**	**0**
	K6-17	0	0	0	0.87	0
	K6-23	0	0	0	0.58	0
SNBNF235		**0**	**0**	**0**	**0.87**	**0**
	K6-17	0	0	0	0.87	0
SNBNF236		**0**	**0**	**0**	**0.87**	**0**
	K6-17	0	0	0	0.87	0

Appendix F-1 Table 1. List of buildings and associated well(s) in the first water-bearing zone within 100 feet of the building footprint.

Building Number	Well	Chloroform µg/L	cis-1,2-Dichloroethene µg/L	Tetrachloroethene µg/L	Trichloroethene µg/L	Vinyl chloride µg/L
SNBNF237		**0**	**0**	**0**	**1.7**	**0**
	BC6-10	0	0	0	0	0
	EP6-06	0	0	0	0	0
	K6-18	0	0	0	1.7	0
SNBNF238		**0**	**0**	**0**	**0**	**0**
	K6-14	0	0	0	0	0
SNBNF239		**0**	**0**	**0**	**0**	**0**
	K6-22	0	0	0	0	0
SNBNF240						
SNBNF241						
T-1						
T-10						
T-11						
T-2		**0**	**0.76**	**0**	**1.7**	**0**
	W-830-3601	0	0.76	0	1.7	0
T-3						
T-4						
T-5						
T-6						
T-7						
T-8						
T-9		**0**	**0**	**0.94**	**0**	**0**
	W-865-05	0	0	0.65	0	0
	W-865-3403	0	0	0.94	0	0
U815		**0**	**0**	**0**	**13**	**0**
	W-815-01					
	W-815-02	0	0	0	13	0
	W-815-03	0	0	0	7.4	0
	W-815-04	0	0	0	5.4	0
	W-815-08	0	0	0	0	0
U842						
U844		**0**	**0.76**	**0**	**1.7**	**0**
	W-830-3601	0	0.76	0	1.7	0
U847						
U849A						
U849B						
U849C						
U853						
	NC7-45					
	W-850-2313					
U865D		**0**	**0**	**0**	**0**	**0**
	W-865-2003	0	0	0	0	0
U866						
U886, W3						
U887, W-20		**12**	**0**	**0**	**0**	**0**
	W-35C-02	0	0	0	0	0
	W-35C-03					
	WELL20	12	0	0	0	0
V822A-D						

Appendix F-1 Table 1. List of buildings and associated well(s) in the first water-bearing zone within 100 feet of the building footprint.

Building Number	Well	Chloroform µg/L	cis-1,2-Dichloroethene µg/L	Tetrachloroethene µg/L	Trichloroethene µg/L	Vinyl chloride µg/L
W-1						
	NC2-12D					
	NC2-12I					
	WELL01					
	WELL16					

Appendix F-1 Table 2. List of buildings and the maximum concentration for each contaminant of concern that exceeded the groundwater screening value observed in a well in the first water-bearing zone within 100 feet of the building footprint.

Building Number	Chloroform µg/L	cis-1,2-Dichloroethene µg/L	Tetrachloroethene µg/L	Trichloroethene µg/L	Vinyl chloride µg/L
802					
803					
804	0	0	0	0	0
805					
807					
811					
813					
819					
821					
825					
826					
830	0	0	2.4	1100	0
833	0	0	0	91	0
835					
837					
841	0	0	0	0	0
846					
848					
850					
856	0	0	0	0	0
859					
860					
865	0	0	1.3	0	0
867					
869	0	0	1.6	14	0.54
870					
871	0	0	0	0	0
872	0	0	0	11	0
873	0	2.8	0	11	0
874	0	0.63	0	0	0
875	1.5	86	140	1300	0
876	0	3.3	0	4.1	0
877					
878	1.5	71	140	1300	0
879	0	0	0	12	0
880	0	0	0.57	0	0
882					
883	0	3.5	0	12	3.4
888	0	0.94	0	22	0.5
889					
890	0	0.94	0	22	0.5
892					
894					
895					
896					
897					
898					
975					
988					
8340	26	36000	970	210000	190
8710					
8724	0	0	0	5.6	0
8726	0	0	0	11	0
801A					
801B					
801D					
806A					
806B					
806C					
806D					
809A					
809B					
809C	0	0	0	0	0
810A					
810B					

Appendix F-1 Table 2. List of buildings and the maximum concentration for each contaminant of concern that exceeded the groundwater screening value observed in a well in the first water-bearing zone within 100 feet of the building footprint.

Building Number	Chloroform µg/L	cis-1,2-Dichloroethene µg/L	Tetrachloroethene µg/L	Trichloroethene µg/L	Vinyl chloride µg/L
810C					
812A	0.78	0	0	0	0
812B					
812C					
812D	0	0	0	0	0
812E	0.78	0	0	0	0
817A	0	0	0	0	0
817B					
817D					
817E	0	0	0	0	0
817F					
817G					
817H	0	0	0	0	0
818A					
823A	0	0	0	3.8	0
823B	0	0	0	1.7	0
827A					
827B					
827C					
827D					
827E					
828A					
828B					
828C					
832A	0	1	0	200	0
832B	0	1	0	1700	0
832C	0	1	0	200	0
832D	0	1	0	200	0
832E	1.4	0.66	0	1700	0
834A	26	36000	970	210000	460
834B	26	36000	970	210000	460
834C	26	36000	970	210000	460
834D	26	36000	970	210000	190
834E					
834F					
834G					
834H	0.96	1400	21	6200	190
834J	1.5	6400	88	12000	190
834K					
834L					
836A					
836B					
836C					
836D					
843A					
843B					
845A	0	0	0	0	0
845B					
845ODU	0	0	0	0	0
851A					
851B	0	0	0	0	0
851C					
854A	0	0	0	44	0
854H	0	0	0	15	0
855A	0	0	0	0	0
855B	0	0	0	0	0
855C	0	0	0	0	0
865A	0	0	1.3	0	0
865B	0	0	1.3	0	0
865D					
865E					
865G					
865H					
874A					
874B					

Appendix F-1 Table 2. List of buildings and the maximum concentration for each contaminant of concern that exceeded the groundwater screening value observed in a well in the first water-bearing zone within 100 feet of the building footprint.

Building Number	Chloroform µg/L	cis-1,2-Dichloroethene µg/L	Tetrachloroethene µg/L	Trichloroethene µg/L	Vinyl chloride µg/L
899A	0	0	0	0.87	0
899B	0	0	0	0.58	0
HH	0	0	0	3.7	0
M1					
M10					
M15					
M2					
M21					
M22					
M23					
M24					
M3					
M30					
M31					
M32					
M33					
M34					
M35					
M36					
M37					
M38					
M4					
M41					
M5					
M51					
M52	0	0	0	0	0
M58	0	0	0	0	0
M7					
M70					
M71					
M72					
M8					
M80					
M810					
M812-1	0.78	0	0	0	0
M812-2	0.78	0	0	0	0
M816					
M817C					
M818C					
M82					
M824					
M825-1					
M825-2					
M825-3					
M826-1&2					
M83					
M832-1	0	0.66	0	1700	0
M832-2	0	1	0	47	0
M834M	0	0	0	58	0
M845-1					
M850					
M850-1					
M851-1	0	0	0	0	0
M851-2					
M854V	0	0	0	15	0
M857					
M899-1	0	0	0	0.87	0
OS845C					
OS858	0	0	0	0	0
OS858B					
OS891					
OS899C	0	0	0.78	1.7	0
OS899D					
OSM854H					
PRAN	0	0	0	0.87	0

Appendix F-1 Table 2. List of buildings and the maximum concentration for each contaminant of concern that exceeded the groundwater screening value observed in a well in the first water-bearing zone within 100 feet of the building footprint.

Building Number	Chloroform µg/L	cis-1,2-Dichloroethene µg/L	Tetrachloroethene µg/L	Trichloroethene µg/L	Vinyl chloride µg/L
PRAS	0	0	0	0.87	0
Propane Tank	0.72	0.52	0	10	0
S7	0	0.66	0	1700	0
SNBNF001	0	9	3.2	80	0
SNBNF002	0	0	0	5.6	0
SNBNF003	0	0	0	5.6	0
SNBNF004	0	0	0	5.6	0
SNBNF005	0	0	0	5.6	0
SNBNF006	0	3.3	0	4.1	0
SNBNF007	0	3.3	0	4.1	0
SNBNF008	0	3.3	0	4.1	0
SNBNF009	0	3.3	0	4.1	0
SNBNF010	0	2.9	0	2.9	0
SNBNF011	0	2.3	18	250	0.54
SNBNF012	0	2.3	18	250	0.54
SNBNF013	0	2.3	18	250	0.54
SNBNF014	0	0	1.6	14	0.54
SNBNF015	0	0	1.6	14	0.54
SNBNF016	0	0	1.6	14	0.54
SNBNF017					
SNBNF018					
SNBNF019					
SNBNF020					
SNBNF021					
SNBNF022					
SNBNF023					
SNBNF024					
SNBNF025					
SNBNF026					
SNBNF027					
SNBNF028					
SNBNF029	0	0	0	12	0
SNBNF030	0	0	0	12	0
SNBNF031	0	0	0	0	0
SNBNF032					
SNBNF033					
SNBNF034					
SNBNF035	0	0	0	1.1	0
SNBNF036					
SNBNF037					
SNBNF038					
SNBNF039					
SNBNF040					
SNBNF041					
SNBNF042	0	0	0.57	0	0
SNBNF043	0	0	0.57	0	0
SNBNF044	0.72	0.52	0	10	0
SNBNF045	1.1	1.2	0	6.6	0
SNBNF046	0	0.94	0	22	0.5
SNBNF047	0	0.94	0	22	0.5
SNBNF048	12	0	0	0	0
SNBNF049					
SNBNF050					
SNBNF051					
SNBNF052	0	0	0	0	0
SNBNF053	0	0	0	0	0
SNBNF054	0	0	0	0	0
SNBNF055	0.71	1.3	0	2	0
SNBNF056	0	0	0	0	0
SNBNF057	0.71	1.3	0	2	0
SNBNF058	0.71	1.3	0	2	0
SNBNF059					
SNBNF060					
SNBNF061					
SNBNF062					

Appendix F-1 Table 2. List of buildings and the maximum concentration for each contaminant of concern that exceeded the groundwater screening value observed in a well in the first water-bearing zone within 100 feet of the building footprint.

Building Number	Chloroform µg/L	cis-1,2-Dichloroethene µg/L	Tetrachloroethene µg/L	Trichloroethene µg/L	Vinyl chloride µg/L
SNBNF063					
SNBNF064					
SNBNF065					
SNBNF066	0	0	2.4	1100	0
SNBNF067	0	1	0	39	0
SNBNF068	0	0	0	0	0
SNBNF069	0.93	85	270	7400	0
SNBNF070	13	6400	230	40000	190
SNBNF071	26	36000	970	210000	190
SNBNF073					
SNBNF074					
SNBNF075					
SNBNF076					
SNBNF077					
SNBNF078					
SNBNF079					
SNBNF080					
SNBNF081					
SNBNF082					
SNBNF083					
SNBNF084					
SNBNF085					
SNBNF086					
SNBNF087					
SNBNF088					
SNBNF089					
SNBNF090					
SNBNF091					
SNBNF092					
SNBNF093					
SNBNF094					
SNBNF095					
SNBNF096					
SNBNF097					
SNBNF098					
SNBNF099					
SNBNF100					
SNBNF101					
SNBNF102					
SNBNF103	0	1.1	0	46	0
SNBNF104					
SNBNF105					
SNBNF106					
SNBNF107					
SNBNF108					
SNBNF109					
SNBNF110					
SNBNF111					
SNBNF112					
SNBNF113					
SNBNF114					
SNBNF115					
SNBNF116					
SNBNF117					
SNBNF118					
SNBNF119					
SNBNF120					
SNBNF121	0	0	0	0	0
SNBNF122					
SNBNF123					
SNBNF124					
SNBNF125					
SNBNF126					
SNBNF127					
SNBNF128					

Appendix F-1 Table 2. List of buildings and the maximum concentration for each contaminant of concern that exceeded the groundwater screening value observed in a well in the first water-bearing zone within 100 feet of the building footprint.

Building Number	Chloroform µg/L	cis-1,2-Dichloroethene µg/L	Tetrachloroethene µg/L	Trichloroethene µg/L	Vinyl chloride µg/L
SNBNF129					
SNBNF130					
SNBNF131					
SNBNF132					
SNBNF133					
SNBNF134					
SNBNF135					
SNBNF136					
SNBNF137					
SNBNF138					
SNBNF139					
SNBNF140					
SNBNF141					
SNBNF142					
SNBNF143					
SNBNF144					
SNBNF145					
SNBNF146					
SNBNF147	0	0	0	0	0
SNBNF148					
SNBNF149					
SNBNF150					
SNBNF151					
SNBNF152					
SNBNF153					
SNBNF154					
SNBNF155					
SNBNF156					
SNBNF157					
SNBNF158					
SNBNF159	0	0	0	0	0
SNBNF160	0	0	0	0	0
SNBNF161					
SNBNF162	0	0	1.3	0	0
SNBNF163					
SNBNF164					
SNBNF165					
SNBNF166	0	0	0	0	0
SNBNF167					
SNBNF168					
SNBNF169					
SNBNF170					
SNBNF171					
SNBNF172					
SNBNF173	0	0	0	0	0
SNBNF174	0	0	0	0	0
SNBNF175					
SNBNF176					
SNBNF177					
SNBNF178	0	0	0	0	0
SNBNF179	0	0	0	0	0
SNBNF180	0	0	0	0	0
SNBNF181	0	0	0	0	0
SNBNF182	0	0	0	0	0
SNBNF183	0	0	0	0	0
SNBNF184	0	0	0	0	0
SNBNF185	0	0	0	0	0
SNBNF186					
SNBNF187					
SNBNF188					
SNBNF189					
SNBNF190					
SNBNF191					
SNBNF192					
SNBNF193					

Appendix F-1 Table 2. List of buildings and the maximum concentration for each contaminant of concern that exceeded the groundwater screening value observed in a well in the first water-bearing zone within 100 feet of the building footprint.

Building Number	Chloroform µg/L	cis-1,2-Dichloroethene µg/L	Tetrachloroethene µg/L	Trichloroethene µg/L	Vinyl chloride µg/L
SNBNF194					
SNBNF195					
SNBNF196					
SNBNF197					
SNBNF198					
SNBNF199	0	0	0	0	0
SNBNF200	0	0	0	0	0
SNBNF201	0	0	0	0	0
SNBNF202	0	0	0	0	0
SNBNF203	0	0	0	0	0
SNBNF204					
SNBNF205					
SNBNF206					
SNBNF207					
SNBNF208					
SNBNF209					
SNBNF210					
SNBNF211					
SNBNF212					
SNBNF213					
SNBNF214					
SNBNF215					
SNBNF216					
SNBNF217	0	0	0	44	0
SNBNF218	0	0	0	2.6	0
SNBNF219	0	17	0	85	0
SNBNF220	0	17	0	85	0
SNBNF221					
SNBNF222	0	0.82	0	28	0
SNBNF223	0	0	0	0	0
SNBNF224	0	0	0	0	0
SNBNF225	0	0	0	0	0
SNBNF226	0	0	0	0	0
SNBNF227					
SNBNF228	0	0	0	0	0
SNBNF229					
SNBNF230	0	0	0	0	0
SNBNF231					
SNBNF232	0	0	0	0.58	0
SNBNF233	0	0	0	0.58	0
SNBNF234	0	0	0	0.87	0
SNBNF235	0	0	0	0.87	0
SNBNF236	0	0	0	0.87	0
SNBNF237	0	0	0	1.7	0
SNBNF238	0	0	0	0	0
SNBNF239	0	0	0	0	0
SNBNF240					
SNBNF241					
T-1					
T-10					
T-11					
T-2	0	0.76	0	1.7	0
T-3					
T-4					
T-5					
T-6					
T-7					
T-8					
T-9	0	0	0.94	0	0
U815	0	0	0	13	0
U842					
U844	0	0.76	0	1.7	0
U847					
U849A					
U849B					

Appendix F-1 Table 2. List of buildings and the maximum concentration for each contaminant of concern that exceeded the groundwater screening value observed in a well in the first water-bearing zone within 100 feet of the building footprint.

Building Number	Chloroform µg/L	cis-1,2-Dichloroethene µg/L	Tetrachloroethene µg/L	Trichloroethene µg/L	Vinyl chloride µg/L
U849C					
U853					
U865D	0	0	0	0	0
U866					
U886, W3					
U887, W-20	12	0	0	0	0
V822A-D					
W-1					

Appendix F-1 Table 3. List of buildings and the maximum concentration of total volatile organic compounds in the first water-bearing zone within 100 feet of the building footprint.

Building Number	Total Volatile Organic Compounds µg/L
802	
803	
804	
805	
807	
811	
813	
819	
821	
825	
826	
830	1532.54
833	
835	
837	
841	
846	
848	
850	
856	
859	
860	
865	
867	
869	51.99
870	
871	
872	27.83
873	
874	
875	744.93
876	
877	
878	744.93
879	
880	
882	
883	
888	
889	
890	
892	
894	
895	
896	
897	
898	
975	
988	
8340	53223.30
8710	
8724	28.79
8726	33.29
801A	
801B	
801D	
806A	
806B	
806C	
806D	
809A	
809B	
809C	

Appendix F-1 Table 3. List of buildings and the maximum concentration of total volatile organic compounds in the first water-bearing zone within 100 feet of the building footprint.

Building Number	Total Volatile Organic Compounds µg/L
810A	
810B	
810C	
812A	
812B	
812C	
812D	
812E	
817A	
817B	
817D	
817E	
817F	
817G	
817H	
818A	29.38
823A	
823B	
827A	
827B	
827C	
827D	
827E	
828A	
828B	
828C	
832A	332.98
832B	685.22
832C	332.98
832D	151.38
832E	685.22
834A	53223.30
834B	53223.30
834C	53223.30
834D	53223.30
834E	1489.66
834F	2348.44
834G	365.84
834H	15610.28
834J	8649.18
834K	
834L	
836A	
836B	
836C	
836D	
843A	
843B	
845A	
845B	
845ODU	
851A	
851B	
851C	
854A	15.05
854H	17.23
855A	0.00
855B	0.00
855C	0.00
865A	
865B	
865D	
865E	

Appendix F-1 Table 3. List of buildings and the maximum concentration of total volatile organic compounds in the first water-bearing zone within 100 feet of the building footprint.

Building Number	Total Volatile Organic Compounds µg/L
865G	
865H	
874A	
874B	
899A	
899B	
HH	
M1	
M10	
M15	
M2	
M21	
M22	
M23	
M24	
M3	
M30	
M31	
M32	
M33	
M34	
M35	
M36	
M37	
M38	
M4	
M41	
M5	
M51	
M52	
M58	
M7	
M70	
M71	
M72	
M8	
M80	
M810	
M812-1	
M812-2	
M816	
M817C	
M818C	
M82	
M824	
M825-1	
M825-2	
M825-3	
M826-1&2	
M83	
M832-1	685.22
M832-2	52.50
M834M	131.74
M845-1	
M850	
M850-1	
M851-1	
M851-2	
M854V	45.95
M857	
M899-1	
OS845C	
OS858	

Appendix F-1 Table 3. List of buildings and the maximum concentration of total volatile organic compounds in the first water-bearing zone within 100 feet of the building footprint.

Building Number	Total Volatile Organic Compounds µg/L
OS858B	
OS891	
OS899C	
OS899D	
OSM854H	23.18
PRAN	
PRAS	
Propane Tank	
S7	685.22
SNBNF001	36.03
SNBNF002	28.79
SNBNF003	13.54
SNBNF004	
SNBNF005	
SNBNF006	
SNBNF007	
SNBNF008	
SNBNF009	
SNBNF010	
SNBNF011	59.69
SNBNF012	51.99
SNBNF013	51.99
SNBNF014	51.99
SNBNF015	20.87
SNBNF016	20.87
SNBNF017	
SNBNF018	
SNBNF019	
SNBNF020	
SNBNF021	
SNBNF022	
SNBNF023	
SNBNF024	
SNBNF025	
SNBNF026	
SNBNF027	
SNBNF028	
SNBNF029	
SNBNF030	
SNBNF031	
SNBNF032	
SNBNF033	
SNBNF034	
SNBNF035	
SNBNF036	
SNBNF037	
SNBNF038	
SNBNF039	
SNBNF040	
SNBNF041	
SNBNF042	
SNBNF043	
SNBNF044	
SNBNF045	
SNBNF046	
SNBNF047	
SNBNF048	
SNBNF049	
SNBNF050	
SNBNF051	
SNBNF052	
SNBNF053	
SNBNF054	

Appendix F-1 Table 3. List of buildings and the maximum concentration of total volatile organic compounds in the first water-bearing zone within 100 feet of the building footprint.

Building Number	Total Volatile Organic Compounds µg/L
SNBNF055	
SNBNF056	
SNBNF057	
SNBNF058	
SNBNF059	
SNBNF060	
SNBNF061	
SNBNF062	
SNBNF063	35.19
SNBNF064	
SNBNF065	
SNBNF066	1868.36
SNBNF067	178.34
SNBNF068	
SNBNF069	14957.45
SNBNF070	10279.73
SNBNF071	52403.30
SNBNF073	
SNBNF074	
SNBNF075	
SNBNF076	
SNBNF077	
SNBNF078	
SNBNF079	
SNBNF080	
SNBNF081	
SNBNF082	
SNBNF083	
SNBNF084	
SNBNF085	
SNBNF086	
SNBNF087	
SNBNF088	
SNBNF089	
SNBNF090	
SNBNF091	
SNBNF092	
SNBNF093	
SNBNF094	
SNBNF095	
SNBNF096	
SNBNF097	
SNBNF098	
SNBNF099	
SNBNF100	
SNBNF101	
SNBNF102	
SNBNF103	
SNBNF104	
SNBNF105	
SNBNF106	
SNBNF107	
SNBNF108	
SNBNF109	
SNBNF110	
SNBNF111	
SNBNF112	
SNBNF113	
SNBNF114	
SNBNF115	
SNBNF116	
SNBNF117	
SNBNF118	

Appendix F-1 Table 3. List of buildings and the maximum concentration of total volatile organic compounds in the first water-bearing zone within 100 feet of the building footprint.

Building Number	Total Volatile Organic Compounds µg/L
SNBNF119	
SNBNF120	
SNBNF121	
SNBNF122	
SNBNF123	
SNBNF124	
SNBNF125	
SNBNF126	
SNBNF127	
SNBNF128	
SNBNF129	
SNBNF130	
SNBNF131	
SNBNF132	
SNBNF133	
SNBNF134	
SNBNF135	
SNBNF136	
SNBNF137	
SNBNF138	
SNBNF139	
SNBNF140	
SNBNF141	
SNBNF142	
SNBNF143	
SNBNF144	
SNBNF145	
SNBNF146	
SNBNF147	
SNBNF148	
SNBNF149	
SNBNF150	
SNBNF151	
SNBNF152	
SNBNF153	
SNBNF154	
SNBNF155	
SNBNF156	
SNBNF157	
SNBNF158	
SNBNF159	
SNBNF160	
SNBNF161	
SNBNF162	
SNBNF163	
SNBNF164	
SNBNF165	
SNBNF166	
SNBNF167	
SNBNF168	
SNBNF169	
SNBNF170	
SNBNF171	
SNBNF172	
SNBNF173	
SNBNF174	
SNBNF175	
SNBNF176	
SNBNF177	
SNBNF178	
SNBNF179	
SNBNF180	
SNBNF181	

Appendix F-1 Table 3. List of buildings and the maximum concentration of total volatile organic compounds in the first water-bearing zone within 100 feet of the building footprint.

Building Number	Total Volatile Organic Compounds µg/L
SNBNF182	
SNBNF183	
SNBNF184	
SNBNF185	
SNBNF186	
SNBNF187	
SNBNF188	
SNBNF189	
SNBNF190	
SNBNF191	
SNBNF192	
SNBNF193	
SNBNF194	
SNBNF195	
SNBNF196	
SNBNF197	
SNBNF198	
SNBNF199	
SNBNF200	
SNBNF201	
SNBNF202	
SNBNF203	
SNBNF204	
SNBNF205	
SNBNF206	
SNBNF207	
SNBNF208	
SNBNF209	
SNBNF210	
SNBNF211	
SNBNF212	
SNBNF213	
SNBNF214	
SNBNF215	
SNBNF216	
SNBNF217	
SNBNF218	1.89
SNBNF219	57.95
SNBNF220	57.95
SNBNF221	
SNBNF222	
SNBNF223	
SNBNF224	
SNBNF225	
SNBNF226	
SNBNF227	
SNBNF228	
SNBNF229	
SNBNF230	
SNBNF231	
SNBNF232	
SNBNF233	
SNBNF234	
SNBNF235	
SNBNF236	
SNBNF237	
SNBNF238	
SNBNF239	
SNBNF240	
SNBNF241	
T-1	
T-10	
T-11	

Appendix F-1 Table 3. List of buildings and the maximum concentration of total volatile organic compounds in the first water-bearing zone within 100 feet of the building footprint.

Building Number	Total Volatile Organic Compounds µg/L
T-2	34.50
T-3	
T-4	
T-5	
T-6	
T-7	
T-8	
T-9	
U815	
U842	35.19
U844	25.10
U847	
U849A	
U849B	
U849C	
U853	
U865D	
U866	
U886, W3	
U887, W-20	
V822A-D	
W-1	

Appendix F-1 Table 4. List of buildings and the maximum concentration for each contaminant of concern that exceeded the groundwater screening value observed in a well or total volatile organic compound plume (assumed to be all trichloroethene) in the first water-bearing zone within 100 feet of the building footprint.

Building	Chloroform		cis-1,2-Dichloroethene		Tetrachloroethene		Trichloroethene		Vinyl chloride	
Number	µg/L	Source of Max Data	µg/L	Source of Max Data	µg/L	Source of Max Data	µg/L	Source of Max Data	µg/L	Source of Max Data
802		No well data		No well data		No well data		No well or plume data		No well data
803		No well data		No well data		No well data		No well or plume data		No well data
804	0.00	Well	0.00	Well	0.00	Well	0.00	Well	0.00	Well
805		No well data		No well data		No well data		No well or plume data		No well data
807		No well data		No well data		No well data		No well or plume data		No well data
811		No well data		No well data		No well data		No well or plume data		No well data
813		No well data		No well data		No well data		No well or plume data		No well data
819		No well data		No well data		No well data		No well or plume data		No well data
821		No well data		No well data		No well data		No well or plume data		No well data
825		No well data		No well data		No well data		No well or plume data		No well data
826		No well data		No well data		No well data		No well or plume data		No well data
830	0.00	Well	0.00	Well	2.40	Well	1532.54	Plume	0.00	Well
833	0.00	Well	0.00	Well	0.00	Well	91.00	Well	0.00	Well
835		No well data		No well data		No well data		No well or plume data		No well data
837		No well data		No well data		No well data		No well or plume data		No well data
841	0.00	Well	0.00	Well	0.00	Well	0.00	Well	0.00	Well
846		No well data		No well data		No well data		No well or plume data		No well data
848		No well data		No well data		No well data		No well or plume data		No well data
850		No well data		No well data		No well data		No well or plume data		No well data
856	0.00	Well	0.00	Well	0.00	Well	0.00	Well	0.00	Well
859		No well data		No well data		No well data		No well or plume data		No well data
860		No well data		No well data		No well data		No well or plume data		No well data
865	0.00	Well	0.00	Well	1.30	Well	0.00	Well	0.00	Well
867		No well data		No well data		No well data		No well or plume data		No well data
869	0.00	Well	0.00	Well	1.60	Well	51.99	Plume	0.54	Well
870		No well data		No well data		No well data		No well or plume data		No well data
871	0.00	Well	0.00	Well	0.00	Well	0.00	Well	0.00	Well
872	0.00	Well	0.00	Well	0.00	Well	27.83	Plume	0.00	Well
873	0.00	Well	2.80	Well	0.00	Well	11.00	Well	0.00	Well
874	0.00	Well	0.63	Well	0.00	Well	0.00	Well	0.00	Well
875	1.50	Well	86.00	Well	140.00	Well	1300.00	Well	0.00	Well
876	0.00	Well	3.30	Well	0.00	Well	4.10	Well	0.00	Well
877		No well data		No well data		No well data		No well or plume data		No well data
878	1.50	Well	71.00	Well	140.00	Well	1300.00	Well	0.00	Well
879	0.00	Well	0.00	Well	0.00	Well	12.00	Well	0.00	Well
880	0.00	Well	0.00	Well	0.57	Well	0.00	Well	0.00	Well
882		No well data		No well data		No well data		No well or plume data		No well data
883	0.00	Well	3.50	Well	0.00	Well	12.00	Well	3.40	Well
888	0.00	Well	0.94	Well	0.00	Well	22.00	Well	0.50	Well
889		No well data		No well data		No well data		No well or plume data		No well data
890	0.00	Well	0.94	Well	0.00	Well	22.00	Well	0.50	Well
892		No well data		No well data		No well data		No well or plume data		No well data
894		No well data		No well data		No well data		No well or plume data		No well data
895		No well data		No well data		No well data		No well or plume data		No well data
896		No well data		No well data		No well data		No well or plume data		No well data
897		No well data		No well data		No well data		No well or plume data		No well data
898		No well data		No well data		No well data		No well or plume data		No well data
975		No well data		No well data		No well data		No well or plume data		No well data
988		No well data		No well data		No well data		No well or plume data		No well data
8340	26.00	Well	36000.00	Well	970.00	Well	210000.00	Well	190.00	Well
8710		No well data		No well data		No well data		No well or plume data		No well data
8724	0.00	Well	0.00	Well	0.00	Well	28.79	Plume	0.00	Well
8726	0.00	Well	0.00	Well	0.00	Well	33.29	Plume	0.00	Well
801A		No well data		No well data		No well data		No well or plume data		No well data
801B		No well data		No well data		No well data		No well or plume data		No well data

Appendix F-1 Table 4. List of buildings and the maximum concentration for each contaminant of concern that exceeded the groundwater screening value observed in a well or total volatile organic compound plume (assumed to be all trichloroethene) in the first water-bearing zone within 100 feet of the building footprint.

Building	Chloroform		cis-1,2-Dichloroethene		Tetrachloroethene		Trichloroethene		Vinyl chloride	
Number	µg/L	Source of Max Data	µg/L	Source of Max Data	µg/L	Source of Max Data	µg/L	Source of Max Data	µg/L	Source of Max Data
801D		No well data		No well data		No well data		No well or plume data		No well data
806A		No well data		No well data		No well data		No well or plume data		No well data
806B		No well data		No well data		No well data		No well or plume data		No well data
806C		No well data		No well data		No well data		No well or plume data		No well data
806D		No well data		No well data		No well data		No well or plume data		No well data
809A		No well data		No well data		No well data		No well or plume data		No well data
809B		No well data		No well data		No well data		No well or plume data		No well data
809C	0.00	Well	0.00	Well	0.00	Well	0.00	Well	0.00	Well
810A		No well data		No well data		No well data		No well or plume data		No well data
810B		No well data		No well data		No well data		No well or plume data		No well data
810C		No well data		No well data		No well data		No well or plume data		No well data
812A	0.78	Well	0.00	Well	0.00	Well	0.00	Well	0.00	Well
812B		No well data		No well data		No well data		No well or plume data		No well data
812C		No well data		No well data		No well data		No well or plume data		No well data
812D	0.00	Well	0.00	Well	0.00	Well	0.00	Well	0.00	Well
812E	0.78	Well	0.00	Well	0.00	Well	0.00	Well	0.00	Well
817A	0.00	Well	0.00	Well	0.00	Well	0.00	Well	0.00	Well
817B		No well data		No well data		No well data		No well or plume data		No well data
817D		No well data		No well data		No well data		No well or plume data		No well data
817E	0.00	Well	0.00	Well	0.00	Well	0.00	Well	0.00	Well
817F		No well data		No well data		No well data		No well or plume data		No well data
817G		No well data		No well data		No well data		No well or plume data		No well data
817H	0.00	Well	0.00	Well	0.00	Well	0.00	Well	0.00	Well
818A		No well data		No well data		No well data	29.38	Plume		No well data
823A	0.00	Well	0.00	Well	0.00	Well	3.80	Well	0.00	Well
823B	0.00	Well	0.00	Well	0.00	Well	1.70	Well	0.00	Well
827A		No well data		No well data		No well data		No well or plume data		No well data
827B		No well data		No well data		No well data		No well or plume data		No well data
827C		No well data		No well data		No well data		No well or plume data		No well data
827D		No well data		No well data		No well data		No well or plume data		No well data
827E		No well data		No well data		No well data		No well or plume data		No well data
828A		No well data		No well data		No well data		No well or plume data		No well data
828B		No well data		No well data		No well data		No well or plume data		No well data
828C		No well data		No well data		No well data		No well or plume data		No well data
832A	0.00	Well	1.00	Well	0.00	Well	332.98	Plume	0.00	Well
832B	0.00	Well	1.00	Well	0.00	Well	1700.00	Well	0.00	Well
832C	0.00	Well	1.00	Well	0.00	Well	332.98	Plume	0.00	Well
832D	0.00	Well	1.00	Well	0.00	Well	200.00	Well	0.00	Well
832E	1.40	Well	0.66	Well	0.00	Well	1700.00	Well	0.00	Well
834A	26.00	Well	36000.00	Well	970.00	Well	210000.00	Well	460.00	Well
834B	26.00	Well	36000.00	Well	970.00	Well	210000.00	Well	460.00	Well
834C	26.00	Well	36000.00	Well	970.00	Well	210000.00	Well	460.00	Well
834D	26.00	Well	36000.00	Well	970.00	Well	210000.00	Well	190.00	Well
834E		No well data		No well data		No well data	1489.66	Plume		No well data
834F		No well data		No well data		No well data	2348.44	Plume		No well data
834G		No well data		No well data		No well data	365.84	Plume		No well data
834H	0.96	Well	1400.00	Well	21.00	Well	15610.28	Plume	190.00	Well
834J	1.50	Well	6400.00	Well	88.00	Well	12000.00	Well	190.00	Well
834K		No well data		No well data		No well data		No well or plume data		No well data
834L		No well data		No well data		No well data		No well or plume data		No well data
836A		No well data		No well data		No well data		No well or plume data		No well data
836B		No well data		No well data		No well data		No well or plume data		No well data
836C		No well data		No well data		No well data		No well or plume data		No well data
836D		No well data		No well data		No well data		No well or plume data		No well data
843A		No well data		No well data		No well data		No well or plume data		No well data

Appendix F-1 Table 4. List of buildings and the maximum concentration for each contaminant of concern that exceeded the groundwater screening value observed in a well or total volatile organic compound plume (assumed to be all trichloroethene) in the first water-bearing zone within 100 feet of the building footprint.

Building	Chloroform		cis-1,2-Dichloroethene		Tetrachloroethene		Trichloroethene		Vinyl chloride	
Number	µg/L	Source of Max Data	µg/L	Source of Max Data	µg/L	Source of Max Data	µg/L	Source of Max Data	µg/L	Source of Max Data
843B		No well data		No well data		No well data		No well or plume data		No well data
845A	0.00	Well	0.00	Well	0.00	Well	0.00	Well	0.00	Well
845B		No well data		No well data		No well data		No well or plume data		No well data
845ODU	0.00	Well	0.00	Well	0.00	Well	0.00	Well	0.00	Well
851A		No well data		No well data		No well data		No well or plume data		No well data
851B	0.00	Well	0.00	Well	0.00	Well	0.00	Well	0.00	Well
851C		No well data		No well data		No well data		No well or plume data		No well data
854A	0.00	Well	0.00	Well	0.00	Well	44.00	Well	0.00	Well
854H	0.00	Well	0.00	Well	0.00	Well	17.23	Plume	0.00	Well
855A	0.00	Well	0.00	Well	0.00	Well	0.00	Plume	0.00	Well
855B	0.00	Well	0.00	Well	0.00	Well	0.00	Plume	0.00	Well
855C	0.00	Well	0.00	Well	0.00	Well	0.00	Plume	0.00	Well
865A	0.00	Well	0.00	Well	1.30	Well	0.00	Well	0.00	Well
865B	0.00	Well	0.00	Well	1.30	Well	0.00	Well	0.00	Well
865D		No well data		No well data		No well data		No well or plume data		No well data
865E		No well data		No well data		No well data		No well or plume data		No well data
865G		No well data		No well data		No well data		No well or plume data		No well data
865H		No well data		No well data		No well data		No well or plume data		No well data
874A		No well data		No well data		No well data		No well or plume data		No well data
874B		No well data		No well data		No well data		No well or plume data		No well data
899A	0.00	Well	0.00	Well	0.00	Well	0.87	Well	0.00	Well
899B	0.00	Well	0.00	Well	0.00	Well	0.58	Well	0.00	Well
HH	0.00	Well	0.00	Well	0.00	Well	3.70	Well	0.00	Well
M1		No well data		No well data		No well data		No well or plume data		No well data
M10		No well data		No well data		No well data		No well or plume data		No well data
M15		No well data		No well data		No well data		No well or plume data		No well data
M2		No well data		No well data		No well data		No well or plume data		No well data
M21		No well data		No well data		No well data		No well or plume data		No well data
M22		No well data		No well data		No well data		No well or plume data		No well data
M23		No well data		No well data		No well data		No well or plume data		No well data
M24		No well data		No well data		No well data		No well or plume data		No well data
M3		No well data		No well data		No well data		No well or plume data		No well data
M30		No well data		No well data		No well data		No well or plume data		No well data
M31		No well data		No well data		No well data		No well or plume data		No well data
M32		No well data		No well data		No well data		No well or plume data		No well data
M33		No well data		No well data		No well data		No well or plume data		No well data
M34		No well data		No well data		No well data		No well or plume data		No well data
M35		No well data		No well data		No well data		No well or plume data		No well data
M36		No well data		No well data		No well data		No well or plume data		No well data
M37		No well data		No well data		No well data		No well or plume data		No well data
M38		No well data		No well data		No well data		No well or plume data		No well data
M4		No well data		No well data		No well data		No well or plume data		No well data
M41		No well data		No well data		No well data		No well or plume data		No well data
M5		No well data		No well data		No well data		No well or plume data		No well data
M51		No well data		No well data		No well data		No well or plume data		No well data
M52	0.00	Well	0.00	Well	0.00	Well	0.00	Well	0.00	Well
M58	0.00	Well	0.00	Well	0.00	Well	0.00	Well	0.00	Well
M7		No well data		No well data		No well data		No well or plume data		No well data
M70		No well data		No well data		No well data		No well or plume data		No well data
M71		No well data		No well data		No well data		No well or plume data		No well data
M72		No well data		No well data		No well data		No well or plume data		No well data
M8		No well data		No well data		No well data		No well or plume data		No well data
M80		No well data		No well data		No well data		No well or plume data		No well data
M810		No well data		No well data		No well data		No well or plume data		No well data
M812-1	0.78	Well	0.00	Well	0.00	Well	0.00	Well	0.00	Well

Appendix F-1 Table 4. List of buildings and the maximum concentration for each contaminant of concern that exceeded the groundwater screening value observed in a well or total volatile organic compound plume (assumed to be all trichloroethene) in the first water-bearing zone within 100 feet of the building footprint.

Building	Chloroform		cis-1,2-Dichloroethene		Tetrachloroethene		Trichloroethene		Vinyl chloride	
Number	µg/L	Source of Max Data	µg/L	Source of Max Data	µg/L	Source of Max Data	µg/L	Source of Max Data	µg/L	Source of Max Data
M812-2	0.78	Well	0.00	Well	0.00	Well	0.00	Well	0.00	Well
M816		No well data		No well data		No well data		No well or plume data		No well data
M817C		No well data		No well data		No well data		No well or plume data		No well data
M818C		No well data		No well data		No well data		No well or plume data		No well data
M82		No well data		No well data		No well data		No well or plume data		No well data
M824		No well data		No well data		No well data		No well or plume data		No well data
M825-1		No well data		No well data		No well data		No well or plume data		No well data
M825-2		No well data		No well data		No well data		No well or plume data		No well data
M825-3		No well data		No well data		No well data		No well or plume data		No well data
M826-1&2		No well data		No well data		No well data		No well or plume data		No well data
M83		No well data		No well data		No well data		No well or plume data		No well data
M832-1	0.00	Well	0.66	Well	0.00	Well	1700.00	Well	0.00	Well
M832-2	0.00	Well	1.00	Well	0.00	Well	52.50	Plume	0.00	Well
M834M	0.00	Well	0.00	Well	0.00	Well	131.74	Plume	0.00	Well
M845-1		No well data		No well data		No well data		No well or plume data		No well data
M850		No well data		No well data		No well data		No well or plume data		No well data
M850-1		No well data		No well data		No well data		No well or plume data		No well data
M851-1	0.00	Well	0.00	Well	0.00	Well	0.00	Well	0.00	Well
M851-2		No well data		No well data		No well data		No well or plume data		No well data
M854V	0.00	Well	0.00	Well	0.00	Well	45.95	Plume	0.00	Well
M857		No well data		No well data		No well data		No well or plume data		No well data
M899-1	0.00	Well	0.00	Well	0.00	Well	0.87	Well	0.00	Well
OS845C		No well data		No well data		No well data		No well or plume data		No well data
OS858	0.00	Well	0.00	Well	0.00	Well	0.00	Well	0.00	Well
OS858B		No well data		No well data		No well data		No well or plume data		No well data
OS891		No well data		No well data		No well data		No well or plume data		No well data
OS899C	0.00	Well	0.00	Well	0.78	Well	1.70	Well	0.00	Well
OS899D		No well data		No well data		No well data		No well or plume data		No well data
OSM854H		No well data		No well data		No well data	23.18	Plume		No well data
PRAN	0.00	Well	0.00	Well	0.00	Well	0.87	Well	0.00	Well
PRAS	0.00	Well	0.00	Well	0.00	Well	0.87	Well	0.00	Well
Propane Tank	0.72	Well	0.52	Well	0.00	Well	10.00	Well	0.00	Well
S7	0.00	Well	0.66	Well	0.00	Well	1700.00	Well	0.00	Well
SNBNF001	0.00	Well	9.00	Well	3.20	Well	80.00	Well	0.00	Well
SNBNF002	0.00	Well	0.00	Well	0.00	Well	28.79	Plume	0.00	Well
SNBNF003	0.00	Well	0.00	Well	0.00	Well	13.54	Plume	0.00	Well
SNBNF004	0.00	Well	0.00	Well	0.00	Well	5.60	Well	0.00	Well
SNBNF005	0.00	Well	0.00	Well	0.00	Well	5.60	Well	0.00	Well
SNBNF006	0.00	Well	3.30	Well	0.00	Well	4.10	Well	0.00	Well
SNBNF007	0.00	Well	3.30	Well	0.00	Well	4.10	Well	0.00	Well
SNBNF008	0.00	Well	3.30	Well	0.00	Well	4.10	Well	0.00	Well
SNBNF009	0.00	Well	3.30	Well	0.00	Well	4.10	Well	0.00	Well
SNBNF010	0.00	Well	2.90	Well	0.00	Well	2.90	Well	0.00	Well
SNBNF011	0.00	Well	2.30	Well	18.00	Well	250.00	Well	0.54	Well
SNBNF012	0.00	Well	2.30	Well	18.00	Well	250.00	Well	0.54	Well
SNBNF013	0.00	Well	2.30	Well	18.00	Well	250.00	Well	0.54	Well
SNBNF014	0.00	Well	0.00	Well	1.60	Well	51.99	Plume	0.54	Well
SNBNF015	0.00	Well	0.00	Well	1.60	Well	20.87	Plume	0.54	Well
SNBNF016	0.00	Well	0.00	Well	1.60	Well	20.87	Plume	0.54	Well
SNBNF017		No well data		No well data		No well data		No well or plume data		No well data
SNBNF018		No well data		No well data		No well data		No well or plume data		No well data
SNBNF019		No well data		No well data		No well data		No well or plume data		No well data
SNBNF020		No well data		No well data		No well data		No well or plume data		No well data
SNBNF021		No well data		No well data		No well data		No well or plume data		No well data
SNBNF022		No well data		No well data		No well data		No well or plume data		No well data

Appendix F-1 Table 4. List of buildings and the maximum concentration for each contaminant of concern that exceeded the groundwater screening value observed in a well or total volatile organic compound plume (assumed to be all trichloroethene) in the first water-bearing zone within 100 feet of the building footprint.

Building	Chloroform		cis-1,2-Dichloroethene		Tetrachloroethene		Trichloroethene		Vinyl chloride	
Number	µg/L	Source of Max Data	µg/L	Source of Max Data	µg/L	Source of Max Data	µg/L	Source of Max Data	µg/L	Source of Max Data
SNBNF023		No well data		No well data		No well data		No well or plume data		No well data
SNBNF024		No well data		No well data		No well data		No well or plume data		No well data
SNBNF025		No well data		No well data		No well data		No well or plume data		No well data
SNBNF026		No well data		No well data		No well data		No well or plume data		No well data
SNBNF027		No well data		No well data		No well data		No well or plume data		No well data
SNBNF028		No well data		No well data		No well data		No well or plume data		No well data
SNBNF029	0.00	Well	0.00	Well	0.00	Well	12.00	Well	0.00	Well
SNBNF030	0.00	Well	0.00	Well	0.00	Well	12.00	Well	0.00	Well
SNBNF031	0.00	Well	0.00	Well	0.00	Well	0.00	Well	0.00	Well
SNBNF032		No well data		No well data		No well data		No well or plume data		No well data
SNBNF033		No well data		No well data		No well data		No well or plume data		No well data
SNBNF034		No well data		No well data		No well data		No well or plume data		No well data
SNBNF035	0.00	Well	0.00	Well	0.00	Well	1.10	Well	0.00	Well
SNBNF036		No well data		No well data		No well data		No well or plume data		No well data
SNBNF037		No well data		No well data		No well data		No well or plume data		No well data
SNBNF038		No well data		No well data		No well data		No well or plume data		No well data
SNBNF039		No well data		No well data		No well data		No well or plume data		No well data
SNBNF040		No well data		No well data		No well data		No well or plume data		No well data
SNBNF041		No well data		No well data		No well data		No well or plume data		No well data
SNBNF042	0.00	Well	0.00	Well	0.57	Well	0.00	Well	0.00	Well
SNBNF043	0.00	Well	0.00	Well	0.57	Well	0.00	Well	0.00	Well
SNBNF044	0.72	Well	0.52	Well	0.00	Well	10.00	Well	0.00	Well
SNBNF045	1.10	Well	1.20	Well	0.00	Well	6.60	Well	0.00	Well
SNBNF046	0.00	Well	0.94	Well	0.00	Well	22.00	Well	0.50	Well
SNBNF047	0.00	Well	0.94	Well	0.00	Well	22.00	Well	0.50	Well
SNBNF048	12.00	Well	0.00	Well	0.00	Well	0.00	Well	0.00	Well
SNBNF049		No well data		No well data		No well data		No well or plume data		No well data
SNBNF050		No well data		No well data		No well data		No well or plume data		No well data
SNBNF051		No well data		No well data		No well data		No well or plume data		No well data
SNBNF052	0.00	Well	0.00	Well	0.00	Well	0.00	Well	0.00	Well
SNBNF053	0.00	Well	0.00	Well	0.00	Well	0.00	Well	0.00	Well
SNBNF054	0.00	Well	0.00	Well	0.00	Well	0.00	Well	0.00	Well
SNBNF055	0.71	Well	1.30	Well	0.00	Well	2.00	Well	0.00	Well
SNBNF056	0.00	Well	0.00	Well	0.00	Well	0.00	Well	0.00	Well
SNBNF057	0.71	Well	1.30	Well	0.00	Well	2.00	Well	0.00	Well
SNBNF058	0.71	Well	1.30	Well	0.00	Well	2.00	Well	0.00	Well
SNBNF059		No well data		No well data		No well data		No well or plume data		No well data
SNBNF060		No well data		No well data		No well data		No well or plume data		No well data
SNBNF061		No well data		No well data		No well data		No well or plume data		No well data
SNBNF062		No well data		No well data		No well data		No well or plume data		No well data
SNBNF063		No well data		No well data		No well data	35.19	Plume		No well data
SNBNF064		No well data		No well data		No well data		No well or plume data		No well data
SNBNF065		No well data		No well data		No well data		No well or plume data		No well data
SNBNF066	0.00	Well	0.00	Well	2.40	Well	1868.36	Plume	0.00	Well
SNBNF067	0.00	Well	1.00	Well	0.00	Well	178.34	Plume	0.00	Well
SNBNF068	0.00	Well	0.00	Well	0.00	Well	0.00	Well	0.00	Well
SNBNF069	0.93	Well	85.00	Well	270.00	Well	14957.45	Plume	0.00	Well
SNBNF070	13.00	Well	6400.00	Well	230.00	Well	40000.00	Well	190.00	Well
SNBNF071	26.00	Well	36000.00	Well	970.00	Well	210000.00	Well	190.00	Well
SNBNF073		No well data		No well data		No well data		No well or plume data		No well data
SNBNF074		No well data		No well data		No well data		No well or plume data		No well data
SNBNF075		No well data		No well data		No well data		No well or plume data		No well data
SNBNF076		No well data		No well data		No well data		No well or plume data		No well data
SNBNF077		No well data		No well data		No well data		No well or plume data		No well data
SNBNF078		No well data		No well data		No well data		No well or plume data		No well data

Appendix F-1 Table 4. List of buildings and the maximum concentration for each contaminant of concern that exceeded the groundwater screening value observed in a well or total volatile organic compound plume (assumed to be all trichloroethene) in the first water-bearing zone within 100 feet of the building footprint.

Building	Chloroform		cis-1,2-Dichloroethene		Tetrachloroethene		Trichloroethene		Vinyl chloride	
Number	µg/L	Source of Max Data	µg/L	Source of Max Data	µg/L	Source of Max Data	µg/L	Source of Max Data	µg/L	Source of Max Data
SNBNF079		No well data		No well data		No well data		No well or plume data		No well data
SNBNF080		No well data		No well data		No well data		No well or plume data		No well data
SNBNF081		No well data		No well data		No well data		No well or plume data		No well data
SNBNF082		No well data		No well data		No well data		No well or plume data		No well data
SNBNF083		No well data		No well data		No well data		No well or plume data		No well data
SNBNF084		No well data		No well data		No well data		No well or plume data		No well data
SNBNF085		No well data		No well data		No well data		No well or plume data		No well data
SNBNF086		No well data		No well data		No well data		No well or plume data		No well data
SNBNF087		No well data		No well data		No well data		No well or plume data		No well data
SNBNF088		No well data		No well data		No well data		No well or plume data		No well data
SNBNF089		No well data		No well data		No well data		No well or plume data		No well data
SNBNF090		No well data		No well data		No well data		No well or plume data		No well data
SNBNF091		No well data		No well data		No well data		No well or plume data		No well data
SNBNF092		No well data		No well data		No well data		No well or plume data		No well data
SNBNF093		No well data		No well data		No well data		No well or plume data		No well data
SNBNF094		No well data		No well data		No well data		No well or plume data		No well data
SNBNF095		No well data		No well data		No well data		No well or plume data		No well data
SNBNF096		No well data		No well data		No well data		No well or plume data		No well data
SNBNF097		No well data		No well data		No well data		No well or plume data		No well data
SNBNF098		No well data		No well data		No well data		No well or plume data		No well data
SNBNF099		No well data		No well data		No well data		No well or plume data		No well data
SNBNF100		No well data		No well data		No well data		No well or plume data		No well data
SNBNF101		No well data		No well data		No well data		No well or plume data		No well data
SNBNF102		No well data		No well data		No well data		No well or plume data		No well data
SNBNF103	0.00	Well	1.10	Well	0.00	Well	46.00	Well	0.00	Well
SNBNF104		No well data		No well data		No well data		No well or plume data		No well data
SNBNF105		No well data		No well data		No well data		No well or plume data		No well data
SNBNF106		No well data		No well data		No well data		No well or plume data		No well data
SNBNF107		No well data		No well data		No well data		No well or plume data		No well data
SNBNF108		No well data		No well data		No well data		No well or plume data		No well data
SNBNF109		No well data		No well data		No well data		No well or plume data		No well data
SNBNF110		No well data		No well data		No well data		No well or plume data		No well data
SNBNF111		No well data		No well data		No well data		No well or plume data		No well data
SNBNF112		No well data		No well data		No well data		No well or plume data		No well data
SNBNF113		No well data		No well data		No well data		No well or plume data		No well data
SNBNF114		No well data		No well data		No well data		No well or plume data		No well data
SNBNF115		No well data		No well data		No well data		No well or plume data		No well data
SNBNF116		No well data		No well data		No well data		No well or plume data		No well data
SNBNF117		No well data		No well data		No well data		No well or plume data		No well data
SNBNF118		No well data		No well data		No well data		No well or plume data		No well data
SNBNF119		No well data		No well data		No well data		No well or plume data		No well data
SNBNF120		No well data		No well data		No well data		No well or plume data		No well data
SNBNF121	0.00	Well	0.00	Well	0.00	Well	0.00	Well	0.00	Well
SNBNF122		No well data		No well data		No well data		No well or plume data		No well data
SNBNF123		No well data		No well data		No well data		No well or plume data		No well data
SNBNF124		No well data		No well data		No well data		No well or plume data		No well data
SNBNF125		No well data		No well data		No well data		No well or plume data		No well data
SNBNF126		No well data		No well data		No well data		No well or plume data		No well data
SNBNF127		No well data		No well data		No well data		No well or plume data		No well data
SNBNF128		No well data		No well data		No well data		No well or plume data		No well data
SNBNF129		No well data		No well data		No well data		No well or plume data		No well data
SNBNF130		No well data		No well data		No well data		No well or plume data		No well data
SNBNF131		No well data		No well data		No well data		No well or plume data		No well data
SNBNF132		No well data		No well data		No well data		No well or plume data		No well data
SNBNF133		No well data		No well data		No well data		No well or plume data		No well data

Appendix F-1 Table 4. List of buildings and the maximum concentration for each contaminant of concern that exceeded the groundwater screening value observed in a well or total volatile organic compound plume (assumed to be all trichloroethene) in the first water-bearing zone within 100 feet of the building footprint.

Building	Chloroform		cis-1,2-Dichloroethene		Tetrachloroethene		Trichloroethene		Vinyl chloride	
Number	µg/L	Source of Max Data	µg/L	Source of Max Data	µg/L	Source of Max Data	µg/L	Source of Max Data	µg/L	Source of Max Data
SNBNF134		No well data		No well data		No well data		No well or plume data		No well data
SNBNF135		No well data		No well data		No well data		No well or plume data		No well data
SNBNF136		No well data		No well data		No well data		No well or plume data		No well data
SNBNF137		No well data		No well data		No well data		No well or plume data		No well data
SNBNF138		No well data		No well data		No well data		No well or plume data		No well data
SNBNF139		No well data		No well data		No well data		No well or plume data		No well data
SNBNF140		No well data		No well data		No well data		No well or plume data		No well data
SNBNF141		No well data		No well data		No well data		No well or plume data		No well data
SNBNF142		No well data		No well data		No well data		No well or plume data		No well data
SNBNF143		No well data		No well data		No well data		No well or plume data		No well data
SNBNF144		No well data		No well data		No well data		No well or plume data		No well data
SNBNF145		No well data		No well data		No well data		No well or plume data		No well data
SNBNF146		No well data		No well data		No well data		No well or plume data		No well data
SNBNF147	0.00	Well	0.00	Well	0.00	Well	0.00	Well	0.00	Well
SNBNF148		No well data		No well data		No well data		No well or plume data		No well data
SNBNF149		No well data		No well data		No well data		No well or plume data		No well data
SNBNF150		No well data		No well data		No well data		No well or plume data		No well data
SNBNF151		No well data		No well data		No well data		No well or plume data		No well data
SNBNF152		No well data		No well data		No well data		No well or plume data		No well data
SNBNF153		No well data		No well data		No well data		No well or plume data		No well data
SNBNF154		No well data		No well data		No well data		No well or plume data		No well data
SNBNF155		No well data		No well data		No well data		No well or plume data		No well data
SNBNF156		No well data		No well data		No well data		No well or plume data		No well data
SNBNF157		No well data		No well data		No well data		No well or plume data		No well data
SNBNF158		No well data		No well data		No well data		No well or plume data		No well data
SNBNF159	0.00	Well	0.00	Well	0.00	Well	0.00	Well	0.00	Well
SNBNF160	0.00	Well	0.00	Well	0.00	Well	0.00	Well	0.00	Well
SNBNF161		No well data		No well data		No well data		No well or plume data		No well data
SNBNF162	0.00	Well	0.00	Well	1.30	Well	0.00	Well	0.00	Well
SNBNF163		No well data		No well data		No well data		No well or plume data		No well data
SNBNF164		No well data		No well data		No well data		No well or plume data		No well data
SNBNF165		No well data		No well data		No well data		No well or plume data		No well data
SNBNF166	0.00	Well	0.00	Well	0.00	Well	0.00	Well	0.00	Well
SNBNF167		No well data		No well data		No well data		No well or plume data		No well data
SNBNF168		No well data		No well data		No well data		No well or plume data		No well data
SNBNF169		No well data		No well data		No well data		No well or plume data		No well data
SNBNF170		No well data		No well data		No well data		No well or plume data		No well data
SNBNF171		No well data		No well data		No well data		No well or plume data		No well data
SNBNF172		No well data		No well data		No well data		No well or plume data		No well data
SNBNF173	0.00	Well	0.00	Well	0.00	Well	0.00	Well	0.00	Well
SNBNF174	0.00	Well	0.00	Well	0.00	Well	0.00	Well	0.00	Well
SNBNF175		No well data		No well data		No well data		No well or plume data		No well data
SNBNF176		No well data		No well data		No well data		No well or plume data		No well data
SNBNF177		No well data		No well data		No well data		No well or plume data		No well data
SNBNF178	0.00	Well	0.00	Well	0.00	Well	0.00	Well	0.00	Well
SNBNF179	0.00	Well	0.00	Well	0.00	Well	0.00	Well	0.00	Well
SNBNF180	0.00	Well	0.00	Well	0.00	Well	0.00	Well	0.00	Well
SNBNF181	0.00	Well	0.00	Well	0.00	Well	0.00	Well	0.00	Well
SNBNF182	0.00	Well	0.00	Well	0.00	Well	0.00	Well	0.00	Well
SNBNF183	0.00	Well	0.00	Well	0.00	Well	0.00	Well	0.00	Well
SNBNF184	0.00	Well	0.00	Well	0.00	Well	0.00	Well	0.00	Well
SNBNF185	0.00	Well	0.00	Well	0.00	Well	0.00	Well	0.00	Well
SNBNF186		No well data		No well data		No well data		No well or plume data		No well data
SNBNF187		No well data		No well data		No well data		No well or plume data		No well data
SNBNF188		No well data		No well data		No well data		No well or plume data		No well data

Appendix F-1 Table 4. List of buildings and the maximum concentration for each contaminant of concern that exceeded the groundwater screening value observed in a well or total volatile organic compound plume (assumed to be all trichloroethene) in the first water-bearing zone within 100 feet of the building footprint.

Building	Chloroform		cis-1,2-Dichloroethene		Tetrachloroethene		Trichloroethene		Vinyl chloride	
Number	µg/L	Source of Max Data	µg/L	Source of Max Data	µg/L	Source of Max Data	µg/L	Source of Max Data	µg/L	Source of Max Data
SNBNF189		No well data		No well data		No well data		No well or plume data		No well data
SNBNF190		No well data		No well data		No well data		No well or plume data		No well data
SNBNF191		No well data		No well data		No well data		No well or plume data		No well data
SNBNF192		No well data		No well data		No well data		No well or plume data		No well data
SNBNF193		No well data		No well data		No well data		No well or plume data		No well data
SNBNF194		No well data		No well data		No well data		No well or plume data		No well data
SNBNF195		No well data		No well data		No well data		No well or plume data		No well data
SNBNF196		No well data		No well data		No well data		No well or plume data		No well data
SNBNF197		No well data		No well data		No well data		No well or plume data		No well data
SNBNF198		No well data		No well data		No well data		No well or plume data		No well data
SNBNF199	0.00	Well	0.00	Well	0.00	Well	0.00	Well	0.00	Well
SNBNF200	0.00	Well	0.00	Well	0.00	Well	0.00	Well	0.00	Well
SNBNF201	0.00	Well	0.00	Well	0.00	Well	0.00	Well	0.00	Well
SNBNF202	0.00	Well	0.00	Well	0.00	Well	0.00	Well	0.00	Well
SNBNF203	0.00	Well	0.00	Well	0.00	Well	0.00	Well	0.00	Well
SNBNF204		No well data		No well data		No well data		No well or plume data		No well data
SNBNF205		No well data		No well data		No well data		No well or plume data		No well data
SNBNF206		No well data		No well data		No well data		No well or plume data		No well data
SNBNF207		No well data		No well data		No well data		No well or plume data		No well data
SNBNF208		No well data		No well data		No well data		No well or plume data		No well data
SNBNF209		No well data		No well data		No well data		No well or plume data		No well data
SNBNF210		No well data		No well data		No well data		No well or plume data		No well data
SNBNF211		No well data		No well data		No well data		No well or plume data		No well data
SNBNF212		No well data		No well data		No well data		No well or plume data		No well data
SNBNF213		No well data		No well data		No well data		No well or plume data		No well data
SNBNF214		No well data		No well data		No well data		No well or plume data		No well data
SNBNF215		No well data		No well data		No well data		No well or plume data		No well data
SNBNF216		No well data		No well data		No well data		No well or plume data		No well data
SNBNF217	0.00	Well	0.00	Well	0.00	Well	44.00	Well	0.00	Well
SNBNF218	0.00	Well	0.00	Well	0.00	Well	2.60	Well	0.00	Well
SNBNF219	0.00	Well	17.00	Well	0.00	Well	85.00	Well	0.00	Well
SNBNF220	0.00	Well	17.00	Well	0.00	Well	85.00	Well	0.00	Well
SNBNF221		No well data		No well data		No well data		No well or plume data		No well data
SNBNF222	0.00	Well	0.82	Well	0.00	Well	28.00	Well	0.00	Well
SNBNF223	0.00	Well	0.00	Well	0.00	Well	0.00	Well	0.00	Well
SNBNF224	0.00	Well	0.00	Well	0.00	Well	0.00	Well	0.00	Well
SNBNF225	0.00	Well	0.00	Well	0.00	Well	0.00	Well	0.00	Well
SNBNF226	0.00	Well	0.00	Well	0.00	Well	0.00	Well	0.00	Well
SNBNF227		No well data		No well data		No well data		No well or plume data		No well data
SNBNF228	0.00	Well	0.00	Well	0.00	Well	0.00	Well	0.00	Well
SNBNF229		No well data		No well data		No well data		No well or plume data		No well data
SNBNF230	0.00	Well	0.00	Well	0.00	Well	0.00	Well	0.00	Well
SNBNF231		No well data		No well data		No well data		No well or plume data		No well data
SNBNF232	0.00	Well	0.00	Well	0.00	Well	0.58	Well	0.00	Well
SNBNF233	0.00	Well	0.00	Well	0.00	Well	0.58	Well	0.00	Well
SNBNF234	0.00	Well	0.00	Well	0.00	Well	0.87	Well	0.00	Well
SNBNF235	0.00	Well	0.00	Well	0.00	Well	0.87	Well	0.00	Well
SNBNF236	0.00	Well	0.00	Well	0.00	Well	0.87	Well	0.00	Well
SNBNF237	0.00	Well	0.00	Well	0.00	Well	1.70	Well	0.00	Well
SNBNF238	0.00	Well	0.00	Well	0.00	Well	0.00	Well	0.00	Well
SNBNF239	0.00	Well	0.00	Well	0.00	Well	0.00	Well	0.00	Well
SNBNF240		No well data		No well data		No well data		No well or plume data		No well data
SNBNF241		No well data		No well data		No well data		No well or plume data		No well data
T-1		No well data		No well data		No well data		No well or plume data		No well data
T-10		No well data		No well data		No well data		No well or plume data		No well data

Appendix F-1 Table 4. List of buildings and the maximum concentration for each contaminant of concern that exceeded the groundwater screening value observed in a well or total volatile organic compound plume (assumed to be all trichloroethene) in the first water-bearing zone within 100 feet of the building footprint.

Building	Chloroform		cis-1,2-Dichloroethene		Tetrachloroethene		Trichloroethene		Vinyl chloride	
Number	µg/L	Source of Max Data	µg/L	Source of Max Data	µg/L	Source of Max Data	µg/L	Source of Max Data	µg/L	Source of Max Data
T-11		No well data		No well data		No well data		No well or plume data		No well data
T-2	0.00	Well	0.76	Well	0.00	Well	34.50	Plume	0.00	Well
T-3		No well data		No well data		No well data		No well or plume data		No well data
T-4		No well data		No well data		No well data		No well or plume data		No well data
T-5		No well data		No well data		No well data		No well or plume data		No well data
T-6		No well data		No well data		No well data		No well or plume data		No well data
T-7		No well data		No well data		No well data		No well or plume data		No well data
T-8		No well data		No well data		No well data		No well or plume data		No well data
T-9	0.00	Well	0.00	Well	0.94	Well	0.00	Well	0.00	Well
U815	0.00	Well	0.00	Well	0.00	Well	13.00	Well	0.00	Well
U842		No well data		No well data		No well data	35.19	Plume		No well data
U844	0.00	Well	0.76	Well	0.00	Well	25.10	Plume	0.00	Well
U847		No well data		No well data		No well data		No well or plume data		No well data
U849A		No well data		No well data		No well data		No well or plume data		No well data
U849B		No well data		No well data		No well data		No well or plume data		No well data
U849C		No well data		No well data		No well data		No well or plume data		No well data
U853		No well data		No well data		No well data		No well or plume data		No well data
U865D	0.00	Well	0.00	Well	0.00	Well	0.00	Well	0.00	Well
U866		No well data		No well data		No well data		No well or plume data		No well data
U886, W3		No well data		No well data		No well data		No well or plume data		No well data
U887, W-20	12.00	Well	0.00	Well	0.00	Well	0.00	Well	0.00	Well
V822A-D		No well data		No well data		No well data		No well or plume data		No well data
W-1		No well data		No well data		No well data		No well or plume data		No well data

Appendix F-1 Table 5. Site specific groundwater screening levels for Lawrence Livermore National Laboratory.

Constituent	CAS#	Groundwater Screening Level µg/L
Target groundwater concentration at TCR = 1E-06 or THQ = 1.0, Groundwater temperature = 20 degC, Industrial site use		
1,1,1-Trichloroethane[1]	71-55-6	7700
1,1,2-Trichloroethane	79-00-5	29
1,1-Dichloroethane	75-34-3	41
1,1-Dichloroethene[1]	75-35-4	340
1,2-Dichloroethane	107-06-2	12
Carbon tetrachloride	56-23-5	2.2
Chloroform	67-66-3	4.3
Tetrachloroethene[1]	127-18-4	3.6
Trichloroethene	79-01-6	9.3
Trichlorofluoromethane[1]	75-69-4	1600
Trichlorotrifluoroethane	76-13-1	1200
Vinyl chloride[1]	75-01-4	0.16
cis-1,2-Dichloroethene[1]	156-59-2	260
trans-1,2-Dichloroethene	156-60-5	550

Reference:

The site-specific screening values were determined using U.S. Environmental Protection Agency (https://epa-visl.ornl.gov/cgi-bin/visl_search), Vapor Intrusion Screening Level (VISL) Calculator (accessed February 24, 2022) in conjunction with the toxicity values (reference concentration and cancer risk values) to meet the requirements outlined in the Human Health Risk Assessment Note 10 – DTSC Modified Toxicity Criteria (February 2019).

Notes:

[1]DTSC toxicity values were selected and used in the VISL Calculator.

TCR = Target cancer risk

THQ = Target hazard quotient

THQ = Target hazard quotient

CAS# = Chemical Abstracts Service Registry Number

µg/L = Micrograms per liter

Appendix F-1 Table 6. Prioritized list of buildings, maximum concentration for each contaminant of concern divided by its respective screening level, final rank score, and rank group for buildings.

Building Number	Chloroform Rank Score	cis-1,2-Dichloroethene Rank Score	Tetrachloroethene Rank Score	Trichloroethene Rank Score	Vinyl chloride Rank Score	Final Rank Score	Building Rank Group	Notes
834A	6.05	138.46	269.44	22580.65	2875.00	25869.60	1	Included in long-term sampling program.
834B	6.05	138.46	269.44	22580.65	2875.00	25869.60	1	No sampling based on 2018-2019 campaign.
834C	6.05	138.46	269.44	22580.65	2875.00	25869.60	1	Included in long-term sampling program.
8340	6.05	138.46	269.44	22580.65	1187.50	24182.10	1	Sampled during 2018-2019 campaign. No PCE or TCE detected.
834D	6.05	138.46	269.44	22580.65	1187.50	24182.10	1	No sampling based on 2018-2019 campaign.
SNBNF071	6.05	138.46	269.44	22580.65	1187.50	24182.10	1	No sampling based on 2018-2019 campaign.
SNBNF070	3.02	24.62	63.89	4301.08	1187.50	5580.10	1	No sampling based on 2018-2019 campaign.
834H	0.22	5.38	5.83	1678.52	1187.50	2877.47	1	Included in long-term sampling program.
834J	0.35	24.62	24.44	1290.32	1187.50	2527.23	1	Sampled during 2018-2019 campaign. No PCE or TCE detected.
SNBNF069	0.22	0.33	75.00	1608.33	0.00	1683.87	1	No sampling based on 2018-2019 campaign.
834F				252.52		252.52	2	Sampled during 2018-2019 campaign. No PCE or TCE detected.
SNBNF066	0.00	0.00	0.67	200.90	0.00	201.57	2	No sampling based on 2018-2019 campaign.
832E	0.33	0.00	0.00	182.80	0.00	183.12	2	Sampled during 2018-2019 campaign. No PCE or TCE detected.
832B	0.00	0.00	0.00	182.80	0.00	182.80	2	Sampled during 2018-2019 campaign. No PCE or TCE detected.
M832-1	0.00	0.00	0.00	182.80	0.00	182.80	2	No sampling based on 2018-2019 campaign.
S7	0.00	0.00	0.00	182.80	0.00	182.80	2	No sampling based on 2018-2019 campaign.
875	0.35	0.33	38.89	139.78	0.00	179.35	2	Included in long-term sampling program.
878	0.35	0.27	38.89	139.78	0.00	179.30	2	Included in long-term sampling program.
830	0.00	0.00	0.67	164.79	0.00	165.46	2	No sampling based on 2018-2019 campaign.
834E				160.18		160.18	2	No sampling based on 2018-2019 campaign.
834G				39.34		39.34	2	Sampled during 2018-2019 campaign. No PCE or TCE detected.
832A	0.00	0.00	0.00	35.80	0.00	35.81	2	Sampled during 2018-2019 campaign. No PCE or TCE detected.
832C	0.00	0.00	0.00	35.80	0.00	35.81	2	Included in long-term sampling program.
SNBNF011	0.00	0.01	5.00	26.88	3.38	35.27	2	No sampling based on 2020 evaluation.
SNBNF012	0.00	0.01	5.00	26.88	3.38	35.27	2	No sampling based on 2020 evaluation.
SNBNF013	0.00	0.01	5.00	26.88	3.38	35.27	2	No sampling based on 2020 evaluation.
883	0.00	0.01	0.00	1.29	21.25	22.55	2	No sampling based on 2020 evaluation.
832D	0.00	0.00	0.00	21.51	0.00	21.51	2	Included in long-term sampling program.
SNBNF067	0.00	0.00	0.00	19.18	0.00	19.18	2	No sampling based on 2018-2019 campaign.
M834M	0.00	0.00	0.00	14.17	0.00	14.17	2	Included in long-term sampling program.
833	0.00	0.00	0.00	9.78	0.00	9.78	3	Included in long-term sampling program.
SNBNF001	0.00	0.03	0.89	8.60	0.00	9.53	3	
869	0.00	0.00	0.44	5.59	3.38	9.41	3	
SNBNF014	0.00	0.00	0.44	5.59	3.38	9.41	3	
SNBNF219	0.00	0.07	0.00	9.14	0.00	9.21	3	No sampling based on 2018-2019 campaign.
SNBNF220	0.00	0.07	0.00	9.14	0.00	9.21	3	No sampling based on 2018-2019 campaign.
SNBNF015	0.00	0.00	0.44	2.24	3.38	6.06	4	
SNBNF016	0.00	0.00	0.44	2.24	3.38	6.06	4	
M832-2	0.00	0.00	0.00	5.65	0.00	5.65	4	No sampling based on 2018-2019 campaign.
888	0.00	0.00	0.00	2.37	3.13	5.49	4	
890	0.00	0.00	0.00	2.37	3.13	5.49	4	
SNBNF046	0.00	0.00	0.00	2.37	3.13	5.49	4	
SNBNF047	0.00	0.00	0.00	2.37	3.13	5.49	4	
SNBNF103	0.00	0.00	0.00	4.95	0.00	4.95	4	
M854V	0.00	0.00	0.00	4.94	0.00	4.94	4	
854A	0.00	0.00	0.00	4.73	0.00	4.73	4	
SNBNF217	0.00	0.00	0.00	4.73	0.00	4.73	4	
SNBNF063				3.78		3.78	4	
U842				3.78		3.78	4	
T-2	0.00	0.00	0.00	3.71	0.00	3.71	4	
8726	0.00	0.00	0.00	3.58	0.00	3.58	4	
818A				3.16		3.16	4	
8724	0.00	0.00	0.00	3.10	0.00	3.10	4	
SNBNF002	0.00	0.00	0.00	3.10	0.00	3.10	4	
SNBNF222	0.00	0.00	0.00	3.01	0.00	3.01	4	
872	0.00	0.00	0.00	2.99	0.00	2.99	4	

Appendix F-1 Table 6. Prioritized list of buildings, maximum concentration for each contaminant of concern divided by its respective screening level, final rank score, and rank group for buildings.

Building Number	Chloroform Rank Score	cis-1,2-Dichloroethene Rank Score	Tetrachloroethene Rank Score	Trichloroethene Rank Score	Vinyl chloride Rank Score	Final Rank Score	Building Rank Group	Notes
SNBNF048	2.79	0.00	0.00	0.00	0.00	2.79	4	
U887, W-20	2.79	0.00	0.00	0.00	0.00	2.79	4	
U844	0.00	0.00	0.00	2.70	0.00	2.70	4	
OSM854H				2.49		2.49	4	
854H	0.00	0.00	0.00	1.85	0.00	1.85	4	
SNBNF003	0.00	0.00	0.00	1.46	0.00	1.46	4	
U815	0.00	0.00	0.00	1.40	0.00	1.40	4	
879	0.00	0.00	0.00	1.29	0.00	1.29	4	
SNBNF029	0.00	0.00	0.00	1.29	0.00	1.29	4	
SNBNF030	0.00	0.00	0.00	1.29	0.00	1.29	4	
Propane Tank	0.17	0.00	0.00	1.08	0.00	1.24	4	
SNBNF044	0.17	0.00	0.00	1.08	0.00	1.24	4	
873	0.00	0.01	0.00	1.18	0.00	1.19	4	
802						0.00	0	
803						0.00	0	
804	0.00	0.00	0.00	0.00	0.00	0.00	0	
805						0.00	0	
807						0.00	0	
811						0.00	0	
813						0.00	0	
819						0.00	0	
821						0.00	0	
825						0.00	0	
826						0.00	0	
835						0.00	0	Sampled during 2018-2019 campaign. No PCE or TCE detected.
837						0.00	0	
841	0.00	0.00	0.00	0.00	0.00	0.00	0	
846						0.00	0	
848						0.00	0	
850						0.00	0	
856	0.00	0.00	0.00	0.00	0.00	0.00	0	
859						0.00	0	
860						0.00	0	
865	0.00	0.00	0.36	0.00	0.00	0.00	0	
867						0.00	0	
870						0.00	0	
871	0.00	0.00	0.00	0.00	0.00	0.00	0	
874	0.00	0.00	0.00	0.00	0.00	0.00	0	
876	0.00	0.01	0.00	0.44	0.00	0.00	0	
877						0.00	0	
880	0.00	0.00	0.16	0.00	0.00	0.00	0	
882						0.00	0	
889						0.00	0	
892						0.00	0	
894						0.00	0	
895						0.00	0	
896						0.00	0	
897						0.00	0	
898						0.00	0	
975						0.00	0	
988						0.00	0	
8710						0.00	0	
801A						0.00	0	Included in long-term sampling program.
801B						0.00	0	Sampled during 2018-2019 campaign. No PCE or TCE detected.
801D						0.00	0	Included in long-term sampling program.
806A						0.00	0	

Appendix F-1 Table 6. Prioritized list of buildings, maximum concentration for each contaminant of concern divided by its respective screening level, final rank score, and rank group for buildings.

Building Number	Chloroform Rank Score	cis-1,2-Dichloroethene Rank Score	Tetrachloroethene Rank Score	Trichloroethene Rank Score	Vinyl chloride Rank Score	Final Rank Score	Building Rank Group	Notes
806B						0.00	0	
806C						0.00	0	
806D						0.00	0	
809A						0.00	0	
809B						0.00	0	
809C	0.00	0.00	0.00	0.00	0.00	0.00	0	
810A						0.00	0	
810B						0.00	0	
810C						0.00	0	
812A	0.18	0.00	0.00	0.00	0.00	0.00	0	
812B						0.00	0	
812C						0.00	0	
812D	0.00	0.00	0.00	0.00	0.00	0.00	0	
812E	0.18	0.00	0.00	0.00	0.00	0.00	0	
817A	0.00	0.00	0.00	0.00	0.00	0.00	0	
817B						0.00	0	
817D						0.00	0	
817E	0.00	0.00	0.00	0.00	0.00	0.00	0	
817F						0.00	0	
817G						0.00	0	
817H	0.00	0.00	0.00	0.00	0.00	0.00	0	
823A	0.00	0.00	0.00	0.41	0.00	0.00	0	
823B	0.00	0.00	0.00	0.18	0.00	0.00	0	
827A						0.00	0	
827B						0.00	0	
827C						0.00	0	
827D						0.00	0	
827E						0.00	0	
828A						0.00	0	
828B						0.00	0	
828C						0.00	0	
834K						0.00	0	No sampling based on 2018-2019 campaign.
834L						0.00	0	Sampled during 2018-2019 campaign. No PCE or TCE detected.
836A						0.00	0	
836B						0.00	0	
836C						0.00	0	
836D						0.00	0	
843A						0.00	0	
843B						0.00	0	
845A	0.00	0.00	0.00	0.00	0.00	0.00	0	
845B						0.00	0	
845ODU	0.00	0.00	0.00	0.00	0.00	0.00	0	
851A						0.00	0	
851B	0.00	0.00	0.00	0.00	0.00	0.00	0	
851C						0.00	0	
855A	0.00	0.00	0.00	0.00	0.00	0.00	0	
855B	0.00	0.00	0.00	0.00	0.00	0.00	0	
855C	0.00	0.00	0.00	0.00	0.00	0.00	0	
865A	0.00	0.00	0.36	0.00	0.00	0.00	0	
865B	0.00	0.00	0.36	0.00	0.00	0.00	0	
865D						0.00	0	
865E						0.00	0	
865G						0.00	0	
865H						0.00	0	
874A						0.00	0	
874B						0.00	0	

Appendix F-1 Table 6. Prioritized list of buildings, maximum concentration for each contaminant of concern divided by its respective screening level, final rank score, and rank group for buildings.

Building Number	Chloroform Rank Score	cis-1,2-Dichloroethene Rank Score	Tetrachloroethene Rank Score	Trichloroethene Rank Score	Vinyl chloride Rank Score	Final Rank Score	Building Rank Group	Notes
899A	0.00	0.00	0.00	0.09	0.00	0.00	0	
899B	0.00	0.00	0.00	0.06	0.00	0.00	0	
HH	0.00	0.00	0.00	0.40	0.00	0.00	0	No sampling based on 2018-2019 campaign.
M1						0.00	0	
M10						0.00	0	
M15						0.00	0	
M2						0.00	0	
M21						0.00	0	
M22						0.00	0	
M23						0.00	0	
M24						0.00	0	
M3						0.00	0	
M30						0.00	0	
M31						0.00	0	
M32						0.00	0	
M33						0.00	0	
M34						0.00	0	
M35						0.00	0	
M36						0.00	0	
M37						0.00	0	
M38						0.00	0	
M4						0.00	0	
M41						0.00	0	
M5						0.00	0	
M51						0.00	0	
M52	0.00	0.00	0.00	0.00	0.00	0.00	0	No sampling based on 2018-2019 campaign.
M58	0.00	0.00	0.00	0.00	0.00	0.00	0	
M7						0.00	0	
M70						0.00	0	
M71						0.00	0	
M72						0.00	0	
M8						0.00	0	
M80						0.00	0	
M810						0.00	0	
M812-1	0.18	0.00	0.00	0.00	0.00	0.00	0	
M812-2	0.18	0.00	0.00	0.00	0.00	0.00	0	
M816						0.00	0	
M817C						0.00	0	
M818C						0.00	0	
M82						0.00	0	
M824						0.00	0	
M825-1						0.00	0	
M825-2						0.00	0	
M825-3						0.00	0	
M826-1&2						0.00	0	
M83						0.00	0	
M845-1						0.00	0	
M850						0.00	0	
M850-1						0.00	0	
M851-1	0.00	0.00	0.00	0.00	0.00	0.00	0	
M851-2						0.00	0	
M857						0.00	0	
M899-1	0.00	0.00	0.00	0.09	0.00	0.00	0	
OS845C						0.00	0	
OS858	0.00	0.00	0.00	0.00	0.00	0.00	0	
OS858B						0.00	0	

Appendix F-1 Table 6. Prioritized list of buildings, maximum concentration for each contaminant of concern divided by its respective screening level, final rank score, and rank group for buildings.

Building Number	Chloroform Rank Score	cis-1,2-Dichloroethene Rank Score	Tetrachloroethene Rank Score	Trichloroethene Rank Score	Vinyl chloride Rank Score	Final Rank Score	Building Rank Group	Notes
OS891						0.00	0	
OS899C	0.00	0.00	0.22	0.18	0.00	0.00	0	
OS899D						0.00	0	
PRAN	0.00	0.00	0.00	0.09	0.00	0.00	0	
PRAS	0.00	0.00	0.00	0.09	0.00	0.00	0	
SNBNF004	0.00	0.00	0.00	0.60	0.00	0.00	0	
SNBNF005	0.00	0.00	0.00	0.60	0.00	0.00	0	
SNBNF006	0.00	0.01	0.00	0.44	0.00	0.00	0	
SNBNF007	0.00	0.01	0.00	0.44	0.00	0.00	0	
SNBNF008	0.00	0.01	0.00	0.44	0.00	0.00	0	
SNBNF009	0.00	0.01	0.00	0.44	0.00	0.00	0	
SNBNF010	0.00	0.01	0.00	0.31	0.00	0.00	0	
SNBNF017						0.00	0	
SNBNF018						0.00	0	
SNBNF019						0.00	0	
SNBNF020						0.00	0	
SNBNF021						0.00	0	
SNBNF022						0.00	0	
SNBNF023						0.00	0	
SNBNF024						0.00	0	
SNBNF025						0.00	0	
SNBNF026						0.00	0	
SNBNF027						0.00	0	
SNBNF028						0.00	0	
SNBNF031	0.00	0.00	0.00	0.00	0.00	0.00	0	
SNBNF032						0.00	0	
SNBNF033						0.00	0	
SNBNF034						0.00	0	
SNBNF035	0.00	0.00	0.00	0.12	0.00	0.00	0	
SNBNF036						0.00	0	
SNBNF037						0.00	0	
SNBNF038						0.00	0	
SNBNF039						0.00	0	
SNBNF040						0.00	0	
SNBNF041						0.00	0	
SNBNF042	0.00	0.00	0.16	0.00	0.00	0.00	0	
SNBNF043	0.00	0.00	0.16	0.00	0.00	0.00	0	
SNBNF045	0.26	0.00	0.00	0.71	0.00	0.00	0	
SNBNF049						0.00	0	
SNBNF050						0.00	0	
SNBNF051						0.00	0	
SNBNF052	0.00	0.00	0.00	0.00	0.00	0.00	0	
SNBNF053	0.00	0.00	0.00	0.00	0.00	0.00	0	
SNBNF054	0.00	0.00	0.00	0.00	0.00	0.00	0	
SNBNF055	0.17	0.01	0.00	0.22	0.00	0.00	0	
SNBNF056	0.00	0.00	0.00	0.00	0.00	0.00	0	
SNBNF057	0.17	0.01	0.00	0.22	0.00	0.00	0	
SNBNF058	0.17	0.01	0.00	0.22	0.00	0.00	0	
SNBNF059						0.00	0	
SNBNF060						0.00	0	
SNBNF061						0.00	0	
SNBNF062						0.00	0	
SNBNF064						0.00	0	
SNBNF065						0.00	0	
SNBNF068	0.00	0.00	0.00	0.00	0.00	0.00	0	No sampling based on 2018-2019 campaign.
SNBNF073						0.00	0	No sampling based on 2018-2019 campaign.

Appendix F-1 Table 6. Prioritized list of buildings, maximum concentration for each contaminant of concern divided by its respective screening level, final rank score, and rank group for buildings.

Building Number	Chloroform Rank Score	cis-1,2-Dichloroethene Rank Score	Tetrachloroethene Rank Score	Trichloroethene Rank Score	Vinyl chloride Rank Score	Final Rank Score	Building Rank Group	Notes
SNBNF074						0.00	0	No sampling based on 2018-2019 campaign.
SNBNF075						0.00	0	
SNBNF076						0.00	0	No sampling based on 2018-2019 campaign.
SNBNF077						0.00	0	
SNBNF078						0.00	0	No sampling based on 2018-2019 campaign.
SNBNF079						0.00	0	
SNBNF080						0.00	0	
SNBNF081						0.00	0	
SNBNF082						0.00	0	
SNBNF083						0.00	0	
SNBNF084						0.00	0	
SNBNF085						0.00	0	
SNBNF086						0.00	0	
SNBNF087						0.00	0	
SNBNF088						0.00	0	
SNBNF089						0.00	0	
SNBNF090						0.00	0	
SNBNF091						0.00	0	
SNBNF092						0.00	0	
SNBNF093						0.00	0	
SNBNF094						0.00	0	
SNBNF095						0.00	0	
SNBNF096						0.00	0	
SNBNF097						0.00	0	
SNBNF098						0.00	0	
SNBNF099						0.00	0	
SNBNF100						0.00	0	
SNBNF101						0.00	0	
SNBNF102						0.00	0	
SNBNF104						0.00	0	
SNBNF105						0.00	0	
SNBNF106						0.00	0	
SNBNF107						0.00	0	
SNBNF108						0.00	0	
SNBNF109						0.00	0	
SNBNF110						0.00	0	
SNBNF111						0.00	0	
SNBNF112						0.00	0	
SNBNF113						0.00	0	
SNBNF114						0.00	0	
SNBNF115						0.00	0	
SNBNF116						0.00	0	
SNBNF117						0.00	0	
SNBNF118						0.00	0	
SNBNF119						0.00	0	
SNBNF120						0.00	0	
SNBNF121	0.00	0.00	0.00	0.00	0.00	0.00	0	
SNBNF122						0.00	0	
SNBNF123						0.00	0	
SNBNF124						0.00	0	
SNBNF125						0.00	0	No sampling based on 2018-2019 campaign.
SNBNF126						0.00	0	No sampling based on 2018-2019 campaign.
SNBNF127						0.00	0	No sampling based on 2018-2019 campaign.
SNBNF128						0.00	0	No sampling based on 2018-2019 campaign.
SNBNF129						0.00	0	No sampling based on 2018-2019 campaign.
SNBNF130						0.00	0	No sampling based on 2018-2019 campaign.

Appendix F-1 Table 6. Prioritized list of buildings, maximum concentration for each contaminant of concern divided by its respective screening level, final rank score, and rank group for buildings.

Building Number	Chloroform Rank Score	cis-1,2-Dichloroethene Rank Score	Tetrachloroethene Rank Score	Trichloroethene Rank Score	Vinyl chloride Rank Score	Final Rank Score	Building Rank Group	Notes
SNBNF131						0.00	0	No sampling based on 2018-2019 campaign.
SNBNF132						0.00	0	No sampling based on 2018-2019 campaign.
SNBNF133						0.00	0	No sampling based on 2018-2019 campaign.
SNBNF134						0.00	0	No sampling based on 2018-2019 campaign.
SNBNF135						0.00	0	No sampling based on 2018-2019 campaign.
SNBNF136						0.00	0	
SNBNF137						0.00	0	
SNBNF138						0.00	0	
SNBNF139						0.00	0	
SNBNF140						0.00	0	
SNBNF141						0.00	0	
SNBNF142						0.00	0	
SNBNF143						0.00	0	
SNBNF144						0.00	0	
SNBNF145						0.00	0	
SNBNF146						0.00	0	
SNBNF147	0.00	0.00	0.00	0.00	0.00	0.00	0	
SNBNF148						0.00	0	
SNBNF149						0.00	0	
SNBNF150						0.00	0	
SNBNF151						0.00	0	
SNBNF152						0.00	0	
SNBNF153						0.00	0	
SNBNF154						0.00	0	
SNBNF155						0.00	0	
SNBNF156						0.00	0	
SNBNF157						0.00	0	
SNBNF158						0.00	0	
SNBNF159	0.00	0.00	0.00	0.00	0.00	0.00	0	
SNBNF160	0.00	0.00	0.00	0.00	0.00	0.00	0	
SNBNF161						0.00	0	
SNBNF162	0.00	0.00	0.36	0.00	0.00	0.00	0	
SNBNF163						0.00	0	
SNBNF164						0.00	0	
SNBNF165						0.00	0	
SNBNF166	0.00	0.00	0.00	0.00	0.00	0.00	0	
SNBNF167						0.00	0	
SNBNF168						0.00	0	
SNBNF169						0.00	0	
SNBNF170						0.00	0	
SNBNF171						0.00	0	
SNBNF172						0.00	0	
SNBNF173	0.00	0.00	0.00	0.00	0.00	0.00	0	
SNBNF174	0.00	0.00	0.00	0.00	0.00	0.00	0	
SNBNF175						0.00	0	
SNBNF176						0.00	0	
SNBNF177						0.00	0	
SNBNF178	0.00	0.00	0.00	0.00	0.00	0.00	0	
SNBNF179	0.00	0.00	0.00	0.00	0.00	0.00	0	
SNBNF180	0.00	0.00	0.00	0.00	0.00	0.00	0	
SNBNF181	0.00	0.00	0.00	0.00	0.00	0.00	0	
SNBNF182	0.00	0.00	0.00	0.00	0.00	0.00	0	
SNBNF183	0.00	0.00	0.00	0.00	0.00	0.00	0	
SNBNF184	0.00	0.00	0.00	0.00	0.00	0.00	0	
SNBNF185	0.00	0.00	0.00	0.00	0.00	0.00	0	
SNBNF186						0.00	0	

Appendix F-1 Table 6. Prioritized list of buildings, maximum concentration for each contaminant of concern divided by its respective screening level, final rank score, and rank group for buildings.

Building Number	Chloroform Rank Score	cis-1,2-Dichloroethene Rank Score	Tetrachloroethene Rank Score	Trichloroethene Rank Score	Vinyl chloride Rank Score	Final Rank Score	Building Rank Group	Notes
SNBNF187						0.00	0	
SNBNF188						0.00	0	
SNBNF189						0.00	0	
SNBNF190						0.00	0	
SNBNF191						0.00	0	
SNBNF192						0.00	0	
SNBNF193						0.00	0	
SNBNF194						0.00	0	
SNBNF195						0.00	0	
SNBNF196						0.00	0	
SNBNF197						0.00	0	
SNBNF198						0.00	0	
SNBNF199	0.00	0.00	0.00	0.00	0.00	0.00	0	
SNBNF200	0.00	0.00	0.00	0.00	0.00	0.00	0	
SNBNF201	0.00	0.00	0.00	0.00	0.00	0.00	0	
SNBNF202	0.00	0.00	0.00	0.00	0.00	0.00	0	
SNBNF203	0.00	0.00	0.00	0.00	0.00	0.00	0	
SNBNF204						0.00	0	
SNBNF205						0.00	0	
SNBNF206						0.00	0	
SNBNF207						0.00	0	
SNBNF208						0.00	0	
SNBNF209						0.00	0	
SNBNF210						0.00	0	
SNBNF211						0.00	0	
SNBNF212						0.00	0	
SNBNF213						0.00	0	
SNBNF214						0.00	0	
SNBNF215						0.00	0	
SNBNF216						0.00	0	
SNBNF218	0.00	0.00	0.00	0.28	0.00	0.00	0	
SNBNF221						0.00	0	
SNBNF223	0.00	0.00	0.00	0.00	0.00	0.00	0	
SNBNF224	0.00	0.00	0.00	0.00	0.00	0.00	0	
SNBNF225	0.00	0.00	0.00	0.00	0.00	0.00	0	
SNBNF226	0.00	0.00	0.00	0.00	0.00	0.00	0	
SNBNF227						0.00	0	
SNBNF228	0.00	0.00	0.00	0.00	0.00	0.00	0	
SNBNF229						0.00	0	
SNBNF230	0.00	0.00	0.00	0.00	0.00	0.00	0	
SNBNF231						0.00	0	
SNBNF232	0.00	0.00	0.00	0.06	0.00	0.00	0	
SNBNF233	0.00	0.00	0.00	0.06	0.00	0.00	0	
SNBNF234	0.00	0.00	0.00	0.09	0.00	0.00	0	
SNBNF235	0.00	0.00	0.00	0.09	0.00	0.00	0	
SNBNF236	0.00	0.00	0.00	0.09	0.00	0.00	0	
SNBNF237	0.00	0.00	0.00	0.18	0.00	0.00	0	
SNBNF238	0.00	0.00	0.00	0.00	0.00	0.00	0	
SNBNF239	0.00	0.00	0.00	0.00	0.00	0.00	0	
SNBNF240						0.00	0	
SNBNF241						0.00	0	
T-1						0.00	0	
T-10						0.00	0	
T-11						0.00	0	
T-3						0.00	0	
T-4						0.00	0	

Appendix F-1 Table 6. Prioritized list of buildings, maximum concentration for each contaminant of concern divided by its respective screening level, final rank score, and rank group for buildings.

Building Number	Chloroform Rank Score	cis-1,2-Dichloroethene Rank Score	Tetrachloroethene Rank Score	Trichloroethene Rank Score	Vinyl chloride Rank Score	Final Rank Score	Building Rank Group	Notes
T-5						0.00	0	
T-6						0.00	0	
T-7						0.00	0	
T-8						0.00	0	
T-9	0.00	0.00	0.26	0.00	0.00	0.00	0	
U847						0.00	0	
U849A						0.00	0	
U849B						0.00	0	
U849C						0.00	0	
U853						0.00	0	
U865D	0.00	0.00	0.00	0.00	0.00	0.00	0	
U866						0.00	0	
U886, W3						0.00	0	
V822A-D						0.00	0	
W-1						0.00	0	

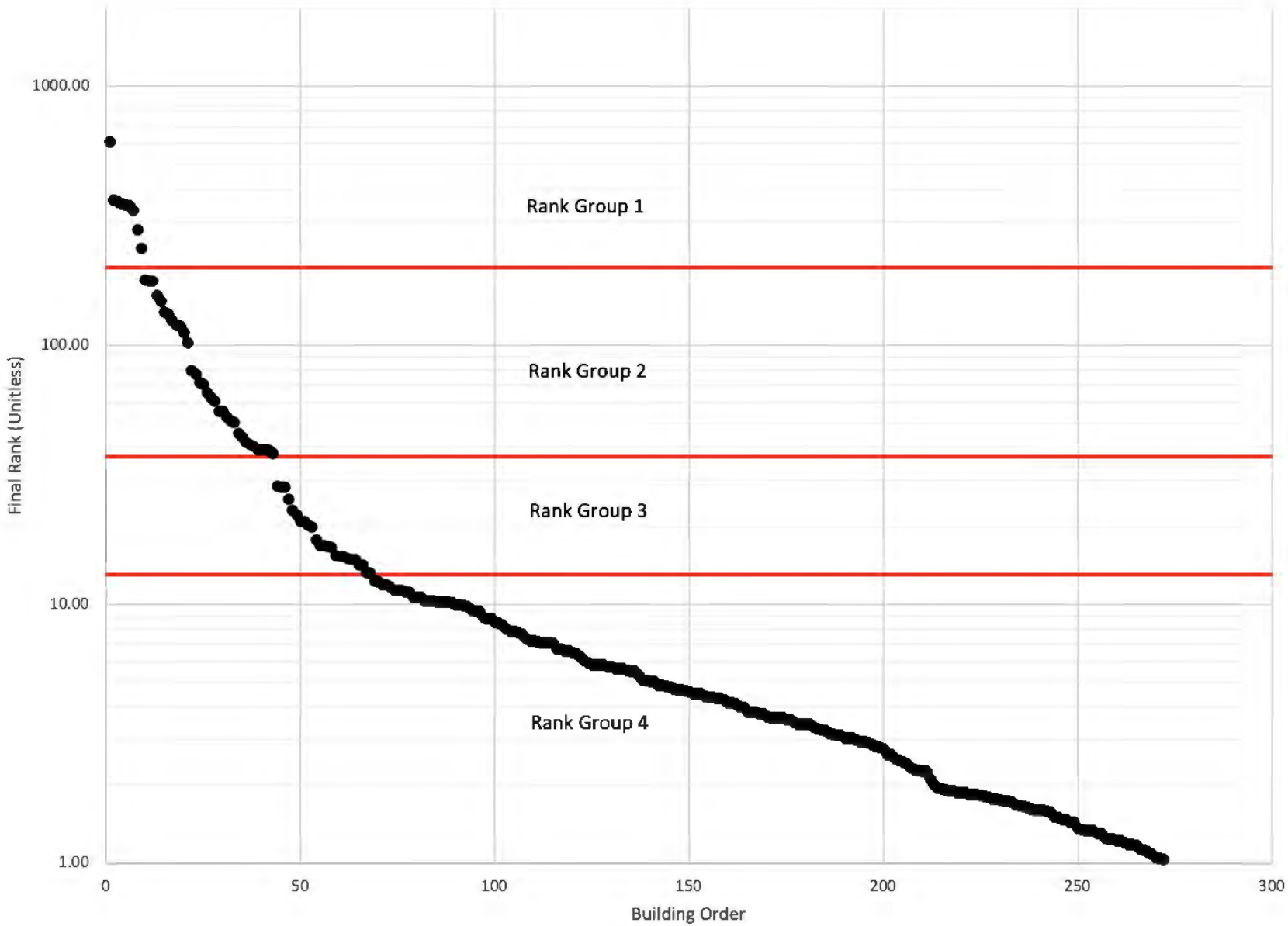

Appendix F-1. Figure 1. Distribution of the final rank score for all buildings.

Appendix F-2

Vapor Intrusion

Long-term Sampling Program Status

Appendix F-2 Table 1. Site 300 buildings included in the long-term sampling program and their sampling status, 2021.

		Winter		Summer		
Operable Unit	**Building Number**	**Date Sampled**	**PCE or TCE Detection?**	**Date Sampled**	**PCE or TCE Detection?**	**Notes**
OU1	875	1/4/21	Yes	7/6/21	Yes	Building 875 Room 100A exceeded the indoor air screening level for 1,2-dichloroethane during the Janauary 4 and July 6, 2021, sampling events.
	878	1/4/21	No	7/6/21	No	
OU2	834A	1/19/21	No	7/19/21	No	
	834C	1/19/21	Yes	7/19/21	Yes	
	834H	1/19/21	No	7/19/21	No	
	M834M	1/19/21	No	8/2/21	No	
OU7	832C	1/19/21	No	7/19/21	Yes	
	832D	1/19/21	No	7/19/21	No	
OU8	801A	2/1/21	Yes	8/2/21	Yes	
	801D	2/1/21	No	8/2/21	No	
	833	1/4/21	No	7/6/21	No	

Notes:

Winter conditions typically occur during the months of December through March.

Summer conditions typically occur during the months of June through September.

-- = Not sampled

PCE = Tetrachloroethene

TCE = Trichloroethene

Appendix F-3

Vapor Intrusion

Indoor Air Target Concentration Screening Levels

Appendix F-3 Table 1. Volatile constituents and target indoor air concentration screening levels.

Constituents of Concern	Long-Term Cancer Target Indoor Air Concentration (C_{ia}) at Target Cancer Risk (TCR) = 1E-06			Hazardous Non-Cancer Target Indoor Air Concentration (C_{ia}) at Target Hazard Quotient (THQ) = 1			Basis for Radiello 130® Passive Diffusive Sampling Results
	C_{ia} µg/m^3	C_{ia} PPM(V/V)	Reference	C_{ia} µg/m^3	C_{ia} PPM(V/V)	Reference	
1,1,1-Trichloroethane				4,400	0.807	DTSC SL	Validated uptake rate.
1,1,2-Trichloroethane	0.77	0.000141	VISL	0.88	0.000161	VISL	Estimated uptake rate.
1,1-Dichloroethane	7.7	0.00190	VISL	3,500	0.865	DTSC SL	Estimated uptake rate.
1,1-Dichloroethene				310	0.0782	DTSC SL	Estimated uptake rate.
1,2-Dichloroethane	0.47	0.000116	VISL	31	0.00766	VISL	Validated uptake rate.
Carbon tetrachloride	2.0	0.000318	VISL	180	0.0286	DTSC SL	Validated uptake rate.
Chloroform	0.53	0.000109	VISL	430	0.0881	VISL	Validated uptake rate.
Tetrachloroethene	2.0	0.000295	DTSC SL	180	0.0265	VISL	Validated uptake rate.
Trichloroethene[1]	3.0	0.000558	VISL	8.8	0.00164	VISL	Validated uptake rate.
Trichlorofluoromethane				5,300	0.943	DTSC SL	No uptake rate available. No analytical results will be provided.
Trichlorotrifluoroethane				22,000	2.87	VISL	No uptake rate available. No analytical results will be provided.
Vinyl chloride	0.16	0.000626	DTSC SL	350	0.137	VISL	No uptake rate available. No analytical results will be provided.
cis-1,2-Dichloroethene				35	0.00883	DTSC SL	Estimated uptake rate.
trans-1,2-Dichloroethene				175	0.0441	VISL	Estimated uptake rate.

Reference:

VISL: U.S. Environmental Protection Agency (https://epa-visl.ornl.gov/cgi-bin/visl_search), Vapor Intrusion Screening Level (VISL) Calculator, Accessed February 24, 2022.

DTSC SL: California Department of Toxic Substances Control Human Health Risk Assessment Note 3 – Modified Screening Levels (DTSC SL), June 2020 Update.

Notes:

[1] Accelerated response and urgent response comparison criteria as defined in the U.S. EPA Region IX Memorandum "*Response Action Levels and Recommendations to Address Near-Term Inhalation Exposures to TCE in Air from Subsurface Vapor Intrusion*" (July 2014) will also be evaluated.

µg/m^3 = Micrograms per cubic meter
PPM(V/V) = Parts per million on a volume-to-volume basis

Appendix F-4

Soil Vapor Extraction and Vapor Intrusion Mitigation System Zone of Influence

1. Introduction

In the Addenda to Five-Year Reviews (FYR) for the Lawrence Livermore National Laboratory (LLNL), Site 300 (Demir et al. 2021a, 2021b, 2021c, and 2021d), the Remedial Project Managers (RPMs) agreed to a recommendation to develop a contingency plan for indoor air sampling when soil vapor extraction (SVE) or vapor intrusion (VI) mitigation systems are off-line for an extended period. As part of this recommendation, the Department of Energy (DOE)/LLNL agreed to implement a contingency plan using the following criteria:

- DOE/LLNL will develop a list of buildings in the vicinity of each SVE and VI mitigation system.
- If an SVE or VI mitigation system is off-line for more than 30 days, DOE/LLNL will deploy Radiello 130® passive diffusive samplers in nearby buildings.

This document describes the approach used to develop the list of buildings in the zone of influence of SVE and VI mitigation system wellfields at LLNL Site 300, for the following Operable Units (OUs):

- OU 1: General Services Area
- OU 2: Building 834
- OU 6: Building 854
- OU 7: Building 832 Canyon
- OU 8: Building 833

2. Soil vapor extraction and vapor intrusion mitigation zone of influence

There are currently five operational SVE systems and one operational VI mitigation system at LLNL Site 300. They are located in areas where residual unsaturated zone contamination remains. The selected remedy for unsaturated zone cleanup at Site 300 is soil vapor extraction (DOE, 2008). Soil vapor extraction at Site 300 began in the 1990s at one location and by the early 2000s all five SVE systems were operational. The VI mitigation system began operation in 2019. The SVE and VI mitigation systems discussed in this document are:

- Central General Services Area Soil Vapor Treatment System (CGSA SVTS)
- Building 834 Soil Vapor Treatment System (834 SVTS)
- Building 832 Source Soil Vapor Treatment System (832-SRC SVTS)
- Building 830 Source Soil Vapor Treatment System (830-SRC SVTS)
- Building 854 Source Soil Vapor Treatment System (854-SRC SVTS)
- Building 833 Sub-slab Depressurization System (833-SSDS)

DOE/LLNL applied a two hundred foot radius around SVE and VI mitigation system extraction wells to delineate the zone of influence in the subsurface. The zone of influence of each extraction well is related with the extraction flow rate, relative air permeability near each well, and subsurface heterogeneity. DOE/LLNL has conducted pneumatic testing in the past and is aware that the zone of influence of each well varies by location. The average zone of influence of extraction wells is conservatively estimated to be two hundred feet based on pneumatic tests and long-term concentration changes in nearby monitor wells. DOE/LLNL will continue to conduct pneumatic testing to better

define the zone of influence for each extraction well. The current zone of influence selected for this analysis is conservatively large to ensure that potential vapor intrusion from subsurface contamination to indoor air would be evaluated in nearby buildings when SVE or VI mitigation systems are off-line for an extended period. The estimated zone of influence for each SVE or VI mitigation system is shown on Appendix F-4 Figures 1 through 6.

Appendix F-4 Table 1 contains the list the buildings where indoor air sampling will be conducted using Radiello 130® passive diffusive samplers if an SVE or VI mitigation system is off-line for more than 30 days. These sampling events are independent from the long-term indoor air sampling program, however, the results from sampling events will be incorporated into the long-term program as they will represent the worst-case conditions. The list of buildings will be updated annually as DOE/LLNL continues to conduct pneumatic tests to refine the zone of influence for each extraction well.

3. References

Demir, Z., P. McKereghan, A. Porubcan (2021a), *Addendum to the Fourth Five-Year Review for the General Services Area Operable Unit at Lawrence Livermore National Laboratory Site 300*, Lawrence Livermore National Laboratory, Livermore, Calif. (LLNL-AR-809304).

Demir, Z., P. McKereghan, A. Porubcan (2021b), *Addendum to the Fourth Five-Year Review for the Building 834 Operable Unit at Lawrence Livermore National Laboratory Site 300*, Lawrence Livermore National Laboratory, Livermore, Calif. (LLNL-AR-809305).

Demir, Z., P. McKereghan, A. Porubcan (2021c), *Addendum to the Five-Year Review for East/West Firing Areas at Lawrence Livermore National Laboratory Site 300*, Lawrence Livermore National Laboratory, Livermore, Calif. (LLNL-AR-809338).

Demir, Z., P. McKereghan, A. Porubcan (2021d), *Addendum to the Second Five-Year Review for the Building 832 Canyon Operable Unit at Lawrence Livermore National Laboratory Site 300*, Lawrence Livermore National Laboratory, Livermore, Calif. (LLNL-AR-809308).

U.S. DOE (2008), *Site-Wide Record of Decision for the Lawrence Livermore National Laboratory*, Site 300, Lawrence Livermore National Laboratory, Livermore, Calif. (UCRL-AR-236665).

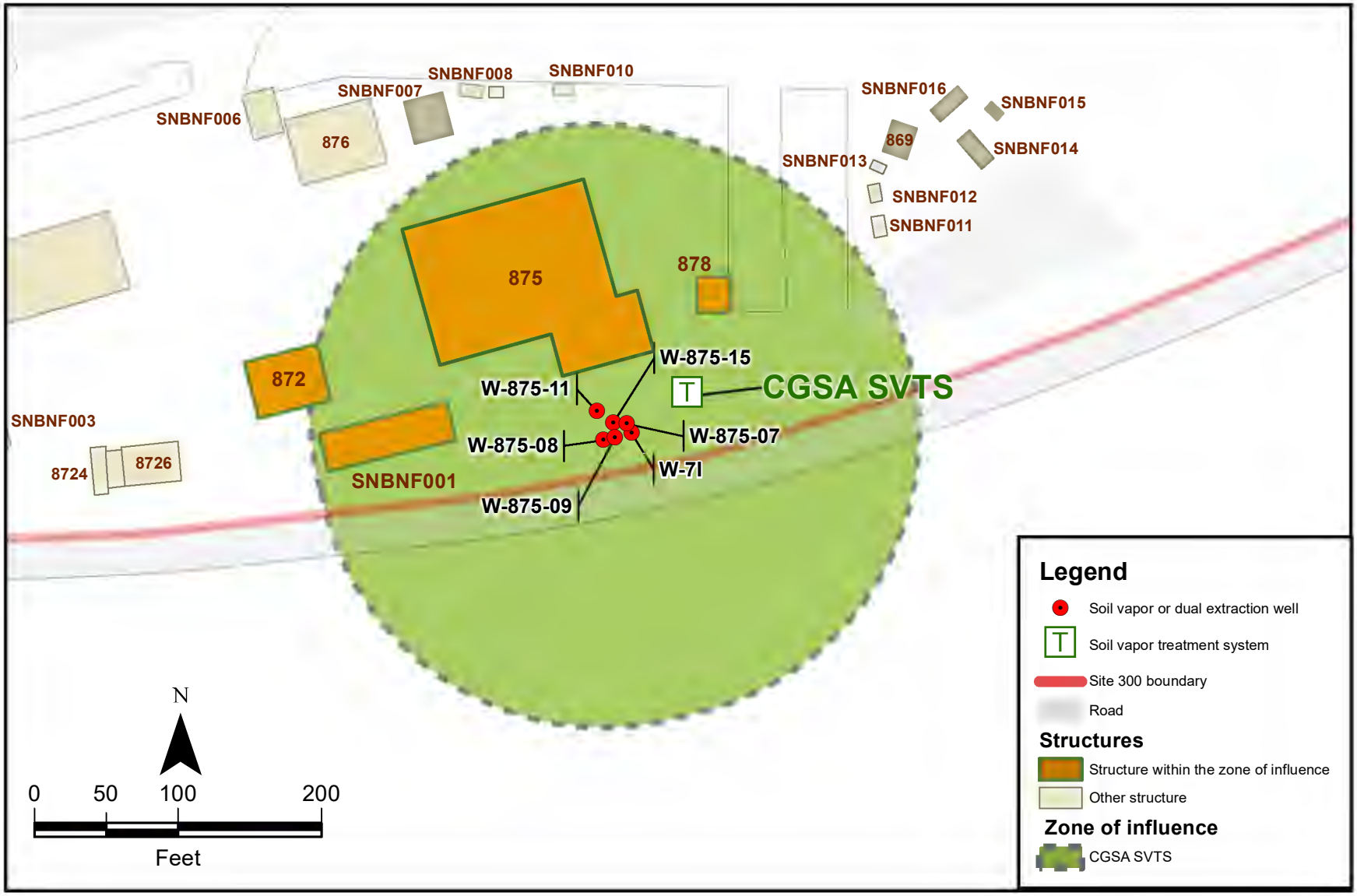

Appendix F-4 Figure 1. Central General Services Area soil vapor treatment system and the estimated zone of influence of extraction wellfield.

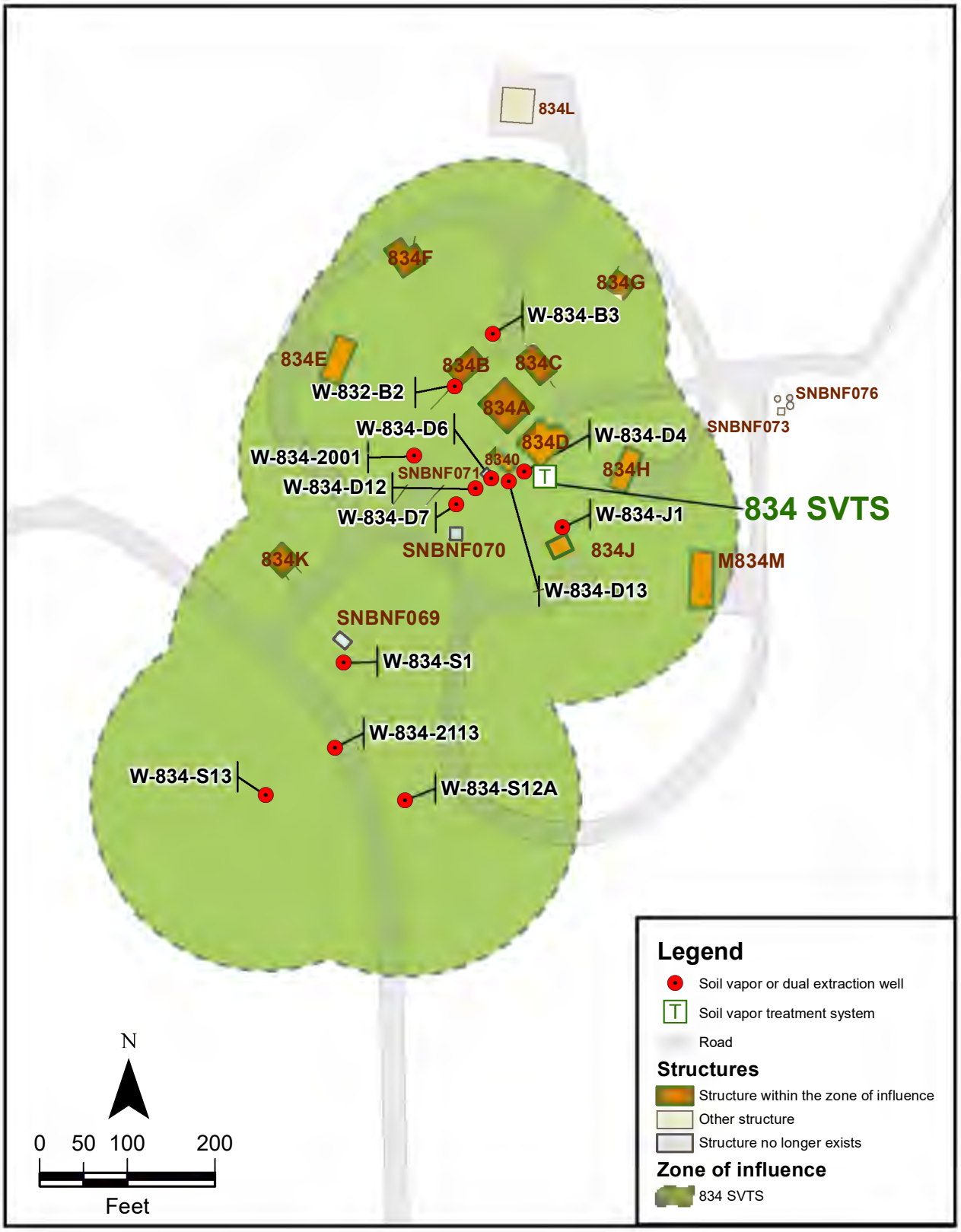

Appendix F-4 Figure 2. Building 834 Source soil vapor treatment system and the estimated zone of influence of extraction wellfield.

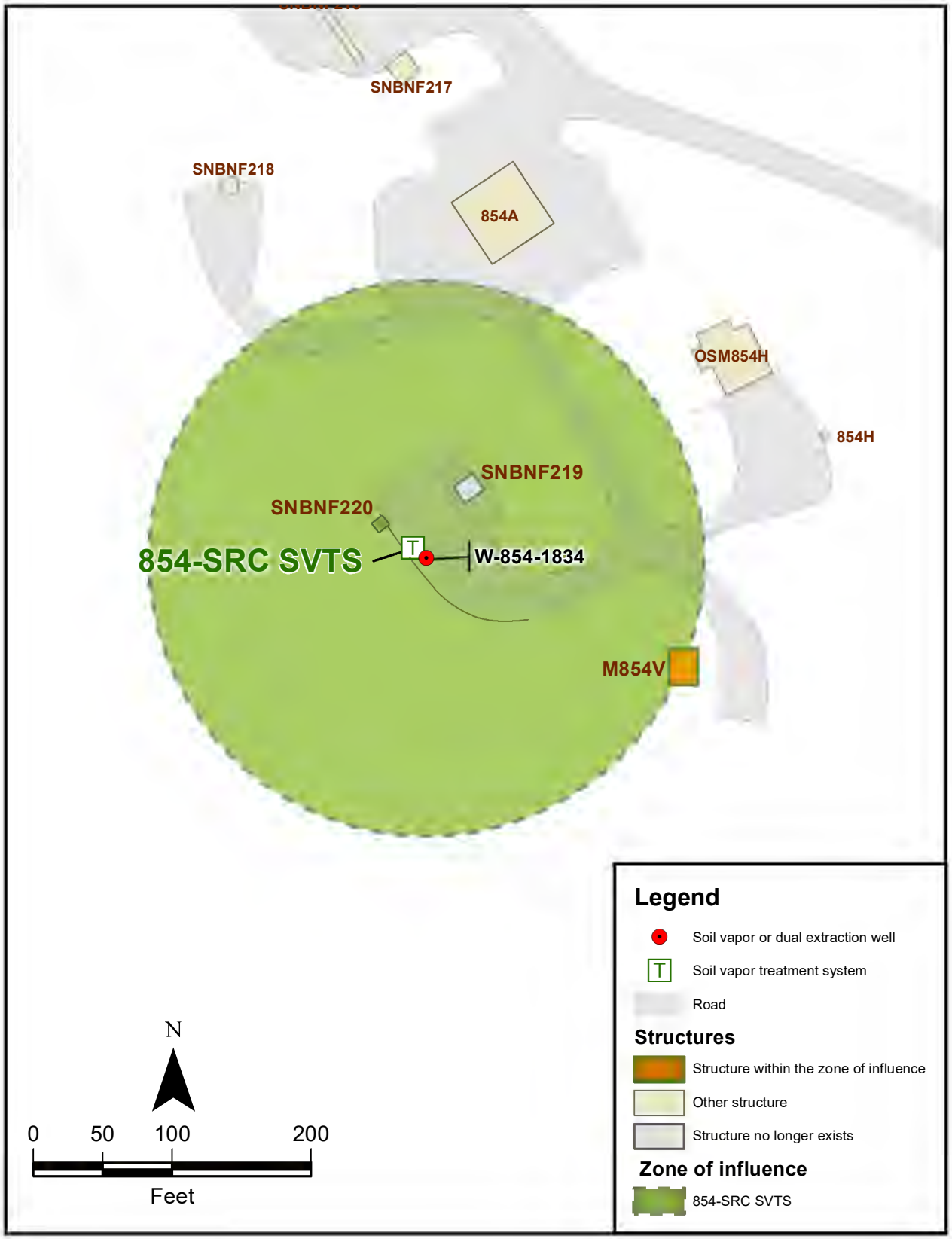

Appendix F-4 Figure 3. Building 854 Source soil vapor treatment system and the estimated zone of influence of extraction wellfield.

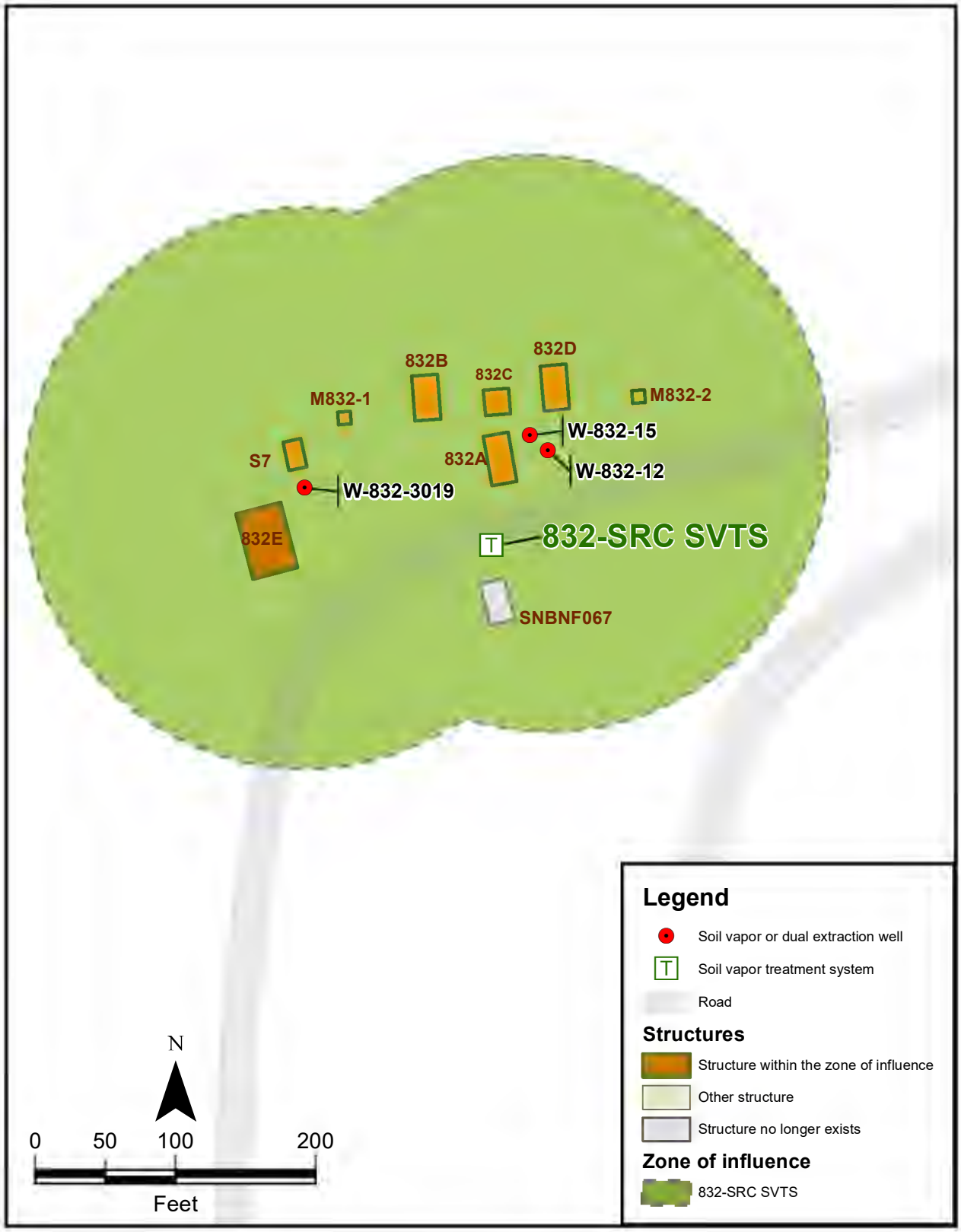

Appendix F-4 Figure 4. Building 832 Source soil vapor treatment system and the estimated zone of influence of extraction wellfield.

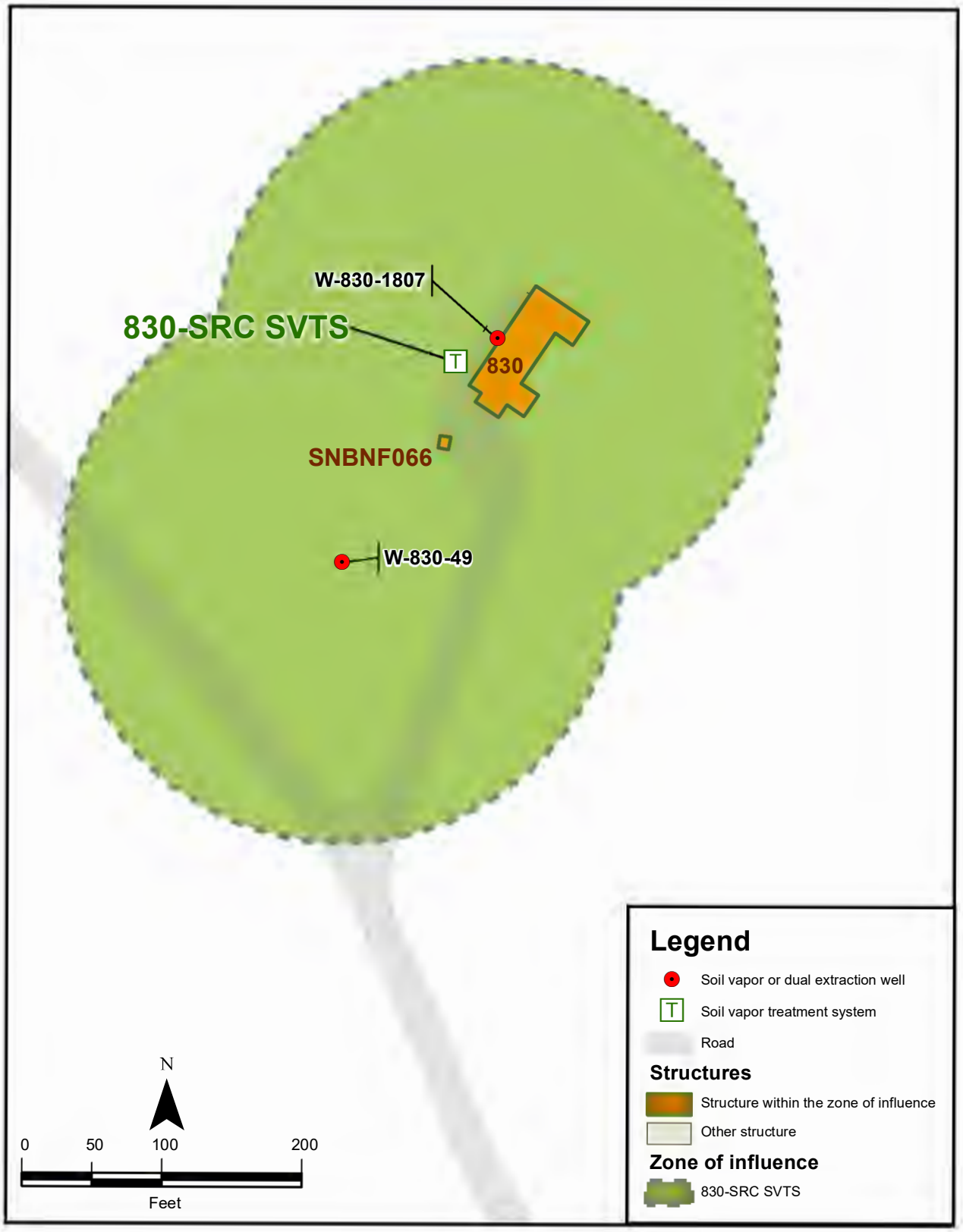

Appendix F-4 Figure 5. Building 830 Source soil vapor treatment system and the estimated zone of influence of extraction wellfield.

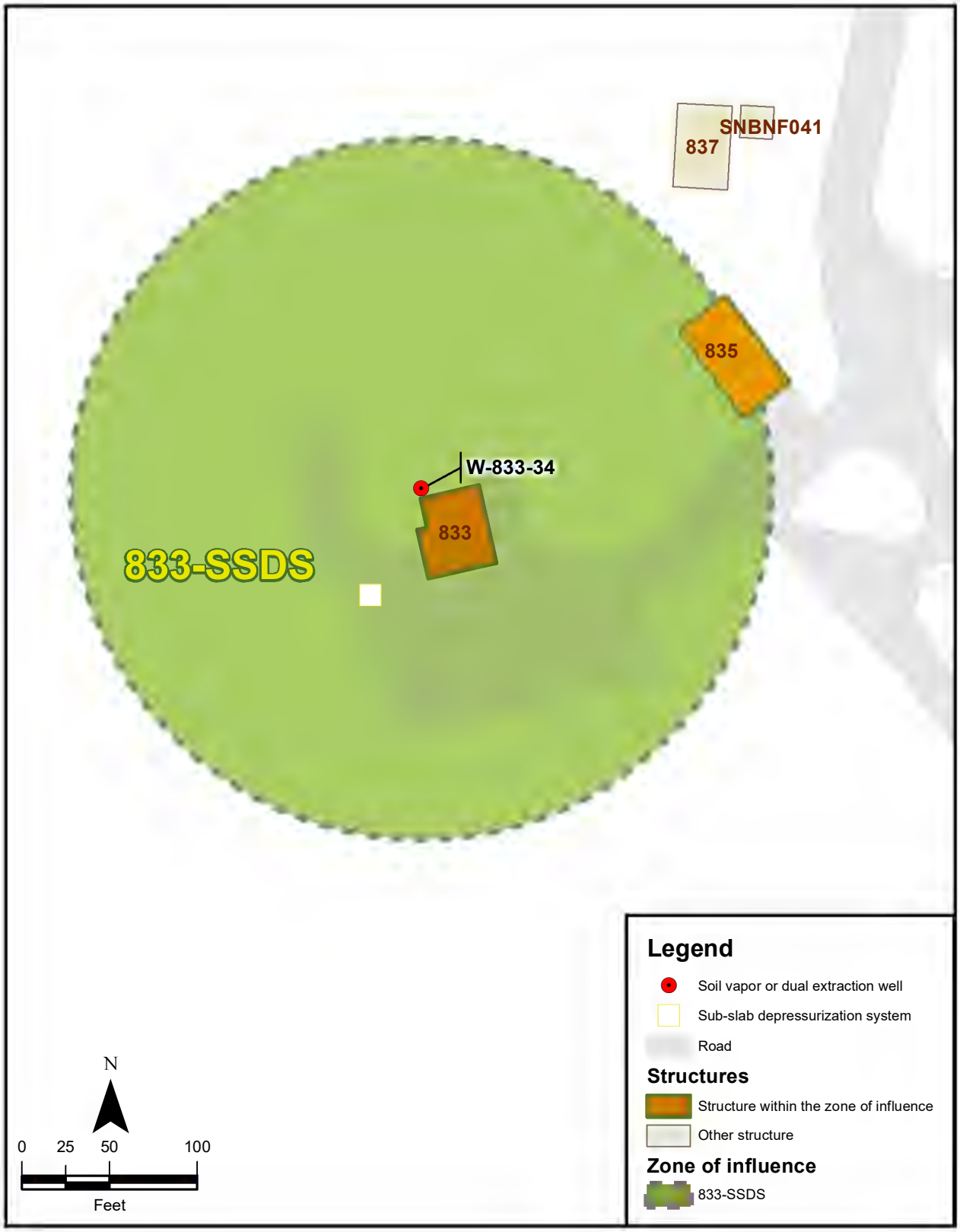

Appendix F-4 Figure 6. Building 833 sub-slab depressurization system and the estimated zone of influence of extraction wellfield.

Appendix F-4 Table 1. List of Site 300 soil vapor extraction and vapor intrusion mitigation systems and buildings within the zone of influence.

Operable Unit	Soil Vapor Extraction or Vapor Intrusion Mitigation System	Building in the Zone of Influence	Notes
OU 1	Central General Services Area Soil Vapor Treatment System (CGSA SVTS)	872	
		875	
		878	
		SNBNF001	*No sampling. Structure is used for storage, open to atmosphere, and not continually occupied.*
OU 2	Building 834 Soil Vapor Treatment System (834 SVTS)	8340	
		834A	
		834B	*No sampling. Building is open to atmosphere.*
		834C	
		834D	*No sampling. Building is open to atmosphere.*
		834E	*No sampling. Building is has restricted access and not continually occupied.*
		834F	
		834G	
		834H	
		834J	
		834K	*No sampling. Building is open to atmosphere.*
		M834M	
		SNBNF069	*No sampling. Structure no longer exists.*
		SNBNF070	*No sampling. Structure no longer exists.*
		SNBNF071	*No sampling. Structure no longer exists.*
OU 6	Building 854 Source Soil Vapor Treatment System (854-SRC SVTS)	*M854V*	*No sampling. Building is used for storage and not continually occupied.*
		SNBNF219	*No sampling. Structure no longer exists.*
		SNBNF220	*No sampling. Structure is a treatment facility and not an occupiable space.*
OU 7	832 Source Soil Vapor Treatment System (832-SRC SVTS)	*832A*	*No sampling. Building was evaluated and sampled for vapor intrusion while the SVE system was*
		832B	*No sampling. Building was evaluated and sampled for vapor intrusion while the SVE system was*
		832C	*No sampling. Building was evaluated and sampled for vapor intrusion while the SVE system was*
		832D	*No sampling. Building was evaluated and sampled for vapor intrusion while the SVE system was offine.*
		832E	*No sampling. Building was evaluated and sampled for vapor intrusion while the SVE system was*
		M832-1	*No sampling. Structure is a small magazette and not an occupiable space.*
		M832-2	*No sampling. Structure is a small magazette and not an occupiable space.*
		S7	*No sampling. Structure is a shed used for storage and not continually occupied.*
		SNBNF067	*No sampling. Structure no longer exists.*
	Building 830 Source Soil Vapor Treatment System (830-SRC SVTS)	*830*	*No sampling. Building is scheduled for demolition and not occupied.*
		SNBNF066	*No sampling. Structure is a treatment facility and not an occupiable space.*

Appendix F-4 Table 1. List of Site 300 soil vapor extraction and vapor intrusion mitigation systems and buildings within the zone of influence.

Operable Unit	Soil Vapor Extraction or Vapor Intrusion Mitigation System	Building in the Zone of Influence	Notes
OU 8	Building 833 Sub-slab Depressurization System (833-SSDS)	833 835	

Notes:

Indoor air sampling will be conducted in the buildings listed in this table when the identified soil vapor extraction system is off-line for more than 30 days.

OU = Operable unit
SNBNF = Site 300 no building number found
SVE = Soil vapor extraction

Appendix G

2021 Analytical Data Quality Assurance Summary

Table of Contents

1. Introduction **1**
2. Analytical Data Issues – Rejected and Suspect Data **1**
3. Analytical Accuracy and Precision **2**
3.1. Analytical Accuracy 2
3.1.1. LCS Percent Recovery Results for 2020 Aqueous Analyses 2
3.1.2. LCS Recovery Results for 2020 Soil Samples 4
3.1.3. LCS Recovery Results for 2020 Air Samples 4
3.2. Analytical Precision 4
3.2.1. Relative Percent Duplicate Results for 2020 Aqueous Analyses 5
3.2.2. Duplicate Pair Comparison Results for 2020 Soil Samples 7
3.2.3. Duplicate Pair Comparison Results for 2020 Air Samples 7
4. Field QC Precision and Completeness **8**
4.1. Field QC Duplicate Pair Comparison Results for 2020 Aqueous Samples 8
4.1.1. Volatile Organic Compounds 8
4.1.2. High-Explosive Compounds 9
4.1.3. Metals 9
4.1.4. Radionuclides 9
4.1.5. Anions 10
4.2. Field QC Duplicate Pair Comparison Results for 2020 Soil Samples 11
4.2.1. Volatile Organic Compounds 11
4.3. Field QC Duplicate Pair Comparison Results for 2020 Air Samples 12
4.3.1. Volatile Organic Compounds 12
5. Representativeness **12**
6. Comparability **13**
7. Completeness **13**
8. Sensitivity **14**
9. Analytical Laboratory Certifications, Performance Testing, and DOECAP Assessments **14**
9.1. Analytical Laboratory Certifications 14
9.2. Analytical Laboratory Performance Testing 14
9.3. DOECAP Assessments 14
10. Internal Assessments and Inspections **15**
11. Summary and Conclusion **15**
References **16**

List of Figures

Figure G-1. Volatile Organic Compounds Aqueous Analysis - LCS Percent Recovery Chart
Figure G-2. High-Explosive Compounds Aqueous Analysis - LCS Percent Recovery Chart
Figure G-3. Metals Aqueous Analysis - LCS Percent Recovery Chart
Figure G-4. Tritium Aqueous Analysis - LCS Percent Recovery Chart
Figure G-5. Uranium-238 Aqueous Analysis - LCS Percent Recovery Chart
Figure G-6. Nitrate Aqueous Analysis - LCS Percent Recovery Chart
Figure G-7. Perchlorate Aqueous Analysis - LCS Percent Recovery Chart
Figure G-8. Volatile Organic Compounds Soil Analysis - LCS Percent Recovery Chart
Figure G-9. Volatile Organic Compounds Air Analysis - LCS Percent Recovery Chart
Figure G-10. Volatile Organic Compounds Aqueous Analysis - MS/MSD Relative Percent Difference Chart
Figure G-11. High-Explosives Aqueous Analysis - MS/MSD Relative Percent Difference Chart
Figure G-12. Metals Aqueous Analysis - MS/MSD Relative Percent Difference Chart
Figure G-13. Tritium Aqueous Analysis - QC Duplicate Relative Percent Difference Chart
Figure G-14. Uranium-238 Aqueous Analysis - QC Duplicate Relative Percent Difference Chart
Figure G-15. Nitrate Aqueous Analysis - MS/MSD Relative Percent Difference Chart
Figure G-16. Perchlorate Aqueous Analysis - MS/MSD Relative Percent Difference Chart
Figure G-17. Volatile Organic Compounds Soil Analysis - MS/MSD Relative Percent Difference Chart
Figure G-18. Volatile Organic Compounds Air Analysis - LCS/LCSD Relative Percent Difference Chart
Figure G-19. Volatile Organic Compounds Aqueous Analysis - Field QC Duplicate Pair Relative Percent Difference Chart
Figure G-20. High-Explosive Compounds Aqueous Analysis - Field QC Duplicate Pair Relative Percent Difference Chart
Figure G-21. Metals Aqueous Analysis - Field QC Duplicate Pair Relative Percent Difference Chart
Figure G-22. Tritium Aqueous Analysis - Field QC Duplicate Pair Relative Percent Difference Chart
Figure G-23. Uranium-238 Aqueous Analysis - Field QC Duplicate Pair Relative Percent Difference Chart
Figure G-24. Nitrate Aqueous Analysis - Field QC Duplicate Pair Relative Percent Difference Chart
Figure G-25. Perchlorate Aqueous Analysis - Field QC Duplicate Pair Relative Percent Difference Chart
Figure G-26. Volatile Organic Compounds Soil Analysis - Field QC Duplicate Pair Relative Percent Difference Chart
Figure G-27. Volatile Organic Compounds Air Analysis - Field QC Duplicate Pair Relative Percent Difference Chart

List of Tables

Appendix G Table 1. Measurement Quality Objectives for Analytical Data.
Appendix G Table 2. Measurement Quality Objective Results for 2020 Analytical Data.

2021 Analytical Data Quality Assurance Summary

1. Introduction

During 2021, the Lawrence Livermore National Laboratory (LLNL) Livermore Site and Site 300 environmental restoration programs collected water, soil, and vapor samples for analytical laboratory analysis. The Quality Assurance Project Plan (QAPP) (LLNL, 2020) established measurement quality objectives (MQOs) for the analytical data obtained from analysis of environmental samples (Appendix G Table 1). The purpose of the Quality Assurance Summary (QAS) is to determine if the analytical data MQOs, based upon the PARCCS (precision, accuracy, representativeness, comparability, completeness, and sensitivity) parameters have been met. Also provided in this QAS are summaries of analytical laboratory certifications, assessments, and performance testing as well as internal assessments conducted during 2021.

2. Analytical Data Issues – Rejected and Suspect Data

Data are most commonly rejected and assigned "R" qualifiers when the presence or absence of the analyte(s) of interest cannot be verified, most often due to failure to meet quality control (QC) criteria. Data are qualified as suspect and assigned "S" qualifiers when the results, based upon sample type, location, or previous result history are anomalous and are believed to have been switched or incorrectly identified during the sample collection, preparation, or analysis process. With the exception of three samples, most data rejected during 2021 consisted of single VOC analytes, mostly bromomethane and 2-chloroethylvinylether, known to be problematic and with no detection histories at LLNL. No data were qualified as suspect during 2021.

- Volatile organic compound (VOC) results from a sample collected from Livermore Site monitor well W-506 during March were rejected and assigned "R" data qualifiers due to a laboratory error that raised reporting limits to unacceptable levels. A new sample was collected and acceptable results were obtained for this location.
- VOC results from a sample collected from Site 300 monitor well W-854-3308 during March were rejected and assigned "R" data qualifiers due to poor QC results (very low matrix spike [MS] and matrix spike duplicate [MSD] recoveries). This was a duplicate sample collected for inter-laboratory comparison. The routine sample provided acceptable results for this location.
- VOC results from the 127 feet (ft) sample collected from Livermore Site borehole B-3702 during July were rejected and assigned "R" data qualifiers due to poor QC results (low internal standards results). Resampling was not possible, but acceptable VOC data from other depths in this borehole were obtained.

An additional data issue that occurred during 2021 was the need to assign "H" qualifiers to results from 29 perchlorate samples that were analyzed outside of their hold times due to instrument failures and errors by a subcontracted laboratory. LLNL authorized analysis out-of-hold because the samples had been collected late in the quarter and there was insufficient time and resources for resampling.

3. Analytical Accuracy and Precision

3.1. Analytical Accuracy

Accuracy, a quantitative parameter, indicates how close a measurement is to the actual value. LCS recovery, expressed as a percentage, is used as an indicator of analytical accuracy. An LCS is prepared by spiking a clean matrix, usually blank (de-ionized) water, with known concentrations of the target analytes. It is then prepared and analyzed like a regular sample. Recovery of the spiked analytes must fall within a certain percentage range, known as the control limits, for the results to be acceptable. The LCS analytical control limits used by analytical laboratories can be obtained from the method paper, the TNI Standard (2016), the DoD/DOE Quality System Manual (QSM) (2019), or from the laboratory's own recovery data, but must be approved by LLNL. The analytical control limits vary somewhat between laboratories and results received that fall outside the laboratories stated control limits are rejected. However, to meet the LLNL MQO for accuracy 85% or more of the LCS recoveries, each analyte group must fall within the tighter control limit ranges specified in Appendix G Table 1.

LCS recovery charts and brief summaries of the LCS recovery results for volatile organic compounds (VOCs), HE compounds, metals, radionuclides (tritium and uranium-238), and anions (nitrate and perchlorate), the five analytical groups with QAPP-established MQOs, are provided below for aqueous, soil, and air sample analyses. Note that the analytical laboratories will not be identified by name in the charts or summaries presented in this document. Data sources will be identified by letter only in the charts and text.

3.1.1. LCS Percent Recovery Results for 2021 Aqueous Analyses

3.1.1.1. Volatile Organic Compounds

Figure G-1 provides LCS percent recovery results for VOCs. The MQO established for VOCs is for at least 85% of the LCS recoveries to be within the 80–120% range.

- QC sample results from EPA Methods 624.1, 8260, and RSK-175.
- 95% of LCS recoveries within 80–120% MQO range. Individually, each laboratory also met the MQO.
- Results outside MQO: 618 (5%), mostly for problematic analytes such as bromomethane, chloroethane, chloromethane, and 2-chloroethylvinylether.

The MQO for accuracy was met for VOC analyses.

3.1.1.2. High-Explosive Compounds

Figure G-2 provides LCS percent recovery results for HE compounds. The MQO established for HE compounds is for at least 85% of the LCS recoveries to be within the 80–120% range.

- QC sample results from EPA Method 8330.
- 98% of LCS recoveries within the 80–120% MQO range.
- Results outside MQO: 23, including 2 HMX and 2 RDX.

The MQO for accuracy was met for HE Compound analyses.

3.1.1.3. Metals

Figure G-3 provides LCS percent recovery results for metals. The MQO established for metals is for at least 85% of the LCS recoveries to be within the 90–110% range.

- QC sample results from EPA Methods 200.7, 200.8, 218.6, 245.1, 6010, 6020, and 7470.
- 96% of LCS recoveries within the 90–110% MQO range.
- Results outside MQO: 103, distributed among the analytes.

Overall, the results for metals analyses met the MQO for accuracy, but individually, laboratory D, at 78%, did not meet the 85% MQO.

3.1.1.4. Radionuclides

3.1.1.4.1. Tritium

Figure G-4 provides LCS percent recovery results for tritium. The MQO established for tritium is for at least 85% of the LCS recoveries to be within the 80–120% range.

- QC sample results from liquid scintillation spectrometry.
- 98% of LCS recoveries within the 80–120% MQO range
- Results outside MQO: 2 results below the MQO.

The MQO for accuracy was met for tritium analyses.

3.1.1.4.2. Uranium-238

Figure G-5 provides LCS percent recovery results for uranium-238. The MQO established for uranium-238 is for at least 85% of the LCS recoveries to be within the 85–115% range.

- QC sample results from alpha spectrometry.
- 100% of LCS recoveries within the 85–115% MQO range
- Results outside MQO: none.

The MQO for accuracy was met for uranium-238 analyses.

3.1.1.5. Anions

3.1.1.5.1. Nitrate

Figure G-6 provides LCS percent recovery results for nitrate. The MQO established for nitrate requires that 100% of LCS recoveries must be within the 90–110% range.

- QC sample results from EPA Method 300.0.
- 100% of LCS recoveries within the 90–110% MQO range
- Results outside MQO: none.

The MQO for accuracy was met for nitrate analyses.

3.1.1.5.2. Perchlorate

Figure G-7 provides LCS percent recovery results for perchlorate. The MQO established for perchlorate requires that 100% of LCS recoveries must be within the 85–115% range.

- QC sample results from EPA Method 314.0.
- 100% of LCS recoveries within 85–115% MQO range

- Results outside MQO: none.

The MQO for accuracy was met for perchlorate analyses.

3.1.2. LCS Recovery Results for 2021 Soil Samples

Volatile Organic Compounds

Figure G-8 provides LCS percent recovery results for soil samples collected as part of the direct-push sampling survey in the Livermore Site TFD Helipad and East Traffic Circle North areas and other soil samples collected during drilling operations at Livermore Site for VOC analysis. The MQO established for VOCs is for at least 85% of the LCS recoveries to be within the range of 80–120%.

- QC sample results from EPA Method 8260.
- 98% of LCS recoveries within 80–120% MQO range
- Results outside MQO: 11, mostly bromomethane, chloromethane, and vinyl chloride which are known to be problematic.

The MQO for accuracy was met for soil sample VOC analyses.

3.1.3. LCS Recovery Results for 2021 Air Samples

Volatile Organic Compounds

Figure G-9 provides LCS percent recovery results for indoor air samples collected for vapor intrusion monitoring, soil vapor samples collected during the direct-push sampling survey in the Livermore Site TFD Helipad and East Traffic Circle North areas and routine soil vapor samples collected at Livermore Site and Site 300 for VOC analysis. The MQO established for VOCs is for at least 85% of the LCS recoveries to be within the range of 80–120%.

- QC sample results from EPA Method TO-17 and EPA Method TO-15 for indoor air and soil vapor, respectively.
- 96% of LCS recoveries within 80–120% MQO range. Individually, the recoveries for each method, TO-15 and TO-17, also met the MQO.
- Results outside MQO: 22 TO-17 results and 105 TO-15 results, distributed among the analytes.

The MQO for accuracy was met for air sample VOC analyses.

3.2. Analytical Precision

Precision, a quantitative parameter, is the degree of agreement between measurements of the same property under the same conditions. The indicator for precision is the relative percent difference (RPD) calculated between pairs of samples using the following equation:

$$RPD = \frac{|R_1 - R_2|}{\left(\frac{R_1 + R_2}{2}\right)} \times 100$$

Where R_1 is the routine sample analytical result and R_2 is the duplicate sample analytical result. Analytical precision is often determined using RPDs calculated from MS and MSD pairs. A matrix spike is prepared by spiking an actual sample matrix, rather than the clean matrix used for an LCS, with known concentrations of the target analytes. RPD may also be calculated using LCS and LCSD pairs, or sample and sample duplicate pairs. Most of the LLNL water and soil sample pair comparisons

for organic and inorganic analyses use MS and MSD results, air samples use LCS and LCSD results, and radionuclide analyses compare sample and sample duplicate results. It should also be noted that RPD is often not a useful indicator of precision for soil sample analyses as it may indicate more about sample heterogeneity than analytical precision.

Application of the RPD calculation is not always possible or appropriate. The following guidelines are used to determine when to apply the RPD calculation and how to compare duplicate pair results for acceptability when the RPD calculation is not applicable:

1. The standard RPD calculation is used when one or both results are greater than 5x the reporting limit.
2. When both results are less than 5x the reporting limit, results are acceptable when the difference between the results is less than or equal to the reporting limit.
3. When both results are less than the reporting limit, and the reporting limits are the same, the results are acceptable.
4. When both results are less than the reporting limit, but the reporting limits are different, the difference between ½ the reporting limits must be less than or equal to the smaller reporting limit to be acceptable.
5. When one result is a detection greater than the reporting limit, and the other result is less than the reporting limit (the reporting limits may be different), the difference between the detection and ½ the reporting limit must be less than or equal to the smaller reporting limit to be acceptable.
6. For purposes of plotting the results of duplicate pair comparisons when the RPD calculation is not used, acceptable results will be assigned a default value of "0" and unacceptable results will be assigned a default value of "50", which is noticeably greater than any of the MQO RPDs.

QC sample pair comparisons for VOCs, HE compounds, metals, radionuclides (tritium and uranium-238), and anions (nitrate and perchlorate), the five analytical groups with QAPP-established MQOs, are discussed below for aqueous, soil, and air sample matrices. Note that the analytical laboratories are not identified by name in the charts or summaries presented in this document. Data sources are identified by letter only in the charts and text.

3.2.1. Relative Percent Duplicate Results for 2021 Aqueous Analyses

3.2.1.1. Volatile Organic Compounds

Figure G-10 provides MS/MSD relative percent difference results for VOCs. The MQO established for VOCs requires that at least 85% of RPD results are acceptable or less than or equal to 15%.

- QC sample results from EPA Methods 624.1 and 8260.
- 94% of RPD results are acceptable or less than or equal to 15%.
- Results outside MQO: 802 (6%), distributed among the analytes.

The overall results for VOC analyses met the MQO for precision, but individually, laboratory D, at 76%, did not meet the 85% MQO.

3.2.1.2. High-Explosive Compounds

Figure G-11 provides MS/MSD relative percent difference results for HE compounds. The MQO established for HE compounds requires that at least 85% of RPD results are acceptable or less than or equal to 25%.

- QC sample results from EPA Method 8330.
- 99.5% of RPD results are acceptable or less than or equal to 25%.
- Results outside MQO: 5, none for HMX or RDX.

The MQO for precision was met for HE compounds analyses.

3.2.1.3. Metals

Figure G-12 provides MS/MSD relative percent difference results for metals. The MQO established for metals requires that at least 85% of RPD results are acceptable or less than or equal to 10%.

- QC sample results from EPA Methods 200.7, 200.8, 218.6, 245.1, 6010, 6020, and 7470.
- 98% of RPD results are acceptable or less than or equal to 10%.
- Results outside MQO: 44, distributed among the analytes.

The MQO for precision was met for metals analyses.

3.2.1.4. Radionuclides

3.2.1.4.1. Tritium

Figure G-13 provides QC duplicate relative percent difference results for tritium. The MQO established for tritium requires that at least 85% of RPD results are acceptable or less than or equal to 20%.

- QC sample results from liquid scintillation spectrometry.
- 100% of RPD results are acceptable or less than or equal to 20%.
- Unacceptable results: none.

The MQO for precision was met for tritium analyses.

3.2.1.4.2. Uranium-238

Figure G-14 provides QC duplicate relative percent difference results for uranium-238. The MQO established for uranium-238 requires that at least 85% of RPD results are acceptable or less than or equal to 20%.

- QC sample results from alpha spectrometry.
- 88% of RPD results are acceptable or less than or equal to 20%.
- Results outside MQO: 5, 2 from laboratory B and 3 from laboratory E.

Overall, the RPD results for uranium-238 analyses met the MQO, but individually, laboratory E, at 67%, did not meet the 85% MQO.

3.2.1.5. Anions

3.2.1.5.1. Nitrate

Figure G-15 provides MS/MSD relative percent difference results for nitrate. The MQO established for nitrate requires that at least 85% of RPD results are acceptable or less than or equal to 5%.

- QC sample results from EPA Method 300.0.
- 98% of RPD results are acceptable or less than or equal to 5%.
- Results outside MQO: 8, 1 from laboratory C with an RPD of 7.1%; 2 from laboratory A, maximum RPD 6.4; 5 from laboratory D, maximum RPD 5.7,

The MQO for precision was met for nitrate analyses.

3.2.1.5.2. Perchlorate

Figure G-16 provides MS/MSD relative percent difference results for perchlorate. The MQO established for perchlorate requires that at least 85% of RPD results are acceptable or less than or equal to 10%.

- QC sample results from EPA Method 314.0.
- 99.4% of RPD results are acceptable or less than or equal to 10%.
- Results outside MQO: 1, 1 from laboratory A with an RPD of 14%.

The MQO for precision was met for perchlorate analyses.

3.2.2. Duplicate Pair Comparison Results for 2021 Soil Samples

3.2.2.1. Volatile Organic Compounds

Figure G-17 provides MS/MSD relative percent difference results for soil samples collected for VOC analysis at the Livermore Site as part of the direct-push sampling survey in the Livermore Site TFD Helipad and East Traffic Circle North areas and from other drilling operations. The MQO established for VOCs requires that at least 85% of RPD results are acceptable or less than or equal to 15%.

- QC sample results from EPA Method 8260.
- 94% of RPD results are acceptable or less than or equal to 15%.
- Results outside MQO: 28, with the exception of 1 chloroform result, all results for LLNL target analytes met the MQO.

The MQO for precision was met for soil sample VOC analyses.

3.2.3. Duplicate Pair Comparison Results for 2021 Air Samples

3.2.3.1. Volatile Organic Compounds

Figure G-18 provides LCS/LCSD relative percent difference results for indoor air samples collected for vapor intrusion monitoring at Livermore Site and Site 300, soil vapor samples collected as part of the direct-push sampling survey in the Livermore Site TFD Helipad and East Traffic Circle North areas, and routine soil vapor samples collected at Livermore Site and Site 300 for VOC analysis. The MQO established for VOCs requires that at least 85% of RPD results are acceptable or less than or equal to 15%.

- QC sample results from EPA Method TO-17 and EPA Method TO-15 for indoor air and soil vapor, respectively.
- 99.8% of RPD results are acceptable or less than or equal to 15%.
- Results outside MQO: 8, 1 TO-15 result from laboratory A with an RPD of 16%, and 7 TO-17 results from laboratory F with a maximum RPD of 26%. Results for all LLNL target analytes were within the MQO.

The MQO for precision was met for air sample VOC analyses.

4. Field QC Precision and Completeness

During preparation of quarterly sampling plans, locations are selected for collection of collocated field QC duplicate samples following the procedure provided in SOP 4.9, *Collection of Field QC Samples*. The MQO (Appendix G Table 1) requires that 10% of all samples collected will have a collocated field duplicate with half of the duplicates (5% of the total samples) sent for inter-laboratory comparisons and the other half sent for intra-laboratory comparisons. The RPD or comparison (see Section 3.2 for RPD formula, guidelines for duplicate pair comparisons, and default values for plots) between the analytical results for the field QC sample pairs provides an indication of the precision of the entire sampling and analysis process, and inter-laboratory results provide an indication of the comparability of analytical results between laboratories. Because the entire sampling and analysis process is evaluated, the RPD limits (Appendix G Table 1) for field QC sample results comparisons are larger than those for analytical QC sample results.

Field QC sample pair comparisons for VOCs, HE compounds, metals, radionuclides (tritium and uranium-238), and anions (nitrate and perchlorate), the five analytical groups with QAPP-established MQOs, are discussed below for aqueous, soil, and air samples. Note that the analytical laboratories are not identified by name in the charts or summaries presented in this document. Data sources are identified by letter only in the charts and text.

4.1. Field QC Duplicate Pair Comparison Results for 2021 Aqueous Samples

4.1.1. Volatile Organic Compounds

Figure G-19 provides inter-laboratory and intra-laboratory duplicate pair comparison results for VOCs. The MQO established for VOCs requires that at least 85% of RPD results are acceptable or less than or equal to 25%.

- The duplicate pairs were analyzed using EPA Methods 524.2, 624.1, 602 or 8260 with concentrations ranging from less than 0.2 ug/L to 3,480 ug/L.
- 97% of the duplicate pair comparisons were acceptable or had RPDs of less than or equal to 25%
- Results outside MQO: 276, with 265 (96%) inter-laboratory comparisons, most involving 2-chloroethylvinylether results with different reporting limits from each laboratory. The maximum RPD was 177, the result of an intra-laboratory comparison of tetrachloroethene results of 50 ug/L and 3.1 ug/L.
- 9% of samples were collected in duplicate with 6% analyzed for inter-laboratory comparison and 3% analyzed for intra-laboratory comparison.

For VOC analyses, the MQOs for acceptable results and inter-laboratory comparisons were met. With 9% duplicate samples and 3% intra-laboratory comparisons, the respective MQOs of 10% and 5% were not met. Future sampling plans will require adjustments to meet the MQOs.

4.1.2. High-Explosive Compounds

Figure G-20 provides inter-laboratory and intra-laboratory duplicate pair comparison results for high explosive compounds. The MQO established for high explosive compounds requires that at least 85% of RPD results are acceptable or less than or equal to 35%.

- The duplicate pairs were analyzed using EPA Method 8330 with concentrations ranging from less than 1 ug/L to 22 ug/L.
- 100% of the duplicate pair comparisons were acceptable or had RPDs of less than or equal to 35%.
- Results outside MQO: none.
- 13% of samples were collected in duplicate with 8% analyzed for inter-laboratory comparison and 5% analyzed for intra-laboratory comparison.

For high explosive compound analyses, the MQOs for precision and duplicate sample collection have been met.

4.1.3. Metals

Figure G-21 provides inter-laboratory and intra-laboratory duplicate pair comparison results for metals. The MQO established for metals requires that at least 85% of RPD results are acceptable or less than or equal to 20%.

- The duplicate pairs were analyzed using EPA Methods 200.7, 200.8, 218.6, and 245.1 with concentrations ranging from less than 0.0001 mg/L to 790 mg/L.
- 88% of the duplicate pair comparisons were acceptable or had RPDs of less than or equal to 20%.
- Results outside MQO: 73, the maximum calculated RPD of 38 was for an intra-laboratory barium comparison; there were 61 inter-laboratory cases with both results less than the reporting limit, but due to reporting limit differences useful comparisons were not possible.
- 9.4% of samples were collected in duplicate with 4.5% analyzed for inter-laboratory comparison and 4.9% analyzed for intra-laboratory comparison.

For metals analyses, the MQO for precision was met. With 9.4% duplicate samples, 4.5% inter-laboratory comparisons, and 4.9% intra-laboratory comparisons, the respective MQOs of 10%, 5%, and 5% were nearly met. Adjustment of future sampling plans will ensure these MQOs are met .

4.1.4. Radionuclides

Inter-laboratory and intra-laboratory duplicate pair comparison results for tritium and uranium-238 are discussed below.

4.1.4.1. Tritium

Figure G-22 provides inter-laboratory and intra-laboratory duplicate pair comparison results for tritium. The MQO established for tritium requires that at least 85% of RPD results are acceptable or less than or equal to 30%.

- The duplicate pairs were analyzed using liquid scintillation spectrometry with activities ranging from less than 100 pCi/L to 27,600 pCi/L.
- 99% of the duplicate pair comparisons were acceptable or had RPDs of less than or equal to 30%.
- Results outside MQO: 1 inter-laboratory tritium result with an RPD of 40.72, the result of a comparison of 7,390 pCi/L and 4,890 pCi/L.
- 12% of samples were collected in duplicate with 9% analyzed for inter-laboratory comparison and 3% analyzed for intra-laboratory comparison.

For tritium analyses, the MQOs for precision and duplicate sample collection have been met. Future sampling plans will need adjustment to meet the 5% intra-laboratory MQO.

4.1.4.2. Uranium-238

Figure G-23 provides inter-laboratory and intra-laboratory duplicate pair comparison results for uranium-238. The MQO established for uranium-238 requires that at least 85% of RPD results are acceptable or less than or equal to 30%.

- The duplicate pairs were analyzed using alpha spectrometry or ICP-MS with activities ranging from less than 0.1 pCi/L to 19.2 pCi/L.
- 94% of the duplicate pair comparisons were acceptable or had RPDs of less than or equal to 30%.
- Results outside MQO: 2, both intra-laboratory comparisons, one for laboratory B and one for laboratory G.
- 9% of samples were collected in duplicate with 3% analyzed for inter-laboratory comparison and 6% analyzed for intra-laboratory comparison. The percentage of inter-laboratory results are less than 5% because only intra-laboratory comparisons by laboratory G are possible for ICP-MS analyses.

For uranium-238 analyses, the MQO for precision was met. The overall MQO for percentage of duplicate samples collected, at 8.8%, did not quite meet the 10% MQO. Future sampling plans will be adjusted to meet the MQO. Meeting the MQO for inter-laboratory comparisons is unlikely due to the sole source for ICP-MS analyses.

4.1.5. Anions

Inter-laboratory and intra-laboratory duplicate pair comparison results for nitrate and perchlorate are discussed below.

4.1.5.1. Nitrate

Figure G-24 provides inter-laboratory and intra-laboratory duplicate pair comparison results for nitrate. The MQO established for nitrate require that at least 85% of RPD results are acceptable or less than or equal to 15%,

- The duplicate pairs were analyzed using EPA Method 300.0 with concentrations ranging from less than 0.44 mg/L to 710 mg/L.
- 98% of the duplicate pair comparisons were acceptable or had RPDs of less than or equal to 15%.

- Results outside MQO: 2, 1 inter-laboratory comparison between laboratories C and D with an RPD of 116, and one intra-laboratory comparison from laboratory A with an RPD of 82.
- 14% of samples were collected in duplicate with 9% analyzed for inter-laboratory comparison and 5% analyzed for intra-laboratory comparison.

For nitrate analyses, the MQOs for precision and duplicate sample collection have been met.

4.1.5.2. Perchlorate

Figure G-25 provides inter-laboratory and intra-laboratory duplicate pair comparison results for perchlorate. The MQO established for perchlorate requires that at least 85% of RPD results are acceptable or less than or equal to 20%.

- The duplicate pairs were analyzed using EPA Method 314.0 with concentrations ranging from less than 2 ug/L to 40 ug/L.
- 98% of the duplicate pair comparisons were acceptable or had RPDs of less than or equal to 20%.
- Results outside MQO: 2, both inter-laboratory comparisons.
- 12% of samples were collected in duplicate with 8% analyzed for inter-laboratory comparison and 4% analyzed for intra-laboratory comparison.

For perchlorate analyses, the MQOs for precision and duplicate sample collection have been met. Future sampling plans will be adjusted to meet the 5% MQO for intra-laboratory comparisons.

4.2. Field QC Duplicate Pair Comparison Results for 2021 Soil Samples

4.2.1. Volatile Organic Compounds

Figure G-26 provides intra-laboratory duplicate pair comparison results for VOC analysis of soil samples collected as part of the direct-push sampling survey in the Livermore Site TFD Helipad and East Traffic Circle North areas, and from other Livermore Site drilling activities. The MQO established for VOCs requires that at least 85% of RPD results are acceptable or less than or equal to 25%.

- The duplicate pairs were analyzed using EPA Method 8260 with concentrations ranging from less than 0.0034 mg/kg to 0.15 mg/kg.
- 99.7% of the duplicate pair comparisons were acceptable or had RPDs of less than or equal to 25%
- Results outside MQO: 1 intra-laboratory comparison of trichloroethene results with an RPD of 25.35. Only 5 intra-laboratory comparisons (approximately 2% of the total results) were between analyte concentrations (all trichloroethene) that exceeded the reporting limit. The duplicate pair comparisons were made between samples collected from slightly different depth intervals. For example, the duplicate pair from a depth of 140 ft consisted of a one sample collected from 140 ft and the other from 139.9 ft. RPD results that exceed the MQO may indicate more about subsurface heterogeneity than precision of the sample collection and analysis process.
- 7% of samples were collected in duplicate. For simplified logistics, the duplicate sample pairs were submitted for intra-laboratory comparison only.

For soil sample VOC analyses, the MQO for precision has been met. The percentage of duplicate samples collected, at 7%, did not meet the 10% MQO. Future sampling plans need to include more duplicate samples to meet the MQO.

4.3. Field QC Duplicate Pair Comparison Results for 2021 Air Samples

4.3.1. Volatile Organic Compounds

Figure G-27 provides intra-laboratory duplicate pair comparison results for indoor air samples collected for vapor intrusion monitoring at Livermore Site and Site 300, soil vapor samples collected as part of the direct-push sampling survey in the Livermore Site TFD Helipad and East Traffic Circle North areas, and routine soil vapor samples collected at Livermore Site and Site 300 for VOC analysis. The MQO established for VOCs requires that at least 85% of RPD results are acceptable or less than or equal to 25%.

- The duplicate pairs for indoor air vapor intrusion monitoring samples were analyzed using EPA Method TO-17 and the direct-push sampling survey soil vapor samples and routine soil vapor samples were analyzed using EPA Method TO-15. Concentrations for the indoor air samples ranged from less than 0.000024 parts per million by volume (ppm_v) to 0.00081 ppm_v. Concentrations for the soil vapor samples ranged from less than 0.005 ppm_v to 1.4 ppm_v.
- 99.5% of the duplicate pair comparisons (99.8% EPA Method TO-17, 99% EPA Method TO-15) were acceptable or had RPDs of less than or equal to 25%.
- Results outside MQO: 5, 1 unacceptable carbon tetrachloride result for indoor air vapor intrusion monitoring samples with an RPD of 30; 4 unacceptable results (2 for trichloroethene, 1 each for toluene and m- & p-xylenes) for soil vapor samples with a maximum RPD of 126.
- 13% of the indoor air vapor intrusion monitoring samples were collected in duplicate. Only intra-laboratory comparisons were possible because only one of LLNL's contact laboratories performs the required TO-17 analysis. 10% of the direct-push sampling survey soil vapor samples were collected in duplicate. For simplified logistics, the duplicate sample pairs were submitted only for intra-laboratory comparison. Only 1% of the routine soil vapor samples were collected in duplicate.

For indoor air vapor intrusion monitoring and the Livermore Site direct-push sampling survey, the MQOs for precision and duplicate sample collection have been met. Future sampling plans will require more duplicate samples for routine soil vapor sampling to meet the 10% MQO.

5. Representativeness

Representativeness, a qualitative parameter, means that the concentrations measured in the collected samples represent true site conditions and the actual concentrations of contaminants in groundwater, soil, or air. Lack of detections in trip blanks, field blanks, and equipment blanks are an indication that sample collection, handling, and equipment decontamination procedures did not introduce additional contaminants into the samples. Use of sampling techniques and methods appropriate to the well completion and hydrogeologic conditions, selected for each sampling location by staff hydrogeologists, also ensures representativeness of sample results. At the analytical laboratory, lack of detections in method blanks indicates contaminants are not added during sample preparation and analysis.

The lack of any significant detections in blank samples associated with water, soil, and air samples collected at Livermore Site and Site 300 during 2021 indicate that the analytical data are representative of site conditions.

6. Comparability

Comparability, a qualitative parameter, is achieved in the field by consistently following SOPs for sample collection, preservation, and handling. In the laboratory, comparability is achieved by consistently following the method-specified procedures for sample preparation and analysis. Certification to perform EPA-approved analytical methods, participation in performance testing programs, and regular assessments by Department of Energy Consolidated Audit Program–Accreditation Program (DOECAP-AP) and California Environmental Laboratory Accreditation Program (CA-ELAP) ensure the comparability of results obtained from different laboratories. RPD results from collocated field duplicate samples sent to different laboratories for inter-laboratory comparisons also serve as an indicator of data comparability. During 2021, the aforementioned requirements were satisfied and the MQO has been met.

7. Completeness

Completeness, a quantitative parameter calculated annually and expressed as a percentage of the quantity of samples that were collected and analyzed versus the quantity of samples that were planned to be collected, is determined by the following equation:

$$Completeness = \left(\frac{Number\ of\ samples\ collected\ and\ analyzed}{Number\ of\ samples\ planned}\right) \times\ 100$$

Samples that cannot be collected from locations that are dry or contain insufficient water for sample collection, or are inaccessible due to unsafe road/trail conditions, threat to wildlife, or institutional controls are not included in the completeness calculation.

During 2021, Environmental Restoration Department (ERD) field activities were conducted following LLNL's COVID-19 safety measures. However, ERD oexperienced several confirmed or suspected cases of COVID-19 that occasionally reduced the number of field personnel available to collect samples. Despite limited field personnel, completeness at both Livermore Site and Site 300 exceeded the 85% MQO.

Site 300

Overall completeness for Site 300 during 2021 was 94%. Approximately 3% (243) of planned samples were not collected because of limited personnel due to COVID-19. Taking the COVID-related limitations into account, completeness was 97% for Site 300. The 3% of samples not collected were from locations where equipment was inoperable or malfunctioning.

Livermore Site

Overall completeness for the Livermore Site during 2021 was 98%. Approximately 1% (36) of planned samples were not collected because of limited personnel due to COVID-19. Taking the COVID-related limitations into account, completeness was 99% for Site 300. The 1% of samples not collected were from locations where equipment was inoperable or malfunctioning.

8. Sensitivity

To be useful, data reporting limits must be lower than the MCLs or other established clean-up goals, particularly for the target analytes. The requested analyses used by LLNL have been established specifically to have reporting limits that are less than the MCLs or clean-up goals. Exceptions can occur when elevated concentrations of target and/or non-target analytes require sample dilution in order to stay within the method calibration range or prevent equipment damage. In these cases, the LLNL contract requires that multiple dilutions are performed to keep the higher concentration analytes within the method calibration range and achieve the lowest reporting limits possible for the other analytes.

During 2021, the analytical laboratories met the agreed upon bid package reporting limits and, when necessary, performed multiple dilutions to keep the higher concentration analytes within the method calibration range and achieve the lowest reporting limits possible for the other analytes. The use of different dilution factors by the laboratories resulting in different reporting limits that prevent useful comparisons of lower concentration results did occur occasionally. However, for the most part, the affected analytes do not have detection histories at LLNL and are not target analytes for the Livermore Site or Site 300 environmental restoration projects. Overall, the 2021 analytical data meet the requirement for sensitivity.

9. Analytical Laboratory Certifications, Performance Testing, and DOECAP Assessments

LLNL requires the analytical laboratories under contract to maintain CA-ELAP certification for all fields of testing applicable to LLNL samples and participation in nationally recognized performance testing programs. Participation in the DOECAP-AP, while not required, is desirable.

9.1. Analytical Laboratory Certifications

During 2021, all laboratories maintained CA-ELAP certification for the fields of testing applicable to LLNL samples. DOECAP-AP accreditation, for those labs participating in the program, was also maintained.

9.2. Analytical Laboratory Performance Testing

During 2021, labs participated in Performance Testing (PT) programs administered by Phenova, ERA, NSI Lab, Absolute Standards, Inc., Mixed Analyte Performance Evaluation Program (MAPEP), and LGC Standards. Unacceptable results for quantification of radium-226 in water were received by one laboratory from the MAPEP Radiological Water program during fourth quarter 2021. Follow-up testing is pending. Results from all other laboratories for methods and analytes of interest to LLNL were acceptable.

9.3. DOECAP Assessments

Due to ongoing pandemic-related travel limits, DOECAP authorized remote audit and assessment processes through January 2022. Effective October 28, 2021, all assessments were conducted to DoD/DOE QSM 5.4. Four of the analytical laboratories under contract to LLNL were assessed in March, August, October, and November:

March 29–April 2, 2021: The American Association for Laboratory Accreditation (A2LA), an approved accrediting body (AB) for the DOECAP-AP, conducted a remote renewal assessment of GEL Laboratories, LLC, Charleston, South Carolina. The assessment team noted 13 deficiencies. Upon receipt of acceptable corrective actions, the AB found GEL in compliance with the DoD/DOE QSM 5.3 and ISO/IEC 17025:2017 standards for their accredited scope, and DOECAP accreditation was maintained.

August 9–13, 2021: A2LA conducted an onsite renewal assessment of Eurofins Test America Denver, Arvada, Colorado. The assessment team noted 24 deficiencies. Upon receipt of acceptable corrective actions, the AB found Eurofins Test America Denver in compliance with the DoD/DOE QSM 5.3 and ISO/IEC 17025:2017 standards for their accredited scope, and DOECAP accreditation was maintained.

October 13–15, 2021: Perry Johnson Laboratory Accreditation, Inc. (PJLA), an approved AB for the DOECAP-AP, conducted a remote assessment of ALS Laboratory Group–Fort Collins, CO. Three nonconformities related to record-keeping were reported, none of which were repeats. The AB found ALS in compliance with the DoD/DOE QSM 5.3 and ISO/IEC 17025:2017 standards for their accredited scope, and upon receipt of acceptable corrective actions, maintained their DOECAP accreditation.

November 15–22, 2021: PJLA conducted an onsite assessment of BC Laboratories, Inc.–Bakersfield, CA (now known as Pace Analytical Bakersfield following their purchase by Pace in September 2021). There were 4 minor nonconformities related to requirements in recently released DoD/DOE QSM 5.4. DOECAP accreditation will be maintained upon receipt of acceptable corrective actions.

10. Internal Assessments and Inspections

DOE/LLNL conducts self-assessments, both formal and informal, to evaluate work activities to procedural, QA, management, and ISMS practices. External regulatory agencies and management also perform frequent assessments, verifications, and inspections of DOE/LLNL work activities. Due to COVID-19 restrictions, only four assessments were conducted for the Livermore Site CERCLA program during 2021, including a Storm Water Pollution Prevention Program (SWPPP) inspection, a Five-Year Review inspection, an annual institutional controls inspection, and one work observation of groundwater sampling. Sixteen assessments were conducted for the Site 300 CERCLA program during 2021, including a SWPPP inspection, two inspections of the Building 850 Corrective Action Management Unit (CAMU), seven inspections of the Pit 7 Drainage Diversion System (DDS), four inspections of the Building 829 monitor wells, an annual institutional controls inspection, and a Five-Year OU 2, 3, and 8 Review inspection. Issues and deficiencies observed during assessments are tracked from inception to resolution using the institutional issues tracking system. There were no deficiencies associated with the assessments performed for either the Livermore Site or Site 300 environmental restoration projects during this reporting period.

11. Summary and Conclusion

Overall, the 2021 analytical data met the MQOs established in the QAPP. Table 2 summarizes the 2021 results for analytical and field QC precision, accuracy, representativeness, comparability, completeness, and sensitivity assessed to the MQOs.

- There were only minor issues with analytical data that required rejection of the results during 2021. Data was lost for only one of the three samples with rejected VOC results, duplicate results were available and resampling was possible for the other two samples (Section 2).
- For accuracy, the overall results for each analytical group or specific analyte met the MQOs. Individually, all laboratories met the MQOs for VOCs, HE compounds, tritium, uranium-238, nitrate, and perchlorate. Individually, one of the three laboratories performing metals analyses did not reach the 85% MQO (Section 3.1).
- The MQOs for analytical precision were met by the overall results for each analytical group or specific analyte. Individually, all laboratories met the MQOs for HE compounds, metals, tritium, nitrate, and perchlorate. One of three laboratories performing VOC analyses (aqueous samples) and one of two laboratories performing alpha spectrometry analyses for uranium-238 did not reach the 85% MQO (Section 3.2).
- Field QC samples met their MQOs for precision, indicating good precision for the entire sample collection and analysis process (Section 4).
- The 10% MQO for duplicate sample collection was mostly met. Some improvement is needed, particularly for soil and soil vapor samples, and where possible, a more even distribution of samples for inter-laboratory and intra-laboratory comparisons (Section 4).
- There were no issues that would affect the representativeness, comparability, or sensitivity of the analytical data (Sections 5, 6, and 8).
- Completeness for Livermore Site and Site 300 was 98% and 94%, respectively, exceeding the 85% MQO. This was achieved despite a reduced number of sampling personnel due to confirmed or suspected cases of COVID-19 (Section 7).
- During 2021, the analytical laboratories fulfilled their contract requirements by maintaining their certifications, participating in PT programs with acceptable results for the analytical methods applicable to Livermore Site and Site 300 samples, and four laboratories retained their DOECAP accreditation after successful DOECAP assessments (Section 9).
- Due to COVID-19 travel and work restrictions, only self-assessments of internal operations and facilities were conducted during 2021. There were no deficiencies noted for the work observations and inspections conducted (Section 10).

In conclusion, the analytical data obtained from analysis of environmental samples collected by the Livermore Site and Site 300 environmental restoration projects during 2021 have met their MQOs and are of quality sufficient for their intended purposes.

References

LLNL (2020), *Quality Assurance Project Plan, Lawrence Livermore National Laboratory Livermore Site and Site 300 Environmental Restoration Projects*, Lawrence Livermore National Laboratory, Livermore, CA (UCRL-AR-103160-REV-4).

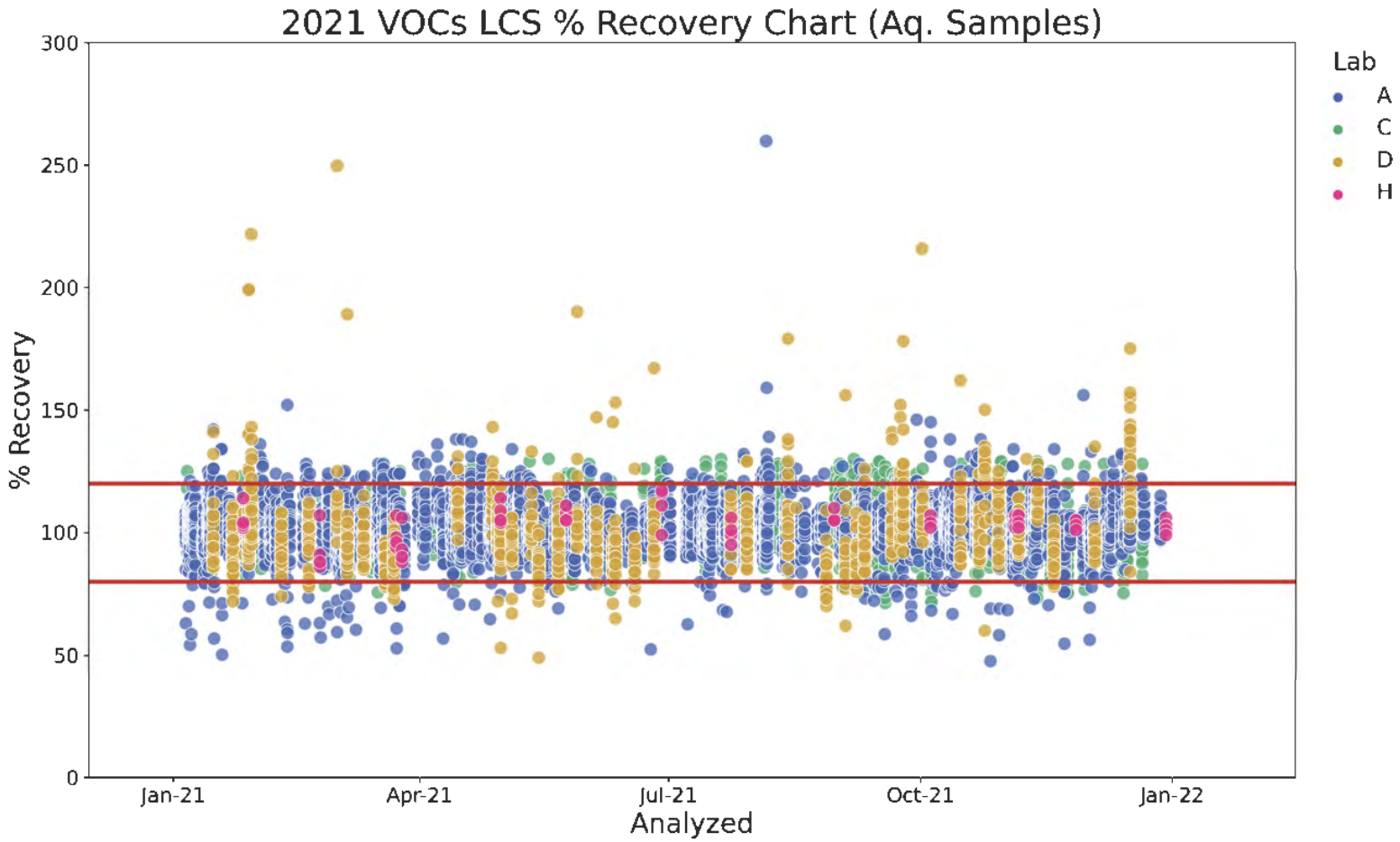

Figure G-1. Volatile Organic Compounds Aqueous Analysis - LCS Percent Recovery Chart

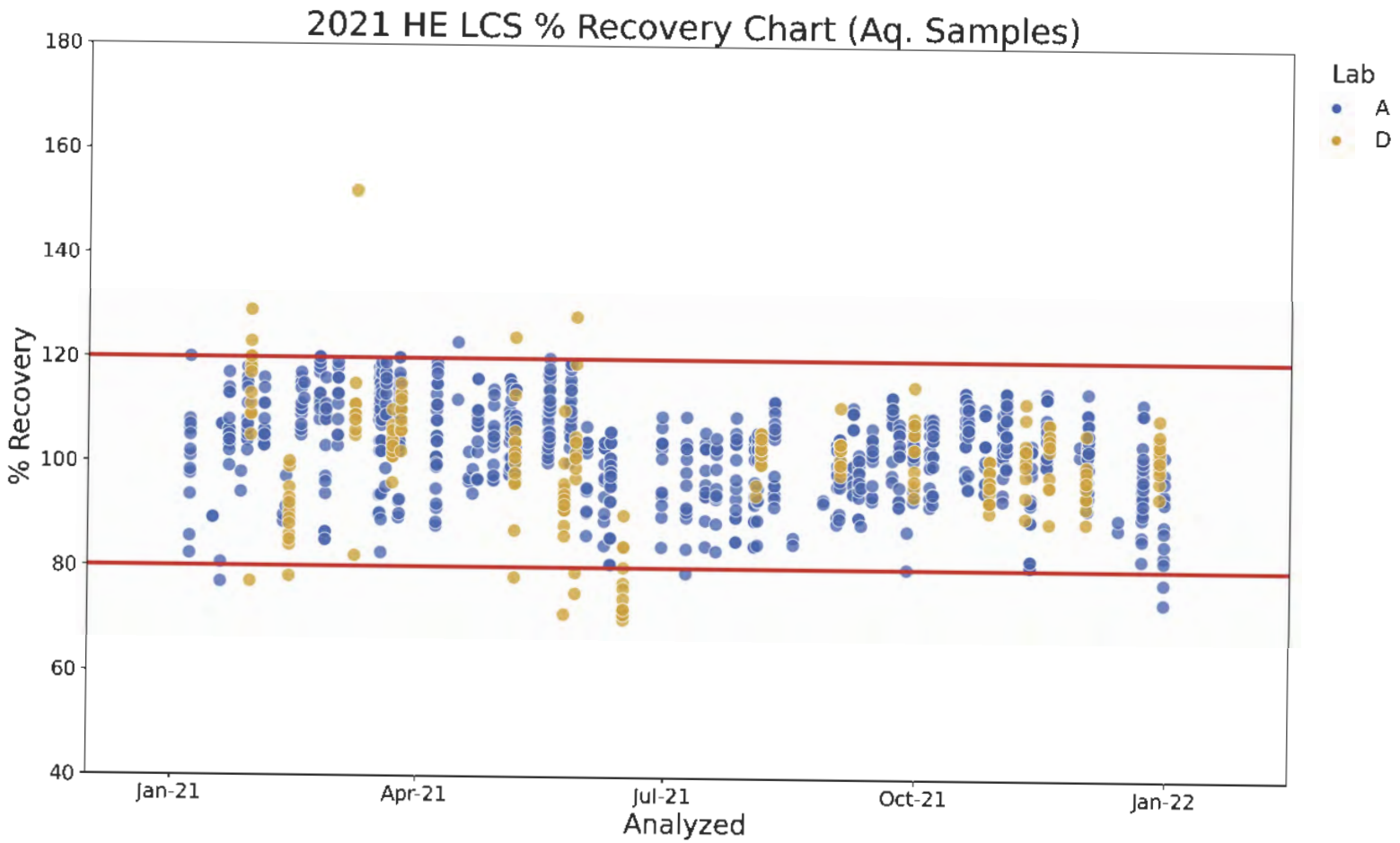

Figure G-2. High-Explosive Compounds Aqueous Analysis - LCS Percent Recovery Chart

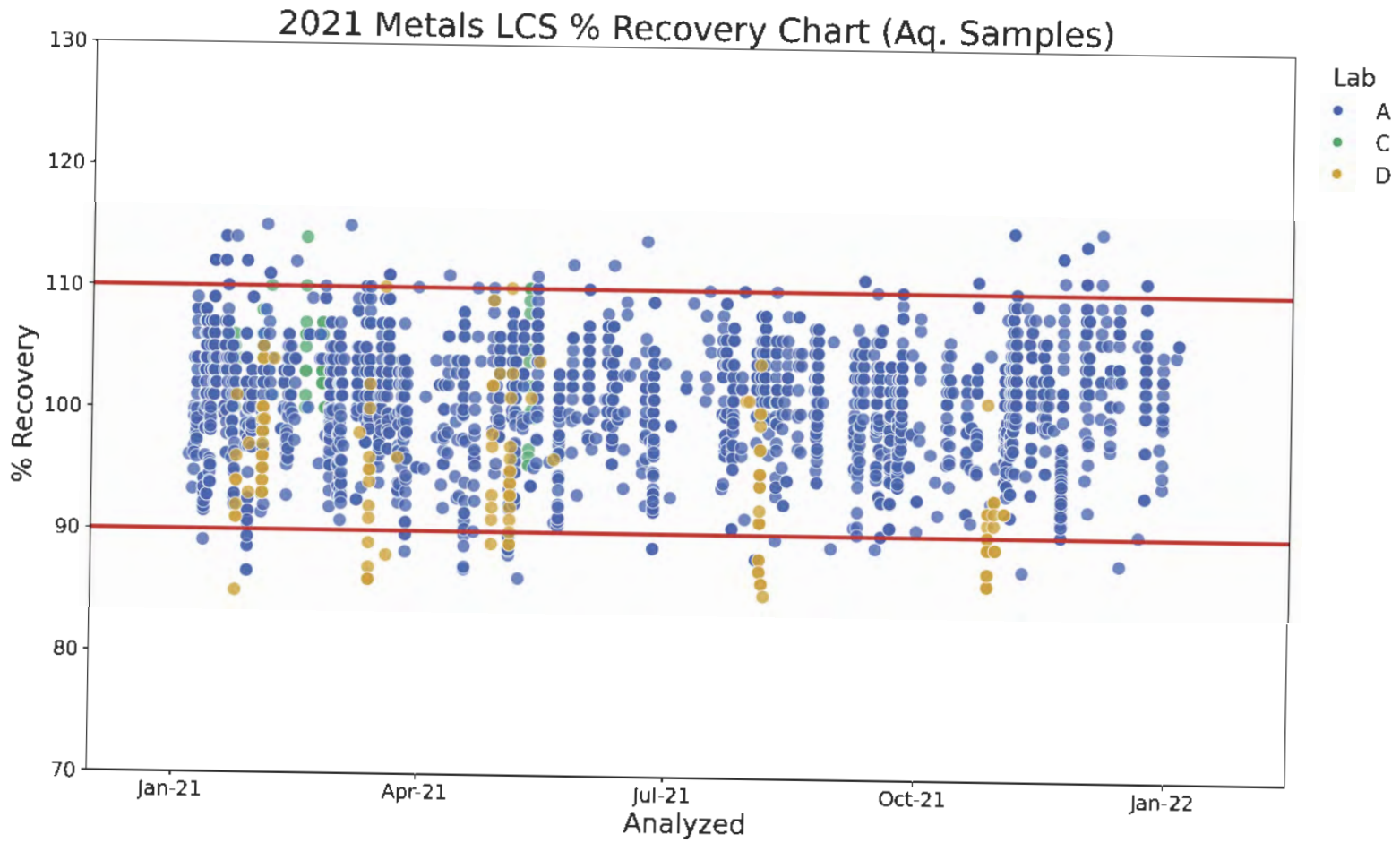

Figure G-3. Metals Aqueous Analysis - LCS Percent Recovery Chart

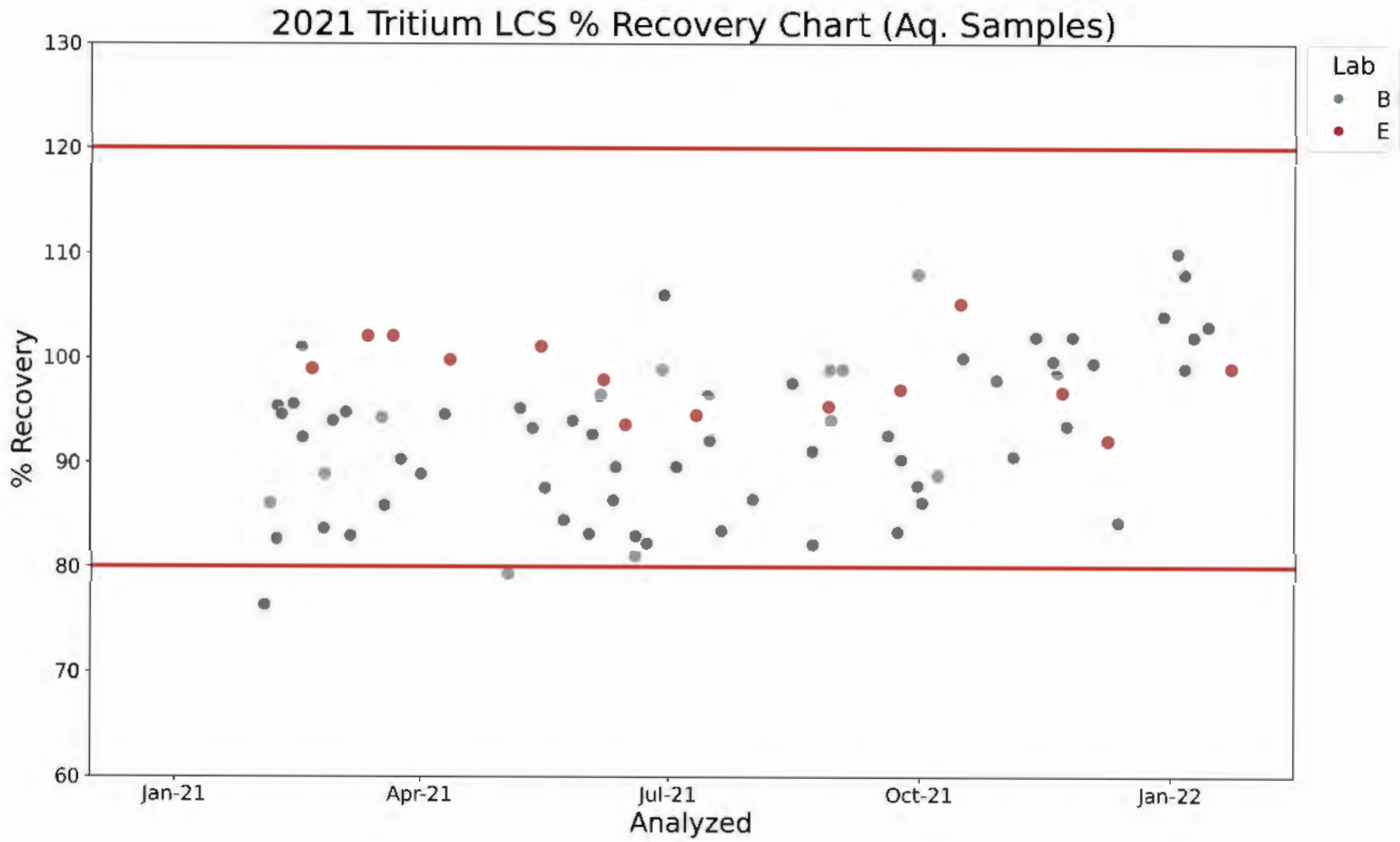

Figure G-4. Tritium Aqueous Analysis - LCS Percent Recovery Chart

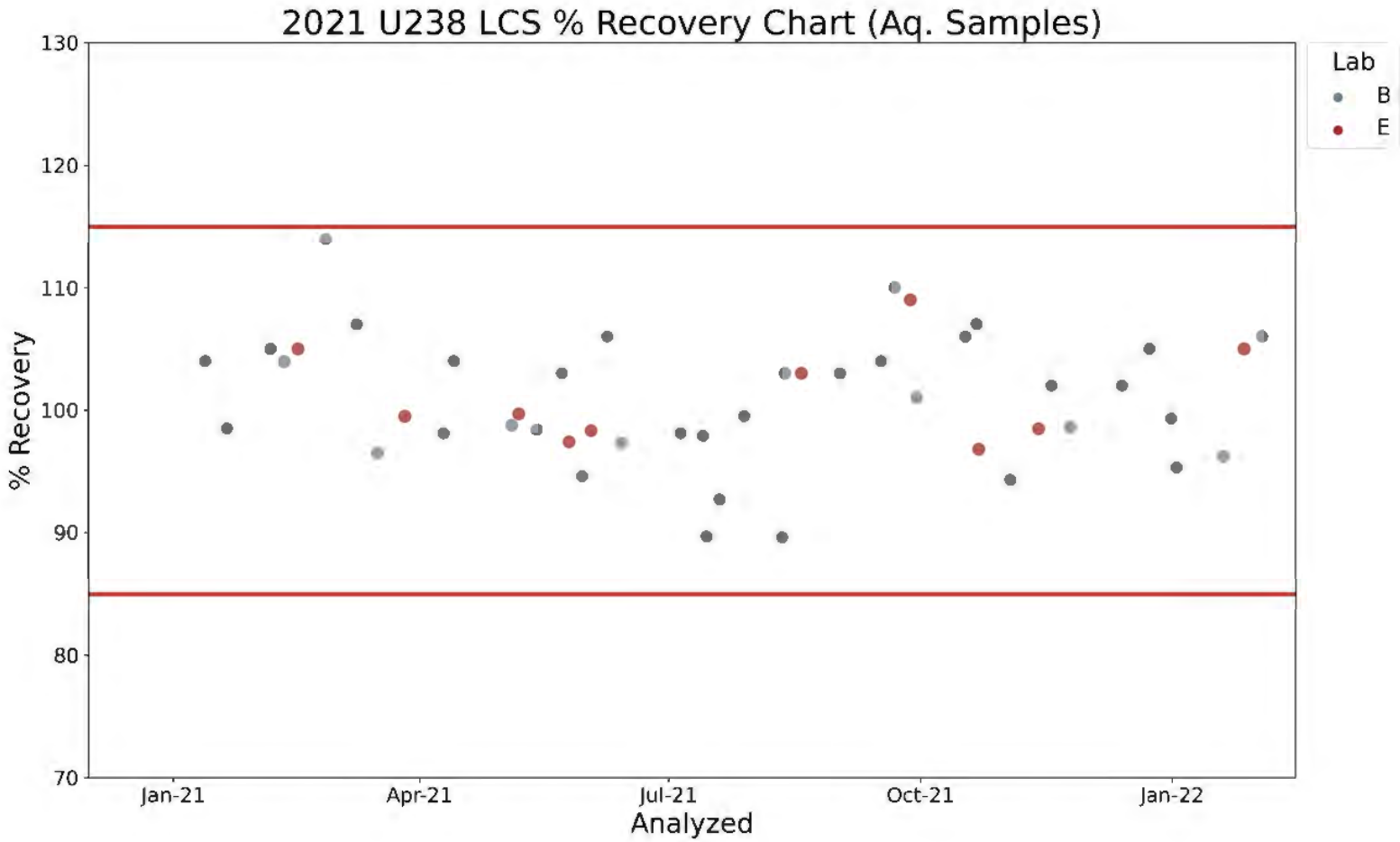

Figure G-5. Uranium-238 Aqueous Analysis - LCS Percent Recovery Chart

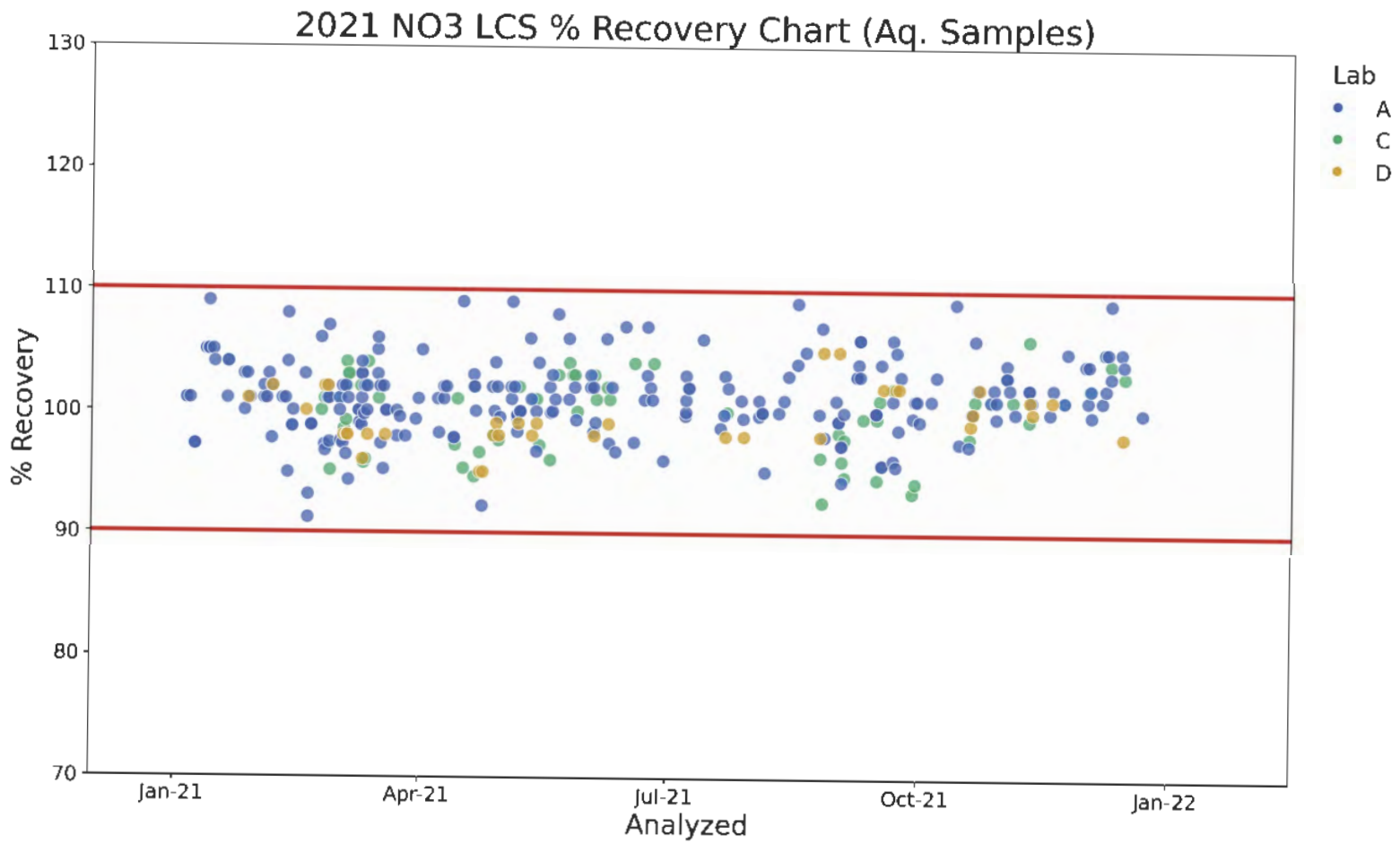

Figure G-6. Nitrate Aqueous Analysis - LCS Percent Recovery Chart

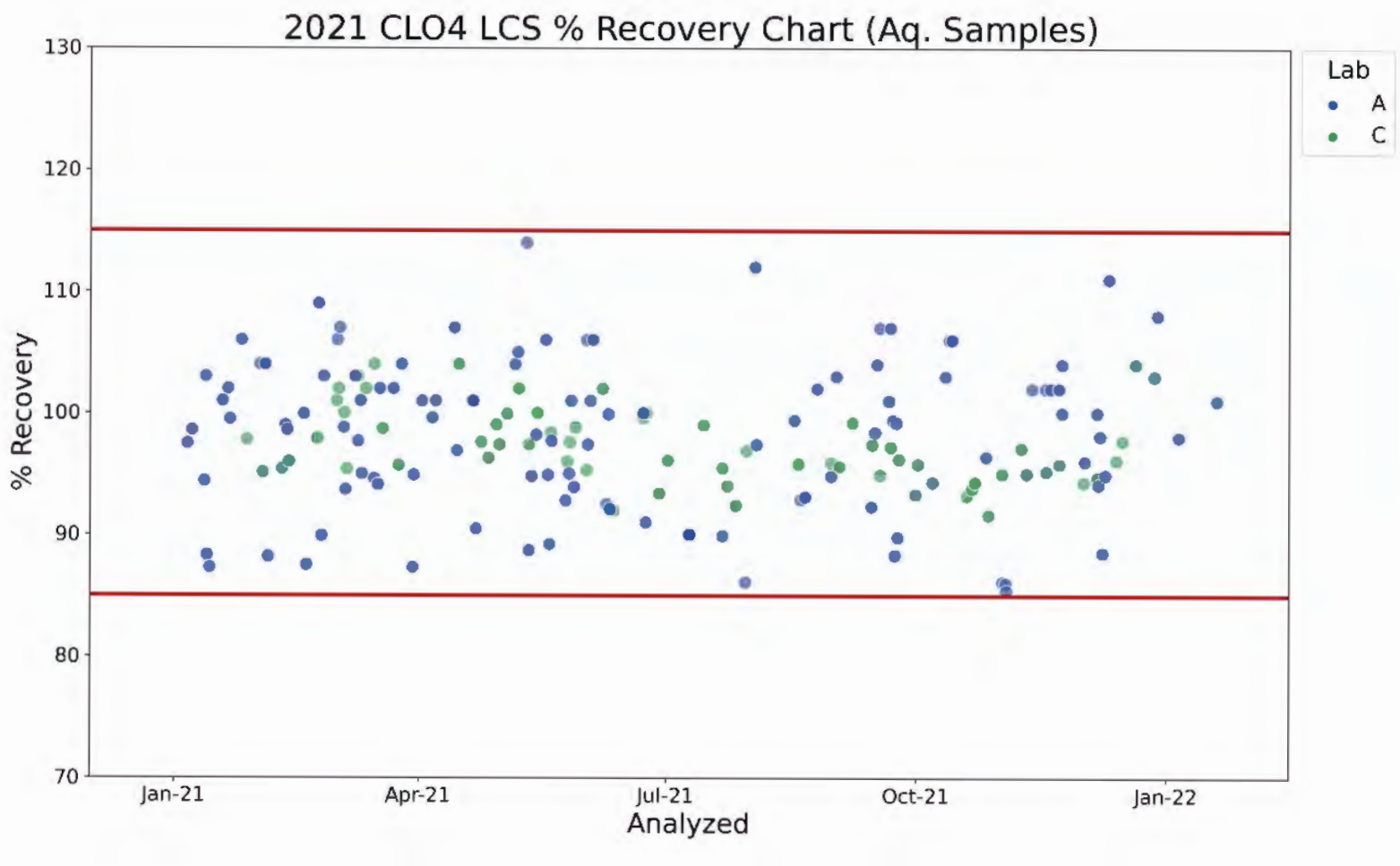

Figure G-7. Perchlorate Aqueous Analysis - LCS Percent Recovery Chart

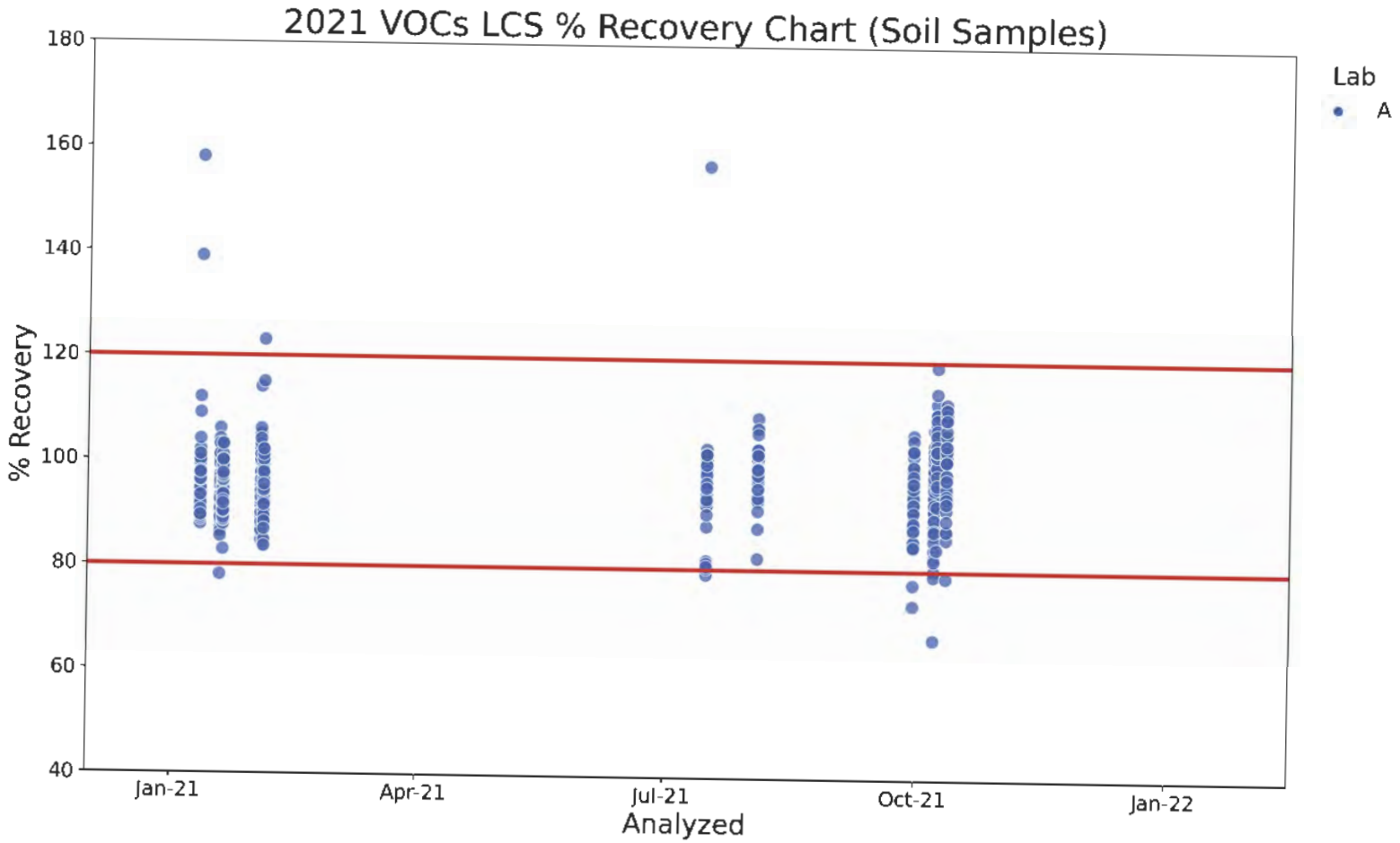

Figure G-8. Volatile Organic Compounds Soil Analysis - LCS Percent Recovery Chart

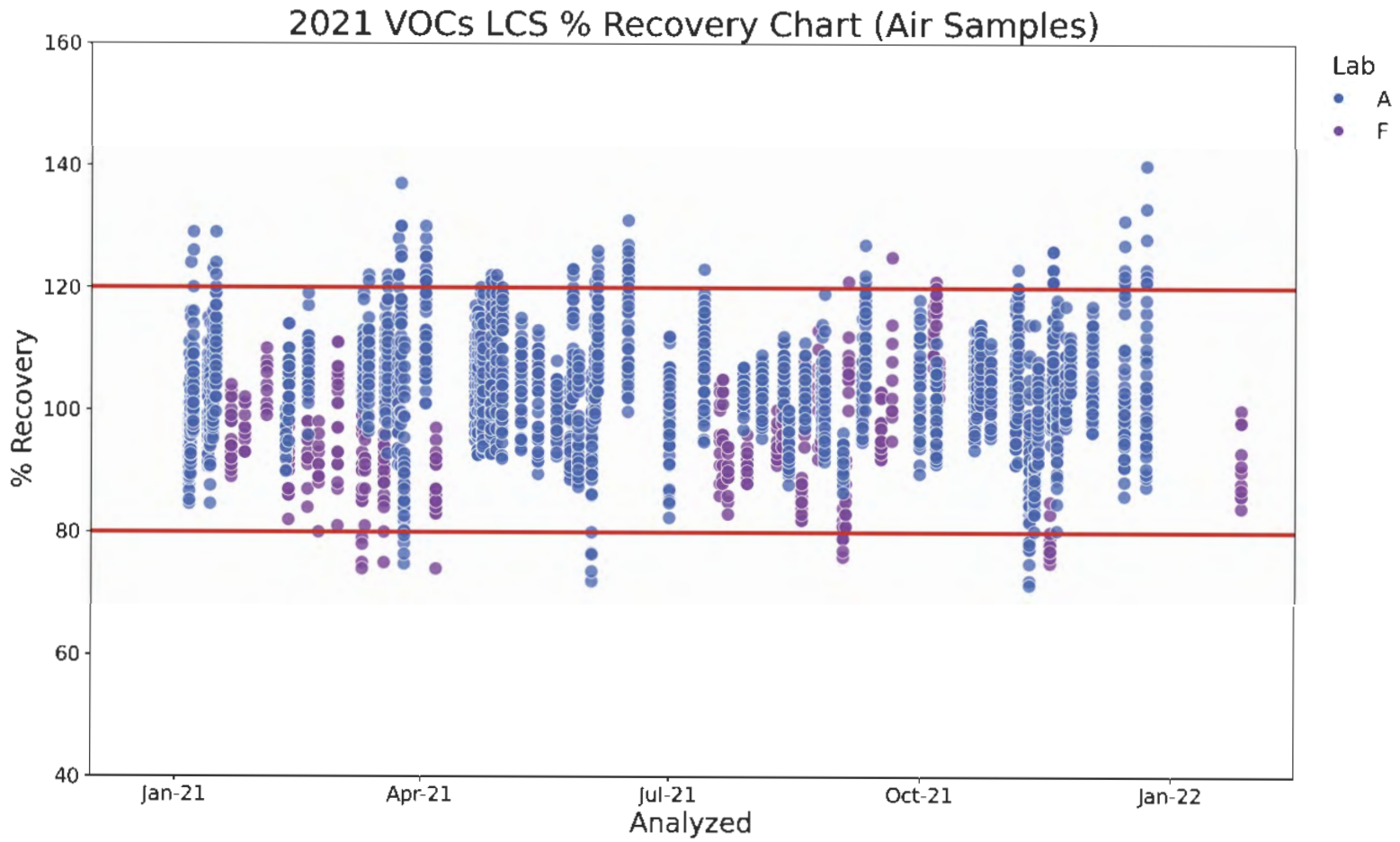

Figure G-9. Volatile Organic Compounds Air Analysis - LCS Percent Recovery Chart

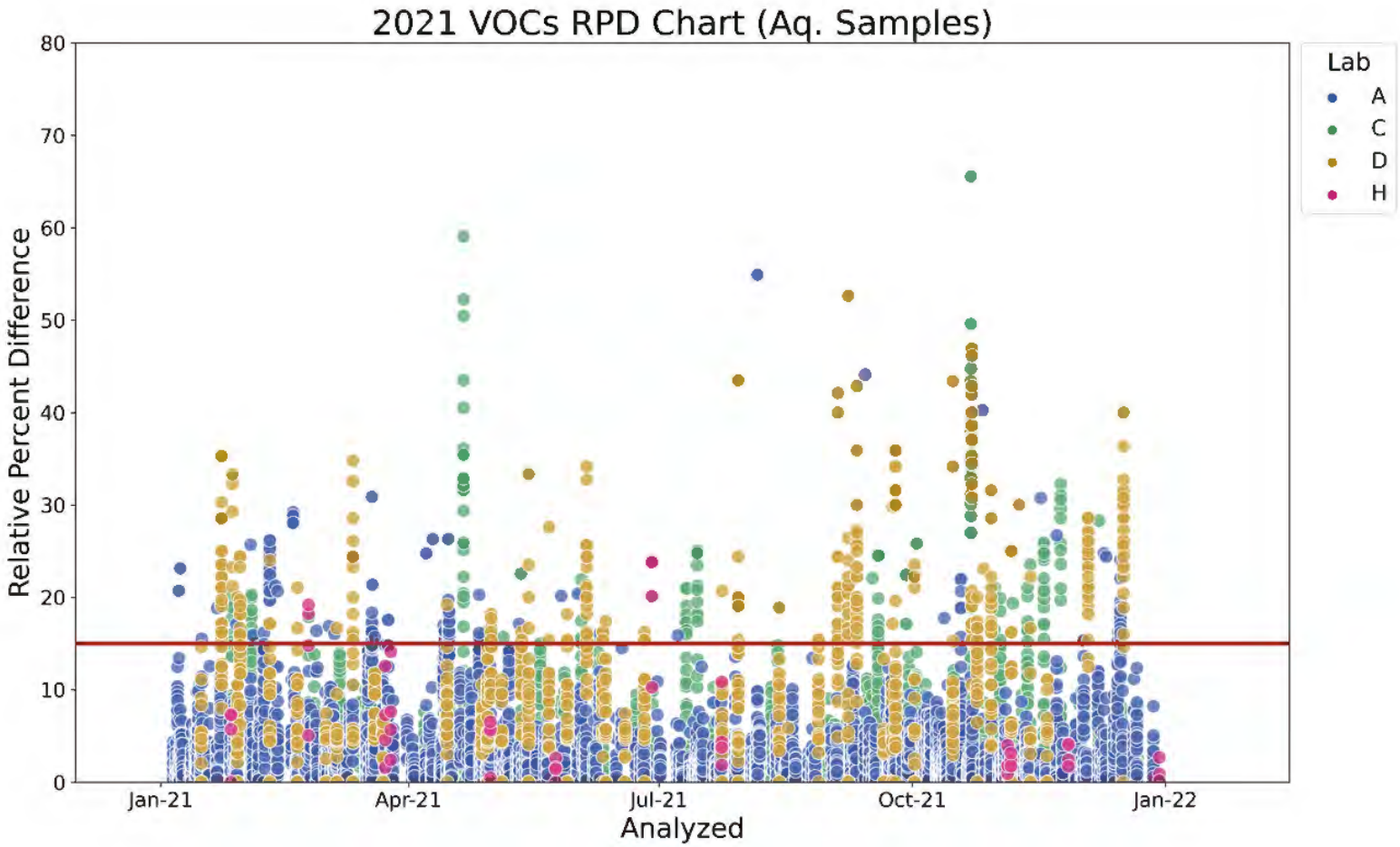

Figure G-10. Volatile Organic Compounds Aqueous Analysis - MS/MSD Relative Percent Difference Chart

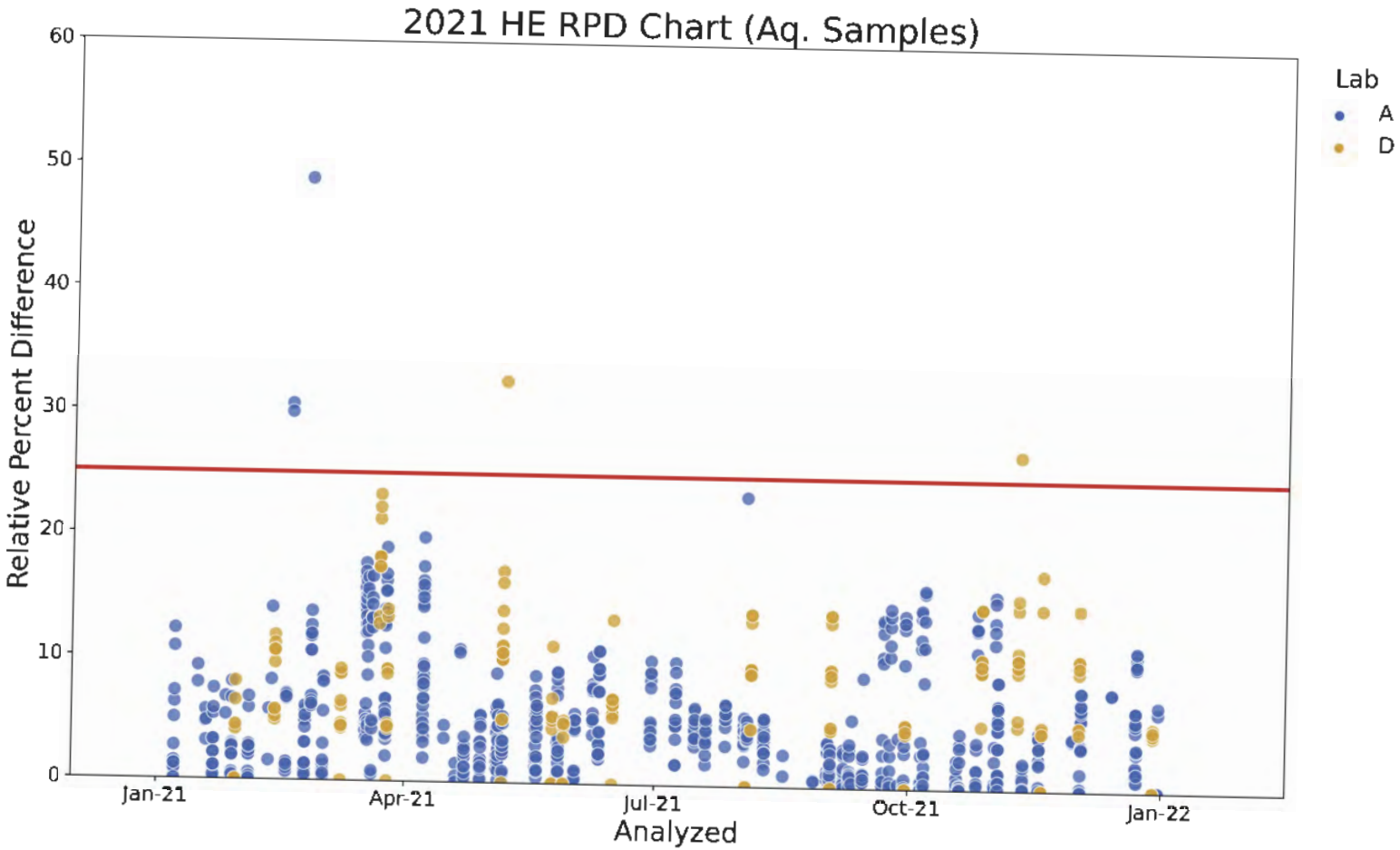

Figure G-11. High-Explosives Aqueous Analysis - MS/MSD Relative Percent Difference Chart

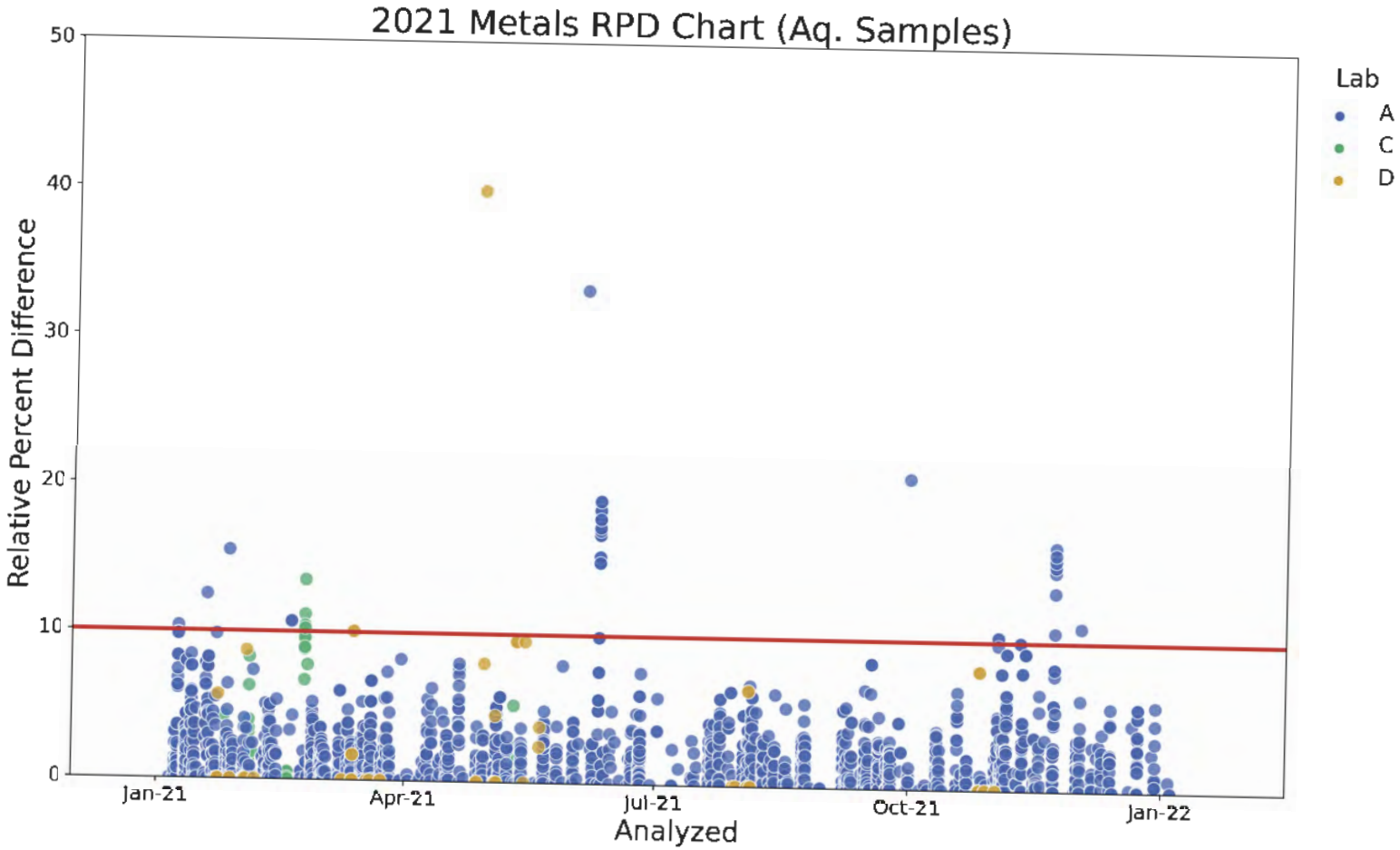

Figure G-12. Metals Aqueous Analysis - MS/MSD Relative Percent Difference Chart

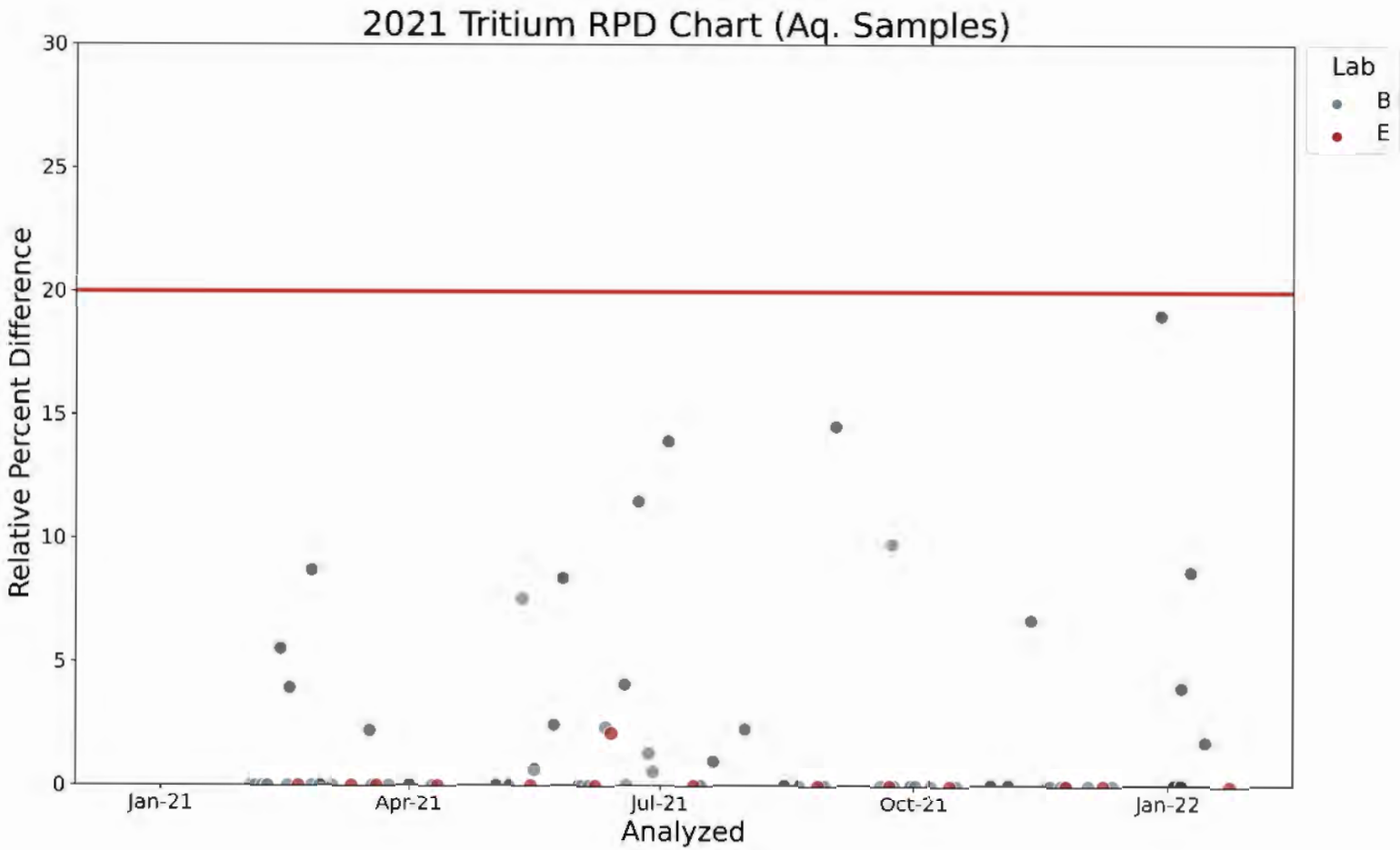

Figure G-13. Tritium Aqueous Analysis - QC Duplicate Relative Percent Difference Chart

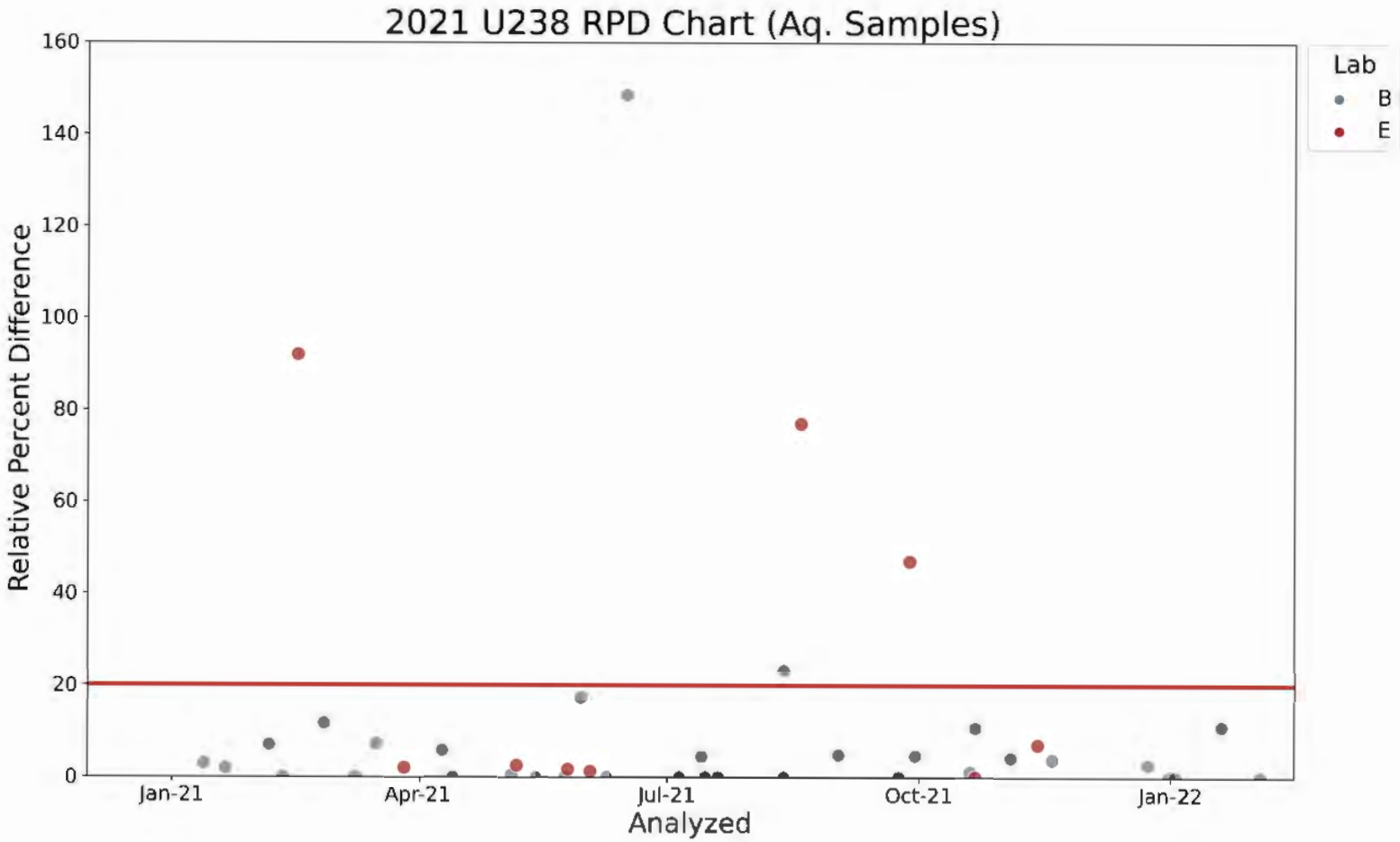

Figure G-14. Uranium-238 Aqueous Analysis - QC Duplicate Relative Percent Difference Chart

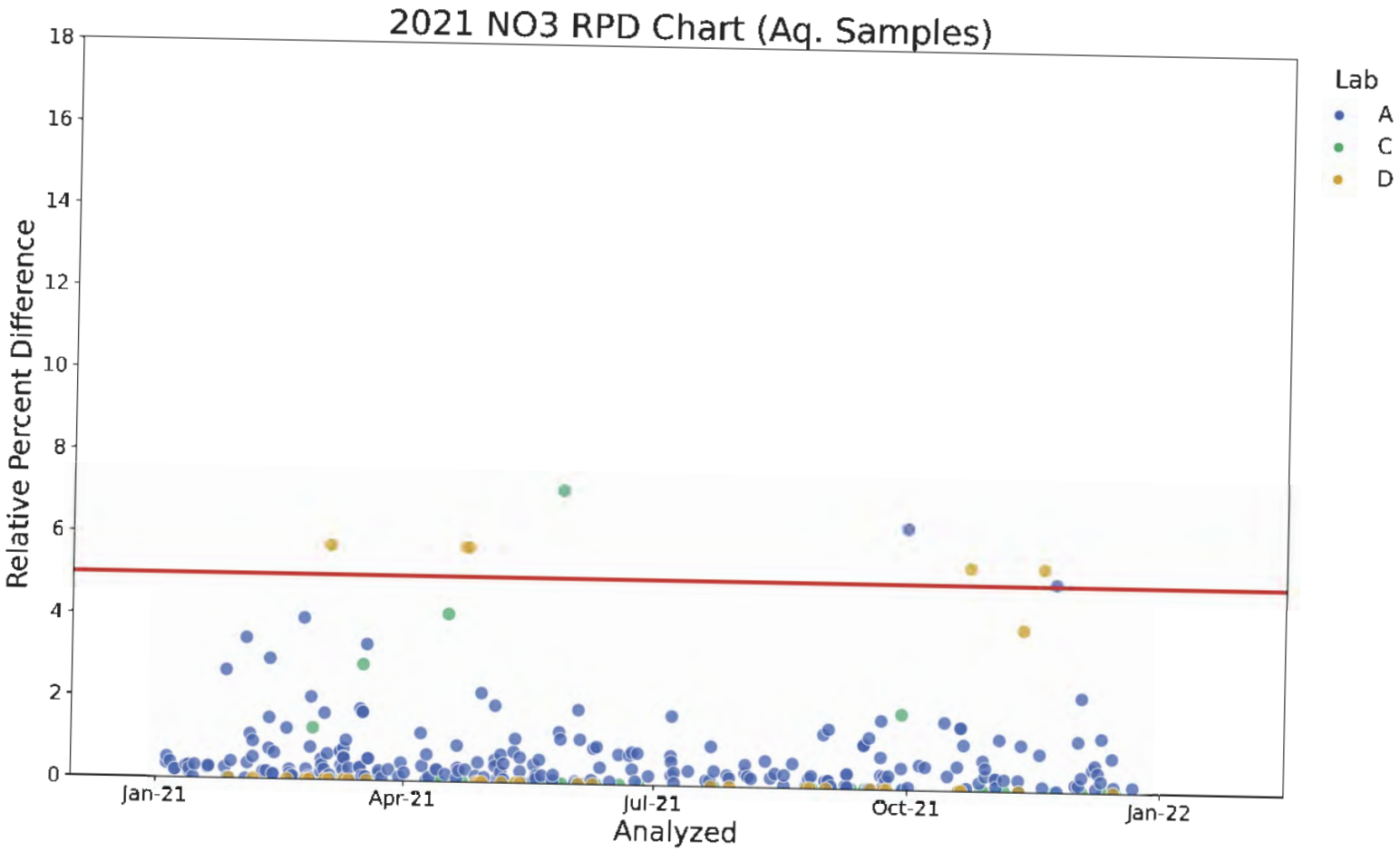

Figure G-15. Nitrate Aqueous Analysis - MS/MSD Relative Percent Difference Chart

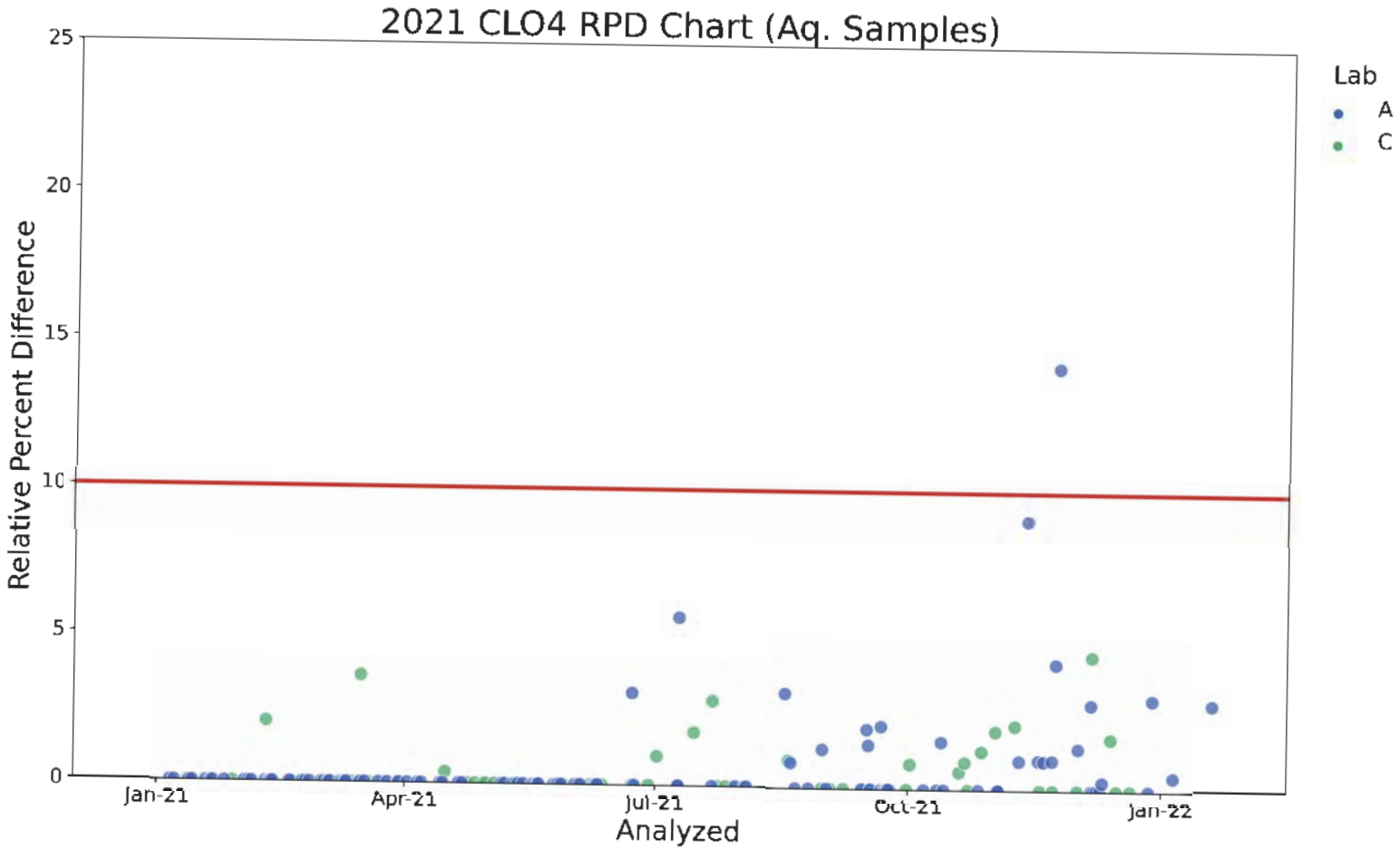

Figure G-16. Perchlorate Aqueous Analysis - MS/MSD Relative Percent Difference Chart

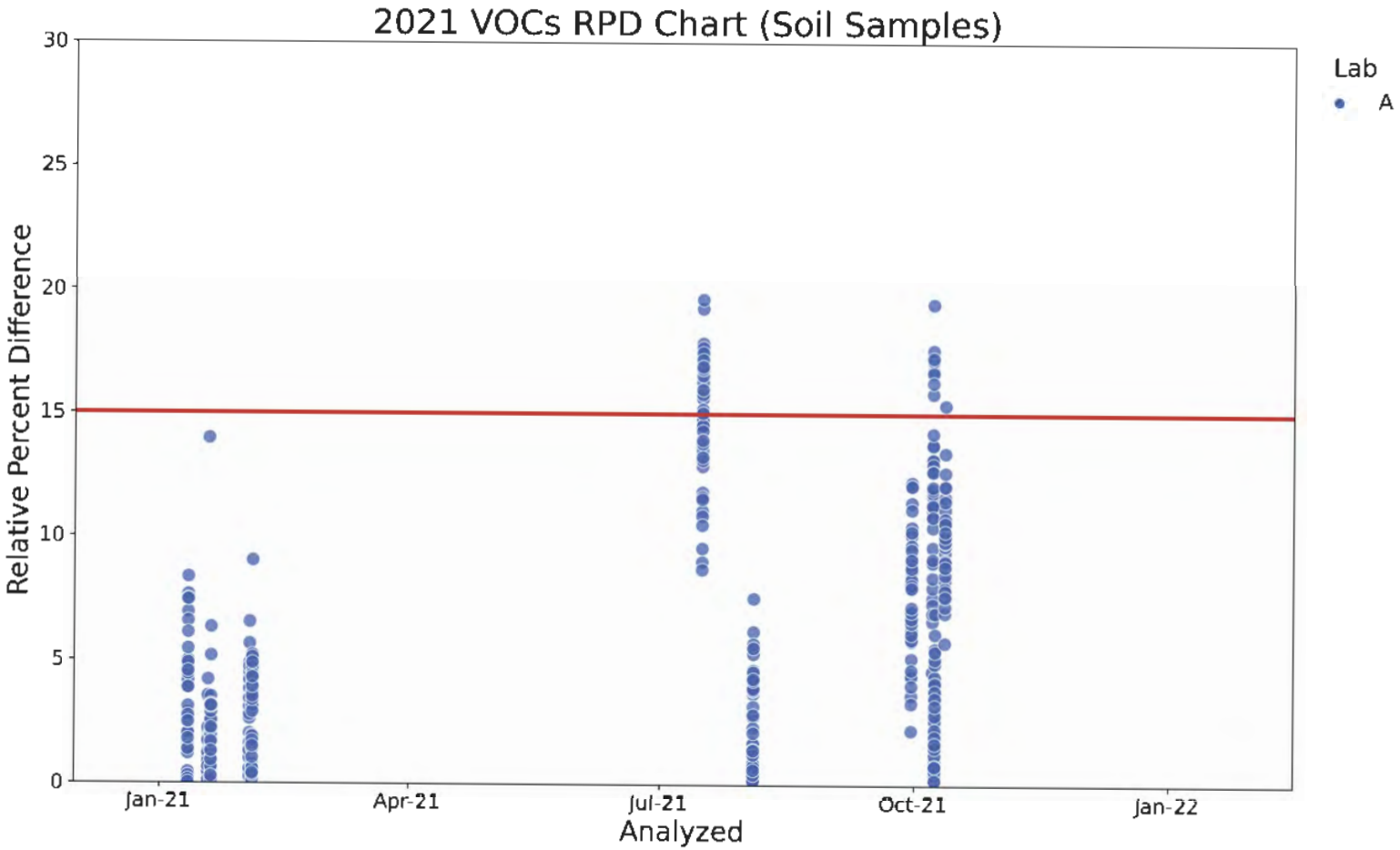

Figure G-17. Volatile Organic Compounds Soil Analysis - MS/MSD Relative Percent Difference Chart

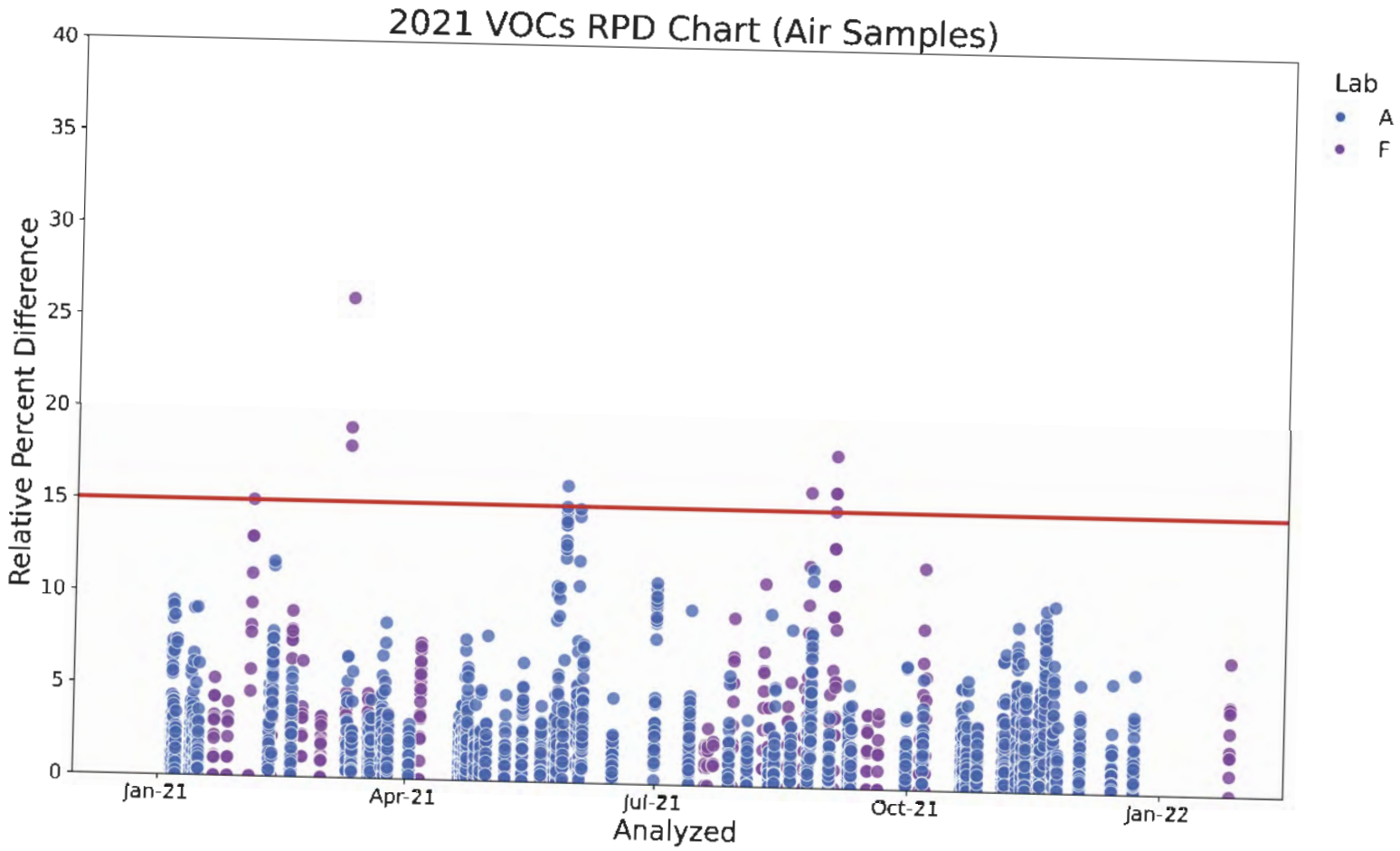

Figure G-18. Volatile Organic Compounds Air Analysis - LCS/LCSD Relative Percent Difference Chart

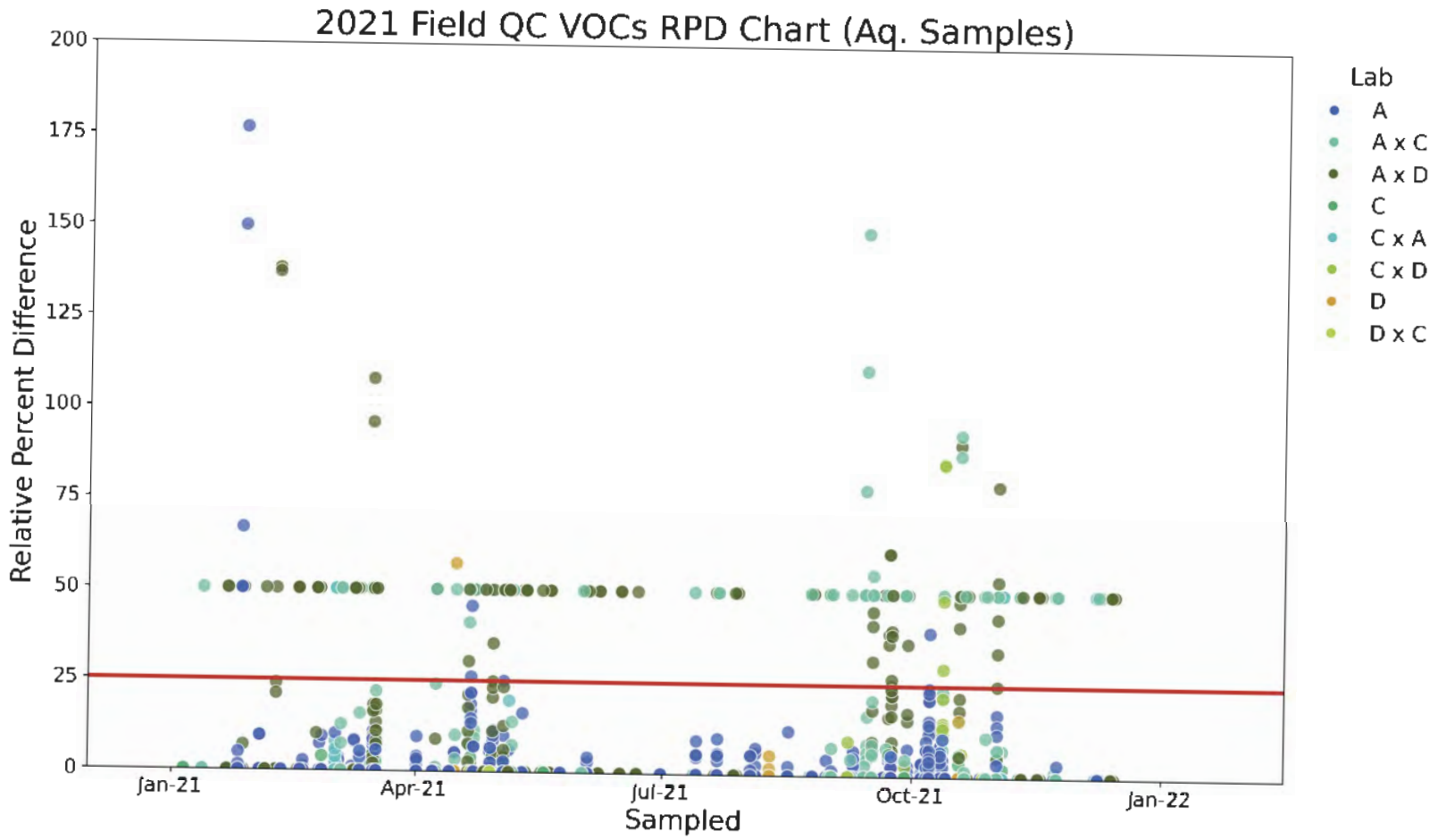

Figure G-19. Volatile Organic Compounds Aqueous Analysis - Field QC Duplicate Pair Relative Percent Difference Chart

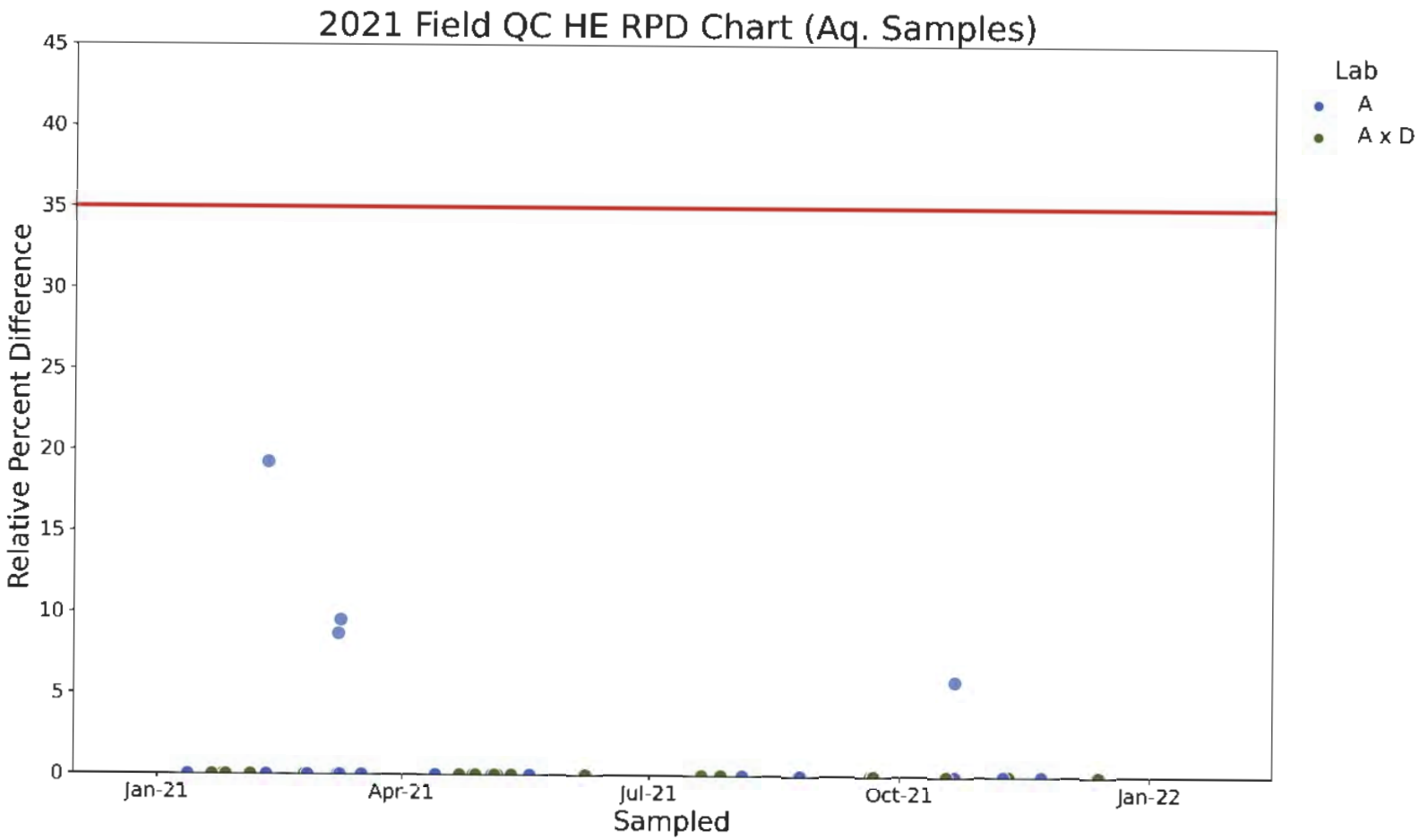

Figure G-20. High-Explosive Compounds Aqueous Analysis - Field QC Duplicate Pair Relative Percent Difference Chart

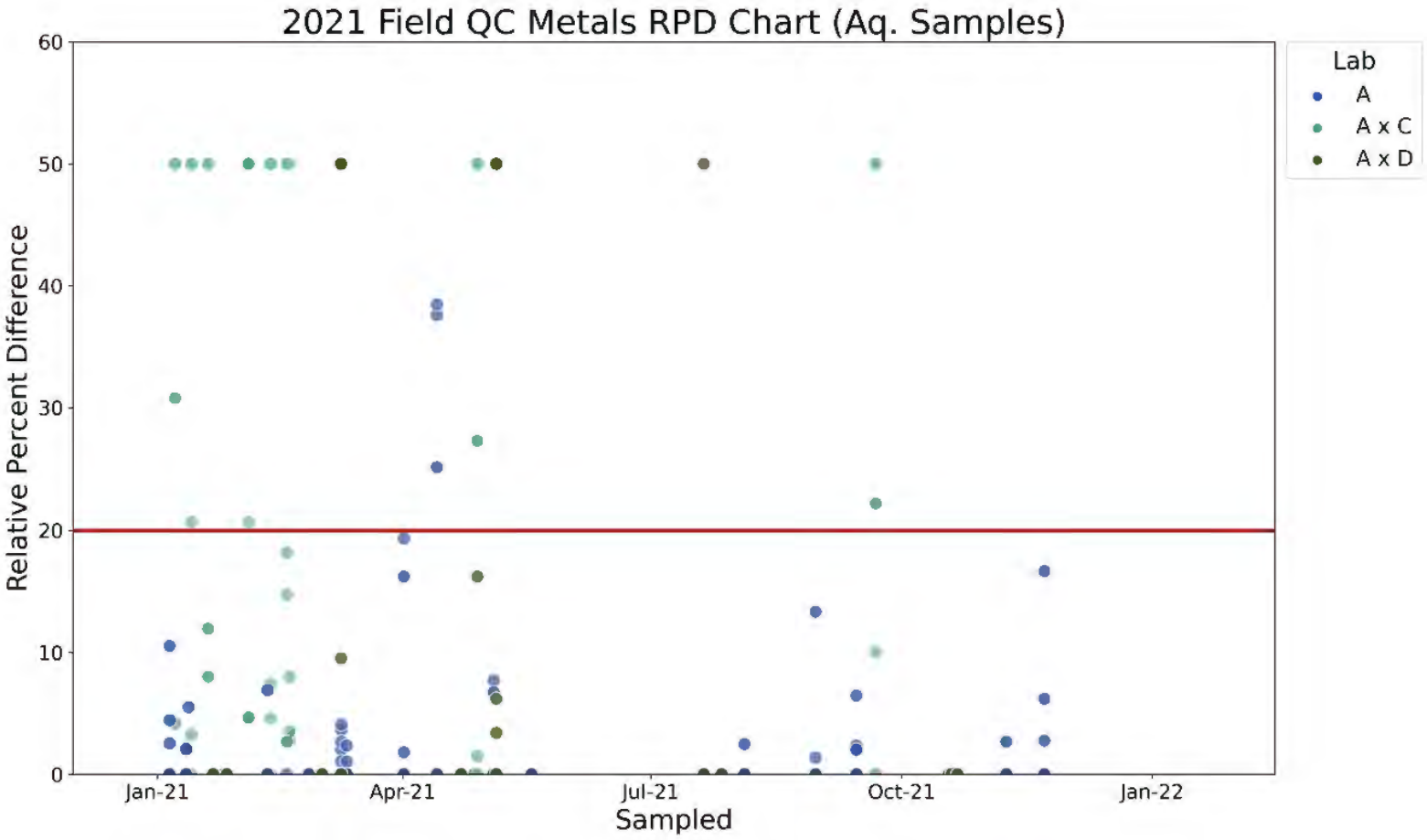

Figure G-21. Metals Aqueous Analysis - Field QC Duplicate Pair Relative Percent Difference Chart

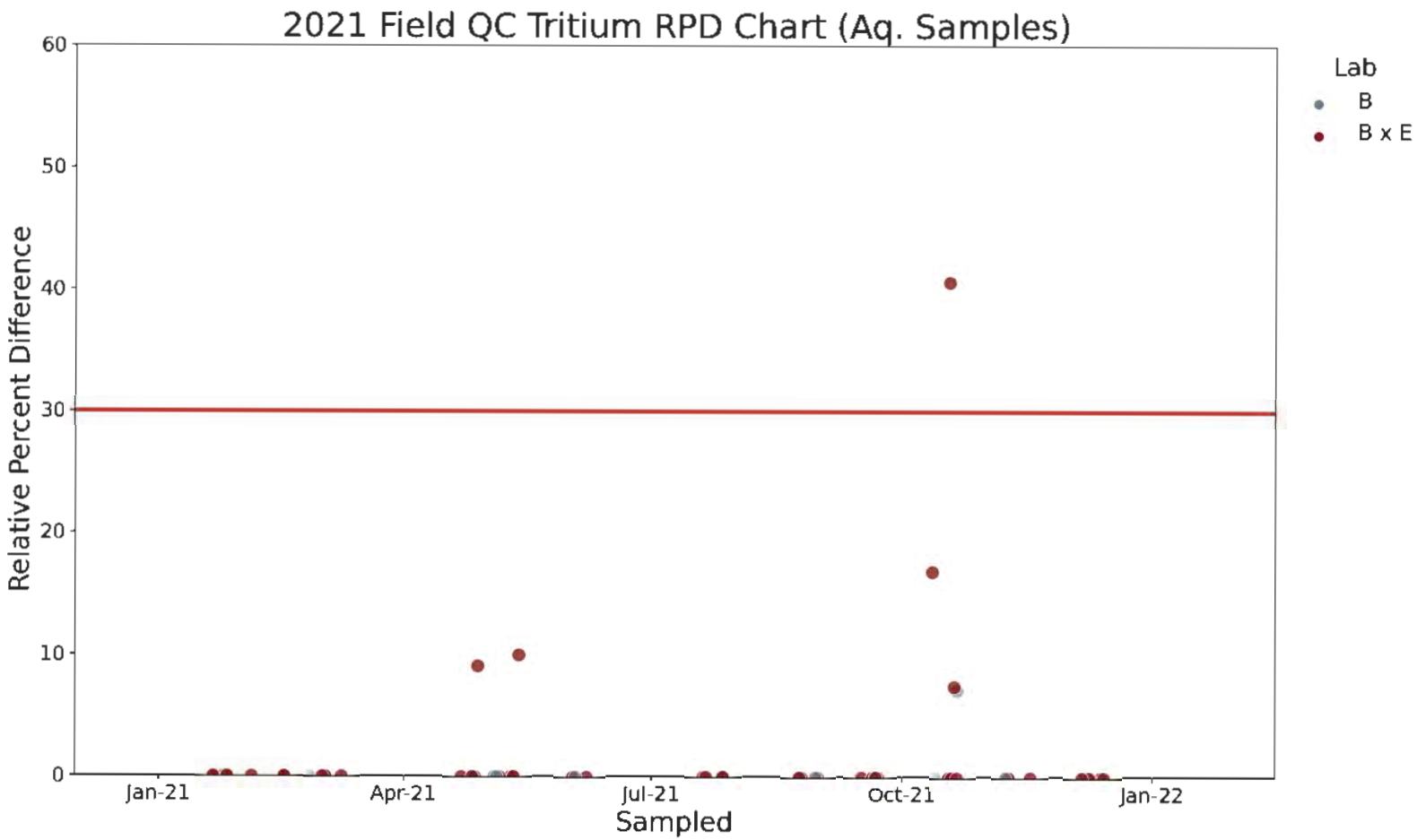

Figure G-22. Tritium Aqueous Analysis - Field QC Duplicate Pair Relative Percent Difference Chart

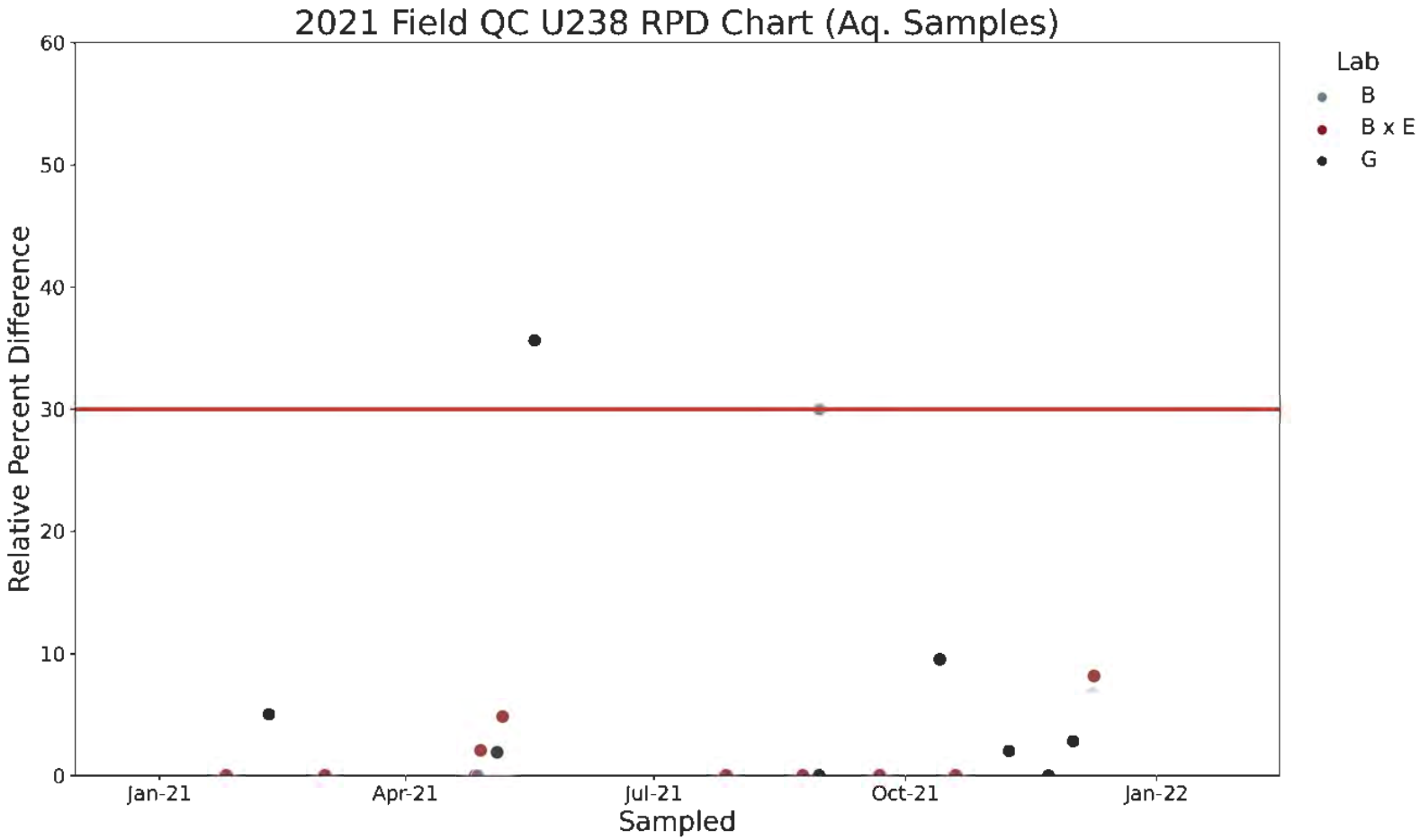

Figure G-23. Uranium-238 Aqueous Analysis - Field QC Duplicate Pair Relative Percent Difference Chart

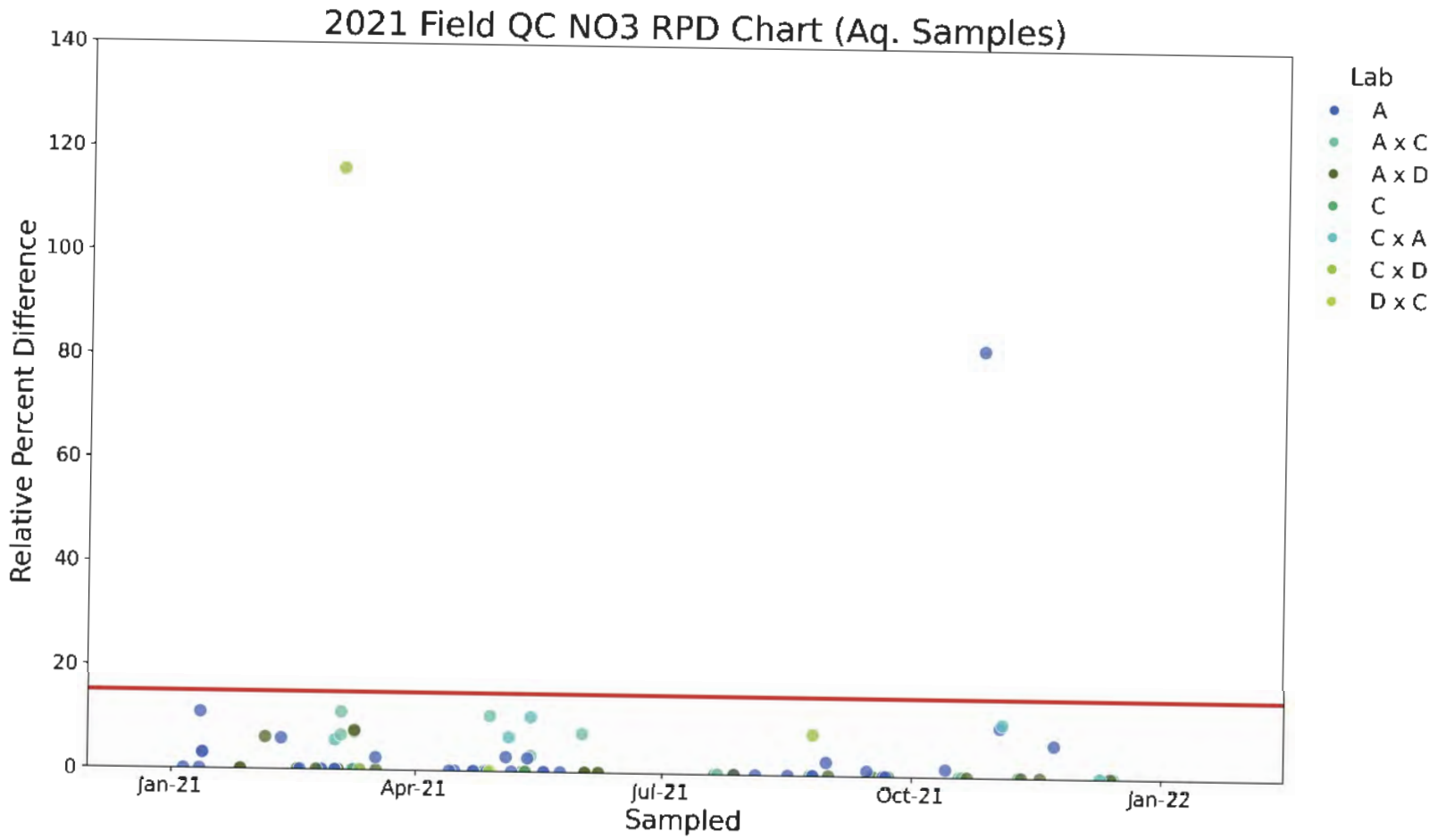

Figure G-24. Nitrate Aqueous Analysis - Field QC Duplicate Pair Relative Percent Difference Chart

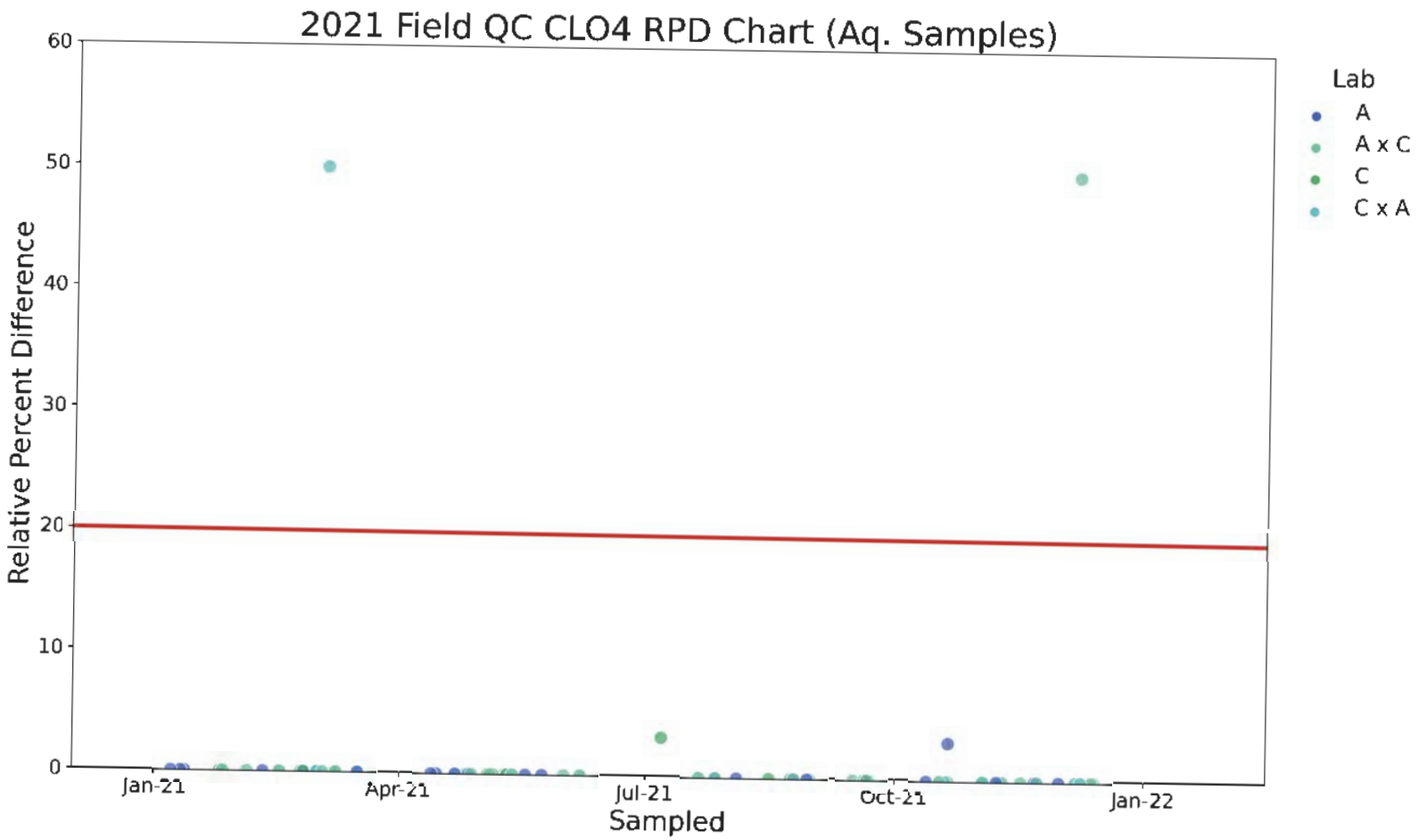

Figure G-25. Perchlorate Aqueous Analysis - Field QC Duplicate Pair Relative Percent Difference Chart

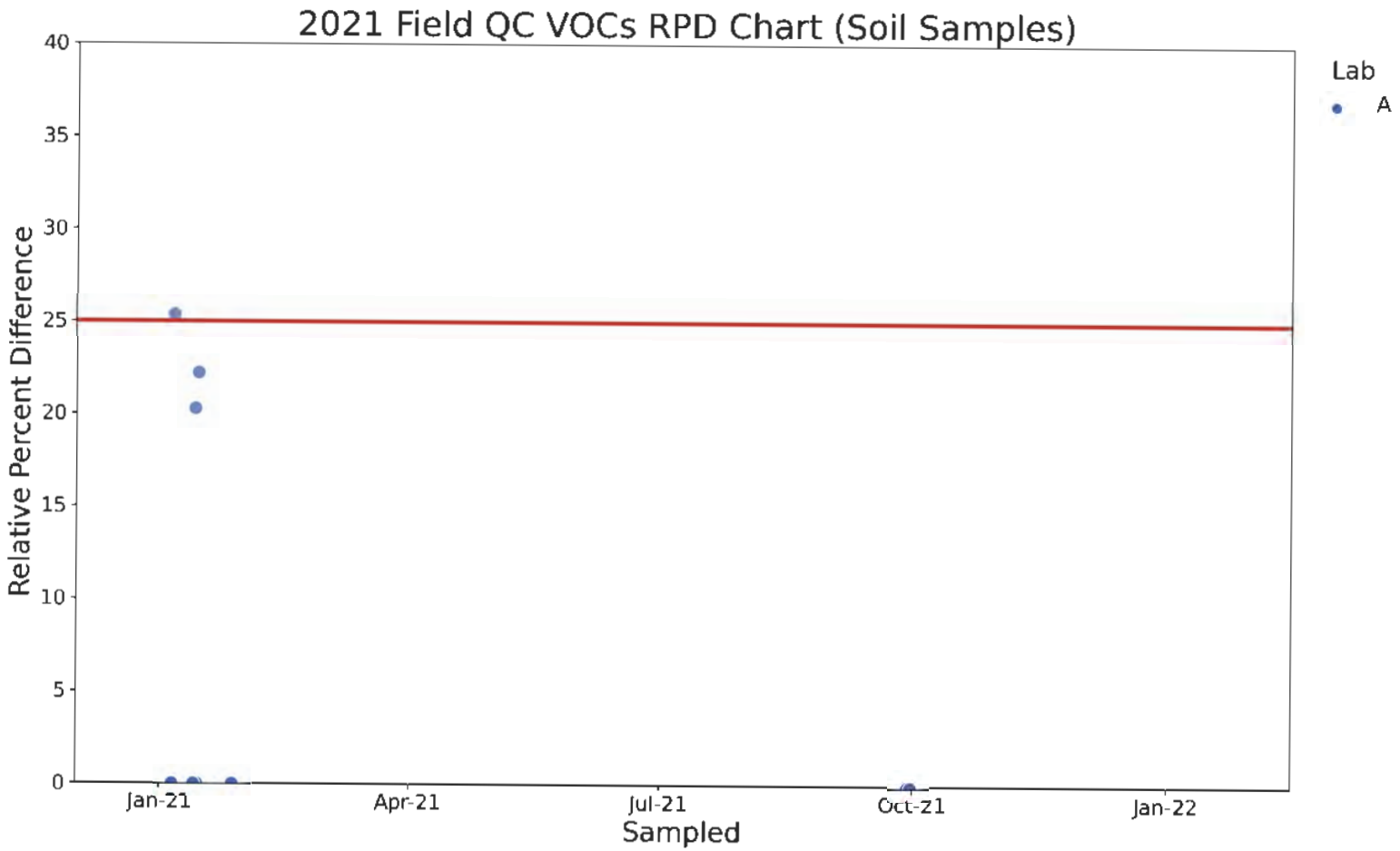

Figure G-26. Volatile Organic Compounds Soil Analysis - Field QC Duplicate Pair Relative Percent Difference Chart

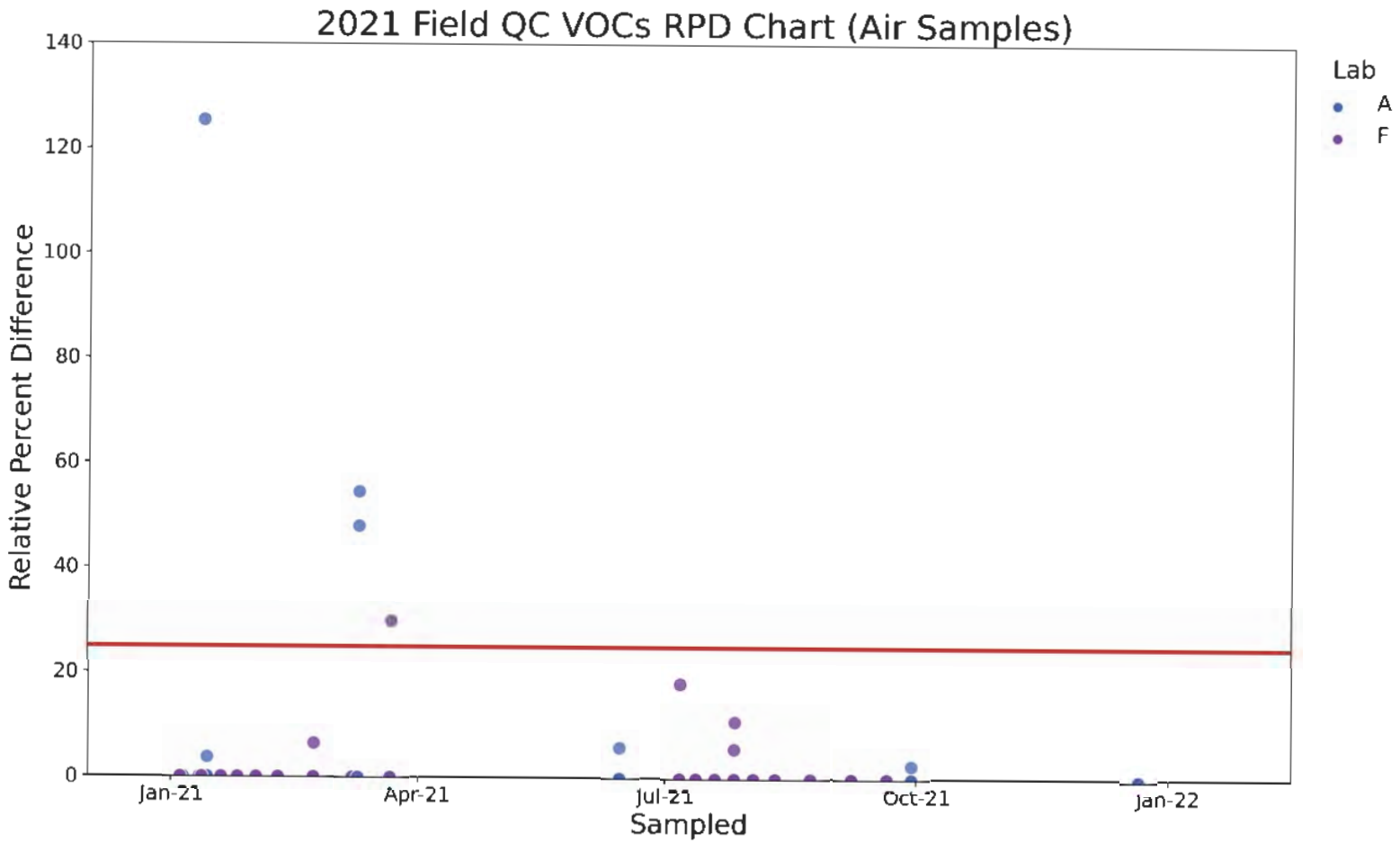

Figure G-27. Volatile Organic Compounds Air Analysis - Field QC Duplicate Pair Relative Percent Difference Chart

Appendix G Table 1. Measurement Quality Objectives for Analytical Data.

Precision

	Analytical QC RPD Limit	*Field QC* RPD Limit	Requirement
VOCs	15	25	≥ 85% of results are acceptable* or ≤ RPD limit.
HE Compounds	25	35	≥ 85% of results are acceptable* or ≤ RPD limit.
Metals	10	20	≥ 85% of results are acceptable* or ≤ RPD limit.
Radionuclides			
Tritium	20	30	≥ 85% of results are acceptable* or ≤ RPD limit.
Uranium-238	20	30	≥ 85% of results are acceptable* or ≤ RPD limit.
Anions			
Nitrate	5	15	≥ 85% of results are acceptable* or ≤ RPD limit.
Perchlorate	10	20	≥ 85% of results are acceptable* or ≤ RPD limit.

Accuracy

	LCS Recovery	Requirement
VOCs	80-120%	≥ 85% of LCS recoveries.
HE Compounds	80-120%	≥ 85% of LCS recoveries.
Metals	90-110%	≥ 85% of LCS recoveries.
Radionuclides		
Tritium	80-120%	≥ 85% of LCS recoveries.
Uranium-238	85-115%	≥ 85% of LCS recoveries.
Anions		
Nitrate	90-110%	100% of LCS recoveries.
Perchlorate	85-115%	100% of LCS recoveries.

Representativeness

Detections in blank samples or other indications that representativeness of samples is compromised will be discussed in the annual Quality Assurance Summary.

Comparability

Any issues affecting the comparability of analytical results will be discussed in the annual Quality Assurance Summary.

Completeness

Both Livermore Site and Site 300: Analytical results are available for at least 85% of all planned sampling events.

At least 10% of all samples collected will have a collocated duplicate (1/2 (5% of total samples) sent for inter-laboratory comparison, the other 1/2 sent for intra-laboratory comparison.

Failures to meet this MQO will be discussed, along with corrective actions, in the annual Quality Assurance Summary.

Sensitivity

Any failures to meet required reporting limits will be discussed in the annual Quality Assurance Summary.

* Duplicate Results Comparison Guidelines

1) The standard RPD calculation is used when one or both results are greater than 5x the reporting limit.

2) When both results are less than 5x the reporting limit, results are acceptable when the difference between the results is less than or equal to the reporting limit.

3) When both results are less than the reporting limit, and the reporting limit is the same, the results are acceptable.
4) When both results are less than the reporting limit, but the reporting limits are different, the difference between 1/2 the reporting limits must be less than or equal to the smaller reporting limit to be acceptable.
5) When one result is a detection greater than the reporting limit, and the other result is less than the reporting limit (the reporting limits may be different), the difference between the detection and 1/2 the reporting limit must be less than or equal to the smaller reporting limit to be acceptable.

Appendix G Table 2. Measurement Quality Objective Results for 2021 Analytical Data.

Accuracy			
		MQO	**Result**
Aqueous Samples			
	VOCs	≥85% within 80-120%	MQO met: 95%
	HE Compound	≥85% within 80-120%	MQO met: 98%
	Metals	≥85% within 90-110%	MQO met: 96% overall, individually laboratory D with 78% did not meet the MQO.
	Radionuclides		
	Tritium	≥85% within 80-120%	MQO met: 98%
	Uranium-238	≥85% within 85-115%	MQO met: 100%
	Anions		
	Nitrate	100% within 90-110%	MQO met: 100%
	Perchlorate	100% within 85-115%	MQO met: 100%
Soil Samples			
	VOCs	≥85% within 80-120%	MQO met: 98%
Air Samples			
	VOCs	≥85% within 80-120%	MQO met: 96%

Analytical Precision			
		Analytical QC MQO	**Result**
Aqueous Samples			
	VOCs	≥85% acceptable or RPD ≤15	MQO met: 94% overall, individually laboratory D with 76% did not meet the MQO.
	HE Compound	≥85% acceptable or RPD ≤25	MQO met: 99.5%
	Metals	≥85% acceptable or RPD ≤10	MQO met: 98%
	Radionuclides		
	Tritium	≥85% acceptable or RPD ≤20	MQO met: 100%
	Uranium-238	≥85% acceptable or RPD ≤20	MQO met: 88% overall, individually laboratory E with 67% did not meet the MQO.
	Anions		
	Nitrate	≥85% acceptable or RPD ≤5	MQO met: 98%
	Perchlorate	≥85% acceptable or RPD ≤10	MQO met: 99.4%
Soil Samples			
	VOCs	≥85% acceptable or RPD ≤15	MQO met: 94%
Air Samples			
	VOCs	≥85% acceptable or RPD ≤15	MQO met: 99.8%

Field QC Precision			
		Field QC MQO	**Result**
Aqueous Samples			
	VOCs	≥85% acceptable or RPD ≤25	MQO for precision met: 97% acceptable results. MQO for 10% duplicate samples: 9% duplicates (6% inter, 3% intra)
	HE Compound	≥85% acceptable or RPD ≤35	MQOs met: 100% acceptable results, 13% duplicates (8% inter, 5% intra)
	Metals	≥85% acceptable or RPD ≤20	MQO for precision met: 88% acceptable results. MQO for 10% duplicate samples: 9.4% duplicates (4.5% inter, 4.9% intra)
	Radionuclides		
	Tritium	≥85% acceptable or RPD ≤30	MQO for precision met: 99% acceptable results. MQO for 10% duplicate samples: 12% duplicates (9% inter, 3% intra).
	Uranium-238	≥85% acceptable or RPD ≤30	MQO for precision met: 94% acceptable results. MQO for 10% duplicate samples: 9% duplicates (3% inter, 6% intra).
	Anions		
	Nitrate	≥85% acceptable or RPD ≤15	MQOs met: 98% acceptable results, 14% duplicates (9% inter, 5% intra)
	Perchlorate	≥85% acceptable or RPD ≤20	MQO for precision met: 98% acceptable results. MQO for 10% duplicate samples: 12% duplicates (8% inter, 4% intra).
Soil Samples			
	VOCs	≥85% acceptable or RPD ≤25	MQO for preccision met: 99.7% acceptable results. MQO for 10% duplicate samples: 10% direct-push soil samples, 6% other soil samples.
Air Samples			
	VOCs	≥85% acceptable or RPD ≤25	MQO for precision met: 99.5% acceptable results. MQO for 10% duplicate samples: 13% vapor intrusion monitoring samples, 10% direct-push soil vapor samples, 1% routine soil vapor samples.

Representativeness
No issues with detections in trip blanks, field blanks, or rinseates. Analytical data meet MQO.

Comparability
All requirements satisfied. Analytical data meet MQO.

Appendix G Table 2. Measurement Quality Objective Results for 2021 Analytical Data.

Completeness		
Project	**MQO**	**Result**
Livermore Site	≥85%	98%
Site 300	≥85%	94%
Sensitivity		
No issues during 2021. Analytical data meet MQO.		

Attachment 1

Analytical Results for Routine Monitoring During 2021

Attachment 1. Table 1.

Groundwater analytical data, Site 300, 2021

Attachment 1. Table 1. Groundwater analytical data, Site 300, 2021.

OU	Location	Date	Sample Type	Parameter	LOS Indicator	Result	Error	Units	QA Flag
OU1	CDF1	1/21/21		1,1-Dichloroethane	<	0.5		ug/L	
OU1	CDF1	1/21/21		1,1-Dichloroethene	<	0.5		ug/L	
OU1	CDF1	1/21/21		1,1-Dichloropropene	<	0.5		ug/L	
OU1	CDF1	1/21/21		1,1,1-Trichloroethane	<	0.5		ug/L	
OU1	CDF1	1/21/21		1,1,1,2-Tetrachloroethane	<	0.5		ug/L	
OU1	CDF1	1/21/21		1,1,2-Trichloroethane	<	0.5		ug/L	
OU1	CDF1	1/21/21		1,1,2,2-Tetrachloroethane	<	0.5		ug/L	
OU1	CDF1	1/21/21		1,2-Dichlorobenzene	<	0.5		ug/L	
OU1	CDF1	1/21/21		1,2-Dichloroethane	<	0.5		ug/L	
OU1	CDF1	1/21/21		1,2-Dichloroethene (total)	<	1		ug/L	
OU1	CDF1	1/21/21		1,2-Dichloropropane	<	0.5		ug/L	
OU1	CDF1	1/21/21		1,2,3-Trichlorobenzene	<	0.5		ug/L	
OU1	CDF1	1/21/21		1,2,3-Trichloropropane	<	1		ug/L	
OU1	CDF1	1/21/21		1,2,4-Trichlorobenzene	<	0.5		ug/L	
OU1	CDF1	1/21/21		1,2,4-Trimethylbenzene	<	0.5		ug/L	
OU1	CDF1	1/21/21		1,3-Dichlorobenzene	<	0.5		ug/L	
OU1	CDF1	1/21/21		1,3-Dichloropropane	<	0.5		ug/L	
OU1	CDF1	1/21/21		1,3,5-Trimethylbenzene	<	0.5		ug/L	
OU1	CDF1	1/21/21		1,4-Dichlorobenzene	<	0.5		ug/L	
OU1	CDF1	1/21/21		2-Chlorotoluene	<	0.5		ug/L	
OU1	CDF1	1/21/21		2,2-Dichloropropane	<	0.5		ug/L	
OU1	CDF1	1/21/21		4-Chlorotoluene	<	0.5		ug/L	
OU1	CDF1	1/21/21		Benzene	<	0.5		ug/L	
OU1	CDF1	1/21/21		Bromobenzene	<	0.5		ug/L	
OU1	CDF1	1/21/21		Bromochloromethane	<	0.5		ug/L	
OU1	CDF1	1/21/21		Bromodichloromethane	<	0.5		ug/L	
OU1	CDF1	1/21/21		Bromoform	<	0.5		ug/L	
OU1	CDF1	1/21/21		Bromomethane	<	0.5		ug/L	
OU1	CDF1	1/21/21		Carbon tetrachloride	<	0.5		ug/L	
OU1	CDF1	1/21/21		Chlorobenzene	<	0.5		ug/L	
OU1	CDF1	1/21/21		Chloroethane	<	0.5		ug/L	
OU1	CDF1	1/21/21		Chloroform	<	0.5		ug/L	
OU1	CDF1	1/21/21		Chloromethane	<	0.5		ug/L	
OU1	CDF1	1/21/21		cis-1,2-Dichloroethene	<	0.5		ug/L	
OU1	CDF1	1/21/21		cis-1,3-Dichloropropene	<	0.5		ug/L	
OU1	CDF1	1/21/21		Dibromochloromethane	<	0.5		ug/L	
OU1	CDF1	1/21/21		Dibromomethane	<	0.5		ug/L	
OU1	CDF1	1/21/21		Dichlorodifluoromethane	<	0.5		ug/L	
OU1	CDF1	1/21/21		Ethylbenzene	<	0.5		ug/L	
OU1	CDF1	1/21/21		Hexachlorobutadiene	<	0.5		ug/L	
OU1	CDF1	1/21/21		Isopropylbenzene	<	0.5		ug/L	
OU1	CDF1	1/21/21		m- and p-Xylene Isomers	<	0.5		ug/L	
OU1	CDF1	1/21/21		Methylene chloride	<	1		ug/L	
OU1	CDF1	1/21/21		n-Butylbenzene	<	0.5		ug/L	
OU1	CDF1	1/21/21		n-Propylbenzene	<	0.5		ug/L	
OU1	CDF1	1/21/21		Naphthalene	<	0.5		ug/L	
OU1	CDF1	1/21/21		o-Xylene	<	0.5		ug/L	
OU1	CDF1	1/21/21		p-Isopropyl toluene	<	0.5		ug/L	
OU1	CDF1	1/21/21		sec-Butylbenzene	<	0.5		ug/L	
OU1	CDF1	1/21/21		Styrene	<	0.5		ug/L	
OU1	CDF1	1/21/21		tert-Butylbenzene	<	0.5		ug/L	
OU1	CDF1	1/21/21		Tetrachloroethene	<	0.5		ug/L	
OU1	CDF1	1/21/21		Toluene	<	0.5		ug/L	
OU1	CDF1	1/21/21		Total Xylene Isomers	<	1		ug/L	
OU1	CDF1	1/21/21		trans-1,2-Dichloroethene	<	0.5		ug/L	
OU1	CDF1	1/21/21		trans-1,3-Dichloropropene	<	0.5		ug/L	
OU1	CDF1	1/21/21		Trichloroethene	<	0.5		ug/L	
OU1	CDF1	1/21/21		Trichlorofluoromethane	<	0.5		ug/L	
OU1	CDF1	1/21/21		Trichlorotrifluoroethane	<	0.5		ug/L	
OU1	CDF1	1/21/21		Vinyl chloride	<	0.5		ug/L	
OU1	CDF1	1/21/21		1,1-Dichloroethane	<	0.5		ug/L	
OU1	CDF1	1/21/21		1,1-Dichloroethene	<	0.5		ug/L	
OU1	CDF1	1/21/21		1,1,1-Trichloroethane	<	0.5		ug/L	
OU1	CDF1	1/21/21		1,1,2-Trichloroethane	<	0.5		ug/L	
OU1	CDF1	1/21/21		1,1,2,2-Tetrachloroethane	<	0.5		ug/L	
OU1	CDF1	1/21/21		1,2-Dichlorobenzene	<	0.5		ug/L	

Attachment 1. Table 1. Groundwater analytical data, Site 300, 2021.

OU	Location	Date	Sample Type	Parameter	LOS Indicator	Result	Error	Units	QA Flag
OU1	CDF1	1/21/21		1,2-Dichloroethane	<	0.5		ug/L	
OU1	CDF1	1/21/21		1,2-Dichloroethene (total)	<	1		ug/L	
OU1	CDF1	1/21/21		1,2-Dichloropropane	<	0.5		ug/L	
OU1	CDF1	1/21/21		1,3-Dichlorobenzene	<	0.5		ug/L	
OU1	CDF1	1/21/21		1,4-Dichlorobenzene	<	0.5		ug/L	
OU1	CDF1	1/21/21		2-Chloroethylvinylether	<	10		ug/L	
OU1	CDF1	1/21/21		Bromodichloromethane	<	0.5		ug/L	
OU1	CDF1	1/21/21		Bromoform	<	0.5		ug/L	
OU1	CDF1	1/21/21		Bromomethane	<	1		ug/L	
OU1	CDF1	1/21/21		Carbon tetrachloride	<	0.5		ug/L	
OU1	CDF1	1/21/21		Chlorobenzene	<	0.5		ug/L	
OU1	CDF1	1/21/21		Chloroethane	<	0.5		ug/L	
OU1	CDF1	1/21/21		Chloroform	<	0.5		ug/L	
OU1	CDF1	1/21/21		Chloromethane	<	0.5		ug/L	
OU1	CDF1	1/21/21		cis-1,2-Dichloroethene	<	0.5		ug/L	
OU1	CDF1	1/21/21		cis-1,3-Dichloropropene	<	0.5		ug/L	
OU1	CDF1	1/21/21		Dibromochloromethane	<	0.5		ug/L	
OU1	CDF1	1/21/21		Dichlorodifluoromethane	<	0.5		ug/L	
OU1	CDF1	1/21/21		Methylene chloride	<	1		ug/L	
OU1	CDF1	1/21/21		Tetrachloroethene	<	0.5		ug/L	
OU1	CDF1	1/21/21		trans-1,2-Dichloroethene	<	0.5		ug/L	
OU1	CDF1	1/21/21		trans-1,3-Dichloropropene	<	0.5		ug/L	
OU1	CDF1	1/21/21		Trichloroethene	<	0.5		ug/L	
OU1	CDF1	1/21/21		Trichlorofluoromethane	<	0.5		ug/L	
OU1	CDF1	1/21/21		Trichlorotrifluoroethane	<	0.5		ug/L	
OU1	CDF1	1/21/21		Vinyl chloride	<	0.5		ug/L	
OU1	CDF1	1/21/21		HMX	<	1		ug/L	
OU1	CDF1	1/21/21		RDX	<	1		ug/L	
OU1	CDF1	1/21/21		Gross alpha	<	2	1.42	pCi/L	
OU1	CDF1	1/21/21		Gross beta		8.48	1.97	pCi/L	
OU1	CDF1	1/21/21		Tritium	<	100	53.2	pCi/L	
OU1	CDF1	1/21/21		Field Oxidation Potential (Eh)		62		mVolts	
OU1	CDF1	1/21/21		Field pH		8.11		Units	
OU1	CDF1	1/21/21		Field Specific Conductance		1144		umhos/cm	
OU1	CDF1	1/21/21		Field Temperature		17.4		Degrees C	
OU1	CDF1	1/21/21		Arsenic		0.0054		mg/L	B
OU1	CDF1	1/21/21		Barium	<	0.025		mg/L	
OU1	CDF1	1/21/21		Beryllium	<	0.0005		mg/L	
OU1	CDF1	1/21/21		Cadmium		0.0011		mg/L	B
OU1	CDF1	1/21/21		Cobalt	<	0.025		mg/L	
OU1	CDF1	1/21/21		Copper	<	0.01		mg/L	
OU1	CDF1	1/21/21		Lead	<	0.002		mg/L	
OU1	CDF1	1/21/21		Nickel	<	0.005		mg/L	
OU1	CDF1	1/21/21		Vanadium	<	0.025		mg/L	
OU1	CDF1	1/21/21		Zinc		0.39		mg/L	
OU1	CDF1	1/21/21	DUP	1,1-Dichloroethane	<	0.5		ug/L	
OU1	CDF1	1/21/21	DUP	1,1-Dichloroethene	<	0.5		ug/L	
OU1	CDF1	1/21/21	DUP	1,1-Dichloropropene	<	0.5		ug/L	
OU1	CDF1	1/21/21	DUP	1,1,1-Trichloroethane	<	0.5		ug/L	
OU1	CDF1	1/21/21	DUP	1,1,1,2-Tetrachloroethane	<	0.5		ug/L	
OU1	CDF1	1/21/21	DUP	1,1,2-Trichloroethane	<	0.5		ug/L	
OU1	CDF1	1/21/21	DUP	1,1,2,2-Tetrachloroethane	<	0.5		ug/L	
OU1	CDF1	1/21/21	DUP	1,2-Dichlorobenzene	<	0.5		ug/L	
OU1	CDF1	1/21/21	DUP	1,2-Dichloroethane	<	0.5		ug/L	
OU1	CDF1	1/21/21	DUP	1,2-Dichloroethene (total)	<	1		ug/L	
OU1	CDF1	1/21/21	DUP	1,2-Dichloropropane	<	0.5		ug/L	
OU1	CDF1	1/21/21	DUP	1,2,3-Trichlorobenzene	<	0.5		ug/L	
OU1	CDF1	1/21/21	DUP	1,2,3-Trichloropropane	<	0.5		ug/L	
OU1	CDF1	1/21/21	DUP	1,2,4-Trichlorobenzene	<	0.5		ug/L	
OU1	CDF1	1/21/21	DUP	1,2,4-Trimethylbenzene	<	0.5		ug/L	
OU1	CDF1	1/21/21	DUP	1,3-Dichlorobenzene	<	0.5		ug/L	
OU1	CDF1	1/21/21	DUP	1,3-Dichloropropane	<	0.5		ug/L	
OU1	CDF1	1/21/21	DUP	1,3,5-Trimethylbenzene	<	0.5		ug/L	
OU1	CDF1	1/21/21	DUP	1,4-Dichlorobenzene	<	0.5		ug/L	
OU1	CDF1	1/21/21	DUP	2-Chlorotoluene	<	0.5		ug/L	
OU1	CDF1	1/21/21	DUP	2,2-Dichloropropane	<	0.5		ug/L	

Attachment 1. Table 1. Groundwater analytical data, Site 300, 2021.

OU	Location	Date	Sample Type	Parameter	LOS Indicator	Result	Error	Units	QA Flag
OU1	CDF1	1/21/21	DUP	4-Chlorotoluene	<	0.5		ug/L	
OU1	CDF1	1/21/21	DUP	Benzene	<	0.5		ug/L	
OU1	CDF1	1/21/21	DUP	Bromobenzene	<	0.5		ug/L	
OU1	CDF1	1/21/21	DUP	Bromochloromethane	<	0.5		ug/L	
OU1	CDF1	1/21/21	DUP	Bromodichloromethane	<	0.5		ug/L	
OU1	CDF1	1/21/21	DUP	Bromoform	<	0.5		ug/L	
OU1	CDF1	1/21/21	DUP	Bromomethane	<	0.5		ug/L	
OU1	CDF1	1/21/21	DUP	Carbon tetrachloride	<	0.5		ug/L	
OU1	CDF1	1/21/21	DUP	Chlorobenzene	<	0.5		ug/L	
OU1	CDF1	1/21/21	DUP	Chloroethane	<	0.5		ug/L	
OU1	CDF1	1/21/21	DUP	Chloroform	<	0.5		ug/L	
OU1	CDF1	1/21/21	DUP	Chloromethane	<	0.5		ug/L	
OU1	CDF1	1/21/21	DUP	cis-1,2-Dichloroethene	<	0.5		ug/L	
OU1	CDF1	1/21/21	DUP	cis-1,3-Dichloropropene	<	0.5		ug/L	
OU1	CDF1	1/21/21	DUP	Dibromochloromethane	<	0.5		ug/L	
OU1	CDF1	1/21/21	DUP	Dibromomethane	<	0.5		ug/L	
OU1	CDF1	1/21/21	DUP	Dichlorodifluoromethane	<	0.5		ug/L	
OU1	CDF1	1/21/21	DUP	Ethylbenzene	<	0.5		ug/L	
OU1	CDF1	1/21/21	DUP	Hexachlorobutadiene	<	0.5		ug/L	
OU1	CDF1	1/21/21	DUP	Isopropylbenzene	<	0.5		ug/L	
OU1	CDF1	1/21/21	DUP	m- and p-Xylene Isomers	<	0.5		ug/L	
OU1	CDF1	1/21/21	DUP	Methylene chloride	<	0.5		ug/L	
OU1	CDF1	1/21/21	DUP	n-Butylbenzene	<	0.5		ug/L	
OU1	CDF1	1/21/21	DUP	n-Propylbenzene	<	0.5		ug/L	
OU1	CDF1	1/21/21	DUP	Naphthalene	<	0.5		ug/L	
OU1	CDF1	1/21/21	DUP	o-Xylene	<	0.5		ug/L	
OU1	CDF1	1/21/21	DUP	p-Isopropyl toluene	<	0.5		ug/L	
OU1	CDF1	1/21/21	DUP	sec-Butylbenzene	<	0.5		ug/L	
OU1	CDF1	1/21/21	DUP	Styrene	<	0.5		ug/L	
OU1	CDF1	1/21/21	DUP	tert-Butylbenzene	<	0.5		ug/L	
OU1	CDF1	1/21/21	DUP	Tetrachloroethene	<	0.5		ug/L	
OU1	CDF1	1/21/21	DUP	Toluene	<	0.5		ug/L	
OU1	CDF1	1/21/21	DUP	trans-1,2-Dichloroethene	<	0.5		ug/L	O
OU1	CDF1	1/21/21	DUP	trans-1,3-Dichloropropene	<	0.5		ug/L	
OU1	CDF1	1/21/21	DUP	Trichloroethene	<	0.5		ug/L	
OU1	CDF1	1/21/21	DUP	Trichlorofluoromethane	<	0.5		ug/L	
OU1	CDF1	1/21/21	DUP	Trichlorotrifluoroethane	<	0.5		ug/L	
OU1	CDF1	1/21/21	DUP	Vinyl chloride	<	0.5		ug/L	
OU1	CDF1	1/21/21	DUP	1,1-Dichloroethane	<	0.5		ug/L	
OU1	CDF1	1/21/21	DUP	1,1-Dichloroethene	<	0.5		ug/L	
OU1	CDF1	1/21/21	DUP	1,1,1-Trichloroethane	<	0.5		ug/L	
OU1	CDF1	1/21/21	DUP	1,1,2-Trichloroethane	<	0.5		ug/L	
OU1	CDF1	1/21/21	DUP	1,1,2,2-Tetrachloroethane	<	0.5		ug/L	
OU1	CDF1	1/21/21	DUP	1,2-Dichlorobenzene	<	0.5		ug/L	
OU1	CDF1	1/21/21	DUP	1,2-Dichloroethane	<	0.5		ug/L	
OU1	CDF1	1/21/21	DUP	1,2-Dichloroethene (total)	<	1		ug/L	
OU1	CDF1	1/21/21	DUP	1,2-Dichloropropane	<	0.5		ug/L	
OU1	CDF1	1/21/21	DUP	1,3-Dichlorobenzene	<	0.5		ug/L	
OU1	CDF1	1/21/21	DUP	1,4-Dichlorobenzene	<	0.5		ug/L	
OU1	CDF1	1/21/21	DUP	2-Chloroethylvinylether	<	1		ug/L	
OU1	CDF1	1/21/21	DUP	Bromodichloromethane	<	0.5		ug/L	
OU1	CDF1	1/21/21	DUP	Bromoform	<	0.5		ug/L	
OU1	CDF1	1/21/21	DUP	Bromomethane	<	0.5		ug/L	
OU1	CDF1	1/21/21	DUP	Carbon tetrachloride	<	0.5		ug/L	
OU1	CDF1	1/21/21	DUP	Chlorobenzene	<	0.5		ug/L	
OU1	CDF1	1/21/21	DUP	Chloroethane	<	0.5		ug/L	
OU1	CDF1	1/21/21	DUP	Chloroform	<	0.5		ug/L	
OU1	CDF1	1/21/21	DUP	Chloromethane	<	0.5		ug/L	
OU1	CDF1	1/21/21	DUP	cis-1,2-Dichloroethene	<	0.5		ug/L	
OU1	CDF1	1/21/21	DUP	cis-1,3-Dichloropropene	<	0.5		ug/L	
OU1	CDF1	1/21/21	DUP	Dibromochloromethane	<	0.5		ug/L	
OU1	CDF1	1/21/21	DUP	Dichlorodifluoromethane	<	0.5		ug/L	L
OU1	CDF1	1/21/21	DUP	Methylene chloride	<	0.5		ug/L	
OU1	CDF1	1/21/21	DUP	Tetrachloroethene	<	0.5		ug/L	
OU1	CDF1	1/21/21	DUP	trans-1,2-Dichloroethene	<	0.5		ug/L	
OU1	CDF1	1/21/21	DUP	trans-1,3-Dichloropropene	<	0.5		ug/L	

Attachment 1. Table 1. Groundwater analytical data, Site 300, 2021.

OU	Location	Date	Sample Type	Parameter	LOS Indicator	Result	Error	Units	QA Flag
OU1	CDF1	1/21/21	DUP	Trichloroethene	<	0.5		ug/L	
OU1	CDF1	1/21/21	DUP	Trichlorofluoromethane	<	0.5		ug/L	
OU1	CDF1	1/21/21	DUP	Trichlorotrifluoroethane	<	0.5		ug/L	
OU1	CDF1	1/21/21	DUP	Vinyl chloride	<	0.5		ug/L	
OU1	CDF1	1/21/21	DUP	HMX	<	1		ug/L	
OU1	CDF1	1/21/21	DUP	RDX	<	1		ug/L	
OU1	CDF1	1/21/21	DUP	Gross alpha	<	2	1.4	pCi/L	
OU1	CDF1	1/21/21	DUP	Gross beta		6.5	2.3	pCi/L	
OU1	CDF1	1/21/21	DUP	Tritium	<	100	27	pCi/L	
OU1	CDF1	1/21/21	DUP	Arsenic		0.004		mg/L	
OU1	CDF1	1/21/21	DUP	Barium	<	0.02		mg/L	
OU1	CDF1	1/21/21	DUP	Beryllium	<	0.0005		mg/L	
OU1	CDF1	1/21/21	DUP	Cadmium		0.001		mg/L	
OU1	CDF1	1/21/21	DUP	Cobalt	<	0.02		mg/L	
OU1	CDF1	1/21/21	DUP	Copper		0.01		mg/L	
OU1	CDF1	1/21/21	DUP	Lead	<	0.002		mg/L	
OU1	CDF1	1/21/21	DUP	Nickel	<	0.005		mg/L	
OU1	CDF1	1/21/21	DUP	Vanadium	<	0.02		mg/L	
OU1	CDF1	1/21/21	DUP	Zinc		0.4		mg/L	D
OU1	CDF1	2/24/21		1,1-Dichloroethane	<	0.5		ug/L	
OU1	CDF1	2/24/21		1,1-Dichloroethene	<	0.5		ug/L	
OU1	CDF1	2/24/21		1,1,1-Trichloroethane	<	0.5		ug/L	
OU1	CDF1	2/24/21		1,1,2-Trichloroethane	<	0.5		ug/L	
OU1	CDF1	2/24/21		1,1,2,2-Tetrachloroethane	<	0.5		ug/L	
OU1	CDF1	2/24/21		1,2-Dichlorobenzene	<	0.5		ug/L	
OU1	CDF1	2/24/21		1,2-Dichloroethane	<	0.5		ug/L	
OU1	CDF1	2/24/21		1,2-Dichloroethene (total)	<	1		ug/L	
OU1	CDF1	2/24/21		1,2-Dichloropropane	<	0.5		ug/L	
OU1	CDF1	2/24/21		1,3-Dichlorobenzene	<	0.5		ug/L	
OU1	CDF1	2/24/21		1,4-Dichlorobenzene	<	0.5		ug/L	
OU1	CDF1	2/24/21		2-Chloroethylvinylether	<	10		ug/L	
OU1	CDF1	2/24/21		Bromodichloromethane	<	0.5		ug/L	
OU1	CDF1	2/24/21		Bromoform	<	0.5		ug/L	
OU1	CDF1	2/24/21		Bromomethane	<	1		ug/L	
OU1	CDF1	2/24/21		Carbon tetrachloride	<	0.5		ug/L	
OU1	CDF1	2/24/21		Chlorobenzene	<	0.5		ug/L	
OU1	CDF1	2/24/21		Chloroethane	<	0.5		ug/L	
OU1	CDF1	2/24/21		Chloroform	<	0.5		ug/L	
OU1	CDF1	2/24/21		Chloromethane	<	0.5		ug/L	
OU1	CDF1	2/24/21		cis-1,2-Dichloroethene	<	0.5		ug/L	
OU1	CDF1	2/24/21		cis-1,3-Dichloropropene	<	0.5		ug/L	
OU1	CDF1	2/24/21		Dibromochloromethane	<	0.5		ug/L	
OU1	CDF1	2/24/21		Dichlorodifluoromethane	<	0.5		ug/L	
OU1	CDF1	2/24/21		Methylene chloride	<	1		ug/L	
OU1	CDF1	2/24/21		Tetrachloroethene	<	0.5		ug/L	
OU1	CDF1	2/24/21		trans-1,2-Dichloroethene	<	0.5		ug/L	
OU1	CDF1	2/24/21		trans-1,3-Dichloropropene	<	0.5		ug/L	
OU1	CDF1	2/24/21		Trichloroethene	<	0.5		ug/L	
OU1	CDF1	2/24/21		Trichlorofluoromethane	<	0.5		ug/L	
OU1	CDF1	2/24/21		Trichlorotrifluoroethane	<	0.5		ug/L	
OU1	CDF1	2/24/21		Vinyl chloride	<	0.5		ug/L	
OU1	CDF1	2/24/21		Field Oxidation Potential (Eh)		37		mVolts	
OU1	CDF1	2/24/21		Field pH		8.47		Units	
OU1	CDF1	2/24/21		Field Specific Conductance		1102		umhos/cm	
OU1	CDF1	2/24/21		Field Temperature		18.7		Degrees C	
OU1	CDF1	2/24/21	DUP	1,1-Dichloroethane	<	0.5		ug/L	
OU1	CDF1	2/24/21	DUP	1,1-Dichloroethene	<	0.5		ug/L	
OU1	CDF1	2/24/21	DUP	1,1,1-Trichloroethane	<	0.5		ug/L	
OU1	CDF1	2/24/21	DUP	1,1,2-Trichloroethane	<	0.5		ug/L	
OU1	CDF1	2/24/21	DUP	1,1,2,2-Tetrachloroethane	<	0.5		ug/L	
OU1	CDF1	2/24/21	DUP	1,2-Dichlorobenzene	<	0.5		ug/L	
OU1	CDF1	2/24/21	DUP	1,2-Dichloroethane	<	0.5		ug/L	
OU1	CDF1	2/24/21	DUP	1,2-Dichloroethene (total)	<	1		ug/L	
OU1	CDF1	2/24/21	DUP	1,2-Dichloropropane	<	0.5		ug/L	
OU1	CDF1	2/24/21	DUP	1,3-Dichlorobenzene	<	0.5		ug/L	
OU1	CDF1	2/24/21	DUP	1,4-Dichlorobenzene	<	0.5		ug/L	

Attachment 1. Table 1. Groundwater analytical data, Site 300, 2021.

OU	Location	Date	Sample Type	Parameter	LOS Indicator	Result	Error	Units	QA Flag
OU1	CDF1	2/24/21	DUP	2-Chloroethylvinylether	<	1		ug/L	
OU1	CDF1	2/24/21	DUP	Bromodichloromethane	<	0.5		ug/L	
OU1	CDF1	2/24/21	DUP	Bromoform	<	0.5		ug/L	
OU1	CDF1	2/24/21	DUP	Bromomethane	<	0.5		ug/L	
OU1	CDF1	2/24/21	DUP	Carbon tetrachloride	<	0.5		ug/L	
OU1	CDF1	2/24/21	DUP	Chlorobenzene	<	0.5		ug/L	
OU1	CDF1	2/24/21	DUP	Chloroethane	<	0.5		ug/L	
OU1	CDF1	2/24/21	DUP	Chloroform	<	0.5		ug/L	
OU1	CDF1	2/24/21	DUP	Chloromethane	<	0.5		ug/L	
OU1	CDF1	2/24/21	DUP	cis-1,2-Dichloroethene	<	0.5		ug/L	
OU1	CDF1	2/24/21	DUP	cis-1,3-Dichloropropene	<	0.5		ug/L	
OU1	CDF1	2/24/21	DUP	Dibromochloromethane	<	0.5		ug/L	
OU1	CDF1	2/24/21	DUP	Dichlorodifluoromethane	<	0.5		ug/L	
OU1	CDF1	2/24/21	DUP	Methylene chloride	<	0.5		ug/L	
OU1	CDF1	2/24/21	DUP	Tetrachloroethene	<	0.5		ug/L	
OU1	CDF1	2/24/21	DUP	trans-1,2-Dichloroethene	<	0.5		ug/L	
OU1	CDF1	2/24/21	DUP	trans-1,3-Dichloropropene	<	0.5		ug/L	
OU1	CDF1	2/24/21	DUP	Trichloroethene	<	0.5		ug/L	
OU1	CDF1	2/24/21	DUP	Trichlorofluoromethane	<	0.5		ug/L	
OU1	CDF1	2/24/21	DUP	Trichlorotrifluoroethane	<	0.5		ug/L	
OU1	CDF1	2/24/21	DUP	Vinyl chloride	<	0.5		ug/L	
OU1	CDF1	3/17/21		1,1-Dichloroethane	<	0.5		ug/L	
OU1	CDF1	3/17/21		1,1-Dichloroethene	<	0.5		ug/L	
OU1	CDF1	3/17/21		1,1,1-Trichloroethane	<	0.5		ug/L	
OU1	CDF1	3/17/21		1,1,2-Trichloroethane	<	0.5		ug/L	
OU1	CDF1	3/17/21		1,1,2,2-Tetrachloroethane	<	0.5		ug/L	
OU1	CDF1	3/17/21		1,2-Dichlorobenzene	<	0.5		ug/L	
OU1	CDF1	3/17/21		1,2-Dichloroethane	<	0.5		ug/L	
OU1	CDF1	3/17/21		1,2-Dichloroethene (total)	<	1		ug/L	
OU1	CDF1	3/17/21		1,2-Dichloropropane	<	0.5		ug/L	
OU1	CDF1	3/17/21		1,3-Dichlorobenzene	<	0.5		ug/L	
OU1	CDF1	3/17/21		1,4-Dichlorobenzene	<	0.5		ug/L	
OU1	CDF1	3/17/21		2-Chloroethylvinylether	<	10		ug/L	
OU1	CDF1	3/17/21		Bromodichloromethane	<	0.5		ug/L	
OU1	CDF1	3/17/21		Bromoform	<	0.5		ug/L	
OU1	CDF1	3/17/21		Bromomethane	<	1		ug/L	
OU1	CDF1	3/17/21		Carbon tetrachloride	<	0.5		ug/L	
OU1	CDF1	3/17/21		Chlorobenzene	<	0.5		ug/L	
OU1	CDF1	3/17/21		Chloroethane	<	0.5		ug/L	
OU1	CDF1	3/17/21		Chloroform	<	0.5		ug/L	
OU1	CDF1	3/17/21		Chloromethane	<	0.5		ug/L	
OU1	CDF1	3/17/21		cis-1,2-Dichloroethene	<	0.5		ug/L	
OU1	CDF1	3/17/21		cis-1,3-Dichloropropene	<	0.5		ug/L	
OU1	CDF1	3/17/21		Dibromochloromethane	<	0.5		ug/L	
OU1	CDF1	3/17/21		Dichlorodifluoromethane	<	0.5		ug/L	
OU1	CDF1	3/17/21		Methylene chloride	<	1		ug/L	
OU1	CDF1	3/17/21		Tetrachloroethene	<	0.5		ug/L	
OU1	CDF1	3/17/21		trans-1,2-Dichloroethene	<	0.5		ug/L	
OU1	CDF1	3/17/21		trans-1,3-Dichloropropene	<	0.5		ug/L	
OU1	CDF1	3/17/21		Trichloroethene	<	0.5		ug/L	
OU1	CDF1	3/17/21		Trichlorofluoromethane	<	0.5		ug/L	
OU1	CDF1	3/17/21		Trichlorotrifluoroethane	<	0.5		ug/L	
OU1	CDF1	3/17/21		Vinyl chloride	<	0.5		ug/L	
OU1	CDF1	3/17/21	DUP	1,1-Dichloroethane	<	0.5		ug/L	
OU1	CDF1	3/17/21	DUP	1,1-Dichloroethene	<	0.5		ug/L	
OU1	CDF1	3/17/21	DUP	1,1,1-Trichloroethane	<	0.5		ug/L	
OU1	CDF1	3/17/21	DUP	1,1,2-Trichloroethane	<	0.5		ug/L	
OU1	CDF1	3/17/21	DUP	1,1,2,2-Tetrachloroethane	<	0.5		ug/L	
OU1	CDF1	3/17/21	DUP	1,2-Dichlorobenzene	<	0.5		ug/L	
OU1	CDF1	3/17/21	DUP	1,2-Dichloroethane	<	0.5		ug/L	
OU1	CDF1	3/17/21	DUP	1,2-Dichloroethene (total)	<	1		ug/L	
OU1	CDF1	3/17/21	DUP	1,2-Dichloropropane	<	0.5		ug/L	
OU1	CDF1	3/17/21	DUP	1,3-Dichlorobenzene	<	0.5		ug/L	
OU1	CDF1	3/17/21	DUP	1,4-Dichlorobenzene	<	0.5		ug/L	
OU1	CDF1	3/17/21	DUP	2-Chloroethylvinylether	<	1		ug/L	
OU1	CDF1	3/17/21	DUP	Bromodichloromethane	<	0.5		ug/L	

Attachment 1. Table 1. Groundwater analytical data, Site 300, 2021.

OU	Location	Date	Sample Type	Parameter	LOS Indicator	Result	Error	Units	QA Flag
OU1	CDF1	3/17/21	DUP	Bromoform	<	0.5		ug/L	
OU1	CDF1	3/17/21	DUP	Bromomethane	<	0.5		ug/L	
OU1	CDF1	3/17/21	DUP	Carbon tetrachloride	<	0.5		ug/L	
OU1	CDF1	3/17/21	DUP	Chlorobenzene	<	0.5		ug/L	
OU1	CDF1	3/17/21	DUP	Chloroethane	<	0.5		ug/L	
OU1	CDF1	3/17/21	DUP	Chloroform	<	0.5		ug/L	
OU1	CDF1	3/17/21	DUP	Chloromethane	<	0.5		ug/L	
OU1	CDF1	3/17/21	DUP	cis-1,2-Dichloroethene	<	0.5		ug/L	
OU1	CDF1	3/17/21	DUP	cis-1,3-Dichloropropene	<	0.5		ug/L	
OU1	CDF1	3/17/21	DUP	Dibromochloromethane	<	0.5		ug/L	
OU1	CDF1	3/17/21	DUP	Dichlorodifluoromethane	<	0.5		ug/L	
OU1	CDF1	3/17/21	DUP	Methylene chloride	<	0.5		ug/L	
OU1	CDF1	3/17/21	DUP	Tetrachloroethene	<	0.5		ug/L	
OU1	CDF1	3/17/21	DUP	trans-1,2-Dichloroethene	<	0.5		ug/L	
OU1	CDF1	3/17/21	DUP	trans-1,3-Dichloropropene	<	0.5		ug/L	
OU1	CDF1	3/17/21	DUP	Trichloroethene	<	0.5		ug/L	
OU1	CDF1	3/17/21	DUP	Trichlorofluoromethane	<	0.5		ug/L	
OU1	CDF1	3/17/21	DUP	Trichlorotrifluoroethane	<	0.5		ug/L	
OU1	CDF1	3/17/21	DUP	Vinyl chloride	<	0.5		ug/L	
OU1	CDF1	4/22/21		1,1-Dichloroethane	<	0.5		ug/L	
OU1	CDF1	4/22/21		1,1-Dichloroethene	<	0.5		ug/L	
OU1	CDF1	4/22/21		1,1,1-Trichloroethane	<	0.5		ug/L	
OU1	CDF1	4/22/21		1,1,2-Trichloroethane	<	0.5		ug/L	
OU1	CDF1	4/22/21		1,1,2,2-Tetrachloroethane	<	0.5		ug/L	
OU1	CDF1	4/22/21		1,2-Dichlorobenzene	<	0.5		ug/L	
OU1	CDF1	4/22/21		1,2-Dichloroethane	<	0.5		ug/L	
OU1	CDF1	4/22/21		1,2-Dichloroethene (total)	<	1		ug/L	
OU1	CDF1	4/22/21		1,2-Dichloropropane	<	0.5		ug/L	
OU1	CDF1	4/22/21		1,3-Dichlorobenzene	<	0.5		ug/L	
OU1	CDF1	4/22/21		1,4-Dichlorobenzene	<	0.5		ug/L	
OU1	CDF1	4/22/21		2-Chloroethylvinylether	<	10		ug/L	
OU1	CDF1	4/22/21		Bromodichloromethane	<	0.5		ug/L	
OU1	CDF1	4/22/21		Bromoform	<	0.5		ug/L	
OU1	CDF1	4/22/21		Bromomethane	<	1		ug/L	
OU1	CDF1	4/22/21		Carbon tetrachloride	<	0.5		ug/L	
OU1	CDF1	4/22/21		Chlorobenzene	<	0.5		ug/L	
OU1	CDF1	4/22/21		Chloroethane	<	0.5		ug/L	
OU1	CDF1	4/22/21		Chloroform	<	0.5		ug/L	
OU1	CDF1	4/22/21		Chloromethane	<	0.5		ug/L	
OU1	CDF1	4/22/21		cis-1,2-Dichloroethene	<	0.5		ug/L	
OU1	CDF1	4/22/21		cis-1,3-Dichloropropene	<	0.5		ug/L	
OU1	CDF1	4/22/21		Dibromochloromethane	<	0.5		ug/L	
OU1	CDF1	4/22/21		Dichlorodifluoromethane	<	0.5		ug/L	
OU1	CDF1	4/22/21		Methylene chloride	<	1		ug/L	
OU1	CDF1	4/22/21		Tetrachloroethene	<	0.5		ug/L	
OU1	CDF1	4/22/21		trans-1,2-Dichloroethene	<	0.5		ug/L	
OU1	CDF1	4/22/21		trans-1,3-Dichloropropene	<	0.5		ug/L	
OU1	CDF1	4/22/21		Trichloroethene	<	0.5		ug/L	
OU1	CDF1	4/22/21		Trichlorofluoromethane	<	0.5		ug/L	
OU1	CDF1	4/22/21		Trichlorotrifluoroethane	<	0.5		ug/L	
OU1	CDF1	4/22/21		Vinyl chloride	<	0.5		ug/L	
OU1	CDF1	4/22/21		Field Oxidation Potential (Eh)		157		mVolts	
OU1	CDF1	4/22/21		Field pH		7.7		Units	
OU1	CDF1	4/22/21		Field Specific Conductance		1154		umhos/cm	
OU1	CDF1	4/22/21		Field Temperature		22.1		Degrees C	
OU1	CDF1	4/22/21	DUP	1,1-Dichloroethane	<	0.5		ug/L	
OU1	CDF1	4/22/21	DUP	1,1-Dichloroethene	<	0.5		ug/L	
OU1	CDF1	4/22/21	DUP	1,1,1-Trichloroethane	<	0.5		ug/L	
OU1	CDF1	4/22/21	DUP	1,1,2-Trichloroethane	<	0.5		ug/L	
OU1	CDF1	4/22/21	DUP	1,1,2,2-Tetrachloroethane	<	0.5		ug/L	
OU1	CDF1	4/22/21	DUP	1,2-Dichlorobenzene	<	0.5		ug/L	
OU1	CDF1	4/22/21	DUP	1,2-Dichloroethane	<	0.5		ug/L	
OU1	CDF1	4/22/21	DUP	1,2-Dichloroethene (total)	<	1		ug/L	
OU1	CDF1	4/22/21	DUP	1,2-Dichloropropane	<	0.5		ug/L	
OU1	CDF1	4/22/21	DUP	1,3-Dichlorobenzene	<	0.5		ug/L	
OU1	CDF1	4/22/21	DUP	1,4-Dichlorobenzene	<	0.5		ug/L	

Attachment 1. Table 1. Groundwater analytical data, Site 300, 2021.

OU	Location	Date	Sample Type	Parameter	LOS Indicator	Result	Error	Units	QA Flag
OU1	CDF1	4/22/21	DUP	2-Chloroethylvinylether	<	1		ug/L	
OU1	CDF1	4/22/21	DUP	Bromodichloromethane	<	0.5		ug/L	
OU1	CDF1	4/22/21	DUP	Bromoform	<	0.5		ug/L	
OU1	CDF1	4/22/21	DUP	Bromomethane	<	0.5		ug/L	
OU1	CDF1	4/22/21	DUP	Carbon tetrachloride	<	0.5		ug/L	
OU1	CDF1	4/22/21	DUP	Chlorobenzene	<	0.5		ug/L	
OU1	CDF1	4/22/21	DUP	Chloroethane	<	0.5		ug/L	
OU1	CDF1	4/22/21	DUP	Chloroform	<	0.5		ug/L	
OU1	CDF1	4/22/21	DUP	Chloromethane	<	0.5		ug/L	
OU1	CDF1	4/22/21	DUP	cis-1,2-Dichloroethene	<	0.5		ug/L	
OU1	CDF1	4/22/21	DUP	cis-1,3-Dichloropropene	<	0.5		ug/L	
OU1	CDF1	4/22/21	DUP	Dibromochloromethane	<	0.5		ug/L	
OU1	CDF1	4/22/21	DUP	Dichlorodifluoromethane	<	0.5		ug/L	
OU1	CDF1	4/22/21	DUP	Methylene chloride	<	0.5		ug/L	
OU1	CDF1	4/22/21	DUP	Tetrachloroethene	<	0.5		ug/L	
OU1	CDF1	4/22/21	DUP	trans-1,2-Dichloroethene	<	0.5		ug/L	
OU1	CDF1	4/22/21	DUP	trans-1,3-Dichloropropene	<	0.5		ug/L	
OU1	CDF1	4/22/21	DUP	Trichloroethene	<	0.5		ug/L	
OU1	CDF1	4/22/21	DUP	Trichlorofluoromethane	<	0.5		ug/L	
OU1	CDF1	4/22/21	DUP	Trichlorotrifluoroethane	<	0.5		ug/L	
OU1	CDF1	4/22/21	DUP	Vinyl chloride	<	0.5		ug/L	
OU1	CDF1	5/20/21		1,1-Dichloroethane	<	0.5		ug/L	
OU1	CDF1	5/20/21		1,1-Dichloroethene	<	0.5		ug/L	
OU1	CDF1	5/20/21		1,1,1-Trichloroethane	<	0.5		ug/L	
OU1	CDF1	5/20/21		1,1,2-Trichloroethane	<	0.5		ug/L	
OU1	CDF1	5/20/21		1,1,2,2-Tetrachloroethane	<	0.5		ug/L	
OU1	CDF1	5/20/21		1,2-Dichlorobenzene	<	0.5		ug/L	
OU1	CDF1	5/20/21		1,2-Dichloroethane	<	0.5		ug/L	
OU1	CDF1	5/20/21		1,2-Dichloroethene (total)	<	1		ug/L	
OU1	CDF1	5/20/21		1,2-Dichloropropane	<	0.5		ug/L	
OU1	CDF1	5/20/21		1,3-Dichlorobenzene	<	0.5		ug/L	
OU1	CDF1	5/20/21		1,4-Dichlorobenzene	<	0.5		ug/L	
OU1	CDF1	5/20/21		2-Chloroethylvinylether	<	10		ug/L	
OU1	CDF1	5/20/21		Bromodichloromethane	<	0.5		ug/L	
OU1	CDF1	5/20/21		Bromoform	<	0.5		ug/L	
OU1	CDF1	5/20/21		Bromomethane	<	1		ug/L	
OU1	CDF1	5/20/21		Carbon tetrachloride	<	0.5		ug/L	
OU1	CDF1	5/20/21		Chlorobenzene	<	0.5		ug/L	
OU1	CDF1	5/20/21		Chloroethane	<	0.5		ug/L	
OU1	CDF1	5/20/21		Chloroform	<	0.5		ug/L	
OU1	CDF1	5/20/21		Chloromethane	<	0.5		ug/L	
OU1	CDF1	5/20/21		cis-1,2-Dichloroethene	<	0.5		ug/L	
OU1	CDF1	5/20/21		cis-1,3-Dichloropropene	<	0.5		ug/L	
OU1	CDF1	5/20/21		Dibromochloromethane	<	0.5		ug/L	
OU1	CDF1	5/20/21		Dichlorodifluoromethane	<	0.5		ug/L	
OU1	CDF1	5/20/21		Methylene chloride	<	1		ug/L	
OU1	CDF1	5/20/21		Tetrachloroethene	<	0.5		ug/L	
OU1	CDF1	5/20/21		trans-1,2-Dichloroethene	<	0.5		ug/L	
OU1	CDF1	5/20/21		trans-1,3-Dichloropropene	<	0.5		ug/L	
OU1	CDF1	5/20/21		Trichloroethene	<	0.5		ug/L	
OU1	CDF1	5/20/21		Trichlorofluoromethane	<	0.5		ug/L	
OU1	CDF1	5/20/21		Trichlorotrifluoroethane	<	0.5		ug/L	
OU1	CDF1	5/20/21		Vinyl chloride	<	0.5		ug/L	
OU1	CDF1	5/20/21		Field Oxidation Potential (Eh)		91		mVolts	
OU1	CDF1	5/20/21		Field pH		7.75		Units	
OU1	CDF1	5/20/21		Field Specific Conductance		1295		umhos/cm	
OU1	CDF1	5/20/21		Field Temperature		20.1		Degrees C	
OU1	CDF1	5/20/21	DUP	1,1-Dichloroethane	<	0.5		ug/L	
OU1	CDF1	5/20/21	DUP	1,1-Dichloroethene	<	0.5		ug/L	
OU1	CDF1	5/20/21	DUP	1,1,1-Trichloroethane	<	0.5		ug/L	
OU1	CDF1	5/20/21	DUP	1,1,2-Trichloroethane	<	0.5		ug/L	
OU1	CDF1	5/20/21	DUP	1,1,2,2-Tetrachloroethane	<	0.5		ug/L	
OU1	CDF1	5/20/21	DUP	1,2-Dichlorobenzene	<	0.5		ug/L	
OU1	CDF1	5/20/21	DUP	1,2-Dichloroethane	<	0.5		ug/L	
OU1	CDF1	5/20/21	DUP	1,2-Dichloroethene (total)	<	1		ug/L	
OU1	CDF1	5/20/21	DUP	1,2-Dichloropropane	<	0.5		ug/L	

Attachment 1. Table 1. Groundwater analytical data, Site 300, 2021.

OU	Location	Date	Sample Type	Parameter	LOS Indicator	Result	Error	Units	QA Flag
OU1	CDF1	5/20/21	DUP	1,3-Dichlorobenzene	<	0.5		ug/L	
OU1	CDF1	5/20/21	DUP	1,4-Dichlorobenzene	<	0.5		ug/L	
OU1	CDF1	5/20/21	DUP	2-Chloroethylvinylether	<	1		ug/L	
OU1	CDF1	5/20/21	DUP	Bromodichloromethane	<	0.5		ug/L	
OU1	CDF1	5/20/21	DUP	Bromoform	<	0.5		ug/L	
OU1	CDF1	5/20/21	DUP	Bromomethane	<	0.5		ug/L	
OU1	CDF1	5/20/21	DUP	Carbon tetrachloride	<	0.5		ug/L	
OU1	CDF1	5/20/21	DUP	Chlorobenzene	<	0.5		ug/L	
OU1	CDF1	5/20/21	DUP	Chloroethane	<	0.5		ug/L	
OU1	CDF1	5/20/21	DUP	Chloroform	<	0.5		ug/L	
OU1	CDF1	5/20/21	DUP	Chloromethane	<	0.5		ug/L	
OU1	CDF1	5/20/21	DUP	cis-1,2-Dichloroethene	<	0.5		ug/L	
OU1	CDF1	5/20/21	DUP	cis-1,3-Dichloropropene	<	0.5		ug/L	
OU1	CDF1	5/20/21	DUP	Dibromochloromethane	<	0.5		ug/L	
OU1	CDF1	5/20/21	DUP	Dichlorodifluoromethane	<	0.5		ug/L	L
OU1	CDF1	5/20/21	DUP	Methylene chloride	<	0.5		ug/L	
OU1	CDF1	5/20/21	DUP	Tetrachloroethene	<	0.5		ug/L	
OU1	CDF1	5/20/21	DUP	trans-1,2-Dichloroethene	<	0.5		ug/L	
OU1	CDF1	5/20/21	DUP	trans-1,3-Dichloropropene	<	0.5		ug/L	
OU1	CDF1	5/20/21	DUP	Trichloroethene	<	0.5		ug/L	
OU1	CDF1	5/20/21	DUP	Trichlorofluoromethane	<	0.5		ug/L	
OU1	CDF1	5/20/21	DUP	Trichlorotrifluoroethane	<	0.5		ug/L	
OU1	CDF1	5/20/21	DUP	Vinyl chloride	<	0.5		ug/L	
OU1	CDF1	6/15/21		1,1-Dichloroethane	<	0.5		ug/L	
OU1	CDF1	6/15/21		1,1-Dichloroethene	<	0.5		ug/L	
OU1	CDF1	6/15/21		1,1,1-Trichloroethane	<	0.5		ug/L	
OU1	CDF1	6/15/21		1,1,2-Trichloroethane	<	0.5		ug/L	
OU1	CDF1	6/15/21		1,1,2,2-Tetrachloroethane	<	0.5		ug/L	
OU1	CDF1	6/15/21		1,2-Dichlorobenzene	<	0.5		ug/L	
OU1	CDF1	6/15/21		1,2-Dichloroethane	<	0.5		ug/L	
OU1	CDF1	6/15/21		1,2-Dichloroethene (total)	<	1		ug/L	
OU1	CDF1	6/15/21		1,2-Dichloropropane	<	0.5		ug/L	
OU1	CDF1	6/15/21		1,3-Dichlorobenzene	<	0.5		ug/L	
OU1	CDF1	6/15/21		1,4-Dichlorobenzene	<	0.5		ug/L	
OU1	CDF1	6/15/21		2-Chloroethylvinylether	<	10		ug/L	
OU1	CDF1	6/15/21		Bromodichloromethane	<	0.5		ug/L	
OU1	CDF1	6/15/21		Bromoform	<	0.5		ug/L	
OU1	CDF1	6/15/21		Bromomethane	<	1		ug/L	
OU1	CDF1	6/15/21		Carbon tetrachloride	<	0.5		ug/L	
OU1	CDF1	6/15/21		Chlorobenzene	<	0.5		ug/L	
OU1	CDF1	6/15/21		Chloroethane	<	0.5		ug/L	
OU1	CDF1	6/15/21		Chloroform	<	0.5		ug/L	
OU1	CDF1	6/15/21		Chloromethane	<	0.5		ug/L	
OU1	CDF1	6/15/21		cis-1,2-Dichloroethene	<	0.5		ug/L	
OU1	CDF1	6/15/21		cis-1,3-Dichloropropene	<	0.5		ug/L	
OU1	CDF1	6/15/21		Dibromochloromethane	<	0.5		ug/L	
OU1	CDF1	6/15/21		Dichlorodifluoromethane	<	0.5		ug/L	
OU1	CDF1	6/15/21		Methylene chloride	<	1		ug/L	
OU1	CDF1	6/15/21		Tetrachloroethene	<	0.5		ug/L	
OU1	CDF1	6/15/21		trans-1,2-Dichloroethene	<	0.5		ug/L	
OU1	CDF1	6/15/21		trans-1,3-Dichloropropene	<	0.5		ug/L	
OU1	CDF1	6/15/21		Trichloroethene	<	0.5		ug/L	
OU1	CDF1	6/15/21		Trichlorofluoromethane	<	0.5		ug/L	
OU1	CDF1	6/15/21		Trichlorotrifluoroethane	<	0.5		ug/L	
OU1	CDF1	6/15/21		Vinyl chloride	<	0.5		ug/L	
OU1	CDF1	6/15/21		Field Oxidation Potential (Eh)		62		mVolts	
OU1	CDF1	6/15/21		Field pH		7.72		Units	
OU1	CDF1	6/15/21		Field Specific Conductance		1082		umhos/cm	
OU1	CDF1	6/15/21		Field Temperature		22.9		Degrees C	
OU1	CDF1	6/15/21	DUP	1,1-Dichloroethane	<	0.5		ug/L	
OU1	CDF1	6/15/21	DUP	1,1-Dichloroethene	<	0.5		ug/L	
OU1	CDF1	6/15/21	DUP	1,1,1-Trichloroethane	<	0.5		ug/L	
OU1	CDF1	6/15/21	DUP	1,1,2-Trichloroethane	<	0.5		ug/L	
OU1	CDF1	6/15/21	DUP	1,1,2,2-Tetrachloroethane	<	0.5		ug/L	
OU1	CDF1	6/15/21	DUP	1,2-Dichlorobenzene	<	0.5		ug/L	
OU1	CDF1	6/15/21	DUP	1,2-Dichloroethane	<	0.5		ug/L	

Attachment 1. Table 1. Groundwater analytical data, Site 300, 2021.

OU	Location	Date	Sample Type	Parameter	LOS Indicator	Result	Error	Units	QA Flag
OU1	CDF1	6/15/21	DUP	1,2-Dichloroethene (total)	<	1		ug/L	
OU1	CDF1	6/15/21	DUP	1,2-Dichloropropane	<	0.5		ug/L	
OU1	CDF1	6/15/21	DUP	1,3-Dichlorobenzene	<	0.5		ug/L	
OU1	CDF1	6/15/21	DUP	1,4-Dichlorobenzene	<	0.5		ug/L	
OU1	CDF1	6/15/21	DUP	2-Chloroethylvinylether	<	1		ug/L	
OU1	CDF1	6/15/21	DUP	Bromodichloromethane	<	0.5		ug/L	
OU1	CDF1	6/15/21	DUP	Bromoform	<	0.5		ug/L	
OU1	CDF1	6/15/21	DUP	Bromomethane	<	0.5		ug/L	
OU1	CDF1	6/15/21	DUP	Carbon tetrachloride	<	0.5		ug/L	
OU1	CDF1	6/15/21	DUP	Chlorobenzene	<	0.5		ug/L	
OU1	CDF1	6/15/21	DUP	Chloroethane	<	0.5		ug/L	
OU1	CDF1	6/15/21	DUP	Chloroform	<	0.5		ug/L	
OU1	CDF1	6/15/21	DUP	Chloromethane	<	0.5		ug/L	
OU1	CDF1	6/15/21	DUP	cis-1,2-Dichloroethene	<	0.5		ug/L	
OU1	CDF1	6/15/21	DUP	cis-1,3-Dichloropropene	<	0.5		ug/L	
OU1	CDF1	6/15/21	DUP	Dibromochloromethane	<	0.5		ug/L	
OU1	CDF1	6/15/21	DUP	Dichlorodifluoromethane	<	0.5		ug/L	
OU1	CDF1	6/15/21	DUP	Methylene chloride	<	0.5		ug/L	
OU1	CDF1	6/15/21	DUP	Tetrachloroethene	<	0.5		ug/L	
OU1	CDF1	6/15/21	DUP	trans-1,2-Dichloroethene	<	0.5		ug/L	
OU1	CDF1	6/15/21	DUP	trans-1,3-Dichloropropene	<	0.5		ug/L	
OU1	CDF1	6/15/21	DUP	Trichloroethene	<	0.5		ug/L	
OU1	CDF1	6/15/21	DUP	Trichlorofluoromethane	<	0.5		ug/L	
OU1	CDF1	6/15/21	DUP	Trichlorotrifluoroethane	<	0.5		ug/L	
OU1	CDF1	6/15/21	DUP	Vinyl chloride	<	0.5		ug/L	
OU1	CDF1	7/28/21		1,1-Dichloroethane	<	0.5		ug/L	
OU1	CDF1	7/28/21		1,1-Dichloroethene	<	0.5		ug/L	
OU1	CDF1	7/28/21		1,1,1-Trichloroethane	<	0.5		ug/L	
OU1	CDF1	7/28/21		1,1,2-Trichloroethane	<	0.5		ug/L	
OU1	CDF1	7/28/21		1,1,2,2-Tetrachloroethane	<	0.5		ug/L	
OU1	CDF1	7/28/21		1,2-Dichlorobenzene	<	0.5		ug/L	
OU1	CDF1	7/28/21		1,2-Dichloroethane	<	0.5		ug/L	
OU1	CDF1	7/28/21		1,2-Dichloroethene (total)	<	1		ug/L	
OU1	CDF1	7/28/21		1,2-Dichloropropane	<	0.5		ug/L	
OU1	CDF1	7/28/21		1,3-Dichlorobenzene	<	0.5		ug/L	
OU1	CDF1	7/28/21		1,4-Dichlorobenzene	<	0.5		ug/L	
OU1	CDF1	7/28/21		2-Chloroethylvinylether	<	10		ug/L	
OU1	CDF1	7/28/21		Bromodichloromethane	<	0.5		ug/L	
OU1	CDF1	7/28/21		Bromoform	<	0.5		ug/L	
OU1	CDF1	7/28/21		Bromomethane	<	1		ug/L	
OU1	CDF1	7/28/21		Carbon tetrachloride	<	0.5		ug/L	
OU1	CDF1	7/28/21		Chlorobenzene	<	0.5		ug/L	
OU1	CDF1	7/28/21		Chloroethane	<	0.5		ug/L	
OU1	CDF1	7/28/21		Chloroform	<	0.5		ug/L	
OU1	CDF1	7/28/21		Chloromethane	<	0.5		ug/L	
OU1	CDF1	7/28/21		cis-1,2-Dichloroethene	<	0.5		ug/L	
OU1	CDF1	7/28/21		cis-1,3-Dichloropropene	<	0.5		ug/L	
OU1	CDF1	7/28/21		Dibromochloromethane	<	0.5		ug/L	
OU1	CDF1	7/28/21		Dichlorodifluoromethane	<	0.5		ug/L	
OU1	CDF1	7/28/21		Methylene chloride	<	1		ug/L	
OU1	CDF1	7/28/21		Tetrachloroethene	<	0.5		ug/L	
OU1	CDF1	7/28/21		trans-1,2-Dichloroethene	<	0.5		ug/L	
OU1	CDF1	7/28/21		trans-1,3-Dichloropropene	<	0.5		ug/L	
OU1	CDF1	7/28/21		Trichloroethene	<	0.5		ug/L	
OU1	CDF1	7/28/21		Trichlorofluoromethane	<	0.5		ug/L	
OU1	CDF1	7/28/21		Trichlorotrifluoroethane	<	0.5		ug/L	
OU1	CDF1	7/28/21		Vinyl chloride	<	0.5		ug/L	
OU1	CDF1	7/28/21		Field Oxidation Potential (Eh)		33		mVolts	
OU1	CDF1	7/28/21		Field pH		8.24		Units	
OU1	CDF1	7/28/21		Field Specific Conductance		1488		umhos/cm	
OU1	CDF1	7/28/21		Field Temperature		24.3		Degrees C	
OU1	CDF1	7/28/21	DUP	1,1-Dichloroethane	<	0.5		ug/L	
OU1	CDF1	7/28/21	DUP	1,1-Dichloroethene	<	0.5		ug/L	
OU1	CDF1	7/28/21	DUP	1,1,1-Trichloroethane	<	0.5		ug/L	
OU1	CDF1	7/28/21	DUP	1,1,2-Trichloroethane	<	0.5		ug/L	
OU1	CDF1	7/28/21	DUP	1,1,2,2-Tetrachloroethane	<	0.5		ug/L	

Attachment 1. Table 1. Groundwater analytical data, Site 300, 2021.

OU	Location	Date	Sample Type	Parameter	LOS Indicator	Result	Error	Units	QA Flag
OU1	CDF1	7/28/21	DUP	1,2-Dichlorobenzene	<	0.5		ug/L	
OU1	CDF1	7/28/21	DUP	1,2-Dichloroethane	<	0.5		ug/L	O
OU1	CDF1	7/28/21	DUP	1,2-Dichloroethene (total)	<	1		ug/L	
OU1	CDF1	7/28/21	DUP	1,2-Dichloropropane	<	0.5		ug/L	
OU1	CDF1	7/28/21	DUP	1,3-Dichlorobenzene	<	0.5		ug/L	
OU1	CDF1	7/28/21	DUP	1,4-Dichlorobenzene	<	0.5		ug/L	
OU1	CDF1	7/28/21	DUP	2-Chloroethylvinylether	<	1		ug/L	
OU1	CDF1	7/28/21	DUP	Bromodichloromethane	<	0.5		ug/L	
OU1	CDF1	7/28/21	DUP	Bromoform	<	0.5		ug/L	
OU1	CDF1	7/28/21	DUP	Bromomethane	<	0.5		ug/L	
OU1	CDF1	7/28/21	DUP	Carbon tetrachloride	<	0.5		ug/L	
OU1	CDF1	7/28/21	DUP	Chlorobenzene	<	0.5		ug/L	
OU1	CDF1	7/28/21	DUP	Chloroethane	<	0.5		ug/L	
OU1	CDF1	7/28/21	DUP	Chloroform	<	0.5		ug/L	
OU1	CDF1	7/28/21	DUP	Chloromethane	<	0.5		ug/L	
OU1	CDF1	7/28/21	DUP	cis-1,2-Dichloroethene	<	0.5		ug/L	
OU1	CDF1	7/28/21	DUP	cis-1,3-Dichloropropene	<	0.5		ug/L	
OU1	CDF1	7/28/21	DUP	Dibromochloromethane	<	0.5		ug/L	
OU1	CDF1	7/28/21	DUP	Dichlorodifluoromethane	<	0.5		ug/L	
OU1	CDF1	7/28/21	DUP	Methylene chloride	<	0.5		ug/L	
OU1	CDF1	7/28/21	DUP	Tetrachloroethene	<	0.5		ug/L	
OU1	CDF1	7/28/21	DUP	trans-1,2-Dichloroethene	<	0.5		ug/L	
OU1	CDF1	7/28/21	DUP	trans-1,3-Dichloropropene	<	0.5		ug/L	
OU1	CDF1	7/28/21	DUP	Trichloroethene	<	0.5		ug/L	
OU1	CDF1	7/28/21	DUP	Trichlorofluoromethane	<	0.5		ug/L	
OU1	CDF1	7/28/21	DUP	Trichlorotrifluoroethane	<	0.5		ug/L	
OU1	CDF1	7/28/21	DUP	Vinyl chloride	<	0.5		ug/L	
OU1	CDF1	8/25/21		1,1-Dichloroethane	<	0.5		ug/L	
OU1	CDF1	8/25/21		1,1-Dichloroethene	<	0.5		ug/L	
OU1	CDF1	8/25/21		1,1,1-Trichloroethane	<	0.5		ug/L	
OU1	CDF1	8/25/21		1,1,2-Trichloroethane	<	0.5		ug/L	
OU1	CDF1	8/25/21		1,1,2,2-Tetrachloroethane	<	0.5		ug/L	
OU1	CDF1	8/25/21		1,2-Dichlorobenzene	<	0.5		ug/L	
OU1	CDF1	8/25/21		1,2-Dichloroethane	<	0.5		ug/L	
OU1	CDF1	8/25/21		1,2-Dichloroethene (total)	<	1		ug/L	
OU1	CDF1	8/25/21		1,2-Dichloropropane	<	0.5		ug/L	
OU1	CDF1	8/25/21		1,3-Dichlorobenzene	<	0.5		ug/L	
OU1	CDF1	8/25/21		1,4-Dichlorobenzene	<	0.5		ug/L	
OU1	CDF1	8/25/21		2-Chloroethylvinylether	<	10		ug/L	
OU1	CDF1	8/25/21		Bromodichloromethane	<	0.5		ug/L	
OU1	CDF1	8/25/21		Bromoform	<	0.5		ug/L	
OU1	CDF1	8/25/21		Bromomethane	<	1		ug/L	
OU1	CDF1	8/25/21		Carbon tetrachloride	<	0.5		ug/L	
OU1	CDF1	8/25/21		Chlorobenzene	<	0.5		ug/L	
OU1	CDF1	8/25/21		Chloroethane	<	0.5		ug/L	
OU1	CDF1	8/25/21		Chloroform	<	0.5		ug/L	
OU1	CDF1	8/25/21		Chloromethane	<	0.5		ug/L	
OU1	CDF1	8/25/21		cis-1,2-Dichloroethene	<	0.5		ug/L	
OU1	CDF1	8/25/21		cis-1,3-Dichloropropene	<	0.5		ug/L	
OU1	CDF1	8/25/21		Dibromochloromethane	<	0.5		ug/L	
OU1	CDF1	8/25/21		Dichlorodifluoromethane	<	0.5		ug/L	
OU1	CDF1	8/25/21		Methylene chloride	<	1		ug/L	
OU1	CDF1	8/25/21		Tetrachloroethene	<	0.5		ug/L	
OU1	CDF1	8/25/21		trans-1,2-Dichloroethene	<	0.5		ug/L	
OU1	CDF1	8/25/21		trans-1,3-Dichloropropene	<	0.5		ug/L	
OU1	CDF1	8/25/21		Trichloroethene	<	0.5		ug/L	
OU1	CDF1	8/25/21		Trichlorofluoromethane	<	0.5		ug/L	
OU1	CDF1	8/25/21		Trichlorotrifluoroethane	<	0.5		ug/L	
OU1	CDF1	8/25/21		Vinyl chloride	<	0.5		ug/L	
OU1	CDF1	8/25/21		Field Oxidation Potential (Eh)		39		mVolts	
OU1	CDF1	8/25/21		Field pH		7.92		Units	
OU1	CDF1	8/25/21		Field Specific Conductance		1120		umhos/cm	
OU1	CDF1	8/25/21		Field Temperature		23.8		Degrees C	
OU1	CDF1	8/25/21	DUP	1,1-Dichloroethane	<	0.5		ug/L	
OU1	CDF1	8/25/21	DUP	1,1-Dichloroethene	<	0.5		ug/L	
OU1	CDF1	8/25/21	DUP	1,1,1-Trichloroethane	<	0.5		ug/L	

Attachment 1. Table 1. Groundwater analytical data, Site 300, 2021.

OU	Location	Date	Sample Type	Parameter	LOS Indicator	Result	Error	Units	QA Flag
OU1	CDF1	8/25/21	DUP	1,1,2-Trichloroethane	<	0.5		ug/L	
OU1	CDF1	8/25/21	DUP	1,1,2,2-Tetrachloroethane	<	0.5		ug/L	
OU1	CDF1	8/25/21	DUP	1,2-Dichlorobenzene	<	0.5		ug/L	
OU1	CDF1	8/25/21	DUP	1,2-Dichloroethane	<	0.5		ug/L	
OU1	CDF1	8/25/21	DUP	1,2-Dichloroethene (total)	<	1		ug/L	
OU1	CDF1	8/25/21	DUP	1,2-Dichloropropane	<	0.5		ug/L	
OU1	CDF1	8/25/21	DUP	1,3-Dichlorobenzene	<	0.5		ug/L	
OU1	CDF1	8/25/21	DUP	1,4-Dichlorobenzene	<	0.5		ug/L	
OU1	CDF1	8/25/21	DUP	2-Chloroethylvinylether	<	1		ug/L	
OU1	CDF1	8/25/21	DUP	Bromodichloromethane	<	0.5		ug/L	
OU1	CDF1	8/25/21	DUP	Bromoform	<	0.5		ug/L	
OU1	CDF1	8/25/21	DUP	Bromomethane	<	0.5		ug/L	
OU1	CDF1	8/25/21	DUP	Carbon tetrachloride	<	0.5		ug/L	
OU1	CDF1	8/25/21	DUP	Chlorobenzene	<	0.5		ug/L	
OU1	CDF1	8/25/21	DUP	Chloroethane	<	0.5		ug/L	
OU1	CDF1	8/25/21	DUP	Chloroform	<	0.5		ug/L	
OU1	CDF1	8/25/21	DUP	Chloromethane	<	0.5		ug/L	
OU1	CDF1	8/25/21	DUP	cis-1,2-Dichloroethene	<	0.5		ug/L	
OU1	CDF1	8/25/21	DUP	cis-1,3-Dichloropropene	<	0.5		ug/L	
OU1	CDF1	8/25/21	DUP	Dibromochloromethane	<	0.5		ug/L	
OU1	CDF1	8/25/21	DUP	Dichlorodifluoromethane	<	0.5		ug/L	
OU1	CDF1	8/25/21	DUP	Methylene chloride	<	0.5		ug/L	
OU1	CDF1	8/25/21	DUP	Tetrachloroethene	<	0.5		ug/L	
OU1	CDF1	8/25/21	DUP	trans-1,2-Dichloroethene	<	0.5		ug/L	
OU1	CDF1	8/25/21	DUP	trans-1,3-Dichloropropene	<	0.5		ug/L	
OU1	CDF1	8/25/21	DUP	Trichloroethene	<	0.5		ug/L	
OU1	CDF1	8/25/21	DUP	Trichlorofluoromethane	<	0.5		ug/L	
OU1	CDF1	8/25/21	DUP	Trichlorotrifluoroethane	<	0.5		ug/L	
OU1	CDF1	8/25/21	DUP	Vinyl chloride	<	0.5		ug/L	
OU1	CDF1	9/23/21		1,1-Dichloroethane	<	0.5		ug/L	
OU1	CDF1	9/23/21		1,1-Dichloroethene	<	0.5		ug/L	
OU1	CDF1	9/23/21		1,1,1-Trichloroethane	<	0.5		ug/L	
OU1	CDF1	9/23/21		1,1,2-Trichloroethane	<	0.5		ug/L	
OU1	CDF1	9/23/21		1,1,2,2-Tetrachloroethane	<	0.5		ug/L	
OU1	CDF1	9/23/21		1,2-Dichlorobenzene	<	0.5		ug/L	
OU1	CDF1	9/23/21		1,2-Dichloroethane	<	0.5		ug/L	
OU1	CDF1	9/23/21		1,2-Dichloroethene (total)	<	1		ug/L	
OU1	CDF1	9/23/21		1,2-Dichloropropane	<	0.5		ug/L	
OU1	CDF1	9/23/21		1,3-Dichlorobenzene	<	0.5		ug/L	
OU1	CDF1	9/23/21		1,4-Dichlorobenzene	<	0.5		ug/L	
OU1	CDF1	9/23/21		2-Chloroethylvinylether	<	10		ug/L	
OU1	CDF1	9/23/21		Bromodichloromethane	<	0.5		ug/L	
OU1	CDF1	9/23/21		Bromoform	<	0.5		ug/L	
OU1	CDF1	9/23/21		Bromomethane	<	1		ug/L	
OU1	CDF1	9/23/21		Carbon tetrachloride	<	0.5		ug/L	
OU1	CDF1	9/23/21		Chlorobenzene	<	0.5		ug/L	
OU1	CDF1	9/23/21		Chloroethane	<	0.5		ug/L	
OU1	CDF1	9/23/21		Chloroform	<	0.5		ug/L	
OU1	CDF1	9/23/21		Chloromethane	<	0.5		ug/L	
OU1	CDF1	9/23/21		cis-1,2-Dichloroethene	<	0.5		ug/L	
OU1	CDF1	9/23/21		cis-1,3-Dichloropropene	<	0.5		ug/L	
OU1	CDF1	9/23/21		Dibromochloromethane	<	0.5		ug/L	
OU1	CDF1	9/23/21		Dichlorodifluoromethane	<	0.5		ug/L	
OU1	CDF1	9/23/21		Methylene chloride	<	1		ug/L	
OU1	CDF1	9/23/21		Tetrachloroethene	<	0.5		ug/L	
OU1	CDF1	9/23/21		trans-1,2-Dichloroethene	<	0.5		ug/L	
OU1	CDF1	9/23/21		trans-1,3-Dichloropropene	<	0.5		ug/L	
OU1	CDF1	9/23/21		Trichloroethene	<	0.5		ug/L	
OU1	CDF1	9/23/21		Trichlorofluoromethane	<	0.5		ug/L	
OU1	CDF1	9/23/21		Trichlorotrifluoroethane	<	0.5		ug/L	
OU1	CDF1	9/23/21		Vinyl chloride	<	0.5		ug/L	
OU1	CDF1	9/23/21		Field Oxidation Potential (Eh)		41		mVolts	
OU1	CDF1	9/23/21		Field pH		8.01		Units	
OU1	CDF1	9/23/21		Field Specific Conductance		1137		umhos/cm	
OU1	CDF1	9/23/21		Field Temperature		24.9		Degrees C	
OU1	CDF1	9/23/21	DUP	1,1-Dichloroethane	<	0.5		ug/L	

Attachment 1. Table 1. Groundwater analytical data, Site 300, 2021.

OU	Location	Date	Sample Type	Parameter	LOS Indicator	Result	Error	Units	QA Flag
OU1	CDF1	9/23/21	DUP	1,1-Dichloroethene	<	0.5		ug/L	
OU1	CDF1	9/23/21	DUP	1,1,1-Trichloroethane	<	0.5		ug/L	
OU1	CDF1	9/23/21	DUP	1,1,2-Trichloroethane	<	0.5		ug/L	
OU1	CDF1	9/23/21	DUP	1,1,2,2-Tetrachloroethane	<	0.5		ug/L	
OU1	CDF1	9/23/21	DUP	1,2-Dichlorobenzene	<	0.5		ug/L	
OU1	CDF1	9/23/21	DUP	1,2-Dichloroethane	<	0.5		ug/L	
OU1	CDF1	9/23/21	DUP	1,2-Dichloroethene (total)	<	1		ug/L	
OU1	CDF1	9/23/21	DUP	1,2-Dichloropropane	<	0.5		ug/L	
OU1	CDF1	9/23/21	DUP	1,3-Dichlorobenzene	<	0.5		ug/L	
OU1	CDF1	9/23/21	DUP	1,4-Dichlorobenzene	<	0.5		ug/L	
OU1	CDF1	9/23/21	DUP	2-Chloroethylvinylether	<	1		ug/L	
OU1	CDF1	9/23/21	DUP	Bromodichloromethane	<	0.5		ug/L	
OU1	CDF1	9/23/21	DUP	Bromoform	<	0.5		ug/L	
OU1	CDF1	9/23/21	DUP	Bromomethane	<	0.5		ug/L	
OU1	CDF1	9/23/21	DUP	Carbon tetrachloride	<	0.5		ug/L	
OU1	CDF1	9/23/21	DUP	Chlorobenzene	<	0.5		ug/L	
OU1	CDF1	9/23/21	DUP	Chloroethane	<	0.5		ug/L	
OU1	CDF1	9/23/21	DUP	Chloroform	<	0.5		ug/L	
OU1	CDF1	9/23/21	DUP	Chloromethane	<	0.5		ug/L	
OU1	CDF1	9/23/21	DUP	cis-1,2-Dichloroethene	<	0.5		ug/L	
OU1	CDF1	9/23/21	DUP	cis-1,3-Dichloropropene	<	0.5		ug/L	
OU1	CDF1	9/23/21	DUP	Dibromochloromethane	<	0.5		ug/L	
OU1	CDF1	9/23/21	DUP	Dichlorodifluoromethane	<	0.5		ug/L	L
OU1	CDF1	9/23/21	DUP	Methylene chloride	<	0.5		ug/L	
OU1	CDF1	9/23/21	DUP	Tetrachloroethene	<	0.5		ug/L	
OU1	CDF1	9/23/21	DUP	trans-1,2-Dichloroethene	<	0.5		ug/L	
OU1	CDF1	9/23/21	DUP	trans-1,3-Dichloropropene	<	0.5		ug/L	
OU1	CDF1	9/23/21	DUP	Trichloroethene	<	0.5		ug/L	
OU1	CDF1	9/23/21	DUP	Trichlorofluoromethane	<	0.5		ug/L	
OU1	CDF1	9/23/21	DUP	Trichlorotrifluoroethane	<	0.5		ug/L	
OU1	CDF1	9/23/21	DUP	Vinyl chloride	<	0.5		ug/L	
OU1	CDF1	10/20/21		1,1-Dichloroethane	<	0.5		ug/L	
OU1	CDF1	10/20/21		1,1-Dichloroethene	<	0.5		ug/L	
OU1	CDF1	10/20/21		1,1,1-Trichloroethane	<	0.5		ug/L	
OU1	CDF1	10/20/21		1,1,2-Trichloroethane	<	0.5		ug/L	
OU1	CDF1	10/20/21		1,1,2,2-Tetrachloroethane	<	0.5		ug/L	
OU1	CDF1	10/20/21		1,2-Dichlorobenzene	<	0.5		ug/L	
OU1	CDF1	10/20/21		1,2-Dichloroethane	<	0.5		ug/L	
OU1	CDF1	10/20/21		1,2-Dichloroethene (total)	<	1		ug/L	
OU1	CDF1	10/20/21		1,2-Dichloropropane	<	0.5		ug/L	
OU1	CDF1	10/20/21		1,3-Dichlorobenzene	<	0.5		ug/L	
OU1	CDF1	10/20/21		1,4-Dichlorobenzene	<	0.5		ug/L	
OU1	CDF1	10/20/21		2-Chloroethylvinylether	<	10		ug/L	
OU1	CDF1	10/20/21		Bromodichloromethane	<	0.5		ug/L	
OU1	CDF1	10/20/21		Bromoform	<	0.5		ug/L	
OU1	CDF1	10/20/21		Bromomethane	<	1		ug/L	
OU1	CDF1	10/20/21		Carbon tetrachloride	<	0.5		ug/L	
OU1	CDF1	10/20/21		Chlorobenzene	<	0.5		ug/L	
OU1	CDF1	10/20/21		Chloroethane	<	0.5		ug/L	
OU1	CDF1	10/20/21		Chloroform	<	0.5		ug/L	
OU1	CDF1	10/20/21		Chloromethane	<	0.5		ug/L	
OU1	CDF1	10/20/21		cis-1,2-Dichloroethene	<	0.5		ug/L	
OU1	CDF1	10/20/21		cis-1,3-Dichloropropene	<	0.5		ug/L	
OU1	CDF1	10/20/21		Dibromochloromethane	<	0.5		ug/L	
OU1	CDF1	10/20/21		Dichlorodifluoromethane	<	0.5		ug/L	
OU1	CDF1	10/20/21		Methylene chloride	<	1		ug/L	
OU1	CDF1	10/20/21		Tetrachloroethene	<	0.5		ug/L	
OU1	CDF1	10/20/21		trans-1,2-Dichloroethene	<	0.5		ug/L	
OU1	CDF1	10/20/21		trans-1,3-Dichloropropene	<	0.5		ug/L	
OU1	CDF1	10/20/21		Trichloroethene	<	0.5		ug/L	
OU1	CDF1	10/20/21		Trichlorofluoromethane	<	0.5		ug/L	
OU1	CDF1	10/20/21		Trichlorotrifluoroethane	<	0.5		ug/L	
OU1	CDF1	10/20/21		Vinyl chloride	<	0.5		ug/L	
OU1	CDF1	10/20/21		Field Oxidation Potential (Eh)		83		mVolts	
OU1	CDF1	10/20/21		Field pH		8.07		Units	
OU1	CDF1	10/20/21		Field Specific Conductance		1077		umhos/cm	

Attachment 1. Table 1. Groundwater analytical data, Site 300, 2021.

OU	Location	Date	Sample Type	Parameter	LOS Indicator	Result	Error	Units	QA Flag
OU1	CDF1	10/20/21		Field Temperature		20.2		Degrees C	
OU1	CDF1	10/20/21	DUP	1,1-Dichloroethane	<	0.5		ug/L	
OU1	CDF1	10/20/21	DUP	1,1-Dichloroethene	<	0.5		ug/L	
OU1	CDF1	10/20/21	DUP	1,1,1-Trichloroethane	<	0.5		ug/L	
OU1	CDF1	10/20/21	DUP	1,1,2-Trichloroethane	<	0.5		ug/L	
OU1	CDF1	10/20/21	DUP	1,1,2,2-Tetrachloroethane	<	0.5		ug/L	
OU1	CDF1	10/20/21	DUP	1,2-Dichlorobenzene	<	0.5		ug/L	
OU1	CDF1	10/20/21	DUP	1,2-Dichloroethane	<	0.5		ug/L	
OU1	CDF1	10/20/21	DUP	1,2-Dichloroethene (total)	<	1		ug/L	
OU1	CDF1	10/20/21	DUP	1,2-Dichloropropane	<	0.5		ug/L	
OU1	CDF1	10/20/21	DUP	1,3-Dichlorobenzene	<	0.5		ug/L	
OU1	CDF1	10/20/21	DUP	1,4-Dichlorobenzene	<	0.5		ug/L	
OU1	CDF1	10/20/21	DUP	2-Chloroethylvinylether	<	1		ug/L	
OU1	CDF1	10/20/21	DUP	Bromodichloromethane	<	0.5		ug/L	
OU1	CDF1	10/20/21	DUP	Bromoform	<	0.5		ug/L	
OU1	CDF1	10/20/21	DUP	Bromomethane	<	0.5		ug/L	
OU1	CDF1	10/20/21	DUP	Carbon tetrachloride	<	0.5		ug/L	
OU1	CDF1	10/20/21	DUP	Chlorobenzene	<	0.5		ug/L	
OU1	CDF1	10/20/21	DUP	Chloroethane	<	0.5		ug/L	
OU1	CDF1	10/20/21	DUP	Chloroform	<	0.5		ug/L	
OU1	CDF1	10/20/21	DUP	Chloromethane	<	0.5		ug/L	
OU1	CDF1	10/20/21	DUP	cis-1,2-Dichloroethene	<	0.5		ug/L	
OU1	CDF1	10/20/21	DUP	cis-1,3-Dichloropropene	<	0.5		ug/L	
OU1	CDF1	10/20/21	DUP	Dibromochloromethane	<	0.5		ug/L	
OU1	CDF1	10/20/21	DUP	Dichlorodifluoromethane	<	0.5		ug/L	
OU1	CDF1	10/20/21	DUP	Methylene chloride	<	0.5		ug/L	
OU1	CDF1	10/20/21	DUP	Tetrachloroethene	<	0.5		ug/L	
OU1	CDF1	10/20/21	DUP	trans-1,2-Dichloroethene	<	0.5		ug/L	
OU1	CDF1	10/20/21	DUP	trans-1,3-Dichloropropene	<	0.5		ug/L	
OU1	CDF1	10/20/21	DUP	Trichloroethene	<	0.5		ug/L	
OU1	CDF1	10/20/21	DUP	Trichlorofluoromethane	<	0.5		ug/L	
OU1	CDF1	10/20/21	DUP	Trichlorotrifluoroethane	<	0.5		ug/L	
OU1	CDF1	10/20/21	DUP	Vinyl chloride	<	0.5		ug/L	
OU1	CDF1	11/16/21		1,1-Dichloroethane	<	0.5		ug/L	
OU1	CDF1	11/16/21		1,1-Dichloroethene	<	0.5		ug/L	
OU1	CDF1	11/16/21		1,1,1-Trichloroethane	<	0.5		ug/L	
OU1	CDF1	11/16/21		1,1,2-Trichloroethane	<	0.5		ug/L	
OU1	CDF1	11/16/21		1,1,2,2-Tetrachloroethane	<	0.5		ug/L	
OU1	CDF1	11/16/21		1,2-Dichlorobenzene	<	0.5		ug/L	
OU1	CDF1	11/16/21		1,2-Dichloroethane	<	0.5		ug/L	
OU1	CDF1	11/16/21		1,2-Dichloroethene (total)	<	1		ug/L	
OU1	CDF1	11/16/21		1,2-Dichloropropane	<	0.5		ug/L	
OU1	CDF1	11/16/21		1,3-Dichlorobenzene	<	0.5		ug/L	
OU1	CDF1	11/16/21		1,4-Dichlorobenzene	<	0.5		ug/L	
OU1	CDF1	11/16/21		2-Chloroethylvinylether	<	10		ug/L	O
OU1	CDF1	11/16/21		Bromodichloromethane	<	0.5		ug/L	
OU1	CDF1	11/16/21		Bromoform	<	0.5		ug/L	
OU1	CDF1	11/16/21		Bromomethane	<	1		ug/L	
OU1	CDF1	11/16/21		Carbon tetrachloride	<	0.5		ug/L	
OU1	CDF1	11/16/21		Chlorobenzene	<	0.5		ug/L	
OU1	CDF1	11/16/21		Chloroethane	<	0.5		ug/L	
OU1	CDF1	11/16/21		Chloroform	<	0.5		ug/L	
OU1	CDF1	11/16/21		Chloromethane	<	0.5		ug/L	
OU1	CDF1	11/16/21		cis-1,2-Dichloroethene	<	0.5		ug/L	
OU1	CDF1	11/16/21		cis-1,3-Dichloropropene	<	0.5		ug/L	
OU1	CDF1	11/16/21		Dibromochloromethane	<	0.5		ug/L	
OU1	CDF1	11/16/21		Dichlorodifluoromethane	<	0.5		ug/L	
OU1	CDF1	11/16/21		Methylene chloride	<	1		ug/L	
OU1	CDF1	11/16/21		Tetrachloroethene	<	0.5		ug/L	
OU1	CDF1	11/16/21		trans-1,2-Dichloroethene	<	0.5		ug/L	
OU1	CDF1	11/16/21		trans-1,3-Dichloropropene	<	0.5		ug/L	
OU1	CDF1	11/16/21		Trichloroethene	<	0.5		ug/L	
OU1	CDF1	11/16/21		Trichlorofluoromethane	<	0.5		ug/L	
OU1	CDF1	11/16/21		Trichlorotrifluoroethane	<	0.5		ug/L	
OU1	CDF1	11/16/21		Vinyl chloride	<	0.5		ug/L	
OU1	CDF1	11/16/21		Field Oxidation Potential (Eh)		148		mVolts	

Attachment 1. Table 1. Groundwater analytical data, Site 300, 2021.

OU	Location	Date	Sample Type	Parameter	LOS Indicator	Result	Error	Units	QA Flag
OU1	CDF1	11/16/21		Field pH		7.8		Units	
OU1	CDF1	11/16/21		Field Specific Conductance		1107		umhos/cm	
OU1	CDF1	11/16/21		Field Temperature		16.2		Degrees C	
OU1	CDF1	11/16/21	DUP	1,1-Dichloroethane	<	0.5		ug/L	
OU1	CDF1	11/16/21	DUP	1,1-Dichloroethene	<	0.5		ug/L	
OU1	CDF1	11/16/21	DUP	1,1,1-Trichloroethane	<	0.5		ug/L	
OU1	CDF1	11/16/21	DUP	1,1,2-Trichloroethane	<	0.5		ug/L	
OU1	CDF1	11/16/21	DUP	1,1,2,2-Tetrachloroethane	<	0.5		ug/L	
OU1	CDF1	11/16/21	DUP	1,2-Dichlorobenzene	<	0.5		ug/L	
OU1	CDF1	11/16/21	DUP	1,2-Dichloroethane	<	0.5		ug/L	
OU1	CDF1	11/16/21	DUP	1,2-Dichloroethene (total)	<	1		ug/L	
OU1	CDF1	11/16/21	DUP	1,2-Dichloropropane	<	0.5		ug/L	
OU1	CDF1	11/16/21	DUP	1,3-Dichlorobenzene	<	0.5		ug/L	
OU1	CDF1	11/16/21	DUP	1,4-Dichlorobenzene	<	0.5		ug/L	
OU1	CDF1	11/16/21	DUP	2-Chloroethylvinylether	<	1		ug/L	
OU1	CDF1	11/16/21	DUP	Bromodichloromethane	<	0.5		ug/L	
OU1	CDF1	11/16/21	DUP	Bromoform	<	0.5		ug/L	
OU1	CDF1	11/16/21	DUP	Bromomethane	<	0.5		ug/L	
OU1	CDF1	11/16/21	DUP	Carbon tetrachloride	<	0.5		ug/L	
OU1	CDF1	11/16/21	DUP	Chlorobenzene	<	0.5		ug/L	
OU1	CDF1	11/16/21	DUP	Chloroethane	<	0.5		ug/L	
OU1	CDF1	11/16/21	DUP	Chloroform	<	0.5		ug/L	
OU1	CDF1	11/16/21	DUP	Chloromethane	<	0.5		ug/L	
OU1	CDF1	11/16/21	DUP	cis-1,2-Dichloroethene	<	0.5		ug/L	
OU1	CDF1	11/16/21	DUP	cis-1,3-Dichloropropene	<	0.5		ug/L	
OU1	CDF1	11/16/21	DUP	Dibromochloromethane	<	0.5		ug/L	
OU1	CDF1	11/16/21	DUP	Dichlorodifluoromethane	<	0.5		ug/L	
OU1	CDF1	11/16/21	DUP	Methylene chloride	<	0.5		ug/L	
OU1	CDF1	11/16/21	DUP	Tetrachloroethene	<	0.5		ug/L	
OU1	CDF1	11/16/21	DUP	trans-1,2-Dichloroethene	<	0.5		ug/L	
OU1	CDF1	11/16/21	DUP	trans-1,3-Dichloropropene	<	0.5		ug/L	
OU1	CDF1	11/16/21	DUP	Trichloroethene	<	0.5		ug/L	
OU1	CDF1	11/16/21	DUP	Trichlorofluoromethane	<	0.5		ug/L	
OU1	CDF1	11/16/21	DUP	Trichlorotrifluoroethane	<	0.5		ug/L	
OU1	CDF1	11/16/21	DUP	Vinyl chloride	<	0.5		ug/L	
OU1	CDF1	12/14/21		1,1-Dichloroethane	<	0.5		ug/L	
OU1	CDF1	12/14/21		1,1-Dichloroethene	<	0.5		ug/L	
OU1	CDF1	12/14/21		1,1,1-Trichloroethane	<	0.5		ug/L	
OU1	CDF1	12/14/21		1,1,2-Trichloroethane	<	0.5		ug/L	
OU1	CDF1	12/14/21		1,1,2,2-Tetrachloroethane	<	0.5		ug/L	
OU1	CDF1	12/14/21		1,2-Dichlorobenzene	<	0.5		ug/L	
OU1	CDF1	12/14/21		1,2-Dichloroethane	<	0.5		ug/L	
OU1	CDF1	12/14/21		1,2-Dichloroethene (total)	<	1		ug/L	
OU1	CDF1	12/14/21		1,2-Dichloropropane	<	0.5		ug/L	
OU1	CDF1	12/14/21		1,3-Dichlorobenzene	<	0.5		ug/L	
OU1	CDF1	12/14/21		1,4-Dichlorobenzene	<	0.5		ug/L	
OU1	CDF1	12/14/21		2-Chloroethylvinylether	<	10		ug/L	
OU1	CDF1	12/14/21		Bromodichloromethane	<	0.5		ug/L	
OU1	CDF1	12/14/21		Bromoform	<	0.5		ug/L	
OU1	CDF1	12/14/21		Bromomethane	<	1		ug/L	
OU1	CDF1	12/14/21		Carbon tetrachloride	<	0.5		ug/L	
OU1	CDF1	12/14/21		Chlorobenzene	<	0.5		ug/L	
OU1	CDF1	12/14/21		Chloroethane	<	0.5		ug/L	
OU1	CDF1	12/14/21		Chloroform	<	0.5		ug/L	
OU1	CDF1	12/14/21		Chloromethane	<	0.5		ug/L	
OU1	CDF1	12/14/21		cis-1,2-Dichloroethene	<	0.5		ug/L	
OU1	CDF1	12/14/21		cis-1,3-Dichloropropene	<	0.5		ug/L	
OU1	CDF1	12/14/21		Dibromochloromethane	<	0.5		ug/L	
OU1	CDF1	12/14/21		Dichlorodifluoromethane	<	0.5		ug/L	
OU1	CDF1	12/14/21		Methylene chloride	<	1		ug/L	
OU1	CDF1	12/14/21		Tetrachloroethene	<	0.5		ug/L	
OU1	CDF1	12/14/21		trans-1,2-Dichloroethene	<	0.5		ug/L	
OU1	CDF1	12/14/21		trans-1,3-Dichloropropene	<	0.5		ug/L	
OU1	CDF1	12/14/21		Trichloroethene	<	0.5		ug/L	
OU1	CDF1	12/14/21		Trichlorofluoromethane	<	0.5		ug/L	
OU1	CDF1	12/14/21		Trichlorotrifluoroethane	<	0.5		ug/L	

Attachment 1. Table 1. Groundwater analytical data, Site 300, 2021.

OU	Location	Date	Sample Type	Parameter	LOS Indicator	Result	Error	Units	QA Flag
OU1	CDF1	12/14/21		Vinyl chloride		0.52		ug/L	
OU1	CDF1	12/14/21		Field Oxidation Potential (Eh)		79		mVolts	
OU1	CDF1	12/14/21		Field pH		7.8		Units	
OU1	CDF1	12/14/21		Field Specific Conductance		1043		umhos/cm	
OU1	CDF1	12/14/21		Field Temperature		15.1		Degrees C	
OU1	CDF1	12/14/21	DUP	1,1-Dichloroethane	<	0.5		ug/L	
OU1	CDF1	12/14/21	DUP	1,1-Dichloroethene	<	0.5		ug/L	
OU1	CDF1	12/14/21	DUP	1,1,1-Trichloroethane	<	0.5		ug/L	
OU1	CDF1	12/14/21	DUP	1,1,2-Trichloroethane	<	0.5		ug/L	
OU1	CDF1	12/14/21	DUP	1,1,2,2-Tetrachloroethane	<	0.5		ug/L	
OU1	CDF1	12/14/21	DUP	1,2-Dichlorobenzene	<	0.5		ug/L	
OU1	CDF1	12/14/21	DUP	1,2-Dichloroethane	<	0.5		ug/L	O
OU1	CDF1	12/14/21	DUP	1,2-Dichloroethene (total)	<	1		ug/L	
OU1	CDF1	12/14/21	DUP	1,2-Dichloropropane	<	0.5		ug/L	
OU1	CDF1	12/14/21	DUP	1,3-Dichlorobenzene	<	0.5		ug/L	
OU1	CDF1	12/14/21	DUP	1,4-Dichlorobenzene	<	0.5		ug/L	
OU1	CDF1	12/14/21	DUP	2-Chloroethylvinylether	<	1		ug/L	
OU1	CDF1	12/14/21	DUP	Bromodichloromethane	<	0.5		ug/L	
OU1	CDF1	12/14/21	DUP	Bromoform	<	0.5		ug/L	
OU1	CDF1	12/14/21	DUP	Bromomethane	<	0.5		ug/L	
OU1	CDF1	12/14/21	DUP	Carbon tetrachloride	<	0.5		ug/L	
OU1	CDF1	12/14/21	DUP	Chlorobenzene	<	0.5		ug/L	
OU1	CDF1	12/14/21	DUP	Chloroethane	<	0.5		ug/L	
OU1	CDF1	12/14/21	DUP	Chloroform	<	0.5		ug/L	
OU1	CDF1	12/14/21	DUP	Chloromethane	<	0.5		ug/L	
OU1	CDF1	12/14/21	DUP	cis-1,2-Dichloroethene	<	0.5		ug/L	
OU1	CDF1	12/14/21	DUP	cis-1,3-Dichloropropene	<	0.5		ug/L	
OU1	CDF1	12/14/21	DUP	Dibromochloromethane	<	0.5		ug/L	
OU1	CDF1	12/14/21	DUP	Dichlorodifluoromethane	<	0.5		ug/L	O
OU1	CDF1	12/14/21	DUP	Methylene chloride	<	0.5		ug/L	
OU1	CDF1	12/14/21	DUP	Tetrachloroethene	<	0.5		ug/L	
OU1	CDF1	12/14/21	DUP	trans-1,2-Dichloroethene	<	0.5		ug/L	
OU1	CDF1	12/14/21	DUP	trans-1,3-Dichloropropene	<	0.5		ug/L	
OU1	CDF1	12/14/21	DUP	Trichloroethene	<	0.5		ug/L	
OU1	CDF1	12/14/21	DUP	Trichlorofluoromethane	<	0.5		ug/L	
OU1	CDF1	12/14/21	DUP	Trichlorotrifluoroethane	<	0.5		ug/L	O
OU1	CDF1	12/14/21	DUP	Vinyl chloride		0.69		ug/L	
OU1	CON1	1/21/21		1,1-Dichloroethane	<	0.5		ug/L	
OU1	CON1	1/21/21		1,1-Dichloroethene	<	0.5		ug/L	
OU1	CON1	1/21/21		1,1-Dichloropropene	<	0.5		ug/L	
OU1	CON1	1/21/21		1,1,1-Trichloroethane	<	0.5		ug/L	
OU1	CON1	1/21/21		1,1,1,2-Tetrachloroethane	<	0.5		ug/L	
OU1	CON1	1/21/21		1,1,2-Trichloroethane	<	0.5		ug/L	
OU1	CON1	1/21/21		1,1,2,2-Tetrachloroethane	<	0.5		ug/L	
OU1	CON1	1/21/21		1,2-Dichlorobenzene	<	0.5		ug/L	
OU1	CON1	1/21/21		1,2-Dichloroethane	<	0.5		ug/L	
OU1	CON1	1/21/21		1,2-Dichloroethene (total)	<	1		ug/L	
OU1	CON1	1/21/21		1,2-Dichloropropane	<	0.5		ug/L	
OU1	CON1	1/21/21		1,2,3-Trichlorobenzene	<	0.5		ug/L	
OU1	CON1	1/21/21		1,2,3-Trichloropropane	<	1		ug/L	
OU1	CON1	1/21/21		1,2,4-Trichlorobenzene	<	0.5		ug/L	
OU1	CON1	1/21/21		1,2,4-Trimethylbenzene	<	0.5		ug/L	
OU1	CON1	1/21/21		1,3-Dichlorobenzene	<	0.5		ug/L	
OU1	CON1	1/21/21		1,3-Dichloropropane	<	0.5		ug/L	
OU1	CON1	1/21/21		1,3,5-Trimethylbenzene	<	0.5		ug/L	
OU1	CON1	1/21/21		1,4-Dichlorobenzene	<	0.5		ug/L	
OU1	CON1	1/21/21		2-Chlorotoluene	<	0.5		ug/L	
OU1	CON1	1/21/21		2,2-Dichloropropane	<	0.5		ug/L	
OU1	CON1	1/21/21		4-Chlorotoluene	<	0.5		ug/L	
OU1	CON1	1/21/21		Benzene	<	0.5		ug/L	
OU1	CON1	1/21/21		Bromobenzene	<	0.5		ug/L	
OU1	CON1	1/21/21		Bromochloromethane	<	0.5		ug/L	
OU1	CON1	1/21/21		Bromodichloromethane	<	0.5		ug/L	
OU1	CON1	1/21/21		Bromoform	<	0.5		ug/L	
OU1	CON1	1/21/21		Bromomethane	<	0.5		ug/L	
OU1	CON1	1/21/21		Carbon tetrachloride	<	0.5		ug/L	

Attachment 1. Table 1. Groundwater analytical data, Site 300, 2021.

OU	Location	Date	Sample Type	Parameter	LOS Indicator	Result	Error	Units	QA Flag
OU1	CON1	1/21/21		Chlorobenzene	<	0.5		ug/L	
OU1	CON1	1/21/21		Chloroethane	<	0.5		ug/L	
OU1	CON1	1/21/21		Chloroform	<	0.5		ug/L	
OU1	CON1	1/21/21		Chloromethane	<	0.5		ug/L	
OU1	CON1	1/21/21		cis-1,2-Dichloroethene	<	0.5		ug/L	
OU1	CON1	1/21/21		cis-1,3-Dichloropropene	<	0.5		ug/L	
OU1	CON1	1/21/21		Dibromochloromethane	<	0.5		ug/L	
OU1	CON1	1/21/21		Dibromomethane	<	0.5		ug/L	
OU1	CON1	1/21/21		Dichlorodifluoromethane	<	0.5		ug/L	
OU1	CON1	1/21/21		Ethylbenzene	<	0.5		ug/L	
OU1	CON1	1/21/21		Hexachlorobutadiene	<	0.5		ug/L	
OU1	CON1	1/21/21		Isopropylbenzene	<	0.5		ug/L	
OU1	CON1	1/21/21		m- and p-Xylene Isomers	<	0.5		ug/L	
OU1	CON1	1/21/21		Methylene chloride	<	1		ug/L	
OU1	CON1	1/21/21		n-Butylbenzene	<	0.5		ug/L	
OU1	CON1	1/21/21		n-Propylbenzene	<	0.5		ug/L	
OU1	CON1	1/21/21		Naphthalene	<	0.5		ug/L	
OU1	CON1	1/21/21		o-Xylene	<	0.5		ug/L	
OU1	CON1	1/21/21		p-Isopropyl toluene	<	0.5		ug/L	
OU1	CON1	1/21/21		sec-Butylbenzene	<	0.5		ug/L	
OU1	CON1	1/21/21		Styrene	<	0.5		ug/L	
OU1	CON1	1/21/21		tert-Butylbenzene	<	0.5		ug/L	
OU1	CON1	1/21/21		Tetrachloroethene	<	0.5		ug/L	
OU1	CON1	1/21/21		Toluene	<	0.5		ug/L	
OU1	CON1	1/21/21		Total Xylene Isomers	<	1		ug/L	
OU1	CON1	1/21/21		trans-1,2-Dichloroethene	<	0.5		ug/L	
OU1	CON1	1/21/21		trans-1,3-Dichloropropene	<	0.5		ug/L	
OU1	CON1	1/21/21		Trichloroethene	<	0.5		ug/L	
OU1	CON1	1/21/21		Trichlorofluoromethane	<	0.5		ug/L	
OU1	CON1	1/21/21		Trichlorotrifluoroethane	<	0.5		ug/L	
OU1	CON1	1/21/21		Vinyl chloride	<	0.5		ug/L	
OU1	CON1	1/21/21		1,1-Dichloroethane	<	0.5		ug/L	
OU1	CON1	1/21/21		1,1-Dichloroethene	<	0.5		ug/L	
OU1	CON1	1/21/21		1,1,1-Trichloroethane	<	0.5		ug/L	
OU1	CON1	1/21/21		1,1,2-Trichloroethane	<	0.5		ug/L	
OU1	CON1	1/21/21		1,1,2,2-Tetrachloroethane	<	0.5		ug/L	
OU1	CON1	1/21/21		1,2-Dichlorobenzene	<	0.5		ug/L	
OU1	CON1	1/21/21		1,2-Dichloroethane	<	0.5		ug/L	
OU1	CON1	1/21/21		1,2-Dichloroethene (total)	<	1		ug/L	
OU1	CON1	1/21/21		1,2-Dichloropropane	<	0.5		ug/L	
OU1	CON1	1/21/21		1,3-Dichlorobenzene	<	0.5		ug/L	
OU1	CON1	1/21/21		1,4-Dichlorobenzene	<	0.5		ug/L	
OU1	CON1	1/21/21		2-Chloroethylvinylether	<	10		ug/L	
OU1	CON1	1/21/21		Bromodichloromethane	<	0.5		ug/L	
OU1	CON1	1/21/21		Bromoform	<	0.5		ug/L	
OU1	CON1	1/21/21		Bromomethane	<	1		ug/L	
OU1	CON1	1/21/21		Carbon tetrachloride	<	0.5		ug/L	
OU1	CON1	1/21/21		Chlorobenzene	<	0.5		ug/L	
OU1	CON1	1/21/21		Chloroethane	<	0.5		ug/L	
OU1	CON1	1/21/21		Chloroform	<	0.5		ug/L	
OU1	CON1	1/21/21		Chloromethane	<	0.5		ug/L	
OU1	CON1	1/21/21		cis-1,2-Dichloroethene	<	0.5		ug/L	
OU1	CON1	1/21/21		cis-1,3-Dichloropropene	<	0.5		ug/L	
OU1	CON1	1/21/21		Dibromochloromethane	<	0.5		ug/L	
OU1	CON1	1/21/21		Dichlorodifluoromethane	<	0.5		ug/L	
OU1	CON1	1/21/21		Methylene chloride	<	1		ug/L	
OU1	CON1	1/21/21		Tetrachloroethene	<	0.5		ug/L	
OU1	CON1	1/21/21		trans-1,2-Dichloroethene	<	0.5		ug/L	
OU1	CON1	1/21/21		trans-1,3-Dichloropropene	<	0.5		ug/L	
OU1	CON1	1/21/21		Trichloroethene	<	0.5		ug/L	
OU1	CON1	1/21/21		Trichlorofluoromethane	<	0.5		ug/L	
OU1	CON1	1/21/21		Trichlorotrifluoroethane	<	0.5		ug/L	
OU1	CON1	1/21/21		Vinyl chloride	<	0.5		ug/L	
OU1	CON1	1/21/21		HMX	<	1.1		ug/L	D
OU1	CON1	1/21/21		RDX	<	1.1		ug/L	D
OU1	CON1	1/21/21		Gross alpha	<	2	2.44	pCi/L	

Attachment 1. Table 1. Groundwater analytical data, Site 300, 2021.

OU	Location	Date	Sample Type	Parameter	LOS Indicator	Result	Error	Units	QA Flag
OU1	CON1	1/21/21		Gross beta		4.65	2.81	pCi/L	
OU1	CON1	1/21/21		Tritium	<	100	53	pCi/L	
OU1	CON1	1/21/21		Field Oxidation Potential (Eh)		18		mVolts	
OU1	CON1	1/21/21		Field pH		8.97		Units	
OU1	CON1	1/21/21		Field Specific Conductance		2157		umhos/cm	
OU1	CON1	1/21/21		Field Temperature		21.2		Degrees C	
OU1	CON1	1/21/21		Arsenic		0.0023		mg/L	B
OU1	CON1	1/21/21		Barium	<	0.025		mg/L	
OU1	CON1	1/21/21		Beryllium	<	0.0005		mg/L	
OU1	CON1	1/21/21		Cadmium	<	0.0005		mg/L	B
OU1	CON1	1/21/21		Cobalt	<	0.025		mg/L	
OU1	CON1	1/21/21		Copper	<	0.01		mg/L	
OU1	CON1	1/21/21		Lead	<	0.002		mg/L	
OU1	CON1	1/21/21		Nickel	<	0.005		mg/L	
OU1	CON1	1/21/21		Vanadium	<	0.025		mg/L	
OU1	CON1	1/21/21		Zinc	<	0.02		mg/L	
OU1	CON1	1/21/21	DUP	1,1-Dichloroethane	<	0.5		ug/L	
OU1	CON1	1/21/21	DUP	1,1-Dichloroethene	<	0.5		ug/L	
OU1	CON1	1/21/21	DUP	1,1-Dichloropropene	<	0.5		ug/L	
OU1	CON1	1/21/21	DUP	1,1,1-Trichloroethane	<	0.5		ug/L	
OU1	CON1	1/21/21	DUP	1,1,1,2-Tetrachloroethane	<	0.5		ug/L	
OU1	CON1	1/21/21	DUP	1,1,2-Trichloroethane	<	0.5		ug/L	
OU1	CON1	1/21/21	DUP	1,1,2,2-Tetrachloroethane	<	0.5		ug/L	
OU1	CON1	1/21/21	DUP	1,2-Dichlorobenzene	<	0.5		ug/L	
OU1	CON1	1/21/21	DUP	1,2-Dichloroethane	<	0.5		ug/L	
OU1	CON1	1/21/21	DUP	1,2-Dichloroethene (total)	<	1		ug/L	
OU1	CON1	1/21/21	DUP	1,2-Dichloropropane	<	0.5		ug/L	
OU1	CON1	1/21/21	DUP	1,2,3-Trichlorobenzene	<	0.5		ug/L	
OU1	CON1	1/21/21	DUP	1,2,3-Trichloropropane	<	0.5		ug/L	
OU1	CON1	1/21/21	DUP	1,2,4-Trichlorobenzene	<	0.5		ug/L	
OU1	CON1	1/21/21	DUP	1,2,4-Trimethylbenzene	<	0.5		ug/L	
OU1	CON1	1/21/21	DUP	1,3-Dichlorobenzene	<	0.5		ug/L	
OU1	CON1	1/21/21	DUP	1,3-Dichloropropane	<	0.5		ug/L	
OU1	CON1	1/21/21	DUP	1,3,5-Trimethylbenzene	<	0.5		ug/L	
OU1	CON1	1/21/21	DUP	1,4-Dichlorobenzene	<	0.5		ug/L	
OU1	CON1	1/21/21	DUP	2-Chlorotoluene	<	0.5		ug/L	
OU1	CON1	1/21/21	DUP	2,2-Dichloropropane	<	0.5		ug/L	
OU1	CON1	1/21/21	DUP	4-Chlorotoluene	<	0.5		ug/L	
OU1	CON1	1/21/21	DUP	Benzene	<	0.5		ug/L	
OU1	CON1	1/21/21	DUP	Bromobenzene	<	0.5		ug/L	
OU1	CON1	1/21/21	DUP	Bromochloromethane	<	0.5		ug/L	
OU1	CON1	1/21/21	DUP	Bromodichloromethane	<	0.5		ug/L	
OU1	CON1	1/21/21	DUP	Bromoform	<	0.5		ug/L	
OU1	CON1	1/21/21	DUP	Bromomethane	<	0.5		ug/L	
OU1	CON1	1/21/21	DUP	Carbon tetrachloride	<	0.5		ug/L	
OU1	CON1	1/21/21	DUP	Chlorobenzene	<	0.5		ug/L	
OU1	CON1	1/21/21	DUP	Chloroethane	<	0.5		ug/L	
OU1	CON1	1/21/21	DUP	Chloroform	<	0.5		ug/L	
OU1	CON1	1/21/21	DUP	Chloromethane	<	0.5		ug/L	
OU1	CON1	1/21/21	DUP	cis-1,2-Dichloroethene	<	0.5		ug/L	
OU1	CON1	1/21/21	DUP	cis-1,3-Dichloropropene	<	0.5		ug/L	
OU1	CON1	1/21/21	DUP	Dibromochloromethane	<	0.5		ug/L	
OU1	CON1	1/21/21	DUP	Dibromomethane	<	0.5		ug/L	
OU1	CON1	1/21/21	DUP	Dichlorodifluoromethane	<	0.5		ug/L	
OU1	CON1	1/21/21	DUP	Ethylbenzene	<	0.5		ug/L	
OU1	CON1	1/21/21	DUP	Hexachlorobutadiene	<	0.5		ug/L	
OU1	CON1	1/21/21	DUP	Isopropylbenzene	<	0.5		ug/L	
OU1	CON1	1/21/21	DUP	m- and p-Xylene Isomers	<	0.5		ug/L	
OU1	CON1	1/21/21	DUP	Methylene chloride	<	0.5		ug/L	
OU1	CON1	1/21/21	DUP	n-Butylbenzene	<	0.5		ug/L	
OU1	CON1	1/21/21	DUP	n-Propylbenzene	<	0.5		ug/L	
OU1	CON1	1/21/21	DUP	Naphthalene	<	0.5		ug/L	
OU1	CON1	1/21/21	DUP	o-Xylene	<	0.5		ug/L	
OU1	CON1	1/21/21	DUP	p-Isopropyl toluene	<	0.5		ug/L	
OU1	CON1	1/21/21	DUP	sec-Butylbenzene	<	0.5		ug/L	
OU1	CON1	1/21/21	DUP	Styrene	<	0.5		ug/L	

Attachment 1. Table 1. Groundwater analytical data, Site 300, 2021.

OU	Location	Date	Sample Type	Parameter	LOS Indicator	Result	Error	Units	QA Flag
OU1	CON1	1/21/21	DUP	tert-Butylbenzene	<	0.5		ug/L	
OU1	CON1	1/21/21	DUP	Tetrachloroethene	<	0.5		ug/L	
OU1	CON1	1/21/21	DUP	Toluene	<	0.5		ug/L	
OU1	CON1	1/21/21	DUP	trans-1,2-Dichloroethene	<	0.5		ug/L	O
OU1	CON1	1/21/21	DUP	trans-1,3-Dichloropropene	<	0.5		ug/L	
OU1	CON1	1/21/21	DUP	Trichloroethene	<	0.5		ug/L	
OU1	CON1	1/21/21	DUP	Trichlorofluoromethane	<	0.5		ug/L	
OU1	CON1	1/21/21	DUP	Trichlorotrifluoroethane	<	0.5		ug/L	
OU1	CON1	1/21/21	DUP	Vinyl chloride	<	0.5		ug/L	
OU1	CON1	1/21/21	DUP	1,1-Dichloroethane	<	0.5		ug/L	
OU1	CON1	1/21/21	DUP	1,1-Dichloroethene	<	0.5		ug/L	
OU1	CON1	1/21/21	DUP	1,1,1-Trichloroethane	<	0.5		ug/L	
OU1	CON1	1/21/21	DUP	1,1,2-Trichloroethane	<	0.5		ug/L	
OU1	CON1	1/21/21	DUP	1,1,2,2-Tetrachloroethane	<	0.5		ug/L	
OU1	CON1	1/21/21	DUP	1,2-Dichlorobenzene	<	0.5		ug/L	
OU1	CON1	1/21/21	DUP	1,2-Dichloroethane	<	0.5		ug/L	
OU1	CON1	1/21/21	DUP	1,2-Dichloroethene (total)	<	1		ug/L	
OU1	CON1	1/21/21	DUP	1,2-Dichloropropane	<	0.5		ug/L	
OU1	CON1	1/21/21	DUP	1,3-Dichlorobenzene	<	0.5		ug/L	
OU1	CON1	1/21/21	DUP	1,4-Dichlorobenzene	<	0.5		ug/L	
OU1	CON1	1/21/21	DUP	2-Chloroethylvinylether	<	1		ug/L	
OU1	CON1	1/21/21	DUP	Bromodichloromethane	<	0.5		ug/L	
OU1	CON1	1/21/21	DUP	Bromoform	<	0.5		ug/L	
OU1	CON1	1/21/21	DUP	Bromomethane	<	0.5		ug/L	
OU1	CON1	1/21/21	DUP	Carbon tetrachloride	<	0.5		ug/L	
OU1	CON1	1/21/21	DUP	Chlorobenzene	<	0.5		ug/L	
OU1	CON1	1/21/21	DUP	Chloroethane	<	0.5		ug/L	
OU1	CON1	1/21/21	DUP	Chloroform	<	0.5		ug/L	
OU1	CON1	1/21/21	DUP	Chloromethane	<	0.5		ug/L	
OU1	CON1	1/21/21	DUP	cis-1,2-Dichloroethene	<	0.5		ug/L	
OU1	CON1	1/21/21	DUP	cis-1,3-Dichloropropene	<	0.5		ug/L	
OU1	CON1	1/21/21	DUP	Dibromochloromethane	<	0.5		ug/L	
OU1	CON1	1/21/21	DUP	Dichlorodifluoromethane	<	0.5		ug/L	L
OU1	CON1	1/21/21	DUP	Methylene chloride	<	0.5		ug/L	
OU1	CON1	1/21/21	DUP	Tetrachloroethene	<	0.5		ug/L	
OU1	CON1	1/21/21	DUP	trans-1,2-Dichloroethene	<	0.5		ug/L	
OU1	CON1	1/21/21	DUP	trans-1,3-Dichloropropene	<	0.5		ug/L	
OU1	CON1	1/21/21	DUP	Trichloroethene	<	0.5		ug/L	
OU1	CON1	1/21/21	DUP	Trichlorofluoromethane	<	0.5		ug/L	
OU1	CON1	1/21/21	DUP	Trichlorotrifluoroethane	<	0.5		ug/L	
OU1	CON1	1/21/21	DUP	Vinyl chloride	<	0.5		ug/L	
OU1	CON1	1/21/21	DUP	HMX	<	1		ug/L	
OU1	CON1	1/21/21	DUP	RDX	<	1		ug/L	
OU1	CON1	1/21/21	DUP	Gross alpha	<	2	4	pCi/L	
OU1	CON1	1/21/21	DUP	Gross beta	<	3	6.9	pCi/L	
OU1	CON1	1/21/21	DUP	Tritium	<	100	31	pCi/L	
OU1	CON1	1/21/21	DUP	Arsenic	<	0.002		mg/L	
OU1	CON1	1/21/21	DUP	Barium	<	0.02		mg/L	
OU1	CON1	1/21/21	DUP	Beryllium	<	0.0005		mg/L	
OU1	CON1	1/21/21	DUP	Cadmium	<	0.0005		mg/L	
OU1	CON1	1/21/21	DUP	Cobalt	<	0.02		mg/L	
OU1	CON1	1/21/21	DUP	Copper	<	0.01		mg/L	
OU1	CON1	1/21/21	DUP	Lead	<	0.002		mg/L	
OU1	CON1	1/21/21	DUP	Nickel	<	0.005		mg/L	
OU1	CON1	1/21/21	DUP	Vanadium	<	0.02		mg/L	
OU1	CON1	1/21/21	DUP	Zinc	<	0.02		mg/L	
OU1	CON1	2/24/21		1,1-Dichloroethane	<	0.5		ug/L	
OU1	CON1	2/24/21		1,1-Dichloroethene	<	0.5		ug/L	
OU1	CON1	2/24/21		1,1,1-Trichloroethane	<	0.5		ug/L	
OU1	CON1	2/24/21		1,1,2-Trichloroethane	<	0.5		ug/L	
OU1	CON1	2/24/21		1,1,2,2-Tetrachloroethane	<	0.5		ug/L	
OU1	CON1	2/24/21		1,2-Dichlorobenzene	<	0.5		ug/L	
OU1	CON1	2/24/21		1,2-Dichloroethane	<	0.5		ug/L	
OU1	CON1	2/24/21		1,2-Dichloroethene (total)	<	1		ug/L	
OU1	CON1	2/24/21		1,2-Dichloropropane	<	0.5		ug/L	
OU1	CON1	2/24/21		1,3-Dichlorobenzene	<	0.5		ug/L	

Attachment 1. Table 1. Groundwater analytical data, Site 300, 2021.

OU	Location	Date	Sample Type	Parameter	LOS Indicator	Result	Error	Units	QA Flag
OU1	CON1	2/24/21		1,4-Dichlorobenzene	<	0.5		ug/L	
OU1	CON1	2/24/21		2-Chloroethylvinylether	<	10		ug/L	
OU1	CON1	2/24/21		Bromodichloromethane	<	0.5		ug/L	
OU1	CON1	2/24/21		Bromoform	<	0.5		ug/L	
OU1	CON1	2/24/21		Bromomethane	<	1		ug/L	
OU1	CON1	2/24/21		Carbon tetrachloride	<	0.5		ug/L	
OU1	CON1	2/24/21		Chlorobenzene	<	0.5		ug/L	
OU1	CON1	2/24/21		Chloroethane	<	0.5		ug/L	
OU1	CON1	2/24/21		Chloroform	<	0.5		ug/L	
OU1	CON1	2/24/21		Chloromethane	<	0.5		ug/L	
OU1	CON1	2/24/21		cis-1,2-Dichloroethene	<	0.5		ug/L	
OU1	CON1	2/24/21		cis-1,3-Dichloropropene	<	0.5		ug/L	
OU1	CON1	2/24/21		Dibromochloromethane	<	0.5		ug/L	
OU1	CON1	2/24/21		Dichlorodifluoromethane	<	0.5		ug/L	
OU1	CON1	2/24/21		Methylene chloride	<	1		ug/L	
OU1	CON1	2/24/21		Tetrachloroethene	<	0.5		ug/L	
OU1	CON1	2/24/21		trans-1,2-Dichloroethene	<	0.5		ug/L	
OU1	CON1	2/24/21		trans-1,3-Dichloropropene	<	0.5		ug/L	
OU1	CON1	2/24/21		Trichloroethene	<	0.5		ug/L	
OU1	CON1	2/24/21		Trichlorofluoromethane	<	0.5		ug/L	
OU1	CON1	2/24/21		Trichlorotrifluoroethane	<	0.5		ug/L	
OU1	CON1	2/24/21		Vinyl chloride	<	0.5		ug/L	
OU1	CON1	2/24/21		Field Oxidation Potential (Eh)		-88		mVolts	
OU1	CON1	2/24/21		Field pH		8.51		Units	
OU1	CON1	2/24/21		Field Specific Conductance		1994		umhos/cm	
OU1	CON1	2/24/21		Field Temperature		22.2		Degrees C	
OU1	CON1	2/24/21	DUP	1,1-Dichloroethane	<	0.5		ug/L	
OU1	CON1	2/24/21	DUP	1,1-Dichloroethene	<	0.5		ug/L	
OU1	CON1	2/24/21	DUP	1,1,1-Trichloroethane	<	0.5		ug/L	
OU1	CON1	2/24/21	DUP	1,1,2-Trichloroethane	<	0.5		ug/L	
OU1	CON1	2/24/21	DUP	1,1,2,2-Tetrachloroethane	<	0.5		ug/L	
OU1	CON1	2/24/21	DUP	1,2-Dichlorobenzene	<	0.5		ug/L	
OU1	CON1	2/24/21	DUP	1,2-Dichloroethane	<	0.5		ug/L	
OU1	CON1	2/24/21	DUP	1,2-Dichloroethene (total)	<	1		ug/L	
OU1	CON1	2/24/21	DUP	1,2-Dichloropropane	<	0.5		ug/L	
OU1	CON1	2/24/21	DUP	1,3-Dichlorobenzene	<	0.5		ug/L	
OU1	CON1	2/24/21	DUP	1,4-Dichlorobenzene	<	0.5		ug/L	
OU1	CON1	2/24/21	DUP	2-Chloroethylvinylether	<	1		ug/L	
OU1	CON1	2/24/21	DUP	Bromodichloromethane	<	0.5		ug/L	
OU1	CON1	2/24/21	DUP	Bromoform	<	0.5		ug/L	
OU1	CON1	2/24/21	DUP	Bromomethane	<	0.5		ug/L	
OU1	CON1	2/24/21	DUP	Carbon tetrachloride	<	0.5		ug/L	
OU1	CON1	2/24/21	DUP	Chlorobenzene	<	0.5		ug/L	
OU1	CON1	2/24/21	DUP	Chloroethane	<	0.5		ug/L	
OU1	CON1	2/24/21	DUP	Chloroform	<	0.5		ug/L	
OU1	CON1	2/24/21	DUP	Chloromethane	<	0.5		ug/L	
OU1	CON1	2/24/21	DUP	cis-1,2-Dichloroethene	<	0.5		ug/L	
OU1	CON1	2/24/21	DUP	cis-1,3-Dichloropropene	<	0.5		ug/L	
OU1	CON1	2/24/21	DUP	Dibromochloromethane	<	0.5		ug/L	
OU1	CON1	2/24/21	DUP	Dichlorodifluoromethane	<	0.5		ug/L	
OU1	CON1	2/24/21	DUP	Methylene chloride	<	0.5		ug/L	
OU1	CON1	2/24/21	DUP	Tetrachloroethene	<	0.5		ug/L	
OU1	CON1	2/24/21	DUP	trans-1,2-Dichloroethene	<	0.5		ug/L	
OU1	CON1	2/24/21	DUP	trans-1,3-Dichloropropene	<	0.5		ug/L	
OU1	CON1	2/24/21	DUP	Trichloroethene	<	0.5		ug/L	
OU1	CON1	2/24/21	DUP	Trichlorofluoromethane	<	0.5		ug/L	
OU1	CON1	2/24/21	DUP	Trichlorotrifluoroethane	<	0.5		ug/L	
OU1	CON1	2/24/21	DUP	Vinyl chloride	<	0.5		ug/L	
OU1	CON1	3/17/21		1,1-Dichloroethane	<	0.5		ug/L	
OU1	CON1	3/17/21		1,1-Dichloroethene	<	0.5		ug/L	
OU1	CON1	3/17/21		1,1,1-Trichloroethane	<	0.5		ug/L	
OU1	CON1	3/17/21		1,1,2-Trichloroethane	<	0.5		ug/L	
OU1	CON1	3/17/21		1,1,2,2-Tetrachloroethane	<	0.5		ug/L	
OU1	CON1	3/17/21		1,2-Dichlorobenzene	<	0.5		ug/L	
OU1	CON1	3/17/21		1,2-Dichloroethane	<	0.5		ug/L	
OU1	CON1	3/17/21		1,2-Dichloroethene (total)	<	1		ug/L	

Attachment 1. Table 1. Groundwater analytical data, Site 300, 2021.

OU	Location	Date	Sample Type	Parameter	LOS Indicator	Result	Error	Units	QA Flag
OU1	CON1	3/17/21		1,2-Dichloropropane	<	0.5		ug/L	
OU1	CON1	3/17/21		1,3-Dichlorobenzene	<	0.5		ug/L	
OU1	CON1	3/17/21		1,4-Dichlorobenzene	<	0.5		ug/L	
OU1	CON1	3/17/21		2-Chloroethylvinylether	<	10		ug/L	
OU1	CON1	3/17/21		Bromodichloromethane	<	0.5		ug/L	
OU1	CON1	3/17/21		Bromoform	<	0.5		ug/L	
OU1	CON1	3/17/21		Bromomethane	<	1		ug/L	
OU1	CON1	3/17/21		Carbon tetrachloride	<	0.5		ug/L	
OU1	CON1	3/17/21		Chlorobenzene	<	0.5		ug/L	
OU1	CON1	3/17/21		Chloroethane	<	0.5		ug/L	
OU1	CON1	3/17/21		Chloroform	<	0.5		ug/L	
OU1	CON1	3/17/21		Chloromethane	<	0.5		ug/L	
OU1	CON1	3/17/21		cis-1,2-Dichloroethene	<	0.5		ug/L	
OU1	CON1	3/17/21		cis-1,3-Dichloropropene	<	0.5		ug/L	
OU1	CON1	3/17/21		Dibromochloromethane	<	0.5		ug/L	
OU1	CON1	3/17/21		Dichlorodifluoromethane	<	0.5		ug/L	
OU1	CON1	3/17/21		Methylene chloride	<	1		ug/L	
OU1	CON1	3/17/21		Tetrachloroethene	<	0.5		ug/L	
OU1	CON1	3/17/21		trans-1,2-Dichloroethene	<	0.5		ug/L	
OU1	CON1	3/17/21		trans-1,3-Dichloropropene	<	0.5		ug/L	
OU1	CON1	3/17/21		Trichloroethene	<	0.5		ug/L	
OU1	CON1	3/17/21		Trichlorofluoromethane	<	0.5		ug/L	
OU1	CON1	3/17/21		Trichlorotrifluoroethane	<	0.5		ug/L	
OU1	CON1	3/17/21		Vinyl chloride	<	0.5		ug/L	
OU1	CON1	3/17/21	DUP	1,1-Dichloroethane	<	0.5		ug/L	
OU1	CON1	3/17/21	DUP	1,1-Dichloroethene	<	0.5		ug/L	
OU1	CON1	3/17/21	DUP	1,1,1-Trichloroethane	<	0.5		ug/L	
OU1	CON1	3/17/21	DUP	1,1,2-Trichloroethane	<	0.5		ug/L	
OU1	CON1	3/17/21	DUP	1,1,2,2-Tetrachloroethane	<	0.5		ug/L	
OU1	CON1	3/17/21	DUP	1,2-Dichlorobenzene	<	0.5		ug/L	
OU1	CON1	3/17/21	DUP	1,2-Dichloroethane	<	0.5		ug/L	
OU1	CON1	3/17/21	DUP	1,2-Dichloroethene (total)	<	1		ug/L	
OU1	CON1	3/17/21	DUP	1,2-Dichloropropane	<	0.5		ug/L	
OU1	CON1	3/17/21	DUP	1,3-Dichlorobenzene	<	0.5		ug/L	
OU1	CON1	3/17/21	DUP	1,4-Dichlorobenzene	<	0.5		ug/L	
OU1	CON1	3/17/21	DUP	2-Chloroethylvinylether	<	1		ug/L	
OU1	CON1	3/17/21	DUP	Bromodichloromethane	<	0.5		ug/L	
OU1	CON1	3/17/21	DUP	Bromoform	<	0.5		ug/L	
OU1	CON1	3/17/21	DUP	Bromomethane	<	0.5		ug/L	
OU1	CON1	3/17/21	DUP	Carbon tetrachloride	<	0.5		ug/L	
OU1	CON1	3/17/21	DUP	Chlorobenzene	<	0.5		ug/L	
OU1	CON1	3/17/21	DUP	Chloroethane	<	0.5		ug/L	
OU1	CON1	3/17/21	DUP	Chloroform	<	0.5		ug/L	
OU1	CON1	3/17/21	DUP	Chloromethane	<	0.5		ug/L	
OU1	CON1	3/17/21	DUP	cis-1,2-Dichloroethene	<	0.5		ug/L	
OU1	CON1	3/17/21	DUP	cis-1,3-Dichloropropene	<	0.5		ug/L	
OU1	CON1	3/17/21	DUP	Dibromochloromethane	<	0.5		ug/L	
OU1	CON1	3/17/21	DUP	Dichlorodifluoromethane	<	0.5		ug/L	
OU1	CON1	3/17/21	DUP	Methylene chloride	<	0.5		ug/L	
OU1	CON1	3/17/21	DUP	Tetrachloroethene	<	0.5		ug/L	
OU1	CON1	3/17/21	DUP	trans-1,2-Dichloroethene	<	0.5		ug/L	
OU1	CON1	3/17/21	DUP	trans-1,3-Dichloropropene	<	0.5		ug/L	
OU1	CON1	3/17/21	DUP	Trichloroethene	<	0.5		ug/L	
OU1	CON1	3/17/21	DUP	Trichlorofluoromethane	<	0.5		ug/L	
OU1	CON1	3/17/21	DUP	Trichlorotrifluoroethane	<	0.5		ug/L	
OU1	CON1	3/17/21	DUP	Vinyl chloride	<	0.5		ug/L	
OU1	CON1	4/22/21		1,1-Dichloroethane	<	0.5		ug/L	
OU1	CON1	4/22/21		1,1-Dichloroethene	<	0.5		ug/L	
OU1	CON1	4/22/21		1,1,1-Trichloroethane	<	0.5		ug/L	
OU1	CON1	4/22/21		1,1,2-Trichloroethane	<	0.5		ug/L	
OU1	CON1	4/22/21		1,1,2,2-Tetrachloroethane	<	0.5		ug/L	
OU1	CON1	4/22/21		1,2-Dichlorobenzene	<	0.5		ug/L	
OU1	CON1	4/22/21		1,2-Dichloroethane	<	0.5		ug/L	
OU1	CON1	4/22/21		1,2-Dichloroethene (total)	<	1		ug/L	
OU1	CON1	4/22/21		1,2-Dichloropropane	<	0.5		ug/L	
OU1	CON1	4/22/21		1,3-Dichlorobenzene	<	0.5		ug/L	

Attachment 1. Table 1. Groundwater analytical data, Site 300, 2021.

OU	Location	Date	Sample Type	Parameter	LOS Indicator	Result	Error	Units	QA Flag
OU1	CON1	4/22/21		1,4-Dichlorobenzene	<	0.5		ug/L	
OU1	CON1	4/22/21		2-Chloroethylvinylether	<	10		ug/L	
OU1	CON1	4/22/21		Bromodichloromethane	<	0.5		ug/L	
OU1	CON1	4/22/21		Bromoform	<	0.5		ug/L	
OU1	CON1	4/22/21		Bromomethane	<	1		ug/L	
OU1	CON1	4/22/21		Carbon tetrachloride	<	0.5		ug/L	
OU1	CON1	4/22/21		Chlorobenzene	<	0.5		ug/L	
OU1	CON1	4/22/21		Chloroethane	<	0.5		ug/L	
OU1	CON1	4/22/21		Chloroform	<	0.5		ug/L	
OU1	CON1	4/22/21		Chloromethane	<	0.5		ug/L	
OU1	CON1	4/22/21		cis-1,2-Dichloroethene	<	0.5		ug/L	
OU1	CON1	4/22/21		cis-1,3-Dichloropropene	<	0.5		ug/L	
OU1	CON1	4/22/21		Dibromochloromethane	<	0.5		ug/L	
OU1	CON1	4/22/21		Dichlorodifluoromethane	<	0.5		ug/L	
OU1	CON1	4/22/21		Methylene chloride	<	1		ug/L	
OU1	CON1	4/22/21		Tetrachloroethene	<	0.5		ug/L	
OU1	CON1	4/22/21		trans-1,2-Dichloroethene	<	0.5		ug/L	
OU1	CON1	4/22/21		trans-1,3-Dichloropropene	<	0.5		ug/L	
OU1	CON1	4/22/21		Trichloroethene	<	0.5		ug/L	
OU1	CON1	4/22/21		Trichlorofluoromethane	<	0.5		ug/L	
OU1	CON1	4/22/21		Trichlorotrifluoroethane	<	0.5		ug/L	
OU1	CON1	4/22/21		Vinyl chloride	<	0.5		ug/L	
OU1	CON1	4/22/21		Field Oxidation Potential (Eh)		-98		mVolts	
OU1	CON1	4/22/21		Field pH		8.26		Units	
OU1	CON1	4/22/21		Field Specific Conductance		1989		umhos/cm	
OU1	CON1	4/22/21		Field Temperature		22.7		Degrees C	
OU1	CON1	4/22/21	DUP	1,1-Dichloroethane	<	0.5		ug/L	
OU1	CON1	4/22/21	DUP	1,1-Dichloroethene	<	0.5		ug/L	
OU1	CON1	4/22/21	DUP	1,1,1-Trichloroethane	<	0.5		ug/L	
OU1	CON1	4/22/21	DUP	1,1,2-Trichloroethane	<	0.5		ug/L	
OU1	CON1	4/22/21	DUP	1,1,2,2-Tetrachloroethane	<	0.5		ug/L	
OU1	CON1	4/22/21	DUP	1,2-Dichlorobenzene	<	0.5		ug/L	
OU1	CON1	4/22/21	DUP	1,2-Dichloroethane	<	0.5		ug/L	
OU1	CON1	4/22/21	DUP	1,2-Dichloroethene (total)	<	1		ug/L	
OU1	CON1	4/22/21	DUP	1,2-Dichloropropane	<	0.5		ug/L	
OU1	CON1	4/22/21	DUP	1,3-Dichlorobenzene	<	0.5		ug/L	
OU1	CON1	4/22/21	DUP	1,4-Dichlorobenzene	<	0.5		ug/L	
OU1	CON1	4/22/21	DUP	2-Chloroethylvinylether	<	1		ug/L	
OU1	CON1	4/22/21	DUP	Bromodichloromethane	<	0.5		ug/L	
OU1	CON1	4/22/21	DUP	Bromoform	<	0.5		ug/L	
OU1	CON1	4/22/21	DUP	Bromomethane	<	0.5		ug/L	
OU1	CON1	4/22/21	DUP	Carbon tetrachloride	<	0.5		ug/L	
OU1	CON1	4/22/21	DUP	Chlorobenzene	<	0.5		ug/L	
OU1	CON1	4/22/21	DUP	Chloroethane	<	0.5		ug/L	
OU1	CON1	4/22/21	DUP	Chloroform	<	0.5		ug/L	
OU1	CON1	4/22/21	DUP	Chloromethane	<	0.5		ug/L	
OU1	CON1	4/22/21	DUP	cis-1,2-Dichloroethene	<	0.5		ug/L	
OU1	CON1	4/22/21	DUP	cis-1,3-Dichloropropene	<	0.5		ug/L	
OU1	CON1	4/22/21	DUP	Dibromochloromethane	<	0.5		ug/L	
OU1	CON1	4/22/21	DUP	Dichlorodifluoromethane	<	0.5		ug/L	
OU1	CON1	4/22/21	DUP	Methylene chloride	<	0.5		ug/L	
OU1	CON1	4/22/21	DUP	Tetrachloroethene	<	0.5		ug/L	
OU1	CON1	4/22/21	DUP	trans-1,2-Dichloroethene	<	0.5		ug/L	
OU1	CON1	4/22/21	DUP	trans-1,3-Dichloropropene	<	0.5		ug/L	
OU1	CON1	4/22/21	DUP	Trichloroethene	<	0.5		ug/L	
OU1	CON1	4/22/21	DUP	Trichlorofluoromethane	<	0.5		ug/L	
OU1	CON1	4/22/21	DUP	Trichlorotrifluoroethane	<	0.5		ug/L	
OU1	CON1	4/22/21	DUP	Vinyl chloride	<	0.5		ug/L	
OU1	CON1	5/20/21		1,1-Dichloroethane	<	0.5		ug/L	
OU1	CON1	5/20/21		1,1-Dichloroethene	<	0.5		ug/L	
OU1	CON1	5/20/21		1,1,1-Trichloroethane	<	0.5		ug/L	
OU1	CON1	5/20/21		1,1,2-Trichloroethane	<	0.5		ug/L	
OU1	CON1	5/20/21		1,1,2,2-Tetrachloroethane	<	0.5		ug/L	
OU1	CON1	5/20/21		1,2-Dichlorobenzene	<	0.5		ug/L	
OU1	CON1	5/20/21		1,2-Dichloroethane	<	0.5		ug/L	
OU1	CON1	5/20/21		1,2-Dichloroethene (total)	<	1		ug/L	

Attachment 1. Table 1. Groundwater analytical data, Site 300, 2021.

OU	Location	Date	Sample Type	Parameter	LOS Indicator	Result	Error	Units	QA Flag
OU1	CON1	5/20/21		1,2-Dichloropropane	<	0.5		ug/L	
OU1	CON1	5/20/21		1,3-Dichlorobenzene	<	0.5		ug/L	
OU1	CON1	5/20/21		1,4-Dichlorobenzene	<	0.5		ug/L	
OU1	CON1	5/20/21		2-Chloroethylvinylether	<	10		ug/L	
OU1	CON1	5/20/21		Bromodichloromethane	<	0.5		ug/L	
OU1	CON1	5/20/21		Bromoform	<	0.5		ug/L	
OU1	CON1	5/20/21		Bromomethane	<	1		ug/L	
OU1	CON1	5/20/21		Carbon tetrachloride	<	0.5		ug/L	
OU1	CON1	5/20/21		Chlorobenzene	<	0.5		ug/L	
OU1	CON1	5/20/21		Chloroethane	<	0.5		ug/L	
OU1	CON1	5/20/21		Chloroform	<	0.5		ug/L	
OU1	CON1	5/20/21		Chloromethane	<	0.5		ug/L	
OU1	CON1	5/20/21		cis-1,2-Dichloroethene	<	0.5		ug/L	
OU1	CON1	5/20/21		cis-1,3-Dichloropropene	<	0.5		ug/L	
OU1	CON1	5/20/21		Dibromochloromethane	<	0.5		ug/L	
OU1	CON1	5/20/21		Dichlorodifluoromethane	<	0.5		ug/L	
OU1	CON1	5/20/21		Methylene chloride	<	1		ug/L	
OU1	CON1	5/20/21		Tetrachloroethene	<	0.5		ug/L	
OU1	CON1	5/20/21		trans-1,2-Dichloroethene	<	0.5		ug/L	
OU1	CON1	5/20/21		trans-1,3-Dichloropropene	<	0.5		ug/L	
OU1	CON1	5/20/21		Trichloroethene	<	0.5		ug/L	
OU1	CON1	5/20/21		Trichlorofluoromethane	<	0.5		ug/L	
OU1	CON1	5/20/21		Trichlorotrifluoroethane	<	0.5		ug/L	
OU1	CON1	5/20/21		Vinyl chloride	<	0.5		ug/L	
OU1	CON1	5/20/21		Field Oxidation Potential (Eh)		-102		mVolts	
OU1	CON1	5/20/21		Field pH		8.29		Units	
OU1	CON1	5/20/21		Field Specific Conductance		2126		umhos/cm	
OU1	CON1	5/20/21		Field Temperature		22		Degrees C	
OU1	CON1	5/20/21	DUP	1,1-Dichloroethane	<	0.5		ug/L	
OU1	CON1	5/20/21	DUP	1,1-Dichloroethene	<	0.5		ug/L	
OU1	CON1	5/20/21	DUP	1,1,1-Trichloroethane	<	0.5		ug/L	
OU1	CON1	5/20/21	DUP	1,1,2-Trichloroethane	<	0.5		ug/L	
OU1	CON1	5/20/21	DUP	1,1,2,2-Tetrachloroethane	<	0.5		ug/L	
OU1	CON1	5/20/21	DUP	1,2-Dichlorobenzene	<	0.5		ug/L	
OU1	CON1	5/20/21	DUP	1,2-Dichloroethane	<	0.5		ug/L	
OU1	CON1	5/20/21	DUP	1,2-Dichloroethene (total)	<	1		ug/L	
OU1	CON1	5/20/21	DUP	1,2-Dichloropropane	<	0.5		ug/L	
OU1	CON1	5/20/21	DUP	1,3-Dichlorobenzene	<	0.5		ug/L	
OU1	CON1	5/20/21	DUP	1,4-Dichlorobenzene	<	0.5		ug/L	
OU1	CON1	5/20/21	DUP	2-Chloroethylvinylether	<	1		ug/L	
OU1	CON1	5/20/21	DUP	Bromodichloromethane	<	0.5		ug/L	
OU1	CON1	5/20/21	DUP	Bromoform	<	0.5		ug/L	
OU1	CON1	5/20/21	DUP	Bromomethane	<	0.5		ug/L	
OU1	CON1	5/20/21	DUP	Carbon tetrachloride	<	0.5		ug/L	
OU1	CON1	5/20/21	DUP	Chlorobenzene	<	0.5		ug/L	
OU1	CON1	5/20/21	DUP	Chloroethane	<	0.5		ug/L	
OU1	CON1	5/20/21	DUP	Chloroform	<	0.5		ug/L	
OU1	CON1	5/20/21	DUP	Chloromethane	<	0.5		ug/L	
OU1	CON1	5/20/21	DUP	cis-1,2-Dichloroethene	<	0.5		ug/L	
OU1	CON1	5/20/21	DUP	cis-1,3-Dichloropropene	<	0.5		ug/L	
OU1	CON1	5/20/21	DUP	Dibromochloromethane	<	0.5		ug/L	
OU1	CON1	5/20/21	DUP	Dichlorodifluoromethane	<	0.5		ug/L	L
OU1	CON1	5/20/21	DUP	Methylene chloride	<	0.5		ug/L	
OU1	CON1	5/20/21	DUP	Tetrachloroethene	<	0.5		ug/L	
OU1	CON1	5/20/21	DUP	trans-1,2-Dichloroethene	<	0.5		ug/L	
OU1	CON1	5/20/21	DUP	trans-1,3-Dichloropropene	<	0.5		ug/L	
OU1	CON1	5/20/21	DUP	Trichloroethene	<	0.5		ug/L	
OU1	CON1	5/20/21	DUP	Trichlorofluoromethane	<	0.5		ug/L	
OU1	CON1	5/20/21	DUP	Trichlorotrifluoroethane	<	0.5		ug/L	
OU1	CON1	5/20/21	DUP	Vinyl chloride	<	0.5		ug/L	
OU1	CON1	6/15/21		1,1-Dichloroethane	<	0.5		ug/L	
OU1	CON1	6/15/21		1,1-Dichloroethene	<	0.5		ug/L	
OU1	CON1	6/15/21		1,1,1-Trichloroethane	<	0.5		ug/L	
OU1	CON1	6/15/21		1,1,2-Trichloroethane	<	0.5		ug/L	
OU1	CON1	6/15/21		1,1,2,2-Tetrachloroethane	<	0.5		ug/L	
OU1	CON1	6/15/21		1,2-Dichlorobenzene	<	0.5		ug/L	

Attachment 1. Table 1. Groundwater analytical data, Site 300, 2021.

OU	Location	Date	Sample Type	Parameter	LOS Indicator	Result	Error	Units	QA Flag
OU1	CON1	6/15/21		1,2-Dichloroethane	<	0.5		ug/L	
OU1	CON1	6/15/21		1,2-Dichloroethene (total)	<	1		ug/L	
OU1	CON1	6/15/21		1,2-Dichloropropane	<	0.5		ug/L	
OU1	CON1	6/15/21		1,3-Dichlorobenzene	<	0.5		ug/L	
OU1	CON1	6/15/21		1,4-Dichlorobenzene	<	0.5		ug/L	
OU1	CON1	6/15/21		2-Chloroethylvinylether	<	10		ug/L	
OU1	CON1	6/15/21		Bromodichloromethane	<	0.5		ug/L	
OU1	CON1	6/15/21		Bromoform	<	0.5		ug/L	
OU1	CON1	6/15/21		Bromomethane	<	1		ug/L	
OU1	CON1	6/15/21		Carbon tetrachloride	<	0.5		ug/L	
OU1	CON1	6/15/21		Chlorobenzene	<	0.5		ug/L	
OU1	CON1	6/15/21		Chloroethane	<	0.5		ug/L	
OU1	CON1	6/15/21		Chloroform	<	0.5		ug/L	
OU1	CON1	6/15/21		Chloromethane	<	0.5		ug/L	
OU1	CON1	6/15/21		cis-1,2-Dichloroethene	<	0.5		ug/L	
OU1	CON1	6/15/21		cis-1,3-Dichloropropene	<	0.5		ug/L	
OU1	CON1	6/15/21		Dibromochloromethane	<	0.5		ug/L	
OU1	CON1	6/15/21		Dichlorodifluoromethane	<	0.5		ug/L	
OU1	CON1	6/15/21		Methylene chloride	<	1		ug/L	
OU1	CON1	6/15/21		Tetrachloroethene	<	0.5		ug/L	
OU1	CON1	6/15/21		trans-1,2-Dichloroethene	<	0.5		ug/L	
OU1	CON1	6/15/21		trans-1,3-Dichloropropene	<	0.5		ug/L	
OU1	CON1	6/15/21		Trichloroethene	<	0.5		ug/L	
OU1	CON1	6/15/21		Trichlorofluoromethane	<	0.5		ug/L	
OU1	CON1	6/15/21		Trichlorotrifluoroethane	<	0.5		ug/L	
OU1	CON1	6/15/21		Vinyl chloride	<	0.5		ug/L	
OU1	CON1	6/15/21		Field Oxidation Potential (Eh)		52		mVolts	
OU1	CON1	6/15/21		Field pH		8.3		Units	
OU1	CON1	6/15/21		Field Specific Conductance		2137		umhos/cm	
OU1	CON1	6/15/21		Field Temperature		23.9		Degrees C	
OU1	CON1	6/15/21	DUP	1,1-Dichloroethane	<	0.5		ug/L	
OU1	CON1	6/15/21	DUP	1,1-Dichloroethene	<	0.5		ug/L	
OU1	CON1	6/15/21	DUP	1,1,1-Trichloroethane	<	0.5		ug/L	
OU1	CON1	6/15/21	DUP	1,1,2-Trichloroethane	<	0.5		ug/L	
OU1	CON1	6/15/21	DUP	1,1,2,2-Tetrachloroethane	<	0.5		ug/L	
OU1	CON1	6/15/21	DUP	1,2-Dichlorobenzene	<	0.5		ug/L	
OU1	CON1	6/15/21	DUP	1,2-Dichloroethane	<	0.5		ug/L	
OU1	CON1	6/15/21	DUP	1,2-Dichloroethene (total)	<	1		ug/L	
OU1	CON1	6/15/21	DUP	1,2-Dichloropropane	<	0.5		ug/L	
OU1	CON1	6/15/21	DUP	1,3-Dichlorobenzene	<	0.5		ug/L	
OU1	CON1	6/15/21	DUP	1,4-Dichlorobenzene	<	0.5		ug/L	
OU1	CON1	6/15/21	DUP	2-Chloroethylvinylether	<	1		ug/L	
OU1	CON1	6/15/21	DUP	Bromodichloromethane	<	0.5		ug/L	
OU1	CON1	6/15/21	DUP	Bromoform	<	0.5		ug/L	
OU1	CON1	6/15/21	DUP	Bromomethane	<	0.5		ug/L	
OU1	CON1	6/15/21	DUP	Carbon tetrachloride	<	0.5		ug/L	
OU1	CON1	6/15/21	DUP	Chlorobenzene	<	0.5		ug/L	
OU1	CON1	6/15/21	DUP	Chloroethane	<	0.5		ug/L	
OU1	CON1	6/15/21	DUP	Chloroform	<	0.5		ug/L	
OU1	CON1	6/15/21	DUP	Chloromethane	<	0.5		ug/L	
OU1	CON1	6/15/21	DUP	cis-1,2-Dichloroethene	<	0.5		ug/L	
OU1	CON1	6/15/21	DUP	cis-1,3-Dichloropropene	<	0.5		ug/L	
OU1	CON1	6/15/21	DUP	Dibromochloromethane	<	0.5		ug/L	
OU1	CON1	6/15/21	DUP	Dichlorodifluoromethane	<	0.5		ug/L	
OU1	CON1	6/15/21	DUP	Methylene chloride	<	0.5		ug/L	
OU1	CON1	6/15/21	DUP	Tetrachloroethene	<	0.5		ug/L	
OU1	CON1	6/15/21	DUP	trans-1,2-Dichloroethene	<	0.5		ug/L	
OU1	CON1	6/15/21	DUP	trans-1,3-Dichloropropene	<	0.5		ug/L	
OU1	CON1	6/15/21	DUP	Trichloroethene	<	0.5		ug/L	
OU1	CON1	6/15/21	DUP	Trichlorofluoromethane	<	0.5		ug/L	
OU1	CON1	6/15/21	DUP	Trichlorotrifluoroethane	<	0.5		ug/L	
OU1	CON1	6/15/21	DUP	Vinyl chloride	<	0.5		ug/L	
OU1	CON1	7/28/21		1,1-Dichloroethane	<	0.5		ug/L	
OU1	CON1	7/28/21		1,1-Dichloroethene	<	0.5		ug/L	
OU1	CON1	7/28/21		1,1,1-Trichloroethane	<	0.5		ug/L	
OU1	CON1	7/28/21		1,1,2-Trichloroethane	<	0.5		ug/L	

Attachment 1. Table 1. Groundwater analytical data, Site 300, 2021.

OU	Location	Date	Sample Type	Parameter	LOS Indicator	Result	Error	Units	QA Flag
OU1	CON1	7/28/21		1,1,2,2-Tetrachloroethane	<	0.5		ug/L	
OU1	CON1	7/28/21		1,2-Dichlorobenzene	<	0.5		ug/L	
OU1	CON1	7/28/21		1,2-Dichloroethane	<	0.5		ug/L	
OU1	CON1	7/28/21		1,2-Dichloroethene (total)	<	1		ug/L	
OU1	CON1	7/28/21		1,2-Dichloropropane	<	0.5		ug/L	
OU1	CON1	7/28/21		1,3-Dichlorobenzene	<	0.5		ug/L	
OU1	CON1	7/28/21		1,4-Dichlorobenzene	<	0.5		ug/L	
OU1	CON1	7/28/21		2-Chloroethylvinylether	<	10		ug/L	
OU1	CON1	7/28/21		Bromodichloromethane	<	0.5		ug/L	
OU1	CON1	7/28/21		Bromoform	<	0.5		ug/L	
OU1	CON1	7/28/21		Bromomethane	<	1		ug/L	
OU1	CON1	7/28/21		Carbon tetrachloride	<	0.5		ug/L	
OU1	CON1	7/28/21		Chlorobenzene	<	0.5		ug/L	
OU1	CON1	7/28/21		Chloroethane	<	0.5		ug/L	
OU1	CON1	7/28/21		Chloroform	<	0.5		ug/L	
OU1	CON1	7/28/21		Chloromethane	<	0.5		ug/L	
OU1	CON1	7/28/21		cis-1,2-Dichloroethene	<	0.5		ug/L	
OU1	CON1	7/28/21		cis-1,3-Dichloropropene	<	0.5		ug/L	
OU1	CON1	7/28/21		Dibromochloromethane	<	0.5		ug/L	
OU1	CON1	7/28/21		Dichlorodifluoromethane	<	0.5		ug/L	
OU1	CON1	7/28/21		Methylene chloride	<	1		ug/L	
OU1	CON1	7/28/21		Tetrachloroethene	<	0.5		ug/L	
OU1	CON1	7/28/21		trans-1,2-Dichloroethene	<	0.5		ug/L	
OU1	CON1	7/28/21		trans-1,3-Dichloropropene	<	0.5		ug/L	
OU1	CON1	7/28/21		Trichloroethene	<	0.5		ug/L	
OU1	CON1	7/28/21		Trichlorofluoromethane	<	0.5		ug/L	
OU1	CON1	7/28/21		Trichlorotrifluoroethane	<	0.5		ug/L	
OU1	CON1	7/28/21		Vinyl chloride	<	0.5		ug/L	
OU1	CON1	7/28/21		Field Oxidation Potential (Eh)		24		mVolts	
OU1	CON1	7/28/21		Field pH		8.34		Units	
OU1	CON1	7/28/21		Field Specific Conductance		2036		umhos/cm	
OU1	CON1	7/28/21		Field Temperature		24.3		Degrees C	
OU1	CON1	7/28/21	DUP	1,1-Dichloroethane	<	0.5		ug/L	
OU1	CON1	7/28/21	DUP	1,1-Dichloroethene	<	0.5		ug/L	
OU1	CON1	7/28/21	DUP	1,1,1-Trichloroethane	<	0.5		ug/L	
OU1	CON1	7/28/21	DUP	1,1,2-Trichloroethane	<	0.5		ug/L	
OU1	CON1	7/28/21	DUP	1,1,2,2-Tetrachloroethane	<	0.5		ug/L	
OU1	CON1	7/28/21	DUP	1,2-Dichlorobenzene	<	0.5		ug/L	
OU1	CON1	7/28/21	DUP	1,2-Dichloroethane	<	0.5		ug/L	O
OU1	CON1	7/28/21	DUP	1,2-Dichloroethene (total)	<	1		ug/L	
OU1	CON1	7/28/21	DUP	1,2-Dichloropropane	<	0.5		ug/L	
OU1	CON1	7/28/21	DUP	1,3-Dichlorobenzene	<	0.5		ug/L	
OU1	CON1	7/28/21	DUP	1,4-Dichlorobenzene	<	0.5		ug/L	
OU1	CON1	7/28/21	DUP	2-Chloroethylvinylether	<	1		ug/L	
OU1	CON1	7/28/21	DUP	Bromodichloromethane	<	0.5		ug/L	
OU1	CON1	7/28/21	DUP	Bromoform	<	0.5		ug/L	
OU1	CON1	7/28/21	DUP	Bromomethane	<	0.5		ug/L	
OU1	CON1	7/28/21	DUP	Carbon tetrachloride	<	0.5		ug/L	
OU1	CON1	7/28/21	DUP	Chlorobenzene	<	0.5		ug/L	
OU1	CON1	7/28/21	DUP	Chloroethane	<	0.5		ug/L	
OU1	CON1	7/28/21	DUP	Chloroform	<	0.5		ug/L	
OU1	CON1	7/28/21	DUP	Chloromethane	<	0.5		ug/L	
OU1	CON1	7/28/21	DUP	cis-1,2-Dichloroethene	<	0.5		ug/L	
OU1	CON1	7/28/21	DUP	cis-1,3-Dichloropropene	<	0.5		ug/L	
OU1	CON1	7/28/21	DUP	Dibromochloromethane	<	0.5		ug/L	
OU1	CON1	7/28/21	DUP	Dichlorodifluoromethane	<	0.5		ug/L	
OU1	CON1	7/28/21	DUP	Methylene chloride	<	0.5		ug/L	
OU1	CON1	7/28/21	DUP	Tetrachloroethene	<	0.5		ug/L	
OU1	CON1	7/28/21	DUP	trans-1,2-Dichloroethene	<	0.5		ug/L	
OU1	CON1	7/28/21	DUP	trans-1,3-Dichloropropene	<	0.5		ug/L	
OU1	CON1	7/28/21	DUP	Trichloroethene	<	0.5		ug/L	
OU1	CON1	7/28/21	DUP	Trichlorofluoromethane	<	0.5		ug/L	
OU1	CON1	7/28/21	DUP	Trichlorotrifluoroethane	<	0.5		ug/L	
OU1	CON1	7/28/21	DUP	Vinyl chloride	<	0.5		ug/L	
OU1	CON1	8/25/21		1,1-Dichloroethane	<	0.5		ug/L	
OU1	CON1	8/25/21		1,1-Dichloroethene	<	0.5		ug/L	

Attachment 1. Table 1. Groundwater analytical data, Site 300, 2021.

OU	Location	Date	Sample Type	Parameter	LOS Indicator	Result	Error	Units	QA Flag
OU1	CON1	8/25/21		1,1,1-Trichloroethane	<	0.5		ug/L	
OU1	CON1	8/25/21		1,1,2-Trichloroethane	<	0.5		ug/L	
OU1	CON1	8/25/21		1,1,2,2-Tetrachloroethane	<	0.5		ug/L	
OU1	CON1	8/25/21		1,2-Dichlorobenzene	<	0.5		ug/L	
OU1	CON1	8/25/21		1,2-Dichloroethane	<	0.5		ug/L	
OU1	CON1	8/25/21		1,2-Dichloroethene (total)	<	1		ug/L	
OU1	CON1	8/25/21		1,2-Dichloropropane	<	0.5		ug/L	
OU1	CON1	8/25/21		1,3-Dichlorobenzene	<	0.5		ug/L	
OU1	CON1	8/25/21		1,4-Dichlorobenzene	<	0.5		ug/L	
OU1	CON1	8/25/21		2-Chloroethylvinylether	<	10		ug/L	
OU1	CON1	8/25/21		Bromodichloromethane	<	0.5		ug/L	
OU1	CON1	8/25/21		Bromoform	<	0.5		ug/L	
OU1	CON1	8/25/21		Bromomethane	<	1		ug/L	
OU1	CON1	8/25/21		Carbon tetrachloride	<	0.5		ug/L	
OU1	CON1	8/25/21		Chlorobenzene	<	0.5		ug/L	
OU1	CON1	8/25/21		Chloroethane	<	0.5		ug/L	
OU1	CON1	8/25/21		Chloroform	<	0.5		ug/L	
OU1	CON1	8/25/21		Chloromethane	<	0.5		ug/L	
OU1	CON1	8/25/21		cis-1,2-Dichloroethene	<	0.5		ug/L	
OU1	CON1	8/25/21		cis-1,3-Dichloropropene	<	0.5		ug/L	
OU1	CON1	8/25/21		Dibromochloromethane	<	0.5		ug/L	
OU1	CON1	8/25/21		Dichlorodifluoromethane	<	0.5		ug/L	
OU1	CON1	8/25/21		Methylene chloride	<	1		ug/L	
OU1	CON1	8/25/21		Tetrachloroethene	<	0.5		ug/L	
OU1	CON1	8/25/21		trans-1,2-Dichloroethene	<	0.5		ug/L	
OU1	CON1	8/25/21		trans-1,3-Dichloropropene	<	0.5		ug/L	
OU1	CON1	8/25/21		Trichloroethene	<	0.5		ug/L	
OU1	CON1	8/25/21		Trichlorofluoromethane	<	0.5		ug/L	
OU1	CON1	8/25/21		Trichlorotrifluoroethane	<	0.5		ug/L	
OU1	CON1	8/25/21		Vinyl chloride	<	0.5		ug/L	
OU1	CON1	8/25/21		Field Oxidation Potential (Eh)		-147		mVolts	
OU1	CON1	8/25/21		Field pH		8.45		Units	
OU1	CON1	8/25/21		Field Specific Conductance		1997		umhos/cm	
OU1	CON1	8/25/21		Field Temperature		22.9		Degrees C	
OU1	CON1	8/25/21	DUP	1,1-Dichloroethane	<	0.5		ug/L	
OU1	CON1	8/25/21	DUP	1,1-Dichloroethene	<	0.5		ug/L	
OU1	CON1	8/25/21	DUP	1,1,1-Trichloroethane	<	0.5		ug/L	
OU1	CON1	8/25/21	DUP	1,1,2-Trichloroethane	<	0.5		ug/L	
OU1	CON1	8/25/21	DUP	1,1,2,2-Tetrachloroethane	<	0.5		ug/L	
OU1	CON1	8/25/21	DUP	1,2-Dichlorobenzene	<	0.5		ug/L	
OU1	CON1	8/25/21	DUP	1,2-Dichloroethane	<	0.5		ug/L	
OU1	CON1	8/25/21	DUP	1,2-Dichloroethene (total)	<	1		ug/L	
OU1	CON1	8/25/21	DUP	1,2-Dichloropropane	<	0.5		ug/L	
OU1	CON1	8/25/21	DUP	1,3-Dichlorobenzene	<	0.5		ug/L	
OU1	CON1	8/25/21	DUP	1,4-Dichlorobenzene	<	0.5		ug/L	
OU1	CON1	8/25/21	DUP	2-Chloroethylvinylether	<	1		ug/L	
OU1	CON1	8/25/21	DUP	Bromodichloromethane	<	0.5		ug/L	
OU1	CON1	8/25/21	DUP	Bromoform	<	0.5		ug/L	
OU1	CON1	8/25/21	DUP	Bromomethane	<	0.5		ug/L	
OU1	CON1	8/25/21	DUP	Carbon tetrachloride	<	0.5		ug/L	
OU1	CON1	8/25/21	DUP	Chlorobenzene	<	0.5		ug/L	
OU1	CON1	8/25/21	DUP	Chloroethane	<	0.5		ug/L	
OU1	CON1	8/25/21	DUP	Chloroform	<	0.5		ug/L	
OU1	CON1	8/25/21	DUP	Chloromethane	<	0.5		ug/L	
OU1	CON1	8/25/21	DUP	cis-1,2-Dichloroethene	<	0.5		ug/L	
OU1	CON1	8/25/21	DUP	cis-1,3-Dichloropropene	<	0.5		ug/L	
OU1	CON1	8/25/21	DUP	Dibromochloromethane	<	0.5		ug/L	
OU1	CON1	8/25/21	DUP	Dichlorodifluoromethane	<	0.5		ug/L	
OU1	CON1	8/25/21	DUP	Methylene chloride	<	0.5		ug/L	
OU1	CON1	8/25/21	DUP	Tetrachloroethene	<	0.5		ug/L	
OU1	CON1	8/25/21	DUP	trans-1,2-Dichloroethene	<	0.5		ug/L	
OU1	CON1	8/25/21	DUP	trans-1,3-Dichloropropene	<	0.5		ug/L	
OU1	CON1	8/25/21	DUP	Trichloroethene	<	0.5		ug/L	
OU1	CON1	8/25/21	DUP	Trichlorofluoromethane	<	0.5		ug/L	
OU1	CON1	8/25/21	DUP	Trichlorotrifluoroethane	<	0.5		ug/L	
OU1	CON1	8/25/21	DUP	Vinyl chloride	<	0.5		ug/L	

Attachment 1. Table 1. Groundwater analytical data, Site 300, 2021.

OU	Location	Date	Sample Type	Parameter	LOS Indicator	Result	Error	Units	QA Flag
OU1	CON1	9/23/21		1,1-Dichloroethane	<	0.5		ug/L	
OU1	CON1	9/23/21		1,1-Dichloroethene	<	0.5		ug/L	
OU1	CON1	9/23/21		1,1,1-Trichloroethane	<	0.5		ug/L	
OU1	CON1	9/23/21		1,1,2-Trichloroethane	<	0.5		ug/L	
OU1	CON1	9/23/21		1,1,2,2-Tetrachloroethane	<	0.5		ug/L	
OU1	CON1	9/23/21		1,2-Dichlorobenzene	<	0.5		ug/L	
OU1	CON1	9/23/21		1,2-Dichloroethane	<	0.5		ug/L	
OU1	CON1	9/23/21		1,2-Dichloroethene (total)	<	1		ug/L	
OU1	CON1	9/23/21		1,2-Dichloropropane	<	0.5		ug/L	
OU1	CON1	9/23/21		1,3-Dichlorobenzene	<	0.5		ug/L	
OU1	CON1	9/23/21		1,4-Dichlorobenzene	<	0.5		ug/L	
OU1	CON1	9/23/21		2-Chloroethylvinylether	<	10		ug/L	
OU1	CON1	9/23/21		Bromodichloromethane	<	0.5		ug/L	
OU1	CON1	9/23/21		Bromoform	<	0.5		ug/L	
OU1	CON1	9/23/21		Bromomethane	<	1		ug/L	
OU1	CON1	9/23/21		Carbon tetrachloride	<	0.5		ug/L	
OU1	CON1	9/23/21		Chlorobenzene	<	0.5		ug/L	
OU1	CON1	9/23/21		Chloroethane	<	0.5		ug/L	
OU1	CON1	9/23/21		Chloroform	<	0.5		ug/L	
OU1	CON1	9/23/21		Chloromethane	<	0.5		ug/L	
OU1	CON1	9/23/21		cis-1,2-Dichloroethene	<	0.5		ug/L	
OU1	CON1	9/23/21		cis-1,3-Dichloropropene	<	0.5		ug/L	
OU1	CON1	9/23/21		Dibromochloromethane	<	0.5		ug/L	
OU1	CON1	9/23/21		Dichlorodifluoromethane	<	0.5		ug/L	
OU1	CON1	9/23/21		Methylene chloride	<	1		ug/L	
OU1	CON1	9/23/21		Tetrachloroethene	<	0.5		ug/L	
OU1	CON1	9/23/21		trans-1,2-Dichloroethene	<	0.5		ug/L	
OU1	CON1	9/23/21		trans-1,3-Dichloropropene	<	0.5		ug/L	
OU1	CON1	9/23/21		Trichloroethene	<	0.5		ug/L	
OU1	CON1	9/23/21		Trichlorofluoromethane	<	0.5		ug/L	
OU1	CON1	9/23/21		Trichlorotrifluoroethane	<	0.5		ug/L	
OU1	CON1	9/23/21		Vinyl chloride	<	0.5		ug/L	
OU1	CON1	9/23/21		Field Oxidation Potential (Eh)		48		mVolts	
OU1	CON1	9/23/21		Field pH		8.21		Units	
OU1	CON1	9/23/21		Field Specific Conductance		1952		umhos/cm	
OU1	CON1	9/23/21		Field Temperature		23.7		Degrees C	
OU1	CON1	9/23/21	DUP	1,1-Dichloroethane	<	0.5		ug/L	
OU1	CON1	9/23/21	DUP	1,1-Dichloroethene	<	0.5		ug/L	
OU1	CON1	9/23/21	DUP	1,1,1-Trichloroethane	<	0.5		ug/L	
OU1	CON1	9/23/21	DUP	1,1,2-Trichloroethane	<	0.5		ug/L	
OU1	CON1	9/23/21	DUP	1,1,2,2-Tetrachloroethane	<	0.5		ug/L	
OU1	CON1	9/23/21	DUP	1,2-Dichlorobenzene	<	0.5		ug/L	
OU1	CON1	9/23/21	DUP	1,2-Dichloroethane	<	0.5		ug/L	
OU1	CON1	9/23/21	DUP	1,2-Dichloroethene (total)	<	1		ug/L	
OU1	CON1	9/23/21	DUP	1,2-Dichloropropane	<	0.5		ug/L	
OU1	CON1	9/23/21	DUP	1,3-Dichlorobenzene	<	0.5		ug/L	
OU1	CON1	9/23/21	DUP	1,4-Dichlorobenzene	<	0.5		ug/L	
OU1	CON1	9/23/21	DUP	2-Chloroethylvinylether	<	1		ug/L	
OU1	CON1	9/23/21	DUP	Bromodichloromethane	<	0.5		ug/L	
OU1	CON1	9/23/21	DUP	Bromoform	<	0.5		ug/L	
OU1	CON1	9/23/21	DUP	Bromomethane	<	0.5		ug/L	
OU1	CON1	9/23/21	DUP	Carbon tetrachloride	<	0.5		ug/L	
OU1	CON1	9/23/21	DUP	Chlorobenzene	<	0.5		ug/L	
OU1	CON1	9/23/21	DUP	Chloroethane	<	0.5		ug/L	
OU1	CON1	9/23/21	DUP	Chloroform	<	0.5		ug/L	
OU1	CON1	9/23/21	DUP	Chloromethane	<	0.5		ug/L	
OU1	CON1	9/23/21	DUP	cis-1,2-Dichloroethene	<	0.5		ug/L	
OU1	CON1	9/23/21	DUP	cis-1,3-Dichloropropene	<	0.5		ug/L	
OU1	CON1	9/23/21	DUP	Dibromochloromethane	<	0.5		ug/L	
OU1	CON1	9/23/21	DUP	Dichlorodifluoromethane	<	0.5		ug/L	L
OU1	CON1	9/23/21	DUP	Methylene chloride	<	0.5		ug/L	
OU1	CON1	9/23/21	DUP	Tetrachloroethene	<	0.5		ug/L	
OU1	CON1	9/23/21	DUP	trans-1,2-Dichloroethene	<	0.5		ug/L	
OU1	CON1	9/23/21	DUP	trans-1,3-Dichloropropene	<	0.5		ug/L	
OU1	CON1	9/23/21	DUP	Trichloroethene	<	0.5		ug/L	
OU1	CON1	9/23/21	DUP	Trichlorofluoromethane	<	0.5		ug/L	

Attachment 1. Table 1. Groundwater analytical data, Site 300, 2021.

OU	Location	Date	Sample Type	Parameter	LOS Indicator	Result	Error	Units	QA Flag
OU1	CON1	9/23/21	DUP	Trichlorotrifluoroethane	<	0.5		ug/L	
OU1	CON1	9/23/21	DUP	Vinyl chloride	<	0.5		ug/L	
OU1	CON1	10/20/21		1,1-Dichloroethane	<	0.5		ug/L	
OU1	CON1	10/20/21		1,1-Dichloroethene	<	0.5		ug/L	
OU1	CON1	10/20/21		1,1,1-Trichloroethane	<	0.5		ug/L	
OU1	CON1	10/20/21		1,1,2-Trichloroethane	<	0.5		ug/L	
OU1	CON1	10/20/21		1,1,2,2-Tetrachloroethane	<	0.5		ug/L	
OU1	CON1	10/20/21		1,2-Dichlorobenzene	<	0.5		ug/L	
OU1	CON1	10/20/21		1,2-Dichloroethane	<	0.5		ug/L	
OU1	CON1	10/20/21		1,2-Dichloroethene (total)	<	1		ug/L	
OU1	CON1	10/20/21		1,2-Dichloropropane	<	0.5		ug/L	
OU1	CON1	10/20/21		1,3-Dichlorobenzene	<	0.5		ug/L	
OU1	CON1	10/20/21		1,4-Dichlorobenzene	<	0.5		ug/L	
OU1	CON1	10/20/21		2-Chloroethylvinylether	<	10		ug/L	
OU1	CON1	10/20/21		Bromodichloromethane	<	0.5		ug/L	
OU1	CON1	10/20/21		Bromoform	<	0.5		ug/L	
OU1	CON1	10/20/21		Bromomethane	<	1		ug/L	
OU1	CON1	10/20/21		Carbon tetrachloride	<	0.5		ug/L	
OU1	CON1	10/20/21		Chlorobenzene	<	0.5		ug/L	
OU1	CON1	10/20/21		Chloroethane	<	0.5		ug/L	
OU1	CON1	10/20/21		Chloroform	<	0.5		ug/L	
OU1	CON1	10/20/21		Chloromethane	<	0.5		ug/L	
OU1	CON1	10/20/21		cis-1,2-Dichloroethene	<	0.5		ug/L	
OU1	CON1	10/20/21		cis-1,3-Dichloropropene	<	0.5		ug/L	
OU1	CON1	10/20/21		Dibromochloromethane	<	0.5		ug/L	
OU1	CON1	10/20/21		Dichlorodifluoromethane	<	0.5		ug/L	
OU1	CON1	10/20/21		Methylene chloride	<	1		ug/L	
OU1	CON1	10/20/21		Tetrachloroethene	<	0.5		ug/L	
OU1	CON1	10/20/21		trans-1,2-Dichloroethene	<	0.5		ug/L	
OU1	CON1	10/20/21		trans-1,3-Dichloropropene	<	0.5		ug/L	
OU1	CON1	10/20/21		Trichloroethene	<	0.5		ug/L	
OU1	CON1	10/20/21		Trichlorofluoromethane	<	0.5		ug/L	
OU1	CON1	10/20/21		Trichlorotrifluoroethane	<	0.5		ug/L	
OU1	CON1	10/20/21		Vinyl chloride	<	0.5		ug/L	
OU1	CON1	10/20/21		Field Oxidation Potential (Eh)		101		mVolts	
OU1	CON1	10/20/21		Field pH		8.38		Units	
OU1	CON1	10/20/21		Field Specific Conductance		2032		umhos/cm	
OU1	CON1	10/20/21		Field Temperature		21.9		Degrees C	
OU1	CON1	10/20/21	DUP	1,1-Dichloroethane	<	0.5		ug/L	
OU1	CON1	10/20/21	DUP	1,1-Dichloroethene	<	0.5		ug/L	
OU1	CON1	10/20/21	DUP	1,1,1-Trichloroethane	<	0.5		ug/L	
OU1	CON1	10/20/21	DUP	1,1,2-Trichloroethane	<	0.5		ug/L	
OU1	CON1	10/20/21	DUP	1,1,2,2-Tetrachloroethane	<	0.5		ug/L	
OU1	CON1	10/20/21	DUP	1,2-Dichlorobenzene	<	0.5		ug/L	
OU1	CON1	10/20/21	DUP	1,2-Dichloroethane	<	0.5		ug/L	
OU1	CON1	10/20/21	DUP	1,2-Dichloroethene (total)	<	1		ug/L	
OU1	CON1	10/20/21	DUP	1,2-Dichloropropane	<	0.5		ug/L	
OU1	CON1	10/20/21	DUP	1,3-Dichlorobenzene	<	0.5		ug/L	
OU1	CON1	10/20/21	DUP	1,4-Dichlorobenzene	<	0.5		ug/L	
OU1	CON1	10/20/21	DUP	2-Chloroethylvinylether	<	1		ug/L	
OU1	CON1	10/20/21	DUP	Bromodichloromethane	<	0.5		ug/L	
OU1	CON1	10/20/21	DUP	Bromoform	<	0.5		ug/L	
OU1	CON1	10/20/21	DUP	Bromomethane	<	0.5		ug/L	
OU1	CON1	10/20/21	DUP	Carbon tetrachloride	<	0.5		ug/L	
OU1	CON1	10/20/21	DUP	Chlorobenzene	<	0.5		ug/L	
OU1	CON1	10/20/21	DUP	Chloroethane	<	0.5		ug/L	
OU1	CON1	10/20/21	DUP	Chloroform	<	0.5		ug/L	
OU1	CON1	10/20/21	DUP	Chloromethane	<	0.5		ug/L	
OU1	CON1	10/20/21	DUP	cis-1,2-Dichloroethene	<	0.5		ug/L	
OU1	CON1	10/20/21	DUP	cis-1,3-Dichloropropene	<	0.5		ug/L	
OU1	CON1	10/20/21	DUP	Dibromochloromethane	<	0.5		ug/L	
OU1	CON1	10/20/21	DUP	Dichlorodifluoromethane	<	0.5		ug/L	
OU1	CON1	10/20/21	DUP	Methylene chloride	<	0.5		ug/L	
OU1	CON1	10/20/21	DUP	Tetrachloroethene	<	0.5		ug/L	
OU1	CON1	10/20/21	DUP	trans-1,2-Dichloroethene	<	0.5		ug/L	
OU1	CON1	10/20/21	DUP	trans-1,3-Dichloropropene	<	0.5		ug/L	

Attachment 1. Table 1. Groundwater analytical data, Site 300, 2021.

OU	Location	Date	Sample Type	Parameter	LOS Indicator	Result	Error	Units	QA Flag
OU1	CON1	10/20/21	DUP	Trichloroethene	<	0.5		ug/L	
OU1	CON1	10/20/21	DUP	Trichlorofluoromethane	<	0.5		ug/L	
OU1	CON1	10/20/21	DUP	Trichlorotrifluoroethane	<	0.5		ug/L	
OU1	CON1	10/20/21	DUP	Vinyl chloride	<	0.5		ug/L	
OU1	CON1	11/16/21		1,1-Dichloroethane	<	0.5		ug/L	
OU1	CON1	11/16/21		1,1-Dichloroethene	<	0.5		ug/L	
OU1	CON1	11/16/21		1,1,1-Trichloroethane	<	0.5		ug/L	
OU1	CON1	11/16/21		1,1,2-Trichloroethane	<	0.5		ug/L	
OU1	CON1	11/16/21		1,1,2,2-Tetrachloroethane	<	0.5		ug/L	
OU1	CON1	11/16/21		1,2-Dichlorobenzene	<	0.5		ug/L	
OU1	CON1	11/16/21		1,2-Dichloroethane	<	0.5		ug/L	
OU1	CON1	11/16/21		1,2-Dichloroethene (total)	<	1		ug/L	
OU1	CON1	11/16/21		1,2-Dichloropropane	<	0.5		ug/L	
OU1	CON1	11/16/21		1,3-Dichlorobenzene	<	0.5		ug/L	
OU1	CON1	11/16/21		1,4-Dichlorobenzene	<	0.5		ug/L	
OU1	CON1	11/16/21		2-Chloroethylvinylether	<	10		ug/L	O
OU1	CON1	11/16/21		Bromodichloromethane	<	0.5		ug/L	
OU1	CON1	11/16/21		Bromoform	<	0.5		ug/L	
OU1	CON1	11/16/21		Bromomethane	<	1		ug/L	
OU1	CON1	11/16/21		Carbon tetrachloride	<	0.5		ug/L	
OU1	CON1	11/16/21		Chlorobenzene	<	0.5		ug/L	
OU1	CON1	11/16/21		Chloroethane	<	0.5		ug/L	
OU1	CON1	11/16/21		Chloroform	<	0.5		ug/L	
OU1	CON1	11/16/21		Chloromethane	<	0.5		ug/L	
OU1	CON1	11/16/21		cis-1,2-Dichloroethene	<	0.5		ug/L	
OU1	CON1	11/16/21		cis-1,3-Dichloropropene	<	0.5		ug/L	
OU1	CON1	11/16/21		Dibromochloromethane	<	0.5		ug/L	
OU1	CON1	11/16/21		Dichlorodifluoromethane	<	0.5		ug/L	
OU1	CON1	11/16/21		Methylene chloride	<	1		ug/L	
OU1	CON1	11/16/21		Tetrachloroethene	<	0.5		ug/L	
OU1	CON1	11/16/21		trans-1,2-Dichloroethene	<	0.5		ug/L	
OU1	CON1	11/16/21		trans-1,3-Dichloropropene	<	0.5		ug/L	
OU1	CON1	11/16/21		Trichloroethene	<	0.5		ug/L	
OU1	CON1	11/16/21		Trichlorofluoromethane	<	0.5		ug/L	
OU1	CON1	11/16/21		Trichlorotrifluoroethane	<	0.5		ug/L	
OU1	CON1	11/16/21		Vinyl chloride	<	0.5		ug/L	
OU1	CON1	11/16/21		Field Oxidation Potential (Eh)		33		mVolts	
OU1	CON1	11/16/21		Field pH		8.22		Units	
OU1	CON1	11/16/21		Field Specific Conductance		2018		umhos/cm	
OU1	CON1	11/16/21		Field Temperature		21		Degrees C	
OU1	CON1	11/16/21	DUP	1,1-Dichloroethane	<	0.5		ug/L	
OU1	CON1	11/16/21	DUP	1,1-Dichloroethene	<	0.5		ug/L	
OU1	CON1	11/16/21	DUP	1,1,1-Trichloroethane	<	0.5		ug/L	
OU1	CON1	11/16/21	DUP	1,1,2-Trichloroethane	<	0.5		ug/L	
OU1	CON1	11/16/21	DUP	1,1,2,2-Tetrachloroethane	<	0.5		ug/L	
OU1	CON1	11/16/21	DUP	1,2-Dichlorobenzene	<	0.5		ug/L	
OU1	CON1	11/16/21	DUP	1,2-Dichloroethane	<	0.5		ug/L	
OU1	CON1	11/16/21	DUP	1,2-Dichloroethene (total)	<	1		ug/L	
OU1	CON1	11/16/21	DUP	1,2-Dichloropropane	<	0.5		ug/L	
OU1	CON1	11/16/21	DUP	1,3-Dichlorobenzene	<	0.5		ug/L	
OU1	CON1	11/16/21	DUP	1,4-Dichlorobenzene	<	0.5		ug/L	
OU1	CON1	11/16/21	DUP	2-Chloroethylvinylether	<	1		ug/L	
OU1	CON1	11/16/21	DUP	Bromodichloromethane	<	0.5		ug/L	
OU1	CON1	11/16/21	DUP	Bromoform	<	0.5		ug/L	
OU1	CON1	11/16/21	DUP	Bromomethane	<	0.5		ug/L	
OU1	CON1	11/16/21	DUP	Carbon tetrachloride	<	0.5		ug/L	
OU1	CON1	11/16/21	DUP	Chlorobenzene	<	0.5		ug/L	
OU1	CON1	11/16/21	DUP	Chloroethane	<	0.5		ug/L	
OU1	CON1	11/16/21	DUP	Chloroform	<	0.5		ug/L	
OU1	CON1	11/16/21	DUP	Chloromethane	<	0.5		ug/L	
OU1	CON1	11/16/21	DUP	cis-1,2-Dichloroethene	<	0.5		ug/L	
OU1	CON1	11/16/21	DUP	cis-1,3-Dichloropropene	<	0.5		ug/L	
OU1	CON1	11/16/21	DUP	Dibromochloromethane	<	0.5		ug/L	
OU1	CON1	11/16/21	DUP	Dichlorodifluoromethane	<	0.5		ug/L	
OU1	CON1	11/16/21	DUP	Methylene chloride	<	0.5		ug/L	
OU1	CON1	11/16/21	DUP	Tetrachloroethene	<	0.5		ug/L	

Attachment 1. Table 1. Groundwater analytical data, Site 300, 2021.

OU	Location	Date	Sample Type	Parameter	LOS Indicator	Result	Error	Units	QA Flag
OU1	CON1	11/16/21	DUP	trans-1,2-Dichloroethene	<	0.5		ug/L	
OU1	CON1	11/16/21	DUP	trans-1,3-Dichloropropene	<	0.5		ug/L	
OU1	CON1	11/16/21	DUP	Trichloroethene	<	0.5		ug/L	
OU1	CON1	11/16/21	DUP	Trichlorofluoromethane	<	0.5		ug/L	
OU1	CON1	11/16/21	DUP	Trichlorotrifluoroethane	<	0.5		ug/L	
OU1	CON1	11/16/21	DUP	Vinyl chloride	<	0.5		ug/L	
OU1	CON1	12/14/21		1,1-Dichloroethane	<	0.5		ug/L	
OU1	CON1	12/14/21		1,1-Dichloroethene	<	0.5		ug/L	
OU1	CON1	12/14/21		1,1,1-Trichloroethane	<	0.5		ug/L	
OU1	CON1	12/14/21		1,1,2-Trichloroethane	<	0.5		ug/L	
OU1	CON1	12/14/21		1,1,2,2-Tetrachloroethane	<	0.5		ug/L	
OU1	CON1	12/14/21		1,2-Dichlorobenzene	<	0.5		ug/L	
OU1	CON1	12/14/21		1,2-Dichloroethane	<	0.5		ug/L	
OU1	CON1	12/14/21		1,2-Dichloroethene (total)	<	1		ug/L	
OU1	CON1	12/14/21		1,2-Dichloropropane	<	0.5		ug/L	
OU1	CON1	12/14/21		1,3-Dichlorobenzene	<	0.5		ug/L	
OU1	CON1	12/14/21		1,4-Dichlorobenzene	<	0.5		ug/L	
OU1	CON1	12/14/21		2-Chloroethylvinylether	<	10		ug/L	
OU1	CON1	12/14/21		Bromodichloromethane	<	0.5		ug/L	
OU1	CON1	12/14/21		Bromoform	<	0.5		ug/L	
OU1	CON1	12/14/21		Bromomethane	<	1		ug/L	
OU1	CON1	12/14/21		Carbon tetrachloride	<	0.5		ug/L	
OU1	CON1	12/14/21		Chlorobenzene	<	0.5		ug/L	
OU1	CON1	12/14/21		Chloroethane	<	0.5		ug/L	
OU1	CON1	12/14/21		Chloroform	<	0.5		ug/L	
OU1	CON1	12/14/21		Chloromethane	<	0.5		ug/L	
OU1	CON1	12/14/21		cis-1,2-Dichloroethene	<	0.5		ug/L	
OU1	CON1	12/14/21		cis-1,3-Dichloropropene	<	0.5		ug/L	
OU1	CON1	12/14/21		Dibromochloromethane	<	0.5		ug/L	
OU1	CON1	12/14/21		Dichlorodifluoromethane	<	0.5		ug/L	
OU1	CON1	12/14/21		Methylene chloride	<	1		ug/L	
OU1	CON1	12/14/21		Tetrachloroethene	<	0.5		ug/L	
OU1	CON1	12/14/21		trans-1,2-Dichloroethene	<	0.5		ug/L	
OU1	CON1	12/14/21		trans-1,3-Dichloropropene	<	0.5		ug/L	
OU1	CON1	12/14/21		Trichloroethene	<	0.5		ug/L	
OU1	CON1	12/14/21		Trichlorofluoromethane	<	0.5		ug/L	
OU1	CON1	12/14/21		Trichlorotrifluoroethane	<	0.5		ug/L	
OU1	CON1	12/14/21		Vinyl chloride	<	0.5		ug/L	
OU1	CON1	12/14/21		Field Oxidation Potential (Eh)		72		mVolts	
OU1	CON1	12/14/21		Field pH		8.31		Units	
OU1	CON1	12/14/21		Field Specific Conductance		2122		umhos/cm	
OU1	CON1	12/14/21		Field Temperature		20.1		Degrees C	
OU1	CON1	12/14/21	DUP	1,1-Dichloroethane	<	0.5		ug/L	
OU1	CON1	12/14/21	DUP	1,1-Dichloroethene	<	0.5		ug/L	
OU1	CON1	12/14/21	DUP	1,1,1-Trichloroethane	<	0.5		ug/L	
OU1	CON1	12/14/21	DUP	1,1,2-Trichloroethane	<	0.5		ug/L	
OU1	CON1	12/14/21	DUP	1,1,2,2-Tetrachloroethane	<	0.5		ug/L	
OU1	CON1	12/14/21	DUP	1,2-Dichlorobenzene	<	0.5		ug/L	
OU1	CON1	12/14/21	DUP	1,2-Dichloroethane	<	0.5		ug/L	O
OU1	CON1	12/14/21	DUP	1,2-Dichloroethene (total)	<	1		ug/L	
OU1	CON1	12/14/21	DUP	1,2-Dichloropropane	<	0.5		ug/L	
OU1	CON1	12/14/21	DUP	1,3-Dichlorobenzene	<	0.5		ug/L	
OU1	CON1	12/14/21	DUP	1,4-Dichlorobenzene	<	0.5		ug/L	
OU1	CON1	12/14/21	DUP	2-Chloroethylvinylether	<	1		ug/L	
OU1	CON1	12/14/21	DUP	Bromodichloromethane	<	0.5		ug/L	
OU1	CON1	12/14/21	DUP	Bromoform	<	0.5		ug/L	
OU1	CON1	12/14/21	DUP	Bromomethane	<	0.5		ug/L	
OU1	CON1	12/14/21	DUP	Carbon tetrachloride	<	0.5		ug/L	
OU1	CON1	12/14/21	DUP	Chlorobenzene	<	0.5		ug/L	
OU1	CON1	12/14/21	DUP	Chloroethane	<	0.5		ug/L	
OU1	CON1	12/14/21	DUP	Chloroform	<	0.5		ug/L	
OU1	CON1	12/14/21	DUP	Chloromethane	<	0.5		ug/L	
OU1	CON1	12/14/21	DUP	cis-1,2-Dichloroethene	<	0.5		ug/L	
OU1	CON1	12/14/21	DUP	cis-1,3-Dichloropropene	<	0.5		ug/L	
OU1	CON1	12/14/21	DUP	Dibromochloromethane	<	0.5		ug/L	
OU1	CON1	12/14/21	DUP	Dichlorodifluoromethane	<	0.5		ug/L	O

Attachment 1. Table 1. Groundwater analytical data, Site 300, 2021.

OU	Location	Date	Sample Type	Parameter	LOS Indicator	Result	Error	Units	QA Flag
OU1	CON1	12/14/21	DUP	Methylene chloride	<	0.5		ug/L	
OU1	CON1	12/14/21	DUP	Tetrachloroethene	<	0.5		ug/L	
OU1	CON1	12/14/21	DUP	trans-1,2-Dichloroethene	<	0.5		ug/L	
OU1	CON1	12/14/21	DUP	trans-1,3-Dichloropropene	<	0.5		ug/L	
OU1	CON1	12/14/21	DUP	Trichloroethene	<	0.5		ug/L	
OU1	CON1	12/14/21	DUP	Trichlorofluoromethane	<	0.5		ug/L	
OU1	CON1	12/14/21	DUP	Trichlorotrifluoroethane	<	0.5		ug/L	O
OU1	CON1	12/14/21	DUP	Vinyl chloride	<	0.5		ug/L	
OU1	CON2	9/23/21		1,1-Dichloroethane	<	0.5		ug/L	
OU1	CON2	9/23/21		1,1-Dichloroethene	<	0.5		ug/L	
OU1	CON2	9/23/21		1,1,1-Trichloroethane	<	0.5		ug/L	
OU1	CON2	9/23/21		1,1,2-Trichloroethane	<	0.5		ug/L	
OU1	CON2	9/23/21		1,1,2,2-Tetrachloroethane	<	0.5		ug/L	
OU1	CON2	9/23/21		1,2-Dichlorobenzene	<	0.5		ug/L	
OU1	CON2	9/23/21		1,2-Dichloroethane	<	0.5		ug/L	
OU1	CON2	9/23/21		1,2-Dichloroethene (total)	<	1		ug/L	
OU1	CON2	9/23/21		1,2-Dichloropropane	<	0.5		ug/L	
OU1	CON2	9/23/21		1,3-Dichlorobenzene	<	0.5		ug/L	
OU1	CON2	9/23/21		1,4-Dichlorobenzene	<	0.5		ug/L	
OU1	CON2	9/23/21		2-Chloroethylvinylether	<	10		ug/L	
OU1	CON2	9/23/21		Bromodichloromethane	<	0.5		ug/L	
OU1	CON2	9/23/21		Bromoform	<	0.5		ug/L	
OU1	CON2	9/23/21		Bromomethane	<	1		ug/L	
OU1	CON2	9/23/21		Carbon tetrachloride	<	0.5		ug/L	
OU1	CON2	9/23/21		Chlorobenzene	<	0.5		ug/L	
OU1	CON2	9/23/21		Chloroethane	<	0.5		ug/L	
OU1	CON2	9/23/21		Chloroform	<	0.5		ug/L	
OU1	CON2	9/23/21		Chloromethane	<	0.5		ug/L	
OU1	CON2	9/23/21		cis-1,2-Dichloroethene	<	0.5		ug/L	
OU1	CON2	9/23/21		cis-1,3-Dichloropropene	<	0.5		ug/L	
OU1	CON2	9/23/21		Dibromochloromethane	<	0.5		ug/L	
OU1	CON2	9/23/21		Dichlorodifluoromethane	<	0.5		ug/L	
OU1	CON2	9/23/21		Methylene chloride	<	1		ug/L	
OU1	CON2	9/23/21		Tetrachloroethene	<	0.5		ug/L	
OU1	CON2	9/23/21		trans-1,2-Dichloroethene	<	0.5		ug/L	
OU1	CON2	9/23/21		trans-1,3-Dichloropropene	<	0.5		ug/L	
OU1	CON2	9/23/21		Trichloroethene	<	0.5		ug/L	
OU1	CON2	9/23/21		Trichlorofluoromethane	<	0.5		ug/L	
OU1	CON2	9/23/21		Trichlorotrifluoroethane	<	0.5		ug/L	
OU1	CON2	9/23/21		Vinyl chloride	<	0.5		ug/L	
OU1	CON2	9/23/21		Field Oxidation Potential (Eh)		-53		mVolts	
OU1	CON2	9/23/21		Field pH		8.27		Units	
OU1	CON2	9/23/21		Field Specific Conductance		1322		umhos/cm	
OU1	CON2	9/23/21		Field Temperature		23.5		Degrees C	
OU1	CON2	9/23/21	DUP	1,1-Dichloroethane	<	0.5		ug/L	
OU1	CON2	9/23/21	DUP	1,1-Dichloroethene	<	0.5		ug/L	
OU1	CON2	9/23/21	DUP	1,1,1-Trichloroethane	<	0.5		ug/L	
OU1	CON2	9/23/21	DUP	1,1,2-Trichloroethane	<	0.5		ug/L	
OU1	CON2	9/23/21	DUP	1,1,2,2-Tetrachloroethane	<	0.5		ug/L	
OU1	CON2	9/23/21	DUP	1,2-Dichlorobenzene	<	0.5		ug/L	
OU1	CON2	9/23/21	DUP	1,2-Dichloroethane	<	0.5		ug/L	
OU1	CON2	9/23/21	DUP	1,2-Dichloroethene (total)	<	1		ug/L	
OU1	CON2	9/23/21	DUP	1,2-Dichloropropane	<	0.5		ug/L	
OU1	CON2	9/23/21	DUP	1,3-Dichlorobenzene	<	0.5		ug/L	
OU1	CON2	9/23/21	DUP	1,4-Dichlorobenzene	<	0.5		ug/L	
OU1	CON2	9/23/21	DUP	2-Chloroethylvinylether	<	1		ug/L	
OU1	CON2	9/23/21	DUP	Bromodichloromethane	<	0.5		ug/L	
OU1	CON2	9/23/21	DUP	Bromoform	<	0.5		ug/L	
OU1	CON2	9/23/21	DUP	Bromomethane	<	0.5		ug/L	
OU1	CON2	9/23/21	DUP	Carbon tetrachloride	<	0.5		ug/L	
OU1	CON2	9/23/21	DUP	Chlorobenzene	<	0.5		ug/L	
OU1	CON2	9/23/21	DUP	Chloroethane	<	0.5		ug/L	
OU1	CON2	9/23/21	DUP	Chloroform	<	0.5		ug/L	
OU1	CON2	9/23/21	DUP	Chloromethane	<	0.5		ug/L	
OU1	CON2	9/23/21	DUP	cis-1,2-Dichloroethene	<	0.5		ug/L	
OU1	CON2	9/23/21	DUP	cis-1,3-Dichloropropene	<	0.5		ug/L	

Attachment 1. Table 1. Groundwater analytical data, Site 300, 2021.

OU	Location	Date	Sample Type	Parameter	LOS Indicator	Result	Error	Units	QA Flag
OU1	CON2	9/23/21	DUP	Dibromochloromethane	<	0.5		ug/L	
OU1	CON2	9/23/21	DUP	Dichlorodifluoromethane	<	0.5		ug/L	L
OU1	CON2	9/23/21	DUP	Methylene chloride	<	0.5		ug/L	
OU1	CON2	9/23/21	DUP	Tetrachloroethene	<	0.5		ug/L	
OU1	CON2	9/23/21	DUP	trans-1,2-Dichloroethene	<	0.5		ug/L	
OU1	CON2	9/23/21	DUP	trans-1,3-Dichloropropene	<	0.5		ug/L	
OU1	CON2	9/23/21	DUP	Trichloroethene	<	0.5		ug/L	
OU1	CON2	9/23/21	DUP	Trichlorofluoromethane	<	0.5		ug/L	
OU1	CON2	9/23/21	DUP	Trichlorotrifluoroethane	<	0.5		ug/L	
OU1	CON2	9/23/21	DUP	Vinyl chloride	<	0.5		ug/L	
OU1	CON2	10/20/21		1,1-Dichloroethane	<	0.5		ug/L	
OU1	CON2	10/20/21		1,1-Dichloroethene	<	0.5		ug/L	
OU1	CON2	10/20/21		1,1,1-Trichloroethane	<	0.5		ug/L	
OU1	CON2	10/20/21		1,1,2-Trichloroethane	<	0.5		ug/L	
OU1	CON2	10/20/21		1,1,2,2-Tetrachloroethane	<	0.5		ug/L	
OU1	CON2	10/20/21		1,2-Dichlorobenzene	<	0.5		ug/L	
OU1	CON2	10/20/21		1,2-Dichloroethane	<	0.5		ug/L	
OU1	CON2	10/20/21		1,2-Dichloroethene (total)	<	1		ug/L	
OU1	CON2	10/20/21		1,2-Dichloropropane	<	0.5		ug/L	
OU1	CON2	10/20/21		1,3-Dichlorobenzene	<	0.5		ug/L	
OU1	CON2	10/20/21		1,4-Dichlorobenzene	<	0.5		ug/L	
OU1	CON2	10/20/21		2-Chloroethylvinylether	<	10		ug/L	
OU1	CON2	10/20/21		Bromodichloromethane	<	0.5		ug/L	
OU1	CON2	10/20/21		Bromoform	<	0.5		ug/L	
OU1	CON2	10/20/21		Bromomethane	<	1		ug/L	
OU1	CON2	10/20/21		Carbon tetrachloride	<	0.5		ug/L	
OU1	CON2	10/20/21		Chlorobenzene	<	0.5		ug/L	
OU1	CON2	10/20/21		Chloroethane	<	0.5		ug/L	
OU1	CON2	10/20/21		Chloroform	<	0.5		ug/L	
OU1	CON2	10/20/21		Chloromethane	<	0.5		ug/L	
OU1	CON2	10/20/21		cis-1,2-Dichloroethene	<	0.5		ug/L	
OU1	CON2	10/20/21		cis-1,3-Dichloropropene	<	0.5		ug/L	
OU1	CON2	10/20/21		Dibromochloromethane	<	0.5		ug/L	
OU1	CON2	10/20/21		Dichlorodifluoromethane	<	0.5		ug/L	
OU1	CON2	10/20/21		Methylene chloride	<	1		ug/L	
OU1	CON2	10/20/21		Tetrachloroethene	<	0.5		ug/L	
OU1	CON2	10/20/21		trans-1,2-Dichloroethene	<	0.5		ug/L	
OU1	CON2	10/20/21		trans-1,3-Dichloropropene	<	0.5		ug/L	
OU1	CON2	10/20/21		Trichloroethene	<	0.5		ug/L	
OU1	CON2	10/20/21		Trichlorofluoromethane	<	0.5		ug/L	
OU1	CON2	10/20/21		Trichlorotrifluoroethane	<	0.5		ug/L	
OU1	CON2	10/20/21		Vinyl chloride	<	0.5		ug/L	
OU1	CON2	10/20/21		Field Oxidation Potential (Eh)		22		mVolts	
OU1	CON2	10/20/21		Field pH		8.31		Units	
OU1	CON2	10/20/21		Field Specific Conductance		1721		umhos/cm	
OU1	CON2	10/20/21		Field Temperature		25.3		Degrees C	
OU1	CON2	10/20/21	DUP	1,1-Dichloroethane	<	0.5		ug/L	
OU1	CON2	10/20/21	DUP	1,1-Dichloroethene	<	0.5		ug/L	
OU1	CON2	10/20/21	DUP	1,1,1-Trichloroethane	<	0.5		ug/L	
OU1	CON2	10/20/21	DUP	1,1,2-Trichloroethane	<	0.5		ug/L	
OU1	CON2	10/20/21	DUP	1,1,2,2-Tetrachloroethane	<	0.5		ug/L	
OU1	CON2	10/20/21	DUP	1,2-Dichlorobenzene	<	0.5		ug/L	
OU1	CON2	10/20/21	DUP	1,2-Dichloroethane	<	0.5		ug/L	
OU1	CON2	10/20/21	DUP	1,2-Dichloroethene (total)	<	1		ug/L	
OU1	CON2	10/20/21	DUP	1,2-Dichloropropane	<	0.5		ug/L	
OU1	CON2	10/20/21	DUP	1,3-Dichlorobenzene	<	0.5		ug/L	
OU1	CON2	10/20/21	DUP	1,4-Dichlorobenzene	<	0.5		ug/L	
OU1	CON2	10/20/21	DUP	2-Chloroethylvinylether	<	1		ug/L	
OU1	CON2	10/20/21	DUP	Bromodichloromethane	<	0.5		ug/L	
OU1	CON2	10/20/21	DUP	Bromoform	<	0.5		ug/L	
OU1	CON2	10/20/21	DUP	Bromomethane	<	0.5		ug/L	
OU1	CON2	10/20/21	DUP	Carbon tetrachloride	<	0.5		ug/L	
OU1	CON2	10/20/21	DUP	Chlorobenzene	<	0.5		ug/L	
OU1	CON2	10/20/21	DUP	Chloroethane	<	0.5		ug/L	
OU1	CON2	10/20/21	DUP	Chloroform	<	0.5		ug/L	
OU1	CON2	10/20/21	DUP	Chloromethane	<	0.5		ug/L	

Attachment 1. Table 1. Groundwater analytical data, Site 300, 2021.

OU	Location	Date	Sample Type	Parameter	LOS Indicator	Result	Error	Units	QA Flag
OU1	CON2	10/20/21	DUP	cis-1,2-Dichloroethene	<	0.5		ug/L	
OU1	CON2	10/20/21	DUP	cis-1,3-Dichloropropene	<	0.5		ug/L	
OU1	CON2	10/20/21	DUP	Dibromochloromethane	<	0.5		ug/L	
OU1	CON2	10/20/21	DUP	Dichlorodifluoromethane	<	0.5		ug/L	
OU1	CON2	10/20/21	DUP	Methylene chloride	<	0.5		ug/L	
OU1	CON2	10/20/21	DUP	Tetrachloroethene	<	0.5		ug/L	
OU1	CON2	10/20/21	DUP	trans-1,2-Dichloroethene	<	0.5		ug/L	
OU1	CON2	10/20/21	DUP	trans-1,3-Dichloropropene	<	0.5		ug/L	
OU1	CON2	10/20/21	DUP	Trichloroethene	<	0.5		ug/L	
OU1	CON2	10/20/21	DUP	Trichlorofluoromethane	<	0.5		ug/L	
OU1	CON2	10/20/21	DUP	Trichlorotrifluoroethane	<	0.5		ug/L	
OU1	CON2	10/20/21	DUP	Vinyl chloride	<	0.5		ug/L	
OU1	CON2	11/16/21		1,1-Dichloroethane	<	0.5		ug/L	
OU1	CON2	11/16/21		1,1-Dichloroethene	<	0.5		ug/L	
OU1	CON2	11/16/21		1,1,1-Trichloroethane	<	0.5		ug/L	
OU1	CON2	11/16/21		1,1,2-Trichloroethane	<	0.5		ug/L	
OU1	CON2	11/16/21		1,1,2,2-Tetrachloroethane	<	0.5		ug/L	
OU1	CON2	11/16/21		1,2-Dichlorobenzene	<	0.5		ug/L	
OU1	CON2	11/16/21		1,2-Dichloroethane	<	0.5		ug/L	
OU1	CON2	11/16/21		1,2-Dichloroethene (total)	<	1		ug/L	
OU1	CON2	11/16/21		1,2-Dichloropropane	<	0.5		ug/L	
OU1	CON2	11/16/21		1,3-Dichlorobenzene	<	0.5		ug/L	
OU1	CON2	11/16/21		1,4-Dichlorobenzene	<	0.5		ug/L	
OU1	CON2	11/16/21		2-Chloroethylvinylether	<	10		ug/L	O
OU1	CON2	11/16/21		Bromodichloromethane	<	0.5		ug/L	
OU1	CON2	11/16/21		Bromoform	<	0.5		ug/L	
OU1	CON2	11/16/21		Bromomethane	<	1		ug/L	
OU1	CON2	11/16/21		Carbon tetrachloride	<	0.5		ug/L	
OU1	CON2	11/16/21		Chlorobenzene	<	0.5		ug/L	
OU1	CON2	11/16/21		Chloroethane	<	0.5		ug/L	
OU1	CON2	11/16/21		Chloroform	<	0.5		ug/L	
OU1	CON2	11/16/21		Chloromethane	<	0.5		ug/L	
OU1	CON2	11/16/21		cis-1,2-Dichloroethene	<	0.5		ug/L	
OU1	CON2	11/16/21		cis-1,3-Dichloropropene	<	0.5		ug/L	
OU1	CON2	11/16/21		Dibromochloromethane	<	0.5		ug/L	
OU1	CON2	11/16/21		Dichlorodifluoromethane	<	0.5		ug/L	
OU1	CON2	11/16/21		Methylene chloride	<	1		ug/L	
OU1	CON2	11/16/21		Tetrachloroethene	<	0.5		ug/L	
OU1	CON2	11/16/21		trans-1,2-Dichloroethene	<	0.5		ug/L	
OU1	CON2	11/16/21		trans-1,3-Dichloropropene	<	0.5		ug/L	
OU1	CON2	11/16/21		Trichloroethene	<	0.5		ug/L	
OU1	CON2	11/16/21		Trichlorofluoromethane	<	0.5		ug/L	
OU1	CON2	11/16/21		Trichlorotrifluoroethane	<	0.5		ug/L	
OU1	CON2	11/16/21		Vinyl chloride	<	0.5		ug/L	
OU1	CON2	11/16/21		Field Oxidation Potential (Eh)		119		mVolts	
OU1	CON2	11/16/21		Field pH		7.74		Units	
OU1	CON2	11/16/21		Field Specific Conductance		1033		umhos/cm	
OU1	CON2	11/16/21		Field Temperature		20.1		Degrees C	
OU1	CON2	11/16/21	DUP	1,1-Dichloroethane	<	0.5		ug/L	
OU1	CON2	11/16/21	DUP	1,1-Dichloroethene	<	0.5		ug/L	
OU1	CON2	11/16/21	DUP	1,1,1-Trichloroethane	<	0.5		ug/L	
OU1	CON2	11/16/21	DUP	1,1,2-Trichloroethane	<	0.5		ug/L	
OU1	CON2	11/16/21	DUP	1,1,2,2-Tetrachloroethane	<	0.5		ug/L	
OU1	CON2	11/16/21	DUP	1,2-Dichlorobenzene	<	0.5		ug/L	
OU1	CON2	11/16/21	DUP	1,2-Dichloroethane	<	0.5		ug/L	
OU1	CON2	11/16/21	DUP	1,2-Dichloroethene (total)	<	1		ug/L	
OU1	CON2	11/16/21	DUP	1,2-Dichloropropane	<	0.5		ug/L	
OU1	CON2	11/16/21	DUP	1,3-Dichlorobenzene	<	0.5		ug/L	
OU1	CON2	11/16/21	DUP	1,4-Dichlorobenzene	<	0.5		ug/L	
OU1	CON2	11/16/21	DUP	2-Chloroethylvinylether	<	1		ug/L	
OU1	CON2	11/16/21	DUP	Bromodichloromethane	<	0.5		ug/L	
OU1	CON2	11/16/21	DUP	Bromoform	<	0.5		ug/L	
OU1	CON2	11/16/21	DUP	Bromomethane	<	0.5		ug/L	
OU1	CON2	11/16/21	DUP	Carbon tetrachloride	<	0.5		ug/L	
OU1	CON2	11/16/21	DUP	Chlorobenzene	<	0.5		ug/L	
OU1	CON2	11/16/21	DUP	Chloroethane	<	0.5		ug/L	

Attachment 1. Table 1. Groundwater analytical data, Site 300, 2021.

OU	Location	Date	Sample Type	Parameter	LOS Indicator	Result	Error	Units	QA Flag
OU1	CON2	11/16/21	DUP	Chloroform	<	0.5		ug/L	
OU1	CON2	11/16/21	DUP	Chloromethane	<	0.5		ug/L	
OU1	CON2	11/16/21	DUP	cis-1,2-Dichloroethene	<	0.5		ug/L	
OU1	CON2	11/16/21	DUP	cis-1,3-Dichloropropene	<	0.5		ug/L	
OU1	CON2	11/16/21	DUP	Dibromochloromethane	<	0.5		ug/L	
OU1	CON2	11/16/21	DUP	Dichlorodifluoromethane	<	0.5		ug/L	
OU1	CON2	11/16/21	DUP	Methylene chloride	<	0.5		ug/L	
OU1	CON2	11/16/21	DUP	Tetrachloroethene	<	0.5		ug/L	
OU1	CON2	11/16/21	DUP	trans-1,2-Dichloroethene	<	0.5		ug/L	
OU1	CON2	11/16/21	DUP	trans-1,3-Dichloropropene	<	0.5		ug/L	
OU1	CON2	11/16/21	DUP	Trichloroethene	<	0.5		ug/L	
OU1	CON2	11/16/21	DUP	Trichlorofluoromethane	<	0.5		ug/L	
OU1	CON2	11/16/21	DUP	Trichlorotrifluoroethane	<	0.5		ug/L	
OU1	CON2	11/16/21	DUP	Vinyl chloride	<	0.5		ug/L	
OU1	CON2	12/13/21		1,1-Dichloroethane	<	0.5		ug/L	
OU1	CON2	12/13/21		1,1-Dichloroethene	<	0.5		ug/L	
OU1	CON2	12/13/21		1,1,1-Trichloroethane	<	0.5		ug/L	
OU1	CON2	12/13/21		1,1,2-Trichloroethane	<	0.5		ug/L	
OU1	CON2	12/13/21		1,1,2,2-Tetrachloroethane	<	0.5		ug/L	
OU1	CON2	12/13/21		1,2-Dichlorobenzene	<	0.5		ug/L	
OU1	CON2	12/13/21		1,2-Dichloroethane	<	0.5		ug/L	
OU1	CON2	12/13/21		1,2-Dichloroethene (total)	<	1		ug/L	
OU1	CON2	12/13/21		1,2-Dichloropropane	<	0.5		ug/L	
OU1	CON2	12/13/21		1,3-Dichlorobenzene	<	0.5		ug/L	
OU1	CON2	12/13/21		1,4-Dichlorobenzene	<	0.5		ug/L	
OU1	CON2	12/13/21		2-Chloroethylvinylether	<	10		ug/L	
OU1	CON2	12/13/21		Bromodichloromethane	<	0.5		ug/L	
OU1	CON2	12/13/21		Bromoform	<	0.5		ug/L	
OU1	CON2	12/13/21		Bromomethane	<	1		ug/L	
OU1	CON2	12/13/21		Carbon tetrachloride	<	0.5		ug/L	
OU1	CON2	12/13/21		Chlorobenzene	<	0.5		ug/L	
OU1	CON2	12/13/21		Chloroethane	<	0.5		ug/L	
OU1	CON2	12/13/21		Chloroform	<	0.5		ug/L	
OU1	CON2	12/13/21		Chloromethane	<	0.5		ug/L	
OU1	CON2	12/13/21		cis-1,2-Dichloroethene	<	0.5		ug/L	
OU1	CON2	12/13/21		cis-1,3-Dichloropropene	<	0.5		ug/L	
OU1	CON2	12/13/21		Dibromochloromethane	<	0.5		ug/L	
OU1	CON2	12/13/21		Dichlorodifluoromethane	<	0.5		ug/L	
OU1	CON2	12/13/21		Methylene chloride	<	1		ug/L	
OU1	CON2	12/13/21		Tetrachloroethene	<	0.5		ug/L	
OU1	CON2	12/13/21		trans-1,2-Dichloroethene	<	0.5		ug/L	
OU1	CON2	12/13/21		trans-1,3-Dichloropropene	<	0.5		ug/L	
OU1	CON2	12/13/21		Trichloroethene	<	0.5		ug/L	
OU1	CON2	12/13/21		Trichlorofluoromethane	<	0.5		ug/L	
OU1	CON2	12/13/21		Trichlorotrifluoroethane	<	0.5		ug/L	
OU1	CON2	12/13/21		Vinyl chloride	<	0.5		ug/L	
OU1	CON2	12/13/21		Field Oxidation Potential (Eh)		53		mVolts	
OU1	CON2	12/13/21		Field pH		8.49		Units	
OU1	CON2	12/13/21		Field Specific Conductance		1483		umhos/cm	
OU1	CON2	12/13/21		Field Temperature		19.2		Degrees C	
OU1	CON2	12/13/21	DUP	1,1-Dichloroethane	<	0.5		ug/L	
OU1	CON2	12/13/21	DUP	1,1-Dichloroethene	<	0.5		ug/L	
OU1	CON2	12/13/21	DUP	1,1,1-Trichloroethane	<	0.5		ug/L	
OU1	CON2	12/13/21	DUP	1,1,2-Trichloroethane	<	0.5		ug/L	
OU1	CON2	12/13/21	DUP	1,1,2,2-Tetrachloroethane	<	0.5		ug/L	
OU1	CON2	12/13/21	DUP	1,2-Dichlorobenzene	<	0.5		ug/L	
OU1	CON2	12/13/21	DUP	1,2-Dichloroethane	<	0.5		ug/L	O
OU1	CON2	12/13/21	DUP	1,2-Dichloroethene (total)	<	1		ug/L	
OU1	CON2	12/13/21	DUP	1,2-Dichloropropane	<	0.5		ug/L	
OU1	CON2	12/13/21	DUP	1,3-Dichlorobenzene	<	0.5		ug/L	
OU1	CON2	12/13/21	DUP	1,4-Dichlorobenzene	<	0.5		ug/L	
OU1	CON2	12/13/21	DUP	2-Chloroethylvinylether	<	1		ug/L	
OU1	CON2	12/13/21	DUP	Bromodichloromethane	<	0.5		ug/L	
OU1	CON2	12/13/21	DUP	Bromoform	<	0.5		ug/L	
OU1	CON2	12/13/21	DUP	Bromomethane	<	0.5		ug/L	
OU1	CON2	12/13/21	DUP	Carbon tetrachloride	<	0.5		ug/L	

Attachment 1. Table 1. Groundwater analytical data, Site 300, 2021.

OU	Location	Date	Sample Type	Parameter	LOS Indicator	Result	Error	Units	QA Flag
OU1	CON2	12/13/21	DUP	Chlorobenzene	<	0.5		ug/L	
OU1	CON2	12/13/21	DUP	Chloroethane	<	0.5		ug/L	
OU1	CON2	12/13/21	DUP	Chloroform	<	0.5		ug/L	
OU1	CON2	12/13/21	DUP	Chloromethane	<	0.5		ug/L	
OU1	CON2	12/13/21	DUP	cis-1,2-Dichloroethene	<	0.5		ug/L	
OU1	CON2	12/13/21	DUP	cis-1,3-Dichloropropene	<	0.5		ug/L	
OU1	CON2	12/13/21	DUP	Dibromochloromethane	<	0.5		ug/L	
OU1	CON2	12/13/21	DUP	Dichlorodifluoromethane	<	0.5		ug/L	O
OU1	CON2	12/13/21	DUP	Methylene chloride	<	0.5		ug/L	
OU1	CON2	12/13/21	DUP	Tetrachloroethene	<	0.5		ug/L	
OU1	CON2	12/13/21	DUP	trans-1,2-Dichloroethene	<	0.5		ug/L	
OU1	CON2	12/13/21	DUP	trans-1,3-Dichloropropene	<	0.5		ug/L	
OU1	CON2	12/13/21	DUP	Trichloroethene	<	0.5		ug/L	
OU1	CON2	12/13/21	DUP	Trichlorofluoromethane	<	0.5		ug/L	
OU1	CON2	12/13/21	DUP	Trichlorotrifluoroethane	<	0.5		ug/L	O
OU1	CON2	12/13/21	DUP	Vinyl chloride	<	0.5		ug/L	
OU1	W-26R-06	5/24/21		1,1-Dichloroethane	<	0.5		ug/L	
OU1	W-26R-06	5/24/21		1,1-Dichloroethene	<	0.5		ug/L	
OU1	W-26R-06	5/24/21		1,1,1-Trichloroethane	<	0.5		ug/L	
OU1	W-26R-06	5/24/21		1,1,2-Trichloroethane	<	0.5		ug/L	
OU1	W-26R-06	5/24/21		1,1,2,2-Tetrachloroethane	<	0.5		ug/L	
OU1	W-26R-06	5/24/21		1,2-Dichlorobenzene	<	0.5		ug/L	
OU1	W-26R-06	5/24/21		1,2-Dichloroethane	<	0.5		ug/L	
OU1	W-26R-06	5/24/21		1,2-Dichloroethene (total)	<	1		ug/L	
OU1	W-26R-06	5/24/21		1,2-Dichloropropane	<	0.5		ug/L	
OU1	W-26R-06	5/24/21		1,3-Dichlorobenzene	<	0.5		ug/L	
OU1	W-26R-06	5/24/21		1,4-Dichlorobenzene	<	0.5		ug/L	
OU1	W-26R-06	5/24/21		2-Chloroethylvinylether	<	10		ug/L	
OU1	W-26R-06	5/24/21		Bromodichloromethane	<	0.5		ug/L	
OU1	W-26R-06	5/24/21		Bromoform	<	0.5		ug/L	
OU1	W-26R-06	5/24/21		Bromomethane	<	1		ug/L	
OU1	W-26R-06	5/24/21		Carbon tetrachloride	<	0.5		ug/L	
OU1	W-26R-06	5/24/21		Chlorobenzene	<	0.5		ug/L	
OU1	W-26R-06	5/24/21		Chloroethane	<	0.5		ug/L	
OU1	W-26R-06	5/24/21		Chloroform	<	0.5		ug/L	
OU1	W-26R-06	5/24/21		Chloromethane	<	0.5		ug/L	
OU1	W-26R-06	5/24/21		cis-1,2-Dichloroethene	<	0.5		ug/L	
OU1	W-26R-06	5/24/21		cis-1,3-Dichloropropene	<	0.5		ug/L	
OU1	W-26R-06	5/24/21		Dibromochloromethane	<	0.5		ug/L	
OU1	W-26R-06	5/24/21		Dichlorodifluoromethane	<	0.5		ug/L	
OU1	W-26R-06	5/24/21		Methylene chloride	<	1		ug/L	
OU1	W-26R-06	5/24/21		Tetrachloroethene	<	0.5		ug/L	
OU1	W-26R-06	5/24/21		trans-1,2-Dichloroethene	<	0.5		ug/L	
OU1	W-26R-06	5/24/21		trans-1,3-Dichloropropene	<	0.5		ug/L	
OU1	W-26R-06	5/24/21		Trichloroethene		0.95		ug/L	
OU1	W-26R-06	5/24/21		Trichlorofluoromethane	<	0.5		ug/L	
OU1	W-26R-06	5/24/21		Trichlorotrifluoroethane	<	0.5		ug/L	
OU1	W-26R-06	5/24/21		Vinyl chloride	<	0.5		ug/L	
OU1	W-26R-06	5/24/21		Field Oxidation Potential (Eh)		272		mVolts	
OU1	W-26R-06	5/24/21		Field pH		2.55		Units	
OU1	W-26R-06	5/24/21		Field Specific Conductance		1306		umhos/cm	
OU1	W-26R-06	5/24/21		Field Temperature		19.8		Degrees C	
OU1	W-26R-06	10/28/21		1,1-Dichloroethane	<	0.5		ug/L	
OU1	W-26R-06	10/28/21		1,1-Dichloroethene	<	0.5		ug/L	
OU1	W-26R-06	10/28/21		1,1,1-Trichloroethane	<	0.5		ug/L	
OU1	W-26R-06	10/28/21		1,1,2-Trichloroethane	<	0.5		ug/L	
OU1	W-26R-06	10/28/21		1,1,2,2-Tetrachloroethane	<	0.5		ug/L	
OU1	W-26R-06	10/28/21		1,2-Dichlorobenzene	<	0.5		ug/L	
OU1	W-26R-06	10/28/21		1,2-Dichloroethane	<	0.5		ug/L	
OU1	W-26R-06	10/28/21		1,2-Dichloroethene (total)	<	1		ug/L	
OU1	W-26R-06	10/28/21		1,2-Dichloropropane	<	0.5		ug/L	
OU1	W-26R-06	10/28/21		1,3-Dichlorobenzene	<	0.5		ug/L	
OU1	W-26R-06	10/28/21		1,4-Dichlorobenzene	<	0.5		ug/L	
OU1	W-26R-06	10/28/21		2-Chloroethylvinylether	<	10		ug/L	
OU1	W-26R-06	10/28/21		Bromodichloromethane	<	0.5		ug/L	
OU1	W-26R-06	10/28/21		Bromoform	<	0.5		ug/L	

Attachment 1. Table 1. Groundwater analytical data, Site 300, 2021.

OU	Location	Date	Sample Type	Parameter	LOS Indicator	Result	Error	Units	QA Flag
OU1	W-26R-06	10/28/21		Bromomethane	<	1		ug/L	
OU1	W-26R-06	10/28/21		Carbon tetrachloride	<	0.5		ug/L	
OU1	W-26R-06	10/28/21		Chlorobenzene	<	0.5		ug/L	
OU1	W-26R-06	10/28/21		Chloroethane	<	0.5		ug/L	
OU1	W-26R-06	10/28/21		Chloroform	<	0.5		ug/L	
OU1	W-26R-06	10/28/21		Chloromethane	<	0.5		ug/L	
OU1	W-26R-06	10/28/21		cis-1,2-Dichloroethene	<	0.5		ug/L	
OU1	W-26R-06	10/28/21		cis-1,3-Dichloropropene	<	0.5		ug/L	
OU1	W-26R-06	10/28/21		Dibromochloromethane	<	0.5		ug/L	
OU1	W-26R-06	10/28/21		Dichlorodifluoromethane	<	0.5		ug/L	
OU1	W-26R-06	10/28/21		Methylene chloride	<	1		ug/L	
OU1	W-26R-06	10/28/21		Tetrachloroethene	<	0.5		ug/L	
OU1	W-26R-06	10/28/21		trans-1,2-Dichloroethene	<	0.5		ug/L	
OU1	W-26R-06	10/28/21		trans-1,3-Dichloropropene	<	0.5		ug/L	
OU1	W-26R-06	10/28/21		Trichloroethene		0.62		ug/L	
OU1	W-26R-06	10/28/21		Trichlorofluoromethane	<	0.5		ug/L	
OU1	W-26R-06	10/28/21		Trichlorotrifluoroethane	<	0.5		ug/L	
OU1	W-26R-06	10/28/21		Vinyl chloride	<	0.5		ug/L	
OU1	W-26R-06	10/28/21		Field Oxidation Potential (Eh)		120		mVolts	
OU1	W-26R-06	10/28/21		Field pH		7.51		Units	
OU1	W-26R-06	10/28/21		Field Specific Conductance		1286		umhos/cm	
OU1	W-26R-06	10/28/21		Field Temperature		20.5		Degrees C	
OU1	W-26R-11	3/9/21		Field Oxidation Potential (Eh)		81		mVolts	
OU1	W-26R-11	3/9/21		Field pH		7.77		Units	
OU1	W-26R-11	3/9/21		Field Specific Conductance		1220		umhos/cm	
OU1	W-26R-11	3/9/21		Field Temperature		21.1		Degrees C	
OU1	W-26R-11	3/9/21		Chloride		130		mg/L	
OU1	W-26R-11	3/9/21		Fluoride		0.37		mg/L	
OU1	W-26R-11	3/9/21		Nitrate (as NO3)		11		mg/L	
OU1	W-26R-11	3/9/21		Sulfate		210		mg/L	
OU1	W-26R-11	3/9/21		Aluminum	<	0.05		mg/L	
OU1	W-26R-11	3/9/21		Arsenic		0.004		mg/L	
OU1	W-26R-11	3/9/21		Barium		0.037		mg/L	
OU1	W-26R-11	3/9/21		Boron		1.7		mg/L	
OU1	W-26R-11	3/9/21		Cadmium	<	0.05		mg/L	EF
OU1	W-26R-11	3/9/21		Calcium		60		mg/L	
OU1	W-26R-11	3/9/21		Chromium	<	0.001		mg/L	E
OU1	W-26R-11	3/9/21		Copper		0.0013		mg/L	
OU1	W-26R-11	3/9/21		Hexavalent Chromium	<	0.001		mg/L	E
OU1	W-26R-11	3/9/21		Iron	<	0.1		mg/L	
OU1	W-26R-11	3/9/21		Lead	<	0.005		mg/L	
OU1	W-26R-11	3/9/21		Magnesium		26		mg/L	
OU1	W-26R-11	3/9/21		Manganese	<	0.03		mg/L	
OU1	W-26R-11	3/9/21		Mercury	<	0.0002		mg/L	
OU1	W-26R-11	3/9/21		Molybdenum	<	0.025		mg/L	E
OU1	W-26R-11	3/9/21		Nickel	<	0.002		mg/L	E
OU1	W-26R-11	3/9/21		Potassium		4.8		mg/L	
OU1	W-26R-11	3/9/21		Selenium		0.0086		mg/L	
OU1	W-26R-11	3/9/21		Silver	<	0.01		mg/L	
OU1	W-26R-11	3/9/21		Sodium		160		mg/L	
OU1	W-26R-11	3/9/21		Vanadium	<	0.02		mg/L	E
OU1	W-26R-11	3/9/21		Zinc	<	0.02		mg/L	EF
OU1	W-26R-11	3/9/21		pH		8.08		Units	
OU1	W-26R-11	3/9/21		Specific Conductance		1210		umhos/cm	
OU1	W-26R-11	3/9/21		Total Alkalinity (as CaCO3)		240		mg/L	D
OU1	W-26R-11	3/9/21		Total dissolved solids (TDS)		740		mg/L	D
OU1	W-26R-11	3/9/21		Total Hardness (as CaCO3)		250		mg/L	
OU1	W-26R-11	3/9/21		Total Phosphorus (as PO4)	<	1		mg/L	EH
OU1	W-26R-11	3/10/21		Field Oxidation Potential (Eh)		211		mVolts	
OU1	W-26R-11	3/10/21		Field pH		7.8		Units	
OU1	W-26R-11	3/10/21		Field Specific Conductance		1229		umhos/cm	
OU1	W-26R-11	3/10/21		Field Temperature		20.9		Degrees C	
OU1	W-26R-11	3/10/21		Fecal Coliform	<	1.8		MPN/100mL	
OU1	W-26R-11	3/10/21		Total Coliform	<	1.8		MPN/100mL	
OU1	W-26R-11	5/12/21		Nitrate (as NO3)		11		mg/L	
OU1	W-26R-11	5/12/21		1,1-Dichloroethane	<	0.5		ug/L	

Attachment 1. Table 1. Groundwater analytical data, Site 300, 2021.

OU	Location	Date	Sample Type	Parameter	LOS Indicator	Result	Error	Units	QA Flag
OU1	W-26R-11	5/12/21		1,1-Dichloroethene	<	0.5		ug/L	
OU1	W-26R-11	5/12/21		1,1,1-Trichloroethane	<	0.5		ug/L	
OU1	W-26R-11	5/12/21		1,1,2-Trichloroethane	<	0.5		ug/L	
OU1	W-26R-11	5/12/21		1,1,2,2-Tetrachloroethane	<	0.5		ug/L	
OU1	W-26R-11	5/12/21		1,2-Dichlorobenzene	<	0.5		ug/L	
OU1	W-26R-11	5/12/21		1,2-Dichloroethane	<	0.5		ug/L	
OU1	W-26R-11	5/12/21		1,2-Dichloroethene (total)	<	1		ug/L	
OU1	W-26R-11	5/12/21		1,2-Dichloropropane	<	0.5		ug/L	
OU1	W-26R-11	5/12/21		1,3-Dichlorobenzene	<	0.5		ug/L	
OU1	W-26R-11	5/12/21		1,4-Dichlorobenzene	<	0.5		ug/L	
OU1	W-26R-11	5/12/21		2-Chloroethylvinylether	<	10		ug/L	
OU1	W-26R-11	5/12/21		Bromodichloromethane	<	0.5		ug/L	
OU1	W-26R-11	5/12/21		Bromoform	<	0.5		ug/L	
OU1	W-26R-11	5/12/21		Bromomethane	<	1		ug/L	
OU1	W-26R-11	5/12/21		Carbon tetrachloride	<	0.5		ug/L	
OU1	W-26R-11	5/12/21		Chlorobenzene	<	0.5		ug/L	
OU1	W-26R-11	5/12/21		Chloroethane	<	0.5		ug/L	
OU1	W-26R-11	5/12/21		Chloroform	<	0.5		ug/L	
OU1	W-26R-11	5/12/21		Chloromethane	<	0.5		ug/L	
OU1	W-26R-11	5/12/21		cis-1,2-Dichloroethene	<	0.5		ug/L	
OU1	W-26R-11	5/12/21		cis-1,3-Dichloropropene	<	0.5		ug/L	
OU1	W-26R-11	5/12/21		Dibromochloromethane	<	0.5		ug/L	
OU1	W-26R-11	5/12/21		Dichlorodifluoromethane	<	0.5		ug/L	
OU1	W-26R-11	5/12/21		Methylene chloride	<	1		ug/L	
OU1	W-26R-11	5/12/21		Tetrachloroethene	<	0.5		ug/L	
OU1	W-26R-11	5/12/21		trans-1,2-Dichloroethene	<	0.5		ug/L	
OU1	W-26R-11	5/12/21		trans-1,3-Dichloropropene	<	0.5		ug/L	
OU1	W-26R-11	5/12/21		Trichloroethene		1.1		ug/L	
OU1	W-26R-11	5/12/21		Trichlorofluoromethane	<	0.5		ug/L	
OU1	W-26R-11	5/12/21		Trichlorotrifluoroethane	<	0.5		ug/L	
OU1	W-26R-11	5/12/21		Vinyl chloride	<	0.5		ug/L	
OU1	W-26R-11	5/12/21		Field Oxidation Potential (Eh)		132		mVolts	
OU1	W-26R-11	5/12/21		Field pH		7.65		Units	
OU1	W-26R-11	5/12/21		Field Specific Conductance		1220		umhos/cm	
OU1	W-26R-11	5/12/21		Field Temperature		22.2		Degrees C	
OU1	W-26R-11	5/12/21		Specific Conductance		1270		umhos/cm	
OU1	W-26R-11	5/12/21		pH		8.18		Units	H
OU1	W-26R-11	5/13/21		Field Oxidation Potential (Eh)		212		mVolts	
OU1	W-26R-11	5/13/21		Field pH		7.68		Units	
OU1	W-26R-11	5/13/21		Field Specific Conductance		1227		umhos/cm	
OU1	W-26R-11	5/13/21		Field Temperature		22.3		Degrees C	
OU1	W-26R-11	5/24/21		Field Oxidation Potential (Eh)		114		mVolts	
OU1	W-26R-11	5/24/21		Field pH		7.63		Units	
OU1	W-26R-11	5/24/21		Field Specific Conductance		1234		umhos/cm	
OU1	W-26R-11	5/24/21		Field Temperature		22		Degrees C	
OU1	W-26R-11	5/25/21		Field Oxidation Potential (Eh)		255		mVolts	
OU1	W-26R-11	5/25/21		Field pH		7.68		Units	
OU1	W-26R-11	5/25/21		Field Specific Conductance		1231		umhos/cm	
OU1	W-26R-11	5/25/21		Field Temperature		22.1		Degrees C	
OU1	W-26R-11	5/25/21		Fecal Coliform	<	1.8		MPN/100mL	H
OU1	W-26R-11	5/25/21		Total Coliform		2		MPN/100mL	H
OU1	W-26R-11	9/7/21		Field Oxidation Potential (Eh)		111		mVolts	
OU1	W-26R-11	9/7/21		Field pH		7.7		Units	
OU1	W-26R-11	9/7/21		Field Specific Conductance		1109		umhos/cm	
OU1	W-26R-11	9/7/21		Field Temperature		19.1		Degrees C	
OU1	W-26R-11	9/7/21		Chloride		130		mg/L	D
OU1	W-26R-11	9/7/21		Fluoride		0.4		mg/L	D
OU1	W-26R-11	9/7/21		Nitrate (as NO3)		9.8		mg/L	D
OU1	W-26R-11	9/7/21		Sulfate		210		mg/L	D
OU1	W-26R-11	9/7/21		Aluminum	<	0.05		mg/L	
OU1	W-26R-11	9/7/21		Arsenic		0.0048		mg/L	
OU1	W-26R-11	9/7/21		Barium		0.038		mg/L	
OU1	W-26R-11	9/7/21		Boron		1.7		mg/L	
OU1	W-26R-11	9/7/21		Cadmium	<	0.05		mg/L	BE
OU1	W-26R-11	9/7/21		Calcium		62		mg/L	
OU1	W-26R-11	9/7/21		Chromium	<	0.001		mg/L	E

Attachment 1. Table 1. Groundwater analytical data, Site 300, 2021.

OU	Location	Date	Sample Type	Parameter	LOS Indicator	Result	Error	Units	QA Flag
OU1	W-26R-11	9/7/21		Copper		0.0015		mg/L	
OU1	W-26R-11	9/7/21		Hexavalent Chromium	<	0.001		mg/L	E
OU1	W-26R-11	9/7/21		Iron	<	0.1		mg/L	
OU1	W-26R-11	9/7/21		Lead	<	0.005		mg/L	
OU1	W-26R-11	9/7/21		Magnesium		25		mg/L	
OU1	W-26R-11	9/7/21		Manganese	<	0.03		mg/L	
OU1	W-26R-11	9/7/21		Mercury	<	0.0002		mg/L	
OU1	W-26R-11	9/7/21		Molybdenum	<	0.025		mg/L	E
OU1	W-26R-11	9/7/21		Nickel		0.0023		mg/L	B
OU1	W-26R-11	9/7/21		Potassium		5		mg/L	
OU1	W-26R-11	9/7/21		Selenium		0.013		mg/L	
OU1	W-26R-11	9/7/21		Silver	<	0.01		mg/L	
OU1	W-26R-11	9/7/21		Sodium		160		mg/L	
OU1	W-26R-11	9/7/21		Vanadium	<	0.02		mg/L	E
OU1	W-26R-11	9/7/21		Zinc	<	0.02		mg/L	E
OU1	W-26R-11	9/7/21		pH		8		Units	H
OU1	W-26R-11	9/7/21		Specific Conductance		1210		umhos/cm	H
OU1	W-26R-11	9/7/21		Total Alkalinity (as CaCO3)		240		mg/L	DH
OU1	W-26R-11	9/7/21		Total dissolved solids (TDS)		840		mg/L	DH
OU1	W-26R-11	9/7/21		Total Hardness (as CaCO3)		260		mg/L	
OU1	W-26R-11	9/7/21		Total Phosphorus (as PO4)	<	1		mg/L	EH
OU1	W-26R-11	9/8/21		Field Oxidation Potential (Eh)		194		mVolts	
OU1	W-26R-11	9/8/21		Field pH		7.67		Units	
OU1	W-26R-11	9/8/21		Field Specific Conductance		1174		umhos/cm	
OU1	W-26R-11	9/8/21		Field Temperature		19.2		Degrees C	
OU1	W-26R-11	9/13/21		Field Oxidation Potential (Eh)		197		mVolts	
OU1	W-26R-11	9/13/21		Field pH		7.7		Units	
OU1	W-26R-11	9/13/21		Field Specific Conductance		1164		umhos/cm	
OU1	W-26R-11	9/13/21		Field Temperature		19.2		Degrees C	
OU1	W-26R-11	9/13/21		Fecal Coliform	<	1.8		MPN/100mL	
OU1	W-26R-11	9/13/21		Total Coliform	<	1.8		MPN/100mL	
OU1	W-35A-01	12/13/21		1,1-Dichloroethane	<	0.5		ug/L	
OU1	W-35A-01	12/13/21		1,1-Dichloroethene	<	0.5		ug/L	
OU1	W-35A-01	12/13/21		1,1,1-Trichloroethane	<	0.5		ug/L	
OU1	W-35A-01	12/13/21		1,1,2-Trichloroethane	<	0.5		ug/L	
OU1	W-35A-01	12/13/21		1,1,2,2-Tetrachloroethane	<	0.5		ug/L	
OU1	W-35A-01	12/13/21		1,2-Dichlorobenzene	<	0.5		ug/L	
OU1	W-35A-01	12/13/21		1,2-Dichloroethane	<	0.5		ug/L	
OU1	W-35A-01	12/13/21		1,2-Dichloroethene (total)	<	1		ug/L	
OU1	W-35A-01	12/13/21		1,2-Dichloropropane	<	0.5		ug/L	
OU1	W-35A-01	12/13/21		1,3-Dichlorobenzene	<	0.5		ug/L	
OU1	W-35A-01	12/13/21		1,4-Dichlorobenzene	<	0.5		ug/L	
OU1	W-35A-01	12/13/21		2-Chloroethylvinylether	<	10		ug/L	
OU1	W-35A-01	12/13/21		Bromodichloromethane	<	0.5		ug/L	
OU1	W-35A-01	12/13/21		Bromoform	<	0.5		ug/L	
OU1	W-35A-01	12/13/21		Bromomethane	<	1		ug/L	
OU1	W-35A-01	12/13/21		Carbon tetrachloride	<	0.5		ug/L	
OU1	W-35A-01	12/13/21		Chlorobenzene	<	0.5		ug/L	
OU1	W-35A-01	12/13/21		Chloroethane	<	0.5		ug/L	
OU1	W-35A-01	12/13/21		Chloroform	<	0.5		ug/L	
OU1	W-35A-01	12/13/21		Chloromethane	<	0.5		ug/L	
OU1	W-35A-01	12/13/21		cis-1,2-Dichloroethene	<	0.5		ug/L	
OU1	W-35A-01	12/13/21		cis-1,3-Dichloropropene	<	0.5		ug/L	
OU1	W-35A-01	12/13/21		Dibromochloromethane	<	0.5		ug/L	
OU1	W-35A-01	12/13/21		Dichlorodifluoromethane	<	0.5		ug/L	
OU1	W-35A-01	12/13/21		Methylene chloride	<	1		ug/L	
OU1	W-35A-01	12/13/21		Tetrachloroethene		1.2		ug/L	
OU1	W-35A-01	12/13/21		trans-1,2-Dichloroethene	<	0.5		ug/L	
OU1	W-35A-01	12/13/21		trans-1,3-Dichloropropene	<	0.5		ug/L	
OU1	W-35A-01	12/13/21		Trichloroethene		20		ug/L	
OU1	W-35A-01	12/13/21		Trichlorofluoromethane		0.5		ug/L	
OU1	W-35A-01	12/13/21		Trichlorotrifluoroethane	<	0.5		ug/L	
OU1	W-35A-01	12/13/21		Vinyl chloride	<	0.5		ug/L	
OU1	W-35A-01	12/13/21		Field Oxidation Potential (Eh)		-44		mVolts	
OU1	W-35A-01	12/13/21		Field pH		7.53		Units	
OU1	W-35A-01	12/13/21		Field Specific Conductance		1370		umhos/cm	

Attachment 1. Table 1. Groundwater analytical data, Site 300, 2021.

OU	Location	Date	Sample Type	Parameter	LOS Indicator	Result	Error	Units	QA Flag
OU1	W-35A-01	12/13/21		Field Temperature		25.3		Degrees C	
OU1	W-35A-02	6/15/21		1,1-Dichloroethane	<	0.5		ug/L	
OU1	W-35A-02	6/15/21		1,1-Dichloroethene	<	0.5		ug/L	
OU1	W-35A-02	6/15/21		1,1,1-Trichloroethane	<	0.5		ug/L	
OU1	W-35A-02	6/15/21		1,1,2-Trichloroethane	<	0.5		ug/L	
OU1	W-35A-02	6/15/21		1,1,2,2-Tetrachloroethane	<	0.5		ug/L	
OU1	W-35A-02	6/15/21		1,2-Dichlorobenzene	<	0.5		ug/L	
OU1	W-35A-02	6/15/21		1,2-Dichloroethane	<	0.5		ug/L	
OU1	W-35A-02	6/15/21		1,2-Dichloroethene (total)	<	1		ug/L	
OU1	W-35A-02	6/15/21		1,2-Dichloropropane	<	0.5		ug/L	
OU1	W-35A-02	6/15/21		1,3-Dichlorobenzene	<	0.5		ug/L	
OU1	W-35A-02	6/15/21		1,4-Dichlorobenzene	<	0.5		ug/L	
OU1	W-35A-02	6/15/21		2-Chloroethylvinylether	<	10		ug/L	
OU1	W-35A-02	6/15/21		Bromodichloromethane	<	0.5		ug/L	
OU1	W-35A-02	6/15/21		Bromoform	<	0.5		ug/L	
OU1	W-35A-02	6/15/21		Bromomethane	<	1		ug/L	
OU1	W-35A-02	6/15/21		Carbon tetrachloride	<	0.5		ug/L	
OU1	W-35A-02	6/15/21		Chlorobenzene	<	0.5		ug/L	
OU1	W-35A-02	6/15/21		Chloroethane	<	0.5		ug/L	
OU1	W-35A-02	6/15/21		Chloroform	<	0.5		ug/L	
OU1	W-35A-02	6/15/21		Chloromethane	<	0.5		ug/L	
OU1	W-35A-02	6/15/21		cis-1,2-Dichloroethene	<	0.5		ug/L	
OU1	W-35A-02	6/15/21		cis-1,3-Dichloropropene	<	0.5		ug/L	
OU1	W-35A-02	6/15/21		Dibromochloromethane	<	0.5		ug/L	
OU1	W-35A-02	6/15/21		Dichlorodifluoromethane	<	0.5		ug/L	
OU1	W-35A-02	6/15/21		Methylene chloride	<	1		ug/L	
OU1	W-35A-02	6/15/21		Tetrachloroethene	<	0.5		ug/L	
OU1	W-35A-02	6/15/21		trans-1,2-Dichloroethene	<	0.5		ug/L	
OU1	W-35A-02	6/15/21		trans-1,3-Dichloropropene	<	0.5		ug/L	
OU1	W-35A-02	6/15/21		Trichloroethene	<	0.5		ug/L	
OU1	W-35A-02	6/15/21		Trichlorofluoromethane	<	0.5		ug/L	
OU1	W-35A-02	6/15/21		Trichlorotrifluoroethane	<	0.5		ug/L	
OU1	W-35A-02	6/15/21		Vinyl chloride	<	0.5		ug/L	
OU1	W-35A-02	6/15/21		Field Oxidation Potential (Eh)		145		mVolts	
OU1	W-35A-02	6/15/21		Field pH		8.11		Units	
OU1	W-35A-02	6/15/21		Field Specific Conductance		1447		umhos/cm	
OU1	W-35A-02	6/15/21		Field Temperature		21.1		Degrees C	
OU1	W-35A-02	11/16/21		1,1-Dichloroethane	<	0.5		ug/L	
OU1	W-35A-02	11/16/21		1,1-Dichloroethene	<	0.5		ug/L	
OU1	W-35A-02	11/16/21		1,1,1-Trichloroethane	<	0.5		ug/L	
OU1	W-35A-02	11/16/21		1,1,2-Trichloroethane	<	0.5		ug/L	
OU1	W-35A-02	11/16/21		1,1,2,2-Tetrachloroethane	<	0.5		ug/L	
OU1	W-35A-02	11/16/21		1,2-Dichlorobenzene	<	0.5		ug/L	
OU1	W-35A-02	11/16/21		1,2-Dichloroethane	<	0.5		ug/L	
OU1	W-35A-02	11/16/21		1,2-Dichloroethene (total)	<	1		ug/L	
OU1	W-35A-02	11/16/21		1,2-Dichloropropane	<	0.5		ug/L	
OU1	W-35A-02	11/16/21		1,3-Dichlorobenzene	<	0.5		ug/L	
OU1	W-35A-02	11/16/21		1,4-Dichlorobenzene	<	0.5		ug/L	
OU1	W-35A-02	11/16/21		2-Chloroethylvinylether	<	10		ug/L	O
OU1	W-35A-02	11/16/21		Bromodichloromethane	<	0.5		ug/L	
OU1	W-35A-02	11/16/21		Bromoform	<	0.5		ug/L	
OU1	W-35A-02	11/16/21		Bromomethane	<	1		ug/L	
OU1	W-35A-02	11/16/21		Carbon tetrachloride	<	0.5		ug/L	
OU1	W-35A-02	11/16/21		Chlorobenzene	<	0.5		ug/L	
OU1	W-35A-02	11/16/21		Chloroethane	<	0.5		ug/L	
OU1	W-35A-02	11/16/21		Chloroform	<	0.5		ug/L	
OU1	W-35A-02	11/16/21		Chloromethane	<	0.5		ug/L	
OU1	W-35A-02	11/16/21		cis-1,2-Dichloroethene	<	0.5		ug/L	
OU1	W-35A-02	11/16/21		cis-1,3-Dichloropropene	<	0.5		ug/L	
OU1	W-35A-02	11/16/21		Dibromochloromethane	<	0.5		ug/L	
OU1	W-35A-02	11/16/21		Dichlorodifluoromethane	<	0.5		ug/L	
OU1	W-35A-02	11/16/21		Methylene chloride	<	1		ug/L	
OU1	W-35A-02	11/16/21		Tetrachloroethene	<	0.5		ug/L	
OU1	W-35A-02	11/16/21		trans-1,2-Dichloroethene	<	0.5		ug/L	
OU1	W-35A-02	11/16/21		trans-1,3-Dichloropropene	<	0.5		ug/L	
OU1	W-35A-02	11/16/21		Trichloroethene	<	0.5		ug/L	

Attachment 1. Table 1. Groundwater analytical data, Site 300, 2021.

OU	Location	Date	Sample Type	Parameter	LOS Indicator	Result	Error	Units	QA Flag
OU1	W-35A-02	11/16/21		Trichlorofluoromethane	<	0.5		ug/L	
OU1	W-35A-02	11/16/21		Trichlorotrifluoroethane	<	0.5		ug/L	
OU1	W-35A-02	11/16/21		Vinyl chloride	<	0.5		ug/L	
OU1	W-35A-02	11/16/21		Field Oxidation Potential (Eh)		-69		mVolts	
OU1	W-35A-02	11/16/21		Field pH		7.49		Units	
OU1	W-35A-02	11/16/21		Field Specific Conductance		1426		umhos/cm	
OU1	W-35A-02	11/16/21		Field Temperature		20.9		Degrees C	
OU1	W-35A-03	6/23/21		1,1-Dichloroethane	<	0.5		ug/L	
OU1	W-35A-03	6/23/21		1,1-Dichloroethene	<	0.5		ug/L	
OU1	W-35A-03	6/23/21		1,1,1-Trichloroethane	<	0.5		ug/L	
OU1	W-35A-03	6/23/21		1,1,2-Trichloroethane	<	0.5		ug/L	
OU1	W-35A-03	6/23/21		1,1,2,2-Tetrachloroethane	<	0.5		ug/L	
OU1	W-35A-03	6/23/21		1,2-Dichlorobenzene	<	0.5		ug/L	
OU1	W-35A-03	6/23/21		1,2-Dichloroethane	<	0.5		ug/L	
OU1	W-35A-03	6/23/21		1,2-Dichloroethene (total)	<	1		ug/L	
OU1	W-35A-03	6/23/21		1,2-Dichloropropane	<	0.5		ug/L	
OU1	W-35A-03	6/23/21		1,3-Dichlorobenzene	<	0.5		ug/L	
OU1	W-35A-03	6/23/21		1,4-Dichlorobenzene	<	0.5		ug/L	
OU1	W-35A-03	6/23/21		2-Chloroethylvinylether	<	10		ug/L	
OU1	W-35A-03	6/23/21		Bromodichloromethane	<	0.5		ug/L	
OU1	W-35A-03	6/23/21		Bromoform	<	0.5		ug/L	
OU1	W-35A-03	6/23/21		Bromomethane	<	1		ug/L	
OU1	W-35A-03	6/23/21		Carbon tetrachloride	<	0.5		ug/L	
OU1	W-35A-03	6/23/21		Chlorobenzene	<	0.5		ug/L	
OU1	W-35A-03	6/23/21		Chloroethane	<	0.5		ug/L	
OU1	W-35A-03	6/23/21		Chloroform	<	0.5		ug/L	
OU1	W-35A-03	6/23/21		Chloromethane	<	0.5		ug/L	
OU1	W-35A-03	6/23/21		cis-1,2-Dichloroethene	<	0.5		ug/L	
OU1	W-35A-03	6/23/21		cis-1,3-Dichloropropene	<	0.5		ug/L	
OU1	W-35A-03	6/23/21		Dibromochloromethane	<	0.5		ug/L	
OU1	W-35A-03	6/23/21		Dichlorodifluoromethane	<	0.5		ug/L	
OU1	W-35A-03	6/23/21		Methylene chloride	<	1		ug/L	
OU1	W-35A-03	6/23/21		Tetrachloroethene	<	0.5		ug/L	
OU1	W-35A-03	6/23/21		trans-1,2-Dichloroethene	<	0.5		ug/L	
OU1	W-35A-03	6/23/21		trans-1,3-Dichloropropene	<	0.5		ug/L	
OU1	W-35A-03	6/23/21		Trichloroethene	<	0.5		ug/L	
OU1	W-35A-03	6/23/21		Trichlorofluoromethane	<	0.5		ug/L	
OU1	W-35A-03	6/23/21		Trichlorotrifluoroethane	<	0.5		ug/L	
OU1	W-35A-03	6/23/21		Vinyl chloride	<	0.5		ug/L	
OU1	W-35A-03	6/23/21		Field Oxidation Potential (Eh)		-54		mVolts	
OU1	W-35A-03	6/23/21		Field pH		7.45		Units	
OU1	W-35A-03	6/23/21		Field Specific Conductance		196.8		umhos/cm	
OU1	W-35A-03	6/23/21		Field Temperature		23.1		Degrees C	
OU1	W-35A-03	11/16/21		1,1-Dichloroethane	<	0.5		ug/L	
OU1	W-35A-03	11/16/21		1,1-Dichloroethene	<	0.5		ug/L	
OU1	W-35A-03	11/16/21		1,1,1-Trichloroethane	<	0.5		ug/L	
OU1	W-35A-03	11/16/21		1,1,2-Trichloroethane	<	0.5		ug/L	
OU1	W-35A-03	11/16/21		1,1,2,2-Tetrachloroethane	<	0.5		ug/L	
OU1	W-35A-03	11/16/21		1,2-Dichlorobenzene	<	0.5		ug/L	
OU1	W-35A-03	11/16/21		1,2-Dichloroethane	<	0.5		ug/L	
OU1	W-35A-03	11/16/21		1,2-Dichloroethene (total)	<	1		ug/L	
OU1	W-35A-03	11/16/21		1,2-Dichloropropane	<	0.5		ug/L	
OU1	W-35A-03	11/16/21		1,3-Dichlorobenzene	<	0.5		ug/L	
OU1	W-35A-03	11/16/21		1,4-Dichlorobenzene	<	0.5		ug/L	
OU1	W-35A-03	11/16/21		2-Chloroethylvinylether	<	10		ug/L	O
OU1	W-35A-03	11/16/21		Bromodichloromethane	<	0.5		ug/L	
OU1	W-35A-03	11/16/21		Bromoform	<	0.5		ug/L	
OU1	W-35A-03	11/16/21		Bromomethane	<	1		ug/L	
OU1	W-35A-03	11/16/21		Carbon tetrachloride	<	0.5		ug/L	
OU1	W-35A-03	11/16/21		Chlorobenzene	<	0.5		ug/L	
OU1	W-35A-03	11/16/21		Chloroethane	<	0.5		ug/L	
OU1	W-35A-03	11/16/21		Chloroform	<	0.5		ug/L	
OU1	W-35A-03	11/16/21		Chloromethane	<	0.5		ug/L	
OU1	W-35A-03	11/16/21		cis-1,2-Dichloroethene	<	0.5		ug/L	
OU1	W-35A-03	11/16/21		cis-1,3-Dichloropropene	<	0.5		ug/L	
OU1	W-35A-03	11/16/21		Dibromochloromethane	<	0.5		ug/L	

Attachment 1. Table 1. Groundwater analytical data, Site 300, 2021.

OU	Location	Date	Sample Type	Parameter	LOS Indicator	Result	Error	Units	QA Flag
OU1	W-35A-03	11/16/21		Dichlorodifluoromethane	<	0.5		ug/L	
OU1	W-35A-03	11/16/21		Methylene chloride	<	1		ug/L	
OU1	W-35A-03	11/16/21		Tetrachloroethene	<	0.5		ug/L	
OU1	W-35A-03	11/16/21		trans-1,2-Dichloroethene	<	0.5		ug/L	
OU1	W-35A-03	11/16/21		trans-1,3-Dichloropropene	<	0.5		ug/L	
OU1	W-35A-03	11/16/21		Trichloroethene	<	0.5		ug/L	
OU1	W-35A-03	11/16/21		Trichlorofluoromethane	<	0.5		ug/L	
OU1	W-35A-03	11/16/21		Trichlorotrifluoroethane	<	0.5		ug/L	
OU1	W-35A-03	11/16/21		Vinyl chloride	<	0.5		ug/L	
OU1	W-35A-03	11/16/21		Field Oxidation Potential (Eh)		95		mVolts	
OU1	W-35A-03	11/16/21		Field pH		7.68		Units	
OU1	W-35A-03	11/16/21		Field Specific Conductance		1551		umhos/cm	
OU1	W-35A-03	11/16/21		Field Temperature		19.2		Degrees C	
OU1	W-35A-04	6/28/21		Nitrate (as NO3)		12		mg/L	D
OU1	W-35A-04	6/28/21		1,1-Dichloroethane	<	0.5		ug/L	
OU1	W-35A-04	6/28/21		1,1-Dichloroethene	<	0.5		ug/L	
OU1	W-35A-04	6/28/21		1,1,1-Trichloroethane	<	0.5		ug/L	
OU1	W-35A-04	6/28/21		1,1,2-Trichloroethane	<	0.5		ug/L	
OU1	W-35A-04	6/28/21		1,1,2,2-Tetrachloroethane	<	0.5		ug/L	
OU1	W-35A-04	6/28/21		1,2-Dichlorobenzene	<	0.5		ug/L	
OU1	W-35A-04	6/28/21		1,2-Dichloroethane	<	0.5		ug/L	
OU1	W-35A-04	6/28/21		1,2-Dichloroethene (total)	<	1		ug/L	
OU1	W-35A-04	6/28/21		1,2-Dichloropropane	<	0.5		ug/L	
OU1	W-35A-04	6/28/21		1,3-Dichlorobenzene	<	0.5		ug/L	
OU1	W-35A-04	6/28/21		1,4-Dichlorobenzene	<	0.5		ug/L	
OU1	W-35A-04	6/28/21		2-Chloroethylvinylether	<	10		ug/L	
OU1	W-35A-04	6/28/21		Bromodichloromethane	<	0.5		ug/L	
OU1	W-35A-04	6/28/21		Bromoform	<	0.5		ug/L	
OU1	W-35A-04	6/28/21		Bromomethane	<	1		ug/L	
OU1	W-35A-04	6/28/21		Carbon tetrachloride	<	0.5		ug/L	
OU1	W-35A-04	6/28/21		Chlorobenzene	<	0.5		ug/L	
OU1	W-35A-04	6/28/21		Chloroethane	<	0.5		ug/L	
OU1	W-35A-04	6/28/21		Chloroform	<	0.5		ug/L	
OU1	W-35A-04	6/28/21		Chloromethane	<	0.5		ug/L	
OU1	W-35A-04	6/28/21		cis-1,2-Dichloroethene	<	0.5		ug/L	
OU1	W-35A-04	6/28/21		cis-1,3-Dichloropropene	<	0.5		ug/L	
OU1	W-35A-04	6/28/21		Dibromochloromethane	<	0.5		ug/L	
OU1	W-35A-04	6/28/21		Dichlorodifluoromethane	<	0.5		ug/L	
OU1	W-35A-04	6/28/21		Methylene chloride	<	1		ug/L	
OU1	W-35A-04	6/28/21		Tetrachloroethene	<	0.5		ug/L	
OU1	W-35A-04	6/28/21		trans-1,2-Dichloroethene	<	0.5		ug/L	
OU1	W-35A-04	6/28/21		trans-1,3-Dichloropropene	<	0.5		ug/L	
OU1	W-35A-04	6/28/21		Trichloroethene	<	0.5		ug/L	
OU1	W-35A-04	6/28/21		Trichlorofluoromethane	<	0.5		ug/L	
OU1	W-35A-04	6/28/21		Trichlorotrifluoroethane	<	0.5		ug/L	
OU1	W-35A-04	6/28/21		Vinyl chloride	<	0.5		ug/L	
OU1	W-35A-04	6/28/21		Field Oxidation Potential (Eh)		28		mVolts	
OU1	W-35A-04	6/28/21		Field pH		7.59		Units	
OU1	W-35A-04	6/28/21		Field Specific Conductance		1721		umhos/cm	
OU1	W-35A-04	6/28/21		Field Temperature		24.4		Degrees C	
OU1	W-35A-04	6/28/21		Specific Conductance		1600		umhos/cm	
OU1	W-35A-04	6/28/21		pH		7.9		Units	H
OU1	W-35A-04	6/29/21		Field Oxidation Potential (Eh)		118		mVolts	
OU1	W-35A-04	6/29/21		Field pH		7.57		Units	
OU1	W-35A-04	6/29/21		Field Specific Conductance		1733		umhos/cm	
OU1	W-35A-04	6/29/21		Field Temperature		24.4		Degrees C	
OU1	W-35A-04	6/29/21		Fecal Coliform	<	1.8		MPN/100mL	
OU1	W-35A-04	6/29/21		Total Coliform		2		MPN/100mL	
OU1	W-35A-04	9/14/21		Field Oxidation Potential (Eh)		104		mVolts	
OU1	W-35A-04	9/14/21		Field pH		8.16		Units	
OU1	W-35A-04	9/14/21		Field Specific Conductance		1570		umhos/cm	
OU1	W-35A-04	9/14/21		Field Temperature		25		Degrees C	
OU1	W-35A-04	9/14/21		Chloride		160		mg/L	D
OU1	W-35A-04	9/14/21		Fluoride		0.38		mg/L	D
OU1	W-35A-04	9/14/21		Nitrate (as NO3)		10		mg/L	D
OU1	W-35A-04	9/14/21		Sulfate		320		mg/L	D

Attachment 1. Table 1. Groundwater analytical data, Site 300, 2021.

OU	Location	Date	Sample Type	Parameter	LOS Indicator	Result	Error	Units	QA Flag
OU1	W-35A-04	9/14/21		Aluminum	<	0.05		mg/L	
OU1	W-35A-04	9/14/21		Arsenic		0.0056		mg/L	
OU1	W-35A-04	9/14/21		Barium		0.046		mg/L	
OU1	W-35A-04	9/14/21		Boron		2.5		mg/L	
OU1	W-35A-04	9/14/21		Cadmium	<	0.05		mg/L	E
OU1	W-35A-04	9/14/21		Calcium		91		mg/L	
OU1	W-35A-04	9/14/21		Chromium	<	0.001		mg/L	
OU1	W-35A-04	9/14/21		Copper		0.0014		mg/L	
OU1	W-35A-04	9/14/21		Hexavalent Chromium	<	0.001		mg/L	E
OU1	W-35A-04	9/14/21		Iron	<	0.1		mg/L	
OU1	W-35A-04	9/14/21		Lead	<	0.005		mg/L	
OU1	W-35A-04	9/14/21		Magnesium		40		mg/L	
OU1	W-35A-04	9/14/21		Manganese	<	0.03		mg/L	
OU1	W-35A-04	9/14/21		Mercury	<	0.0002		mg/L	E
OU1	W-35A-04	9/14/21		Molybdenum	<	0.025		mg/L	E
OU1	W-35A-04	9/14/21		Nickel		0.0099		mg/L	
OU1	W-35A-04	9/14/21		Potassium		5.2		mg/L	
OU1	W-35A-04	9/14/21		Selenium		0.0081		mg/L	
OU1	W-35A-04	9/14/21		Silver	<	0.01		mg/L	
OU1	W-35A-04	9/14/21		Sodium		160		mg/L	
OU1	W-35A-04	9/14/21		Vanadium	<	0.02		mg/L	E
OU1	W-35A-04	9/14/21		Zinc	<	0.02		mg/L	E
OU1	W-35A-04	9/15/21		Field Oxidation Potential (Eh)		251		mVolts	
OU1	W-35A-04	9/15/21		Field pH		8.1		Units	
OU1	W-35A-04	9/15/21		Field Specific Conductance		1577		umhos/cm	
OU1	W-35A-04	9/15/21		Field Temperature		24.9		Degrees C	
OU1	W-35A-04	9/15/21		Fecal Coliform	<	1.8		MPN/100mL	
OU1	W-35A-04	9/15/21		Total Coliform		350		MPN/100mL	
OU1	W-35A-04	11/2/21		Uranium 234 and 233 (in activity)		2.26	0.27	pCi/L	
OU1	W-35A-04	11/2/21		Uranium 235 and 236 (in activity)		0.125	0.0465	pCi/L	
OU1	W-35A-04	11/2/21		Uranium 238 (in activity)		1.85	0.228	pCi/L	
OU1	W-35A-04	11/2/21		Potassium		5.3		mg/L	
OU1	W-35A-04	11/2/21		Nitrate (as NO3)		11		mg/L	
OU1	W-35A-04	11/2/21		Perchlorate	<	2		ug/L	
OU1	W-35A-04	11/2/21		1,1-Dichloroethane	<	0.5		ug/L	
OU1	W-35A-04	11/2/21		1,1-Dichloroethene	<	0.5		ug/L	
OU1	W-35A-04	11/2/21		1,1-Dichloropropene	<	0.5		ug/L	
OU1	W-35A-04	11/2/21		1,1,1-Trichloroethane	<	0.5		ug/L	
OU1	W-35A-04	11/2/21		1,1,1,2-Tetrachloroethane	<	0.5		ug/L	
OU1	W-35A-04	11/2/21		1,1,2-Trichloroethane	<	0.5		ug/L	
OU1	W-35A-04	11/2/21		1,1,2,2-Tetrachloroethane	<	0.5		ug/L	
OU1	W-35A-04	11/2/21		1,2-Dichlorobenzene	<	0.5		ug/L	
OU1	W-35A-04	11/2/21		1,2-Dichloroethane	<	0.5		ug/L	
OU1	W-35A-04	11/2/21		1,2-Dichloroethene (total)	<	1		ug/L	
OU1	W-35A-04	11/2/21		1,2-Dichloropropane	<	0.5		ug/L	
OU1	W-35A-04	11/2/21		1,2,3-Trichlorobenzene	<	0.5		ug/L	
OU1	W-35A-04	11/2/21		1,2,3-Trichloropropane	<	1		ug/L	
OU1	W-35A-04	11/2/21		1,2,4-Trichlorobenzene	<	0.5		ug/L	
OU1	W-35A-04	11/2/21		1,2,4-Trimethylbenzene	<	0.5		ug/L	
OU1	W-35A-04	11/2/21		1,3-Dichlorobenzene	<	0.5		ug/L	
OU1	W-35A-04	11/2/21		1,3-Dichloropropane	<	0.5		ug/L	
OU1	W-35A-04	11/2/21		1,3,5-Trimethylbenzene	<	0.5		ug/L	
OU1	W-35A-04	11/2/21		1,4-Dichlorobenzene	<	0.5		ug/L	
OU1	W-35A-04	11/2/21		2-Chlorotoluene	<	0.5		ug/L	
OU1	W-35A-04	11/2/21		2,2-Dichloropropane	<	0.5		ug/L	
OU1	W-35A-04	11/2/21		4-Chlorotoluene	<	0.5		ug/L	
OU1	W-35A-04	11/2/21		Benzene	<	0.5		ug/L	
OU1	W-35A-04	11/2/21		Bromobenzene	<	0.5		ug/L	
OU1	W-35A-04	11/2/21		Bromochloromethane	<	0.5		ug/L	
OU1	W-35A-04	11/2/21		Bromodichloromethane	<	0.5		ug/L	
OU1	W-35A-04	11/2/21		Bromoform	<	0.5		ug/L	
OU1	W-35A-04	11/2/21		Bromomethane	<	0.5		ug/L	
OU1	W-35A-04	11/2/21		Carbon tetrachloride	<	0.5		ug/L	
OU1	W-35A-04	11/2/21		Chlorobenzene	<	0.5		ug/L	
OU1	W-35A-04	11/2/21		Chloroethane	<	0.5		ug/L	
OU1	W-35A-04	11/2/21		Chloroform	<	0.5		ug/L	

Attachment 1. Table 1. Groundwater analytical data, Site 300, 2021.

OU	Location	Date	Sample Type	Parameter	LOS Indicator	Result	Error	Units	QA Flag
OU1	W-35A-04	11/2/21		Chloromethane	<	0.5		ug/L	
OU1	W-35A-04	11/2/21		cis-1,2-Dichloroethene	<	0.5		ug/L	
OU1	W-35A-04	11/2/21		cis-1,3-Dichloropropene	<	0.5		ug/L	
OU1	W-35A-04	11/2/21		Dibromochloromethane	<	0.5		ug/L	
OU1	W-35A-04	11/2/21		Dibromomethane	<	0.5		ug/L	
OU1	W-35A-04	11/2/21		Dichlorodifluoromethane	<	0.5		ug/L	
OU1	W-35A-04	11/2/21		Ethylbenzene	<	0.5		ug/L	
OU1	W-35A-04	11/2/21		Hexachlorobutadiene	<	0.5		ug/L	
OU1	W-35A-04	11/2/21		Isopropylbenzene	<	0.5		ug/L	
OU1	W-35A-04	11/2/21		m- and p-Xylene Isomers	<	0.5		ug/L	
OU1	W-35A-04	11/2/21		Methylene chloride	<	1		ug/L	
OU1	W-35A-04	11/2/21		n-Butylbenzene	<	0.5		ug/L	
OU1	W-35A-04	11/2/21		n-Propylbenzene	<	0.5		ug/L	
OU1	W-35A-04	11/2/21		Naphthalene	<	0.5		ug/L	
OU1	W-35A-04	11/2/21		o-Xylene	<	0.5		ug/L	
OU1	W-35A-04	11/2/21		p-Isopropyl toluene	<	0.5		ug/L	
OU1	W-35A-04	11/2/21		sec-Butylbenzene	<	0.5		ug/L	
OU1	W-35A-04	11/2/21		Styrene	<	0.5		ug/L	
OU1	W-35A-04	11/2/21		tert-Butylbenzene	<	0.5		ug/L	
OU1	W-35A-04	11/2/21		Tetrachloroethene	<	0.5		ug/L	
OU1	W-35A-04	11/2/21		Toluene	<	0.5		ug/L	
OU1	W-35A-04	11/2/21		Total Xylene Isomers	<	1		ug/L	
OU1	W-35A-04	11/2/21		trans-1,2-Dichloroethene	<	0.5		ug/L	
OU1	W-35A-04	11/2/21		trans-1,3-Dichloropropene	<	0.5		ug/L	
OU1	W-35A-04	11/2/21		Trichloroethene	<	0.5		ug/L	
OU1	W-35A-04	11/2/21		Trichlorofluoromethane	<	0.5		ug/L	
OU1	W-35A-04	11/2/21		Trichlorotrifluoroethane	<	0.5		ug/L	
OU1	W-35A-04	11/2/21		Vinyl chloride	<	0.5		ug/L	
OU1	W-35A-04	11/2/21		1,1-Dichloroethane	<	0.5		ug/L	
OU1	W-35A-04	11/2/21		1,1-Dichloroethene	<	0.5		ug/L	
OU1	W-35A-04	11/2/21		1,1,1-Trichloroethane	<	0.5		ug/L	
OU1	W-35A-04	11/2/21		1,1,2-Trichloroethane	<	0.5		ug/L	
OU1	W-35A-04	11/2/21		1,1,2,2-Tetrachloroethane	<	0.5		ug/L	
OU1	W-35A-04	11/2/21		1,2-Dichlorobenzene	<	0.5		ug/L	
OU1	W-35A-04	11/2/21		1,2-Dichloroethane	<	0.5		ug/L	
OU1	W-35A-04	11/2/21		1,2-Dichloroethene (total)	<	1		ug/L	
OU1	W-35A-04	11/2/21		1,2-Dichloropropane	<	0.5		ug/L	
OU1	W-35A-04	11/2/21		1,3-Dichlorobenzene	<	0.5		ug/L	
OU1	W-35A-04	11/2/21		1,4-Dichlorobenzene	<	0.5		ug/L	
OU1	W-35A-04	11/2/21		2-Chloroethylvinylether	<	10		ug/L	
OU1	W-35A-04	11/2/21		Bromodichloromethane	<	0.5		ug/L	
OU1	W-35A-04	11/2/21		Bromoform	<	0.5		ug/L	
OU1	W-35A-04	11/2/21		Bromomethane	<	1		ug/L	
OU1	W-35A-04	11/2/21		Carbon tetrachloride	<	0.5		ug/L	
OU1	W-35A-04	11/2/21		Chlorobenzene	<	0.5		ug/L	
OU1	W-35A-04	11/2/21		Chloroethane	<	0.5		ug/L	
OU1	W-35A-04	11/2/21		Chloroform	<	0.5		ug/L	
OU1	W-35A-04	11/2/21		Chloromethane	<	0.5		ug/L	
OU1	W-35A-04	11/2/21		cis-1,2-Dichloroethene	<	0.5		ug/L	
OU1	W-35A-04	11/2/21		cis-1,3-Dichloropropene	<	0.5		ug/L	
OU1	W-35A-04	11/2/21		Dibromochloromethane	<	0.5		ug/L	
OU1	W-35A-04	11/2/21		Dichlorodifluoromethane	<	0.5		ug/L	
OU1	W-35A-04	11/2/21		Methylene chloride	<	1		ug/L	
OU1	W-35A-04	11/2/21		Tetrachloroethene	<	0.5		ug/L	
OU1	W-35A-04	11/2/21		trans-1,2-Dichloroethene	<	0.5		ug/L	
OU1	W-35A-04	11/2/21		trans-1,3-Dichloropropene	<	0.5		ug/L	
OU1	W-35A-04	11/2/21		Trichloroethene	<	0.5		ug/L	
OU1	W-35A-04	11/2/21		Trichlorofluoromethane	<	0.5		ug/L	
OU1	W-35A-04	11/2/21		Trichlorotrifluoroethane	<	0.5		ug/L	
OU1	W-35A-04	11/2/21		Vinyl chloride	<	0.5		ug/L	
OU1	W-35A-04	11/2/21		HMX	<	1.1		ug/L	D
OU1	W-35A-04	11/2/21		RDX	<	1.1		ug/L	D
OU1	W-35A-04	11/2/21		Gross alpha		2.04	1.61	pCi/L	
OU1	W-35A-04	11/2/21		Gross beta		4.95	1.65	pCi/L	
OU1	W-35A-04	11/2/21		Tritium	<	100	62.4	pCi/L	
OU1	W-35A-04	11/2/21		Field Oxidation Potential (Eh)		60		mVolts	

Attachment 1. Table 1. Groundwater analytical data, Site 300, 2021.

OU	Location	Date	Sample Type	Parameter	LOS Indicator	Result	Error	Units	QA Flag
OU1	W-35A-04	11/2/21		Field pH		7.89		Units	
OU1	W-35A-04	11/2/21		Field Specific Conductance		1533		umhos/cm	
OU1	W-35A-04	11/2/21		Field Temperature		23		Degrees C	
OU1	W-35A-04	11/2/21		Specific Conductance		1570		umhos/cm	
OU1	W-35A-04	11/2/21		pH		7.9		Units	H
OU1	W-35A-04	11/2/21		Antimony	<	0.005		mg/L	EF
OU1	W-35A-04	11/2/21		Arsenic		0.0028		mg/L	BF
OU1	W-35A-04	11/2/21		Barium		0.041		mg/L	
OU1	W-35A-04	11/2/21		Beryllium	<	0.0005		mg/L	
OU1	W-35A-04	11/2/21		Cadmium	<	0.0005		mg/L	
OU1	W-35A-04	11/2/21		Chromium		0.001		mg/L	
OU1	W-35A-04	11/2/21		Cobalt	<	0.025		mg/L	
OU1	W-35A-04	11/2/21		Copper	<	0.01		mg/L	E
OU1	W-35A-04	11/2/21		Lead	<	0.002		mg/L	
OU1	W-35A-04	11/2/21		Mercury	<	0.0002		mg/L	
OU1	W-35A-04	11/2/21		Molybdenum	<	0.025		mg/L	E
OU1	W-35A-04	11/2/21		Nickel		0.026		mg/L	
OU1	W-35A-04	11/2/21		Selenium		0.0045		mg/L	
OU1	W-35A-04	11/2/21		Silver	<	0.0005		mg/L	
OU1	W-35A-04	11/2/21		Thallium	<	0.001		mg/L	
OU1	W-35A-04	11/2/21		Vanadium	<	0.01		mg/L	E
OU1	W-35A-04	11/2/21		Zinc	<	0.02		mg/L	EF
OU1	W-35A-04	11/3/21		Field Oxidation Potential (Eh)		172		mVolts	
OU1	W-35A-04	11/3/21		Field pH		7.81		Units	
OU1	W-35A-04	11/3/21		Field Specific Conductance		1540		umhos/cm	
OU1	W-35A-04	11/3/21		Field Temperature		23		Degrees C	
OU1	W-35A-04	11/3/21		Fecal Coliform	<	1.8		MPN/100mL	
OU1	W-35A-04	11/3/21		Total Coliform	<	1.8		MPN/100mL	
OU1	W-35A-05	6/15/21		1,1-Dichloroethane	<	0.5		ug/L	
OU1	W-35A-05	6/15/21		1,1-Dichloroethene	<	0.5		ug/L	
OU1	W-35A-05	6/15/21		1,1,1-Trichloroethane	<	0.5		ug/L	
OU1	W-35A-05	6/15/21		1,1,2-Trichloroethane	<	0.5		ug/L	
OU1	W-35A-05	6/15/21		1,1,2,2-Tetrachloroethane	<	0.5		ug/L	
OU1	W-35A-05	6/15/21		1,2-Dichlorobenzene	<	0.5		ug/L	
OU1	W-35A-05	6/15/21		1,2-Dichloroethane	<	0.5		ug/L	
OU1	W-35A-05	6/15/21		1,2-Dichloroethene (total)	<	1		ug/L	
OU1	W-35A-05	6/15/21		1,2-Dichloropropane	<	0.5		ug/L	
OU1	W-35A-05	6/15/21		1,3-Dichlorobenzene	<	0.5		ug/L	
OU1	W-35A-05	6/15/21		1,4-Dichlorobenzene	<	0.5		ug/L	
OU1	W-35A-05	6/15/21		2-Chloroethylvinylether	<	10		ug/L	
OU1	W-35A-05	6/15/21		Bromodichloromethane	<	0.5		ug/L	
OU1	W-35A-05	6/15/21		Bromoform	<	0.5		ug/L	
OU1	W-35A-05	6/15/21		Bromomethane	<	1		ug/L	
OU1	W-35A-05	6/15/21		Carbon tetrachloride	<	0.5		ug/L	
OU1	W-35A-05	6/15/21		Chlorobenzene	<	0.5		ug/L	
OU1	W-35A-05	6/15/21		Chloroethane	<	0.5		ug/L	
OU1	W-35A-05	6/15/21		Chloroform	<	0.5		ug/L	
OU1	W-35A-05	6/15/21		Chloromethane	<	0.5		ug/L	
OU1	W-35A-05	6/15/21		cis-1,2-Dichloroethene	<	0.5		ug/L	
OU1	W-35A-05	6/15/21		cis-1,3-Dichloropropene	<	0.5		ug/L	
OU1	W-35A-05	6/15/21		Dibromochloromethane	<	0.5		ug/L	
OU1	W-35A-05	6/15/21		Dichlorodifluoromethane	<	0.5		ug/L	
OU1	W-35A-05	6/15/21		Methylene chloride	<	1		ug/L	
OU1	W-35A-05	6/15/21		Tetrachloroethene	<	0.5		ug/L	
OU1	W-35A-05	6/15/21		trans-1,2-Dichloroethene	<	0.5		ug/L	
OU1	W-35A-05	6/15/21		trans-1,3-Dichloropropene	<	0.5		ug/L	
OU1	W-35A-05	6/15/21		Trichloroethene	<	0.5		ug/L	
OU1	W-35A-05	6/15/21		Trichlorofluoromethane	<	0.5		ug/L	
OU1	W-35A-05	6/15/21		Trichlorotrifluoroethane	<	0.5		ug/L	
OU1	W-35A-05	6/15/21		Vinyl chloride	<	0.5		ug/L	
OU1	W-35A-05	6/15/21		Field Oxidation Potential (Eh)		140		mVolts	
OU1	W-35A-05	6/15/21		Field pH		7.6		Units	
OU1	W-35A-05	6/15/21		Field Specific Conductance		215.5		umhos/cm	
OU1	W-35A-05	6/15/21		Field Temperature		22.5		Degrees C	
OU1	W-35A-05	11/16/21		1,1-Dichloroethane	<	0.5		ug/L	
OU1	W-35A-05	11/16/21		1,1-Dichloroethene	<	0.5		ug/L	

Attachment 1. Table 1. Groundwater analytical data, Site 300, 2021.

OU	Location	Date	Sample Type	Parameter	LOS Indicator	Result	Error	Units	QA Flag
OU1	W-35A-05	11/16/21		1,1,1-Trichloroethane	<	0.5		ug/L	
OU1	W-35A-05	11/16/21		1,1,2-Trichloroethane	<	0.5		ug/L	
OU1	W-35A-05	11/16/21		1,1,2,2-Tetrachloroethane	<	0.5		ug/L	
OU1	W-35A-05	11/16/21		1,2-Dichlorobenzene	<	0.5		ug/L	
OU1	W-35A-05	11/16/21		1,2-Dichloroethane	<	0.5		ug/L	
OU1	W-35A-05	11/16/21		1,2-Dichloroethene (total)	<	1		ug/L	
OU1	W-35A-05	11/16/21		1,2-Dichloropropane	<	0.5		ug/L	
OU1	W-35A-05	11/16/21		1,3-Dichlorobenzene	<	0.5		ug/L	
OU1	W-35A-05	11/16/21		1,4-Dichlorobenzene	<	0.5		ug/L	
OU1	W-35A-05	11/16/21		2-Chloroethylvinylether	<	10		ug/L	O
OU1	W-35A-05	11/16/21		Bromodichloromethane	<	0.5		ug/L	
OU1	W-35A-05	11/16/21		Bromoform	<	0.5		ug/L	
OU1	W-35A-05	11/16/21		Bromomethane	<	1		ug/L	
OU1	W-35A-05	11/16/21		Carbon tetrachloride	<	0.5		ug/L	
OU1	W-35A-05	11/16/21		Chlorobenzene	<	0.5		ug/L	
OU1	W-35A-05	11/16/21		Chloroethane	<	0.5		ug/L	
OU1	W-35A-05	11/16/21		Chloroform	<	0.5		ug/L	
OU1	W-35A-05	11/16/21		Chloromethane	<	0.5		ug/L	
OU1	W-35A-05	11/16/21		cis-1,2-Dichloroethene	<	0.5		ug/L	
OU1	W-35A-05	11/16/21		cis-1,3-Dichloropropene	<	0.5		ug/L	
OU1	W-35A-05	11/16/21		Dibromochloromethane	<	0.5		ug/L	
OU1	W-35A-05	11/16/21		Dichlorodifluoromethane	<	0.5		ug/L	
OU1	W-35A-05	11/16/21		Methylene chloride	<	1		ug/L	
OU1	W-35A-05	11/16/21		Tetrachloroethene	<	0.5		ug/L	
OU1	W-35A-05	11/16/21		trans-1,2-Dichloroethene	<	0.5		ug/L	
OU1	W-35A-05	11/16/21		trans-1,3-Dichloropropene	<	0.5		ug/L	
OU1	W-35A-05	11/16/21		Trichloroethene	<	0.5		ug/L	
OU1	W-35A-05	11/16/21		Trichlorofluoromethane	<	0.5		ug/L	
OU1	W-35A-05	11/16/21		Trichlorotrifluoroethane	<	0.5		ug/L	
OU1	W-35A-05	11/16/21		Vinyl chloride	<	0.5		ug/L	
OU1	W-35A-07	6/15/21		1,1-Dichloroethane	<	0.5		ug/L	
OU1	W-35A-07	6/15/21		1,1-Dichloroethene	<	0.5		ug/L	
OU1	W-35A-07	6/15/21		1,1,1-Trichloroethane	<	0.5		ug/L	
OU1	W-35A-07	6/15/21		1,1,2-Trichloroethane	<	0.5		ug/L	
OU1	W-35A-07	6/15/21		1,1,2,2-Tetrachloroethane	<	0.5		ug/L	
OU1	W-35A-07	6/15/21		1,2-Dichlorobenzene	<	0.5		ug/L	
OU1	W-35A-07	6/15/21		1,2-Dichloroethane	<	0.5		ug/L	
OU1	W-35A-07	6/15/21		1,2-Dichloroethene (total)	<	1		ug/L	
OU1	W-35A-07	6/15/21		1,2-Dichloropropane	<	0.5		ug/L	
OU1	W-35A-07	6/15/21		1,3-Dichlorobenzene	<	0.5		ug/L	
OU1	W-35A-07	6/15/21		1,4-Dichlorobenzene	<	0.5		ug/L	
OU1	W-35A-07	6/15/21		2-Chloroethylvinylether	<	10		ug/L	
OU1	W-35A-07	6/15/21		Bromodichloromethane	<	0.5		ug/L	
OU1	W-35A-07	6/15/21		Bromoform	<	0.5		ug/L	
OU1	W-35A-07	6/15/21		Bromomethane	<	1		ug/L	
OU1	W-35A-07	6/15/21		Carbon tetrachloride	<	0.5		ug/L	
OU1	W-35A-07	6/15/21		Chlorobenzene	<	0.5		ug/L	
OU1	W-35A-07	6/15/21		Chloroethane	<	0.5		ug/L	
OU1	W-35A-07	6/15/21		Chloroform	<	0.5		ug/L	
OU1	W-35A-07	6/15/21		Chloromethane	<	0.5		ug/L	
OU1	W-35A-07	6/15/21		cis-1,2-Dichloroethene	<	0.5		ug/L	
OU1	W-35A-07	6/15/21		cis-1,3-Dichloropropene	<	0.5		ug/L	
OU1	W-35A-07	6/15/21		Dibromochloromethane	<	0.5		ug/L	
OU1	W-35A-07	6/15/21		Dichlorodifluoromethane	<	0.5		ug/L	
OU1	W-35A-07	6/15/21		Methylene chloride	<	1		ug/L	
OU1	W-35A-07	6/15/21		Tetrachloroethene	<	0.5		ug/L	
OU1	W-35A-07	6/15/21		trans-1,2-Dichloroethene	<	0.5		ug/L	
OU1	W-35A-07	6/15/21		trans-1,3-Dichloropropene	<	0.5		ug/L	
OU1	W-35A-07	6/15/21		Trichloroethene	<	0.5		ug/L	
OU1	W-35A-07	6/15/21		Trichlorofluoromethane	<	0.5		ug/L	
OU1	W-35A-07	6/15/21		Trichlorotrifluoroethane	<	0.5		ug/L	
OU1	W-35A-07	6/15/21		Vinyl chloride	<	0.5		ug/L	
OU1	W-35A-07	6/15/21		Field Oxidation Potential (Eh)		179		mVolts	
OU1	W-35A-07	6/15/21		Field pH		8.33		Units	
OU1	W-35A-07	6/15/21		Field Specific Conductance		1406		umhos/cm	
OU1	W-35A-07	6/15/21		Field Temperature		24.3		Degrees C	

Attachment 1. Table 1. Groundwater analytical data, Site 300, 2021.

OU	Location	Date	Sample Type	Parameter	LOS Indicator	Result	Error	Units	QA Flag
OU1	W-35A-07	11/16/21		1,1-Dichloroethane	<	0.5		ug/L	
OU1	W-35A-07	11/16/21		1,1-Dichloroethene	<	0.5		ug/L	
OU1	W-35A-07	11/16/21		1,1,1-Trichloroethane	<	0.5		ug/L	
OU1	W-35A-07	11/16/21		1,1,2-Trichloroethane	<	0.5		ug/L	
OU1	W-35A-07	11/16/21		1,1,2,2-Tetrachloroethane	<	0.5		ug/L	
OU1	W-35A-07	11/16/21		1,2-Dichlorobenzene	<	0.5		ug/L	
OU1	W-35A-07	11/16/21		1,2-Dichloroethane	<	0.5		ug/L	
OU1	W-35A-07	11/16/21		1,2-Dichloroethene (total)	<	1		ug/L	
OU1	W-35A-07	11/16/21		1,2-Dichloropropane	<	0.5		ug/L	
OU1	W-35A-07	11/16/21		1,3-Dichlorobenzene	<	0.5		ug/L	
OU1	W-35A-07	11/16/21		1,4-Dichlorobenzene	<	0.5		ug/L	
OU1	W-35A-07	11/16/21		2-Chloroethylvinylether	<	10		ug/L	O
OU1	W-35A-07	11/16/21		Bromodichloromethane	<	0.5		ug/L	
OU1	W-35A-07	11/16/21		Bromoform	<	0.5		ug/L	
OU1	W-35A-07	11/16/21		Bromomethane	<	1		ug/L	
OU1	W-35A-07	11/16/21		Carbon tetrachloride	<	0.5		ug/L	
OU1	W-35A-07	11/16/21		Chlorobenzene	<	0.5		ug/L	
OU1	W-35A-07	11/16/21		Chloroethane	<	0.5		ug/L	
OU1	W-35A-07	11/16/21		Chloroform	<	0.5		ug/L	
OU1	W-35A-07	11/16/21		Chloromethane	<	0.5		ug/L	
OU1	W-35A-07	11/16/21		cis-1,2-Dichloroethene	<	0.5		ug/L	
OU1	W-35A-07	11/16/21		cis-1,3-Dichloropropene	<	0.5		ug/L	
OU1	W-35A-07	11/16/21		Dibromochloromethane	<	0.5		ug/L	
OU1	W-35A-07	11/16/21		Dichlorodifluoromethane	<	0.5		ug/L	
OU1	W-35A-07	11/16/21		Methylene chloride	<	1		ug/L	
OU1	W-35A-07	11/16/21		Tetrachloroethene	<	0.5		ug/L	
OU1	W-35A-07	11/16/21		trans-1,2-Dichloroethene	<	0.5		ug/L	
OU1	W-35A-07	11/16/21		trans-1,3-Dichloropropene	<	0.5		ug/L	
OU1	W-35A-07	11/16/21		Trichloroethene	<	0.5		ug/L	
OU1	W-35A-07	11/16/21		Trichlorofluoromethane	<	0.5		ug/L	
OU1	W-35A-07	11/16/21		Trichlorotrifluoroethane	<	0.5		ug/L	
OU1	W-35A-07	11/16/21		Vinyl chloride	<	0.5		ug/L	
OU1	W-35A-07	11/16/21		Field Oxidation Potential (Eh)		-56		mVolts	
OU1	W-35A-07	11/16/21		Field pH		8.66		Units	
OU1	W-35A-07	11/16/21		Field Specific Conductance		1391		umhos/cm	
OU1	W-35A-07	11/16/21		Field Temperature		19.2		Degrees C	
OU1	W-35A-08	3/16/21		1,1-Dichloroethane	<	0.5		ug/L	
OU1	W-35A-08	3/16/21		1,1-Dichloroethene	<	0.5		ug/L	
OU1	W-35A-08	3/16/21		1,1,1-Trichloroethane	<	0.5		ug/L	
OU1	W-35A-08	3/16/21		1,1,2-Trichloroethane	<	0.5		ug/L	
OU1	W-35A-08	3/16/21		1,1,2,2-Tetrachloroethane	<	0.5		ug/L	
OU1	W-35A-08	3/16/21		1,2-Dichlorobenzene	<	0.5		ug/L	
OU1	W-35A-08	3/16/21		1,2-Dichloroethane	<	0.5		ug/L	
OU1	W-35A-08	3/16/21		1,2-Dichloroethene (total)	<	1		ug/L	
OU1	W-35A-08	3/16/21		1,2-Dichloropropane	<	0.5		ug/L	
OU1	W-35A-08	3/16/21		1,3-Dichlorobenzene	<	0.5		ug/L	
OU1	W-35A-08	3/16/21		1,4-Dichlorobenzene	<	0.5		ug/L	
OU1	W-35A-08	3/16/21		2-Chloroethylvinylether	<	10		ug/L	
OU1	W-35A-08	3/16/21		Bromodichloromethane	<	0.5		ug/L	
OU1	W-35A-08	3/16/21		Bromoform	<	0.5		ug/L	
OU1	W-35A-08	3/16/21		Bromomethane	<	1		ug/L	
OU1	W-35A-08	3/16/21		Carbon tetrachloride	<	0.5		ug/L	
OU1	W-35A-08	3/16/21		Chlorobenzene	<	0.5		ug/L	
OU1	W-35A-08	3/16/21		Chloroethane	<	0.5		ug/L	
OU1	W-35A-08	3/16/21		Chloroform	<	0.5		ug/L	
OU1	W-35A-08	3/16/21		Chloromethane	<	0.5		ug/L	
OU1	W-35A-08	3/16/21		cis-1,2-Dichloroethene	<	0.5		ug/L	
OU1	W-35A-08	3/16/21		cis-1,3-Dichloropropene	<	0.5		ug/L	
OU1	W-35A-08	3/16/21		Dibromochloromethane	<	0.5		ug/L	
OU1	W-35A-08	3/16/21		Dichlorodifluoromethane	<	0.5		ug/L	
OU1	W-35A-08	3/16/21		Methylene chloride	<	1		ug/L	
OU1	W-35A-08	3/16/21		Tetrachloroethene	<	0.5		ug/L	
OU1	W-35A-08	3/16/21		trans-1,2-Dichloroethene	<	0.5		ug/L	
OU1	W-35A-08	3/16/21		trans-1,3-Dichloropropene	<	0.5		ug/L	
OU1	W-35A-08	3/16/21		Trichloroethene	<	0.5		ug/L	
OU1	W-35A-08	3/16/21		Trichlorofluoromethane	<	0.5		ug/L	

Attachment 1. Table 1. Groundwater analytical data, Site 300, 2021.

OU	Location	Date	Sample Type	Parameter	LOS Indicator	Result	Error	Units	QA Flag
OU1	W-35A-08	3/16/21		Trichlorotrifluoroethane	<	0.5		ug/L	
OU1	W-35A-08	3/16/21		Vinyl chloride	<	0.5		ug/L	
OU1	W-35A-08	6/14/21		1,1-Dichloroethane	<	0.5		ug/L	
OU1	W-35A-08	6/14/21		1,1-Dichloroethene	<	0.5		ug/L	
OU1	W-35A-08	6/14/21		1,1,1-Trichloroethane	<	0.5		ug/L	
OU1	W-35A-08	6/14/21		1,1,2-Trichloroethane	<	0.5		ug/L	
OU1	W-35A-08	6/14/21		1,1,2,2-Tetrachloroethane	<	0.5		ug/L	
OU1	W-35A-08	6/14/21		1,2-Dichlorobenzene	<	0.5		ug/L	
OU1	W-35A-08	6/14/21		1,2-Dichloroethane	<	0.5		ug/L	
OU1	W-35A-08	6/14/21		1,2-Dichloroethene (total)	<	1		ug/L	
OU1	W-35A-08	6/14/21		1,2-Dichloropropane	<	0.5		ug/L	
OU1	W-35A-08	6/14/21		1,3-Dichlorobenzene	<	0.5		ug/L	
OU1	W-35A-08	6/14/21		1,4-Dichlorobenzene	<	0.5		ug/L	
OU1	W-35A-08	6/14/21		2-Chloroethylvinylether	<	10		ug/L	
OU1	W-35A-08	6/14/21		Bromodichloromethane	<	0.5		ug/L	
OU1	W-35A-08	6/14/21		Bromoform	<	0.5		ug/L	
OU1	W-35A-08	6/14/21		Bromomethane	<	1		ug/L	
OU1	W-35A-08	6/14/21		Carbon tetrachloride	<	0.5		ug/L	
OU1	W-35A-08	6/14/21		Chlorobenzene	<	0.5		ug/L	
OU1	W-35A-08	6/14/21		Chloroethane	<	0.5		ug/L	
OU1	W-35A-08	6/14/21		Chloroform	<	0.5		ug/L	
OU1	W-35A-08	6/14/21		Chloromethane	<	0.5		ug/L	
OU1	W-35A-08	6/14/21		cis-1,2-Dichloroethene	<	0.5		ug/L	
OU1	W-35A-08	6/14/21		cis-1,3-Dichloropropene	<	0.5		ug/L	
OU1	W-35A-08	6/14/21		Dibromochloromethane	<	0.5		ug/L	
OU1	W-35A-08	6/14/21		Dichlorodifluoromethane	<	0.5		ug/L	
OU1	W-35A-08	6/14/21		Methylene chloride	<	1		ug/L	
OU1	W-35A-08	6/14/21		Tetrachloroethene	<	0.5		ug/L	
OU1	W-35A-08	6/14/21		trans-1,2-Dichloroethene	<	0.5		ug/L	
OU1	W-35A-08	6/14/21		trans-1,3-Dichloropropene	<	0.5		ug/L	
OU1	W-35A-08	6/14/21		Trichloroethene	<	0.5		ug/L	
OU1	W-35A-08	6/14/21		Trichlorofluoromethane	<	0.5		ug/L	
OU1	W-35A-08	6/14/21		Trichlorotrifluoroethane	<	0.5		ug/L	
OU1	W-35A-08	6/14/21		Vinyl chloride	<	0.5		ug/L	
OU1	W-35A-08	6/14/21		Field Oxidation Potential (Eh)		-151		mVolts	
OU1	W-35A-08	6/14/21		Field pH		7.97		Units	
OU1	W-35A-08	6/14/21		Field Specific Conductance		1417		umhos/cm	
OU1	W-35A-08	6/14/21		Field Temperature		22.1		Degrees C	
OU1	W-35A-08	9/27/21		1,1-Dichloroethane	<	0.5		ug/L	
OU1	W-35A-08	9/27/21		1,1-Dichloroethene	<	0.5		ug/L	
OU1	W-35A-08	9/27/21		1,1,1-Trichloroethane	<	0.5		ug/L	
OU1	W-35A-08	9/27/21		1,1,2-Trichloroethane	<	0.5		ug/L	
OU1	W-35A-08	9/27/21		1,1,2,2-Tetrachloroethane	<	0.5		ug/L	
OU1	W-35A-08	9/27/21		1,2-Dichlorobenzene	<	0.5		ug/L	
OU1	W-35A-08	9/27/21		1,2-Dichloroethane	<	0.5		ug/L	
OU1	W-35A-08	9/27/21		1,2-Dichloroethene (total)	<	1		ug/L	
OU1	W-35A-08	9/27/21		1,2-Dichloropropane	<	0.5		ug/L	
OU1	W-35A-08	9/27/21		1,3-Dichlorobenzene	<	0.5		ug/L	
OU1	W-35A-08	9/27/21		1,4-Dichlorobenzene	<	0.5		ug/L	
OU1	W-35A-08	9/27/21		2-Chloroethylvinylether	<	10		ug/L	
OU1	W-35A-08	9/27/21		Bromodichloromethane	<	0.5		ug/L	
OU1	W-35A-08	9/27/21		Bromoform	<	0.5		ug/L	
OU1	W-35A-08	9/27/21		Bromomethane	<	1		ug/L	
OU1	W-35A-08	9/27/21		Carbon tetrachloride	<	0.5		ug/L	
OU1	W-35A-08	9/27/21		Chlorobenzene	<	0.5		ug/L	
OU1	W-35A-08	9/27/21		Chloroethane	<	0.5		ug/L	
OU1	W-35A-08	9/27/21		Chloroform	<	0.5		ug/L	
OU1	W-35A-08	9/27/21		Chloromethane	<	0.5		ug/L	
OU1	W-35A-08	9/27/21		cis-1,2-Dichloroethene	<	0.5		ug/L	
OU1	W-35A-08	9/27/21		cis-1,3-Dichloropropene	<	0.5		ug/L	
OU1	W-35A-08	9/27/21		Dibromochloromethane	<	0.5		ug/L	
OU1	W-35A-08	9/27/21		Dichlorodifluoromethane	<	0.5		ug/L	
OU1	W-35A-08	9/27/21		Methylene chloride	<	1		ug/L	
OU1	W-35A-08	9/27/21		Tetrachloroethene	<	0.5		ug/L	
OU1	W-35A-08	9/27/21		trans-1,2-Dichloroethene	<	0.5		ug/L	
OU1	W-35A-08	9/27/21		trans-1,3-Dichloropropene	<	0.5		ug/L	

Attachment 1. Table 1. Groundwater analytical data, Site 300, 2021.

OU	Location	Date	Sample Type	Parameter	LOS Indicator	Result	Error	Units	QA Flag
OU1	W-35A-08	9/27/21		Trichloroethene	<	0.5		ug/L	
OU1	W-35A-08	9/27/21		Trichlorofluoromethane	<	0.5		ug/L	
OU1	W-35A-08	9/27/21		Trichlorotrifluoroethane	<	0.5		ug/L	
OU1	W-35A-08	9/27/21		Vinyl chloride	<	0.5		ug/L	
OU1	W-35A-08	9/27/21		Field Oxidation Potential (Eh)		-123		mVolts	
OU1	W-35A-08	9/27/21		Field pH		8.5		Units	
OU1	W-35A-08	9/27/21		Field Specific Conductance		1430		umhos/cm	
OU1	W-35A-08	9/27/21		Field Temperature		22.1		Degrees C	
OU1	W-35A-08	11/16/21		1,1-Dichloroethane	<	0.5		ug/L	
OU1	W-35A-08	11/16/21		1,1-Dichloroethene	<	0.5		ug/L	
OU1	W-35A-08	11/16/21		1,1,1-Trichloroethane	<	0.5		ug/L	
OU1	W-35A-08	11/16/21		1,1,2-Trichloroethane	<	0.5		ug/L	
OU1	W-35A-08	11/16/21		1,1,2,2-Tetrachloroethane	<	0.5		ug/L	
OU1	W-35A-08	11/16/21		1,2-Dichlorobenzene	<	0.5		ug/L	
OU1	W-35A-08	11/16/21		1,2-Dichloroethane	<	0.5		ug/L	
OU1	W-35A-08	11/16/21		1,2-Dichloroethene (total)	<	1		ug/L	
OU1	W-35A-08	11/16/21		1,2-Dichloropropane	<	0.5		ug/L	
OU1	W-35A-08	11/16/21		1,3-Dichlorobenzene	<	0.5		ug/L	
OU1	W-35A-08	11/16/21		1,4-Dichlorobenzene	<	0.5		ug/L	
OU1	W-35A-08	11/16/21		2-Chloroethylvinylether	<	10		ug/L	
OU1	W-35A-08	11/16/21		Bromodichloromethane	<	0.5		ug/L	
OU1	W-35A-08	11/16/21		Bromoform	<	0.5		ug/L	
OU1	W-35A-08	11/16/21		Bromomethane	<	1		ug/L	
OU1	W-35A-08	11/16/21		Carbon tetrachloride	<	0.5		ug/L	
OU1	W-35A-08	11/16/21		Chlorobenzene	<	0.5		ug/L	
OU1	W-35A-08	11/16/21		Chloroethane	<	0.5		ug/L	
OU1	W-35A-08	11/16/21		Chloroform	<	0.5		ug/L	
OU1	W-35A-08	11/16/21		Chloromethane	<	0.5		ug/L	
OU1	W-35A-08	11/16/21		cis-1,2-Dichloroethene	<	0.5		ug/L	
OU1	W-35A-08	11/16/21		cis-1,3-Dichloropropene	<	0.5		ug/L	
OU1	W-35A-08	11/16/21		Dibromochloromethane	<	0.5		ug/L	
OU1	W-35A-08	11/16/21		Dichlorodifluoromethane	<	0.5		ug/L	
OU1	W-35A-08	11/16/21		Methylene chloride	<	1		ug/L	
OU1	W-35A-08	11/16/21		Tetrachloroethene	<	0.5		ug/L	
OU1	W-35A-08	11/16/21		trans-1,2-Dichloroethene	<	0.5		ug/L	
OU1	W-35A-08	11/16/21		trans-1,3-Dichloropropene	<	0.5		ug/L	
OU1	W-35A-08	11/16/21		Trichloroethene	<	0.5		ug/L	
OU1	W-35A-08	11/16/21		Trichlorofluoromethane	<	0.5		ug/L	
OU1	W-35A-08	11/16/21		Trichlorotrifluoroethane	<	0.5		ug/L	
OU1	W-35A-08	11/16/21		Vinyl chloride	<	0.5		ug/L	
OU1	W-35A-08	11/16/21		Field Oxidation Potential (Eh)		-124		mVolts	
OU1	W-35A-08	11/16/21		Field pH		8.31		Units	
OU1	W-35A-08	11/16/21		Field Specific Conductance		1923		umhos/cm	
OU1	W-35A-08	11/16/21		Field Temperature		20.6		Degrees C	
OU1	W-35A-09	6/14/21		1,1-Dichloroethane	<	0.5		ug/L	
OU1	W-35A-09	6/14/21		1,1-Dichloroethene	<	0.5		ug/L	
OU1	W-35A-09	6/14/21		1,1,1-Trichloroethane	<	0.5		ug/L	
OU1	W-35A-09	6/14/21		1,1,2-Trichloroethane	<	0.5		ug/L	
OU1	W-35A-09	6/14/21		1,1,2,2-Tetrachloroethane	<	0.5		ug/L	
OU1	W-35A-09	6/14/21		1,2-Dichlorobenzene	<	0.5		ug/L	
OU1	W-35A-09	6/14/21		1,2-Dichloroethane	<	0.5		ug/L	
OU1	W-35A-09	6/14/21		1,2-Dichloroethene (total)	<	1		ug/L	
OU1	W-35A-09	6/14/21		1,2-Dichloropropane	<	0.5		ug/L	
OU1	W-35A-09	6/14/21		1,3-Dichlorobenzene	<	0.5		ug/L	
OU1	W-35A-09	6/14/21		1,4-Dichlorobenzene	<	0.5		ug/L	
OU1	W-35A-09	6/14/21		2-Chloroethylvinylether	<	10		ug/L	
OU1	W-35A-09	6/14/21		Bromodichloromethane	<	0.5		ug/L	
OU1	W-35A-09	6/14/21		Bromoform	<	0.5		ug/L	
OU1	W-35A-09	6/14/21		Bromomethane	<	1		ug/L	
OU1	W-35A-09	6/14/21		Carbon tetrachloride	<	0.5		ug/L	
OU1	W-35A-09	6/14/21		Chlorobenzene	<	0.5		ug/L	
OU1	W-35A-09	6/14/21		Chloroethane	<	0.5		ug/L	
OU1	W-35A-09	6/14/21		Chloroform	<	0.5		ug/L	
OU1	W-35A-09	6/14/21		Chloromethane	<	0.5		ug/L	
OU1	W-35A-09	6/14/21		cis-1,2-Dichloroethene	<	0.5		ug/L	
OU1	W-35A-09	6/14/21		cis-1,3-Dichloropropene	<	0.5		ug/L	

Attachment 1. Table 1. Groundwater analytical data, Site 300, 2021.

OU	Location	Date	Sample Type	Parameter	LOS Indicator	Result	Error	Units	QA Flag
OU1	W-35A-09	6/14/21		Dibromochloromethane	<	0.5		ug/L	
OU1	W-35A-09	6/14/21		Dichlorodifluoromethane	<	0.5		ug/L	
OU1	W-35A-09	6/14/21		Methylene chloride	<	1		ug/L	
OU1	W-35A-09	6/14/21		Tetrachloroethene	<	0.5		ug/L	
OU1	W-35A-09	6/14/21		trans-1,2-Dichloroethene	<	0.5		ug/L	
OU1	W-35A-09	6/14/21		trans-1,3-Dichloropropene	<	0.5		ug/L	
OU1	W-35A-09	6/14/21		Trichloroethene	<	0.5		ug/L	
OU1	W-35A-09	6/14/21		Trichlorofluoromethane	<	0.5		ug/L	
OU1	W-35A-09	6/14/21		Trichlorotrifluoroethane	<	0.5		ug/L	
OU1	W-35A-09	6/14/21		Vinyl chloride	<	0.5		ug/L	
OU1	W-35A-09	6/14/21		Field Oxidation Potential (Eh)		-119		mVolts	
OU1	W-35A-09	6/14/21		Field pH		7.77		Units	
OU1	W-35A-09	6/14/21		Field Specific Conductance		557.5		umhos/cm	
OU1	W-35A-09	6/14/21		Field Temperature		21.9		Degrees C	
OU1	W-35A-09	11/16/21		1,1-Dichloroethane	<	0.5		ug/L	
OU1	W-35A-09	11/16/21		1,1-Dichloroethene	<	0.5		ug/L	
OU1	W-35A-09	11/16/21		1,1,1-Trichloroethane	<	0.5		ug/L	
OU1	W-35A-09	11/16/21		1,1,2-Trichloroethane	<	0.5		ug/L	
OU1	W-35A-09	11/16/21		1,1,2,2-Tetrachloroethane	<	0.5		ug/L	
OU1	W-35A-09	11/16/21		1,2-Dichlorobenzene	<	0.5		ug/L	
OU1	W-35A-09	11/16/21		1,2-Dichloroethane	<	0.5		ug/L	
OU1	W-35A-09	11/16/21		1,2-Dichloroethene (total)	<	1		ug/L	
OU1	W-35A-09	11/16/21		1,2-Dichloropropane	<	0.5		ug/L	
OU1	W-35A-09	11/16/21		1,3-Dichlorobenzene	<	0.5		ug/L	
OU1	W-35A-09	11/16/21		1,4-Dichlorobenzene	<	0.5		ug/L	
OU1	W-35A-09	11/16/21		2-Chloroethylvinylether	<	10		ug/L	
OU1	W-35A-09	11/16/21		Bromodichloromethane	<	0.5		ug/L	
OU1	W-35A-09	11/16/21		Bromoform	<	0.5		ug/L	
OU1	W-35A-09	11/16/21		Bromomethane	<	1		ug/L	
OU1	W-35A-09	11/16/21		Carbon tetrachloride	<	0.5		ug/L	
OU1	W-35A-09	11/16/21		Chlorobenzene	<	0.5		ug/L	
OU1	W-35A-09	11/16/21		Chloroethane	<	0.5		ug/L	
OU1	W-35A-09	11/16/21		Chloroform	<	0.5		ug/L	
OU1	W-35A-09	11/16/21		Chloromethane	<	0.5		ug/L	
OU1	W-35A-09	11/16/21		cis-1,2-Dichloroethene	<	0.5		ug/L	
OU1	W-35A-09	11/16/21		cis-1,3-Dichloropropene	<	0.5		ug/L	
OU1	W-35A-09	11/16/21		Dibromochloromethane	<	0.5		ug/L	
OU1	W-35A-09	11/16/21		Dichlorodifluoromethane	<	0.5		ug/L	
OU1	W-35A-09	11/16/21		Methylene chloride	<	1		ug/L	
OU1	W-35A-09	11/16/21		Tetrachloroethene	<	0.5		ug/L	
OU1	W-35A-09	11/16/21		trans-1,2-Dichloroethene	<	0.5		ug/L	
OU1	W-35A-09	11/16/21		trans-1,3-Dichloropropene	<	0.5		ug/L	
OU1	W-35A-09	11/16/21		Trichloroethene	<	0.5		ug/L	
OU1	W-35A-09	11/16/21		Trichlorofluoromethane	<	0.5		ug/L	
OU1	W-35A-09	11/16/21		Trichlorotrifluoroethane	<	0.5		ug/L	
OU1	W-35A-09	11/16/21		Vinyl chloride	<	0.5		ug/L	
OU1	W-35A-09	11/16/21		Field Oxidation Potential (Eh)		-88		mVolts	
OU1	W-35A-09	11/16/21		Field pH		7.85		Units	
OU1	W-35A-09	11/16/21		Field Specific Conductance		556.3		umhos/cm	
OU1	W-35A-09	11/16/21		Field Temperature		20.6		Degrees C	
OU1	W-35A-10	6/14/21		1,1-Dichloroethane	<	0.5		ug/L	
OU1	W-35A-10	6/14/21		1,1-Dichloroethene	<	0.5		ug/L	
OU1	W-35A-10	6/14/21		1,1,1-Trichloroethane	<	0.5		ug/L	
OU1	W-35A-10	6/14/21		1,1,2-Trichloroethane	<	0.5		ug/L	
OU1	W-35A-10	6/14/21		1,1,2,2-Tetrachloroethane	<	0.5		ug/L	
OU1	W-35A-10	6/14/21		1,2-Dichlorobenzene	<	0.5		ug/L	
OU1	W-35A-10	6/14/21		1,2-Dichloroethane	<	0.5		ug/L	
OU1	W-35A-10	6/14/21		1,2-Dichloroethene (total)	<	1		ug/L	
OU1	W-35A-10	6/14/21		1,2-Dichloropropane	<	0.5		ug/L	
OU1	W-35A-10	6/14/21		1,3-Dichlorobenzene	<	0.5		ug/L	
OU1	W-35A-10	6/14/21		1,4-Dichlorobenzene	<	0.5		ug/L	
OU1	W-35A-10	6/14/21		2-Chloroethylvinylether	<	10		ug/L	
OU1	W-35A-10	6/14/21		Bromodichloromethane	<	0.5		ug/L	
OU1	W-35A-10	6/14/21		Bromoform	<	0.5		ug/L	
OU1	W-35A-10	6/14/21		Bromomethane	<	1		ug/L	
OU1	W-35A-10	6/14/21		Carbon tetrachloride	<	0.5		ug/L	

Attachment 1. Table 1. Groundwater analytical data, Site 300, 2021.

OU	Location	Date	Sample Type	Parameter	LOS Indicator	Result	Error	Units	QA Flag
OU1	W-35A-10	6/14/21		Chlorobenzene	<	0.5		ug/L	
OU1	W-35A-10	6/14/21		Chloroethane	<	0.5		ug/L	
OU1	W-35A-10	6/14/21		Chloroform	<	0.5		ug/L	
OU1	W-35A-10	6/14/21		Chloromethane	<	0.5		ug/L	
OU1	W-35A-10	6/14/21		cis-1,2-Dichloroethene	<	0.5		ug/L	
OU1	W-35A-10	6/14/21		cis-1,3-Dichloropropene	<	0.5		ug/L	
OU1	W-35A-10	6/14/21		Dibromochloromethane	<	0.5		ug/L	
OU1	W-35A-10	6/14/21		Dichlorodifluoromethane	<	0.5		ug/L	
OU1	W-35A-10	6/14/21		Methylene chloride	<	1		ug/L	
OU1	W-35A-10	6/14/21		Tetrachloroethene	<	0.5		ug/L	
OU1	W-35A-10	6/14/21		trans-1,2-Dichloroethene	<	0.5		ug/L	
OU1	W-35A-10	6/14/21		trans-1,3-Dichloropropene	<	0.5		ug/L	
OU1	W-35A-10	6/14/21		Trichloroethene		6.8		ug/L	
OU1	W-35A-10	6/14/21		Trichlorofluoromethane		3.2		ug/L	
OU1	W-35A-10	6/14/21		Trichlorotrifluoroethane	<	0.5		ug/L	
OU1	W-35A-10	6/14/21		Vinyl chloride	<	0.5		ug/L	
OU1	W-35A-10	6/14/21		Field Oxidation Potential (Eh)		76		mVolts	
OU1	W-35A-10	6/14/21		Field pH		7.64		Units	
OU1	W-35A-10	6/14/21		Field Specific Conductance		1202		umhos/cm	
OU1	W-35A-10	6/14/21		Field Temperature		22.8		Degrees C	
OU1	W-35A-10	11/16/21		1,1-Dichloroethane	<	0.5		ug/L	
OU1	W-35A-10	11/16/21		1,1-Dichloroethene	<	0.5		ug/L	
OU1	W-35A-10	11/16/21		1,1,1-Trichloroethane	<	0.5		ug/L	
OU1	W-35A-10	11/16/21		1,1,2-Trichloroethane	<	0.5		ug/L	
OU1	W-35A-10	11/16/21		1,1,2,2-Tetrachloroethane	<	0.5		ug/L	
OU1	W-35A-10	11/16/21		1,2-Dichlorobenzene	<	0.5		ug/L	
OU1	W-35A-10	11/16/21		1,2-Dichloroethane	<	0.5		ug/L	
OU1	W-35A-10	11/16/21		1,2-Dichloroethene (total)	<	1		ug/L	
OU1	W-35A-10	11/16/21		1,2-Dichloropropane	<	0.5		ug/L	
OU1	W-35A-10	11/16/21		1,3-Dichlorobenzene	<	0.5		ug/L	
OU1	W-35A-10	11/16/21		1,4-Dichlorobenzene	<	0.5		ug/L	
OU1	W-35A-10	11/16/21		2-Chloroethylvinylether	<	10		ug/L	
OU1	W-35A-10	11/16/21		Bromodichloromethane	<	0.5		ug/L	
OU1	W-35A-10	11/16/21		Bromoform	<	0.5		ug/L	
OU1	W-35A-10	11/16/21		Bromomethane	<	1		ug/L	
OU1	W-35A-10	11/16/21		Carbon tetrachloride	<	0.5		ug/L	
OU1	W-35A-10	11/16/21		Chlorobenzene	<	0.5		ug/L	
OU1	W-35A-10	11/16/21		Chloroethane	<	0.5		ug/L	
OU1	W-35A-10	11/16/21		Chloroform	<	0.5		ug/L	
OU1	W-35A-10	11/16/21		Chloromethane	<	0.5		ug/L	
OU1	W-35A-10	11/16/21		cis-1,2-Dichloroethene	<	0.5		ug/L	
OU1	W-35A-10	11/16/21		cis-1,3-Dichloropropene	<	0.5		ug/L	
OU1	W-35A-10	11/16/21		Dibromochloromethane	<	0.5		ug/L	
OU1	W-35A-10	11/16/21		Dichlorodifluoromethane	<	0.5		ug/L	
OU1	W-35A-10	11/16/21		Methylene chloride	<	1		ug/L	
OU1	W-35A-10	11/16/21		Tetrachloroethene	<	0.5		ug/L	
OU1	W-35A-10	11/16/21		trans-1,2-Dichloroethene	<	0.5		ug/L	
OU1	W-35A-10	11/16/21		trans-1,3-Dichloropropene	<	0.5		ug/L	
OU1	W-35A-10	11/16/21		Trichloroethene		5.6		ug/L	
OU1	W-35A-10	11/16/21		Trichlorofluoromethane		3.3		ug/L	
OU1	W-35A-10	11/16/21		Trichlorotrifluoroethane	<	0.5		ug/L	
OU1	W-35A-10	11/16/21		Vinyl chloride	<	0.5		ug/L	
OU1	W-35A-10	11/16/21		Field Oxidation Potential (Eh)		-173		mVolts	
OU1	W-35A-10	11/16/21		Field pH		7.84		Units	
OU1	W-35A-10	11/16/21		Field Specific Conductance		1185		umhos/cm	
OU1	W-35A-10	11/16/21		Field Temperature		21.3		Degrees C	
OU1	W-35A-11	6/10/21		1,1-Dichloroethane	<	0.5		ug/L	
OU1	W-35A-11	6/10/21		1,1-Dichloroethene	<	0.5		ug/L	
OU1	W-35A-11	6/10/21		1,1,1-Trichloroethane	<	0.5		ug/L	
OU1	W-35A-11	6/10/21		1,1,2-Trichloroethane	<	0.5		ug/L	
OU1	W-35A-11	6/10/21		1,1,2,2-Tetrachloroethane	<	0.5		ug/L	
OU1	W-35A-11	6/10/21		1,2-Dichlorobenzene	<	0.5		ug/L	
OU1	W-35A-11	6/10/21		1,2-Dichloroethane	<	0.5		ug/L	
OU1	W-35A-11	6/10/21		1,2-Dichloroethene (total)	<	1		ug/L	
OU1	W-35A-11	6/10/21		1,2-Dichloropropane	<	0.5		ug/L	
OU1	W-35A-11	6/10/21		1,3-Dichlorobenzene	<	0.5		ug/L	

Attachment 1. Table 1. Groundwater analytical data, Site 300, 2021.

OU	Location	Date	Sample Type	Parameter	LOS Indicator	Result	Error	Units	QA Flag
OU1	W-35A-11	6/10/21		1,4-Dichlorobenzene	<	0.5		ug/L	
OU1	W-35A-11	6/10/21		2-Chloroethylvinylether	<	10		ug/L	
OU1	W-35A-11	6/10/21		Bromodichloromethane	<	0.5		ug/L	
OU1	W-35A-11	6/10/21		Bromoform	<	0.5		ug/L	
OU1	W-35A-11	6/10/21		Bromomethane	<	1		ug/L	
OU1	W-35A-11	6/10/21		Carbon tetrachloride	<	0.5		ug/L	
OU1	W-35A-11	6/10/21		Chlorobenzene	<	0.5		ug/L	
OU1	W-35A-11	6/10/21		Chloroethane	<	0.5		ug/L	
OU1	W-35A-11	6/10/21		Chloroform	<	0.5		ug/L	
OU1	W-35A-11	6/10/21		Chloromethane	<	0.5		ug/L	
OU1	W-35A-11	6/10/21		cis-1,2-Dichloroethene	<	0.5		ug/L	
OU1	W-35A-11	6/10/21		cis-1,3-Dichloropropene	<	0.5		ug/L	
OU1	W-35A-11	6/10/21		Dibromochloromethane	<	0.5		ug/L	
OU1	W-35A-11	6/10/21		Dichlorodifluoromethane	<	0.5		ug/L	
OU1	W-35A-11	6/10/21		Methylene chloride	<	1		ug/L	
OU1	W-35A-11	6/10/21		Tetrachloroethene	<	0.5		ug/L	
OU1	W-35A-11	6/10/21		trans-1,2-Dichloroethene	<	0.5		ug/L	
OU1	W-35A-11	6/10/21		trans-1,3-Dichloropropene	<	0.5		ug/L	
OU1	W-35A-11	6/10/21		Trichloroethene	<	0.5		ug/L	
OU1	W-35A-11	6/10/21		Trichlorofluoromethane	<	0.5		ug/L	
OU1	W-35A-11	6/10/21		Trichlorotrifluoroethane	<	0.5		ug/L	
OU1	W-35A-11	6/10/21		Vinyl chloride	<	0.5		ug/L	
OU1	W-35A-11	6/10/21		Field Oxidation Potential (Eh)		72		mVolts	
OU1	W-35A-11	6/10/21		Field pH		7.12		Units	
OU1	W-35A-11	6/10/21		Field Specific Conductance		1047		umhos/cm	
OU1	W-35A-11	6/10/21		Field Temperature		22.9		Degrees C	
OU1	W-35A-11	11/16/21		1,1-Dichloroethane	<	0.5		ug/L	
OU1	W-35A-11	11/16/21		1,1-Dichloroethene	<	0.5		ug/L	
OU1	W-35A-11	11/16/21		1,1,1-Trichloroethane	<	0.5		ug/L	
OU1	W-35A-11	11/16/21		1,1,2-Trichloroethane	<	0.5		ug/L	
OU1	W-35A-11	11/16/21		1,1,2,2-Tetrachloroethane	<	0.5		ug/L	
OU1	W-35A-11	11/16/21		1,2-Dichlorobenzene	<	0.5		ug/L	
OU1	W-35A-11	11/16/21		1,2-Dichloroethane	<	0.5		ug/L	
OU1	W-35A-11	11/16/21		1,2-Dichloroethene (total)	<	1		ug/L	
OU1	W-35A-11	11/16/21		1,2-Dichloropropane	<	0.5		ug/L	
OU1	W-35A-11	11/16/21		1,3-Dichlorobenzene	<	0.5		ug/L	
OU1	W-35A-11	11/16/21		1,4-Dichlorobenzene	<	0.5		ug/L	
OU1	W-35A-11	11/16/21		2-Chloroethylvinylether	<	10		ug/L	
OU1	W-35A-11	11/16/21		Bromodichloromethane	<	0.5		ug/L	
OU1	W-35A-11	11/16/21		Bromoform	<	0.5		ug/L	
OU1	W-35A-11	11/16/21		Bromomethane	<	1		ug/L	
OU1	W-35A-11	11/16/21		Carbon tetrachloride	<	0.5		ug/L	
OU1	W-35A-11	11/16/21		Chlorobenzene	<	0.5		ug/L	
OU1	W-35A-11	11/16/21		Chloroethane	<	0.5		ug/L	
OU1	W-35A-11	11/16/21		Chloroform	<	0.5		ug/L	
OU1	W-35A-11	11/16/21		Chloromethane	<	0.5		ug/L	
OU1	W-35A-11	11/16/21		cis-1,2-Dichloroethene	<	0.5		ug/L	
OU1	W-35A-11	11/16/21		cis-1,3-Dichloropropene	<	0.5		ug/L	
OU1	W-35A-11	11/16/21		Dibromochloromethane	<	0.5		ug/L	
OU1	W-35A-11	11/16/21		Dichlorodifluoromethane	<	0.5		ug/L	
OU1	W-35A-11	11/16/21		Methylene chloride	<	1		ug/L	
OU1	W-35A-11	11/16/21		Tetrachloroethene	<	0.5		ug/L	
OU1	W-35A-11	11/16/21		trans-1,2-Dichloroethene	<	0.5		ug/L	
OU1	W-35A-11	11/16/21		trans-1,3-Dichloropropene	<	0.5		ug/L	
OU1	W-35A-11	11/16/21		Trichloroethene	<	0.5		ug/L	
OU1	W-35A-11	11/16/21		Trichlorofluoromethane	<	0.5		ug/L	
OU1	W-35A-11	11/16/21		Trichlorotrifluoroethane	<	0.5		ug/L	
OU1	W-35A-11	11/16/21		Vinyl chloride	<	0.5		ug/L	
OU1	W-35A-11	11/16/21		Field Oxidation Potential (Eh)		-235		mVolts	
OU1	W-35A-11	11/16/21		Field pH		8.52		Units	
OU1	W-35A-11	11/16/21		Field Specific Conductance		1059		umhos/cm	
OU1	W-35A-11	11/16/21		Field Temperature		19.1		Degrees C	
OU1	W-35A-12	6/10/21		1,1-Dichloroethane	<	0.5		ug/L	
OU1	W-35A-12	6/10/21		1,1-Dichloroethene	<	0.5		ug/L	
OU1	W-35A-12	6/10/21		1,1,1-Trichloroethane	<	0.5		ug/L	
OU1	W-35A-12	6/10/21		1,1,2-Trichloroethane	<	0.5		ug/L	

Attachment 1. Table 1. Groundwater analytical data, Site 300, 2021.

OU	Location	Date	Sample Type	Parameter	LOS Indicator	Result	Error	Units	QA Flag
OU1	W-35A-12	6/10/21		1,1,2,2-Tetrachloroethane	<	0.5		ug/L	
OU1	W-35A-12	6/10/21		1,2-Dichlorobenzene	<	0.5		ug/L	
OU1	W-35A-12	6/10/21		1,2-Dichloroethane	<	0.5		ug/L	
OU1	W-35A-12	6/10/21		1,2-Dichloroethene (total)	<	1		ug/L	
OU1	W-35A-12	6/10/21		1,2-Dichloropropane	<	0.5		ug/L	
OU1	W-35A-12	6/10/21		1,3-Dichlorobenzene	<	0.5		ug/L	
OU1	W-35A-12	6/10/21		1,4-Dichlorobenzene	<	0.5		ug/L	
OU1	W-35A-12	6/10/21		2-Chloroethylvinylether	<	10		ug/L	
OU1	W-35A-12	6/10/21		Bromodichloromethane	<	0.5		ug/L	
OU1	W-35A-12	6/10/21		Bromoform	<	0.5		ug/L	
OU1	W-35A-12	6/10/21		Bromomethane	<	1		ug/L	
OU1	W-35A-12	6/10/21		Carbon tetrachloride	<	0.5		ug/L	
OU1	W-35A-12	6/10/21		Chlorobenzene	<	0.5		ug/L	
OU1	W-35A-12	6/10/21		Chloroethane	<	0.5		ug/L	
OU1	W-35A-12	6/10/21		Chloroform	<	0.5		ug/L	
OU1	W-35A-12	6/10/21		Chloromethane	<	0.5		ug/L	
OU1	W-35A-12	6/10/21		cis-1,2-Dichloroethene	<	0.5		ug/L	
OU1	W-35A-12	6/10/21		cis-1,3-Dichloropropene	<	0.5		ug/L	
OU1	W-35A-12	6/10/21		Dibromochloromethane	<	0.5		ug/L	
OU1	W-35A-12	6/10/21		Dichlorodifluoromethane	<	0.5		ug/L	
OU1	W-35A-12	6/10/21		Methylene chloride	<	1		ug/L	
OU1	W-35A-12	6/10/21		Tetrachloroethene	<	0.5		ug/L	
OU1	W-35A-12	6/10/21		trans-1,2-Dichloroethene	<	0.5		ug/L	
OU1	W-35A-12	6/10/21		trans-1,3-Dichloropropene	<	0.5		ug/L	
OU1	W-35A-12	6/10/21		Trichloroethene	<	0.5		ug/L	
OU1	W-35A-12	6/10/21		Trichlorofluoromethane	<	0.5		ug/L	
OU1	W-35A-12	6/10/21		Trichlorotrifluoroethane	<	0.5		ug/L	
OU1	W-35A-12	6/10/21		Vinyl chloride	<	0.5		ug/L	
OU1	W-35A-12	6/10/21		Field Oxidation Potential (Eh)		-119		mVolts	
OU1	W-35A-12	6/10/21		Field pH		8.51		Units	
OU1	W-35A-12	6/10/21		Field Specific Conductance		1352		umhos/cm	
OU1	W-35A-12	6/10/21		Field Temperature		21.6		Degrees C	
OU1	W-35A-12	11/16/21		1,1-Dichloroethane	<	0.5		ug/L	
OU1	W-35A-12	11/16/21		1,1-Dichloroethene	<	0.5		ug/L	
OU1	W-35A-12	11/16/21		1,1,1-Trichloroethane	<	0.5		ug/L	
OU1	W-35A-12	11/16/21		1,1,2-Trichloroethane	<	0.5		ug/L	
OU1	W-35A-12	11/16/21		1,1,2,2-Tetrachloroethane	<	0.5		ug/L	
OU1	W-35A-12	11/16/21		1,2-Dichlorobenzene	<	0.5		ug/L	
OU1	W-35A-12	11/16/21		1,2-Dichloroethane	<	0.5		ug/L	
OU1	W-35A-12	11/16/21		1,2-Dichloroethene (total)	<	1		ug/L	
OU1	W-35A-12	11/16/21		1,2-Dichloropropane	<	0.5		ug/L	
OU1	W-35A-12	11/16/21		1,3-Dichlorobenzene	<	0.5		ug/L	
OU1	W-35A-12	11/16/21		1,4-Dichlorobenzene	<	0.5		ug/L	
OU1	W-35A-12	11/16/21		2-Chloroethylvinylether	<	10		ug/L	
OU1	W-35A-12	11/16/21		Bromodichloromethane	<	0.5		ug/L	
OU1	W-35A-12	11/16/21		Bromoform	<	0.5		ug/L	
OU1	W-35A-12	11/16/21		Bromomethane	<	1		ug/L	
OU1	W-35A-12	11/16/21		Carbon tetrachloride	<	0.5		ug/L	
OU1	W-35A-12	11/16/21		Chlorobenzene	<	0.5		ug/L	
OU1	W-35A-12	11/16/21		Chloroethane	<	0.5		ug/L	
OU1	W-35A-12	11/16/21		Chloroform	<	0.5		ug/L	
OU1	W-35A-12	11/16/21		Chloromethane	<	0.5		ug/L	
OU1	W-35A-12	11/16/21		cis-1,2-Dichloroethene	<	0.5		ug/L	
OU1	W-35A-12	11/16/21		cis-1,3-Dichloropropene	<	0.5		ug/L	
OU1	W-35A-12	11/16/21		Dibromochloromethane	<	0.5		ug/L	
OU1	W-35A-12	11/16/21		Dichlorodifluoromethane	<	0.5		ug/L	
OU1	W-35A-12	11/16/21		Methylene chloride	<	1		ug/L	
OU1	W-35A-12	11/16/21		Tetrachloroethene	<	0.5		ug/L	
OU1	W-35A-12	11/16/21		trans-1,2-Dichloroethene	<	0.5		ug/L	
OU1	W-35A-12	11/16/21		trans-1,3-Dichloropropene	<	0.5		ug/L	
OU1	W-35A-12	11/16/21		Trichloroethene	<	0.5		ug/L	
OU1	W-35A-12	11/16/21		Trichlorofluoromethane	<	0.5		ug/L	
OU1	W-35A-12	11/16/21		Trichlorotrifluoroethane	<	0.5		ug/L	
OU1	W-35A-12	11/16/21		Vinyl chloride	<	0.5		ug/L	
OU1	W-35A-12	11/16/21		Field Oxidation Potential (Eh)		-244		mVolts	
OU1	W-35A-12	11/16/21		Field pH		8.7		Units	

Attachment 1. Table 1. Groundwater analytical data, Site 300, 2021.

OU	Location	Date	Sample Type	Parameter	LOS Indicator	Result	Error	Units	QA Flag
OU1	W-35A-12	11/16/21		Field Specific Conductance		1350		umhos/cm	
OU1	W-35A-12	11/16/21		Field Temperature		20.3		Degrees C	
OU1	W-35A-13	6/10/21		1,1-Dichloroethane	<	0.5		ug/L	
OU1	W-35A-13	6/10/21		1,1-Dichloroethene	<	0.5		ug/L	
OU1	W-35A-13	6/10/21		1,1,1-Trichloroethane	<	0.5		ug/L	
OU1	W-35A-13	6/10/21		1,1,2-Trichloroethane	<	0.5		ug/L	
OU1	W-35A-13	6/10/21		1,1,2,2-Tetrachloroethane	<	0.5		ug/L	
OU1	W-35A-13	6/10/21		1,2-Dichlorobenzene	<	0.5		ug/L	
OU1	W-35A-13	6/10/21		1,2-Dichloroethane	<	0.5		ug/L	
OU1	W-35A-13	6/10/21		1,2-Dichloroethene (total)	<	1		ug/L	
OU1	W-35A-13	6/10/21		1,2-Dichloropropane	<	0.5		ug/L	
OU1	W-35A-13	6/10/21		1,3-Dichlorobenzene	<	0.5		ug/L	
OU1	W-35A-13	6/10/21		1,4-Dichlorobenzene	<	0.5		ug/L	
OU1	W-35A-13	6/10/21		2-Chloroethylvinylether	<	1		ug/L	
OU1	W-35A-13	6/10/21		Bromodichloromethane	<	0.5		ug/L	
OU1	W-35A-13	6/10/21		Bromoform	<	0.5		ug/L	
OU1	W-35A-13	6/10/21		Bromomethane	<	0.5		ug/L	
OU1	W-35A-13	6/10/21		Carbon tetrachloride	<	0.5		ug/L	
OU1	W-35A-13	6/10/21		Chlorobenzene	<	0.5		ug/L	
OU1	W-35A-13	6/10/21		Chloroethane	<	0.5		ug/L	
OU1	W-35A-13	6/10/21		Chloroform	<	0.5		ug/L	
OU1	W-35A-13	6/10/21		Chloromethane	<	0.5		ug/L	
OU1	W-35A-13	6/10/21		cis-1,2-Dichloroethene	<	0.5		ug/L	
OU1	W-35A-13	6/10/21		cis-1,3-Dichloropropene	<	0.5		ug/L	
OU1	W-35A-13	6/10/21		Dibromochloromethane	<	0.5		ug/L	
OU1	W-35A-13	6/10/21		Dichlorodifluoromethane	<	0.5		ug/L	
OU1	W-35A-13	6/10/21		Methylene chloride	<	0.5		ug/L	
OU1	W-35A-13	6/10/21		Tetrachloroethene	<	0.5		ug/L	
OU1	W-35A-13	6/10/21		trans-1,2-Dichloroethene	<	0.5		ug/L	
OU1	W-35A-13	6/10/21		trans-1,3-Dichloropropene	<	0.5		ug/L	
OU1	W-35A-13	6/10/21		Trichloroethene	<	0.5		ug/L	
OU1	W-35A-13	6/10/21		Trichlorofluoromethane	<	0.5		ug/L	
OU1	W-35A-13	6/10/21		Trichlorotrifluoroethane	<	0.5		ug/L	
OU1	W-35A-13	6/10/21		Vinyl chloride	<	0.5		ug/L	
OU1	W-35A-13	6/10/21		Field Oxidation Potential (Eh)		-44		mVolts	
OU1	W-35A-13	6/10/21		Field pH		8.29		Units	
OU1	W-35A-13	6/10/21		Field Specific Conductance		1661		umhos/cm	
OU1	W-35A-13	6/10/21		Field Temperature		22.7		Degrees C	
OU1	W-35A-13	11/16/21		1,1-Dichloroethane	<	0.5		ug/L	
OU1	W-35A-13	11/16/21		1,1-Dichloroethene	<	0.5		ug/L	
OU1	W-35A-13	11/16/21		1,1,1-Trichloroethane	<	0.5		ug/L	
OU1	W-35A-13	11/16/21		1,1,2-Trichloroethane	<	0.5		ug/L	
OU1	W-35A-13	11/16/21		1,1,2,2-Tetrachloroethane	<	0.5		ug/L	
OU1	W-35A-13	11/16/21		1,2-Dichlorobenzene	<	0.5		ug/L	
OU1	W-35A-13	11/16/21		1,2-Dichloroethane	<	0.5		ug/L	
OU1	W-35A-13	11/16/21		1,2-Dichloroethene (total)	<	1		ug/L	
OU1	W-35A-13	11/16/21		1,2-Dichloropropane	<	0.5		ug/L	
OU1	W-35A-13	11/16/21		1,3-Dichlorobenzene	<	0.5		ug/L	
OU1	W-35A-13	11/16/21		1,4-Dichlorobenzene	<	0.5		ug/L	
OU1	W-35A-13	11/16/21		2-Chloroethylvinylether	<	1		ug/L	
OU1	W-35A-13	11/16/21		Bromodichloromethane	<	0.5		ug/L	
OU1	W-35A-13	11/16/21		Bromoform	<	0.5		ug/L	
OU1	W-35A-13	11/16/21		Bromomethane	<	0.5		ug/L	
OU1	W-35A-13	11/16/21		Carbon tetrachloride	<	0.5		ug/L	
OU1	W-35A-13	11/16/21		Chlorobenzene	<	0.5		ug/L	
OU1	W-35A-13	11/16/21		Chloroethane	<	0.5		ug/L	
OU1	W-35A-13	11/16/21		Chloroform	<	0.5		ug/L	
OU1	W-35A-13	11/16/21		Chloromethane	<	0.5		ug/L	
OU1	W-35A-13	11/16/21		cis-1,2-Dichloroethene	<	0.5		ug/L	
OU1	W-35A-13	11/16/21		cis-1,3-Dichloropropene	<	0.5		ug/L	
OU1	W-35A-13	11/16/21		Dibromochloromethane	<	0.5		ug/L	
OU1	W-35A-13	11/16/21		Dichlorodifluoromethane	<	0.5		ug/L	
OU1	W-35A-13	11/16/21		Methylene chloride	<	0.5		ug/L	
OU1	W-35A-13	11/16/21		Tetrachloroethene	<	0.5		ug/L	
OU1	W-35A-13	11/16/21		trans-1,2-Dichloroethene	<	0.5		ug/L	
OU1	W-35A-13	11/16/21		trans-1,3-Dichloropropene	<	0.5		ug/L	

Attachment 1. Table 1. Groundwater analytical data, Site 300, 2021.

OU	Location	Date	Sample Type	Parameter	LOS Indicator	Result	Error	Units	QA Flag
OU1	W-35A-13	11/16/21		Trichloroethene	<	0.5		ug/L	
OU1	W-35A-13	11/16/21		Trichlorofluoromethane	<	0.5		ug/L	
OU1	W-35A-13	11/16/21		Trichlorotrifluoroethane	<	0.5		ug/L	
OU1	W-35A-13	11/16/21		Vinyl chloride	<	0.5		ug/L	
OU1	W-35A-13	11/16/21		Field Oxidation Potential (Eh)		-156		mVolts	
OU1	W-35A-13	11/16/21		Field pH		8.32		Units	
OU1	W-35A-13	11/16/21		Field Specific Conductance		1518		umhos/cm	
OU1	W-35A-13	11/16/21		Field Temperature		19.6		Degrees C	
OU1	W-35A-14	3/16/21		1,1-Dichloroethane	<	0.5		ug/L	
OU1	W-35A-14	3/16/21		1,1-Dichloroethene	<	0.5		ug/L	
OU1	W-35A-14	3/16/21		1,1,1-Trichloroethane	<	0.5		ug/L	
OU1	W-35A-14	3/16/21		1,1,2-Trichloroethane	<	0.5		ug/L	
OU1	W-35A-14	3/16/21		1,1,2,2-Tetrachloroethane	<	0.5		ug/L	
OU1	W-35A-14	3/16/21		1,2-Dichlorobenzene	<	0.5		ug/L	
OU1	W-35A-14	3/16/21		1,2-Dichloroethane	<	0.5		ug/L	
OU1	W-35A-14	3/16/21		1,2-Dichloroethene (total)	<	1		ug/L	
OU1	W-35A-14	3/16/21		1,2-Dichloropropane	<	0.5		ug/L	
OU1	W-35A-14	3/16/21		1,3-Dichlorobenzene	<	0.5		ug/L	
OU1	W-35A-14	3/16/21		1,4-Dichlorobenzene	<	0.5		ug/L	
OU1	W-35A-14	3/16/21		2-Chloroethylvinylether	<	10		ug/L	
OU1	W-35A-14	3/16/21		Bromodichloromethane	<	0.5		ug/L	
OU1	W-35A-14	3/16/21		Bromoform	<	0.5		ug/L	
OU1	W-35A-14	3/16/21		Bromomethane	<	1		ug/L	
OU1	W-35A-14	3/16/21		Carbon tetrachloride	<	0.5		ug/L	
OU1	W-35A-14	3/16/21		Chlorobenzene	<	0.5		ug/L	
OU1	W-35A-14	3/16/21		Chloroethane	<	0.5		ug/L	
OU1	W-35A-14	3/16/21		Chloroform	<	0.5		ug/L	
OU1	W-35A-14	3/16/21		Chloromethane	<	0.5		ug/L	
OU1	W-35A-14	3/16/21		cis-1,2-Dichloroethene	<	0.5		ug/L	
OU1	W-35A-14	3/16/21		cis-1,3-Dichloropropene	<	0.5		ug/L	
OU1	W-35A-14	3/16/21		Dibromochloromethane	<	0.5		ug/L	
OU1	W-35A-14	3/16/21		Dichlorodifluoromethane	<	0.5		ug/L	
OU1	W-35A-14	3/16/21		Methylene chloride	<	1		ug/L	
OU1	W-35A-14	3/16/21		Tetrachloroethene	<	0.5		ug/L	
OU1	W-35A-14	3/16/21		trans-1,2-Dichloroethene	<	0.5		ug/L	
OU1	W-35A-14	3/16/21		trans-1,3-Dichloropropene	<	0.5		ug/L	
OU1	W-35A-14	3/16/21		Trichloroethene	<	0.5		ug/L	
OU1	W-35A-14	3/16/21		Trichlorofluoromethane	<	0.5		ug/L	
OU1	W-35A-14	3/16/21		Trichlorotrifluoroethane	<	0.5		ug/L	
OU1	W-35A-14	3/16/21		Vinyl chloride	<	0.5		ug/L	
OU1	W-35A-14	6/14/21		1,1-Dichloroethane	<	0.5		ug/L	
OU1	W-35A-14	6/14/21		1,1-Dichloroethene	<	0.5		ug/L	
OU1	W-35A-14	6/14/21		1,1,1-Trichloroethane	<	0.5		ug/L	
OU1	W-35A-14	6/14/21		1,1,2-Trichloroethane	<	0.5		ug/L	
OU1	W-35A-14	6/14/21		1,1,2,2-Tetrachloroethane	<	0.5		ug/L	
OU1	W-35A-14	6/14/21		1,2-Dichlorobenzene	<	0.5		ug/L	
OU1	W-35A-14	6/14/21		1,2-Dichloroethane	<	0.5		ug/L	
OU1	W-35A-14	6/14/21		1,2-Dichloroethene (total)	<	1		ug/L	
OU1	W-35A-14	6/14/21		1,2-Dichloropropane	<	0.5		ug/L	
OU1	W-35A-14	6/14/21		1,3-Dichlorobenzene	<	0.5		ug/L	
OU1	W-35A-14	6/14/21		1,4-Dichlorobenzene	<	0.5		ug/L	
OU1	W-35A-14	6/14/21		2-Chloroethylvinylether	<	10		ug/L	
OU1	W-35A-14	6/14/21		Bromodichloromethane	<	0.5		ug/L	
OU1	W-35A-14	6/14/21		Bromoform	<	0.5		ug/L	
OU1	W-35A-14	6/14/21		Bromomethane	<	1		ug/L	
OU1	W-35A-14	6/14/21		Carbon tetrachloride	<	0.5		ug/L	
OU1	W-35A-14	6/14/21		Chlorobenzene	<	0.5		ug/L	
OU1	W-35A-14	6/14/21		Chloroethane	<	0.5		ug/L	
OU1	W-35A-14	6/14/21		Chloroform	<	0.5		ug/L	
OU1	W-35A-14	6/14/21		Chloromethane	<	0.5		ug/L	
OU1	W-35A-14	6/14/21		cis-1,2-Dichloroethene	<	0.5		ug/L	
OU1	W-35A-14	6/14/21		cis-1,3-Dichloropropene	<	0.5		ug/L	
OU1	W-35A-14	6/14/21		Dibromochloromethane	<	0.5		ug/L	
OU1	W-35A-14	6/14/21		Dichlorodifluoromethane	<	0.5		ug/L	
OU1	W-35A-14	6/14/21		Methylene chloride	<	1		ug/L	
OU1	W-35A-14	6/14/21		Tetrachloroethene	<	0.5		ug/L	

Attachment 1. Table 1. Groundwater analytical data, Site 300, 2021.

OU	Location	Date	Sample Type	Parameter	LOS Indicator	Result	Error	Units	QA Flag
OU1	W-35A-14	6/14/21		trans-1,2-Dichloroethene	<	0.5		ug/L	
OU1	W-35A-14	6/14/21		trans-1,3-Dichloropropene	<	0.5		ug/L	
OU1	W-35A-14	6/14/21		Trichloroethene	<	0.5		ug/L	
OU1	W-35A-14	6/14/21		Trichlorofluoromethane	<	0.5		ug/L	
OU1	W-35A-14	6/14/21		Trichlorotrifluoroethane	<	0.5		ug/L	
OU1	W-35A-14	6/14/21		Vinyl chloride	<	0.5		ug/L	
OU1	W-35A-14	6/14/21		Field Oxidation Potential (Eh)		-148		mVolts	
OU1	W-35A-14	6/14/21		Field pH		8.15		Units	
OU1	W-35A-14	6/14/21		Field Specific Conductance		1271		umhos/cm	
OU1	W-35A-14	6/14/21		Field Temperature		22.4		Degrees C	
OU1	W-35A-14	9/27/21		1,1-Dichloroethane	<	0.5		ug/L	
OU1	W-35A-14	9/27/21		1,1-Dichloroethene	<	0.5		ug/L	
OU1	W-35A-14	9/27/21		1,1,1-Trichloroethane	<	0.5		ug/L	
OU1	W-35A-14	9/27/21		1,1,2-Trichloroethane	<	0.5		ug/L	
OU1	W-35A-14	9/27/21		1,1,2,2-Tetrachloroethane	<	0.5		ug/L	
OU1	W-35A-14	9/27/21		1,2-Dichlorobenzene	<	0.5		ug/L	
OU1	W-35A-14	9/27/21		1,2-Dichloroethane	<	0.5		ug/L	
OU1	W-35A-14	9/27/21		1,2-Dichloroethene (total)	<	1		ug/L	
OU1	W-35A-14	9/27/21		1,2-Dichloropropane	<	0.5		ug/L	
OU1	W-35A-14	9/27/21		1,3-Dichlorobenzene	<	0.5		ug/L	
OU1	W-35A-14	9/27/21		1,4-Dichlorobenzene	<	0.5		ug/L	
OU1	W-35A-14	9/27/21		2-Chloroethylvinylether	<	10		ug/L	
OU1	W-35A-14	9/27/21		Bromodichloromethane	<	0.5		ug/L	
OU1	W-35A-14	9/27/21		Bromoform	<	0.5		ug/L	
OU1	W-35A-14	9/27/21		Bromomethane	<	1		ug/L	
OU1	W-35A-14	9/27/21		Carbon tetrachloride	<	0.5		ug/L	
OU1	W-35A-14	9/27/21		Chlorobenzene	<	0.5		ug/L	
OU1	W-35A-14	9/27/21		Chloroethane	<	0.5		ug/L	
OU1	W-35A-14	9/27/21		Chloroform	<	0.5		ug/L	
OU1	W-35A-14	9/27/21		Chloromethane	<	0.5		ug/L	
OU1	W-35A-14	9/27/21		cis-1,2-Dichloroethene	<	0.5		ug/L	
OU1	W-35A-14	9/27/21		cis-1,3-Dichloropropene	<	0.5		ug/L	
OU1	W-35A-14	9/27/21		Dibromochloromethane	<	0.5		ug/L	
OU1	W-35A-14	9/27/21		Dichlorodifluoromethane	<	0.5		ug/L	
OU1	W-35A-14	9/27/21		Methylene chloride	<	1		ug/L	
OU1	W-35A-14	9/27/21		Tetrachloroethene	<	0.5		ug/L	
OU1	W-35A-14	9/27/21		trans-1,2-Dichloroethene	<	0.5		ug/L	
OU1	W-35A-14	9/27/21		trans-1,3-Dichloropropene	<	0.5		ug/L	
OU1	W-35A-14	9/27/21		Trichloroethene	<	0.5		ug/L	
OU1	W-35A-14	9/27/21		Trichlorofluoromethane	<	0.5		ug/L	
OU1	W-35A-14	9/27/21		Trichlorotrifluoroethane	<	0.5		ug/L	
OU1	W-35A-14	9/27/21		Vinyl chloride	<	0.5		ug/L	
OU1	W-35A-14	9/27/21		Field Oxidation Potential (Eh)		-149		mVolts	
OU1	W-35A-14	9/27/21		Field pH		8.24		Units	
OU1	W-35A-14	9/27/21		Field Specific Conductance		1278		umhos/cm	
OU1	W-35A-14	9/27/21		Field Temperature		23.1		Degrees C	
OU1	W-35A-14	11/16/21		1,1-Dichloroethane	<	0.5		ug/L	
OU1	W-35A-14	11/16/21		1,1-Dichloroethene	<	0.5		ug/L	
OU1	W-35A-14	11/16/21		1,1,1-Trichloroethane	<	0.5		ug/L	
OU1	W-35A-14	11/16/21		1,1,2-Trichloroethane	<	0.5		ug/L	
OU1	W-35A-14	11/16/21		1,1,2,2-Tetrachloroethane	<	0.5		ug/L	
OU1	W-35A-14	11/16/21		1,2-Dichlorobenzene	<	0.5		ug/L	
OU1	W-35A-14	11/16/21		1,2-Dichloroethane	<	0.5		ug/L	
OU1	W-35A-14	11/16/21		1,2-Dichloroethene (total)	<	1		ug/L	
OU1	W-35A-14	11/16/21		1,2-Dichloropropane	<	0.5		ug/L	
OU1	W-35A-14	11/16/21		1,3-Dichlorobenzene	<	0.5		ug/L	
OU1	W-35A-14	11/16/21		1,4-Dichlorobenzene	<	0.5		ug/L	
OU1	W-35A-14	11/16/21		2-Chloroethylvinylether	<	10		ug/L	O
OU1	W-35A-14	11/16/21		Bromodichloromethane	<	0.5		ug/L	
OU1	W-35A-14	11/16/21		Bromoform	<	0.5		ug/L	
OU1	W-35A-14	11/16/21		Bromomethane	<	1		ug/L	
OU1	W-35A-14	11/16/21		Carbon tetrachloride	<	0.5		ug/L	
OU1	W-35A-14	11/16/21		Chlorobenzene	<	0.5		ug/L	
OU1	W-35A-14	11/16/21		Chloroethane	<	0.5		ug/L	
OU1	W-35A-14	11/16/21		Chloroform	<	0.5		ug/L	
OU1	W-35A-14	11/16/21		Chloromethane	<	0.5		ug/L	

Attachment 1. Table 1. Groundwater analytical data, Site 300, 2021.

OU	Location	Date	Sample Type	Parameter	LOS Indicator	Result	Error	Units	QA Flag
OU1	W-35A-14	11/16/21		cis-1,2-Dichloroethene	<	0.5		ug/L	
OU1	W-35A-14	11/16/21		cis-1,3-Dichloropropene	<	0.5		ug/L	
OU1	W-35A-14	11/16/21		Dibromochloromethane	<	0.5		ug/L	
OU1	W-35A-14	11/16/21		Dichlorodifluoromethane	<	0.5		ug/L	
OU1	W-35A-14	11/16/21		Methylene chloride	<	1		ug/L	
OU1	W-35A-14	11/16/21		Tetrachloroethene	<	0.5		ug/L	
OU1	W-35A-14	11/16/21		trans-1,2-Dichloroethene	<	0.5		ug/L	
OU1	W-35A-14	11/16/21		trans-1,3-Dichloropropene	<	0.5		ug/L	
OU1	W-35A-14	11/16/21		Trichloroethene	<	0.5		ug/L	
OU1	W-35A-14	11/16/21		Trichlorofluoromethane	<	0.5		ug/L	
OU1	W-35A-14	11/16/21		Trichlorotrifluoroethane	<	0.5		ug/L	
OU1	W-35A-14	11/16/21		Vinyl chloride	<	0.5		ug/L	
OU1	W-35A-14	11/16/21		Field Oxidation Potential (Eh)		-192		mVolts	
OU1	W-35A-14	11/16/21		Field pH		8.11		Units	
OU1	W-35A-14	11/16/21		Field Specific Conductance		1286		umhos/cm	
OU1	W-35A-14	11/16/21		Field Temperature		20.3		Degrees C	
OU1	W-7A	11/15/21		1,1-Dichloroethane	<	0.5		ug/L	
OU1	W-7A	11/15/21		1,1-Dichloroethene	<	0.5		ug/L	
OU1	W-7A	11/15/21		1,1,1-Trichloroethane	<	0.5		ug/L	
OU1	W-7A	11/15/21		1,1,2-Trichloroethane	<	0.5		ug/L	
OU1	W-7A	11/15/21		1,1,2,2-Tetrachloroethane	<	0.5		ug/L	
OU1	W-7A	11/15/21		1,2-Dichlorobenzene	<	0.5		ug/L	
OU1	W-7A	11/15/21		1,2-Dichloroethane	<	0.5		ug/L	
OU1	W-7A	11/15/21		1,2-Dichloroethene (total)	<	1		ug/L	
OU1	W-7A	11/15/21		1,2-Dichloropropane	<	0.5		ug/L	
OU1	W-7A	11/15/21		1,3-Dichlorobenzene	<	0.5		ug/L	
OU1	W-7A	11/15/21		1,4-Dichlorobenzene	<	0.5		ug/L	
OU1	W-7A	11/15/21		2-Chloroethylvinylether	<	10		ug/L	O
OU1	W-7A	11/15/21		Bromodichloromethane	<	0.5		ug/L	
OU1	W-7A	11/15/21		Bromoform	<	0.5		ug/L	
OU1	W-7A	11/15/21		Bromomethane	<	1		ug/L	
OU1	W-7A	11/15/21		Carbon tetrachloride	<	0.5		ug/L	
OU1	W-7A	11/15/21		Chlorobenzene	<	0.5		ug/L	
OU1	W-7A	11/15/21		Chloroethane	<	0.5		ug/L	
OU1	W-7A	11/15/21		Chloroform	<	0.5		ug/L	
OU1	W-7A	11/15/21		Chloromethane	<	0.5		ug/L	
OU1	W-7A	11/15/21		cis-1,2-Dichloroethene	<	0.5		ug/L	
OU1	W-7A	11/15/21		cis-1,3-Dichloropropene	<	0.5		ug/L	
OU1	W-7A	11/15/21		Dibromochloromethane	<	0.5		ug/L	
OU1	W-7A	11/15/21		Dichlorodifluoromethane	<	0.5		ug/L	
OU1	W-7A	11/15/21		Methylene chloride	<	1		ug/L	
OU1	W-7A	11/15/21		Tetrachloroethene	<	0.5		ug/L	
OU1	W-7A	11/15/21		trans-1,2-Dichloroethene	<	0.5		ug/L	
OU1	W-7A	11/15/21		trans-1,3-Dichloropropene	<	0.5		ug/L	
OU1	W-7A	11/15/21		Trichloroethene	<	0.5		ug/L	
OU1	W-7A	11/15/21		Trichlorofluoromethane	<	0.5		ug/L	
OU1	W-7A	11/15/21		Trichlorotrifluoroethane	<	0.5		ug/L	
OU1	W-7A	11/15/21		Vinyl chloride	<	0.5		ug/L	
OU1	W-7A	11/15/21		Field Oxidation Potential (Eh)		-240		mVolts	
OU1	W-7A	11/15/21		Field pH		7.72		Units	
OU1	W-7A	11/15/21		Field Specific Conductance		1669		umhos/cm	
OU1	W-7A	11/15/21		Field Temperature		19.5		Degrees C	
OU1	W-7B	6/3/21		1,1-Dichloroethane	<	0.5		ug/L	
OU1	W-7B	6/3/21		1,1-Dichloroethene	<	0.5		ug/L	
OU1	W-7B	6/3/21		1,1,1-Trichloroethane	<	0.5		ug/L	
OU1	W-7B	6/3/21		1,1,2-Trichloroethane	<	0.5		ug/L	
OU1	W-7B	6/3/21		1,1,2,2-Tetrachloroethane	<	0.5		ug/L	
OU1	W-7B	6/3/21		1,2-Dichlorobenzene	<	0.5		ug/L	
OU1	W-7B	6/3/21		1,2-Dichloroethane	<	0.5		ug/L	
OU1	W-7B	6/3/21		1,2-Dichloroethene (total)	<	1		ug/L	
OU1	W-7B	6/3/21		1,2-Dichloropropane	<	0.5		ug/L	
OU1	W-7B	6/3/21		1,3-Dichlorobenzene	<	0.5		ug/L	
OU1	W-7B	6/3/21		1,4-Dichlorobenzene	<	0.5		ug/L	
OU1	W-7B	6/3/21		2-Chloroethylvinylether	<	1		ug/L	
OU1	W-7B	6/3/21		Bromodichloromethane	<	0.5		ug/L	
OU1	W-7B	6/3/21		Bromoform	<	0.5		ug/L	

Attachment 1. Table 1. Groundwater analytical data, Site 300, 2021.

OU	Location	Date	Sample Type	Parameter	LOS Indicator	Result	Error	Units	QA Flag
OU1	W-7B	6/3/21		Bromomethane	<	0.5		ug/L	
OU1	W-7B	6/3/21		Carbon tetrachloride	<	0.5		ug/L	
OU1	W-7B	6/3/21		Chlorobenzene	<	0.5		ug/L	
OU1	W-7B	6/3/21		Chloroethane	<	0.5		ug/L	
OU1	W-7B	6/3/21		Chloroform	<	0.5		ug/L	
OU1	W-7B	6/3/21		Chloromethane	<	0.5		ug/L	
OU1	W-7B	6/3/21		cis-1,2-Dichloroethene	<	0.5		ug/L	
OU1	W-7B	6/3/21		cis-1,3-Dichloropropene	<	0.5		ug/L	
OU1	W-7B	6/3/21		Dibromochloromethane	<	0.5		ug/L	
OU1	W-7B	6/3/21		Dichlorodifluoromethane	<	0.5		ug/L	
OU1	W-7B	6/3/21		Methylene chloride	<	0.5		ug/L	
OU1	W-7B	6/3/21		Tetrachloroethene	<	0.5		ug/L	
OU1	W-7B	6/3/21		trans-1,2-Dichloroethene	<	0.5		ug/L	
OU1	W-7B	6/3/21		trans-1,3-Dichloropropene	<	0.5		ug/L	
OU1	W-7B	6/3/21		Trichloroethene	<	0.5		ug/L	
OU1	W-7B	6/3/21		Trichlorofluoromethane	<	0.5		ug/L	
OU1	W-7B	6/3/21		Trichlorotrifluoroethane	<	0.5		ug/L	L
OU1	W-7B	6/3/21		Vinyl chloride	<	0.5		ug/L	
OU1	W-7B	6/3/21		Field Oxidation Potential (Eh)		-175		mVolts	
OU1	W-7B	6/3/21		Field pH		8.13		Units	
OU1	W-7B	6/3/21		Field Specific Conductance		1518		umhos/cm	
OU1	W-7B	6/3/21		Field Temperature		21.6		Degrees C	
OU1	W-7B	11/15/21		1,1-Dichloroethane	<	0.5		ug/L	
OU1	W-7B	11/15/21		1,1-Dichloroethene	<	0.5		ug/L	
OU1	W-7B	11/15/21		1,1,1-Trichloroethane	<	0.5		ug/L	
OU1	W-7B	11/15/21		1,1,2-Trichloroethane	<	0.5		ug/L	
OU1	W-7B	11/15/21		1,1,2,2-Tetrachloroethane	<	0.5		ug/L	
OU1	W-7B	11/15/21		1,2-Dichlorobenzene	<	0.5		ug/L	
OU1	W-7B	11/15/21		1,2-Dichloroethane	<	0.5		ug/L	
OU1	W-7B	11/15/21		1,2-Dichloroethene (total)	<	1		ug/L	
OU1	W-7B	11/15/21		1,2-Dichloropropane	<	0.5		ug/L	
OU1	W-7B	11/15/21		1,3-Dichlorobenzene	<	0.5		ug/L	
OU1	W-7B	11/15/21		1,4-Dichlorobenzene	<	0.5		ug/L	
OU1	W-7B	11/15/21		2-Chloroethylvinylether	<	1		ug/L	
OU1	W-7B	11/15/21		Bromodichloromethane	<	0.5		ug/L	
OU1	W-7B	11/15/21		Bromoform	<	0.5		ug/L	
OU1	W-7B	11/15/21		Bromomethane	<	0.5		ug/L	
OU1	W-7B	11/15/21		Carbon tetrachloride	<	0.5		ug/L	
OU1	W-7B	11/15/21		Chlorobenzene	<	0.5		ug/L	
OU1	W-7B	11/15/21		Chloroethane	<	0.5		ug/L	
OU1	W-7B	11/15/21		Chloroform	<	0.5		ug/L	
OU1	W-7B	11/15/21		Chloromethane	<	0.5		ug/L	
OU1	W-7B	11/15/21		cis-1,2-Dichloroethene	<	0.5		ug/L	
OU1	W-7B	11/15/21		cis-1,3-Dichloropropene	<	0.5		ug/L	
OU1	W-7B	11/15/21		Dibromochloromethane	<	0.5		ug/L	
OU1	W-7B	11/15/21		Dichlorodifluoromethane	<	0.5		ug/L	
OU1	W-7B	11/15/21		Methylene chloride	<	0.5		ug/L	
OU1	W-7B	11/15/21		Tetrachloroethene	<	0.5		ug/L	
OU1	W-7B	11/15/21		trans-1,2-Dichloroethene	<	0.5		ug/L	
OU1	W-7B	11/15/21		trans-1,3-Dichloropropene	<	0.5		ug/L	
OU1	W-7B	11/15/21		Trichloroethene	<	0.5		ug/L	
OU1	W-7B	11/15/21		Trichlorofluoromethane	<	0.5		ug/L	
OU1	W-7B	11/15/21		Trichlorotrifluoroethane	<	0.5		ug/L	
OU1	W-7B	11/15/21		Vinyl chloride	<	0.5		ug/L	
OU1	W-7B	11/15/21		Field Oxidation Potential (Eh)		-282		mVolts	
OU1	W-7B	11/15/21		Field pH		8.23		Units	
OU1	W-7B	11/15/21		Field Specific Conductance		1487		umhos/cm	
OU1	W-7B	11/15/21		Field Temperature		19.6		Degrees C	
OU1	W-7C	5/17/21		1,1-Dichloroethane	<	0.5		ug/L	
OU1	W-7C	5/17/21		1,1-Dichloroethene	<	0.5		ug/L	
OU1	W-7C	5/17/21		1,1,1-Trichloroethane	<	0.5		ug/L	
OU1	W-7C	5/17/21		1,1,2-Trichloroethane	<	0.5		ug/L	
OU1	W-7C	5/17/21		1,1,2,2-Tetrachloroethane	<	0.5		ug/L	
OU1	W-7C	5/17/21		1,2-Dichlorobenzene	<	0.5		ug/L	
OU1	W-7C	5/17/21		1,2-Dichloroethane	<	0.5		ug/L	
OU1	W-7C	5/17/21		1,2-Dichloroethene (total)	<	1		ug/L	

Attachment 1. Table 1. Groundwater analytical data, Site 300, 2021.

OU	Location	Date	Sample Type	Parameter	LOS Indicator	Result	Error	Units	QA Flag
OU1	W-7C	5/17/21		1,2-Dichloropropane	<	0.5		ug/L	
OU1	W-7C	5/17/21		1,3-Dichlorobenzene	<	0.5		ug/L	
OU1	W-7C	5/17/21		1,4-Dichlorobenzene	<	0.5		ug/L	
OU1	W-7C	5/17/21		2-Chloroethylvinylether	<	1		ug/L	
OU1	W-7C	5/17/21		Bromodichloromethane	<	0.5		ug/L	
OU1	W-7C	5/17/21		Bromoform	<	0.5		ug/L	
OU1	W-7C	5/17/21		Bromomethane	<	0.5		ug/L	
OU1	W-7C	5/17/21		Carbon tetrachloride	<	0.5		ug/L	
OU1	W-7C	5/17/21		Chlorobenzene	<	0.5		ug/L	
OU1	W-7C	5/17/21		Chloroethane	<	0.5		ug/L	
OU1	W-7C	5/17/21		Chloroform	<	0.5		ug/L	
OU1	W-7C	5/17/21		Chloromethane	<	0.5		ug/L	
OU1	W-7C	5/17/21		cis-1,2-Dichloroethene	<	0.5		ug/L	
OU1	W-7C	5/17/21		cis-1,3-Dichloropropene	<	0.5		ug/L	
OU1	W-7C	5/17/21		Dibromochloromethane	<	0.5		ug/L	
OU1	W-7C	5/17/21		Dichlorodifluoromethane	<	0.5		ug/L	
OU1	W-7C	5/17/21		Methylene chloride	<	0.5		ug/L	
OU1	W-7C	5/17/21		Tetrachloroethene	<	0.5		ug/L	
OU1	W-7C	5/17/21		trans-1,2-Dichloroethene	<	0.5		ug/L	
OU1	W-7C	5/17/21		trans-1,3-Dichloropropene	<	0.5		ug/L	
OU1	W-7C	5/17/21		Trichloroethene	<	0.5		ug/L	
OU1	W-7C	5/17/21		Trichlorofluoromethane	<	0.5		ug/L	
OU1	W-7C	5/17/21		Trichlorotrifluoroethane	<	0.5		ug/L	
OU1	W-7C	5/17/21		Vinyl chloride	<	0.5		ug/L	
OU1	W-7C	5/17/21		Field Oxidation Potential (Eh)		245		mVolts	
OU1	W-7C	5/17/21		Field pH		7.93		Units	
OU1	W-7C	5/17/21		Field Specific Conductance		1527		umhos/cm	
OU1	W-7C	5/17/21		Field Temperature		19.5		Degrees C	
OU1	W-7C	10/28/21		1,1-Dichloroethane	<	0.5		ug/L	
OU1	W-7C	10/28/21		1,1-Dichloroethene	<	0.5		ug/L	
OU1	W-7C	10/28/21		1,1,1-Trichloroethane	<	0.5		ug/L	
OU1	W-7C	10/28/21		1,1,2-Trichloroethane	<	0.5		ug/L	
OU1	W-7C	10/28/21		1,1,2,2-Tetrachloroethane	<	0.5		ug/L	
OU1	W-7C	10/28/21		1,2-Dichlorobenzene	<	0.5		ug/L	
OU1	W-7C	10/28/21		1,2-Dichloroethane	<	0.5		ug/L	
OU1	W-7C	10/28/21		1,2-Dichloroethene (total)	<	1		ug/L	
OU1	W-7C	10/28/21		1,2-Dichloropropane	<	0.5		ug/L	
OU1	W-7C	10/28/21		1,3-Dichlorobenzene	<	0.5		ug/L	
OU1	W-7C	10/28/21		1,4-Dichlorobenzene	<	0.5		ug/L	
OU1	W-7C	10/28/21		2-Chloroethylvinylether	<	1		ug/L	
OU1	W-7C	10/28/21		Bromodichloromethane	<	0.5		ug/L	
OU1	W-7C	10/28/21		Bromoform	<	0.5		ug/L	
OU1	W-7C	10/28/21		Bromomethane	<	0.5		ug/L	
OU1	W-7C	10/28/21		Carbon tetrachloride	<	0.5		ug/L	
OU1	W-7C	10/28/21		Chlorobenzene	<	0.5		ug/L	
OU1	W-7C	10/28/21		Chloroethane	<	0.5		ug/L	
OU1	W-7C	10/28/21		Chloroform	<	0.5		ug/L	
OU1	W-7C	10/28/21		Chloromethane	<	0.5		ug/L	
OU1	W-7C	10/28/21		cis-1,2-Dichloroethene	<	0.5		ug/L	
OU1	W-7C	10/28/21		cis-1,3-Dichloropropene	<	0.5		ug/L	
OU1	W-7C	10/28/21		Dibromochloromethane	<	0.5		ug/L	
OU1	W-7C	10/28/21		Dichlorodifluoromethane	<	0.5		ug/L	
OU1	W-7C	10/28/21		Methylene chloride	<	0.5		ug/L	
OU1	W-7C	10/28/21		Tetrachloroethene	<	0.5		ug/L	
OU1	W-7C	10/28/21		trans-1,2-Dichloroethene	<	0.5		ug/L	
OU1	W-7C	10/28/21		trans-1,3-Dichloropropene	<	0.5		ug/L	
OU1	W-7C	10/28/21		Trichloroethene	<	0.5		ug/L	
OU1	W-7C	10/28/21		Trichlorofluoromethane	<	0.5		ug/L	
OU1	W-7C	10/28/21		Trichlorotrifluoroethane	<	0.5		ug/L	
OU1	W-7C	10/28/21		Vinyl chloride	<	0.5		ug/L	
OU1	W-7C	10/28/21		Field Oxidation Potential (Eh)		88		mVolts	
OU1	W-7C	10/28/21		Field pH		8.74		Units	
OU1	W-7C	10/28/21		Field Specific Conductance		1470		umhos/cm	
OU1	W-7C	10/28/21		Field Temperature		21		Degrees C	
OU1	W-7DS	3/11/21		Chloride		140		mg/L	
OU1	W-7DS	3/11/21		Fluoride		0.37		mg/L	

Attachment 1. Table 1. Groundwater analytical data, Site 300, 2021.

OU	Location	Date	Sample Type	Parameter	LOS Indicator	Result	Error	Units	QA Flag
OU1	W-7DS	3/11/21		Nitrate (as NO3)		11		mg/L	
OU1	W-7DS	3/11/21		Sulfate		280		mg/L	
OU1	W-7DS	3/11/21		Aluminum	<	0.05		mg/L	E
OU1	W-7DS	3/11/21		Arsenic		0.0021		mg/L	B
OU1	W-7DS	3/11/21		Barium		0.045		mg/L	
OU1	W-7DS	3/11/21		Boron		2.2		mg/L	
OU1	W-7DS	3/11/21		Cadmium	<	0.05		mg/L	
OU1	W-7DS	3/11/21		Calcium		92		mg/L	
OU1	W-7DS	3/11/21		Chromium	<	0.001		mg/L	
OU1	W-7DS	3/11/21		Copper		0.0017		mg/L	
OU1	W-7DS	3/11/21		Hexavalent Chromium	<	0.001		mg/L	E
OU1	W-7DS	3/11/21		Iron	<	0.1		mg/L	
OU1	W-7DS	3/11/21		Lead	<	0.005		mg/L	E
OU1	W-7DS	3/11/21		Magnesium		40		mg/L	
OU1	W-7DS	3/11/21		Manganese	<	0.03		mg/L	
OU1	W-7DS	3/11/21		Mercury	<	0.0002		mg/L	
OU1	W-7DS	3/11/21		Molybdenum	<	0.025		mg/L	E
OU1	W-7DS	3/11/21		Nickel		0.0022		mg/L	
OU1	W-7DS	3/11/21		Potassium		5		mg/L	
OU1	W-7DS	3/11/21		Selenium		0.008		mg/L	
OU1	W-7DS	3/11/21		Silver	<	0.01		mg/L	
OU1	W-7DS	3/11/21		Sodium		140		mg/L	
OU1	W-7DS	3/11/21		Vanadium	<	0.02		mg/L	EO
OU1	W-7DS	3/11/21		Zinc	<	0.02		mg/L	E
OU1	W-7DS	3/11/21		pH		7.96		Units	H
OU1	W-7DS	3/11/21		Specific Conductance		1430		umhos/cm	H
OU1	W-7DS	3/11/21		Total Alkalinity (as CaCO3)		270		mg/L	DH
OU1	W-7DS	3/11/21		Total dissolved solids (TDS)		920		mg/L	DH
OU1	W-7DS	3/11/21		Total Hardness (as CaCO3)		400		mg/L	H
OU1	W-7DS	3/11/21		Total Phosphorus (as PO4)	<	1		mg/L	EHO
OU1	W-7DS	3/15/21		Fecal Coliform	<	1.8		MPN/100mL	
OU1	W-7DS	3/15/21		Total Coliform	<	1.8		MPN/100mL	
OU1	W-7DS	5/17/21		Nitrate (as NO3)		10		mg/L	
OU1	W-7DS	5/17/21		1,1-Dichloroethane	<	0.5		ug/L	
OU1	W-7DS	5/17/21		1,1-Dichloroethene	<	0.5		ug/L	
OU1	W-7DS	5/17/21		1,1,1-Trichloroethane	<	0.5		ug/L	
OU1	W-7DS	5/17/21		1,1,2-Trichloroethane	<	0.5		ug/L	
OU1	W-7DS	5/17/21		1,1,2,2-Tetrachloroethane	<	0.5		ug/L	
OU1	W-7DS	5/17/21		1,2-Dichlorobenzene	<	0.5		ug/L	
OU1	W-7DS	5/17/21		1,2-Dichloroethane	<	0.5		ug/L	
OU1	W-7DS	5/17/21		1,2-Dichloroethene (total)	<	1		ug/L	
OU1	W-7DS	5/17/21		1,2-Dichloropropane	<	0.5		ug/L	
OU1	W-7DS	5/17/21		1,3-Dichlorobenzene	<	0.5		ug/L	
OU1	W-7DS	5/17/21		1,4-Dichlorobenzene	<	0.5		ug/L	
OU1	W-7DS	5/17/21		2-Chloroethylvinylether	<	10		ug/L	
OU1	W-7DS	5/17/21		Bromodichloromethane	<	0.5		ug/L	
OU1	W-7DS	5/17/21		Bromoform	<	0.5		ug/L	
OU1	W-7DS	5/17/21		Bromomethane	<	1		ug/L	
OU1	W-7DS	5/17/21		Carbon tetrachloride	<	0.5		ug/L	
OU1	W-7DS	5/17/21		Chlorobenzene	<	0.5		ug/L	
OU1	W-7DS	5/17/21		Chloroethane	<	0.5		ug/L	
OU1	W-7DS	5/17/21		Chloroform	<	0.5		ug/L	
OU1	W-7DS	5/17/21		Chloromethane	<	0.5		ug/L	
OU1	W-7DS	5/17/21		cis-1,2-Dichloroethene	<	0.5		ug/L	
OU1	W-7DS	5/17/21		cis-1,3-Dichloropropene	<	0.5		ug/L	
OU1	W-7DS	5/17/21		Dibromochloromethane	<	0.5		ug/L	
OU1	W-7DS	5/17/21		Dichlorodifluoromethane	<	0.5		ug/L	
OU1	W-7DS	5/17/21		Methylene chloride	<	1		ug/L	
OU1	W-7DS	5/17/21		Tetrachloroethene	<	0.5		ug/L	
OU1	W-7DS	5/17/21		trans-1,2-Dichloroethene	<	0.5		ug/L	
OU1	W-7DS	5/17/21		trans-1,3-Dichloropropene	<	0.5		ug/L	
OU1	W-7DS	5/17/21		Trichloroethene	<	0.5		ug/L	
OU1	W-7DS	5/17/21		Trichlorofluoromethane	<	0.5		ug/L	
OU1	W-7DS	5/17/21		Trichlorotrifluoroethane	<	0.5		ug/L	
OU1	W-7DS	5/17/21		Vinyl chloride	<	0.5		ug/L	
OU1	W-7DS	5/17/21		Field Oxidation Potential (Eh)		39		mVolts	

Attachment 1. Table 1. Groundwater analytical data, Site 300, 2021.

OU	Location	Date	Sample Type	Parameter	LOS Indicator	Result	Error	Units	QA Flag
OU1	W-7DS	5/17/21		Field pH		7.5		Units	
OU1	W-7DS	5/17/21		Field Specific Conductance		1602		umhos/cm	
OU1	W-7DS	5/17/21		Field Temperature		23.1		Degrees C	
OU1	W-7DS	5/17/21		Specific Conductance		1530		umhos/cm	
OU1	W-7DS	5/17/21		pH		8.2		Units	H
OU1	W-7DS	5/18/21		Field Oxidation Potential (Eh)		140		mVolts	
OU1	W-7DS	5/18/21		Field pH		7.31		Units	
OU1	W-7DS	5/18/21		Field Specific Conductance		1570		umhos/cm	
OU1	W-7DS	5/18/21		Field Temperature		22.4		Degrees C	
OU1	W-7DS	5/18/21		Fecal Coliform	<	1.8		MPN/100mL	
OU1	W-7DS	5/18/21		Total Coliform		2		MPN/100mL	
OU1	W-7DS	9/8/21		Field Oxidation Potential (Eh)		96		mVolts	
OU1	W-7DS	9/8/21		Field pH		7.86		Units	
OU1	W-7DS	9/8/21		Field Specific Conductance		1480		umhos/cm	
OU1	W-7DS	9/8/21		Field Temperature		24.8		Degrees C	
OU1	W-7DS	9/8/21		Chloride		150		mg/L	D
OU1	W-7DS	9/8/21		Fluoride		0.33		mg/L	D
OU1	W-7DS	9/8/21		Nitrate (as NO3)		8.2		mg/L	D
OU1	W-7DS	9/8/21		Sulfate		300		mg/L	D
OU1	W-7DS	9/8/21		Aluminum	<	0.05		mg/L	
OU1	W-7DS	9/8/21		Arsenic		0.0036		mg/L	
OU1	W-7DS	9/8/21		Barium		0.048		mg/L	
OU1	W-7DS	9/8/21		Boron		2.5		mg/L	
OU1	W-7DS	9/8/21		Cadmium	<	0.05		mg/L	E
OU1	W-7DS	9/8/21		Calcium		100		mg/L	
OU1	W-7DS	9/8/21		Chromium		0.0012		mg/L	
OU1	W-7DS	9/8/21		Copper		0.0019		mg/L	
OU1	W-7DS	9/8/21		Hexavalent Chromium	<	0.001		mg/L	E
OU1	W-7DS	9/8/21		Iron	<	0.1		mg/L	
OU1	W-7DS	9/8/21		Lead	<	0.005		mg/L	E
OU1	W-7DS	9/8/21		Magnesium		43		mg/L	
OU1	W-7DS	9/8/21		Manganese	<	0.03		mg/L	
OU1	W-7DS	9/8/21		Mercury	<	0.0002		mg/L	
OU1	W-7DS	9/8/21		Molybdenum	<	0.025		mg/L	E
OU1	W-7DS	9/8/21		Nickel		0.0022		mg/L	
OU1	W-7DS	9/8/21		Potassium		5.3		mg/L	
OU1	W-7DS	9/8/21		Selenium		0.0091		mg/L	
OU1	W-7DS	9/8/21		Silver	<	0.01		mg/L	
OU1	W-7DS	9/8/21		Sodium		160		mg/L	
OU1	W-7DS	9/8/21		Vanadium	<	0.02		mg/L	E
OU1	W-7DS	9/8/21		Zinc	<	0.02		mg/L	BE
OU1	W-7DS	9/8/21		pH		7.83		Units	H
OU1	W-7DS	9/8/21		Specific Conductance		1510		umhos/cm	H
OU1	W-7DS	9/8/21		Total Alkalinity (as CaCO3)		260		mg/L	DH
OU1	W-7DS	9/8/21		Total dissolved solids (TDS)		1000		mg/L	DH
OU1	W-7DS	9/8/21		Total Hardness (as CaCO3)		430		mg/L	
OU1	W-7DS	9/8/21		Total Phosphorus (as PO4)	<	1		mg/L	EH
OU1	W-7DS	9/9/21		Field Oxidation Potential (Eh)		190		mVolts	
OU1	W-7DS	9/9/21		Field pH		7.81		Units	
OU1	W-7DS	9/9/21		Field Specific Conductance		1497		umhos/cm	
OU1	W-7DS	9/9/21		Field Temperature		24.8		Degrees C	
OU1	W-7DS	9/9/21		Fecal Coliform	<	1.8		MPN/100mL	
OU1	W-7DS	9/9/21		Total Coliform	<	1.8		MPN/100mL	
OU1	W-7DS	10/26/21		Nitrate (as NO3)		21		mg/L	
OU1	W-7DS	10/26/21		1,1-Dichloroethane	<	0.5		ug/L	
OU1	W-7DS	10/26/21		1,1-Dichloroethene	<	0.5		ug/L	
OU1	W-7DS	10/26/21		1,1,1-Trichloroethane	<	0.5		ug/L	
OU1	W-7DS	10/26/21		1,1,2-Trichloroethane	<	0.5		ug/L	
OU1	W-7DS	10/26/21		1,1,2,2-Tetrachloroethane	<	0.5		ug/L	
OU1	W-7DS	10/26/21		1,2-Dichlorobenzene	<	0.5		ug/L	
OU1	W-7DS	10/26/21		1,2-Dichloroethane	<	0.5		ug/L	
OU1	W-7DS	10/26/21		1,2-Dichloroethene (total)	<	1		ug/L	
OU1	W-7DS	10/26/21		1,2-Dichloropropane	<	0.5		ug/L	
OU1	W-7DS	10/26/21		1,3-Dichlorobenzene	<	0.5		ug/L	
OU1	W-7DS	10/26/21		1,4-Dichlorobenzene	<	0.5		ug/L	
OU1	W-7DS	10/26/21		2-Chloroethylvinylether	<	10		ug/L	

Attachment 1. Table 1. Groundwater analytical data, Site 300, 2021.

OU	Location	Date	Sample Type	Parameter	LOS Indicator	Result	Error	Units	QA Flag
OU1	W-7DS	10/26/21		Bromodichloromethane	<	0.5		ug/L	
OU1	W-7DS	10/26/21		Bromoform	<	0.5		ug/L	
OU1	W-7DS	10/26/21		Bromomethane	<	1		ug/L	
OU1	W-7DS	10/26/21		Carbon tetrachloride	<	0.5		ug/L	
OU1	W-7DS	10/26/21		Chlorobenzene	<	0.5		ug/L	
OU1	W-7DS	10/26/21		Chloroethane	<	0.5		ug/L	
OU1	W-7DS	10/26/21		Chloroform	<	0.5		ug/L	
OU1	W-7DS	10/26/21		Chloromethane	<	0.5		ug/L	
OU1	W-7DS	10/26/21		cis-1,2-Dichloroethene	<	0.5		ug/L	
OU1	W-7DS	10/26/21		cis-1,3-Dichloropropene	<	0.5		ug/L	
OU1	W-7DS	10/26/21		Dibromochloromethane	<	0.5		ug/L	
OU1	W-7DS	10/26/21		Dichlorodifluoromethane	<	0.5		ug/L	
OU1	W-7DS	10/26/21		Methylene chloride	<	1		ug/L	
OU1	W-7DS	10/26/21		Tetrachloroethene	<	0.5		ug/L	
OU1	W-7DS	10/26/21		trans-1,2-Dichloroethene	<	0.5		ug/L	
OU1	W-7DS	10/26/21		trans-1,3-Dichloropropene	<	0.5		ug/L	
OU1	W-7DS	10/26/21		Trichloroethene	<	0.5		ug/L	
OU1	W-7DS	10/26/21		Trichlorofluoromethane	<	0.5		ug/L	
OU1	W-7DS	10/26/21		Trichlorotrifluoroethane	<	0.5		ug/L	
OU1	W-7DS	10/26/21		Vinyl chloride	<	0.5		ug/L	
OU1	W-7DS	10/26/21		Field Oxidation Potential (Eh)		104		mVolts	
OU1	W-7DS	10/26/21		Field pH		7.83		Units	
OU1	W-7DS	10/26/21		Field Specific Conductance		1691		umhos/cm	
OU1	W-7DS	10/26/21		Field Temperature		25.5		Degrees C	
OU1	W-7DS	10/26/21		Specific Conductance		1590		umhos/cm	
OU1	W-7DS	10/26/21		pH		7.67		Units	H
OU1	W-7DS	10/26/21	DUP	Nitrate (as NO3)		8.8		mg/L	
OU1	W-7DS	10/26/21	DUP	1,1-Dichloroethane	<	0.5		ug/L	
OU1	W-7DS	10/26/21	DUP	1,1-Dichloroethene	<	0.5		ug/L	
OU1	W-7DS	10/26/21	DUP	1,1,1-Trichloroethane	<	0.5		ug/L	
OU1	W-7DS	10/26/21	DUP	1,1,2-Trichloroethane	<	0.5		ug/L	
OU1	W-7DS	10/26/21	DUP	1,1,2,2-Tetrachloroethane	<	0.5		ug/L	
OU1	W-7DS	10/26/21	DUP	1,2-Dichlorobenzene	<	0.5		ug/L	
OU1	W-7DS	10/26/21	DUP	1,2-Dichloroethane	<	0.5		ug/L	
OU1	W-7DS	10/26/21	DUP	1,2-Dichloroethene (total)	<	1		ug/L	
OU1	W-7DS	10/26/21	DUP	1,2-Dichloropropane	<	0.5		ug/L	
OU1	W-7DS	10/26/21	DUP	1,3-Dichlorobenzene	<	0.5		ug/L	
OU1	W-7DS	10/26/21	DUP	1,4-Dichlorobenzene	<	0.5		ug/L	
OU1	W-7DS	10/26/21	DUP	2-Chloroethylvinylether	<	10		ug/L	
OU1	W-7DS	10/26/21	DUP	Bromodichloromethane	<	0.5		ug/L	
OU1	W-7DS	10/26/21	DUP	Bromoform	<	0.5		ug/L	
OU1	W-7DS	10/26/21	DUP	Bromomethane	<	1		ug/L	
OU1	W-7DS	10/26/21	DUP	Carbon tetrachloride	<	0.5		ug/L	
OU1	W-7DS	10/26/21	DUP	Chlorobenzene	<	0.5		ug/L	
OU1	W-7DS	10/26/21	DUP	Chloroethane	<	0.5		ug/L	
OU1	W-7DS	10/26/21	DUP	Chloroform	<	0.5		ug/L	
OU1	W-7DS	10/26/21	DUP	Chloromethane	<	0.5		ug/L	
OU1	W-7DS	10/26/21	DUP	cis-1,2-Dichloroethene	<	0.5		ug/L	
OU1	W-7DS	10/26/21	DUP	cis-1,3-Dichloropropene	<	0.5		ug/L	
OU1	W-7DS	10/26/21	DUP	Dibromochloromethane	<	0.5		ug/L	
OU1	W-7DS	10/26/21	DUP	Dichlorodifluoromethane	<	0.5		ug/L	
OU1	W-7DS	10/26/21	DUP	Methylene chloride	<	1		ug/L	
OU1	W-7DS	10/26/21	DUP	Tetrachloroethene	<	0.5		ug/L	
OU1	W-7DS	10/26/21	DUP	trans-1,2-Dichloroethene	<	0.5		ug/L	
OU1	W-7DS	10/26/21	DUP	trans-1,3-Dichloropropene	<	0.5		ug/L	
OU1	W-7DS	10/26/21	DUP	Trichloroethene	<	0.5		ug/L	
OU1	W-7DS	10/26/21	DUP	Trichlorofluoromethane	<	0.5		ug/L	
OU1	W-7DS	10/26/21	DUP	Trichlorotrifluoroethane	<	0.5		ug/L	
OU1	W-7DS	10/26/21	DUP	Vinyl chloride	<	0.5		ug/L	
OU1	W-7DS	10/26/21	DUP	Specific Conductance		1590		umhos/cm	
OU1	W-7DS	10/26/21	DUP	pH		7.6		Units	H
OU1	W-7DS	10/27/21		Field Oxidation Potential (Eh)		159		mVolts	
OU1	W-7DS	10/27/21		Field pH		7.88		Units	
OU1	W-7DS	10/27/21		Field Specific Conductance		1715		umhos/cm	
OU1	W-7DS	10/27/21		Field Temperature		25.1		Degrees C	
OU1	W-7DS	10/27/21		Fecal Coliform	<	1.8		MPN/100mL	

Attachment 1. Table 1. Groundwater analytical data, Site 300, 2021.

OU	Location	Date	Sample Type	Parameter	LOS Indicator	Result	Error	Units	QA Flag
OU1	W-7DS	10/27/21		Total Coliform		3.6		MPN/100mL	
OU1	W-7DS	10/27/21	DUP	Fecal Coliform	<	1.8		MPN/100mL	
OU1	W-7DS	10/27/21	DUP	Total Coliform		1.8		MPN/100mL	
OU1	W-7E	5/18/21		Nitrate (as NO3)	<	0.5		mg/L	
OU1	W-7E	5/18/21		1,1-Dichloroethane	<	0.5		ug/L	
OU1	W-7E	5/18/21		1,1-Dichloroethene	<	0.5		ug/L	
OU1	W-7E	5/18/21		1,1,1-Trichloroethane	<	0.5		ug/L	
OU1	W-7E	5/18/21		1,1,2-Trichloroethane	<	0.5		ug/L	
OU1	W-7E	5/18/21		1,1,2,2-Tetrachloroethane	<	0.5		ug/L	
OU1	W-7E	5/18/21		1,2-Dichlorobenzene	<	0.5		ug/L	
OU1	W-7E	5/18/21		1,2-Dichloroethane	<	0.5		ug/L	
OU1	W-7E	5/18/21		1,2-Dichloroethene (total)	<	1		ug/L	
OU1	W-7E	5/18/21		1,2-Dichloropropane	<	0.5		ug/L	
OU1	W-7E	5/18/21		1,3-Dichlorobenzene	<	0.5		ug/L	
OU1	W-7E	5/18/21		1,4-Dichlorobenzene	<	0.5		ug/L	
OU1	W-7E	5/18/21		2-Chloroethylvinylether	<	10		ug/L	
OU1	W-7E	5/18/21		Bromodichloromethane	<	0.5		ug/L	
OU1	W-7E	5/18/21		Bromoform	<	0.5		ug/L	
OU1	W-7E	5/18/21		Bromomethane	<	1		ug/L	
OU1	W-7E	5/18/21		Carbon tetrachloride	<	0.5		ug/L	
OU1	W-7E	5/18/21		Chlorobenzene	<	0.5		ug/L	
OU1	W-7E	5/18/21		Chloroethane	<	0.5		ug/L	
OU1	W-7E	5/18/21		Chloroform	<	0.5		ug/L	
OU1	W-7E	5/18/21		Chloromethane	<	0.5		ug/L	
OU1	W-7E	5/18/21		cis-1,2-Dichloroethene	<	0.5		ug/L	
OU1	W-7E	5/18/21		cis-1,3-Dichloropropene	<	0.5		ug/L	
OU1	W-7E	5/18/21		Dibromochloromethane	<	0.5		ug/L	
OU1	W-7E	5/18/21		Dichlorodifluoromethane	<	0.5		ug/L	
OU1	W-7E	5/18/21		Methylene chloride	<	1		ug/L	
OU1	W-7E	5/18/21		Tetrachloroethene	<	0.5		ug/L	
OU1	W-7E	5/18/21		trans-1,2-Dichloroethene	<	0.5		ug/L	
OU1	W-7E	5/18/21		trans-1,3-Dichloropropene	<	0.5		ug/L	
OU1	W-7E	5/18/21		Trichloroethene	<	0.5		ug/L	
OU1	W-7E	5/18/21		Trichlorofluoromethane	<	0.5		ug/L	
OU1	W-7E	5/18/21		Trichlorotrifluoroethane	<	0.5		ug/L	
OU1	W-7E	5/18/21		Vinyl chloride	<	0.5		ug/L	
OU1	W-7E	5/18/21		Field Oxidation Potential (Eh)		-118		mVolts	
OU1	W-7E	5/18/21		Field pH		8.41		Units	
OU1	W-7E	5/18/21		Field Specific Conductance		1455		umhos/cm	
OU1	W-7E	5/18/21		Field Temperature		22.2		Degrees C	
OU1	W-7E	5/18/21		Specific Conductance		1460		umhos/cm	
OU1	W-7E	5/18/21		pH		8.57		Units	H
OU1	W-7E	5/19/21		Field Oxidation Potential (Eh)		231		mVolts	
OU1	W-7E	5/19/21		Field pH		8.4		Units	
OU1	W-7E	5/19/21		Field Specific Conductance		1415		umhos/cm	
OU1	W-7E	5/19/21		Field Temperature		22.2		Degrees C	
OU1	W-7E	5/19/21		Fecal Coliform	<	1.8		MPN/100mL	
OU1	W-7E	5/19/21		Total Coliform	<	1.8		MPN/100mL	
OU1	W-7E	11/2/21		Nitrate (as NO3)	<	0.5		mg/L	
OU1	W-7E	11/2/21		1,1-Dichloroethane	<	0.5		ug/L	
OU1	W-7E	11/2/21		1,1-Dichloroethene	<	0.5		ug/L	
OU1	W-7E	11/2/21		1,1,1-Trichloroethane	<	0.5		ug/L	
OU1	W-7E	11/2/21		1,1,2-Trichloroethane	<	0.5		ug/L	
OU1	W-7E	11/2/21		1,1,2,2-Tetrachloroethane	<	0.5		ug/L	
OU1	W-7E	11/2/21		1,2-Dichlorobenzene	<	0.5		ug/L	
OU1	W-7E	11/2/21		1,2-Dichloroethane	<	0.5		ug/L	
OU1	W-7E	11/2/21		1,2-Dichloroethene (total)	<	1		ug/L	
OU1	W-7E	11/2/21		1,2-Dichloropropane	<	0.5		ug/L	
OU1	W-7E	11/2/21		1,3-Dichlorobenzene	<	0.5		ug/L	
OU1	W-7E	11/2/21		1,4-Dichlorobenzene	<	0.5		ug/L	
OU1	W-7E	11/2/21		2-Chloroethylvinylether	<	10		ug/L	
OU1	W-7E	11/2/21		Bromodichloromethane	<	0.5		ug/L	
OU1	W-7E	11/2/21		Bromoform	<	0.5		ug/L	
OU1	W-7E	11/2/21		Bromomethane	<	1		ug/L	
OU1	W-7E	11/2/21		Carbon tetrachloride	<	0.5		ug/L	
OU1	W-7E	11/2/21		Chlorobenzene	<	0.5		ug/L	

Attachment 1. Table 1. Groundwater analytical data, Site 300, 2021.

OU	Location	Date	Sample Type	Parameter	LOS Indicator	Result	Error	Units	QA Flag
OU1	W-7E	11/2/21		Chloroethane	<	0.5		ug/L	
OU1	W-7E	11/2/21		Chloroform	<	0.5		ug/L	
OU1	W-7E	11/2/21		Chloromethane	<	0.5		ug/L	
OU1	W-7E	11/2/21		cis-1,2-Dichloroethene	<	0.5		ug/L	
OU1	W-7E	11/2/21		cis-1,3-Dichloropropene	<	0.5		ug/L	
OU1	W-7E	11/2/21		Dibromochloromethane	<	0.5		ug/L	
OU1	W-7E	11/2/21		Dichlorodifluoromethane	<	0.5		ug/L	
OU1	W-7E	11/2/21		Methylene chloride	<	1		ug/L	
OU1	W-7E	11/2/21		Tetrachloroethene	<	0.5		ug/L	
OU1	W-7E	11/2/21		trans-1,2-Dichloroethene	<	0.5		ug/L	
OU1	W-7E	11/2/21		trans-1,3-Dichloropropene	<	0.5		ug/L	
OU1	W-7E	11/2/21		Trichloroethene	<	0.5		ug/L	
OU1	W-7E	11/2/21		Trichlorofluoromethane	<	0.5		ug/L	
OU1	W-7E	11/2/21		Trichlorotrifluoroethane	<	0.5		ug/L	
OU1	W-7E	11/2/21		Vinyl chloride	<	0.5		ug/L	
OU1	W-7E	11/2/21		Field pH		8.93		Units	
OU1	W-7E	11/2/21		Field Specific Conductance		1445		umhos/cm	
OU1	W-7E	11/2/21		Field Temperature		21.3		Degrees C	
OU1	W-7E	11/2/21		Specific Conductance		1470		umhos/cm	
OU1	W-7E	11/2/21		pH		8.51		Units	H
OU1	W-7E	11/3/21		Field Oxidation Potential (Eh)		196		mVolts	
OU1	W-7E	11/3/21		Field pH		8.64		Units	
OU1	W-7E	11/3/21		Field Specific Conductance		1454		umhos/cm	
OU1	W-7E	11/3/21		Field Temperature		21.3		Degrees C	
OU1	W-7E	11/3/21		Fecal Coliform	<	1.8		MPN/100mL	
OU1	W-7E	11/3/21		Total Coliform	<	1.8		MPN/100mL	
OU1	W-7ES	3/11/21		Chloride		150		mg/L	
OU1	W-7ES	3/11/21		Fluoride		0.34		mg/L	
OU1	W-7ES	3/11/21		Nitrate (as NO3)		11		mg/L	
OU1	W-7ES	3/11/21		Sulfate		290		mg/L	
OU1	W-7ES	3/11/21		Aluminum	<	0.05		mg/L	
OU1	W-7ES	3/11/21		Arsenic	<	0.002		mg/L	BE
OU1	W-7ES	3/11/21		Barium		0.044		mg/L	
OU1	W-7ES	3/11/21		Boron		2.3		mg/L	
OU1	W-7ES	3/11/21		Cadmium	<	0.05		mg/L	
OU1	W-7ES	3/11/21		Calcium		97		mg/L	
OU1	W-7ES	3/11/21		Chromium	<	0.001		mg/L	
OU1	W-7ES	3/11/21		Copper		0.0016		mg/L	
OU1	W-7ES	3/11/21		Hexavalent Chromium	<	0.001		mg/L	E
OU1	W-7ES	3/11/21		Iron	<	0.1		mg/L	
OU1	W-7ES	3/11/21		Lead	<	0.005		mg/L	F
OU1	W-7ES	3/11/21		Magnesium		42		mg/L	
OU1	W-7ES	3/11/21		Manganese	<	0.03		mg/L	E
OU1	W-7ES	3/11/21		Mercury	<	0.0002		mg/L	
OU1	W-7ES	3/11/21		Molybdenum	<	0.025		mg/L	E
OU1	W-7ES	3/11/21		Nickel		0.002		mg/L	
OU1	W-7ES	3/11/21		Potassium		4.8		mg/L	
OU1	W-7ES	3/11/21		Selenium		0.0076		mg/L	
OU1	W-7ES	3/11/21		Silver	<	0.01		mg/L	
OU1	W-7ES	3/11/21		Sodium		140		mg/L	
OU1	W-7ES	3/11/21		Vanadium	<	0.02		mg/L	EO
OU1	W-7ES	3/11/21		Zinc	<	0.02		mg/L	EF
OU1	W-7ES	3/11/21		pH		8.03		Units	H
OU1	W-7ES	3/11/21		Specific Conductance		1480		umhos/cm	H
OU1	W-7ES	3/11/21		Total Alkalinity (as CaCO3)		280		mg/L	DH
OU1	W-7ES	3/11/21		Total dissolved solids (TDS)		940		mg/L	DH
OU1	W-7ES	3/11/21		Total Hardness (as CaCO3)		420		mg/L	H
OU1	W-7ES	3/11/21		Total Phosphorus (as PO4)	<	1		mg/L	EHO
OU1	W-7ES	3/11/21	DUP	Chloride		150		mg/L	
OU1	W-7ES	3/11/21	DUP	Fluoride		0.34		mg/L	
OU1	W-7ES	3/11/21	DUP	Nitrate (as NO3)		11		mg/L	
OU1	W-7ES	3/11/21	DUP	Sulfate		290		mg/L	
OU1	W-7ES	3/11/21	DUP	Aluminum	<	0.05		mg/L	
OU1	W-7ES	3/11/21	DUP	Arsenic	<	0.002		mg/L	BE
OU1	W-7ES	3/11/21	DUP	Barium		0.044		mg/L	
OU1	W-7ES	3/11/21	DUP	Boron		2.3		mg/L	

Attachment 1. Table 1. Groundwater analytical data, Site 300, 2021.

OU	Location	Date	Sample Type	Parameter	LOS Indicator	Result	Error	Units	QA Flag
OU1	W-7ES	3/11/21	DUP	Cadmium	<	0.05		mg/L	
OU1	W-7ES	3/11/21	DUP	Calcium		98		mg/L	
OU1	W-7ES	3/11/21	DUP	Chromium	<	0.001		mg/L	
OU1	W-7ES	3/11/21	DUP	Copper		0.0015		mg/L	
OU1	W-7ES	3/11/21	DUP	Hexavalent Chromium	<	0.001		mg/L	E
OU1	W-7ES	3/11/21	DUP	Iron	<	0.1		mg/L	
OU1	W-7ES	3/11/21	DUP	Lead	<	0.005		mg/L	EF
OU1	W-7ES	3/11/21	DUP	Magnesium		43		mg/L	
OU1	W-7ES	3/11/21	DUP	Manganese	<	0.03		mg/L	E
OU1	W-7ES	3/11/21	DUP	Mercury	<	0.0002		mg/L	
OU1	W-7ES	3/11/21	DUP	Molybdenum	<	0.025		mg/L	E
OU1	W-7ES	3/11/21	DUP	Nickel	<	0.002		mg/L	E
OU1	W-7ES	3/11/21	DUP	Potassium		4.8		mg/L	
OU1	W-7ES	3/11/21	DUP	Selenium		0.0084		mg/L	
OU1	W-7ES	3/11/21	DUP	Silver	<	0.01		mg/L	
OU1	W-7ES	3/11/21	DUP	Sodium		140		mg/L	
OU1	W-7ES	3/11/21	DUP	Vanadium	<	0.02		mg/L	EO
OU1	W-7ES	3/11/21	DUP	Zinc	<	0.02		mg/L	EF
OU1	W-7ES	3/11/21	DUP	pH		8.02		Units	H
OU1	W-7ES	3/11/21	DUP	Specific Conductance		1480		umhos/cm	H
OU1	W-7ES	3/11/21	DUP	Total Alkalinity (as CaCO3)		270		mg/L	DH
OU1	W-7ES	3/11/21	DUP	Total dissolved solids (TDS)		960		mg/L	DH
OU1	W-7ES	3/11/21	DUP	Total Hardness (as CaCO3)		420		mg/L	H
OU1	W-7ES	3/11/21	DUP	Total Phosphorus (as PO4)	<	1		mg/L	EHO
OU1	W-7ES	3/15/21		Fecal Coliform	<	1.8		MPN/100mL	
OU1	W-7ES	3/15/21		Total Coliform	<	1.8		MPN/100mL	
OU1	W-7ES	3/15/21	DUP	Fecal Coliform	<	1.8		MPN/100mL	
OU1	W-7ES	3/15/21	DUP	Total Coliform	<	1.8		MPN/100mL	
OU1	W-7ES	5/18/21		Nitrate (as NO3)		11		mg/L	
OU1	W-7ES	5/18/21		1,1-Dichloroethane	<	0.5		ug/L	
OU1	W-7ES	5/18/21		1,1-Dichloroethene	<	0.5		ug/L	
OU1	W-7ES	5/18/21		1,1,1-Trichloroethane	<	0.5		ug/L	
OU1	W-7ES	5/18/21		1,1,2-Trichloroethane	<	0.5		ug/L	
OU1	W-7ES	5/18/21		1,1,2,2-Tetrachloroethane	<	0.5		ug/L	
OU1	W-7ES	5/18/21		1,2-Dichlorobenzene	<	0.5		ug/L	
OU1	W-7ES	5/18/21		1,2-Dichloroethane	<	0.5		ug/L	
OU1	W-7ES	5/18/21		1,2-Dichloroethene (total)	<	1		ug/L	
OU1	W-7ES	5/18/21		1,2-Dichloropropane	<	0.5		ug/L	
OU1	W-7ES	5/18/21		1,3-Dichlorobenzene	<	0.5		ug/L	
OU1	W-7ES	5/18/21		1,4-Dichlorobenzene	<	0.5		ug/L	
OU1	W-7ES	5/18/21		2-Chloroethylvinylether	<	10		ug/L	
OU1	W-7ES	5/18/21		Bromodichloromethane	<	0.5		ug/L	
OU1	W-7ES	5/18/21		Bromoform	<	0.5		ug/L	
OU1	W-7ES	5/18/21		Bromomethane	<	1		ug/L	
OU1	W-7ES	5/18/21		Carbon tetrachloride	<	0.5		ug/L	
OU1	W-7ES	5/18/21		Chlorobenzene	<	0.5		ug/L	
OU1	W-7ES	5/18/21		Chloroethane	<	0.5		ug/L	
OU1	W-7ES	5/18/21		Chloroform	<	0.5		ug/L	
OU1	W-7ES	5/18/21		Chloromethane	<	0.5		ug/L	
OU1	W-7ES	5/18/21		cis-1,2-Dichloroethene	<	0.5		ug/L	
OU1	W-7ES	5/18/21		cis-1,3-Dichloropropene	<	0.5		ug/L	
OU1	W-7ES	5/18/21		Dibromochloromethane	<	0.5		ug/L	
OU1	W-7ES	5/18/21		Dichlorodifluoromethane	<	0.5		ug/L	
OU1	W-7ES	5/18/21		Methylene chloride	<	1		ug/L	
OU1	W-7ES	5/18/21		Tetrachloroethene	<	0.5		ug/L	
OU1	W-7ES	5/18/21		trans-1,2-Dichloroethene	<	0.5		ug/L	
OU1	W-7ES	5/18/21		trans-1,3-Dichloropropene	<	0.5		ug/L	
OU1	W-7ES	5/18/21		Trichloroethene	<	0.5		ug/L	
OU1	W-7ES	5/18/21		Trichlorofluoromethane	<	0.5		ug/L	
OU1	W-7ES	5/18/21		Trichlorotrifluoroethane	<	0.5		ug/L	
OU1	W-7ES	5/18/21		Vinyl chloride	<	0.5		ug/L	
OU1	W-7ES	5/18/21		Field Oxidation Potential (Eh)		18		mVolts	
OU1	W-7ES	5/18/21		Field pH		7.52		Units	
OU1	W-7ES	5/18/21		Field Specific Conductance		1480		umhos/cm	
OU1	W-7ES	5/18/21		Field Temperature		22.2		Degrees C	
OU1	W-7ES	5/18/21		Specific Conductance		1500		umhos/cm	

Attachment 1. Table 1. Groundwater analytical data, Site 300, 2021.

OU	Location	Date	Sample Type	Parameter	LOS Indicator	Result	Error	Units	QA Flag
OU1	W-7ES	5/18/21		pH		8.13		Units	H
OU1	W-7ES	5/18/21	DUP	Nitrate (as NO3)		11		mg/L	
OU1	W-7ES	5/18/21	DUP	1,1-Dichloroethane	<	0.5		ug/L	
OU1	W-7ES	5/18/21	DUP	1,1-Dichloroethene	<	0.5		ug/L	
OU1	W-7ES	5/18/21	DUP	1,1,1-Trichloroethane	<	0.5		ug/L	
OU1	W-7ES	5/18/21	DUP	1,1,2-Trichloroethane	<	0.5		ug/L	
OU1	W-7ES	5/18/21	DUP	1,1,2,2-Tetrachloroethane	<	0.5		ug/L	
OU1	W-7ES	5/18/21	DUP	1,2-Dichlorobenzene	<	0.5		ug/L	
OU1	W-7ES	5/18/21	DUP	1,2-Dichloroethane	<	0.5		ug/L	
OU1	W-7ES	5/18/21	DUP	1,2-Dichloroethene (total)	<	1		ug/L	
OU1	W-7ES	5/18/21	DUP	1,2-Dichloropropane	<	0.5		ug/L	
OU1	W-7ES	5/18/21	DUP	1,3-Dichlorobenzene	<	0.5		ug/L	
OU1	W-7ES	5/18/21	DUP	1,4-Dichlorobenzene	<	0.5		ug/L	
OU1	W-7ES	5/18/21	DUP	2-Chloroethylvinylether	<	10		ug/L	
OU1	W-7ES	5/18/21	DUP	Bromodichloromethane	<	0.5		ug/L	
OU1	W-7ES	5/18/21	DUP	Bromoform	<	0.5		ug/L	
OU1	W-7ES	5/18/21	DUP	Bromomethane	<	1		ug/L	
OU1	W-7ES	5/18/21	DUP	Carbon tetrachloride	<	0.5		ug/L	
OU1	W-7ES	5/18/21	DUP	Chlorobenzene	<	0.5		ug/L	
OU1	W-7ES	5/18/21	DUP	Chloroethane	<	0.5		ug/L	
OU1	W-7ES	5/18/21	DUP	Chloroform	<	0.5		ug/L	
OU1	W-7ES	5/18/21	DUP	Chloromethane	<	0.5		ug/L	
OU1	W-7ES	5/18/21	DUP	cis-1,2-Dichloroethene	<	0.5		ug/L	
OU1	W-7ES	5/18/21	DUP	cis-1,3-Dichloropropene	<	0.5		ug/L	
OU1	W-7ES	5/18/21	DUP	Dibromochloromethane	<	0.5		ug/L	
OU1	W-7ES	5/18/21	DUP	Dichlorodifluoromethane	<	0.5		ug/L	
OU1	W-7ES	5/18/21	DUP	Methylene chloride	<	1		ug/L	
OU1	W-7ES	5/18/21	DUP	Tetrachloroethene	<	0.5		ug/L	
OU1	W-7ES	5/18/21	DUP	trans-1,2-Dichloroethene	<	0.5		ug/L	
OU1	W-7ES	5/18/21	DUP	trans-1,3-Dichloropropene	<	0.5		ug/L	
OU1	W-7ES	5/18/21	DUP	Trichloroethene	<	0.5		ug/L	
OU1	W-7ES	5/18/21	DUP	Trichlorofluoromethane	<	0.5		ug/L	
OU1	W-7ES	5/18/21	DUP	Trichlorotrifluoroethane	<	0.5		ug/L	
OU1	W-7ES	5/18/21	DUP	Vinyl chloride	<	0.5		ug/L	
OU1	W-7ES	5/18/21	DUP	Specific Conductance		1500		umhos/cm	
OU1	W-7ES	5/18/21	DUP	pH		8.15		Units	H
OU1	W-7ES	5/19/21		Field Oxidation Potential (Eh)		98		mVolts	
OU1	W-7ES	5/19/21		Field pH		7.61		Units	
OU1	W-7ES	5/19/21		Field Specific Conductance		1462		umhos/cm	
OU1	W-7ES	5/19/21		Field Temperature		22.1		Degrees C	
OU1	W-7ES	5/19/21		Fecal Coliform	<	1.8		MPN/100mL	
OU1	W-7ES	5/19/21		Total Coliform	<	1.8		MPN/100mL	
OU1	W-7ES	5/19/21	DUP	Fecal Coliform	<	1.8		MPN/100mL	
OU1	W-7ES	5/19/21	DUP	Total Coliform	<	1.8		MPN/100mL	
OU1	W-7ES	9/14/21		Field Oxidation Potential (Eh)		118		mVolts	
OU1	W-7ES	9/14/21		Field pH		8.17		Units	
OU1	W-7ES	9/14/21		Field Specific Conductance		1468		umhos/cm	
OU1	W-7ES	9/14/21		Field Temperature		24.1		Degrees C	
OU1	W-7ES	9/14/21		Chloride		160		mg/L	D
OU1	W-7ES	9/14/21		Fluoride		0.3		mg/L	D
OU1	W-7ES	9/14/21		Nitrate (as NO3)		9.8		mg/L	D
OU1	W-7ES	9/14/21		Sulfate		310		mg/L	D
OU1	W-7ES	9/14/21		Aluminum	<	0.05		mg/L	
OU1	W-7ES	9/14/21		Arsenic		0.0035		mg/L	
OU1	W-7ES	9/14/21		Barium		0.05		mg/L	
OU1	W-7ES	9/14/21		Boron		2.4		mg/L	
OU1	W-7ES	9/14/21		Cadmium	<	0.05		mg/L	E
OU1	W-7ES	9/14/21		Calcium		100		mg/L	
OU1	W-7ES	9/14/21		Chromium	<	0.001		mg/L	
OU1	W-7ES	9/14/21		Copper		0.0014		mg/L	
OU1	W-7ES	9/14/21		Hexavalent Chromium	<	0.001		mg/L	
OU1	W-7ES	9/14/21		Iron	<	0.1		mg/L	
OU1	W-7ES	9/14/21		Lead	<	0.005		mg/L	
OU1	W-7ES	9/14/21		Magnesium		43		mg/L	
OU1	W-7ES	9/14/21		Manganese		0.039		mg/L	
OU1	W-7ES	9/14/21		Mercury	<	0.0002		mg/L	E

Attachment 1. Table 1. Groundwater analytical data, Site 300, 2021.

OU	Location	Date	Sample Type	Parameter	LOS Indicator	Result	Error	Units	QA Flag
OU1	W-7ES	9/14/21		Molybdenum	<	0.025		mg/L	
OU1	W-7ES	9/14/21		Nickel		0.0049		mg/L	
OU1	W-7ES	9/14/21		Potassium		5		mg/L	
OU1	W-7ES	9/14/21		Selenium		0.012		mg/L	
OU1	W-7ES	9/14/21		Silver	<	0.01		mg/L	
OU1	W-7ES	9/14/21		Sodium		150		mg/L	
OU1	W-7ES	9/14/21		Vanadium	<	0.02		mg/L	E
OU1	W-7ES	9/14/21		Zinc	<	0.02		mg/L	E
OU1	W-7ES	9/14/21		pH		7.98		Units	H
OU1	W-7ES	9/14/21		Specific Conductance		1520		umhos/cm	H
OU1	W-7ES	9/14/21		Total Alkalinity (as CaCO3)		270		mg/L	DH
OU1	W-7ES	9/14/21		Total dissolved solids (TDS)		1000		mg/L	DH
OU1	W-7ES	9/14/21		Total Hardness (as CaCO3)		420		mg/L	
OU1	W-7ES	9/14/21		Total Phosphorus (as PO4)	<	1		mg/L	EH
OU1	W-7ES	9/14/21	DUP	Chloride		160		mg/L	D
OU1	W-7ES	9/14/21	DUP	Fluoride		0.3		mg/L	D
OU1	W-7ES	9/14/21	DUP	Nitrate (as NO3)		9.7		mg/L	D
OU1	W-7ES	9/14/21	DUP	Sulfate		310		mg/L	D
OU1	W-7ES	9/14/21	DUP	Aluminum	<	0.05		mg/L	
OU1	W-7ES	9/14/21	DUP	Arsenic		0.0041		mg/L	
OU1	W-7ES	9/14/21	DUP	Barium		0.049		mg/L	
OU1	W-7ES	9/14/21	DUP	Boron		2.4		mg/L	
OU1	W-7ES	9/14/21	DUP	Cadmium	<	0.05		mg/L	E
OU1	W-7ES	9/14/21	DUP	Calcium		98		mg/L	
OU1	W-7ES	9/14/21	DUP	Chromium	<	0.001		mg/L	
OU1	W-7ES	9/14/21	DUP	Copper		0.0014		mg/L	
OU1	W-7ES	9/14/21	DUP	Hexavalent Chromium	<	0.001		mg/L	
OU1	W-7ES	9/14/21	DUP	Iron	<	0.1		mg/L	
OU1	W-7ES	9/14/21	DUP	Lead	<	0.005		mg/L	E
OU1	W-7ES	9/14/21	DUP	Magnesium		42		mg/L	
OU1	W-7ES	9/14/21	DUP	Manganese	<	0.03		mg/L	E
OU1	W-7ES	9/14/21	DUP	Mercury	<	0.0002		mg/L	E
OU1	W-7ES	9/14/21	DUP	Molybdenum	<	0.025		mg/L	
OU1	W-7ES	9/14/21	DUP	Nickel		0.004		mg/L	
OU1	W-7ES	9/14/21	DUP	Potassium		5.1		mg/L	
OU1	W-7ES	9/14/21	DUP	Selenium		0.012		mg/L	
OU1	W-7ES	9/14/21	DUP	Silver	<	0.01		mg/L	
OU1	W-7ES	9/14/21	DUP	Sodium		160		mg/L	
OU1	W-7ES	9/14/21	DUP	Vanadium	<	0.02		mg/L	E
OU1	W-7ES	9/14/21	DUP	Zinc	<	0.02		mg/L	E
OU1	W-7ES	9/14/21	DUP	pH		8.02		Units	H
OU1	W-7ES	9/14/21	DUP	Specific Conductance		1500		umhos/cm	H
OU1	W-7ES	9/14/21	DUP	Total Alkalinity (as CaCO3)		270		mg/L	DH
OU1	W-7ES	9/14/21	DUP	Total dissolved solids (TDS)		1000		mg/L	DH
OU1	W-7ES	9/14/21	DUP	Total Hardness (as CaCO3)		420		mg/L	
OU1	W-7ES	9/14/21	DUP	Total Phosphorus (as PO4)	<	1		mg/L	EH
OU1	W-7ES	9/15/21		Field Oxidation Potential (Eh)		171		mVolts	
OU1	W-7ES	9/15/21		Field pH		8.2		Units	
OU1	W-7ES	9/15/21		Field Specific Conductance		1489		umhos/cm	
OU1	W-7ES	9/15/21		Field Temperature		23.9		Degrees C	
OU1	W-7ES	9/15/21		Fecal Coliform	<	1.8		MPN/100mL	
OU1	W-7ES	9/15/21		Total Coliform		11		MPN/100mL	
OU1	W-7ES	9/15/21	DUP	Fecal Coliform	<	1.8		MPN/100mL	
OU1	W-7ES	9/15/21	DUP	Total Coliform		2		MPN/100mL	
OU1	W-7ES	11/2/21		Nitrate (as NO3)		10		mg/L	
OU1	W-7ES	11/2/21		1,1-Dichloroethane	<	0.5		ug/L	
OU1	W-7ES	11/2/21		1,1-Dichloroethene	<	0.5		ug/L	
OU1	W-7ES	11/2/21		1,1,1-Trichloroethane	<	0.5		ug/L	
OU1	W-7ES	11/2/21		1,1,2-Trichloroethane	<	0.5		ug/L	
OU1	W-7ES	11/2/21		1,1,2,2-Tetrachloroethane	<	0.5		ug/L	
OU1	W-7ES	11/2/21		1,2-Dichlorobenzene	<	0.5		ug/L	
OU1	W-7ES	11/2/21		1,2-Dichloroethane	<	0.5		ug/L	
OU1	W-7ES	11/2/21		1,2-Dichloroethene (total)	<	1		ug/L	
OU1	W-7ES	11/2/21		1,2-Dichloropropane	<	0.5		ug/L	
OU1	W-7ES	11/2/21		1,3-Dichlorobenzene	<	0.5		ug/L	
OU1	W-7ES	11/2/21		1,4-Dichlorobenzene	<	0.5		ug/L	

Attachment 1. Table 1. Groundwater analytical data, Site 300, 2021.

OU	Location	Date	Sample Type	Parameter	LOS Indicator	Result	Error	Units	QA Flag
OU1	W-7ES	11/2/21		2-Chloroethylvinylether	<	10		ug/L	
OU1	W-7ES	11/2/21		Bromodichloromethane	<	0.5		ug/L	
OU1	W-7ES	11/2/21		Bromoform	<	0.5		ug/L	
OU1	W-7ES	11/2/21		Bromomethane	<	1		ug/L	
OU1	W-7ES	11/2/21		Carbon tetrachloride	<	0.5		ug/L	
OU1	W-7ES	11/2/21		Chlorobenzene	<	0.5		ug/L	
OU1	W-7ES	11/2/21		Chloroethane	<	0.5		ug/L	
OU1	W-7ES	11/2/21		Chloroform	<	0.5		ug/L	
OU1	W-7ES	11/2/21		Chloromethane	<	0.5		ug/L	
OU1	W-7ES	11/2/21		cis-1,2-Dichloroethene	<	0.5		ug/L	
OU1	W-7ES	11/2/21		cis-1,3-Dichloropropene	<	0.5		ug/L	
OU1	W-7ES	11/2/21		Dibromochloromethane	<	0.5		ug/L	
OU1	W-7ES	11/2/21		Dichlorodifluoromethane	<	0.5		ug/L	
OU1	W-7ES	11/2/21		Methylene chloride	<	1		ug/L	
OU1	W-7ES	11/2/21		Tetrachloroethene	<	0.5		ug/L	
OU1	W-7ES	11/2/21		trans-1,2-Dichloroethene	<	0.5		ug/L	
OU1	W-7ES	11/2/21		trans-1,3-Dichloropropene	<	0.5		ug/L	
OU1	W-7ES	11/2/21		Trichloroethene	<	0.5		ug/L	
OU1	W-7ES	11/2/21		Trichlorofluoromethane	<	0.5		ug/L	
OU1	W-7ES	11/2/21		Trichlorotrifluoroethane	<	0.5		ug/L	
OU1	W-7ES	11/2/21		Vinyl chloride	<	0.5		ug/L	
OU1	W-7ES	11/2/21		Field Oxidation Potential (Eh)		93		mVolts	
OU1	W-7ES	11/2/21		Field pH		7.8		Units	
OU1	W-7ES	11/2/21		Field Specific Conductance		1473		umhos/cm	
OU1	W-7ES	11/2/21		Field Temperature		23.4		Degrees C	
OU1	W-7ES	11/2/21		Specific Conductance		1500		umhos/cm	
OU1	W-7ES	11/2/21		pH		7.88		Units	H
OU1	W-7ES	11/2/21	DUP	Nitrate (as NO3)		11		mg/L	
OU1	W-7ES	11/2/21	DUP	1,1-Dichloroethane	<	0.5		ug/L	
OU1	W-7ES	11/2/21	DUP	1,1-Dichloroethene	<	0.5		ug/L	
OU1	W-7ES	11/2/21	DUP	1,1,1-Trichloroethane	<	0.5		ug/L	
OU1	W-7ES	11/2/21	DUP	1,1,2-Trichloroethane	<	0.5		ug/L	
OU1	W-7ES	11/2/21	DUP	1,1,2,2-Tetrachloroethane	<	0.5		ug/L	
OU1	W-7ES	11/2/21	DUP	1,2-Dichlorobenzene	<	0.5		ug/L	
OU1	W-7ES	11/2/21	DUP	1,2-Dichloroethane	<	0.5		ug/L	
OU1	W-7ES	11/2/21	DUP	1,2-Dichloroethene (total)	<	1		ug/L	
OU1	W-7ES	11/2/21	DUP	1,2-Dichloropropane	<	0.5		ug/L	
OU1	W-7ES	11/2/21	DUP	1,3-Dichlorobenzene	<	0.5		ug/L	
OU1	W-7ES	11/2/21	DUP	1,4-Dichlorobenzene	<	0.5		ug/L	
OU1	W-7ES	11/2/21	DUP	2-Chloroethylvinylether	<	10		ug/L	
OU1	W-7ES	11/2/21	DUP	Bromodichloromethane	<	0.5		ug/L	
OU1	W-7ES	11/2/21	DUP	Bromoform	<	0.5		ug/L	
OU1	W-7ES	11/2/21	DUP	Bromomethane	<	1		ug/L	
OU1	W-7ES	11/2/21	DUP	Carbon tetrachloride	<	0.5		ug/L	
OU1	W-7ES	11/2/21	DUP	Chlorobenzene	<	0.5		ug/L	
OU1	W-7ES	11/2/21	DUP	Chloroethane	<	0.5		ug/L	
OU1	W-7ES	11/2/21	DUP	Chloroform	<	0.5		ug/L	
OU1	W-7ES	11/2/21	DUP	Chloromethane	<	0.5		ug/L	
OU1	W-7ES	11/2/21	DUP	cis-1,2-Dichloroethene	<	0.5		ug/L	
OU1	W-7ES	11/2/21	DUP	cis-1,3-Dichloropropene	<	0.5		ug/L	
OU1	W-7ES	11/2/21	DUP	Dibromochloromethane	<	0.5		ug/L	
OU1	W-7ES	11/2/21	DUP	Dichlorodifluoromethane	<	0.5		ug/L	
OU1	W-7ES	11/2/21	DUP	Methylene chloride	<	1		ug/L	
OU1	W-7ES	11/2/21	DUP	Tetrachloroethene	<	0.5		ug/L	
OU1	W-7ES	11/2/21	DUP	trans-1,2-Dichloroethene	<	0.5		ug/L	
OU1	W-7ES	11/2/21	DUP	trans-1,3-Dichloropropene	<	0.5		ug/L	
OU1	W-7ES	11/2/21	DUP	Trichloroethene	<	0.5		ug/L	
OU1	W-7ES	11/2/21	DUP	Trichlorofluoromethane	<	0.5		ug/L	
OU1	W-7ES	11/2/21	DUP	Trichlorotrifluoroethane	<	0.5		ug/L	
OU1	W-7ES	11/2/21	DUP	Vinyl chloride	<	0.5		ug/L	
OU1	W-7ES	11/2/21	DUP	Specific Conductance		1490		umhos/cm	
OU1	W-7ES	11/2/21	DUP	pH		7.89		Units	H
OU1	W-7ES	11/3/21		Field Oxidation Potential (Eh)		141		mVolts	
OU1	W-7ES	11/3/21		Field pH		7.82		Units	
OU1	W-7ES	11/3/21		Field Specific Conductance		1467		umhos/cm	
OU1	W-7ES	11/3/21		Field Temperature		23.3		Degrees C	

Attachment 1. Table 1. Groundwater analytical data, Site 300, 2021.

OU	Location	Date	Sample Type	Parameter	LOS Indicator	Result	Error	Units	QA Flag
OU1	W-7ES	11/3/21		Fecal Coliform	<	1.8		MPN/100mL	H
OU1	W-7ES	11/3/21		Total Coliform		6.8		MPN/100mL	H
OU1	W-7ES	11/3/21	DUP	Fecal Coliform	<	1.8		MPN/100mL	
OU1	W-7ES	11/3/21	DUP	Total Coliform		4.5		MPN/100mL	
OU1	W-7F	5/17/21		1,1-Dichloroethane	<	0.5		ug/L	
OU1	W-7F	5/17/21		1,1-Dichloroethene	<	0.5		ug/L	
OU1	W-7F	5/17/21		1,1,1-Trichloroethane	<	0.5		ug/L	
OU1	W-7F	5/17/21		1,1,2-Trichloroethane	<	0.5		ug/L	
OU1	W-7F	5/17/21		1,1,2,2-Tetrachloroethane	<	0.5		ug/L	
OU1	W-7F	5/17/21		1,2-Dichlorobenzene	<	0.5		ug/L	
OU1	W-7F	5/17/21		1,2-Dichloroethane	<	0.5		ug/L	
OU1	W-7F	5/17/21		1,2-Dichloroethene (total)	<	1		ug/L	
OU1	W-7F	5/17/21		1,2-Dichloropropane	<	0.5		ug/L	
OU1	W-7F	5/17/21		1,3-Dichlorobenzene	<	0.5		ug/L	
OU1	W-7F	5/17/21		1,4-Dichlorobenzene	<	0.5		ug/L	
OU1	W-7F	5/17/21		2-Chloroethylvinylether	<	10		ug/L	
OU1	W-7F	5/17/21		Bromodichloromethane	<	0.5		ug/L	
OU1	W-7F	5/17/21		Bromoform	<	0.5		ug/L	
OU1	W-7F	5/17/21		Bromomethane	<	1		ug/L	
OU1	W-7F	5/17/21		Carbon tetrachloride	<	0.5		ug/L	
OU1	W-7F	5/17/21		Chlorobenzene	<	0.5		ug/L	
OU1	W-7F	5/17/21		Chloroethane	<	0.5		ug/L	
OU1	W-7F	5/17/21		Chloroform	<	0.5		ug/L	
OU1	W-7F	5/17/21		Chloromethane	<	0.5		ug/L	
OU1	W-7F	5/17/21		cis-1,2-Dichloroethene	<	0.5		ug/L	
OU1	W-7F	5/17/21		cis-1,3-Dichloropropene	<	0.5		ug/L	
OU1	W-7F	5/17/21		Dibromochloromethane	<	0.5		ug/L	
OU1	W-7F	5/17/21		Dichlorodifluoromethane	<	0.5		ug/L	
OU1	W-7F	5/17/21		Methylene chloride	<	1		ug/L	
OU1	W-7F	5/17/21		Tetrachloroethene	<	0.5		ug/L	
OU1	W-7F	5/17/21		trans-1,2-Dichloroethene	<	0.5		ug/L	
OU1	W-7F	5/17/21		trans-1,3-Dichloropropene	<	0.5		ug/L	
OU1	W-7F	5/17/21		Trichloroethene		1.3		ug/L	
OU1	W-7F	5/17/21		Trichlorofluoromethane	<	0.5		ug/L	
OU1	W-7F	5/17/21		Trichlorotrifluoroethane	<	0.5		ug/L	
OU1	W-7F	5/17/21		Vinyl chloride	<	0.5		ug/L	
OU1	W-7F	5/17/21		Field Oxidation Potential (Eh)		263		mVolts	
OU1	W-7F	5/17/21		Field pH		7.8		Units	
OU1	W-7F	5/17/21		Field Specific Conductance		2038		umhos/cm	
OU1	W-7F	5/17/21		Field Temperature		20.3		Degrees C	
OU1	W-7F	5/17/21	DUP	1,1-Dichloroethane	<	0.5		ug/L	
OU1	W-7F	5/17/21	DUP	1,1-Dichloroethene	<	0.5		ug/L	
OU1	W-7F	5/17/21	DUP	1,1,1-Trichloroethane	<	0.5		ug/L	
OU1	W-7F	5/17/21	DUP	1,1,2-Trichloroethane	<	0.5		ug/L	
OU1	W-7F	5/17/21	DUP	1,1,2,2-Tetrachloroethane	<	0.5		ug/L	
OU1	W-7F	5/17/21	DUP	1,2-Dichlorobenzene	<	0.5		ug/L	
OU1	W-7F	5/17/21	DUP	1,2-Dichloroethane	<	0.5		ug/L	
OU1	W-7F	5/17/21	DUP	1,2-Dichloroethene (total)	<	1		ug/L	
OU1	W-7F	5/17/21	DUP	1,2-Dichloropropane	<	0.5		ug/L	
OU1	W-7F	5/17/21	DUP	1,3-Dichlorobenzene	<	0.5		ug/L	
OU1	W-7F	5/17/21	DUP	1,4-Dichlorobenzene	<	0.5		ug/L	
OU1	W-7F	5/17/21	DUP	2-Chloroethylvinylether	<	1		ug/L	
OU1	W-7F	5/17/21	DUP	Bromodichloromethane	<	0.5		ug/L	
OU1	W-7F	5/17/21	DUP	Bromoform	<	0.5		ug/L	
OU1	W-7F	5/17/21	DUP	Bromomethane	<	0.5		ug/L	
OU1	W-7F	5/17/21	DUP	Carbon tetrachloride	<	0.5		ug/L	
OU1	W-7F	5/17/21	DUP	Chlorobenzene	<	0.5		ug/L	
OU1	W-7F	5/17/21	DUP	Chloroethane	<	0.5		ug/L	
OU1	W-7F	5/17/21	DUP	Chloroform	<	0.5		ug/L	
OU1	W-7F	5/17/21	DUP	Chloromethane	<	0.5		ug/L	
OU1	W-7F	5/17/21	DUP	cis-1,2-Dichloroethene	<	0.5		ug/L	
OU1	W-7F	5/17/21	DUP	cis-1,3-Dichloropropene	<	0.5		ug/L	
OU1	W-7F	5/17/21	DUP	Dibromochloromethane	<	0.5		ug/L	
OU1	W-7F	5/17/21	DUP	Dichlorodifluoromethane	<	0.5		ug/L	L
OU1	W-7F	5/17/21	DUP	Methylene chloride	<	0.5		ug/L	
OU1	W-7F	5/17/21	DUP	Tetrachloroethene	<	0.5		ug/L	

Attachment 1. Table 1. Groundwater analytical data, Site 300, 2021.

OU	Location	Date	Sample Type	Parameter	LOS Indicator	Result	Error	Units	QA Flag
OU1	W-7F	5/17/21	DUP	trans-1,2-Dichloroethene	<	0.5		ug/L	
OU1	W-7F	5/17/21	DUP	trans-1,3-Dichloropropene	<	0.5		ug/L	
OU1	W-7F	5/17/21	DUP	Trichloroethene		1.4		ug/L	
OU1	W-7F	5/17/21	DUP	Trichlorofluoromethane	<	0.5		ug/L	
OU1	W-7F	5/17/21	DUP	Trichlorotrifluoroethane	<	0.5		ug/L	
OU1	W-7F	5/17/21	DUP	Vinyl chloride	<	0.5		ug/L	
OU1	W-7F	10/28/21		1,1-Dichloroethane	<	0.5		ug/L	
OU1	W-7F	10/28/21		1,1-Dichloroethene	<	0.5		ug/L	
OU1	W-7F	10/28/21		1,1,1-Trichloroethane	<	0.5		ug/L	
OU1	W-7F	10/28/21		1,1,2-Trichloroethane	<	0.5		ug/L	
OU1	W-7F	10/28/21		1,1,2,2-Tetrachloroethane	<	0.5		ug/L	
OU1	W-7F	10/28/21		1,2-Dichlorobenzene	<	0.5		ug/L	
OU1	W-7F	10/28/21		1,2-Dichloroethane	<	0.5		ug/L	
OU1	W-7F	10/28/21		1,2-Dichloroethene (total)	<	1		ug/L	
OU1	W-7F	10/28/21		1,2-Dichloropropane	<	0.5		ug/L	
OU1	W-7F	10/28/21		1,3-Dichlorobenzene	<	0.5		ug/L	
OU1	W-7F	10/28/21		1,4-Dichlorobenzene	<	0.5		ug/L	
OU1	W-7F	10/28/21		2-Chloroethylvinylether	<	10		ug/L	
OU1	W-7F	10/28/21		Bromodichloromethane	<	0.5		ug/L	
OU1	W-7F	10/28/21		Bromoform	<	0.5		ug/L	
OU1	W-7F	10/28/21		Bromomethane	<	1		ug/L	
OU1	W-7F	10/28/21		Carbon tetrachloride	<	0.5		ug/L	
OU1	W-7F	10/28/21		Chlorobenzene	<	0.5		ug/L	
OU1	W-7F	10/28/21		Chloroethane	<	0.5		ug/L	
OU1	W-7F	10/28/21		Chloroform	<	0.5		ug/L	
OU1	W-7F	10/28/21		Chloromethane	<	0.5		ug/L	
OU1	W-7F	10/28/21		cis-1,2-Dichloroethene	<	0.5		ug/L	
OU1	W-7F	10/28/21		cis-1,3-Dichloropropene	<	0.5		ug/L	
OU1	W-7F	10/28/21		Dibromochloromethane	<	0.5		ug/L	
OU1	W-7F	10/28/21		Dichlorodifluoromethane	<	0.5		ug/L	
OU1	W-7F	10/28/21		Methylene chloride	<	1		ug/L	
OU1	W-7F	10/28/21		Tetrachloroethene	<	0.5		ug/L	
OU1	W-7F	10/28/21		trans-1,2-Dichloroethene	<	0.5		ug/L	
OU1	W-7F	10/28/21		trans-1,3-Dichloropropene	<	0.5		ug/L	
OU1	W-7F	10/28/21		Trichloroethene	<	0.5		ug/L	
OU1	W-7F	10/28/21		Trichlorofluoromethane	<	0.5		ug/L	
OU1	W-7F	10/28/21		Trichlorotrifluoroethane	<	0.5		ug/L	
OU1	W-7F	10/28/21		Vinyl chloride	<	0.5		ug/L	
OU1	W-7F	10/28/21		Field Oxidation Potential (Eh)		106		mVolts	
OU1	W-7F	10/28/21		Field pH		7.84		Units	
OU1	W-7F	10/28/21		Field Specific Conductance		2017		umhos/cm	
OU1	W-7F	10/28/21		Field Temperature		19.4		Degrees C	
OU1	W-7G	5/26/21		1,1-Dichloroethane	<	0.5		ug/L	
OU1	W-7G	5/26/21		1,1-Dichloroethene	<	0.5		ug/L	
OU1	W-7G	5/26/21		1,1,1-Trichloroethane	<	0.5		ug/L	
OU1	W-7G	5/26/21		1,1,2-Trichloroethane	<	0.5		ug/L	
OU1	W-7G	5/26/21		1,1,2,2-Tetrachloroethane	<	0.5		ug/L	
OU1	W-7G	5/26/21		1,2-Dichlorobenzene	<	0.5		ug/L	
OU1	W-7G	5/26/21		1,2-Dichloroethane	<	0.5		ug/L	
OU1	W-7G	5/26/21		1,2-Dichloroethene (total)	<	1		ug/L	
OU1	W-7G	5/26/21		1,2-Dichloropropane	<	0.5		ug/L	
OU1	W-7G	5/26/21		1,3-Dichlorobenzene	<	0.5		ug/L	
OU1	W-7G	5/26/21		1,4-Dichlorobenzene	<	0.5		ug/L	
OU1	W-7G	5/26/21		2-Chloroethylvinylether	<	10		ug/L	
OU1	W-7G	5/26/21		Bromodichloromethane	<	0.5		ug/L	
OU1	W-7G	5/26/21		Bromoform	<	0.5		ug/L	
OU1	W-7G	5/26/21		Bromomethane	<	1		ug/L	
OU1	W-7G	5/26/21		Carbon tetrachloride	<	0.5		ug/L	
OU1	W-7G	5/26/21		Chlorobenzene	<	0.5		ug/L	
OU1	W-7G	5/26/21		Chloroethane	<	0.5		ug/L	
OU1	W-7G	5/26/21		Chloroform	<	0.5		ug/L	
OU1	W-7G	5/26/21		Chloromethane	<	0.5		ug/L	
OU1	W-7G	5/26/21		cis-1,2-Dichloroethene	<	0.5		ug/L	
OU1	W-7G	5/26/21		cis-1,3-Dichloropropene	<	0.5		ug/L	
OU1	W-7G	5/26/21		Dibromochloromethane	<	0.5		ug/L	
OU1	W-7G	5/26/21		Dichlorodifluoromethane	<	0.5		ug/L	

Attachment 1. Table 1. Groundwater analytical data, Site 300, 2021.

OU	Location	Date	Sample Type	Parameter	LOS Indicator	Result	Error	Units	QA Flag
OU1	W-7G	5/26/21		Methylene chloride	<	1		ug/L	
OU1	W-7G	5/26/21		Tetrachloroethene	<	0.5		ug/L	
OU1	W-7G	5/26/21		trans-1,2-Dichloroethene	<	0.5		ug/L	
OU1	W-7G	5/26/21		trans-1,3-Dichloropropene	<	0.5		ug/L	
OU1	W-7G	5/26/21		Trichloroethene	<	0.5		ug/L	
OU1	W-7G	5/26/21		Trichlorofluoromethane	<	0.5		ug/L	
OU1	W-7G	5/26/21		Trichlorotrifluoroethane	<	0.5		ug/L	
OU1	W-7G	5/26/21		Vinyl chloride	<	0.5		ug/L	
OU1	W-7G	5/26/21		Field Oxidation Potential (Eh)		69		mVolts	
OU1	W-7G	5/26/21		Field pH		8.41		Units	
OU1	W-7G	5/26/21		Field Specific Conductance		980.2		umhos/cm	
OU1	W-7G	5/26/21		Field Temperature		22.2		Degrees C	
OU1	W-7G	10/28/21		1,1-Dichloroethane	<	0.5		ug/L	
OU1	W-7G	10/28/21		1,1-Dichloroethene	<	0.5		ug/L	
OU1	W-7G	10/28/21		1,1,1-Trichloroethane	<	0.5		ug/L	
OU1	W-7G	10/28/21		1,1,2-Trichloroethane	<	0.5		ug/L	
OU1	W-7G	10/28/21		1,1,2,2-Tetrachloroethane	<	0.5		ug/L	
OU1	W-7G	10/28/21		1,2-Dichlorobenzene	<	0.5		ug/L	
OU1	W-7G	10/28/21		1,2-Dichloroethane	<	0.5		ug/L	
OU1	W-7G	10/28/21		1,2-Dichloroethene (total)	<	1		ug/L	
OU1	W-7G	10/28/21		1,2-Dichloropropane	<	0.5		ug/L	
OU1	W-7G	10/28/21		1,3-Dichlorobenzene	<	0.5		ug/L	
OU1	W-7G	10/28/21		1,4-Dichlorobenzene	<	0.5		ug/L	
OU1	W-7G	10/28/21		2-Chloroethylvinylether	<	10		ug/L	
OU1	W-7G	10/28/21		Bromodichloromethane	<	0.5		ug/L	
OU1	W-7G	10/28/21		Bromoform	<	0.5		ug/L	
OU1	W-7G	10/28/21		Bromomethane	<	1		ug/L	
OU1	W-7G	10/28/21		Carbon tetrachloride	<	0.5		ug/L	
OU1	W-7G	10/28/21		Chlorobenzene	<	0.5		ug/L	
OU1	W-7G	10/28/21		Chloroethane	<	0.5		ug/L	
OU1	W-7G	10/28/21		Chloroform	<	0.5		ug/L	
OU1	W-7G	10/28/21		Chloromethane	<	0.5		ug/L	
OU1	W-7G	10/28/21		cis-1,2-Dichloroethene	<	0.5		ug/L	
OU1	W-7G	10/28/21		cis-1,3-Dichloropropene	<	0.5		ug/L	
OU1	W-7G	10/28/21		Dibromochloromethane	<	0.5		ug/L	
OU1	W-7G	10/28/21		Dichlorodifluoromethane	<	0.5		ug/L	
OU1	W-7G	10/28/21		Methylene chloride	<	1		ug/L	
OU1	W-7G	10/28/21		Tetrachloroethene	<	0.5		ug/L	
OU1	W-7G	10/28/21		trans-1,2-Dichloroethene	<	0.5		ug/L	
OU1	W-7G	10/28/21		trans-1,3-Dichloropropene	<	0.5		ug/L	
OU1	W-7G	10/28/21		Trichloroethene	<	0.5		ug/L	
OU1	W-7G	10/28/21		Trichlorofluoromethane	<	0.5		ug/L	
OU1	W-7G	10/28/21		Trichlorotrifluoroethane	<	0.5		ug/L	
OU1	W-7G	10/28/21		Vinyl chloride	<	0.5		ug/L	
OU1	W-7G	10/28/21		Field Oxidation Potential (Eh)		75		mVolts	
OU1	W-7G	10/28/21		Field pH		8.79		Units	
OU1	W-7G	10/28/21		Field Specific Conductance		997.2		umhos/cm	
OU1	W-7G	10/28/21		Field Temperature		22.1		Degrees C	
OU1	W-7H	5/24/21		1,1-Dichloroethane	<	0.5		ug/L	
OU1	W-7H	5/24/21		1,1-Dichloroethene	<	0.5		ug/L	
OU1	W-7H	5/24/21		1,1,1-Trichloroethane	<	0.5		ug/L	
OU1	W-7H	5/24/21		1,1,2-Trichloroethane	<	0.5		ug/L	
OU1	W-7H	5/24/21		1,1,2,2-Tetrachloroethane	<	0.5		ug/L	
OU1	W-7H	5/24/21		1,2-Dichlorobenzene	<	0.5		ug/L	
OU1	W-7H	5/24/21		1,2-Dichloroethane	<	0.5		ug/L	
OU1	W-7H	5/24/21		1,2-Dichloroethene (total)	<	1		ug/L	
OU1	W-7H	5/24/21		1,2-Dichloropropane	<	0.5		ug/L	
OU1	W-7H	5/24/21		1,3-Dichlorobenzene	<	0.5		ug/L	
OU1	W-7H	5/24/21		1,4-Dichlorobenzene	<	0.5		ug/L	
OU1	W-7H	5/24/21		2-Chloroethylvinylether	<	10		ug/L	
OU1	W-7H	5/24/21		Bromodichloromethane	<	0.5		ug/L	
OU1	W-7H	5/24/21		Bromoform	<	0.5		ug/L	
OU1	W-7H	5/24/21		Bromomethane	<	1		ug/L	
OU1	W-7H	5/24/21		Carbon tetrachloride	<	0.5		ug/L	
OU1	W-7H	5/24/21		Chlorobenzene	<	0.5		ug/L	
OU1	W-7H	5/24/21		Chloroethane	<	0.5		ug/L	

Attachment 1. Table 1. Groundwater analytical data, Site 300, 2021.

OU	Location	Date	Sample Type	Parameter	LOS Indicator	Result	Error	Units	QA Flag
OU1	W-7H	5/24/21		Chloroform	<	0.5		ug/L	
OU1	W-7H	5/24/21		Chloromethane	<	0.5		ug/L	
OU1	W-7H	5/24/21		cis-1,2-Dichloroethene	<	0.5		ug/L	
OU1	W-7H	5/24/21		cis-1,3-Dichloropropene	<	0.5		ug/L	
OU1	W-7H	5/24/21		Dibromochloromethane	<	0.5		ug/L	
OU1	W-7H	5/24/21		Dichlorodifluoromethane	<	0.5		ug/L	
OU1	W-7H	5/24/21		Methylene chloride	<	1		ug/L	
OU1	W-7H	5/24/21		Tetrachloroethene	<	0.5		ug/L	
OU1	W-7H	5/24/21		trans-1,2-Dichloroethene	<	0.5		ug/L	
OU1	W-7H	5/24/21		trans-1,3-Dichloropropene	<	0.5		ug/L	
OU1	W-7H	5/24/21		Trichloroethene	<	0.5		ug/L	
OU1	W-7H	5/24/21		Trichlorofluoromethane	<	0.5		ug/L	
OU1	W-7H	5/24/21		Trichlorotrifluoroethane	<	0.5		ug/L	
OU1	W-7H	5/24/21		Vinyl chloride	<	0.5		ug/L	
OU1	W-7H	5/24/21		Field Oxidation Potential (Eh)		284		mVolts	
OU1	W-7H	5/24/21		Field pH		7.82		Units	
OU1	W-7H	5/24/21		Field Specific Conductance		1660		umhos/cm	
OU1	W-7H	5/24/21		Field Temperature		20.5		Degrees C	
OU1	W-7H	11/30/21		1,1-Dichloroethane	<	0.5		ug/L	
OU1	W-7H	11/30/21		1,1-Dichloroethene	<	0.5		ug/L	
OU1	W-7H	11/30/21		1,1,1-Trichloroethane	<	0.5		ug/L	
OU1	W-7H	11/30/21		1,1,2-Trichloroethane	<	0.5		ug/L	
OU1	W-7H	11/30/21		1,1,2,2-Tetrachloroethane	<	0.5		ug/L	
OU1	W-7H	11/30/21		1,2-Dichlorobenzene	<	0.5		ug/L	
OU1	W-7H	11/30/21		1,2-Dichloroethane	<	0.5		ug/L	
OU1	W-7H	11/30/21		1,2-Dichloroethene (total)	<	1		ug/L	
OU1	W-7H	11/30/21		1,2-Dichloropropane	<	0.5		ug/L	
OU1	W-7H	11/30/21		1,3-Dichlorobenzene	<	0.5		ug/L	
OU1	W-7H	11/30/21		1,4-Dichlorobenzene	<	0.5		ug/L	
OU1	W-7H	11/30/21		2-Chloroethylvinylether	<	10		ug/L	
OU1	W-7H	11/30/21		Bromodichloromethane	<	0.5		ug/L	
OU1	W-7H	11/30/21		Bromoform	<	0.5		ug/L	
OU1	W-7H	11/30/21		Bromomethane	<	1		ug/L	
OU1	W-7H	11/30/21		Carbon tetrachloride	<	0.5		ug/L	
OU1	W-7H	11/30/21		Chlorobenzene	<	0.5		ug/L	
OU1	W-7H	11/30/21		Chloroethane	<	0.5		ug/L	
OU1	W-7H	11/30/21		Chloroform	<	0.5		ug/L	
OU1	W-7H	11/30/21		Chloromethane	<	0.5		ug/L	
OU1	W-7H	11/30/21		cis-1,2-Dichloroethene	<	0.5		ug/L	
OU1	W-7H	11/30/21		cis-1,3-Dichloropropene	<	0.5		ug/L	
OU1	W-7H	11/30/21		Dibromochloromethane	<	0.5		ug/L	
OU1	W-7H	11/30/21		Dichlorodifluoromethane	<	0.5		ug/L	
OU1	W-7H	11/30/21		Methylene chloride	<	1		ug/L	
OU1	W-7H	11/30/21		Tetrachloroethene	<	0.5		ug/L	
OU1	W-7H	11/30/21		trans-1,2-Dichloroethene	<	0.5		ug/L	
OU1	W-7H	11/30/21		trans-1,3-Dichloropropene	<	0.5		ug/L	
OU1	W-7H	11/30/21		Trichloroethene	<	0.5		ug/L	
OU1	W-7H	11/30/21		Trichlorofluoromethane	<	0.5		ug/L	
OU1	W-7H	11/30/21		Trichlorotrifluoroethane	<	0.5		ug/L	
OU1	W-7H	11/30/21		Vinyl chloride	<	0.5		ug/L	
OU1	W-7H	11/30/21		Field Oxidation Potential (Eh)		121		mVolts	
OU1	W-7H	11/30/21		Field pH		8.29		Units	
OU1	W-7H	11/30/21		Field Specific Conductance		1579		umhos/cm	
OU1	W-7H	11/30/21		Field Temperature		17.6		Degrees C	
OU1	W-7I	3/16/21		1,1-Dichloroethane	<	0.5		ug/L	
OU1	W-7I	3/16/21		1,1-Dichloroethene		4.7		ug/L	
OU1	W-7I	3/16/21		1,1,1-Trichloroethane	<	0.5		ug/L	
OU1	W-7I	3/16/21		1,1,2-Trichloroethane	<	0.5		ug/L	
OU1	W-7I	3/16/21		1,1,2,2-Tetrachloroethane	<	0.5		ug/L	
OU1	W-7I	3/16/21		1,2-Dichlorobenzene	<	0.5		ug/L	
OU1	W-7I	3/16/21		1,2-Dichloroethane	<	0.5		ug/L	
OU1	W-7I	3/16/21		1,2-Dichloroethene (total)	<	1		ug/L	
OU1	W-7I	3/16/21		1,2-Dichloropropane	<	0.5		ug/L	
OU1	W-7I	3/16/21		1,3-Dichlorobenzene	<	0.5		ug/L	
OU1	W-7I	3/16/21		1,4-Dichlorobenzene	<	0.5		ug/L	
OU1	W-7I	3/16/21		2-Chloroethylvinylether	<	1		ug/L	

Attachment 1. Table 1. Groundwater analytical data, Site 300, 2021.

OU	Location	Date	Sample Type	Parameter	LOS Indicator	Result	Error	Units	QA Flag
OU1	W-7I	3/16/21		Bromodichloromethane	<	0.5		ug/L	
OU1	W-7I	3/16/21		Bromoform	<	0.5		ug/L	
OU1	W-7I	3/16/21		Bromomethane	<	0.5		ug/L	
OU1	W-7I	3/16/21		Carbon tetrachloride	<	0.5		ug/L	
OU1	W-7I	3/16/21		Chlorobenzene	<	0.5		ug/L	
OU1	W-7I	3/16/21		Chloroethane		10		ug/L	
OU1	W-7I	3/16/21		Chloroform	<	0.5		ug/L	
OU1	W-7I	3/16/21		Chloromethane	<	0.5		ug/L	
OU1	W-7I	3/16/21		cis-1,2-Dichloroethene		35		ug/L	
OU1	W-7I	3/16/21		cis-1,3-Dichloropropene	<	0.5		ug/L	
OU1	W-7I	3/16/21		Dibromochloromethane	<	0.5		ug/L	
OU1	W-7I	3/16/21		Dichlorodifluoromethane	<	0.5		ug/L	
OU1	W-7I	3/16/21		Methylene chloride		0.53		ug/L	
OU1	W-7I	3/16/21		Tetrachloroethene		20		ug/L	
OU1	W-7I	3/16/21		trans-1,2-Dichloroethene		2		ug/L	
OU1	W-7I	3/16/21		trans-1,3-Dichloropropene	<	0.5		ug/L	
OU1	W-7I	3/16/21		Trichloroethene		270		ug/L	D
OU1	W-7I	3/16/21		Trichlorofluoromethane	<	0.5		ug/L	
OU1	W-7I	3/16/21		Trichlorotrifluoroethane	<	0.5		ug/L	
OU1	W-7I	3/16/21		Vinyl chloride	<	0.5		ug/L	
OU1	W-7I	4/21/21		1,1-Dichloroethane		0.66		ug/L	
OU1	W-7I	4/21/21		1,1-Dichloroethene		5.6		ug/L	
OU1	W-7I	4/21/21		1,1,1-Trichloroethane	<	0.5		ug/L	
OU1	W-7I	4/21/21		1,1,2-Trichloroethane	<	0.5		ug/L	
OU1	W-7I	4/21/21		1,1,2,2-Tetrachloroethane	<	0.5		ug/L	
OU1	W-7I	4/21/21		1,2-Dichlorobenzene	<	0.5		ug/L	
OU1	W-7I	4/21/21		1,2-Dichloroethane	<	0.5		ug/L	
OU1	W-7I	4/21/21		1,2-Dichloroethene (total)		39		ug/L	
OU1	W-7I	4/21/21		1,2-Dichloropropane	<	0.5		ug/L	
OU1	W-7I	4/21/21		1,3-Dichlorobenzene	<	0.5		ug/L	
OU1	W-7I	4/21/21		1,4-Dichlorobenzene	<	0.5		ug/L	
OU1	W-7I	4/21/21		2-Chloroethylvinylether	<	10		ug/L	
OU1	W-7I	4/21/21		Bromodichloromethane	<	0.5		ug/L	
OU1	W-7I	4/21/21		Bromoform	<	0.5		ug/L	
OU1	W-7I	4/21/21		Bromomethane	<	1		ug/L	
OU1	W-7I	4/21/21		Carbon tetrachloride	<	0.5		ug/L	
OU1	W-7I	4/21/21		Chlorobenzene	<	0.5		ug/L	
OU1	W-7I	4/21/21		Chloroethane		5.2		ug/L	
OU1	W-7I	4/21/21		Chloroform	<	0.5		ug/L	
OU1	W-7I	4/21/21		Chloromethane	<	0.5		ug/L	
OU1	W-7I	4/21/21		cis-1,2-Dichloroethene		37		ug/L	
OU1	W-7I	4/21/21		cis-1,3-Dichloropropene	<	0.5		ug/L	
OU1	W-7I	4/21/21		Dibromochloromethane	<	0.5		ug/L	
OU1	W-7I	4/21/21		Dichlorodifluoromethane	<	0.5		ug/L	
OU1	W-7I	4/21/21		Methylene chloride	<	1		ug/L	
OU1	W-7I	4/21/21		Tetrachloroethene		33		ug/L	
OU1	W-7I	4/21/21		trans-1,2-Dichloroethene		1.5		ug/L	
OU1	W-7I	4/21/21		trans-1,3-Dichloropropene	<	0.5		ug/L	
OU1	W-7I	4/21/21		Trichloroethene		570		ug/L	D
OU1	W-7I	4/21/21		Trichlorofluoromethane	<	0.5		ug/L	
OU1	W-7I	4/21/21		Trichlorotrifluoroethane	<	0.5		ug/L	
OU1	W-7I	4/21/21		Vinyl chloride	<	0.5		ug/L	
OU1	W-7I	9/2/21		1,1-Dichloroethane	<	0.5		ug/L	
OU1	W-7I	9/2/21		1,1-Dichloroethene		1.7		ug/L	
OU1	W-7I	9/2/21		1,1,1-Trichloroethane	<	0.5		ug/L	
OU1	W-7I	9/2/21		1,1,2-Trichloroethane	<	0.5		ug/L	
OU1	W-7I	9/2/21		1,1,2,2-Tetrachloroethane	<	0.5		ug/L	
OU1	W-7I	9/2/21		1,2-Dichlorobenzene	<	0.5		ug/L	
OU1	W-7I	9/2/21		1,2-Dichloroethane	<	0.5		ug/L	
OU1	W-7I	9/2/21		1,2-Dichloroethene (total)	<	1		ug/L	
OU1	W-7I	9/2/21		1,2-Dichloropropane	<	0.5		ug/L	
OU1	W-7I	9/2/21		1,3-Dichlorobenzene	<	0.5		ug/L	
OU1	W-7I	9/2/21		1,4-Dichlorobenzene	<	0.5		ug/L	
OU1	W-7I	9/2/21		2-Chloroethylvinylether	<	1		ug/L	
OU1	W-7I	9/2/21		Bromodichloromethane	<	0.5		ug/L	
OU1	W-7I	9/2/21		Bromoform	<	0.5		ug/L	

Attachment 1. Table 1. Groundwater analytical data, Site 300, 2021.

OU	Location	Date	Sample Type	Parameter	LOS Indicator	Result	Error	Units	QA Flag
OU1	W-7I	9/2/21		Bromomethane	<	0.5		ug/L	
OU1	W-7I	9/2/21		Carbon tetrachloride	<	0.5		ug/L	L
OU1	W-7I	9/2/21		Chlorobenzene	<	0.5		ug/L	
OU1	W-7I	9/2/21		Chloroethane	<	0.5		ug/L	
OU1	W-7I	9/2/21		Chloroform	<	0.5		ug/L	
OU1	W-7I	9/2/21		Chloromethane	<	0.5		ug/L	
OU1	W-7I	9/2/21		cis-1,2-Dichloroethene		66		ug/L	
OU1	W-7I	9/2/21		cis-1,3-Dichloropropene	<	0.5		ug/L	
OU1	W-7I	9/2/21		Dibromochloromethane	<	0.5		ug/L	
OU1	W-7I	9/2/21		Dichlorodifluoromethane	<	0.5		ug/L	
OU1	W-7I	9/2/21		Methylene chloride	<	0.5		ug/L	
OU1	W-7I	9/2/21		Tetrachloroethene		2.4		ug/L	
OU1	W-7I	9/2/21		trans-1,2-Dichloroethene		2.3		ug/L	
OU1	W-7I	9/2/21		trans-1,3-Dichloropropene	<	0.5		ug/L	
OU1	W-7I	9/2/21		Trichloroethene		81		ug/L	
OU1	W-7I	9/2/21		Trichlorofluoromethane	<	0.5		ug/L	
OU1	W-7I	9/2/21		Trichlorotrifluoroethane	<	0.5		ug/L	
OU1	W-7I	9/2/21		Vinyl chloride	<	0.5		ug/L	
OU1	W-7I	10/14/21		1,1-Dichloroethane	<	0.5		ug/L	
OU1	W-7I	10/14/21		1,1-Dichloroethene		2		ug/L	
OU1	W-7I	10/14/21		1,1,1-Trichloroethane	<	0.5		ug/L	
OU1	W-7I	10/14/21		1,1,2-Trichloroethane	<	0.5		ug/L	
OU1	W-7I	10/14/21		1,1,2,2-Tetrachloroethane	<	0.5		ug/L	
OU1	W-7I	10/14/21		1,2-Dichlorobenzene	<	0.5		ug/L	
OU1	W-7I	10/14/21		1,2-Dichloroethane	<	0.5		ug/L	
OU1	W-7I	10/14/21		1,2-Dichloroethene (total)		73		ug/L	
OU1	W-7I	10/14/21		1,2-Dichloropropane	<	0.5		ug/L	
OU1	W-7I	10/14/21		1,3-Dichlorobenzene	<	0.5		ug/L	
OU1	W-7I	10/14/21		1,4-Dichlorobenzene	<	0.5		ug/L	
OU1	W-7I	10/14/21		2-Chloroethylvinylether	<	10		ug/L	
OU1	W-7I	10/14/21		Bromodichloromethane	<	0.5		ug/L	
OU1	W-7I	10/14/21		Bromoform	<	0.5		ug/L	
OU1	W-7I	10/14/21		Bromomethane	<	1		ug/L	
OU1	W-7I	10/14/21		Carbon tetrachloride	<	0.5		ug/L	
OU1	W-7I	10/14/21		Chlorobenzene	<	0.5		ug/L	
OU1	W-7I	10/14/21		Chloroethane	<	0.5		ug/L	
OU1	W-7I	10/14/21		Chloroform	<	0.5		ug/L	
OU1	W-7I	10/14/21		Chloromethane	<	0.5		ug/L	
OU1	W-7I	10/14/21		cis-1,2-Dichloroethene		71		ug/L	
OU1	W-7I	10/14/21		cis-1,3-Dichloropropene	<	0.5		ug/L	
OU1	W-7I	10/14/21		Dibromochloromethane	<	0.5		ug/L	
OU1	W-7I	10/14/21		Dichlorodifluoromethane	<	0.5		ug/L	
OU1	W-7I	10/14/21		Methylene chloride	<	1		ug/L	
OU1	W-7I	10/14/21		Tetrachloroethene		1.9		ug/L	
OU1	W-7I	10/14/21		trans-1,2-Dichloroethene		2.7		ug/L	
OU1	W-7I	10/14/21		trans-1,3-Dichloropropene	<	0.5		ug/L	
OU1	W-7I	10/14/21		Trichloroethene		99		ug/L	
OU1	W-7I	10/14/21		Trichlorofluoromethane	<	0.5		ug/L	
OU1	W-7I	10/14/21		Trichlorotrifluoroethane	<	0.5		ug/L	
OU1	W-7I	10/14/21		Vinyl chloride	<	0.5		ug/L	
OU1	W-7J	5/17/21		1,1-Dichloroethane	<	0.5		ug/L	
OU1	W-7J	5/17/21		1,1-Dichloroethene	<	0.5		ug/L	
OU1	W-7J	5/17/21		1,1,1-Trichloroethane	<	0.5		ug/L	
OU1	W-7J	5/17/21		1,1,2-Trichloroethane	<	0.5		ug/L	
OU1	W-7J	5/17/21		1,1,2,2-Tetrachloroethane	<	0.5		ug/L	
OU1	W-7J	5/17/21		1,2-Dichlorobenzene	<	0.5		ug/L	
OU1	W-7J	5/17/21		1,2-Dichloroethane	<	0.5		ug/L	
OU1	W-7J	5/17/21		1,2-Dichloroethene (total)	<	1		ug/L	
OU1	W-7J	5/17/21		1,2-Dichloropropane	<	0.5		ug/L	
OU1	W-7J	5/17/21		1,3-Dichlorobenzene	<	0.5		ug/L	
OU1	W-7J	5/17/21		1,4-Dichlorobenzene	<	0.5		ug/L	
OU1	W-7J	5/17/21		2-Chloroethylvinylether	<	10		ug/L	
OU1	W-7J	5/17/21		Bromodichloromethane	<	0.5		ug/L	
OU1	W-7J	5/17/21		Bromoform	<	0.5		ug/L	
OU1	W-7J	5/17/21		Bromomethane	<	1		ug/L	
OU1	W-7J	5/17/21		Carbon tetrachloride	<	0.5		ug/L	

Attachment 1. Table 1. Groundwater analytical data, Site 300, 2021.

OU	Location	Date	Sample Type	Parameter	LOS Indicator	Result	Error	Units	QA Flag
OU1	W-7J	5/17/21		Chlorobenzene	<	0.5		ug/L	
OU1	W-7J	5/17/21		Chloroethane	<	0.5		ug/L	
OU1	W-7J	5/17/21		Chloroform	<	0.5		ug/L	
OU1	W-7J	5/17/21		Chloromethane	<	0.5		ug/L	
OU1	W-7J	5/17/21		cis-1,2-Dichloroethene	<	0.5		ug/L	
OU1	W-7J	5/17/21		cis-1,3-Dichloropropene	<	0.5		ug/L	
OU1	W-7J	5/17/21		Dibromochloromethane	<	0.5		ug/L	
OU1	W-7J	5/17/21		Dichlorodifluoromethane	<	0.5		ug/L	
OU1	W-7J	5/17/21		Methylene chloride	<	1		ug/L	
OU1	W-7J	5/17/21		Tetrachloroethene	<	0.5		ug/L	
OU1	W-7J	5/17/21		trans-1,2-Dichloroethene	<	0.5		ug/L	
OU1	W-7J	5/17/21		trans-1,3-Dichloropropene	<	0.5		ug/L	
OU1	W-7J	5/17/21		Trichloroethene	<	0.5		ug/L	
OU1	W-7J	5/17/21		Trichlorofluoromethane	<	0.5		ug/L	
OU1	W-7J	5/17/21		Trichlorotrifluoroethane	<	0.5		ug/L	
OU1	W-7J	5/17/21		Vinyl chloride	<	0.5		ug/L	
OU1	W-7J	5/17/21		Field Oxidation Potential (Eh)		321		mVolts	
OU1	W-7J	5/17/21		Field pH		6.75		Units	
OU1	W-7J	5/17/21		Field Specific Conductance		2299		umhos/cm	
OU1	W-7J	5/17/21		Field Temperature		20		Degrees C	
OU1	W-7J	10/28/21		1,1-Dichloroethane	<	0.5		ug/L	
OU1	W-7J	10/28/21		1,1-Dichloroethene	<	0.5		ug/L	
OU1	W-7J	10/28/21		1,1,1-Trichloroethane	<	0.5		ug/L	
OU1	W-7J	10/28/21		1,1,2-Trichloroethane	<	0.5		ug/L	
OU1	W-7J	10/28/21		1,1,2,2-Tetrachloroethane	<	0.5		ug/L	
OU1	W-7J	10/28/21		1,2-Dichlorobenzene	<	0.5		ug/L	
OU1	W-7J	10/28/21		1,2-Dichloroethane	<	0.5		ug/L	
OU1	W-7J	10/28/21		1,2-Dichloroethene (total)	<	1		ug/L	
OU1	W-7J	10/28/21		1,2-Dichloropropane	<	0.5		ug/L	
OU1	W-7J	10/28/21		1,3-Dichlorobenzene	<	0.5		ug/L	
OU1	W-7J	10/28/21		1,4-Dichlorobenzene	<	0.5		ug/L	
OU1	W-7J	10/28/21		2-Chloroethylvinylether	<	10		ug/L	
OU1	W-7J	10/28/21		Bromodichloromethane	<	0.5		ug/L	
OU1	W-7J	10/28/21		Bromoform	<	0.5		ug/L	
OU1	W-7J	10/28/21		Bromomethane	<	1		ug/L	
OU1	W-7J	10/28/21		Carbon tetrachloride	<	0.5		ug/L	
OU1	W-7J	10/28/21		Chlorobenzene	<	0.5		ug/L	
OU1	W-7J	10/28/21		Chloroethane	<	0.5		ug/L	
OU1	W-7J	10/28/21		Chloroform	<	0.5		ug/L	
OU1	W-7J	10/28/21		Chloromethane	<	0.5		ug/L	
OU1	W-7J	10/28/21		cis-1,2-Dichloroethene	<	0.5		ug/L	
OU1	W-7J	10/28/21		cis-1,3-Dichloropropene	<	0.5		ug/L	
OU1	W-7J	10/28/21		Dibromochloromethane	<	0.5		ug/L	
OU1	W-7J	10/28/21		Dichlorodifluoromethane	<	0.5		ug/L	
OU1	W-7J	10/28/21		Methylene chloride	<	1		ug/L	
OU1	W-7J	10/28/21		Tetrachloroethene	<	0.5		ug/L	
OU1	W-7J	10/28/21		trans-1,2-Dichloroethene	<	0.5		ug/L	
OU1	W-7J	10/28/21		trans-1,3-Dichloropropene	<	0.5		ug/L	
OU1	W-7J	10/28/21		Trichloroethene	<	0.5		ug/L	
OU1	W-7J	10/28/21		Trichlorofluoromethane	<	0.5		ug/L	
OU1	W-7J	10/28/21		Trichlorotrifluoroethane	<	0.5		ug/L	
OU1	W-7J	10/28/21		Vinyl chloride	<	0.5		ug/L	
OU1	W-7J	10/28/21		Field Oxidation Potential (Eh)		100		mVolts	
OU1	W-7J	10/28/21		Field pH		9.06		Units	
OU1	W-7J	10/28/21		Field Specific Conductance		1749		umhos/cm	
OU1	W-7J	10/28/21		Field Temperature		21.7		Degrees C	
OU1	W-7K	6/3/21		1,1-Dichloroethane	<	0.5		ug/L	
OU1	W-7K	6/3/21		1,1-Dichloroethene	<	0.5		ug/L	
OU1	W-7K	6/3/21		1,1,1-Trichloroethane	<	0.5		ug/L	
OU1	W-7K	6/3/21		1,1,2-Trichloroethane	<	0.5		ug/L	
OU1	W-7K	6/3/21		1,1,2,2-Tetrachloroethane	<	0.5		ug/L	
OU1	W-7K	6/3/21		1,2-Dichlorobenzene	<	0.5		ug/L	
OU1	W-7K	6/3/21		1,2-Dichloroethane	<	0.5		ug/L	
OU1	W-7K	6/3/21		1,2-Dichloroethene (total)	<	1		ug/L	
OU1	W-7K	6/3/21		1,2-Dichloropropane	<	0.5		ug/L	
OU1	W-7K	6/3/21		1,3-Dichlorobenzene	<	0.5		ug/L	

Attachment 1. Table 1. Groundwater analytical data, Site 300, 2021.

OU	Location	Date	Sample Type	Parameter	LOS Indicator	Result	Error	Units	QA Flag
OU1	W-7K	6/3/21		1,4-Dichlorobenzene	<	0.5		ug/L	
OU1	W-7K	6/3/21		2-Chloroethylvinylether	<	10		ug/L	
OU1	W-7K	6/3/21		Bromodichloromethane	<	0.5		ug/L	
OU1	W-7K	6/3/21		Bromoform	<	0.5		ug/L	
OU1	W-7K	6/3/21		Bromomethane	<	1		ug/L	
OU1	W-7K	6/3/21		Carbon tetrachloride	<	0.5		ug/L	
OU1	W-7K	6/3/21		Chlorobenzene	<	0.5		ug/L	
OU1	W-7K	6/3/21		Chloroethane	<	0.5		ug/L	
OU1	W-7K	6/3/21		Chloroform	<	0.5		ug/L	
OU1	W-7K	6/3/21		Chloromethane	<	0.5		ug/L	
OU1	W-7K	6/3/21		cis-1,2-Dichloroethene	<	0.5		ug/L	
OU1	W-7K	6/3/21		cis-1,3-Dichloropropene	<	0.5		ug/L	
OU1	W-7K	6/3/21		Dibromochloromethane	<	0.5		ug/L	
OU1	W-7K	6/3/21		Dichlorodifluoromethane	<	0.5		ug/L	
OU1	W-7K	6/3/21		Methylene chloride	<	1		ug/L	
OU1	W-7K	6/3/21		Tetrachloroethene	<	0.5		ug/L	
OU1	W-7K	6/3/21		trans-1,2-Dichloroethene	<	0.5		ug/L	
OU1	W-7K	6/3/21		trans-1,3-Dichloropropene	<	0.5		ug/L	
OU1	W-7K	6/3/21		Trichloroethene	<	0.5		ug/L	
OU1	W-7K	6/3/21		Trichlorofluoromethane	<	0.5		ug/L	
OU1	W-7K	6/3/21		Trichlorotrifluoroethane	<	0.5		ug/L	
OU1	W-7K	6/3/21		Vinyl chloride	<	0.5		ug/L	
OU1	W-7K	6/3/21		Field Oxidation Potential (Eh)		-102		mVolts	
OU1	W-7K	6/3/21		Field pH		7.85		Units	
OU1	W-7K	6/3/21		Field Specific Conductance		1253		umhos/cm	
OU1	W-7K	6/3/21		Field Temperature		22.3		Degrees C	
OU1	W-7K	11/15/21		1,1-Dichloroethane	<	0.5		ug/L	
OU1	W-7K	11/15/21		1,1-Dichloroethene	<	0.5		ug/L	
OU1	W-7K	11/15/21		1,1,1-Trichloroethane	<	0.5		ug/L	
OU1	W-7K	11/15/21		1,1,2-Trichloroethane	<	0.5		ug/L	
OU1	W-7K	11/15/21		1,1,2,2-Tetrachloroethane	<	0.5		ug/L	
OU1	W-7K	11/15/21		1,2-Dichlorobenzene	<	0.5		ug/L	
OU1	W-7K	11/15/21		1,2-Dichloroethane	<	0.5		ug/L	
OU1	W-7K	11/15/21		1,2-Dichloroethene (total)	<	1		ug/L	
OU1	W-7K	11/15/21		1,2-Dichloropropane	<	0.5		ug/L	
OU1	W-7K	11/15/21		1,3-Dichlorobenzene	<	0.5		ug/L	
OU1	W-7K	11/15/21		1,4-Dichlorobenzene	<	0.5		ug/L	
OU1	W-7K	11/15/21		2-Chloroethylvinylether	<	10		ug/L	O
OU1	W-7K	11/15/21		Bromodichloromethane	<	0.5		ug/L	
OU1	W-7K	11/15/21		Bromoform	<	0.5		ug/L	
OU1	W-7K	11/15/21		Bromomethane	<	1		ug/L	
OU1	W-7K	11/15/21		Carbon tetrachloride	<	0.5		ug/L	
OU1	W-7K	11/15/21		Chlorobenzene	<	0.5		ug/L	
OU1	W-7K	11/15/21		Chloroethane	<	0.5		ug/L	
OU1	W-7K	11/15/21		Chloroform	<	0.5		ug/L	
OU1	W-7K	11/15/21		Chloromethane	<	0.5		ug/L	
OU1	W-7K	11/15/21		cis-1,2-Dichloroethene	<	0.5		ug/L	
OU1	W-7K	11/15/21		cis-1,3-Dichloropropene	<	0.5		ug/L	
OU1	W-7K	11/15/21		Dibromochloromethane	<	0.5		ug/L	
OU1	W-7K	11/15/21		Dichlorodifluoromethane	<	0.5		ug/L	
OU1	W-7K	11/15/21		Methylene chloride	<	1		ug/L	
OU1	W-7K	11/15/21		Tetrachloroethene	<	0.5		ug/L	
OU1	W-7K	11/15/21		trans-1,2-Dichloroethene	<	0.5		ug/L	
OU1	W-7K	11/15/21		trans-1,3-Dichloropropene	<	0.5		ug/L	
OU1	W-7K	11/15/21		Trichloroethene	<	0.5		ug/L	
OU1	W-7K	11/15/21		Trichlorofluoromethane	<	0.5		ug/L	
OU1	W-7K	11/15/21		Trichlorotrifluoroethane	<	0.5		ug/L	
OU1	W-7K	11/15/21		Vinyl chloride	<	0.5		ug/L	
OU1	W-7K	11/15/21		Field Oxidation Potential (Eh)		-260		mVolts	
OU1	W-7K	11/15/21		Field pH		8.87		Units	
OU1	W-7K	11/15/21		Field Specific Conductance		1049		umhos/cm	
OU1	W-7K	11/15/21		Field Temperature		20.1		Degrees C	
OU1	W-7L	6/3/21		1,1-Dichloroethane	<	0.5		ug/L	
OU1	W-7L	6/3/21		1,1-Dichloroethene	<	0.5		ug/L	
OU1	W-7L	6/3/21		1,1,1-Trichloroethane	<	0.5		ug/L	
OU1	W-7L	6/3/21		1,1,2-Trichloroethane	<	0.5		ug/L	

Attachment 1. Table 1. Groundwater analytical data, Site 300, 2021.

OU	Location	Date	Sample Type	Parameter	LOS Indicator	Result	Error	Units	QA Flag
OU1	W-7L	6/3/21		1,1,2,2-Tetrachloroethane	<	0.5		ug/L	
OU1	W-7L	6/3/21		1,2-Dichlorobenzene	<	0.5		ug/L	
OU1	W-7L	6/3/21		1,2-Dichloroethane	<	0.5		ug/L	
OU1	W-7L	6/3/21		1,2-Dichloroethene (total)	<	1		ug/L	
OU1	W-7L	6/3/21		1,2-Dichloropropane	<	0.5		ug/L	
OU1	W-7L	6/3/21		1,3-Dichlorobenzene	<	0.5		ug/L	
OU1	W-7L	6/3/21		1,4-Dichlorobenzene	<	0.5		ug/L	
OU1	W-7L	6/3/21		2-Chloroethylvinylether	<	1		ug/L	
OU1	W-7L	6/3/21		Bromodichloromethane	<	0.5		ug/L	
OU1	W-7L	6/3/21		Bromoform	<	0.5		ug/L	
OU1	W-7L	6/3/21		Bromomethane	<	0.5		ug/L	
OU1	W-7L	6/3/21		Carbon tetrachloride	<	0.5		ug/L	
OU1	W-7L	6/3/21		Chlorobenzene	<	0.5		ug/L	
OU1	W-7L	6/3/21		Chloroethane	<	0.5		ug/L	
OU1	W-7L	6/3/21		Chloroform	<	0.5		ug/L	
OU1	W-7L	6/3/21		Chloromethane	<	0.5		ug/L	
OU1	W-7L	6/3/21		cis-1,2-Dichloroethene	<	0.5		ug/L	
OU1	W-7L	6/3/21		cis-1,3-Dichloropropene	<	0.5		ug/L	
OU1	W-7L	6/3/21		Dibromochloromethane	<	0.5		ug/L	
OU1	W-7L	6/3/21		Dichlorodifluoromethane	<	0.5		ug/L	
OU1	W-7L	6/3/21		Methylene chloride	<	0.5		ug/L	
OU1	W-7L	6/3/21		Tetrachloroethene	<	0.5		ug/L	
OU1	W-7L	6/3/21		trans-1,2-Dichloroethene	<	0.5		ug/L	
OU1	W-7L	6/3/21		trans-1,3-Dichloropropene	<	0.5		ug/L	
OU1	W-7L	6/3/21		Trichloroethene	<	0.5		ug/L	
OU1	W-7L	6/3/21		Trichlorofluoromethane	<	0.5		ug/L	
OU1	W-7L	6/3/21		Trichlorotrifluoroethane	<	0.5		ug/L	L
OU1	W-7L	6/3/21		Vinyl chloride	<	0.5		ug/L	
OU1	W-7L	6/3/21		Field Oxidation Potential (Eh)		-211		mVolts	
OU1	W-7L	6/3/21		Field pH		9.5		Units	
OU1	W-7L	6/3/21		Field Specific Conductance		1073		umhos/cm	
OU1	W-7L	6/3/21		Field Temperature		21.2		Degrees C	
OU1	W-7L	11/15/21		1,1-Dichloroethane	<	0.5		ug/L	
OU1	W-7L	11/15/21		1,1-Dichloroethene	<	0.5		ug/L	
OU1	W-7L	11/15/21		1,1,1-Trichloroethane	<	0.5		ug/L	
OU1	W-7L	11/15/21		1,1,2-Trichloroethane	<	0.5		ug/L	
OU1	W-7L	11/15/21		1,1,2,2-Tetrachloroethane	<	0.5		ug/L	
OU1	W-7L	11/15/21		1,2-Dichlorobenzene	<	0.5		ug/L	
OU1	W-7L	11/15/21		1,2-Dichloroethane	<	0.5		ug/L	
OU1	W-7L	11/15/21		1,2-Dichloroethene (total)	<	1		ug/L	
OU1	W-7L	11/15/21		1,2-Dichloropropane	<	0.5		ug/L	
OU1	W-7L	11/15/21		1,3-Dichlorobenzene	<	0.5		ug/L	
OU1	W-7L	11/15/21		1,4-Dichlorobenzene	<	0.5		ug/L	
OU1	W-7L	11/15/21		2-Chloroethylvinylether	<	1		ug/L	
OU1	W-7L	11/15/21		Bromodichloromethane	<	0.5		ug/L	
OU1	W-7L	11/15/21		Bromoform	<	0.5		ug/L	
OU1	W-7L	11/15/21		Bromomethane	<	0.5		ug/L	
OU1	W-7L	11/15/21		Carbon tetrachloride	<	0.5		ug/L	
OU1	W-7L	11/15/21		Chlorobenzene	<	0.5		ug/L	
OU1	W-7L	11/15/21		Chloroethane	<	0.5		ug/L	
OU1	W-7L	11/15/21		Chloroform	<	0.5		ug/L	
OU1	W-7L	11/15/21		Chloromethane	<	0.5		ug/L	
OU1	W-7L	11/15/21		cis-1,2-Dichloroethene	<	0.5		ug/L	
OU1	W-7L	11/15/21		cis-1,3-Dichloropropene	<	0.5		ug/L	
OU1	W-7L	11/15/21		Dibromochloromethane	<	0.5		ug/L	
OU1	W-7L	11/15/21		Dichlorodifluoromethane	<	0.5		ug/L	
OU1	W-7L	11/15/21		Methylene chloride	<	0.5		ug/L	
OU1	W-7L	11/15/21		Tetrachloroethene	<	0.5		ug/L	
OU1	W-7L	11/15/21		trans-1,2-Dichloroethene	<	0.5		ug/L	
OU1	W-7L	11/15/21		trans-1,3-Dichloropropene	<	0.5		ug/L	
OU1	W-7L	11/15/21		Trichloroethene	<	0.5		ug/L	
OU1	W-7L	11/15/21		Trichlorofluoromethane	<	0.5		ug/L	
OU1	W-7L	11/15/21		Trichlorotrifluoroethane	<	0.5		ug/L	
OU1	W-7L	11/15/21		Vinyl chloride	<	0.5		ug/L	
OU1	W-7L	11/15/21		Field Oxidation Potential (Eh)		-270		mVolts	
OU1	W-7L	11/15/21		Field pH		9.86		Units	

Attachment 1. Table 1. Groundwater analytical data, Site 300, 2021.

OU	Location	Date	Sample Type	Parameter	LOS Indicator	Result	Error	Units	QA Flag
OU1	W-7L	11/15/21		Field Specific Conductance		1045		umhos/cm	
OU1	W-7L	11/15/21		Field Temperature		21.3		Degrees C	
OU1	W-7M	5/24/21		1,1-Dichloroethane	<	0.5		ug/L	
OU1	W-7M	5/24/21		1,1-Dichloroethene	<	0.5		ug/L	
OU1	W-7M	5/24/21		1,1,1-Trichloroethane	<	0.5		ug/L	
OU1	W-7M	5/24/21		1,1,2-Trichloroethane	<	0.5		ug/L	
OU1	W-7M	5/24/21		1,1,2,2-Tetrachloroethane	<	0.5		ug/L	
OU1	W-7M	5/24/21		1,2-Dichlorobenzene	<	0.5		ug/L	
OU1	W-7M	5/24/21		1,2-Dichloroethane	<	0.5		ug/L	
OU1	W-7M	5/24/21		1,2-Dichloroethene (total)	<	1		ug/L	
OU1	W-7M	5/24/21		1,2-Dichloropropane	<	0.5		ug/L	
OU1	W-7M	5/24/21		1,3-Dichlorobenzene	<	0.5		ug/L	
OU1	W-7M	5/24/21		1,4-Dichlorobenzene	<	0.5		ug/L	
OU1	W-7M	5/24/21		2-Chloroethylvinylether	<	1		ug/L	
OU1	W-7M	5/24/21		Bromodichloromethane	<	0.5		ug/L	
OU1	W-7M	5/24/21		Bromoform	<	0.5		ug/L	
OU1	W-7M	5/24/21		Bromomethane	<	0.5		ug/L	
OU1	W-7M	5/24/21		Carbon tetrachloride	<	0.5		ug/L	
OU1	W-7M	5/24/21		Chlorobenzene	<	0.5		ug/L	
OU1	W-7M	5/24/21		Chloroethane	<	0.5		ug/L	
OU1	W-7M	5/24/21		Chloroform	<	0.5		ug/L	
OU1	W-7M	5/24/21		Chloromethane	<	0.5		ug/L	
OU1	W-7M	5/24/21		cis-1,2-Dichloroethene	<	0.5		ug/L	
OU1	W-7M	5/24/21		cis-1,3-Dichloropropene	<	0.5		ug/L	
OU1	W-7M	5/24/21		Dibromochloromethane	<	0.5		ug/L	
OU1	W-7M	5/24/21		Dichlorodifluoromethane	<	0.5		ug/L	
OU1	W-7M	5/24/21		Methylene chloride	<	0.5		ug/L	
OU1	W-7M	5/24/21		Tetrachloroethene	<	0.5		ug/L	
OU1	W-7M	5/24/21		trans-1,2-Dichloroethene	<	0.5		ug/L	
OU1	W-7M	5/24/21		trans-1,3-Dichloropropene	<	0.5		ug/L	
OU1	W-7M	5/24/21		Trichloroethene	<	0.5		ug/L	
OU1	W-7M	5/24/21		Trichlorofluoromethane	<	0.5		ug/L	
OU1	W-7M	5/24/21		Trichlorotrifluoroethane	<	0.5		ug/L	
OU1	W-7M	5/24/21		Vinyl chloride	<	0.5		ug/L	
OU1	W-7M	5/24/21		Field Oxidation Potential (Eh)		-96		mVolts	
OU1	W-7M	5/24/21		Field pH		8.44		Units	
OU1	W-7M	5/24/21		Field Specific Conductance		1039		umhos/cm	
OU1	W-7M	5/24/21		Field Temperature		22.3		Degrees C	
OU1	W-7M	11/15/21		1,1-Dichloroethane	<	0.5		ug/L	
OU1	W-7M	11/15/21		1,1-Dichloroethene	<	0.5		ug/L	
OU1	W-7M	11/15/21		1,1,1-Trichloroethane	<	0.5		ug/L	
OU1	W-7M	11/15/21		1,1,2-Trichloroethane	<	0.5		ug/L	
OU1	W-7M	11/15/21		1,1,2,2-Tetrachloroethane	<	0.5		ug/L	
OU1	W-7M	11/15/21		1,2-Dichlorobenzene	<	0.5		ug/L	
OU1	W-7M	11/15/21		1,2-Dichloroethane	<	0.5		ug/L	
OU1	W-7M	11/15/21		1,2-Dichloroethene (total)	<	1		ug/L	
OU1	W-7M	11/15/21		1,2-Dichloropropane	<	0.5		ug/L	
OU1	W-7M	11/15/21		1,3-Dichlorobenzene	<	0.5		ug/L	
OU1	W-7M	11/15/21		1,4-Dichlorobenzene	<	0.5		ug/L	
OU1	W-7M	11/15/21		2-Chloroethylvinylether	<	1		ug/L	
OU1	W-7M	11/15/21		Bromodichloromethane	<	0.5		ug/L	
OU1	W-7M	11/15/21		Bromoform	<	0.5		ug/L	
OU1	W-7M	11/15/21		Bromomethane	<	0.5		ug/L	
OU1	W-7M	11/15/21		Carbon tetrachloride	<	0.5		ug/L	
OU1	W-7M	11/15/21		Chlorobenzene	<	0.5		ug/L	
OU1	W-7M	11/15/21		Chloroethane	<	0.5		ug/L	
OU1	W-7M	11/15/21		Chloroform	<	0.5		ug/L	
OU1	W-7M	11/15/21		Chloromethane	<	0.5		ug/L	
OU1	W-7M	11/15/21		cis-1,2-Dichloroethene	<	0.5		ug/L	
OU1	W-7M	11/15/21		cis-1,3-Dichloropropene	<	0.5		ug/L	
OU1	W-7M	11/15/21		Dibromochloromethane	<	0.5		ug/L	
OU1	W-7M	11/15/21		Dichlorodifluoromethane	<	0.5		ug/L	
OU1	W-7M	11/15/21		Methylene chloride	<	0.5		ug/L	
OU1	W-7M	11/15/21		Tetrachloroethene	<	0.5		ug/L	
OU1	W-7M	11/15/21		trans-1,2-Dichloroethene	<	0.5		ug/L	
OU1	W-7M	11/15/21		trans-1,3-Dichloropropene	<	0.5		ug/L	

Attachment 1. Table 1. Groundwater analytical data, Site 300, 2021.

OU	Location	Date	Sample Type	Parameter	LOS Indicator	Result	Error	Units	QA Flag
OU1	W-7M	11/15/21		Trichloroethene	<	0.5		ug/L	
OU1	W-7M	11/15/21		Trichlorofluoromethane	<	0.5		ug/L	
OU1	W-7M	11/15/21		Trichlorotrifluoroethane	<	0.5		ug/L	
OU1	W-7M	11/15/21		Vinyl chloride	<	0.5		ug/L	
OU1	W-7M	11/15/21		Field Oxidation Potential (Eh)		-280		mVolts	
OU1	W-7M	11/15/21		Field pH		8.48		Units	
OU1	W-7M	11/15/21		Field Specific Conductance		1011		umhos/cm	
OU1	W-7M	11/15/21		Field Temperature		20.2		Degrees C	
OU1	W-7N	5/24/21		1,1-Dichloroethane	<	0.5		ug/L	
OU1	W-7N	5/24/21		1,1-Dichloroethene	<	0.5		ug/L	
OU1	W-7N	5/24/21		1,1,1-Trichloroethane	<	0.5		ug/L	
OU1	W-7N	5/24/21		1,1,2-Trichloroethane	<	0.5		ug/L	
OU1	W-7N	5/24/21		1,1,2,2-Tetrachloroethane	<	0.5		ug/L	
OU1	W-7N	5/24/21		1,2-Dichlorobenzene	<	0.5		ug/L	
OU1	W-7N	5/24/21		1,2-Dichloroethane	<	0.5		ug/L	
OU1	W-7N	5/24/21		1,2-Dichloroethene (total)	<	1		ug/L	
OU1	W-7N	5/24/21		1,2-Dichloropropane	<	0.5		ug/L	
OU1	W-7N	5/24/21		1,3-Dichlorobenzene	<	0.5		ug/L	
OU1	W-7N	5/24/21		1,4-Dichlorobenzene	<	0.5		ug/L	
OU1	W-7N	5/24/21		2-Chloroethylvinylether	<	1		ug/L	
OU1	W-7N	5/24/21		Bromodichloromethane	<	0.5		ug/L	
OU1	W-7N	5/24/21		Bromoform	<	0.5		ug/L	
OU1	W-7N	5/24/21		Bromomethane	<	0.5		ug/L	
OU1	W-7N	5/24/21		Carbon tetrachloride	<	0.5		ug/L	
OU1	W-7N	5/24/21		Chlorobenzene	<	0.5		ug/L	
OU1	W-7N	5/24/21		Chloroethane	<	0.5		ug/L	
OU1	W-7N	5/24/21		Chloroform	<	0.5		ug/L	
OU1	W-7N	5/24/21		Chloromethane	<	0.5		ug/L	
OU1	W-7N	5/24/21		cis-1,2-Dichloroethene	<	0.5		ug/L	
OU1	W-7N	5/24/21		cis-1,3-Dichloropropene	<	0.5		ug/L	
OU1	W-7N	5/24/21		Dibromochloromethane	<	0.5		ug/L	
OU1	W-7N	5/24/21		Dichlorodifluoromethane	<	0.5		ug/L	
OU1	W-7N	5/24/21		Methylene chloride	<	0.5		ug/L	
OU1	W-7N	5/24/21		Tetrachloroethene	<	0.5		ug/L	
OU1	W-7N	5/24/21		trans-1,2-Dichloroethene	<	0.5		ug/L	
OU1	W-7N	5/24/21		trans-1,3-Dichloropropene	<	0.5		ug/L	
OU1	W-7N	5/24/21		Trichloroethene	<	0.5		ug/L	
OU1	W-7N	5/24/21		Trichlorofluoromethane	<	0.5		ug/L	
OU1	W-7N	5/24/21		Trichlorotrifluoroethane	<	0.5		ug/L	
OU1	W-7N	5/24/21		Vinyl chloride	<	0.5		ug/L	
OU1	W-7N	5/24/21		Field Oxidation Potential (Eh)		-89		mVolts	
OU1	W-7N	5/24/21		Field pH		7.98		Units	
OU1	W-7N	5/24/21		Field Specific Conductance		1110		umhos/cm	
OU1	W-7N	5/24/21		Field Temperature		26.1		Degrees C	
OU1	W-7N	11/15/21		1,1-Dichloroethane	<	0.5		ug/L	
OU1	W-7N	11/15/21		1,1-Dichloroethene	<	0.5		ug/L	
OU1	W-7N	11/15/21		1,1,1-Trichloroethane	<	0.5		ug/L	
OU1	W-7N	11/15/21		1,1,2-Trichloroethane	<	0.5		ug/L	
OU1	W-7N	11/15/21		1,1,2,2-Tetrachloroethane	<	0.5		ug/L	
OU1	W-7N	11/15/21		1,2-Dichlorobenzene	<	0.5		ug/L	
OU1	W-7N	11/15/21		1,2-Dichloroethane	<	0.5		ug/L	
OU1	W-7N	11/15/21		1,2-Dichloroethene (total)	<	1		ug/L	
OU1	W-7N	11/15/21		1,2-Dichloropropane	<	0.5		ug/L	
OU1	W-7N	11/15/21		1,3-Dichlorobenzene	<	0.5		ug/L	
OU1	W-7N	11/15/21		1,4-Dichlorobenzene	<	0.5		ug/L	
OU1	W-7N	11/15/21		2-Chloroethylvinylether	<	1		ug/L	
OU1	W-7N	11/15/21		Bromodichloromethane	<	0.5		ug/L	
OU1	W-7N	11/15/21		Bromoform	<	0.5		ug/L	
OU1	W-7N	11/15/21		Bromomethane	<	0.5		ug/L	
OU1	W-7N	11/15/21		Carbon tetrachloride	<	0.5		ug/L	
OU1	W-7N	11/15/21		Chlorobenzene	<	0.5		ug/L	
OU1	W-7N	11/15/21		Chloroethane	<	0.5		ug/L	
OU1	W-7N	11/15/21		Chloroform	<	0.5		ug/L	
OU1	W-7N	11/15/21		Chloromethane	<	0.5		ug/L	
OU1	W-7N	11/15/21		cis-1,2-Dichloroethene	<	0.5		ug/L	
OU1	W-7N	11/15/21		cis-1,3-Dichloropropene	<	0.5		ug/L	

Attachment 1. Table 1. Groundwater analytical data, Site 300, 2021.

OU	Location	Date	Sample Type	Parameter	LOS Indicator	Result	Error	Units	QA Flag
OU1	W-7N	11/15/21		Dibromochloromethane	<	0.5		ug/L	
OU1	W-7N	11/15/21		Dichlorodifluoromethane	<	0.5		ug/L	
OU1	W-7N	11/15/21		Methylene chloride	<	0.5		ug/L	
OU1	W-7N	11/15/21		Tetrachloroethene	<	0.5		ug/L	
OU1	W-7N	11/15/21		trans-1,2-Dichloroethene	<	0.5		ug/L	
OU1	W-7N	11/15/21		trans-1,3-Dichloropropene	<	0.5		ug/L	
OU1	W-7N	11/15/21		Trichloroethene	<	0.5		ug/L	
OU1	W-7N	11/15/21		Trichlorofluoromethane	<	0.5		ug/L	
OU1	W-7N	11/15/21		Trichlorotrifluoroethane	<	0.5		ug/L	
OU1	W-7N	11/15/21		Vinyl chloride	<	0.5		ug/L	
OU1	W-7N	11/15/21		Field Oxidation Potential (Eh)		-277		mVolts	
OU1	W-7N	11/15/21		Field pH		8.15		Units	
OU1	W-7N	11/15/21		Field Specific Conductance		1122		umhos/cm	
OU1	W-7N	11/15/21		Field Temperature		20.2		Degrees C	
OU1	W-7O	3/16/21		1,1-Dichloroethane	<	0.5		ug/L	
OU1	W-7O	3/16/21		1,1-Dichloroethene		3.1		ug/L	
OU1	W-7O	3/16/21		1,1,1-Trichloroethane	<	0.5		ug/L	
OU1	W-7O	3/16/21		1,1,2-Trichloroethane	<	0.5		ug/L	
OU1	W-7O	3/16/21		1,1,2,2-Tetrachloroethane	<	0.5		ug/L	
OU1	W-7O	3/16/21		1,2-Dichlorobenzene	<	0.5		ug/L	
OU1	W-7O	3/16/21		1,2-Dichloroethane	<	0.5		ug/L	
OU1	W-7O	3/16/21		1,2-Dichloroethene (total)	<	1		ug/L	
OU1	W-7O	3/16/21		1,2-Dichloropropane	<	0.5		ug/L	
OU1	W-7O	3/16/21		1,3-Dichlorobenzene	<	0.5		ug/L	
OU1	W-7O	3/16/21		1,4-Dichlorobenzene	<	0.5		ug/L	
OU1	W-7O	3/16/21		2-Chloroethylvinylether	<	1		ug/L	
OU1	W-7O	3/16/21		Bromodichloromethane	<	0.5		ug/L	
OU1	W-7O	3/16/21		Bromoform	<	0.5		ug/L	
OU1	W-7O	3/16/21		Bromomethane	<	0.5		ug/L	
OU1	W-7O	3/16/21		Carbon tetrachloride	<	0.5		ug/L	
OU1	W-7O	3/16/21		Chlorobenzene	<	0.5		ug/L	
OU1	W-7O	3/16/21		Chloroethane	<	0.5		ug/L	
OU1	W-7O	3/16/21		Chloroform	<	0.5		ug/L	
OU1	W-7O	3/16/21		Chloromethane	<	0.5		ug/L	
OU1	W-7O	3/16/21		cis-1,2-Dichloroethene		1.6		ug/L	
OU1	W-7O	3/16/21		cis-1,3-Dichloropropene	<	0.5		ug/L	
OU1	W-7O	3/16/21		Dibromochloromethane	<	0.5		ug/L	
OU1	W-7O	3/16/21		Dichlorodifluoromethane	<	0.5		ug/L	
OU1	W-7O	3/16/21		Methylene chloride	<	0.5		ug/L	
OU1	W-7O	3/16/21		Tetrachloroethene		12		ug/L	
OU1	W-7O	3/16/21		trans-1,2-Dichloroethene	<	0.5		ug/L	
OU1	W-7O	3/16/21		trans-1,3-Dichloropropene	<	0.5		ug/L	
OU1	W-7O	3/16/21		Trichloroethene		140		ug/L	D
OU1	W-7O	3/16/21		Trichlorofluoromethane		0.88		ug/L	
OU1	W-7O	3/16/21		Trichlorotrifluoroethane	<	0.5		ug/L	
OU1	W-7O	3/16/21		Vinyl chloride	<	0.5		ug/L	
OU1	W-7O	4/21/21		1,1-Dichloroethane	<	0.5		ug/L	
OU1	W-7O	4/21/21		1,1-Dichloroethene		3		ug/L	
OU1	W-7O	4/21/21		1,1,1-Trichloroethane	<	0.5		ug/L	
OU1	W-7O	4/21/21		1,1,2-Trichloroethane	<	0.5		ug/L	
OU1	W-7O	4/21/21		1,1,2,2-Tetrachloroethane	<	0.5		ug/L	
OU1	W-7O	4/21/21		1,2-Dichlorobenzene	<	0.5		ug/L	
OU1	W-7O	4/21/21		1,2-Dichloroethane	<	0.5		ug/L	
OU1	W-7O	4/21/21		1,2-Dichloroethene (total)		2.2		ug/L	
OU1	W-7O	4/21/21		1,2-Dichloropropane	<	0.5		ug/L	
OU1	W-7O	4/21/21		1,3-Dichlorobenzene	<	0.5		ug/L	
OU1	W-7O	4/21/21		1,4-Dichlorobenzene	<	0.5		ug/L	
OU1	W-7O	4/21/21		2-Chloroethylvinylether	<	10		ug/L	
OU1	W-7O	4/21/21		Bromodichloromethane	<	0.5		ug/L	
OU1	W-7O	4/21/21		Bromoform	<	0.5		ug/L	
OU1	W-7O	4/21/21		Bromomethane	<	1		ug/L	
OU1	W-7O	4/21/21		Carbon tetrachloride	<	0.5		ug/L	
OU1	W-7O	4/21/21		Chlorobenzene	<	0.5		ug/L	
OU1	W-7O	4/21/21		Chloroethane		1		ug/L	
OU1	W-7O	4/21/21		Chloroform	<	0.5		ug/L	
OU1	W-7O	4/21/21		Chloromethane	<	0.5		ug/L	

Attachment 1. Table 1. Groundwater analytical data, Site 300, 2021.

OU	Location	Date	Sample Type	Parameter	LOS Indicator	Result	Error	Units	QA Flag
OU1	W-7O	4/21/21		cis-1,2-Dichloroethene		2		ug/L	
OU1	W-7O	4/21/21		cis-1,3-Dichloropropene	<	0.5		ug/L	
OU1	W-7O	4/21/21		Dibromochloromethane	<	0.5		ug/L	
OU1	W-7O	4/21/21		Dichlorodifluoromethane	<	0.5		ug/L	
OU1	W-7O	4/21/21		Methylene chloride	<	1		ug/L	
OU1	W-7O	4/21/21		Tetrachloroethene		14		ug/L	
OU1	W-7O	4/21/21		trans-1,2-Dichloroethene	<	0.5		ug/L	
OU1	W-7O	4/21/21		trans-1,3-Dichloropropene	<	0.5		ug/L	
OU1	W-7O	4/21/21		Trichloroethene		240		ug/L	D
OU1	W-7O	4/21/21		Trichlorofluoromethane		0.53		ug/L	
OU1	W-7O	4/21/21		Trichlorotrifluoroethane	<	0.5		ug/L	
OU1	W-7O	4/21/21		Vinyl chloride	<	0.5		ug/L	
OU1	W-7O	8/26/21		1,1-Dichloroethane	<	0.5		ug/L	
OU1	W-7O	8/26/21		1,1-Dichloroethene		3.9		ug/L	
OU1	W-7O	8/26/21		1,1,1-Trichloroethane	<	0.5		ug/L	
OU1	W-7O	8/26/21		1,1,2-Trichloroethane	<	0.5		ug/L	
OU1	W-7O	8/26/21		1,1,2,2-Tetrachloroethane	<	0.5		ug/L	
OU1	W-7O	8/26/21		1,2-Dichlorobenzene	<	0.5		ug/L	
OU1	W-7O	8/26/21		1,2-Dichloroethane	<	0.5		ug/L	
OU1	W-7O	8/26/21		1,2-Dichloroethene (total)	<	1		ug/L	
OU1	W-7O	8/26/21		1,2-Dichloropropane	<	0.5		ug/L	
OU1	W-7O	8/26/21		1,3-Dichlorobenzene	<	0.5		ug/L	
OU1	W-7O	8/26/21		1,4-Dichlorobenzene	<	0.5		ug/L	
OU1	W-7O	8/26/21		2-Chloroethylvinylether	<	1		ug/L	
OU1	W-7O	8/26/21		Bromodichloromethane	<	0.5		ug/L	
OU1	W-7O	8/26/21		Bromoform	<	0.5		ug/L	
OU1	W-7O	8/26/21		Bromomethane	<	0.5		ug/L	
OU1	W-7O	8/26/21		Carbon tetrachloride	<	0.5		ug/L	
OU1	W-7O	8/26/21		Chlorobenzene	<	0.5		ug/L	
OU1	W-7O	8/26/21		Chloroethane	<	0.5		ug/L	
OU1	W-7O	8/26/21		Chloroform	<	0.5		ug/L	
OU1	W-7O	8/26/21		Chloromethane	<	0.5		ug/L	
OU1	W-7O	8/26/21		cis-1,2-Dichloroethene		2.1		ug/L	
OU1	W-7O	8/26/21		cis-1,3-Dichloropropene	<	0.5		ug/L	
OU1	W-7O	8/26/21		Dibromochloromethane	<	0.5		ug/L	
OU1	W-7O	8/26/21		Dichlorodifluoromethane	<	0.5		ug/L	
OU1	W-7O	8/26/21		Methylene chloride	<	0.5		ug/L	
OU1	W-7O	8/26/21		Tetrachloroethene		18		ug/L	
OU1	W-7O	8/26/21		trans-1,2-Dichloroethene	<	0.5		ug/L	
OU1	W-7O	8/26/21		trans-1,3-Dichloropropene	<	0.5		ug/L	
OU1	W-7O	8/26/21		Trichloroethene		250		ug/L	
OU1	W-7O	8/26/21		Trichlorofluoromethane		0.87		ug/L	
OU1	W-7O	8/26/21		Trichlorotrifluoroethane	<	0.5		ug/L	
OU1	W-7O	8/26/21		Vinyl chloride	<	0.5		ug/L	
OU1	W-7P	3/22/21		1,1-Dichloroethane	<	0.5		ug/L	
OU1	W-7P	3/22/21		1,1-Dichloroethene	<	0.5		ug/L	
OU1	W-7P	3/22/21		1,1,1-Trichloroethane	<	0.5		ug/L	
OU1	W-7P	3/22/21		1,1,2-Trichloroethane	<	0.5		ug/L	
OU1	W-7P	3/22/21		1,1,2,2-Tetrachloroethane	<	0.5		ug/L	
OU1	W-7P	3/22/21		1,2-Dichlorobenzene	<	0.5		ug/L	
OU1	W-7P	3/22/21		1,2-Dichloroethane	<	0.5		ug/L	
OU1	W-7P	3/22/21		1,2-Dichloroethene (total)	<	1		ug/L	
OU1	W-7P	3/22/21		1,2-Dichloropropane	<	0.5		ug/L	
OU1	W-7P	3/22/21		1,3-Dichlorobenzene	<	0.5		ug/L	
OU1	W-7P	3/22/21		1,4-Dichlorobenzene	<	0.5		ug/L	
OU1	W-7P	3/22/21		2-Chloroethylvinylether	<	1		ug/L	L
OU1	W-7P	3/22/21		Bromodichloromethane	<	0.5		ug/L	
OU1	W-7P	3/22/21		Bromoform	<	0.5		ug/L	
OU1	W-7P	3/22/21		Bromomethane	<	0.5		ug/L	
OU1	W-7P	3/22/21		Carbon tetrachloride	<	0.5		ug/L	
OU1	W-7P	3/22/21		Chlorobenzene	<	0.5		ug/L	
OU1	W-7P	3/22/21		Chloroethane	<	0.5		ug/L	
OU1	W-7P	3/22/21		Chloroform	<	0.5		ug/L	
OU1	W-7P	3/22/21		Chloromethane	<	0.5		ug/L	
OU1	W-7P	3/22/21		cis-1,2-Dichloroethene	<	0.5		ug/L	
OU1	W-7P	3/22/21		cis-1,3-Dichloropropene	<	0.5		ug/L	

Attachment 1. Table 1. Groundwater analytical data, Site 300, 2021.

OU	Location	Date	Sample Type	Parameter	LOS Indicator	Result	Error	Units	QA Flag
OU1	W-7P	3/22/21		Dibromochloromethane	<	0.5		ug/L	
OU1	W-7P	3/22/21		Dichlorodifluoromethane	<	0.5		ug/L	
OU1	W-7P	3/22/21		Methylene chloride	<	0.5		ug/L	
OU1	W-7P	3/22/21		Tetrachloroethene	<	0.5		ug/L	
OU1	W-7P	3/22/21		trans-1,2-Dichloroethene	<	0.5		ug/L	
OU1	W-7P	3/22/21		trans-1,3-Dichloropropene	<	0.5		ug/L	
OU1	W-7P	3/22/21		Trichloroethene	<	0.5		ug/L	
OU1	W-7P	3/22/21		Trichlorofluoromethane	<	0.5		ug/L	
OU1	W-7P	3/22/21		Trichlorotrifluoroethane	<	0.5		ug/L	
OU1	W-7P	3/22/21		Vinyl chloride	<	0.5		ug/L	
OU1	W-7P	4/21/21		1,1-Dichloroethane	<	0.5		ug/L	
OU1	W-7P	4/21/21		1,1-Dichloroethene	<	0.5		ug/L	
OU1	W-7P	4/21/21		1,1,1-Trichloroethane	<	0.5		ug/L	
OU1	W-7P	4/21/21		1,1,2-Trichloroethane	<	0.5		ug/L	
OU1	W-7P	4/21/21		1,1,2,2-Tetrachloroethane	<	0.5		ug/L	
OU1	W-7P	4/21/21		1,2-Dichlorobenzene	<	0.5		ug/L	
OU1	W-7P	4/21/21		1,2-Dichloroethane	<	0.5		ug/L	
OU1	W-7P	4/21/21		1,2-Dichloroethene (total)	<	1		ug/L	
OU1	W-7P	4/21/21		1,2-Dichloropropane	<	0.5		ug/L	
OU1	W-7P	4/21/21		1,3-Dichlorobenzene	<	0.5		ug/L	
OU1	W-7P	4/21/21		1,4-Dichlorobenzene	<	0.5		ug/L	
OU1	W-7P	4/21/21		2-Chloroethylvinylether	<	10		ug/L	
OU1	W-7P	4/21/21		Bromodichloromethane	<	0.5		ug/L	
OU1	W-7P	4/21/21		Bromoform	<	0.5		ug/L	
OU1	W-7P	4/21/21		Bromomethane	<	1		ug/L	
OU1	W-7P	4/21/21		Carbon tetrachloride	<	0.5		ug/L	
OU1	W-7P	4/21/21		Chlorobenzene	<	0.5		ug/L	
OU1	W-7P	4/21/21		Chloroethane	<	0.5		ug/L	
OU1	W-7P	4/21/21		Chloroform	<	0.5		ug/L	
OU1	W-7P	4/21/21		Chloromethane	<	0.5		ug/L	
OU1	W-7P	4/21/21		cis-1,2-Dichloroethene	<	0.5		ug/L	
OU1	W-7P	4/21/21		cis-1,3-Dichloropropene	<	0.5		ug/L	
OU1	W-7P	4/21/21		Dibromochloromethane	<	0.5		ug/L	
OU1	W-7P	4/21/21		Dichlorodifluoromethane	<	0.5		ug/L	
OU1	W-7P	4/21/21		Methylene chloride	<	1		ug/L	
OU1	W-7P	4/21/21		Tetrachloroethene	<	0.5		ug/L	
OU1	W-7P	4/21/21		trans-1,2-Dichloroethene	<	0.5		ug/L	
OU1	W-7P	4/21/21		trans-1,3-Dichloropropene	<	0.5		ug/L	
OU1	W-7P	4/21/21		Trichloroethene	<	0.5		ug/L	
OU1	W-7P	4/21/21		Trichlorofluoromethane	<	0.5		ug/L	
OU1	W-7P	4/21/21		Trichlorotrifluoroethane	<	0.5		ug/L	
OU1	W-7P	4/21/21		Vinyl chloride	<	0.5		ug/L	
OU1	W-7P	8/26/21		1,1-Dichloroethane	<	0.5		ug/L	
OU1	W-7P	8/26/21		1,1-Dichloroethene	<	0.5		ug/L	
OU1	W-7P	8/26/21		1,1,1-Trichloroethane	<	0.5		ug/L	
OU1	W-7P	8/26/21		1,1,2-Trichloroethane	<	0.5		ug/L	
OU1	W-7P	8/26/21		1,1,2,2-Tetrachloroethane	<	0.5		ug/L	
OU1	W-7P	8/26/21		1,2-Dichlorobenzene	<	0.5		ug/L	
OU1	W-7P	8/26/21		1,2-Dichloroethane	<	0.5		ug/L	
OU1	W-7P	8/26/21		1,2-Dichloroethene (total)	<	1		ug/L	
OU1	W-7P	8/26/21		1,2-Dichloropropane	<	0.5		ug/L	
OU1	W-7P	8/26/21		1,3-Dichlorobenzene	<	0.5		ug/L	
OU1	W-7P	8/26/21		1,4-Dichlorobenzene	<	0.5		ug/L	
OU1	W-7P	8/26/21		2-Chloroethylvinylether	<	1		ug/L	
OU1	W-7P	8/26/21		Bromodichloromethane	<	0.5		ug/L	
OU1	W-7P	8/26/21		Bromoform	<	0.5		ug/L	
OU1	W-7P	8/26/21		Bromomethane	<	0.5		ug/L	
OU1	W-7P	8/26/21		Carbon tetrachloride	<	0.5		ug/L	
OU1	W-7P	8/26/21		Chlorobenzene	<	0.5		ug/L	
OU1	W-7P	8/26/21		Chloroethane	<	0.5		ug/L	
OU1	W-7P	8/26/21		Chloroform	<	0.5		ug/L	
OU1	W-7P	8/26/21		Chloromethane	<	0.5		ug/L	
OU1	W-7P	8/26/21		cis-1,2-Dichloroethene	<	0.5		ug/L	
OU1	W-7P	8/26/21		cis-1,3-Dichloropropene	<	0.5		ug/L	
OU1	W-7P	8/26/21		Dibromochloromethane	<	0.5		ug/L	
OU1	W-7P	8/26/21		Dichlorodifluoromethane	<	0.5		ug/L	

Attachment 1. Table 1. Groundwater analytical data, Site 300, 2021.

OU	Location	Date	Sample Type	Parameter	LOS Indicator	Result	Error	Units	QA Flag
OU1	W-7P	8/26/21		Methylene chloride	<	0.5		ug/L	
OU1	W-7P	8/26/21		Tetrachloroethene	<	0.5		ug/L	
OU1	W-7P	8/26/21		trans-1,2-Dichloroethene	<	0.5		ug/L	
OU1	W-7P	8/26/21		trans-1,3-Dichloropropene	<	0.5		ug/L	
OU1	W-7P	8/26/21		Trichloroethene	<	0.5		ug/L	
OU1	W-7P	8/26/21		Trichlorofluoromethane	<	0.5		ug/L	
OU1	W-7P	8/26/21		Trichlorotrifluoroethane	<	0.5		ug/L	
OU1	W-7P	8/26/21		Vinyl chloride	<	0.5		ug/L	
OU1	W-7Q	5/17/21		1,1-Dichloroethane	<	0.5		ug/L	
OU1	W-7Q	5/17/21		1,1-Dichloroethene	<	0.5		ug/L	
OU1	W-7Q	5/17/21		1,1,1-Trichloroethane	<	0.5		ug/L	
OU1	W-7Q	5/17/21		1,1,2-Trichloroethane	<	0.5		ug/L	
OU1	W-7Q	5/17/21		1,1,2,2-Tetrachloroethane	<	0.5		ug/L	
OU1	W-7Q	5/17/21		1,2-Dichlorobenzene	<	0.5		ug/L	
OU1	W-7Q	5/17/21		1,2-Dichloroethane	<	0.5		ug/L	
OU1	W-7Q	5/17/21		1,2-Dichloroethene (total)	<	1		ug/L	
OU1	W-7Q	5/17/21		1,2-Dichloropropane	<	0.5		ug/L	
OU1	W-7Q	5/17/21		1,3-Dichlorobenzene	<	0.5		ug/L	
OU1	W-7Q	5/17/21		1,4-Dichlorobenzene	<	0.5		ug/L	
OU1	W-7Q	5/17/21		2-Chloroethylvinylether	<	10		ug/L	
OU1	W-7Q	5/17/21		Bromodichloromethane	<	0.5		ug/L	
OU1	W-7Q	5/17/21		Bromoform	<	0.5		ug/L	
OU1	W-7Q	5/17/21		Bromomethane	<	1		ug/L	
OU1	W-7Q	5/17/21		Carbon tetrachloride	<	0.5		ug/L	
OU1	W-7Q	5/17/21		Chlorobenzene	<	0.5		ug/L	
OU1	W-7Q	5/17/21		Chloroethane	<	0.5		ug/L	
OU1	W-7Q	5/17/21		Chloroform	<	0.5		ug/L	
OU1	W-7Q	5/17/21		Chloromethane	<	0.5		ug/L	
OU1	W-7Q	5/17/21		cis-1,2-Dichloroethene	<	0.5		ug/L	
OU1	W-7Q	5/17/21		cis-1,3-Dichloropropene	<	0.5		ug/L	
OU1	W-7Q	5/17/21		Dibromochloromethane	<	0.5		ug/L	
OU1	W-7Q	5/17/21		Dichlorodifluoromethane	<	0.5		ug/L	
OU1	W-7Q	5/17/21		Methylene chloride	<	1		ug/L	
OU1	W-7Q	5/17/21		Tetrachloroethene		0.59		ug/L	
OU1	W-7Q	5/17/21		trans-1,2-Dichloroethene	<	0.5		ug/L	
OU1	W-7Q	5/17/21		trans-1,3-Dichloropropene	<	0.5		ug/L	
OU1	W-7Q	5/17/21		Trichloroethene		5.6		ug/L	
OU1	W-7Q	5/17/21		Trichlorofluoromethane	<	0.5		ug/L	
OU1	W-7Q	5/17/21		Trichlorotrifluoroethane	<	0.5		ug/L	
OU1	W-7Q	5/17/21		Vinyl chloride	<	0.5		ug/L	
OU1	W-7Q	5/17/21		Field Oxidation Potential (Eh)		289		mVolts	
OU1	W-7Q	5/17/21		Field pH		7.86		Units	
OU1	W-7Q	5/17/21		Field Specific Conductance		1269		umhos/cm	
OU1	W-7Q	5/17/21		Field Temperature		20		Degrees C	
OU1	W-7R	3/16/21		1,1-Dichloroethane	<	0.5		ug/L	
OU1	W-7R	3/16/21		1,1-Dichloroethene	<	0.5		ug/L	
OU1	W-7R	3/16/21		1,1,1-Trichloroethane	<	0.5		ug/L	
OU1	W-7R	3/16/21		1,1,2-Trichloroethane	<	0.5		ug/L	
OU1	W-7R	3/16/21		1,1,2,2-Tetrachloroethane	<	0.5		ug/L	
OU1	W-7R	3/16/21		1,2-Dichlorobenzene	<	0.5		ug/L	
OU1	W-7R	3/16/21		1,2-Dichloroethane	<	0.5		ug/L	
OU1	W-7R	3/16/21		1,2-Dichloroethene (total)	<	1		ug/L	
OU1	W-7R	3/16/21		1,2-Dichloropropane	<	0.5		ug/L	
OU1	W-7R	3/16/21		1,3-Dichlorobenzene	<	0.5		ug/L	
OU1	W-7R	3/16/21		1,4-Dichlorobenzene	<	0.5		ug/L	
OU1	W-7R	3/16/21		2-Chloroethylvinylether	<	1		ug/L	
OU1	W-7R	3/16/21		Bromodichloromethane	<	0.5		ug/L	
OU1	W-7R	3/16/21		Bromoform	<	0.5		ug/L	
OU1	W-7R	3/16/21		Bromomethane	<	0.5		ug/L	
OU1	W-7R	3/16/21		Carbon tetrachloride	<	0.5		ug/L	
OU1	W-7R	3/16/21		Chlorobenzene	<	0.5		ug/L	
OU1	W-7R	3/16/21		Chloroethane		4.3		ug/L	
OU1	W-7R	3/16/21		Chloroform	<	0.5		ug/L	
OU1	W-7R	3/16/21		Chloromethane	<	0.5		ug/L	
OU1	W-7R	3/16/21		cis-1,2-Dichloroethene	<	0.5		ug/L	
OU1	W-7R	3/16/21		cis-1,3-Dichloropropene	<	0.5		ug/L	

Attachment 1. Table 1. Groundwater analytical data, Site 300, 2021.

OU	Location	Date	Sample Type	Parameter	LOS Indicator	Result	Error	Units	QA Flag
OU1	W-7R	3/16/21		Dibromochloromethane	<	0.5		ug/L	
OU1	W-7R	3/16/21		Dichlorodifluoromethane	<	0.5		ug/L	
OU1	W-7R	3/16/21		Methylene chloride		0.92		ug/L	
OU1	W-7R	3/16/21		Tetrachloroethene		0.99		ug/L	
OU1	W-7R	3/16/21		trans-1,2-Dichloroethene	<	0.5		ug/L	
OU1	W-7R	3/16/21		trans-1,3-Dichloropropene	<	0.5		ug/L	
OU1	W-7R	3/16/21		Trichloroethene		15		ug/L	
OU1	W-7R	3/16/21		Trichlorofluoromethane	<	0.5		ug/L	
OU1	W-7R	3/16/21		Trichlorotrifluoroethane	<	0.5		ug/L	
OU1	W-7R	3/16/21		Vinyl chloride	<	0.5		ug/L	
OU1	W-7R	4/21/21		1,1-Dichloroethane	<	0.5		ug/L	
OU1	W-7R	4/21/21		1,1-Dichloroethene		0.71		ug/L	
OU1	W-7R	4/21/21		1,1,1-Trichloroethane	<	0.5		ug/L	
OU1	W-7R	4/21/21		1,1,2-Trichloroethane	<	0.5		ug/L	
OU1	W-7R	4/21/21		1,1,2,2-Tetrachloroethane	<	0.5		ug/L	
OU1	W-7R	4/21/21		1,2-Dichlorobenzene	<	0.5		ug/L	
OU1	W-7R	4/21/21		1,2-Dichloroethane	<	0.5		ug/L	
OU1	W-7R	4/21/21		1,2-Dichloroethene (total)	<	1		ug/L	
OU1	W-7R	4/21/21		1,2-Dichloropropane	<	0.5		ug/L	
OU1	W-7R	4/21/21		1,3-Dichlorobenzene	<	0.5		ug/L	
OU1	W-7R	4/21/21		1,4-Dichlorobenzene	<	0.5		ug/L	
OU1	W-7R	4/21/21		2-Chloroethylvinylether	<	10		ug/L	
OU1	W-7R	4/21/21		Bromodichloromethane	<	0.5		ug/L	
OU1	W-7R	4/21/21		Bromoform	<	0.5		ug/L	
OU1	W-7R	4/21/21		Bromomethane	<	1		ug/L	
OU1	W-7R	4/21/21		Carbon tetrachloride	<	0.5		ug/L	
OU1	W-7R	4/21/21		Chlorobenzene	<	0.5		ug/L	
OU1	W-7R	4/21/21		Chloroethane	<	0.5		ug/L	
OU1	W-7R	4/21/21		Chloroform	<	0.5		ug/L	
OU1	W-7R	4/21/21		Chloromethane	<	0.5		ug/L	
OU1	W-7R	4/21/21		cis-1,2-Dichloroethene		0.81		ug/L	
OU1	W-7R	4/21/21		cis-1,3-Dichloropropene	<	0.5		ug/L	
OU1	W-7R	4/21/21		Dibromochloromethane	<	0.5		ug/L	
OU1	W-7R	4/21/21		Dichlorodifluoromethane	<	0.5		ug/L	
OU1	W-7R	4/21/21		Methylene chloride	<	1		ug/L	
OU1	W-7R	4/21/21		Tetrachloroethene		2.7		ug/L	
OU1	W-7R	4/21/21		trans-1,2-Dichloroethene	<	0.5		ug/L	
OU1	W-7R	4/21/21		trans-1,3-Dichloropropene	<	0.5		ug/L	
OU1	W-7R	4/21/21		Trichloroethene		43		ug/L	
OU1	W-7R	4/21/21		Trichlorofluoromethane	<	0.5		ug/L	
OU1	W-7R	4/21/21		Trichlorotrifluoroethane	<	0.5		ug/L	
OU1	W-7R	4/21/21		Vinyl chloride	<	0.5		ug/L	
OU1	W-7R	8/26/21		1,1-Dichloroethane	<	0.5		ug/L	
OU1	W-7R	8/26/21		1,1-Dichloroethene	<	0.5		ug/L	
OU1	W-7R	8/26/21		1,1,1-Trichloroethane	<	0.5		ug/L	
OU1	W-7R	8/26/21		1,1,2-Trichloroethane	<	0.5		ug/L	
OU1	W-7R	8/26/21		1,1,2,2-Tetrachloroethane	<	0.5		ug/L	
OU1	W-7R	8/26/21		1,2-Dichlorobenzene	<	0.5		ug/L	
OU1	W-7R	8/26/21		1,2-Dichloroethane	<	0.5		ug/L	
OU1	W-7R	8/26/21		1,2-Dichloroethene (total)	<	1		ug/L	
OU1	W-7R	8/26/21		1,2-Dichloropropane	<	0.5		ug/L	
OU1	W-7R	8/26/21		1,3-Dichlorobenzene	<	0.5		ug/L	
OU1	W-7R	8/26/21		1,4-Dichlorobenzene	<	0.5		ug/L	
OU1	W-7R	8/26/21		2-Chloroethylvinylether	<	1		ug/L	
OU1	W-7R	8/26/21		Bromodichloromethane	<	0.5		ug/L	
OU1	W-7R	8/26/21		Bromoform	<	0.5		ug/L	
OU1	W-7R	8/26/21		Bromomethane	<	0.5		ug/L	
OU1	W-7R	8/26/21		Carbon tetrachloride	<	0.5		ug/L	
OU1	W-7R	8/26/21		Chlorobenzene	<	0.5		ug/L	
OU1	W-7R	8/26/21		Chloroethane	<	0.5		ug/L	
OU1	W-7R	8/26/21		Chloroform	<	0.5		ug/L	
OU1	W-7R	8/26/21		Chloromethane	<	0.5		ug/L	
OU1	W-7R	8/26/21		cis-1,2-Dichloroethene		0.96		ug/L	
OU1	W-7R	8/26/21		cis-1,3-Dichloropropene	<	0.5		ug/L	
OU1	W-7R	8/26/21		Dibromochloromethane	<	0.5		ug/L	
OU1	W-7R	8/26/21		Dichlorodifluoromethane	<	0.5		ug/L	

Attachment 1. Table 1. Groundwater analytical data, Site 300, 2021.

OU	Location	Date	Sample Type	Parameter	LOS Indicator	Result	Error	Units	QA Flag
OU1	W-7R	8/26/21		Methylene chloride	<	0.5		ug/L	
OU1	W-7R	8/26/21		Tetrachloroethene		2		ug/L	
OU1	W-7R	8/26/21		trans-1,2-Dichloroethene	<	0.5		ug/L	
OU1	W-7R	8/26/21		trans-1,3-Dichloropropene	<	0.5		ug/L	
OU1	W-7R	8/26/21		Trichloroethene		30		ug/L	
OU1	W-7R	8/26/21		Trichlorofluoromethane	<	0.5		ug/L	
OU1	W-7R	8/26/21		Trichlorotrifluoroethane	<	0.5		ug/L	
OU1	W-7R	8/26/21		Vinyl chloride	<	0.5		ug/L	
OU1	W-7R	10/14/21		1,1-Dichloroethane	<	0.5		ug/L	
OU1	W-7R	10/14/21		1,1-Dichloroethene		0.59		ug/L	
OU1	W-7R	10/14/21		1,1,1-Trichloroethane	<	0.5		ug/L	
OU1	W-7R	10/14/21		1,1,2-Trichloroethane	<	0.5		ug/L	
OU1	W-7R	10/14/21		1,1,2,2-Tetrachloroethane	<	0.5		ug/L	
OU1	W-7R	10/14/21		1,2-Dichlorobenzene	<	0.5		ug/L	
OU1	W-7R	10/14/21		1,2-Dichloroethane	<	0.5		ug/L	
OU1	W-7R	10/14/21		1,2-Dichloroethene (total)		1.1		ug/L	
OU1	W-7R	10/14/21		1,2-Dichloropropane	<	0.5		ug/L	
OU1	W-7R	10/14/21		1,3-Dichlorobenzene	<	0.5		ug/L	
OU1	W-7R	10/14/21		1,4-Dichlorobenzene	<	0.5		ug/L	
OU1	W-7R	10/14/21		2-Chloroethylvinylether	<	10		ug/L	
OU1	W-7R	10/14/21		Bromodichloromethane	<	0.5		ug/L	
OU1	W-7R	10/14/21		Bromoform	<	0.5		ug/L	
OU1	W-7R	10/14/21		Bromomethane	<	1		ug/L	
OU1	W-7R	10/14/21		Carbon tetrachloride	<	0.5		ug/L	
OU1	W-7R	10/14/21		Chlorobenzene	<	0.5		ug/L	
OU1	W-7R	10/14/21		Chloroethane	<	0.5		ug/L	
OU1	W-7R	10/14/21		Chloroform	<	0.5		ug/L	
OU1	W-7R	10/14/21		Chloromethane	<	0.5		ug/L	
OU1	W-7R	10/14/21		cis-1,2-Dichloroethene		1.1		ug/L	
OU1	W-7R	10/14/21		cis-1,3-Dichloropropene	<	0.5		ug/L	
OU1	W-7R	10/14/21		Dibromochloromethane	<	0.5		ug/L	
OU1	W-7R	10/14/21		Dichlorodifluoromethane	<	0.5		ug/L	
OU1	W-7R	10/14/21		Methylene chloride	<	1		ug/L	
OU1	W-7R	10/14/21		Tetrachloroethene		1.9		ug/L	
OU1	W-7R	10/14/21		trans-1,2-Dichloroethene	<	0.5		ug/L	
OU1	W-7R	10/14/21		trans-1,3-Dichloropropene	<	0.5		ug/L	
OU1	W-7R	10/14/21		Trichloroethene		31		ug/L	
OU1	W-7R	10/14/21		Trichlorofluoromethane	<	0.5		ug/L	
OU1	W-7R	10/14/21		Trichlorotrifluoroethane	<	0.5		ug/L	
OU1	W-7R	10/14/21		Vinyl chloride	<	0.5		ug/L	
OU1	W-7S	5/18/21		1,1-Dichloroethane	<	0.5		ug/L	
OU1	W-7S	5/18/21		1,1-Dichloroethene	<	0.5		ug/L	
OU1	W-7S	5/18/21		1,1,1-Trichloroethane	<	0.5		ug/L	
OU1	W-7S	5/18/21		1,1,2-Trichloroethane	<	0.5		ug/L	
OU1	W-7S	5/18/21		1,1,2,2-Tetrachloroethane	<	0.5		ug/L	
OU1	W-7S	5/18/21		1,2-Dichlorobenzene	<	0.5		ug/L	
OU1	W-7S	5/18/21		1,2-Dichloroethane	<	0.5		ug/L	
OU1	W-7S	5/18/21		1,2-Dichloroethene (total)	<	1		ug/L	
OU1	W-7S	5/18/21		1,2-Dichloropropane	<	0.5		ug/L	
OU1	W-7S	5/18/21		1,3-Dichlorobenzene	<	0.5		ug/L	
OU1	W-7S	5/18/21		1,4-Dichlorobenzene	<	0.5		ug/L	
OU1	W-7S	5/18/21		2-Chloroethylvinylether	<	10		ug/L	
OU1	W-7S	5/18/21		Bromodichloromethane	<	0.5		ug/L	
OU1	W-7S	5/18/21		Bromoform	<	0.5		ug/L	
OU1	W-7S	5/18/21		Bromomethane	<	1		ug/L	
OU1	W-7S	5/18/21		Carbon tetrachloride	<	0.5		ug/L	
OU1	W-7S	5/18/21		Chlorobenzene	<	0.5		ug/L	
OU1	W-7S	5/18/21		Chloroethane	<	0.5		ug/L	
OU1	W-7S	5/18/21		Chloroform	<	0.5		ug/L	
OU1	W-7S	5/18/21		Chloromethane	<	0.5		ug/L	
OU1	W-7S	5/18/21		cis-1,2-Dichloroethene	<	0.5		ug/L	
OU1	W-7S	5/18/21		cis-1,3-Dichloropropene	<	0.5		ug/L	
OU1	W-7S	5/18/21		Dibromochloromethane	<	0.5		ug/L	
OU1	W-7S	5/18/21		Dichlorodifluoromethane	<	0.5		ug/L	
OU1	W-7S	5/18/21		Methylene chloride	<	1		ug/L	
OU1	W-7S	5/18/21		Tetrachloroethene	<	0.5		ug/L	

Attachment 1. Table 1. Groundwater analytical data, Site 300, 2021.

OU	Location	Date	Sample Type	Parameter	LOS Indicator	Result	Error	Units	QA Flag
OU1	W-7S	5/18/21		trans-1,2-Dichloroethene	<	0.5		ug/L	
OU1	W-7S	5/18/21		trans-1,3-Dichloropropene	<	0.5		ug/L	
OU1	W-7S	5/18/21		Trichloroethene		1.2		ug/L	
OU1	W-7S	5/18/21		Trichlorofluoromethane	<	0.5		ug/L	
OU1	W-7S	5/18/21		Trichlorotrifluoroethane	<	0.5		ug/L	
OU1	W-7S	5/18/21		Vinyl chloride	<	0.5		ug/L	
OU1	W-7S	5/18/21		Field Oxidation Potential (Eh)		245		mVolts	
OU1	W-7S	5/18/21		Field pH		7.49		Units	
OU1	W-7S	5/18/21		Field Specific Conductance		1473		umhos/cm	
OU1	W-7S	5/18/21		Field Temperature		19.5		Degrees C	
OU1	W-7S	11/3/21		1,1-Dichloroethane	<	0.5		ug/L	
OU1	W-7S	11/3/21		1,1-Dichloroethene	<	0.5		ug/L	
OU1	W-7S	11/3/21		1,1,1-Trichloroethane	<	0.5		ug/L	
OU1	W-7S	11/3/21		1,1,2-Trichloroethane	<	0.5		ug/L	
OU1	W-7S	11/3/21		1,1,2,2-Tetrachloroethane	<	0.5		ug/L	
OU1	W-7S	11/3/21		1,2-Dichlorobenzene	<	0.5		ug/L	
OU1	W-7S	11/3/21		1,2-Dichloroethane	<	0.5		ug/L	
OU1	W-7S	11/3/21		1,2-Dichloroethene (total)	<	1		ug/L	
OU1	W-7S	11/3/21		1,2-Dichloropropane	<	0.5		ug/L	
OU1	W-7S	11/3/21		1,3-Dichlorobenzene	<	0.5		ug/L	
OU1	W-7S	11/3/21		1,4-Dichlorobenzene	<	0.5		ug/L	
OU1	W-7S	11/3/21		2-Chloroethylvinylether	<	10		ug/L	
OU1	W-7S	11/3/21		Bromodichloromethane	<	0.5		ug/L	
OU1	W-7S	11/3/21		Bromoform	<	0.5		ug/L	
OU1	W-7S	11/3/21		Bromomethane	<	1		ug/L	
OU1	W-7S	11/3/21		Carbon tetrachloride	<	0.5		ug/L	
OU1	W-7S	11/3/21		Chlorobenzene	<	0.5		ug/L	
OU1	W-7S	11/3/21		Chloroethane	<	0.5		ug/L	
OU1	W-7S	11/3/21		Chloroform	<	0.5		ug/L	
OU1	W-7S	11/3/21		Chloromethane	<	0.5		ug/L	
OU1	W-7S	11/3/21		cis-1,2-Dichloroethene	<	0.5		ug/L	
OU1	W-7S	11/3/21		cis-1,3-Dichloropropene	<	0.5		ug/L	
OU1	W-7S	11/3/21		Dibromochloromethane	<	0.5		ug/L	
OU1	W-7S	11/3/21		Dichlorodifluoromethane	<	0.5		ug/L	
OU1	W-7S	11/3/21		Methylene chloride	<	1		ug/L	
OU1	W-7S	11/3/21		Tetrachloroethene	<	0.5		ug/L	
OU1	W-7S	11/3/21		trans-1,2-Dichloroethene	<	0.5		ug/L	
OU1	W-7S	11/3/21		trans-1,3-Dichloropropene	<	0.5		ug/L	
OU1	W-7S	11/3/21		Trichloroethene		1.2		ug/L	
OU1	W-7S	11/3/21		Trichlorofluoromethane	<	0.5		ug/L	
OU1	W-7S	11/3/21		Trichlorotrifluoroethane	<	0.5		ug/L	
OU1	W-7S	11/3/21		Vinyl chloride	<	0.5		ug/L	
OU1	W-7S	11/3/21		Field Oxidation Potential (Eh)		118		mVolts	
OU1	W-7S	11/3/21		Field pH		7.7		Units	
OU1	W-7S	11/3/21		Field Specific Conductance		1390		umhos/cm	
OU1	W-7S	11/3/21		Field Temperature		20.4		Degrees C	
OU1	W-7T	5/18/21		1,1-Dichloroethane	<	0.5		ug/L	
OU1	W-7T	5/18/21		1,1-Dichloroethene	<	0.5		ug/L	
OU1	W-7T	5/18/21		1,1,1-Trichloroethane	<	0.5		ug/L	
OU1	W-7T	5/18/21		1,1,2-Trichloroethane	<	0.5		ug/L	
OU1	W-7T	5/18/21		1,1,2,2-Tetrachloroethane	<	0.5		ug/L	
OU1	W-7T	5/18/21		1,2-Dichlorobenzene	<	0.5		ug/L	
OU1	W-7T	5/18/21		1,2-Dichloroethane	<	0.5		ug/L	
OU1	W-7T	5/18/21		1,2-Dichloroethene (total)	<	1		ug/L	
OU1	W-7T	5/18/21		1,2-Dichloropropane	<	0.5		ug/L	
OU1	W-7T	5/18/21		1,3-Dichlorobenzene	<	0.5		ug/L	
OU1	W-7T	5/18/21		1,4-Dichlorobenzene	<	0.5		ug/L	
OU1	W-7T	5/18/21		2-Chloroethylvinylether	<	10		ug/L	
OU1	W-7T	5/18/21		Bromodichloromethane	<	0.5		ug/L	
OU1	W-7T	5/18/21		Bromoform	<	0.5		ug/L	
OU1	W-7T	5/18/21		Bromomethane	<	1		ug/L	
OU1	W-7T	5/18/21		Carbon tetrachloride	<	0.5		ug/L	
OU1	W-7T	5/18/21		Chlorobenzene	<	0.5		ug/L	
OU1	W-7T	5/18/21		Chloroethane	<	0.5		ug/L	
OU1	W-7T	5/18/21		Chloroform	<	0.5		ug/L	
OU1	W-7T	5/18/21		Chloromethane	<	0.5		ug/L	

Attachment 1. Table 1. Groundwater analytical data, Site 300, 2021.

OU	Location	Date	Sample Type	Parameter	LOS Indicator	Result	Error	Units	QA Flag
OU1	W-7T	5/18/21		cis-1,2-Dichloroethene	<	0.5		ug/L	
OU1	W-7T	5/18/21		cis-1,3-Dichloropropene	<	0.5		ug/L	
OU1	W-7T	5/18/21		Dibromochloromethane	<	0.5		ug/L	
OU1	W-7T	5/18/21		Dichlorodifluoromethane	<	0.5		ug/L	
OU1	W-7T	5/18/21		Methylene chloride	<	1		ug/L	
OU1	W-7T	5/18/21		Tetrachloroethene	<	0.5		ug/L	
OU1	W-7T	5/18/21		trans-1,2-Dichloroethene	<	0.5		ug/L	
OU1	W-7T	5/18/21		trans-1,3-Dichloropropene	<	0.5		ug/L	
OU1	W-7T	5/18/21		Trichloroethene	<	0.5		ug/L	
OU1	W-7T	5/18/21		Trichlorofluoromethane	<	0.5		ug/L	
OU1	W-7T	5/18/21		Trichlorotrifluoroethane	<	0.5		ug/L	
OU1	W-7T	5/18/21		Vinyl chloride	<	0.5		ug/L	
OU1	W-7T	5/18/21		Field Oxidation Potential (Eh)		262		mVolts	
OU1	W-7T	5/18/21		Field pH		7.44		Units	
OU1	W-7T	5/18/21		Field Specific Conductance		1531		umhos/cm	
OU1	W-7T	5/18/21		Field Temperature		19.6		Degrees C	
OU1	W-7T	11/3/21		1,1-Dichloroethane	<	0.5		ug/L	
OU1	W-7T	11/3/21		1,1-Dichloroethene	<	0.5		ug/L	
OU1	W-7T	11/3/21		1,1,1-Trichloroethane	<	0.5		ug/L	
OU1	W-7T	11/3/21		1,1,2-Trichloroethane	<	0.5		ug/L	
OU1	W-7T	11/3/21		1,1,2,2-Tetrachloroethane	<	0.5		ug/L	
OU1	W-7T	11/3/21		1,2-Dichlorobenzene	<	0.5		ug/L	
OU1	W-7T	11/3/21		1,2-Dichloroethane	<	0.5		ug/L	
OU1	W-7T	11/3/21		1,2-Dichloroethene (total)	<	1		ug/L	
OU1	W-7T	11/3/21		1,2-Dichloropropane	<	0.5		ug/L	
OU1	W-7T	11/3/21		1,3-Dichlorobenzene	<	0.5		ug/L	
OU1	W-7T	11/3/21		1,4-Dichlorobenzene	<	0.5		ug/L	
OU1	W-7T	11/3/21		2-Chloroethylvinylether	<	10		ug/L	
OU1	W-7T	11/3/21		Bromodichloromethane	<	0.5		ug/L	
OU1	W-7T	11/3/21		Bromoform	<	0.5		ug/L	
OU1	W-7T	11/3/21		Bromomethane	<	1		ug/L	
OU1	W-7T	11/3/21		Carbon tetrachloride	<	0.5		ug/L	
OU1	W-7T	11/3/21		Chlorobenzene	<	0.5		ug/L	
OU1	W-7T	11/3/21		Chloroethane	<	0.5		ug/L	
OU1	W-7T	11/3/21		Chloroform	<	0.5		ug/L	
OU1	W-7T	11/3/21		Chloromethane	<	0.5		ug/L	
OU1	W-7T	11/3/21		cis-1,2-Dichloroethene	<	0.5		ug/L	
OU1	W-7T	11/3/21		cis-1,3-Dichloropropene	<	0.5		ug/L	
OU1	W-7T	11/3/21		Dibromochloromethane	<	0.5		ug/L	
OU1	W-7T	11/3/21		Dichlorodifluoromethane	<	0.5		ug/L	
OU1	W-7T	11/3/21		Methylene chloride	<	1		ug/L	
OU1	W-7T	11/3/21		Tetrachloroethene	<	0.5		ug/L	
OU1	W-7T	11/3/21		trans-1,2-Dichloroethene	<	0.5		ug/L	
OU1	W-7T	11/3/21		trans-1,3-Dichloropropene	<	0.5		ug/L	
OU1	W-7T	11/3/21		Trichloroethene	<	0.5		ug/L	
OU1	W-7T	11/3/21		Trichlorofluoromethane	<	0.5		ug/L	
OU1	W-7T	11/3/21		Trichlorotrifluoroethane	<	0.5		ug/L	
OU1	W-7T	11/3/21		Vinyl chloride	<	0.5		ug/L	
OU1	W-7T	11/3/21		Field Oxidation Potential (Eh)		123		mVolts	
OU1	W-7T	11/3/21		Field pH		7.45		Units	
OU1	W-7T	11/3/21		Field Specific Conductance		1453		umhos/cm	
OU1	W-7T	11/3/21		Field Temperature		20.8		Degrees C	
OU1	W-843-01	5/26/21		1,1-Dichloroethane	<	0.5		ug/L	
OU1	W-843-01	5/26/21		1,1-Dichloroethene	<	0.5		ug/L	
OU1	W-843-01	5/26/21		1,1,1-Trichloroethane	<	0.5		ug/L	
OU1	W-843-01	5/26/21		1,1,2-Trichloroethane	<	0.5		ug/L	
OU1	W-843-01	5/26/21		1,1,2,2-Tetrachloroethane	<	0.5		ug/L	
OU1	W-843-01	5/26/21		1,2-Dichlorobenzene	<	0.5		ug/L	
OU1	W-843-01	5/26/21		1,2-Dichloroethane	<	0.5		ug/L	
OU1	W-843-01	5/26/21		1,2-Dichloroethene (total)	<	1		ug/L	
OU1	W-843-01	5/26/21		1,2-Dichloropropane	<	0.5		ug/L	
OU1	W-843-01	5/26/21		1,3-Dichlorobenzene	<	0.5		ug/L	
OU1	W-843-01	5/26/21		1,4-Dichlorobenzene	<	0.5		ug/L	
OU1	W-843-01	5/26/21		2-Chloroethylvinylether	<	10		ug/L	
OU1	W-843-01	5/26/21		Bromodichloromethane	<	0.5		ug/L	
OU1	W-843-01	5/26/21		Bromoform	<	0.5		ug/L	

Attachment 1. Table 1. Groundwater analytical data, Site 300, 2021.

OU	Location	Date	Sample Type	Parameter	LOS Indicator	Result	Error	Units	QA Flag
OU1	W-843-01	5/26/21		Bromomethane	<	1		ug/L	
OU1	W-843-01	5/26/21		Carbon tetrachloride	<	0.5		ug/L	
OU1	W-843-01	5/26/21		Chlorobenzene	<	0.5		ug/L	
OU1	W-843-01	5/26/21		Chloroethane	<	0.5		ug/L	
OU1	W-843-01	5/26/21		Chloroform	<	0.5		ug/L	
OU1	W-843-01	5/26/21		Chloromethane	<	0.5		ug/L	
OU1	W-843-01	5/26/21		cis-1,2-Dichloroethene	<	0.5		ug/L	
OU1	W-843-01	5/26/21		cis-1,3-Dichloropropene	<	0.5		ug/L	
OU1	W-843-01	5/26/21		Dibromochloromethane	<	0.5		ug/L	
OU1	W-843-01	5/26/21		Dichlorodifluoromethane	<	0.5		ug/L	
OU1	W-843-01	5/26/21		Methylene chloride	<	1		ug/L	
OU1	W-843-01	5/26/21		Tetrachloroethene	<	0.5		ug/L	
OU1	W-843-01	5/26/21		trans-1,2-Dichloroethene	<	0.5		ug/L	
OU1	W-843-01	5/26/21		trans-1,3-Dichloropropene	<	0.5		ug/L	
OU1	W-843-01	5/26/21		Trichloroethene	<	0.5		ug/L	
OU1	W-843-01	5/26/21		Trichlorofluoromethane	<	0.5		ug/L	
OU1	W-843-01	5/26/21		Trichlorotrifluoroethane	<	0.5		ug/L	
OU1	W-843-01	5/26/21		Vinyl chloride	<	0.5		ug/L	
OU1	W-843-01	5/26/21		Field Oxidation Potential (Eh)		-75		mVolts	
OU1	W-843-01	5/26/21		Field pH		7.88		Units	
OU1	W-843-01	5/26/21		Field Specific Conductance		796.4		umhos/cm	
OU1	W-843-01	5/26/21		Field Temperature		22.1		Degrees C	
OU1	W-843-01	11/23/21		1,1-Dichloroethane	<	0.5		ug/L	
OU1	W-843-01	11/23/21		1,1-Dichloroethene	<	0.5		ug/L	
OU1	W-843-01	11/23/21		1,1,1-Trichloroethane	<	0.5		ug/L	
OU1	W-843-01	11/23/21		1,1,2-Trichloroethane	<	0.5		ug/L	
OU1	W-843-01	11/23/21		1,1,2,2-Tetrachloroethane	<	0.5		ug/L	
OU1	W-843-01	11/23/21		1,2-Dichlorobenzene	<	0.5		ug/L	
OU1	W-843-01	11/23/21		1,2-Dichloroethane	<	0.5		ug/L	
OU1	W-843-01	11/23/21		1,2-Dichloroethene (total)	<	1		ug/L	
OU1	W-843-01	11/23/21		1,2-Dichloropropane	<	0.5		ug/L	
OU1	W-843-01	11/23/21		1,3-Dichlorobenzene	<	0.5		ug/L	
OU1	W-843-01	11/23/21		1,4-Dichlorobenzene	<	0.5		ug/L	
OU1	W-843-01	11/23/21		2-Chloroethylvinylether	<	10		ug/L	
OU1	W-843-01	11/23/21		Bromodichloromethane	<	0.5		ug/L	
OU1	W-843-01	11/23/21		Bromoform	<	0.5		ug/L	
OU1	W-843-01	11/23/21		Bromomethane	<	1		ug/L	
OU1	W-843-01	11/23/21		Carbon tetrachloride	<	0.5		ug/L	
OU1	W-843-01	11/23/21		Chlorobenzene	<	0.5		ug/L	
OU1	W-843-01	11/23/21		Chloroethane	<	0.5		ug/L	
OU1	W-843-01	11/23/21		Chloroform	<	0.5		ug/L	
OU1	W-843-01	11/23/21		Chloromethane	<	0.5		ug/L	
OU1	W-843-01	11/23/21		cis-1,2-Dichloroethene	<	0.5		ug/L	
OU1	W-843-01	11/23/21		cis-1,3-Dichloropropene	<	0.5		ug/L	
OU1	W-843-01	11/23/21		Dibromochloromethane	<	0.5		ug/L	
OU1	W-843-01	11/23/21		Dichlorodifluoromethane	<	0.5		ug/L	
OU1	W-843-01	11/23/21		Methylene chloride	<	1		ug/L	
OU1	W-843-01	11/23/21		Tetrachloroethene	<	0.5		ug/L	
OU1	W-843-01	11/23/21		trans-1,2-Dichloroethene	<	0.5		ug/L	
OU1	W-843-01	11/23/21		trans-1,3-Dichloropropene	<	0.5		ug/L	
OU1	W-843-01	11/23/21		Trichloroethene	<	0.5		ug/L	
OU1	W-843-01	11/23/21		Trichlorofluoromethane	<	0.5		ug/L	
OU1	W-843-01	11/23/21		Trichlorotrifluoroethane	<	0.5		ug/L	
OU1	W-843-01	11/23/21		Vinyl chloride	<	0.5		ug/L	
OU1	W-843-02	11/23/21		1,1-Dichloroethane	<	0.5		ug/L	
OU1	W-843-02	11/23/21		1,1-Dichloroethene	<	0.5		ug/L	
OU1	W-843-02	11/23/21		1,1,1-Trichloroethane	<	0.5		ug/L	
OU1	W-843-02	11/23/21		1,1,2-Trichloroethane	<	0.5		ug/L	
OU1	W-843-02	11/23/21		1,1,2,2-Tetrachloroethane	<	0.5		ug/L	
OU1	W-843-02	11/23/21		1,2-Dichlorobenzene	<	0.5		ug/L	
OU1	W-843-02	11/23/21		1,2-Dichloroethane	<	0.5		ug/L	
OU1	W-843-02	11/23/21		1,2-Dichloroethene (total)	<	1		ug/L	
OU1	W-843-02	11/23/21		1,2-Dichloropropane	<	0.5		ug/L	
OU1	W-843-02	11/23/21		1,3-Dichlorobenzene	<	0.5		ug/L	
OU1	W-843-02	11/23/21		1,4-Dichlorobenzene	<	0.5		ug/L	
OU1	W-843-02	11/23/21		2-Chloroethylvinylether	<	10		ug/L	

Attachment 1. Table 1. Groundwater analytical data, Site 300, 2021.

OU	Location	Date	Sample Type	Parameter	LOS Indicator	Result	Error	Units	QA Flag
OU1	W-843-02	11/23/21		Bromodichloromethane	<	0.5		ug/L	
OU1	W-843-02	11/23/21		Bromoform	<	0.5		ug/L	
OU1	W-843-02	11/23/21		Bromomethane	<	1		ug/L	
OU1	W-843-02	11/23/21		Carbon tetrachloride	<	0.5		ug/L	
OU1	W-843-02	11/23/21		Chlorobenzene	<	0.5		ug/L	
OU1	W-843-02	11/23/21		Chloroethane	<	0.5		ug/L	
OU1	W-843-02	11/23/21		Chloroform	<	0.5		ug/L	
OU1	W-843-02	11/23/21		Chloromethane	<	0.5		ug/L	
OU1	W-843-02	11/23/21		cis-1,2-Dichloroethene	<	0.5		ug/L	
OU1	W-843-02	11/23/21		cis-1,3-Dichloropropene	<	0.5		ug/L	
OU1	W-843-02	11/23/21		Dibromochloromethane	<	0.5		ug/L	
OU1	W-843-02	11/23/21		Dichlorodifluoromethane	<	0.5		ug/L	
OU1	W-843-02	11/23/21		Methylene chloride	<	1		ug/L	
OU1	W-843-02	11/23/21		Tetrachloroethene	<	0.5		ug/L	
OU1	W-843-02	11/23/21		trans-1,2-Dichloroethene	<	0.5		ug/L	
OU1	W-843-02	11/23/21		trans-1,3-Dichloropropene	<	0.5		ug/L	
OU1	W-843-02	11/23/21		Trichloroethene	<	0.5		ug/L	
OU1	W-843-02	11/23/21		Trichlorofluoromethane	<	0.5		ug/L	
OU1	W-843-02	11/23/21		Trichlorotrifluoroethane	<	0.5		ug/L	
OU1	W-843-02	11/23/21		Vinyl chloride	<	0.5		ug/L	
OU1	W-872-01	5/24/21		1,1-Dichloroethane	<	0.5		ug/L	
OU1	W-872-01	5/24/21		1,1-Dichloroethene	<	0.5		ug/L	
OU1	W-872-01	5/24/21		1,1,1-Trichloroethane	<	0.5		ug/L	
OU1	W-872-01	5/24/21		1,1,2-Trichloroethane	<	0.5		ug/L	
OU1	W-872-01	5/24/21		1,1,2,2-Tetrachloroethane	<	0.5		ug/L	
OU1	W-872-01	5/24/21		1,2-Dichlorobenzene	<	0.5		ug/L	
OU1	W-872-01	5/24/21		1,2-Dichloroethane	<	0.5		ug/L	
OU1	W-872-01	5/24/21		1,2-Dichloroethene (total)	<	1		ug/L	
OU1	W-872-01	5/24/21		1,2-Dichloropropane	<	0.5		ug/L	
OU1	W-872-01	5/24/21		1,3-Dichlorobenzene	<	0.5		ug/L	
OU1	W-872-01	5/24/21		1,4-Dichlorobenzene	<	0.5		ug/L	
OU1	W-872-01	5/24/21		2-Chloroethylvinylether	<	10		ug/L	
OU1	W-872-01	5/24/21		Bromodichloromethane	<	0.5		ug/L	
OU1	W-872-01	5/24/21		Bromoform	<	0.5		ug/L	
OU1	W-872-01	5/24/21		Bromomethane	<	1		ug/L	
OU1	W-872-01	5/24/21		Carbon tetrachloride	<	0.5		ug/L	
OU1	W-872-01	5/24/21		Chlorobenzene	<	0.5		ug/L	
OU1	W-872-01	5/24/21		Chloroethane	<	0.5		ug/L	
OU1	W-872-01	5/24/21		Chloroform	<	0.5		ug/L	
OU1	W-872-01	5/24/21		Chloromethane	<	0.5		ug/L	
OU1	W-872-01	5/24/21		cis-1,2-Dichloroethene	<	0.5		ug/L	
OU1	W-872-01	5/24/21		cis-1,3-Dichloropropene	<	0.5		ug/L	
OU1	W-872-01	5/24/21		Dibromochloromethane	<	0.5		ug/L	
OU1	W-872-01	5/24/21		Dichlorodifluoromethane	<	0.5		ug/L	
OU1	W-872-01	5/24/21		Methylene chloride	<	1		ug/L	
OU1	W-872-01	5/24/21		Tetrachloroethene	<	0.5		ug/L	
OU1	W-872-01	5/24/21		trans-1,2-Dichloroethene	<	0.5		ug/L	
OU1	W-872-01	5/24/21		trans-1,3-Dichloropropene	<	0.5		ug/L	
OU1	W-872-01	5/24/21		Trichloroethene	<	0.5		ug/L	
OU1	W-872-01	5/24/21		Trichlorofluoromethane	<	0.5		ug/L	
OU1	W-872-01	5/24/21		Trichlorotrifluoroethane	<	0.5		ug/L	
OU1	W-872-01	5/24/21		Vinyl chloride	<	0.5		ug/L	
OU1	W-872-01	5/24/21		Field Oxidation Potential (Eh)		240		mVolts	
OU1	W-872-01	5/24/21		Field pH		7.77		Units	
OU1	W-872-01	5/24/21		Field Specific Conductance		2087		umhos/cm	
OU1	W-872-01	5/24/21		Field Temperature		20		Degrees C	
OU1	W-872-02	3/16/21		1,1-Dichloroethane	<	0.5		ug/L	
OU1	W-872-02	3/16/21		1,1-Dichloroethene	<	0.5		ug/L	
OU1	W-872-02	3/16/21		1,1,1-Trichloroethane	<	0.5		ug/L	
OU1	W-872-02	3/16/21		1,1,2-Trichloroethane	<	0.5		ug/L	
OU1	W-872-02	3/16/21		1,1,2,2-Tetrachloroethane	<	0.5		ug/L	
OU1	W-872-02	3/16/21		1,2-Dichlorobenzene	<	0.5		ug/L	
OU1	W-872-02	3/16/21		1,2-Dichloroethane	<	0.5		ug/L	
OU1	W-872-02	3/16/21		1,2-Dichloroethene (total)	<	1		ug/L	
OU1	W-872-02	3/16/21		1,2-Dichloropropane	<	0.5		ug/L	
OU1	W-872-02	3/16/21		1,3-Dichlorobenzene	<	0.5		ug/L	

Attachment 1. Table 1. Groundwater analytical data, Site 300, 2021.

OU	Location	Date	Sample Type	Parameter	LOS Indicator	Result	Error	Units	QA Flag
OU1	W-872-02	3/16/21		1,4-Dichlorobenzene	<	0.5		ug/L	
OU1	W-872-02	3/16/21		2-Chloroethylvinylether	<	1		ug/L	
OU1	W-872-02	3/16/21		Bromodichloromethane	<	0.5		ug/L	
OU1	W-872-02	3/16/21		Bromoform	<	0.5		ug/L	
OU1	W-872-02	3/16/21		Bromomethane	<	0.5		ug/L	
OU1	W-872-02	3/16/21		Carbon tetrachloride	<	0.5		ug/L	
OU1	W-872-02	3/16/21		Chlorobenzene	<	0.5		ug/L	
OU1	W-872-02	3/16/21		Chloroethane		0.83		ug/L	
OU1	W-872-02	3/16/21		Chloroform	<	0.5		ug/L	
OU1	W-872-02	3/16/21		Chloromethane	<	0.5		ug/L	
OU1	W-872-02	3/16/21		cis-1,2-Dichloroethene	<	0.5		ug/L	
OU1	W-872-02	3/16/21		cis-1,3-Dichloropropene	<	0.5		ug/L	
OU1	W-872-02	3/16/21		Dibromochloromethane	<	0.5		ug/L	
OU1	W-872-02	3/16/21		Dichlorodifluoromethane	<	0.5		ug/L	
OU1	W-872-02	3/16/21		Methylene chloride		0.7		ug/L	
OU1	W-872-02	3/16/21		Tetrachloroethene	<	0.5		ug/L	
OU1	W-872-02	3/16/21		trans-1,2-Dichloroethene	<	0.5		ug/L	
OU1	W-872-02	3/16/21		trans-1,3-Dichloropropene	<	0.5		ug/L	
OU1	W-872-02	3/16/21		Trichloroethene		1.5		ug/L	
OU1	W-872-02	3/16/21		Trichlorofluoromethane	<	0.5		ug/L	
OU1	W-872-02	3/16/21		Trichlorotrifluoroethane	<	0.5		ug/L	
OU1	W-872-02	3/16/21		Vinyl chloride	<	0.5		ug/L	
OU1	W-872-02	4/21/21		1,1-Dichloroethane	<	0.5		ug/L	
OU1	W-872-02	4/21/21		1,1-Dichloroethene	<	0.5		ug/L	
OU1	W-872-02	4/21/21		1,1,1-Trichloroethane	<	0.5		ug/L	
OU1	W-872-02	4/21/21		1,1,2-Trichloroethane	<	0.5		ug/L	
OU1	W-872-02	4/21/21		1,1,2,2-Tetrachloroethane	<	0.5		ug/L	
OU1	W-872-02	4/21/21		1,2-Dichlorobenzene	<	0.5		ug/L	
OU1	W-872-02	4/21/21		1,2-Dichloroethane	<	0.5		ug/L	
OU1	W-872-02	4/21/21		1,2-Dichloroethene (total)	<	1		ug/L	
OU1	W-872-02	4/21/21		1,2-Dichloropropane	<	0.5		ug/L	
OU1	W-872-02	4/21/21		1,3-Dichlorobenzene	<	0.5		ug/L	
OU1	W-872-02	4/21/21		1,4-Dichlorobenzene	<	0.5		ug/L	
OU1	W-872-02	4/21/21		2-Chloroethylvinylether	<	10		ug/L	
OU1	W-872-02	4/21/21		Bromodichloromethane	<	0.5		ug/L	
OU1	W-872-02	4/21/21		Bromoform	<	0.5		ug/L	
OU1	W-872-02	4/21/21		Bromomethane	<	1		ug/L	
OU1	W-872-02	4/21/21		Carbon tetrachloride	<	0.5		ug/L	
OU1	W-872-02	4/21/21		Chlorobenzene	<	0.5		ug/L	
OU1	W-872-02	4/21/21		Chloroethane	<	0.5		ug/L	
OU1	W-872-02	4/21/21		Chloroform	<	0.5		ug/L	
OU1	W-872-02	4/21/21		Chloromethane	<	0.5		ug/L	
OU1	W-872-02	4/21/21		cis-1,2-Dichloroethene	<	0.5		ug/L	
OU1	W-872-02	4/21/21		cis-1,3-Dichloropropene	<	0.5		ug/L	
OU1	W-872-02	4/21/21		Dibromochloromethane	<	0.5		ug/L	
OU1	W-872-02	4/21/21		Dichlorodifluoromethane	<	0.5		ug/L	
OU1	W-872-02	4/21/21		Methylene chloride	<	1		ug/L	
OU1	W-872-02	4/21/21		Tetrachloroethene	<	0.5		ug/L	
OU1	W-872-02	4/21/21		trans-1,2-Dichloroethene	<	0.5		ug/L	
OU1	W-872-02	4/21/21		trans-1,3-Dichloropropene	<	0.5		ug/L	
OU1	W-872-02	4/21/21		Trichloroethene		0.87		ug/L	
OU1	W-872-02	4/21/21		Trichlorofluoromethane	<	0.5		ug/L	
OU1	W-872-02	4/21/21		Trichlorotrifluoroethane	<	0.5		ug/L	
OU1	W-872-02	4/21/21		Vinyl chloride	<	0.5		ug/L	
OU1	W-872-02	8/26/21		1,1-Dichloroethane	<	0.5		ug/L	
OU1	W-872-02	8/26/21		1,1-Dichloroethene	<	0.5		ug/L	
OU1	W-872-02	8/26/21		1,1,1-Trichloroethane	<	0.5		ug/L	
OU1	W-872-02	8/26/21		1,1,2-Trichloroethane	<	0.5		ug/L	
OU1	W-872-02	8/26/21		1,1,2,2-Tetrachloroethane	<	0.5		ug/L	
OU1	W-872-02	8/26/21		1,2-Dichlorobenzene	<	0.5		ug/L	
OU1	W-872-02	8/26/21		1,2-Dichloroethane	<	0.5		ug/L	
OU1	W-872-02	8/26/21		1,2-Dichloroethene (total)	<	1		ug/L	
OU1	W-872-02	8/26/21		1,2-Dichloropropane	<	0.5		ug/L	
OU1	W-872-02	8/26/21		1,3-Dichlorobenzene	<	0.5		ug/L	
OU1	W-872-02	8/26/21		1,4-Dichlorobenzene	<	0.5		ug/L	
OU1	W-872-02	8/26/21		2-Chloroethylvinylether	<	1		ug/L	

Attachment 1. Table 1. Groundwater analytical data, Site 300, 2021.

OU	Location	Date	Sample Type	Parameter	LOS Indicator	Result	Error	Units	QA Flag
OU1	W-872-02	8/26/21		Bromodichloromethane	<	0.5		ug/L	
OU1	W-872-02	8/26/21		Bromoform	<	0.5		ug/L	
OU1	W-872-02	8/26/21		Bromomethane	<	0.5		ug/L	
OU1	W-872-02	8/26/21		Carbon tetrachloride	<	0.5		ug/L	
OU1	W-872-02	8/26/21		Chlorobenzene	<	0.5		ug/L	
OU1	W-872-02	8/26/21		Chloroethane	<	0.5		ug/L	
OU1	W-872-02	8/26/21		Chloroform	<	0.5		ug/L	
OU1	W-872-02	8/26/21		Chloromethane	<	0.5		ug/L	
OU1	W-872-02	8/26/21		cis-1,2-Dichloroethene	<	0.5		ug/L	
OU1	W-872-02	8/26/21		cis-1,3-Dichloropropene	<	0.5		ug/L	
OU1	W-872-02	8/26/21		Dibromochloromethane	<	0.5		ug/L	
OU1	W-872-02	8/26/21		Dichlorodifluoromethane	<	0.5		ug/L	
OU1	W-872-02	8/26/21		Methylene chloride	<	0.5		ug/L	
OU1	W-872-02	8/26/21		Tetrachloroethene	<	0.5		ug/L	
OU1	W-872-02	8/26/21		trans-1,2-Dichloroethene	<	0.5		ug/L	
OU1	W-872-02	8/26/21		trans-1,3-Dichloropropene	<	0.5		ug/L	
OU1	W-872-02	8/26/21		Trichloroethene		11		ug/L	
OU1	W-872-02	8/26/21		Trichlorofluoromethane		2.6		ug/L	
OU1	W-872-02	8/26/21		Trichlorotrifluoroethane	<	0.5		ug/L	
OU1	W-872-02	8/26/21		Vinyl chloride	<	0.5		ug/L	
OU1	W-872-02	10/14/21		1,1-Dichloroethane	<	0.5		ug/L	
OU1	W-872-02	10/14/21		1,1-Dichloroethene	<	0.5		ug/L	
OU1	W-872-02	10/14/21		1,1,1-Trichloroethane	<	0.5		ug/L	
OU1	W-872-02	10/14/21		1,1,2-Trichloroethane	<	0.5		ug/L	
OU1	W-872-02	10/14/21		1,1,2,2-Tetrachloroethane	<	0.5		ug/L	
OU1	W-872-02	10/14/21		1,2-Dichlorobenzene	<	0.5		ug/L	
OU1	W-872-02	10/14/21		1,2-Dichloroethane	<	0.5		ug/L	
OU1	W-872-02	10/14/21		1,2-Dichloroethene (total)	<	1		ug/L	
OU1	W-872-02	10/14/21		1,2-Dichloropropane	<	0.5		ug/L	
OU1	W-872-02	10/14/21		1,3-Dichlorobenzene	<	0.5		ug/L	
OU1	W-872-02	10/14/21		1,4-Dichlorobenzene	<	0.5		ug/L	
OU1	W-872-02	10/14/21		2-Chloroethylvinylether	<	10		ug/L	
OU1	W-872-02	10/14/21		Bromodichloromethane	<	0.5		ug/L	
OU1	W-872-02	10/14/21		Bromoform	<	0.5		ug/L	
OU1	W-872-02	10/14/21		Bromomethane	<	1		ug/L	
OU1	W-872-02	10/14/21		Carbon tetrachloride	<	0.5		ug/L	
OU1	W-872-02	10/14/21		Chlorobenzene	<	0.5		ug/L	
OU1	W-872-02	10/14/21		Chloroethane	<	0.5		ug/L	
OU1	W-872-02	10/14/21		Chloroform	<	0.5		ug/L	
OU1	W-872-02	10/14/21		Chloromethane	<	0.5		ug/L	
OU1	W-872-02	10/14/21		cis-1,2-Dichloroethene	<	0.5		ug/L	
OU1	W-872-02	10/14/21		cis-1,3-Dichloropropene	<	0.5		ug/L	
OU1	W-872-02	10/14/21		Dibromochloromethane	<	0.5		ug/L	
OU1	W-872-02	10/14/21		Dichlorodifluoromethane	<	0.5		ug/L	
OU1	W-872-02	10/14/21		Methylene chloride	<	1		ug/L	
OU1	W-872-02	10/14/21		Tetrachloroethene	<	0.5		ug/L	
OU1	W-872-02	10/14/21		trans-1,2-Dichloroethene	<	0.5		ug/L	
OU1	W-872-02	10/14/21		trans-1,3-Dichloropropene	<	0.5		ug/L	
OU1	W-872-02	10/14/21		Trichloroethene		9		ug/L	
OU1	W-872-02	10/14/21		Trichlorofluoromethane		2.6		ug/L	
OU1	W-872-02	10/14/21		Trichlorotrifluoroethane	<	0.5		ug/L	
OU1	W-872-02	10/14/21		Vinyl chloride	<	0.5		ug/L	
OU1	W-873-01	5/27/21		1,1-Dichloroethane	<	0.5		ug/L	
OU1	W-873-01	5/27/21		1,1-Dichloroethene	<	0.5		ug/L	
OU1	W-873-01	5/27/21		1,1,1-Trichloroethane	<	0.5		ug/L	
OU1	W-873-01	5/27/21		1,1,2-Trichloroethane	<	0.5		ug/L	
OU1	W-873-01	5/27/21		1,1,2,2-Tetrachloroethane	<	0.5		ug/L	
OU1	W-873-01	5/27/21		1,2-Dichlorobenzene	<	0.5		ug/L	
OU1	W-873-01	5/27/21		1,2-Dichloroethane	<	0.5		ug/L	
OU1	W-873-01	5/27/21		1,2-Dichloroethene (total)	<	1		ug/L	
OU1	W-873-01	5/27/21		1,2-Dichloropropane	<	0.5		ug/L	
OU1	W-873-01	5/27/21		1,3-Dichlorobenzene	<	0.5		ug/L	
OU1	W-873-01	5/27/21		1,4-Dichlorobenzene	<	0.5		ug/L	
OU1	W-873-01	5/27/21		2-Chloroethylvinylether	<	10		ug/L	
OU1	W-873-01	5/27/21		Bromodichloromethane	<	0.5		ug/L	
OU1	W-873-01	5/27/21		Bromoform	<	0.5		ug/L	

Attachment 1. Table 1. Groundwater analytical data, Site 300, 2021.

OU	Location	Date	Sample Type	Parameter	LOS Indicator	Result	Error	Units	QA Flag
OU1	W-873-01	5/27/21		Bromomethane	<	1		ug/L	
OU1	W-873-01	5/27/21		Carbon tetrachloride	<	0.5		ug/L	
OU1	W-873-01	5/27/21		Chlorobenzene	<	0.5		ug/L	
OU1	W-873-01	5/27/21		Chloroethane	<	0.5		ug/L	
OU1	W-873-01	5/27/21		Chloroform	<	0.5		ug/L	
OU1	W-873-01	5/27/21		Chloromethane	<	0.5		ug/L	
OU1	W-873-01	5/27/21		cis-1,2-Dichloroethene	<	0.5		ug/L	
OU1	W-873-01	5/27/21		cis-1,3-Dichloropropene	<	0.5		ug/L	
OU1	W-873-01	5/27/21		Dibromochloromethane	<	0.5		ug/L	
OU1	W-873-01	5/27/21		Dichlorodifluoromethane	<	0.5		ug/L	
OU1	W-873-01	5/27/21		Methylene chloride	<	1		ug/L	
OU1	W-873-01	5/27/21		Tetrachloroethene	<	0.5		ug/L	
OU1	W-873-01	5/27/21		trans-1,2-Dichloroethene	<	0.5		ug/L	
OU1	W-873-01	5/27/21		trans-1,3-Dichloropropene	<	0.5		ug/L	
OU1	W-873-01	5/27/21		Trichloroethene	<	0.5		ug/L	
OU1	W-873-01	5/27/21		Trichlorofluoromethane	<	0.5		ug/L	
OU1	W-873-01	5/27/21		Trichlorotrifluoroethane	<	0.5		ug/L	
OU1	W-873-01	5/27/21		Vinyl chloride	<	0.5		ug/L	
OU1	W-873-01	5/27/21		Field Oxidation Potential (Eh)		40		mVolts	
OU1	W-873-01	5/27/21		Field pH		8.87		Units	
OU1	W-873-01	5/27/21		Field Specific Conductance		1128		umhos/cm	
OU1	W-873-01	5/27/21		Field Temperature		22.1		Degrees C	
OU1	W-873-01	11/23/21		1,1-Dichloroethane	<	0.5		ug/L	
OU1	W-873-01	11/23/21		1,1-Dichloroethene	<	0.5		ug/L	
OU1	W-873-01	11/23/21		1,1,1-Trichloroethane	<	0.5		ug/L	
OU1	W-873-01	11/23/21		1,1,2-Trichloroethane	<	0.5		ug/L	
OU1	W-873-01	11/23/21		1,1,2,2-Tetrachloroethane	<	0.5		ug/L	
OU1	W-873-01	11/23/21		1,2-Dichlorobenzene	<	0.5		ug/L	
OU1	W-873-01	11/23/21		1,2-Dichloroethane	<	0.5		ug/L	
OU1	W-873-01	11/23/21		1,2-Dichloroethene (total)	<	1		ug/L	
OU1	W-873-01	11/23/21		1,2-Dichloropropane	<	0.5		ug/L	
OU1	W-873-01	11/23/21		1,3-Dichlorobenzene	<	0.5		ug/L	
OU1	W-873-01	11/23/21		1,4-Dichlorobenzene	<	0.5		ug/L	
OU1	W-873-01	11/23/21		2-Chloroethylvinylether	<	10		ug/L	
OU1	W-873-01	11/23/21		Bromodichloromethane	<	0.5		ug/L	
OU1	W-873-01	11/23/21		Bromoform	<	0.5		ug/L	
OU1	W-873-01	11/23/21		Bromomethane	<	1		ug/L	
OU1	W-873-01	11/23/21		Carbon tetrachloride	<	0.5		ug/L	
OU1	W-873-01	11/23/21		Chlorobenzene	<	0.5		ug/L	
OU1	W-873-01	11/23/21		Chloroethane	<	0.5		ug/L	
OU1	W-873-01	11/23/21		Chloroform	<	0.5		ug/L	
OU1	W-873-01	11/23/21		Chloromethane	<	0.5		ug/L	
OU1	W-873-01	11/23/21		cis-1,2-Dichloroethene	<	0.5		ug/L	
OU1	W-873-01	11/23/21		cis-1,3-Dichloropropene	<	0.5		ug/L	
OU1	W-873-01	11/23/21		Dibromochloromethane	<	0.5		ug/L	
OU1	W-873-01	11/23/21		Dichlorodifluoromethane	<	0.5		ug/L	
OU1	W-873-01	11/23/21		Methylene chloride	<	1		ug/L	
OU1	W-873-01	11/23/21		Tetrachloroethene	<	0.5		ug/L	
OU1	W-873-01	11/23/21		trans-1,2-Dichloroethene	<	0.5		ug/L	
OU1	W-873-01	11/23/21		trans-1,3-Dichloropropene	<	0.5		ug/L	
OU1	W-873-01	11/23/21		Trichloroethene	<	0.5		ug/L	
OU1	W-873-01	11/23/21		Trichlorofluoromethane	<	0.5		ug/L	
OU1	W-873-01	11/23/21		Trichlorotrifluoroethane	<	0.5		ug/L	
OU1	W-873-01	11/23/21		Vinyl chloride	<	0.5		ug/L	
OU1	W-873-01	11/23/21	DUP	1,1-Dichloroethane	<	0.5		ug/L	H
OU1	W-873-01	11/23/21	DUP	1,1-Dichloroethene	<	0.5		ug/L	H
OU1	W-873-01	11/23/21	DUP	1,1,1-Trichloroethane	<	0.5		ug/L	H
OU1	W-873-01	11/23/21	DUP	1,1,2-Trichloroethane	<	0.5		ug/L	H
OU1	W-873-01	11/23/21	DUP	1,1,2,2-Tetrachloroethane	<	0.5		ug/L	H
OU1	W-873-01	11/23/21	DUP	1,2-Dichlorobenzene	<	0.5		ug/L	H
OU1	W-873-01	11/23/21	DUP	1,2-Dichloroethane	<	0.5		ug/L	H
OU1	W-873-01	11/23/21	DUP	1,2-Dichloroethene (total)	<	1		ug/L	H
OU1	W-873-01	11/23/21	DUP	1,2-Dichloropropane	<	0.5		ug/L	H
OU1	W-873-01	11/23/21	DUP	1,3-Dichlorobenzene	<	0.5		ug/L	H
OU1	W-873-01	11/23/21	DUP	1,4-Dichlorobenzene	<	0.5		ug/L	H
OU1	W-873-01	11/23/21	DUP	2-Chloroethylvinylether	<	1		ug/L	H

Attachment 1. Table 1. Groundwater analytical data, Site 300, 2021.

OU	Location	Date	Sample Type	Parameter	LOS Indicator	Result	Error	Units	QA Flag
OU1	W-873-01	11/23/21	DUP	Bromodichloromethane	<	0.5		ug/L	H
OU1	W-873-01	11/23/21	DUP	Bromoform	<	0.5		ug/L	H
OU1	W-873-01	11/23/21	DUP	Bromomethane	<	0.5		ug/L	H
OU1	W-873-01	11/23/21	DUP	Carbon tetrachloride	<	0.5		ug/L	H
OU1	W-873-01	11/23/21	DUP	Chlorobenzene	<	0.5		ug/L	H
OU1	W-873-01	11/23/21	DUP	Chloroethane	<	0.5		ug/L	H
OU1	W-873-01	11/23/21	DUP	Chloroform	<	0.5		ug/L	H
OU1	W-873-01	11/23/21	DUP	Chloromethane	<	0.5		ug/L	H
OU1	W-873-01	11/23/21	DUP	cis-1,2-Dichloroethene	<	0.5		ug/L	H
OU1	W-873-01	11/23/21	DUP	cis-1,3-Dichloropropene	<	0.5		ug/L	H
OU1	W-873-01	11/23/21	DUP	Dibromochloromethane	<	0.5		ug/L	H
OU1	W-873-01	11/23/21	DUP	Dichlorodifluoromethane	<	0.5		ug/L	H
OU1	W-873-01	11/23/21	DUP	Methylene chloride	<	0.5		ug/L	H
OU1	W-873-01	11/23/21	DUP	Tetrachloroethene	<	0.5		ug/L	H
OU1	W-873-01	11/23/21	DUP	trans-1,2-Dichloroethene	<	0.5		ug/L	H
OU1	W-873-01	11/23/21	DUP	trans-1,3-Dichloropropene	<	0.5		ug/L	H
OU1	W-873-01	11/23/21	DUP	Trichloroethene	<	0.5		ug/L	H
OU1	W-873-01	11/23/21	DUP	Trichlorofluoromethane	<	0.5		ug/L	H
OU1	W-873-01	11/23/21	DUP	Trichlorotrifluoroethane	<	0.5		ug/L	H
OU1	W-873-01	11/23/21	DUP	Vinyl chloride	<	0.5		ug/L	H
OU1	W-873-02	5/4/21		1,1-Dichloroethane	<	0.5		ug/L	
OU1	W-873-02	5/4/21		1,1-Dichloroethene	<	0.5		ug/L	
OU1	W-873-02	5/4/21		1,1,1-Trichloroethane	<	0.5		ug/L	
OU1	W-873-02	5/4/21		1,1,2-Trichloroethane	<	0.5		ug/L	
OU1	W-873-02	5/4/21		1,1,2,2-Tetrachloroethane	<	0.5		ug/L	
OU1	W-873-02	5/4/21		1,2-Dichlorobenzene	<	0.5		ug/L	
OU1	W-873-02	5/4/21		1,2-Dichloroethane	<	0.5		ug/L	
OU1	W-873-02	5/4/21		1,2-Dichloroethene (total)	<	1		ug/L	
OU1	W-873-02	5/4/21		1,2-Dichloropropane	<	0.5		ug/L	
OU1	W-873-02	5/4/21		1,3-Dichlorobenzene	<	0.5		ug/L	
OU1	W-873-02	5/4/21		1,4-Dichlorobenzene	<	0.5		ug/L	
OU1	W-873-02	5/4/21		2-Chloroethylvinylether	<	10		ug/L	
OU1	W-873-02	5/4/21		Bromodichloromethane	<	0.5		ug/L	
OU1	W-873-02	5/4/21		Bromoform	<	0.5		ug/L	
OU1	W-873-02	5/4/21		Bromomethane	<	1		ug/L	
OU1	W-873-02	5/4/21		Carbon tetrachloride	<	0.5		ug/L	
OU1	W-873-02	5/4/21		Chlorobenzene	<	0.5		ug/L	
OU1	W-873-02	5/4/21		Chloroethane	<	0.5		ug/L	
OU1	W-873-02	5/4/21		Chloroform	<	0.5		ug/L	
OU1	W-873-02	5/4/21		Chloromethane	<	0.5		ug/L	
OU1	W-873-02	5/4/21		cis-1,2-Dichloroethene	<	0.5		ug/L	
OU1	W-873-02	5/4/21		cis-1,3-Dichloropropene	<	0.5		ug/L	
OU1	W-873-02	5/4/21		Dibromochloromethane	<	0.5		ug/L	
OU1	W-873-02	5/4/21		Dichlorodifluoromethane	<	0.5		ug/L	
OU1	W-873-02	5/4/21		Methylene chloride	<	1		ug/L	
OU1	W-873-02	5/4/21		Tetrachloroethene	<	0.5		ug/L	
OU1	W-873-02	5/4/21		trans-1,2-Dichloroethene	<	0.5		ug/L	
OU1	W-873-02	5/4/21		trans-1,3-Dichloropropene	<	0.5		ug/L	
OU1	W-873-02	5/4/21		Trichloroethene		5.2		ug/L	
OU1	W-873-02	5/4/21		Trichlorofluoromethane		2.6		ug/L	
OU1	W-873-02	5/4/21		Trichlorotrifluoroethane	<	0.5		ug/L	
OU1	W-873-02	5/4/21		Vinyl chloride	<	0.5		ug/L	
OU1	W-873-02	5/4/21		Field Oxidation Potential (Eh)		221		mVolts	
OU1	W-873-02	5/4/21		Field pH		8.21		Units	
OU1	W-873-02	5/4/21		Field Specific Conductance		823		umhos/cm	
OU1	W-873-02	5/4/21		Field Temperature		23.1		Degrees C	
OU1	W-873-02	11/1/21		1,1-Dichloroethane	<	0.5		ug/L	
OU1	W-873-02	11/1/21		1,1-Dichloroethene	<	0.5		ug/L	
OU1	W-873-02	11/1/21		1,1,1-Trichloroethane	<	0.5		ug/L	
OU1	W-873-02	11/1/21		1,1,2-Trichloroethane	<	0.5		ug/L	
OU1	W-873-02	11/1/21		1,1,2,2-Tetrachloroethane	<	0.5		ug/L	
OU1	W-873-02	11/1/21		1,2-Dichlorobenzene	<	0.5		ug/L	
OU1	W-873-02	11/1/21		1,2-Dichloroethane	<	0.5		ug/L	
OU1	W-873-02	11/1/21		1,2-Dichloroethene (total)	<	1		ug/L	
OU1	W-873-02	11/1/21		1,2-Dichloropropane	<	0.5		ug/L	
OU1	W-873-02	11/1/21		1,3-Dichlorobenzene	<	0.5		ug/L	

Attachment 1. Table 1. Groundwater analytical data, Site 300, 2021.

OU	Location	Date	Sample Type	Parameter	LOS Indicator	Result	Error	Units	QA Flag
OU1	W-873-02	11/1/21		1,4-Dichlorobenzene	<	0.5		ug/L	
OU1	W-873-02	11/1/21		2-Chloroethylvinylether	<	10		ug/L	
OU1	W-873-02	11/1/21		Bromodichloromethane	<	0.5		ug/L	
OU1	W-873-02	11/1/21		Bromoform	<	0.5		ug/L	
OU1	W-873-02	11/1/21		Bromomethane	<	1		ug/L	
OU1	W-873-02	11/1/21		Carbon tetrachloride	<	0.5		ug/L	
OU1	W-873-02	11/1/21		Chlorobenzene	<	0.5		ug/L	
OU1	W-873-02	11/1/21		Chloroethane	<	0.5		ug/L	
OU1	W-873-02	11/1/21		Chloroform	<	0.5		ug/L	
OU1	W-873-02	11/1/21		Chloromethane	<	0.5		ug/L	
OU1	W-873-02	11/1/21		cis-1,2-Dichloroethene	<	0.5		ug/L	
OU1	W-873-02	11/1/21		cis-1,3-Dichloropropene	<	0.5		ug/L	
OU1	W-873-02	11/1/21		Dibromochloromethane	<	0.5		ug/L	
OU1	W-873-02	11/1/21		Dichlorodifluoromethane	<	0.5		ug/L	
OU1	W-873-02	11/1/21		Methylene chloride	<	1		ug/L	
OU1	W-873-02	11/1/21		Tetrachloroethene	<	0.5		ug/L	
OU1	W-873-02	11/1/21		trans-1,2-Dichloroethene	<	0.5		ug/L	
OU1	W-873-02	11/1/21		trans-1,3-Dichloropropene	<	0.5		ug/L	
OU1	W-873-02	11/1/21		Trichloroethene		5.4		ug/L	
OU1	W-873-02	11/1/21		Trichlorofluoromethane		2.7		ug/L	
OU1	W-873-02	11/1/21		Trichlorotrifluoroethane	<	0.5		ug/L	
OU1	W-873-02	11/1/21		Vinyl chloride	<	0.5		ug/L	
OU1	W-873-02	11/1/21		Field Oxidation Potential (Eh)		123		mVolts	
OU1	W-873-02	11/1/21		Field pH		8.07		Units	
OU1	W-873-02	11/1/21		Field Specific Conductance		861.1		umhos/cm	
OU1	W-873-02	11/1/21		Field Temperature		18.4		Degrees C	
OU1	W-873-02	11/1/21	DUP	1,1-Dichloroethane	<	0.5		ug/L	
OU1	W-873-02	11/1/21	DUP	1,1-Dichloroethene	<	0.5		ug/L	
OU1	W-873-02	11/1/21	DUP	1,1,1-Trichloroethane	<	0.5		ug/L	
OU1	W-873-02	11/1/21	DUP	1,1,2-Trichloroethane	<	0.5		ug/L	
OU1	W-873-02	11/1/21	DUP	1,1,2,2-Tetrachloroethane	<	0.5		ug/L	
OU1	W-873-02	11/1/21	DUP	1,2-Dichlorobenzene	<	0.5		ug/L	
OU1	W-873-02	11/1/21	DUP	1,2-Dichloroethane	<	0.5		ug/L	
OU1	W-873-02	11/1/21	DUP	1,2-Dichloroethene (total)	<	1		ug/L	
OU1	W-873-02	11/1/21	DUP	1,2-Dichloropropane	<	0.5		ug/L	
OU1	W-873-02	11/1/21	DUP	1,3-Dichlorobenzene	<	0.5		ug/L	
OU1	W-873-02	11/1/21	DUP	1,4-Dichlorobenzene	<	0.5		ug/L	
OU1	W-873-02	11/1/21	DUP	2-Chloroethylvinylether	<	10		ug/L	
OU1	W-873-02	11/1/21	DUP	Bromodichloromethane	<	0.5		ug/L	
OU1	W-873-02	11/1/21	DUP	Bromoform	<	0.5		ug/L	
OU1	W-873-02	11/1/21	DUP	Bromomethane	<	1		ug/L	
OU1	W-873-02	11/1/21	DUP	Carbon tetrachloride	<	0.5		ug/L	
OU1	W-873-02	11/1/21	DUP	Chlorobenzene	<	0.5		ug/L	
OU1	W-873-02	11/1/21	DUP	Chloroethane	<	0.5		ug/L	
OU1	W-873-02	11/1/21	DUP	Chloroform	<	0.5		ug/L	
OU1	W-873-02	11/1/21	DUP	Chloromethane	<	0.5		ug/L	
OU1	W-873-02	11/1/21	DUP	cis-1,2-Dichloroethene	<	0.5		ug/L	
OU1	W-873-02	11/1/21	DUP	cis-1,3-Dichloropropene	<	0.5		ug/L	
OU1	W-873-02	11/1/21	DUP	Dibromochloromethane	<	0.5		ug/L	
OU1	W-873-02	11/1/21	DUP	Dichlorodifluoromethane	<	0.5		ug/L	
OU1	W-873-02	11/1/21	DUP	Methylene chloride	<	1		ug/L	
OU1	W-873-02	11/1/21	DUP	Tetrachloroethene	<	0.5		ug/L	
OU1	W-873-02	11/1/21	DUP	trans-1,2-Dichloroethene	<	0.5		ug/L	
OU1	W-873-02	11/1/21	DUP	trans-1,3-Dichloropropene	<	0.5		ug/L	
OU1	W-873-02	11/1/21	DUP	Trichloroethene		5.6		ug/L	
OU1	W-873-02	11/1/21	DUP	Trichlorofluoromethane		2.7		ug/L	
OU1	W-873-02	11/1/21	DUP	Trichlorotrifluoroethane	<	0.5		ug/L	
OU1	W-873-02	11/1/21	DUP	Vinyl chloride	<	0.5		ug/L	
OU1	W-873-03	5/27/21		1,1-Dichloroethane	<	0.5		ug/L	
OU1	W-873-03	5/27/21		1,1-Dichloroethene	<	0.5		ug/L	
OU1	W-873-03	5/27/21		1,1,1-Trichloroethane	<	0.5		ug/L	
OU1	W-873-03	5/27/21		1,1,2-Trichloroethane	<	0.5		ug/L	
OU1	W-873-03	5/27/21		1,1,2,2-Tetrachloroethane	<	0.5		ug/L	
OU1	W-873-03	5/27/21		1,2-Dichlorobenzene	<	0.5		ug/L	
OU1	W-873-03	5/27/21		1,2-Dichloroethane	<	0.5		ug/L	
OU1	W-873-03	5/27/21		1,2-Dichloroethene (total)	<	1		ug/L	

Attachment 1. Table 1. Groundwater analytical data, Site 300, 2021.

OU	Location	Date	Sample Type	Parameter	LOS Indicator	Result	Error	Units	QA Flag
OU1	W-873-03	5/27/21		1,2-Dichloropropane	<	0.5		ug/L	
OU1	W-873-03	5/27/21		1,3-Dichlorobenzene	<	0.5		ug/L	
OU1	W-873-03	5/27/21		1,4-Dichlorobenzene	<	0.5		ug/L	
OU1	W-873-03	5/27/21		2-Chloroethylvinylether	<	10		ug/L	
OU1	W-873-03	5/27/21		Bromodichloromethane	<	0.5		ug/L	
OU1	W-873-03	5/27/21		Bromoform	<	0.5		ug/L	
OU1	W-873-03	5/27/21		Bromomethane	<	1		ug/L	
OU1	W-873-03	5/27/21		Carbon tetrachloride	<	0.5		ug/L	
OU1	W-873-03	5/27/21		Chlorobenzene	<	0.5		ug/L	
OU1	W-873-03	5/27/21		Chloroethane	<	0.5		ug/L	
OU1	W-873-03	5/27/21		Chloroform	<	0.5		ug/L	
OU1	W-873-03	5/27/21		Chloromethane	<	0.5		ug/L	
OU1	W-873-03	5/27/21		cis-1,2-Dichloroethene	<	0.5		ug/L	
OU1	W-873-03	5/27/21		cis-1,3-Dichloropropene	<	0.5		ug/L	
OU1	W-873-03	5/27/21		Dibromochloromethane	<	0.5		ug/L	
OU1	W-873-03	5/27/21		Dichlorodifluoromethane	<	0.5		ug/L	
OU1	W-873-03	5/27/21		Methylene chloride	<	1		ug/L	
OU1	W-873-03	5/27/21		Tetrachloroethene	<	0.5		ug/L	
OU1	W-873-03	5/27/21		trans-1,2-Dichloroethene	<	0.5		ug/L	
OU1	W-873-03	5/27/21		trans-1,3-Dichloropropene	<	0.5		ug/L	
OU1	W-873-03	5/27/21		Trichloroethene	<	0.5		ug/L	
OU1	W-873-03	5/27/21		Trichlorofluoromethane	<	0.5		ug/L	
OU1	W-873-03	5/27/21		Trichlorotrifluoroethane	<	0.5		ug/L	
OU1	W-873-03	5/27/21		Vinyl chloride	<	0.5		ug/L	
OU1	W-873-03	5/27/21		Field Oxidation Potential (Eh)		33		mVolts	
OU1	W-873-03	5/27/21		Field pH		8.12		Units	
OU1	W-873-03	5/27/21		Field Specific Conductance		1142		umhos/cm	
OU1	W-873-03	5/27/21		Field Temperature		21.9		Degrees C	
OU1	W-873-03	11/23/21		1,1-Dichloroethane	<	0.5		ug/L	
OU1	W-873-03	11/23/21		1,1-Dichloroethene	<	0.5		ug/L	
OU1	W-873-03	11/23/21		1,1,1-Trichloroethane	<	0.5		ug/L	
OU1	W-873-03	11/23/21		1,1,2-Trichloroethane	<	0.5		ug/L	
OU1	W-873-03	11/23/21		1,1,2,2-Tetrachloroethane	<	0.5		ug/L	
OU1	W-873-03	11/23/21		1,2-Dichlorobenzene	<	0.5		ug/L	
OU1	W-873-03	11/23/21		1,2-Dichloroethane	<	0.5		ug/L	
OU1	W-873-03	11/23/21		1,2-Dichloroethene (total)	<	1		ug/L	
OU1	W-873-03	11/23/21		1,2-Dichloropropane	<	0.5		ug/L	
OU1	W-873-03	11/23/21		1,3-Dichlorobenzene	<	0.5		ug/L	
OU1	W-873-03	11/23/21		1,4-Dichlorobenzene	<	0.5		ug/L	
OU1	W-873-03	11/23/21		2-Chloroethylvinylether	<	10		ug/L	
OU1	W-873-03	11/23/21		Bromodichloromethane	<	0.5		ug/L	
OU1	W-873-03	11/23/21		Bromoform	<	0.5		ug/L	
OU1	W-873-03	11/23/21		Bromomethane	<	1		ug/L	
OU1	W-873-03	11/23/21		Carbon tetrachloride	<	0.5		ug/L	
OU1	W-873-03	11/23/21		Chlorobenzene	<	0.5		ug/L	
OU1	W-873-03	11/23/21		Chloroethane	<	0.5		ug/L	
OU1	W-873-03	11/23/21		Chloroform	<	0.5		ug/L	
OU1	W-873-03	11/23/21		Chloromethane	<	0.5		ug/L	
OU1	W-873-03	11/23/21		cis-1,2-Dichloroethene	<	0.5		ug/L	
OU1	W-873-03	11/23/21		cis-1,3-Dichloropropene	<	0.5		ug/L	
OU1	W-873-03	11/23/21		Dibromochloromethane	<	0.5		ug/L	
OU1	W-873-03	11/23/21		Dichlorodifluoromethane	<	0.5		ug/L	
OU1	W-873-03	11/23/21		Methylene chloride	<	1		ug/L	
OU1	W-873-03	11/23/21		Tetrachloroethene	<	0.5		ug/L	
OU1	W-873-03	11/23/21		trans-1,2-Dichloroethene	<	0.5		ug/L	
OU1	W-873-03	11/23/21		trans-1,3-Dichloropropene	<	0.5		ug/L	
OU1	W-873-03	11/23/21		Trichloroethene	<	0.5		ug/L	
OU1	W-873-03	11/23/21		Trichlorofluoromethane	<	0.5		ug/L	
OU1	W-873-03	11/23/21		Trichlorotrifluoroethane	<	0.5		ug/L	
OU1	W-873-03	11/23/21		Vinyl chloride	<	0.5		ug/L	
OU1	W-873-04	5/24/21		1,1-Dichloroethane	<	0.5		ug/L	
OU1	W-873-04	5/24/21		1,1-Dichloroethene	<	0.5		ug/L	
OU1	W-873-04	5/24/21		1,1,1-Trichloroethane	<	0.5		ug/L	
OU1	W-873-04	5/24/21		1,1,2-Trichloroethane	<	0.5		ug/L	
OU1	W-873-04	5/24/21		1,1,2,2-Tetrachloroethane	<	0.5		ug/L	
OU1	W-873-04	5/24/21		1,2-Dichlorobenzene	<	0.5		ug/L	

Attachment 1. Table 1. Groundwater analytical data, Site 300, 2021.

OU	Location	Date	Sample Type	Parameter	LOS Indicator	Result	Error	Units	QA Flag
OU1	W-873-04	5/24/21		1,2-Dichloroethane	<	0.5		ug/L	
OU1	W-873-04	5/24/21		1,2-Dichloroethene (total)	<	1		ug/L	
OU1	W-873-04	5/24/21		1,2-Dichloropropane	<	0.5		ug/L	
OU1	W-873-04	5/24/21		1,3-Dichlorobenzene	<	0.5		ug/L	
OU1	W-873-04	5/24/21		1,4-Dichlorobenzene	<	0.5		ug/L	
OU1	W-873-04	5/24/21		2-Chloroethylvinylether	<	10		ug/L	
OU1	W-873-04	5/24/21		Bromodichloromethane	<	0.5		ug/L	
OU1	W-873-04	5/24/21		Bromoform	<	0.5		ug/L	
OU1	W-873-04	5/24/21		Bromomethane	<	1		ug/L	
OU1	W-873-04	5/24/21		Carbon tetrachloride	<	0.5		ug/L	
OU1	W-873-04	5/24/21		Chlorobenzene	<	0.5		ug/L	
OU1	W-873-04	5/24/21		Chloroethane	<	0.5		ug/L	
OU1	W-873-04	5/24/21		Chloroform	<	0.5		ug/L	
OU1	W-873-04	5/24/21		Chloromethane	<	0.5		ug/L	
OU1	W-873-04	5/24/21		cis-1,2-Dichloroethene	<	0.5		ug/L	
OU1	W-873-04	5/24/21		cis-1,3-Dichloropropene	<	0.5		ug/L	
OU1	W-873-04	5/24/21		Dibromochloromethane	<	0.5		ug/L	
OU1	W-873-04	5/24/21		Dichlorodifluoromethane	<	0.5		ug/L	
OU1	W-873-04	5/24/21		Methylene chloride	<	1		ug/L	
OU1	W-873-04	5/24/21		Tetrachloroethene	<	0.5		ug/L	
OU1	W-873-04	5/24/21		trans-1,2-Dichloroethene	<	0.5		ug/L	
OU1	W-873-04	5/24/21		trans-1,3-Dichloropropene	<	0.5		ug/L	
OU1	W-873-04	5/24/21		Trichloroethene	<	0.5		ug/L	
OU1	W-873-04	5/24/21		Trichlorofluoromethane	<	0.5		ug/L	
OU1	W-873-04	5/24/21		Trichlorotrifluoroethane	<	0.5		ug/L	
OU1	W-873-04	5/24/21		Vinyl chloride	<	0.5		ug/L	
OU1	W-873-04	5/24/21		Field Oxidation Potential (Eh)		248		mVolts	
OU1	W-873-04	5/24/21		Field pH		7.93		Units	
OU1	W-873-04	5/24/21		Field Specific Conductance		1853		umhos/cm	
OU1	W-873-04	5/24/21		Field Temperature		21		Degrees C	
OU1	W-873-04	10/5/21		1,1-Dichloroethane	<	0.5		ug/L	
OU1	W-873-04	10/5/21		1,1-Dichloroethene	<	0.5		ug/L	
OU1	W-873-04	10/5/21		1,1,1-Trichloroethane	<	0.5		ug/L	
OU1	W-873-04	10/5/21		1,1,2-Trichloroethane	<	0.5		ug/L	
OU1	W-873-04	10/5/21		1,1,2,2-Tetrachloroethane	<	0.5		ug/L	
OU1	W-873-04	10/5/21		1,2-Dichlorobenzene	<	0.5		ug/L	
OU1	W-873-04	10/5/21		1,2-Dichloroethane	<	0.5		ug/L	
OU1	W-873-04	10/5/21		1,2-Dichloroethene (total)	<	1		ug/L	
OU1	W-873-04	10/5/21		1,2-Dichloropropane	<	0.5		ug/L	
OU1	W-873-04	10/5/21		1,3-Dichlorobenzene	<	0.5		ug/L	
OU1	W-873-04	10/5/21		1,4-Dichlorobenzene	<	0.5		ug/L	
OU1	W-873-04	10/5/21		2-Chloroethylvinylether	<	10		ug/L	
OU1	W-873-04	10/5/21		Bromodichloromethane	<	0.5		ug/L	
OU1	W-873-04	10/5/21		Bromoform	<	0.5		ug/L	
OU1	W-873-04	10/5/21		Bromomethane	<	1		ug/L	
OU1	W-873-04	10/5/21		Carbon tetrachloride	<	0.5		ug/L	
OU1	W-873-04	10/5/21		Chlorobenzene	<	0.5		ug/L	
OU1	W-873-04	10/5/21		Chloroethane	<	0.5		ug/L	
OU1	W-873-04	10/5/21		Chloroform	<	0.5		ug/L	
OU1	W-873-04	10/5/21		Chloromethane	<	0.5		ug/L	
OU1	W-873-04	10/5/21		cis-1,2-Dichloroethene	<	0.5		ug/L	
OU1	W-873-04	10/5/21		cis-1,3-Dichloropropene	<	0.5		ug/L	
OU1	W-873-04	10/5/21		Dibromochloromethane	<	0.5		ug/L	
OU1	W-873-04	10/5/21		Dichlorodifluoromethane	<	0.5		ug/L	
OU1	W-873-04	10/5/21		Methylene chloride	<	1		ug/L	
OU1	W-873-04	10/5/21		Tetrachloroethene	<	0.5		ug/L	
OU1	W-873-04	10/5/21		trans-1,2-Dichloroethene	<	0.5		ug/L	
OU1	W-873-04	10/5/21		trans-1,3-Dichloropropene	<	0.5		ug/L	
OU1	W-873-04	10/5/21		Trichloroethene	<	0.5		ug/L	
OU1	W-873-04	10/5/21		Trichlorofluoromethane	<	0.5		ug/L	
OU1	W-873-04	10/5/21		Trichlorotrifluoroethane	<	0.5		ug/L	
OU1	W-873-04	10/5/21		Vinyl chloride	<	0.5		ug/L	
OU1	W-873-04	10/5/21		Field Oxidation Potential (Eh)		78		mVolts	
OU1	W-873-04	10/5/21		Field pH		8.54		Units	
OU1	W-873-04	10/5/21		Field Specific Conductance		1790		umhos/cm	
OU1	W-873-04	10/5/21		Field Temperature		22.3		Degrees C	

Attachment 1. Table 1. Groundwater analytical data, Site 300, 2021.

OU	Location	Date	Sample Type	Parameter	LOS Indicator	Result	Error	Units	QA Flag
OU1	W-873-06	5/6/21		1,1-Dichloroethane	<	0.5		ug/L	
OU1	W-873-06	5/6/21		1,1-Dichloroethene	<	0.5		ug/L	
OU1	W-873-06	5/6/21		1,1,1-Trichloroethane	<	0.5		ug/L	
OU1	W-873-06	5/6/21		1,1,2-Trichloroethane	<	0.5		ug/L	
OU1	W-873-06	5/6/21		1,1,2,2-Tetrachloroethane	<	0.5		ug/L	
OU1	W-873-06	5/6/21		1,2-Dichlorobenzene	<	0.5		ug/L	
OU1	W-873-06	5/6/21		1,2-Dichloroethane	<	0.5		ug/L	
OU1	W-873-06	5/6/21		1,2-Dichloroethene (total)	<	1		ug/L	
OU1	W-873-06	5/6/21		1,2-Dichloropropane	<	0.5		ug/L	
OU1	W-873-06	5/6/21		1,3-Dichlorobenzene	<	0.5		ug/L	
OU1	W-873-06	5/6/21		1,4-Dichlorobenzene	<	0.5		ug/L	
OU1	W-873-06	5/6/21		2-Chloroethylvinylether	<	10		ug/L	
OU1	W-873-06	5/6/21		Bromodichloromethane	<	0.5		ug/L	
OU1	W-873-06	5/6/21		Bromoform	<	0.5		ug/L	
OU1	W-873-06	5/6/21		Bromomethane	<	1		ug/L	
OU1	W-873-06	5/6/21		Carbon tetrachloride	<	0.5		ug/L	
OU1	W-873-06	5/6/21		Chlorobenzene	<	0.5		ug/L	
OU1	W-873-06	5/6/21		Chloroethane	<	0.5		ug/L	
OU1	W-873-06	5/6/21		Chloroform	<	0.5		ug/L	
OU1	W-873-06	5/6/21		Chloromethane	<	0.5		ug/L	
OU1	W-873-06	5/6/21		cis-1,2-Dichloroethene	<	0.5		ug/L	
OU1	W-873-06	5/6/21		cis-1,3-Dichloropropene	<	0.5		ug/L	
OU1	W-873-06	5/6/21		Dibromochloromethane	<	0.5		ug/L	
OU1	W-873-06	5/6/21		Dichlorodifluoromethane	<	0.5		ug/L	
OU1	W-873-06	5/6/21		Methylene chloride	<	1		ug/L	
OU1	W-873-06	5/6/21		Tetrachloroethene	<	0.5		ug/L	
OU1	W-873-06	5/6/21		trans-1,2-Dichloroethene	<	0.5		ug/L	
OU1	W-873-06	5/6/21		trans-1,3-Dichloropropene	<	0.5		ug/L	
OU1	W-873-06	5/6/21		Trichloroethene		1.9		ug/L	
OU1	W-873-06	5/6/21		Trichlorofluoromethane	<	0.5		ug/L	
OU1	W-873-06	5/6/21		Trichlorotrifluoroethane	<	0.5		ug/L	
OU1	W-873-06	5/6/21		Vinyl chloride	<	0.5		ug/L	
OU1	W-873-06	5/6/21		Field Oxidation Potential (Eh)		134		mVolts	
OU1	W-873-06	5/6/21		Field pH		8.46		Units	
OU1	W-873-06	5/6/21		Field Specific Conductance		1170		umhos/cm	
OU1	W-873-06	5/6/21		Field Temperature		22.2		Degrees C	
OU1	W-873-06	11/1/21		1,1-Dichloroethane	<	0.5		ug/L	
OU1	W-873-06	11/1/21		1,1-Dichloroethene	<	0.5		ug/L	
OU1	W-873-06	11/1/21		1,1,1-Trichloroethane	<	0.5		ug/L	
OU1	W-873-06	11/1/21		1,1,2-Trichloroethane	<	0.5		ug/L	
OU1	W-873-06	11/1/21		1,1,2,2-Tetrachloroethane	<	0.5		ug/L	
OU1	W-873-06	11/1/21		1,2-Dichlorobenzene	<	0.5		ug/L	
OU1	W-873-06	11/1/21		1,2-Dichloroethane	<	0.5		ug/L	
OU1	W-873-06	11/1/21		1,2-Dichloroethene (total)	<	1		ug/L	
OU1	W-873-06	11/1/21		1,2-Dichloropropane	<	0.5		ug/L	
OU1	W-873-06	11/1/21		1,3-Dichlorobenzene	<	0.5		ug/L	
OU1	W-873-06	11/1/21		1,4-Dichlorobenzene	<	0.5		ug/L	
OU1	W-873-06	11/1/21		2-Chloroethylvinylether	<	10		ug/L	
OU1	W-873-06	11/1/21		Bromodichloromethane	<	0.5		ug/L	
OU1	W-873-06	11/1/21		Bromoform	<	0.5		ug/L	
OU1	W-873-06	11/1/21		Bromomethane	<	1		ug/L	
OU1	W-873-06	11/1/21		Carbon tetrachloride	<	0.5		ug/L	
OU1	W-873-06	11/1/21		Chlorobenzene	<	0.5		ug/L	
OU1	W-873-06	11/1/21		Chloroethane	<	0.5		ug/L	
OU1	W-873-06	11/1/21		Chloroform	<	0.5		ug/L	
OU1	W-873-06	11/1/21		Chloromethane	<	0.5		ug/L	
OU1	W-873-06	11/1/21		cis-1,2-Dichloroethene	<	0.5		ug/L	
OU1	W-873-06	11/1/21		cis-1,3-Dichloropropene	<	0.5		ug/L	
OU1	W-873-06	11/1/21		Dibromochloromethane	<	0.5		ug/L	
OU1	W-873-06	11/1/21		Dichlorodifluoromethane	<	0.5		ug/L	
OU1	W-873-06	11/1/21		Methylene chloride	<	1		ug/L	
OU1	W-873-06	11/1/21		Tetrachloroethene	<	0.5		ug/L	
OU1	W-873-06	11/1/21		trans-1,2-Dichloroethene	<	0.5		ug/L	
OU1	W-873-06	11/1/21		trans-1,3-Dichloropropene	<	0.5		ug/L	
OU1	W-873-06	11/1/21		Trichloroethene		1.7		ug/L	
OU1	W-873-06	11/1/21		Trichlorofluoromethane	<	0.5		ug/L	

Attachment 1. Table 1. Groundwater analytical data, Site 300, 2021.

OU	Location	Date	Sample Type	Parameter	LOS Indicator	Result	Error	Units	QA Flag
OU1	W-873-06	11/1/21		Trichlorotrifluoroethane	<	0.5		ug/L	
OU1	W-873-06	11/1/21		Vinyl chloride	<	0.5		ug/L	
OU1	W-873-06	11/1/21		Field Oxidation Potential (Eh)		119		mVolts	
OU1	W-873-06	11/1/21		Field pH		8.7		Units	
OU1	W-873-06	11/1/21		Field Specific Conductance		1037		umhos/cm	
OU1	W-873-06	11/1/21		Field Temperature		19.5		Degrees C	
OU1	W-873-06	11/1/21	DUP	1,1-Dichloroethane	<	0.5		ug/L	
OU1	W-873-06	11/1/21	DUP	1,1-Dichloroethene	<	0.5		ug/L	
OU1	W-873-06	11/1/21	DUP	1,1,1-Trichloroethane	<	0.5		ug/L	
OU1	W-873-06	11/1/21	DUP	1,1,2-Trichloroethane	<	0.5		ug/L	
OU1	W-873-06	11/1/21	DUP	1,1,2,2-Tetrachloroethane	<	0.5		ug/L	
OU1	W-873-06	11/1/21	DUP	1,2-Dichlorobenzene	<	0.5		ug/L	
OU1	W-873-06	11/1/21	DUP	1,2-Dichloroethane	<	0.5		ug/L	
OU1	W-873-06	11/1/21	DUP	1,2-Dichloroethene (total)	<	1		ug/L	
OU1	W-873-06	11/1/21	DUP	1,2-Dichloropropane	<	0.5		ug/L	
OU1	W-873-06	11/1/21	DUP	1,3-Dichlorobenzene	<	0.5		ug/L	
OU1	W-873-06	11/1/21	DUP	1,4-Dichlorobenzene	<	0.5		ug/L	
OU1	W-873-06	11/1/21	DUP	2-Chloroethylvinylether	<	1		ug/L	L
OU1	W-873-06	11/1/21	DUP	Bromodichloromethane	<	0.5		ug/L	
OU1	W-873-06	11/1/21	DUP	Bromoform	<	0.5		ug/L	
OU1	W-873-06	11/1/21	DUP	Bromomethane	<	0.5		ug/L	
OU1	W-873-06	11/1/21	DUP	Carbon tetrachloride	<	0.5		ug/L	
OU1	W-873-06	11/1/21	DUP	Chlorobenzene	<	0.5		ug/L	
OU1	W-873-06	11/1/21	DUP	Chloroethane	<	0.5		ug/L	
OU1	W-873-06	11/1/21	DUP	Chloroform	<	0.5		ug/L	
OU1	W-873-06	11/1/21	DUP	Chloromethane	<	0.5		ug/L	
OU1	W-873-06	11/1/21	DUP	cis-1,2-Dichloroethene	<	0.5		ug/L	
OU1	W-873-06	11/1/21	DUP	cis-1,3-Dichloropropene	<	0.5		ug/L	
OU1	W-873-06	11/1/21	DUP	Dibromochloromethane	<	0.5		ug/L	
OU1	W-873-06	11/1/21	DUP	Dichlorodifluoromethane	<	0.5		ug/L	
OU1	W-873-06	11/1/21	DUP	Methylene chloride	<	0.5		ug/L	
OU1	W-873-06	11/1/21	DUP	Tetrachloroethene	<	0.5		ug/L	
OU1	W-873-06	11/1/21	DUP	trans-1,2-Dichloroethene	<	0.5		ug/L	
OU1	W-873-06	11/1/21	DUP	trans-1,3-Dichloropropene	<	0.5		ug/L	
OU1	W-873-06	11/1/21	DUP	Trichloroethene		1.5		ug/L	
OU1	W-873-06	11/1/21	DUP	Trichlorofluoromethane	<	0.5		ug/L	
OU1	W-873-06	11/1/21	DUP	Trichlorotrifluoroethane	<	0.5		ug/L	
OU1	W-873-06	11/1/21	DUP	Vinyl chloride	<	0.5		ug/L	
OU1	W-873-07	3/16/21		1,1-Dichloroethane	<	0.5		ug/L	
OU1	W-873-07	3/16/21		1,1-Dichloroethene	<	0.5		ug/L	
OU1	W-873-07	3/16/21		1,1,1-Trichloroethane	<	0.5		ug/L	
OU1	W-873-07	3/16/21		1,1,2-Trichloroethane	<	0.5		ug/L	
OU1	W-873-07	3/16/21		1,1,2,2-Tetrachloroethane	<	0.5		ug/L	
OU1	W-873-07	3/16/21		1,2-Dichlorobenzene	<	0.5		ug/L	
OU1	W-873-07	3/16/21		1,2-Dichloroethane	<	0.5		ug/L	
OU1	W-873-07	3/16/21		1,2-Dichloroethene (total)	<	1		ug/L	
OU1	W-873-07	3/16/21		1,2-Dichloropropane	<	0.5		ug/L	
OU1	W-873-07	3/16/21		1,3-Dichlorobenzene	<	0.5		ug/L	
OU1	W-873-07	3/16/21		1,4-Dichlorobenzene	<	0.5		ug/L	
OU1	W-873-07	3/16/21		2-Chloroethylvinylether	<	1		ug/L	
OU1	W-873-07	3/16/21		Bromodichloromethane	<	0.5		ug/L	
OU1	W-873-07	3/16/21		Bromoform	<	0.5		ug/L	
OU1	W-873-07	3/16/21		Bromomethane	<	0.5		ug/L	
OU1	W-873-07	3/16/21		Carbon tetrachloride	<	0.5		ug/L	
OU1	W-873-07	3/16/21		Chlorobenzene	<	0.5		ug/L	
OU1	W-873-07	3/16/21		Chloroethane	<	0.5		ug/L	
OU1	W-873-07	3/16/21		Chloroform	<	0.5		ug/L	
OU1	W-873-07	3/16/21		Chloromethane	<	0.5		ug/L	
OU1	W-873-07	3/16/21		cis-1,2-Dichloroethene	<	0.5		ug/L	
OU1	W-873-07	3/16/21		cis-1,3-Dichloropropene	<	0.5		ug/L	
OU1	W-873-07	3/16/21		Dibromochloromethane	<	0.5		ug/L	
OU1	W-873-07	3/16/21		Dichlorodifluoromethane	<	0.5		ug/L	
OU1	W-873-07	3/16/21		Methylene chloride	<	0.5		ug/L	
OU1	W-873-07	3/16/21		Tetrachloroethene	<	0.5		ug/L	
OU1	W-873-07	3/16/21		trans-1,2-Dichloroethene	<	0.5		ug/L	
OU1	W-873-07	3/16/21		trans-1,3-Dichloropropene	<	0.5		ug/L	

Attachment 1. Table 1. Groundwater analytical data, Site 300, 2021.

OU	Location	Date	Sample Type	Parameter	LOS Indicator	Result	Error	Units	QA Flag
OU1	W-873-07	3/16/21		Trichloroethene		3.1		ug/L	
OU1	W-873-07	3/16/21		Trichlorofluoromethane		6.9		ug/L	
OU1	W-873-07	3/16/21		Trichlorotrifluoroethane	<	0.5		ug/L	
OU1	W-873-07	3/16/21		Vinyl chloride	<	0.5		ug/L	
OU1	W-873-07	4/21/21		1,1-Dichloroethane	<	0.5		ug/L	
OU1	W-873-07	4/21/21		1,1-Dichloroethene	<	0.5		ug/L	
OU1	W-873-07	4/21/21		1,1,1-Trichloroethane	<	0.5		ug/L	
OU1	W-873-07	4/21/21		1,1,2-Trichloroethane	<	0.5		ug/L	
OU1	W-873-07	4/21/21		1,1,2,2-Tetrachloroethane	<	0.5		ug/L	
OU1	W-873-07	4/21/21		1,2-Dichlorobenzene	<	0.5		ug/L	
OU1	W-873-07	4/21/21		1,2-Dichloroethane	<	0.5		ug/L	
OU1	W-873-07	4/21/21		1,2-Dichloroethene (total)	<	1		ug/L	
OU1	W-873-07	4/21/21		1,2-Dichloropropane	<	0.5		ug/L	
OU1	W-873-07	4/21/21		1,3-Dichlorobenzene	<	0.5		ug/L	
OU1	W-873-07	4/21/21		1,4-Dichlorobenzene	<	0.5		ug/L	
OU1	W-873-07	4/21/21		2-Chloroethylvinylether	<	10		ug/L	
OU1	W-873-07	4/21/21		Bromodichloromethane	<	0.5		ug/L	
OU1	W-873-07	4/21/21		Bromoform	<	0.5		ug/L	
OU1	W-873-07	4/21/21		Bromomethane	<	1		ug/L	
OU1	W-873-07	4/21/21		Carbon tetrachloride	<	0.5		ug/L	
OU1	W-873-07	4/21/21		Chlorobenzene	<	0.5		ug/L	
OU1	W-873-07	4/21/21		Chloroethane	<	0.5		ug/L	
OU1	W-873-07	4/21/21		Chloroform	<	0.5		ug/L	
OU1	W-873-07	4/21/21		Chloromethane	<	0.5		ug/L	
OU1	W-873-07	4/21/21		cis-1,2-Dichloroethene	<	0.5		ug/L	
OU1	W-873-07	4/21/21		cis-1,3-Dichloropropene	<	0.5		ug/L	
OU1	W-873-07	4/21/21		Dibromochloromethane	<	0.5		ug/L	
OU1	W-873-07	4/21/21		Dichlorodifluoromethane	<	0.5		ug/L	
OU1	W-873-07	4/21/21		Methylene chloride	<	1		ug/L	
OU1	W-873-07	4/21/21		Tetrachloroethene	<	0.5		ug/L	
OU1	W-873-07	4/21/21		trans-1,2-Dichloroethene	<	0.5		ug/L	
OU1	W-873-07	4/21/21		trans-1,3-Dichloropropene	<	0.5		ug/L	
OU1	W-873-07	4/21/21		Trichloroethene		3.6		ug/L	
OU1	W-873-07	4/21/21		Trichlorofluoromethane		6.2		ug/L	
OU1	W-873-07	4/21/21		Trichlorotrifluoroethane	<	0.5		ug/L	
OU1	W-873-07	4/21/21		Vinyl chloride	<	0.5		ug/L	
OU1	W-873-07	8/26/21		1,1-Dichloroethane	<	0.5		ug/L	
OU1	W-873-07	8/26/21		1,1-Dichloroethene	<	0.5		ug/L	
OU1	W-873-07	8/26/21		1,1,1-Trichloroethane	<	0.5		ug/L	
OU1	W-873-07	8/26/21		1,1,2-Trichloroethane	<	0.5		ug/L	
OU1	W-873-07	8/26/21		1,1,2,2-Tetrachloroethane	<	0.5		ug/L	
OU1	W-873-07	8/26/21		1,2-Dichlorobenzene	<	0.5		ug/L	
OU1	W-873-07	8/26/21		1,2-Dichloroethane	<	0.5		ug/L	
OU1	W-873-07	8/26/21		1,2-Dichloroethene (total)	<	1		ug/L	
OU1	W-873-07	8/26/21		1,2-Dichloropropane	<	0.5		ug/L	
OU1	W-873-07	8/26/21		1,3-Dichlorobenzene	<	0.5		ug/L	
OU1	W-873-07	8/26/21		1,4-Dichlorobenzene	<	0.5		ug/L	
OU1	W-873-07	8/26/21		2-Chloroethylvinylether	<	1		ug/L	
OU1	W-873-07	8/26/21		Bromodichloromethane	<	0.5		ug/L	
OU1	W-873-07	8/26/21		Bromoform	<	0.5		ug/L	
OU1	W-873-07	8/26/21		Bromomethane	<	0.5		ug/L	
OU1	W-873-07	8/26/21		Carbon tetrachloride	<	0.5		ug/L	
OU1	W-873-07	8/26/21		Chlorobenzene	<	0.5		ug/L	
OU1	W-873-07	8/26/21		Chloroethane	<	0.5		ug/L	
OU1	W-873-07	8/26/21		Chloroform	<	0.5		ug/L	
OU1	W-873-07	8/26/21		Chloromethane	<	0.5		ug/L	
OU1	W-873-07	8/26/21		cis-1,2-Dichloroethene	<	0.5		ug/L	
OU1	W-873-07	8/26/21		cis-1,3-Dichloropropene	<	0.5		ug/L	
OU1	W-873-07	8/26/21		Dibromochloromethane	<	0.5		ug/L	
OU1	W-873-07	8/26/21		Dichlorodifluoromethane	<	0.5		ug/L	
OU1	W-873-07	8/26/21		Methylene chloride	<	0.5		ug/L	
OU1	W-873-07	8/26/21		Tetrachloroethene	<	0.5		ug/L	
OU1	W-873-07	8/26/21		trans-1,2-Dichloroethene	<	0.5		ug/L	
OU1	W-873-07	8/26/21		trans-1,3-Dichloropropene	<	0.5		ug/L	
OU1	W-873-07	8/26/21		Trichloroethene		5.5		ug/L	
OU1	W-873-07	8/26/21		Trichlorofluoromethane		9.5		ug/L	

Attachment 1. Table 1. Groundwater analytical data, Site 300, 2021.

OU	Location	Date	Sample Type	Parameter	LOS Indicator	Result	Error	Units	QA Flag
OU1	W-873-07	8/26/21		Trichlorotrifluoroethane	<	0.5		ug/L	
OU1	W-873-07	8/26/21		Vinyl chloride	<	0.5		ug/L	
OU1	W-873-07	10/14/21		1,1-Dichloroethane	<	0.5		ug/L	
OU1	W-873-07	10/14/21		1,1-Dichloroethene	<	0.5		ug/L	
OU1	W-873-07	10/14/21		1,1,1-Trichloroethane	<	0.5		ug/L	
OU1	W-873-07	10/14/21		1,1,2-Trichloroethane	<	0.5		ug/L	
OU1	W-873-07	10/14/21		1,1,2,2-Tetrachloroethane	<	0.5		ug/L	
OU1	W-873-07	10/14/21		1,2-Dichlorobenzene	<	0.5		ug/L	
OU1	W-873-07	10/14/21		1,2-Dichloroethane	<	0.5		ug/L	
OU1	W-873-07	10/14/21		1,2-Dichloroethene (total)	<	1		ug/L	
OU1	W-873-07	10/14/21		1,2-Dichloropropane	<	0.5		ug/L	
OU1	W-873-07	10/14/21		1,3-Dichlorobenzene	<	0.5		ug/L	
OU1	W-873-07	10/14/21		1,4-Dichlorobenzene	<	0.5		ug/L	
OU1	W-873-07	10/14/21		2-Chloroethylvinylether	<	10		ug/L	
OU1	W-873-07	10/14/21		Bromodichloromethane	<	0.5		ug/L	
OU1	W-873-07	10/14/21		Bromoform	<	0.5		ug/L	
OU1	W-873-07	10/14/21		Bromomethane	<	1		ug/L	
OU1	W-873-07	10/14/21		Carbon tetrachloride	<	0.5		ug/L	
OU1	W-873-07	10/14/21		Chlorobenzene	<	0.5		ug/L	
OU1	W-873-07	10/14/21		Chloroethane	<	0.5		ug/L	
OU1	W-873-07	10/14/21		Chloroform	<	0.5		ug/L	
OU1	W-873-07	10/14/21		Chloromethane	<	0.5		ug/L	
OU1	W-873-07	10/14/21		cis-1,2-Dichloroethene	<	0.5		ug/L	
OU1	W-873-07	10/14/21		cis-1,3-Dichloropropene	<	0.5		ug/L	
OU1	W-873-07	10/14/21		Dibromochloromethane	<	0.5		ug/L	
OU1	W-873-07	10/14/21		Dichlorodifluoromethane	<	0.5		ug/L	
OU1	W-873-07	10/14/21		Methylene chloride	<	1		ug/L	
OU1	W-873-07	10/14/21		Tetrachloroethene	<	0.5		ug/L	
OU1	W-873-07	10/14/21		trans-1,2-Dichloroethene	<	0.5		ug/L	
OU1	W-873-07	10/14/21		trans-1,3-Dichloropropene	<	0.5		ug/L	
OU1	W-873-07	10/14/21		Trichloroethene		4		ug/L	
OU1	W-873-07	10/14/21		Trichlorofluoromethane		8.3		ug/L	
OU1	W-873-07	10/14/21		Trichlorotrifluoroethane	<	0.5		ug/L	
OU1	W-873-07	10/14/21		Vinyl chloride	<	0.5		ug/L	
OU1	W-875-01	5/6/21		1,1-Dichloroethane	<	0.5		ug/L	
OU1	W-875-01	5/6/21		1,1-Dichloroethene	<	0.5		ug/L	
OU1	W-875-01	5/6/21		1,1,1-Trichloroethane	<	0.5		ug/L	
OU1	W-875-01	5/6/21		1,1,2-Trichloroethane	<	0.5		ug/L	
OU1	W-875-01	5/6/21		1,1,2,2-Tetrachloroethane	<	0.5		ug/L	
OU1	W-875-01	5/6/21		1,2-Dichlorobenzene	<	0.5		ug/L	
OU1	W-875-01	5/6/21		1,2-Dichloroethane	<	0.5		ug/L	
OU1	W-875-01	5/6/21		1,2-Dichloroethene (total)	<	1		ug/L	
OU1	W-875-01	5/6/21		1,2-Dichloropropane	<	0.5		ug/L	
OU1	W-875-01	5/6/21		1,3-Dichlorobenzene	<	0.5		ug/L	
OU1	W-875-01	5/6/21		1,4-Dichlorobenzene	<	0.5		ug/L	
OU1	W-875-01	5/6/21		2-Chloroethylvinylether	<	10		ug/L	
OU1	W-875-01	5/6/21		Bromodichloromethane	<	0.5		ug/L	
OU1	W-875-01	5/6/21		Bromoform	<	0.5		ug/L	
OU1	W-875-01	5/6/21		Bromomethane	<	1		ug/L	
OU1	W-875-01	5/6/21		Carbon tetrachloride	<	0.5		ug/L	
OU1	W-875-01	5/6/21		Chlorobenzene	<	0.5		ug/L	
OU1	W-875-01	5/6/21		Chloroethane	<	0.5		ug/L	
OU1	W-875-01	5/6/21		Chloroform	<	0.5		ug/L	
OU1	W-875-01	5/6/21		Chloromethane	<	0.5		ug/L	
OU1	W-875-01	5/6/21		cis-1,2-Dichloroethene		0.82		ug/L	
OU1	W-875-01	5/6/21		cis-1,3-Dichloropropene	<	0.5		ug/L	
OU1	W-875-01	5/6/21		Dibromochloromethane	<	0.5		ug/L	
OU1	W-875-01	5/6/21		Dichlorodifluoromethane	<	0.5		ug/L	
OU1	W-875-01	5/6/21		Methylene chloride	<	1		ug/L	
OU1	W-875-01	5/6/21		Tetrachloroethene	<	0.5		ug/L	
OU1	W-875-01	5/6/21		trans-1,2-Dichloroethene	<	0.5		ug/L	
OU1	W-875-01	5/6/21		trans-1,3-Dichloropropene	<	0.5		ug/L	
OU1	W-875-01	5/6/21		Trichloroethene		1.8		ug/L	
OU1	W-875-01	5/6/21		Trichlorofluoromethane	<	0.5		ug/L	
OU1	W-875-01	5/6/21		Trichlorotrifluoroethane	<	0.5		ug/L	
OU1	W-875-01	5/6/21		Vinyl chloride	<	0.5		ug/L	

Attachment 1. Table 1. Groundwater analytical data, Site 300, 2021.

OU	Location	Date	Sample Type	Parameter	LOS Indicator	Result	Error	Units	QA Flag
OU1	W-875-01	5/6/21		Field Oxidation Potential (Eh)		87		mVolts	
OU1	W-875-01	5/6/21		Field pH		7.79		Units	
OU1	W-875-01	5/6/21		Field Specific Conductance		1194		umhos/cm	
OU1	W-875-01	5/6/21		Field Temperature		22.8		Degrees C	
OU1	W-875-01	10/28/21		1,1-Dichloroethane	<	0.5		ug/L	
OU1	W-875-01	10/28/21		1,1-Dichloroethene	<	0.5		ug/L	
OU1	W-875-01	10/28/21		1,1,1-Trichloroethane	<	0.5		ug/L	
OU1	W-875-01	10/28/21		1,1,2-Trichloroethane	<	0.5		ug/L	
OU1	W-875-01	10/28/21		1,1,2,2-Tetrachloroethane	<	0.5		ug/L	
OU1	W-875-01	10/28/21		1,2-Dichlorobenzene	<	0.5		ug/L	
OU1	W-875-01	10/28/21		1,2-Dichloroethane	<	0.5		ug/L	
OU1	W-875-01	10/28/21		1,2-Dichloroethene (total)		1		ug/L	
OU1	W-875-01	10/28/21		1,2-Dichloropropane	<	0.5		ug/L	
OU1	W-875-01	10/28/21		1,3-Dichlorobenzene	<	0.5		ug/L	
OU1	W-875-01	10/28/21		1,4-Dichlorobenzene	<	0.5		ug/L	
OU1	W-875-01	10/28/21		2-Chloroethylvinylether	<	10		ug/L	
OU1	W-875-01	10/28/21		Bromodichloromethane	<	0.5		ug/L	
OU1	W-875-01	10/28/21		Bromoform	<	0.5		ug/L	
OU1	W-875-01	10/28/21		Bromomethane	<	1		ug/L	
OU1	W-875-01	10/28/21		Carbon tetrachloride	<	0.5		ug/L	
OU1	W-875-01	10/28/21		Chlorobenzene	<	0.5		ug/L	
OU1	W-875-01	10/28/21		Chloroethane	<	0.5		ug/L	
OU1	W-875-01	10/28/21		Chloroform	<	0.5		ug/L	
OU1	W-875-01	10/28/21		Chloromethane	<	0.5		ug/L	
OU1	W-875-01	10/28/21		cis-1,2-Dichloroethene		0.9		ug/L	
OU1	W-875-01	10/28/21		cis-1,3-Dichloropropene	<	0.5		ug/L	
OU1	W-875-01	10/28/21		Dibromochloromethane	<	0.5		ug/L	
OU1	W-875-01	10/28/21		Dichlorodifluoromethane	<	0.5		ug/L	
OU1	W-875-01	10/28/21		Methylene chloride	<	1		ug/L	
OU1	W-875-01	10/28/21		Tetrachloroethene	<	0.5		ug/L	
OU1	W-875-01	10/28/21		trans-1,2-Dichloroethene	<	0.5		ug/L	
OU1	W-875-01	10/28/21		trans-1,3-Dichloropropene	<	0.5		ug/L	
OU1	W-875-01	10/28/21		Trichloroethene		2.9		ug/L	
OU1	W-875-01	10/28/21		Trichlorofluoromethane	<	0.5		ug/L	
OU1	W-875-01	10/28/21		Trichlorotrifluoroethane	<	0.5		ug/L	
OU1	W-875-01	10/28/21		Vinyl chloride	<	0.5		ug/L	
OU1	W-875-01	10/28/21		Field Oxidation Potential (Eh)		28		mVolts	
OU1	W-875-01	10/28/21		Field pH		7.8		Units	
OU1	W-875-01	10/28/21		Field Specific Conductance		1177		umhos/cm	
OU1	W-875-01	10/28/21		Field Temperature		20		Degrees C	
OU1	W-875-01	10/28/21	DUP	1,1-Dichloroethane	<	0.5		ug/L	
OU1	W-875-01	10/28/21	DUP	1,1-Dichloroethene	<	0.5		ug/L	
OU1	W-875-01	10/28/21	DUP	1,1,1-Trichloroethane	<	0.5		ug/L	
OU1	W-875-01	10/28/21	DUP	1,1,2-Trichloroethane	<	0.5		ug/L	
OU1	W-875-01	10/28/21	DUP	1,1,2,2-Tetrachloroethane	<	0.5		ug/L	
OU1	W-875-01	10/28/21	DUP	1,2-Dichlorobenzene	<	0.5		ug/L	
OU1	W-875-01	10/28/21	DUP	1,2-Dichloroethane	<	0.5		ug/L	
OU1	W-875-01	10/28/21	DUP	1,2-Dichloroethene (total)	<	1		ug/L	
OU1	W-875-01	10/28/21	DUP	1,2-Dichloropropane	<	0.5		ug/L	
OU1	W-875-01	10/28/21	DUP	1,3-Dichlorobenzene	<	0.5		ug/L	
OU1	W-875-01	10/28/21	DUP	1,4-Dichlorobenzene	<	0.5		ug/L	
OU1	W-875-01	10/28/21	DUP	2-Chloroethylvinylether	<	1		ug/L	
OU1	W-875-01	10/28/21	DUP	Bromodichloromethane	<	0.5		ug/L	
OU1	W-875-01	10/28/21	DUP	Bromoform	<	0.5		ug/L	
OU1	W-875-01	10/28/21	DUP	Bromomethane	<	0.5		ug/L	
OU1	W-875-01	10/28/21	DUP	Carbon tetrachloride	<	0.5		ug/L	
OU1	W-875-01	10/28/21	DUP	Chlorobenzene	<	0.5		ug/L	
OU1	W-875-01	10/28/21	DUP	Chloroethane	<	0.5		ug/L	
OU1	W-875-01	10/28/21	DUP	Chloroform	<	0.5		ug/L	
OU1	W-875-01	10/28/21	DUP	Chloromethane	<	0.5		ug/L	
OU1	W-875-01	10/28/21	DUP	cis-1,2-Dichloroethene		0.71		ug/L	
OU1	W-875-01	10/28/21	DUP	cis-1,3-Dichloropropene	<	0.5		ug/L	
OU1	W-875-01	10/28/21	DUP	Dibromochloromethane	<	0.5		ug/L	
OU1	W-875-01	10/28/21	DUP	Dichlorodifluoromethane	<	0.5		ug/L	
OU1	W-875-01	10/28/21	DUP	Methylene chloride	<	0.5		ug/L	
OU1	W-875-01	10/28/21	DUP	Tetrachloroethene	<	0.5		ug/L	

Attachment 1. Table 1. Groundwater analytical data, Site 300, 2021.

OU	Location	Date	Sample Type	Parameter	LOS Indicator	Result	Error	Units	QA Flag
OU1	W-875-01	10/28/21	DUP	trans-1,2-Dichloroethene	<	0.5		ug/L	
OU1	W-875-01	10/28/21	DUP	trans-1,3-Dichloropropene	<	0.5		ug/L	
OU1	W-875-01	10/28/21	DUP	Trichloroethene		2.6		ug/L	
OU1	W-875-01	10/28/21	DUP	Trichlorofluoromethane	<	0.5		ug/L	
OU1	W-875-01	10/28/21	DUP	Trichlorotrifluoroethane	<	0.5		ug/L	
OU1	W-875-01	10/28/21	DUP	Vinyl chloride	<	0.5		ug/L	
OU1	W-875-02	6/24/21		1,1-Dichloroethane	<	0.5		ug/L	
OU1	W-875-02	6/24/21		1,1-Dichloroethene	<	0.5		ug/L	
OU1	W-875-02	6/24/21		1,1,1-Trichloroethane	<	0.5		ug/L	
OU1	W-875-02	6/24/21		1,1,2-Trichloroethane	<	0.5		ug/L	
OU1	W-875-02	6/24/21		1,1,2,2-Tetrachloroethane	<	0.5		ug/L	
OU1	W-875-02	6/24/21		1,2-Dichlorobenzene	<	0.5		ug/L	
OU1	W-875-02	6/24/21		1,2-Dichloroethane	<	0.5		ug/L	
OU1	W-875-02	6/24/21		1,2-Dichloroethene (total)	<	1		ug/L	
OU1	W-875-02	6/24/21		1,2-Dichloropropane	<	0.5		ug/L	
OU1	W-875-02	6/24/21		1,3-Dichlorobenzene	<	0.5		ug/L	
OU1	W-875-02	6/24/21		1,4-Dichlorobenzene	<	0.5		ug/L	
OU1	W-875-02	6/24/21		2-Chloroethylvinylether	<	10		ug/L	
OU1	W-875-02	6/24/21		Bromodichloromethane	<	0.5		ug/L	
OU1	W-875-02	6/24/21		Bromoform	<	0.5		ug/L	
OU1	W-875-02	6/24/21		Bromomethane	<	1		ug/L	
OU1	W-875-02	6/24/21		Carbon tetrachloride	<	0.5		ug/L	
OU1	W-875-02	6/24/21		Chlorobenzene	<	0.5		ug/L	
OU1	W-875-02	6/24/21		Chloroethane	<	0.5		ug/L	
OU1	W-875-02	6/24/21		Chloroform	<	0.5		ug/L	
OU1	W-875-02	6/24/21		Chloromethane	<	0.5		ug/L	
OU1	W-875-02	6/24/21		cis-1,2-Dichloroethene	<	0.5		ug/L	
OU1	W-875-02	6/24/21		cis-1,3-Dichloropropene	<	0.5		ug/L	
OU1	W-875-02	6/24/21		Dibromochloromethane	<	0.5		ug/L	
OU1	W-875-02	6/24/21		Dichlorodifluoromethane	<	0.5		ug/L	
OU1	W-875-02	6/24/21		Methylene chloride	<	1		ug/L	
OU1	W-875-02	6/24/21		Tetrachloroethene	<	0.5		ug/L	
OU1	W-875-02	6/24/21		trans-1,2-Dichloroethene	<	0.5		ug/L	
OU1	W-875-02	6/24/21		trans-1,3-Dichloropropene	<	0.5		ug/L	
OU1	W-875-02	6/24/21		Trichloroethene	<	0.5		ug/L	
OU1	W-875-02	6/24/21		Trichlorofluoromethane	<	0.5		ug/L	
OU1	W-875-02	6/24/21		Trichlorotrifluoroethane	<	0.5		ug/L	
OU1	W-875-02	6/24/21		Vinyl chloride	<	0.5		ug/L	
OU1	W-875-02	6/24/21		Field Oxidation Potential (Eh)		122		mVolts	
OU1	W-875-02	6/24/21		Field pH		8.13		Units	
OU1	W-875-02	6/24/21		Field Specific Conductance		1817		umhos/cm	
OU1	W-875-02	6/24/21		Field Temperature		21.3		Degrees C	
OU1	W-875-02	10/28/21		1,1-Dichloroethane	<	0.5		ug/L	
OU1	W-875-02	10/28/21		1,1-Dichloroethene	<	0.5		ug/L	
OU1	W-875-02	10/28/21		1,1,1-Trichloroethane	<	0.5		ug/L	
OU1	W-875-02	10/28/21		1,1,2-Trichloroethane	<	0.5		ug/L	
OU1	W-875-02	10/28/21		1,1,2,2-Tetrachloroethane	<	0.5		ug/L	
OU1	W-875-02	10/28/21		1,2-Dichlorobenzene	<	0.5		ug/L	
OU1	W-875-02	10/28/21		1,2-Dichloroethane	<	0.5		ug/L	
OU1	W-875-02	10/28/21		1,2-Dichloroethene (total)	<	1		ug/L	
OU1	W-875-02	10/28/21		1,2-Dichloropropane	<	0.5		ug/L	
OU1	W-875-02	10/28/21		1,3-Dichlorobenzene	<	0.5		ug/L	
OU1	W-875-02	10/28/21		1,4-Dichlorobenzene	<	0.5		ug/L	
OU1	W-875-02	10/28/21		2-Chloroethylvinylether	<	10		ug/L	
OU1	W-875-02	10/28/21		Bromodichloromethane	<	0.5		ug/L	
OU1	W-875-02	10/28/21		Bromoform	<	0.5		ug/L	
OU1	W-875-02	10/28/21		Bromomethane	<	1		ug/L	
OU1	W-875-02	10/28/21		Carbon tetrachloride	<	0.5		ug/L	
OU1	W-875-02	10/28/21		Chlorobenzene	<	0.5		ug/L	
OU1	W-875-02	10/28/21		Chloroethane	<	0.5		ug/L	
OU1	W-875-02	10/28/21		Chloroform	<	0.5		ug/L	
OU1	W-875-02	10/28/21		Chloromethane	<	0.5		ug/L	
OU1	W-875-02	10/28/21		cis-1,2-Dichloroethene	<	0.5		ug/L	
OU1	W-875-02	10/28/21		cis-1,3-Dichloropropene	<	0.5		ug/L	
OU1	W-875-02	10/28/21		Dibromochloromethane	<	0.5		ug/L	
OU1	W-875-02	10/28/21		Dichlorodifluoromethane	<	0.5		ug/L	

Attachment 1. Table 1. Groundwater analytical data, Site 300, 2021.

OU	Location	Date	Sample Type	Parameter	LOS Indicator	Result	Error	Units	QA Flag
OU1	W-875-02	10/28/21		Methylene chloride	<	1		ug/L	
OU1	W-875-02	10/28/21		Tetrachloroethene	<	0.5		ug/L	
OU1	W-875-02	10/28/21		trans-1,2-Dichloroethene	<	0.5		ug/L	
OU1	W-875-02	10/28/21		trans-1,3-Dichloropropene	<	0.5		ug/L	
OU1	W-875-02	10/28/21		Trichloroethene	<	0.5		ug/L	
OU1	W-875-02	10/28/21		Trichlorofluoromethane	<	0.5		ug/L	
OU1	W-875-02	10/28/21		Trichlorotrifluoroethane	<	0.5		ug/L	
OU1	W-875-02	10/28/21		Vinyl chloride	<	0.5		ug/L	
OU1	W-875-02	10/28/21		Field Oxidation Potential (Eh)		68		mVolts	
OU1	W-875-02	10/28/21		Field pH		8.03		Units	
OU1	W-875-02	10/28/21		Field Specific Conductance		1790		umhos/cm	
OU1	W-875-02	10/28/21		Field Temperature		19.8		Degrees C	
OU1	W-875-03	5/25/21		1,1-Dichloroethane	<	0.5		ug/L	
OU1	W-875-03	5/25/21		1,1-Dichloroethene	<	0.5		ug/L	
OU1	W-875-03	5/25/21		1,1,1-Trichloroethane	<	0.5		ug/L	
OU1	W-875-03	5/25/21		1,1,2-Trichloroethane	<	0.5		ug/L	
OU1	W-875-03	5/25/21		1,1,2,2-Tetrachloroethane	<	0.5		ug/L	
OU1	W-875-03	5/25/21		1,2-Dichlorobenzene	<	0.5		ug/L	
OU1	W-875-03	5/25/21		1,2-Dichloroethane	<	0.5		ug/L	
OU1	W-875-03	5/25/21		1,2-Dichloroethene (total)	<	1		ug/L	
OU1	W-875-03	5/25/21		1,2-Dichloropropane	<	0.5		ug/L	
OU1	W-875-03	5/25/21		1,3-Dichlorobenzene	<	0.5		ug/L	
OU1	W-875-03	5/25/21		1,4-Dichlorobenzene	<	0.5		ug/L	
OU1	W-875-03	5/25/21		2-Chloroethylvinylether	<	10		ug/L	
OU1	W-875-03	5/25/21		Bromodichloromethane	<	0.5		ug/L	
OU1	W-875-03	5/25/21		Bromoform	<	0.5		ug/L	
OU1	W-875-03	5/25/21		Bromomethane	<	1		ug/L	
OU1	W-875-03	5/25/21		Carbon tetrachloride	<	0.5		ug/L	
OU1	W-875-03	5/25/21		Chlorobenzene	<	0.5		ug/L	
OU1	W-875-03	5/25/21		Chloroethane	<	0.5		ug/L	
OU1	W-875-03	5/25/21		Chloroform	<	0.5		ug/L	
OU1	W-875-03	5/25/21		Chloromethane	<	0.5		ug/L	
OU1	W-875-03	5/25/21		cis-1,2-Dichloroethene	<	0.5		ug/L	
OU1	W-875-03	5/25/21		cis-1,3-Dichloropropene	<	0.5		ug/L	
OU1	W-875-03	5/25/21		Dibromochloromethane	<	0.5		ug/L	
OU1	W-875-03	5/25/21		Dichlorodifluoromethane	<	0.5		ug/L	
OU1	W-875-03	5/25/21		Methylene chloride	<	1		ug/L	
OU1	W-875-03	5/25/21		Tetrachloroethene	<	0.5		ug/L	
OU1	W-875-03	5/25/21		trans-1,2-Dichloroethene	<	0.5		ug/L	
OU1	W-875-03	5/25/21		trans-1,3-Dichloropropene	<	0.5		ug/L	
OU1	W-875-03	5/25/21		Trichloroethene	<	0.5		ug/L	
OU1	W-875-03	5/25/21		Trichlorofluoromethane	<	0.5		ug/L	
OU1	W-875-03	5/25/21		Trichlorotrifluoroethane	<	0.5		ug/L	
OU1	W-875-03	5/25/21		Vinyl chloride	<	0.5		ug/L	
OU1	W-875-03	5/25/21		Field Oxidation Potential (Eh)		-59		mVolts	
OU1	W-875-03	5/25/21		Field pH		7.15		Units	
OU1	W-875-03	5/25/21		Field Specific Conductance		220.3		umhos/cm	
OU1	W-875-03	5/25/21		Field Temperature		19.5		Degrees C	
OU1	W-875-03	11/15/21		1,1-Dichloroethane	<	0.5		ug/L	
OU1	W-875-03	11/15/21		1,1-Dichloroethene	<	0.5		ug/L	
OU1	W-875-03	11/15/21		1,1,1-Trichloroethane	<	0.5		ug/L	
OU1	W-875-03	11/15/21		1,1,2-Trichloroethane	<	0.5		ug/L	
OU1	W-875-03	11/15/21		1,1,2,2-Tetrachloroethane	<	0.5		ug/L	
OU1	W-875-03	11/15/21		1,2-Dichlorobenzene	<	0.5		ug/L	
OU1	W-875-03	11/15/21		1,2-Dichloroethane	<	0.5		ug/L	
OU1	W-875-03	11/15/21		1,2-Dichloroethene (total)	<	1		ug/L	
OU1	W-875-03	11/15/21		1,2-Dichloropropane	<	0.5		ug/L	
OU1	W-875-03	11/15/21		1,3-Dichlorobenzene	<	0.5		ug/L	
OU1	W-875-03	11/15/21		1,4-Dichlorobenzene	<	0.5		ug/L	
OU1	W-875-03	11/15/21		2-Chloroethylvinylether	<	10		ug/L	O
OU1	W-875-03	11/15/21		Bromodichloromethane	<	0.5		ug/L	
OU1	W-875-03	11/15/21		Bromoform	<	0.5		ug/L	
OU1	W-875-03	11/15/21		Bromomethane	<	1		ug/L	
OU1	W-875-03	11/15/21		Carbon tetrachloride	<	0.5		ug/L	
OU1	W-875-03	11/15/21		Chlorobenzene	<	0.5		ug/L	
OU1	W-875-03	11/15/21		Chloroethane	<	0.5		ug/L	

Attachment 1. Table 1. Groundwater analytical data, Site 300, 2021.

OU	Location	Date	Sample Type	Parameter	LOS Indicator	Result	Error	Units	QA Flag
OU1	W-875-03	11/15/21		Chloroform	<	0.5		ug/L	
OU1	W-875-03	11/15/21		Chloromethane	<	0.5		ug/L	
OU1	W-875-03	11/15/21		cis-1,2-Dichloroethene	<	0.5		ug/L	
OU1	W-875-03	11/15/21		cis-1,3-Dichloropropene	<	0.5		ug/L	
OU1	W-875-03	11/15/21		Dibromochloromethane	<	0.5		ug/L	
OU1	W-875-03	11/15/21		Dichlorodifluoromethane	<	0.5		ug/L	
OU1	W-875-03	11/15/21		Methylene chloride	<	1		ug/L	
OU1	W-875-03	11/15/21		Tetrachloroethene	<	0.5		ug/L	
OU1	W-875-03	11/15/21		trans-1,2-Dichloroethene	<	0.5		ug/L	
OU1	W-875-03	11/15/21		trans-1,3-Dichloropropene	<	0.5		ug/L	
OU1	W-875-03	11/15/21		Trichloroethene	<	0.5		ug/L	
OU1	W-875-03	11/15/21		Trichlorofluoromethane	<	0.5		ug/L	
OU1	W-875-03	11/15/21		Trichlorotrifluoroethane	<	0.5		ug/L	
OU1	W-875-03	11/15/21		Vinyl chloride	<	0.5		ug/L	
OU1	W-875-03	11/15/21		Field Oxidation Potential (Eh)		18		mVolts	
OU1	W-875-03	11/15/21		Field pH		6.51		Units	
OU1	W-875-03	11/15/21		Field Specific Conductance		157		umhos/cm	
OU1	W-875-03	11/15/21		Field Temperature		20.5		Degrees C	
OU1	W-875-04	5/20/21		1,1-Dichloroethane	<	0.5		ug/L	
OU1	W-875-04	5/20/21		1,1-Dichloroethene	<	0.5		ug/L	
OU1	W-875-04	5/20/21		1,1,1-Trichloroethane	<	0.5		ug/L	
OU1	W-875-04	5/20/21		1,1,2-Trichloroethane	<	0.5		ug/L	
OU1	W-875-04	5/20/21		1,1,2,2-Tetrachloroethane	<	0.5		ug/L	
OU1	W-875-04	5/20/21		1,2-Dichlorobenzene	<	0.5		ug/L	
OU1	W-875-04	5/20/21		1,2-Dichloroethane	<	0.5		ug/L	
OU1	W-875-04	5/20/21		1,2-Dichloroethene (total)	<	1		ug/L	
OU1	W-875-04	5/20/21		1,2-Dichloropropane	<	0.5		ug/L	
OU1	W-875-04	5/20/21		1,3-Dichlorobenzene	<	0.5		ug/L	
OU1	W-875-04	5/20/21		1,4-Dichlorobenzene	<	0.5		ug/L	
OU1	W-875-04	5/20/21		2-Chloroethylvinylether	<	10		ug/L	
OU1	W-875-04	5/20/21		Bromodichloromethane	<	0.5		ug/L	
OU1	W-875-04	5/20/21		Bromoform	<	0.5		ug/L	
OU1	W-875-04	5/20/21		Bromomethane	<	1		ug/L	
OU1	W-875-04	5/20/21		Carbon tetrachloride	<	0.5		ug/L	
OU1	W-875-04	5/20/21		Chlorobenzene	<	0.5		ug/L	
OU1	W-875-04	5/20/21		Chloroethane	<	0.5		ug/L	
OU1	W-875-04	5/20/21		Chloroform	<	0.5		ug/L	
OU1	W-875-04	5/20/21		Chloromethane	<	0.5		ug/L	
OU1	W-875-04	5/20/21		cis-1,2-Dichloroethene	<	0.5		ug/L	
OU1	W-875-04	5/20/21		cis-1,3-Dichloropropene	<	0.5		ug/L	
OU1	W-875-04	5/20/21		Dibromochloromethane	<	0.5		ug/L	
OU1	W-875-04	5/20/21		Dichlorodifluoromethane	<	0.5		ug/L	
OU1	W-875-04	5/20/21		Methylene chloride	<	1		ug/L	
OU1	W-875-04	5/20/21		Tetrachloroethene	<	0.5		ug/L	
OU1	W-875-04	5/20/21		trans-1,2-Dichloroethene	<	0.5		ug/L	
OU1	W-875-04	5/20/21		trans-1,3-Dichloropropene	<	0.5		ug/L	
OU1	W-875-04	5/20/21		Trichloroethene	<	0.5		ug/L	
OU1	W-875-04	5/20/21		Trichlorofluoromethane	<	0.5		ug/L	
OU1	W-875-04	5/20/21		Trichlorotrifluoroethane	<	0.5		ug/L	
OU1	W-875-04	5/20/21		Vinyl chloride	<	0.5		ug/L	
OU1	W-875-04	5/20/21		Field Oxidation Potential (Eh)		236		mVolts	
OU1	W-875-04	5/20/21		Field pH		7.93		Units	
OU1	W-875-04	5/20/21		Field Specific Conductance		1451		umhos/cm	
OU1	W-875-04	5/20/21		Field Temperature		20		Degrees C	
OU1	W-875-04	10/28/21		1,1-Dichloroethane	<	0.5		ug/L	
OU1	W-875-04	10/28/21		1,1-Dichloroethene	<	0.5		ug/L	
OU1	W-875-04	10/28/21		1,1,1-Trichloroethane	<	0.5		ug/L	
OU1	W-875-04	10/28/21		1,1,2-Trichloroethane	<	0.5		ug/L	
OU1	W-875-04	10/28/21		1,1,2,2-Tetrachloroethane	<	0.5		ug/L	
OU1	W-875-04	10/28/21		1,2-Dichlorobenzene	<	0.5		ug/L	
OU1	W-875-04	10/28/21		1,2-Dichloroethane	<	0.5		ug/L	
OU1	W-875-04	10/28/21		1,2-Dichloroethene (total)	<	1		ug/L	
OU1	W-875-04	10/28/21		1,2-Dichloropropane	<	0.5		ug/L	
OU1	W-875-04	10/28/21		1,3-Dichlorobenzene	<	0.5		ug/L	
OU1	W-875-04	10/28/21		1,4-Dichlorobenzene	<	0.5		ug/L	
OU1	W-875-04	10/28/21		2-Chloroethylvinylether	<	10		ug/L	

Attachment 1. Table 1. Groundwater analytical data, Site 300, 2021.

OU	Location	Date	Sample Type	Parameter	LOS Indicator	Result	Error	Units	QA Flag
OU1	W-875-04	10/28/21		Bromodichloromethane	<	0.5		ug/L	
OU1	W-875-04	10/28/21		Bromoform	<	0.5		ug/L	
OU1	W-875-04	10/28/21		Bromomethane	<	1		ug/L	
OU1	W-875-04	10/28/21		Carbon tetrachloride	<	0.5		ug/L	
OU1	W-875-04	10/28/21		Chlorobenzene	<	0.5		ug/L	
OU1	W-875-04	10/28/21		Chloroethane	<	0.5		ug/L	
OU1	W-875-04	10/28/21		Chloroform	<	0.5		ug/L	
OU1	W-875-04	10/28/21		Chloromethane	<	0.5		ug/L	
OU1	W-875-04	10/28/21		cis-1,2-Dichloroethene	<	0.5		ug/L	
OU1	W-875-04	10/28/21		cis-1,3-Dichloropropene	<	0.5		ug/L	
OU1	W-875-04	10/28/21		Dibromochloromethane	<	0.5		ug/L	
OU1	W-875-04	10/28/21		Dichlorodifluoromethane	<	0.5		ug/L	
OU1	W-875-04	10/28/21		Methylene chloride	<	1		ug/L	
OU1	W-875-04	10/28/21		Tetrachloroethene	<	0.5		ug/L	
OU1	W-875-04	10/28/21		trans-1,2-Dichloroethene	<	0.5		ug/L	
OU1	W-875-04	10/28/21		trans-1,3-Dichloropropene	<	0.5		ug/L	
OU1	W-875-04	10/28/21		Trichloroethene	<	0.5		ug/L	
OU1	W-875-04	10/28/21		Trichlorofluoromethane	<	0.5		ug/L	
OU1	W-875-04	10/28/21		Trichlorotrifluoroethane	<	0.5		ug/L	
OU1	W-875-04	10/28/21		Vinyl chloride	<	0.5		ug/L	
OU1	W-875-04	10/28/21		Field Oxidation Potential (Eh)		100		mVolts	
OU1	W-875-04	10/28/21		Field pH		8.47		Units	
OU1	W-875-04	10/28/21		Field Specific Conductance		1099		umhos/cm	
OU1	W-875-04	10/28/21		Field Temperature		20		Degrees C	
OU1	W-875-05	5/6/21		1,1-Dichloroethane	<	0.5		ug/L	
OU1	W-875-05	5/6/21		1,1-Dichloroethene	<	0.5		ug/L	
OU1	W-875-05	5/6/21		1,1,1-Trichloroethane	<	0.5		ug/L	
OU1	W-875-05	5/6/21		1,1,2-Trichloroethane	<	0.5		ug/L	
OU1	W-875-05	5/6/21		1,1,2,2-Tetrachloroethane	<	0.5		ug/L	
OU1	W-875-05	5/6/21		1,2-Dichlorobenzene	<	0.5		ug/L	
OU1	W-875-05	5/6/21		1,2-Dichloroethane	<	0.5		ug/L	
OU1	W-875-05	5/6/21		1,2-Dichloroethene (total)	<	1		ug/L	
OU1	W-875-05	5/6/21		1,2-Dichloropropane	<	0.5		ug/L	
OU1	W-875-05	5/6/21		1,3-Dichlorobenzene	<	0.5		ug/L	
OU1	W-875-05	5/6/21		1,4-Dichlorobenzene	<	0.5		ug/L	
OU1	W-875-05	5/6/21		2-Chloroethylvinylether	<	10		ug/L	
OU1	W-875-05	5/6/21		Bromodichloromethane	<	0.5		ug/L	
OU1	W-875-05	5/6/21		Bromoform	<	0.5		ug/L	
OU1	W-875-05	5/6/21		Bromomethane	<	1		ug/L	
OU1	W-875-05	5/6/21		Carbon tetrachloride	<	0.5		ug/L	
OU1	W-875-05	5/6/21		Chlorobenzene	<	0.5		ug/L	
OU1	W-875-05	5/6/21		Chloroethane	<	0.5		ug/L	
OU1	W-875-05	5/6/21		Chloroform	<	0.5		ug/L	
OU1	W-875-05	5/6/21		Chloromethane	<	0.5		ug/L	
OU1	W-875-05	5/6/21		cis-1,2-Dichloroethene	<	0.5		ug/L	
OU1	W-875-05	5/6/21		cis-1,3-Dichloropropene	<	0.5		ug/L	
OU1	W-875-05	5/6/21		Dibromochloromethane	<	0.5		ug/L	
OU1	W-875-05	5/6/21		Dichlorodifluoromethane	<	0.5		ug/L	
OU1	W-875-05	5/6/21		Methylene chloride	<	1		ug/L	
OU1	W-875-05	5/6/21		Tetrachloroethene	<	0.5		ug/L	
OU1	W-875-05	5/6/21		trans-1,2-Dichloroethene	<	0.5		ug/L	
OU1	W-875-05	5/6/21		trans-1,3-Dichloropropene	<	0.5		ug/L	
OU1	W-875-05	5/6/21		Trichloroethene	<	0.5		ug/L	
OU1	W-875-05	5/6/21		Trichlorofluoromethane	<	0.5		ug/L	
OU1	W-875-05	5/6/21		Trichlorotrifluoroethane	<	0.5		ug/L	
OU1	W-875-05	5/6/21		Vinyl chloride	<	0.5		ug/L	
OU1	W-875-05	5/6/21		Field Oxidation Potential (Eh)		69		mVolts	
OU1	W-875-05	5/6/21		Field pH		8.3		Units	
OU1	W-875-05	5/6/21		Field Specific Conductance		1469		umhos/cm	
OU1	W-875-05	5/6/21		Field Temperature		23.1		Degrees C	
OU1	W-875-05	10/28/21		1,1-Dichloroethane	<	0.5		ug/L	
OU1	W-875-05	10/28/21		1,1-Dichloroethene	<	0.5		ug/L	
OU1	W-875-05	10/28/21		1,1,1-Trichloroethane	<	0.5		ug/L	
OU1	W-875-05	10/28/21		1,1,2-Trichloroethane	<	0.5		ug/L	
OU1	W-875-05	10/28/21		1,1,2,2-Tetrachloroethane	<	0.5		ug/L	
OU1	W-875-05	10/28/21		1,2-Dichlorobenzene	<	0.5		ug/L	

Attachment 1. Table 1. Groundwater analytical data, Site 300, 2021.

OU	Location	Date	Sample Type	Parameter	LOS Indicator	Result	Error	Units	QA Flag
OU1	W-875-05	10/28/21		1,2-Dichloroethane	<	0.5		ug/L	
OU1	W-875-05	10/28/21		1,2-Dichloroethene (total)	<	1		ug/L	
OU1	W-875-05	10/28/21		1,2-Dichloropropane	<	0.5		ug/L	
OU1	W-875-05	10/28/21		1,3-Dichlorobenzene	<	0.5		ug/L	
OU1	W-875-05	10/28/21		1,4-Dichlorobenzene	<	0.5		ug/L	
OU1	W-875-05	10/28/21		2-Chloroethylvinylether	<	10		ug/L	
OU1	W-875-05	10/28/21		Bromodichloromethane	<	0.5		ug/L	
OU1	W-875-05	10/28/21		Bromoform	<	0.5		ug/L	
OU1	W-875-05	10/28/21		Bromomethane	<	1		ug/L	
OU1	W-875-05	10/28/21		Carbon tetrachloride	<	0.5		ug/L	
OU1	W-875-05	10/28/21		Chlorobenzene	<	0.5		ug/L	
OU1	W-875-05	10/28/21		Chloroethane	<	0.5		ug/L	
OU1	W-875-05	10/28/21		Chloroform	<	0.5		ug/L	
OU1	W-875-05	10/28/21		Chloromethane	<	0.5		ug/L	
OU1	W-875-05	10/28/21		cis-1,2-Dichloroethene	<	0.5		ug/L	
OU1	W-875-05	10/28/21		cis-1,3-Dichloropropene	<	0.5		ug/L	
OU1	W-875-05	10/28/21		Dibromochloromethane	<	0.5		ug/L	
OU1	W-875-05	10/28/21		Dichlorodifluoromethane	<	0.5		ug/L	
OU1	W-875-05	10/28/21		Methylene chloride	<	1		ug/L	
OU1	W-875-05	10/28/21		Tetrachloroethene	<	0.5		ug/L	
OU1	W-875-05	10/28/21		trans-1,2-Dichloroethene	<	0.5		ug/L	
OU1	W-875-05	10/28/21		trans-1,3-Dichloropropene	<	0.5		ug/L	
OU1	W-875-05	10/28/21		Trichloroethene	<	0.5		ug/L	
OU1	W-875-05	10/28/21		Trichlorofluoromethane	<	0.5		ug/L	
OU1	W-875-05	10/28/21		Trichlorotrifluoroethane	<	0.5		ug/L	
OU1	W-875-05	10/28/21		Vinyl chloride	<	0.5		ug/L	
OU1	W-875-05	10/28/21		Field Oxidation Potential (Eh)		94		mVolts	
OU1	W-875-05	10/28/21		Field pH		8.8		Units	
OU1	W-875-05	10/28/21		Field Specific Conductance		1499		umhos/cm	
OU1	W-875-05	10/28/21		Field Temperature		20		Degrees C	
OU1	W-875-06	5/6/21		1,1-Dichloroethane	<	0.5		ug/L	
OU1	W-875-06	5/6/21		1,1-Dichloroethene	<	0.5		ug/L	
OU1	W-875-06	5/6/21		1,1,1-Trichloroethane	<	0.5		ug/L	
OU1	W-875-06	5/6/21		1,1,2-Trichloroethane	<	0.5		ug/L	
OU1	W-875-06	5/6/21		1,1,2,2-Tetrachloroethane	<	0.5		ug/L	
OU1	W-875-06	5/6/21		1,2-Dichlorobenzene	<	0.5		ug/L	
OU1	W-875-06	5/6/21		1,2-Dichloroethane	<	0.5		ug/L	
OU1	W-875-06	5/6/21		1,2-Dichloroethene (total)	<	1		ug/L	
OU1	W-875-06	5/6/21		1,2-Dichloropropane	<	0.5		ug/L	
OU1	W-875-06	5/6/21		1,3-Dichlorobenzene	<	0.5		ug/L	
OU1	W-875-06	5/6/21		1,4-Dichlorobenzene	<	0.5		ug/L	
OU1	W-875-06	5/6/21		2-Chloroethylvinylether	<	10		ug/L	
OU1	W-875-06	5/6/21		Bromodichloromethane	<	0.5		ug/L	
OU1	W-875-06	5/6/21		Bromoform	<	0.5		ug/L	
OU1	W-875-06	5/6/21		Bromomethane	<	1		ug/L	
OU1	W-875-06	5/6/21		Carbon tetrachloride	<	0.5		ug/L	
OU1	W-875-06	5/6/21		Chlorobenzene	<	0.5		ug/L	
OU1	W-875-06	5/6/21		Chloroethane	<	0.5		ug/L	
OU1	W-875-06	5/6/21		Chloroform	<	0.5		ug/L	
OU1	W-875-06	5/6/21		Chloromethane	<	0.5		ug/L	
OU1	W-875-06	5/6/21		cis-1,2-Dichloroethene	<	0.5		ug/L	
OU1	W-875-06	5/6/21		cis-1,3-Dichloropropene	<	0.5		ug/L	
OU1	W-875-06	5/6/21		Dibromochloromethane	<	0.5		ug/L	
OU1	W-875-06	5/6/21		Dichlorodifluoromethane	<	0.5		ug/L	
OU1	W-875-06	5/6/21		Methylene chloride	<	1		ug/L	
OU1	W-875-06	5/6/21		Tetrachloroethene	<	0.5		ug/L	
OU1	W-875-06	5/6/21		trans-1,2-Dichloroethene	<	0.5		ug/L	
OU1	W-875-06	5/6/21		trans-1,3-Dichloropropene	<	0.5		ug/L	
OU1	W-875-06	5/6/21		Trichloroethene	<	0.5		ug/L	
OU1	W-875-06	5/6/21		Trichlorofluoromethane	<	0.5		ug/L	
OU1	W-875-06	5/6/21		Trichlorotrifluoroethane	<	0.5		ug/L	
OU1	W-875-06	5/6/21		Vinyl chloride	<	0.5		ug/L	
OU1	W-875-06	5/20/21		Field Oxidation Potential (Eh)		20		mVolts	
OU1	W-875-06	5/20/21		Field pH		8.21		Units	
OU1	W-875-06	5/20/21		Field Specific Conductance		119		umhos/cm	
OU1	W-875-06	5/20/21		Field Temperature		24.1		Degrees C	

Attachment 1. Table 1. Groundwater analytical data, Site 300, 2021.

OU	Location	Date	Sample Type	Parameter	LOS Indicator	Result	Error	Units	QA Flag
OU1	W-875-06	10/28/21		1,1-Dichloroethane	<	0.5		ug/L	
OU1	W-875-06	10/28/21		1,1-Dichloroethene	<	0.5		ug/L	
OU1	W-875-06	10/28/21		1,1,1-Trichloroethane	<	0.5		ug/L	
OU1	W-875-06	10/28/21		1,1,2-Trichloroethane	<	0.5		ug/L	
OU1	W-875-06	10/28/21		1,1,2,2-Tetrachloroethane	<	0.5		ug/L	
OU1	W-875-06	10/28/21		1,2-Dichlorobenzene	<	0.5		ug/L	
OU1	W-875-06	10/28/21		1,2-Dichloroethane	<	0.5		ug/L	
OU1	W-875-06	10/28/21		1,2-Dichloroethene (total)	<	1		ug/L	
OU1	W-875-06	10/28/21		1,2-Dichloropropane	<	0.5		ug/L	
OU1	W-875-06	10/28/21		1,3-Dichlorobenzene	<	0.5		ug/L	
OU1	W-875-06	10/28/21		1,4-Dichlorobenzene	<	0.5		ug/L	
OU1	W-875-06	10/28/21		2-Chloroethylvinylether	<	10		ug/L	
OU1	W-875-06	10/28/21		Bromodichloromethane	<	0.5		ug/L	
OU1	W-875-06	10/28/21		Bromoform	<	0.5		ug/L	
OU1	W-875-06	10/28/21		Bromomethane	<	1		ug/L	
OU1	W-875-06	10/28/21		Carbon tetrachloride	<	0.5		ug/L	
OU1	W-875-06	10/28/21		Chlorobenzene	<	0.5		ug/L	
OU1	W-875-06	10/28/21		Chloroethane	<	0.5		ug/L	
OU1	W-875-06	10/28/21		Chloroform	<	0.5		ug/L	
OU1	W-875-06	10/28/21		Chloromethane	<	0.5		ug/L	
OU1	W-875-06	10/28/21		cis-1,2-Dichloroethene	<	0.5		ug/L	
OU1	W-875-06	10/28/21		cis-1,3-Dichloropropene	<	0.5		ug/L	
OU1	W-875-06	10/28/21		Dibromochloromethane	<	0.5		ug/L	
OU1	W-875-06	10/28/21		Dichlorodifluoromethane	<	0.5		ug/L	
OU1	W-875-06	10/28/21		Methylene chloride	<	1		ug/L	
OU1	W-875-06	10/28/21		Tetrachloroethene	<	0.5		ug/L	
OU1	W-875-06	10/28/21		trans-1,2-Dichloroethene	<	0.5		ug/L	
OU1	W-875-06	10/28/21		trans-1,3-Dichloropropene	<	0.5		ug/L	
OU1	W-875-06	10/28/21		Trichloroethene	<	0.5		ug/L	
OU1	W-875-06	10/28/21		Trichlorofluoromethane	<	0.5		ug/L	
OU1	W-875-06	10/28/21		Trichlorotrifluoroethane	<	0.5		ug/L	
OU1	W-875-06	10/28/21		Vinyl chloride	<	0.5		ug/L	
OU1	W-875-06	10/28/21		Field Oxidation Potential (Eh)		60		mVolts	
OU1	W-875-06	10/28/21		Field pH		9.19		Units	
OU1	W-875-06	10/28/21		Field Specific Conductance		319.7		umhos/cm	
OU1	W-875-06	10/28/21		Field Temperature		20.9		Degrees C	
OU1	W-875-07	3/16/21		1,1-Dichloroethane	<	0.5		ug/L	
OU1	W-875-07	3/16/21		1,1-Dichloroethene		0.98		ug/L	
OU1	W-875-07	3/16/21		1,1,1-Trichloroethane	<	0.5		ug/L	
OU1	W-875-07	3/16/21		1,1,2-Trichloroethane	<	0.5		ug/L	
OU1	W-875-07	3/16/21		1,1,2,2-Tetrachloroethane	<	0.5		ug/L	
OU1	W-875-07	3/16/21		1,2-Dichlorobenzene	<	0.5		ug/L	
OU1	W-875-07	3/16/21		1,2-Dichloroethane	<	0.5		ug/L	
OU1	W-875-07	3/16/21		1,2-Dichloroethene (total)		4.4		ug/L	
OU1	W-875-07	3/16/21		1,2-Dichloropropane	<	0.5		ug/L	
OU1	W-875-07	3/16/21		1,3-Dichlorobenzene	<	0.5		ug/L	
OU1	W-875-07	3/16/21		1,4-Dichlorobenzene	<	0.5		ug/L	
OU1	W-875-07	3/16/21		2-Chloroethylvinylether	<	10		ug/L	O
OU1	W-875-07	3/16/21		Bromodichloromethane	<	0.5		ug/L	
OU1	W-875-07	3/16/21		Bromoform	<	0.5		ug/L	
OU1	W-875-07	3/16/21		Bromomethane	<	1		ug/L	
OU1	W-875-07	3/16/21		Carbon tetrachloride	<	0.5		ug/L	
OU1	W-875-07	3/16/21		Chlorobenzene	<	0.5		ug/L	
OU1	W-875-07	3/16/21		Chloroethane	<	0.5		ug/L	
OU1	W-875-07	3/16/21		Chloroform	<	0.5		ug/L	
OU1	W-875-07	3/16/21		Chloromethane	<	0.5		ug/L	
OU1	W-875-07	3/16/21		cis-1,2-Dichloroethene		4.3		ug/L	
OU1	W-875-07	3/16/21		cis-1,3-Dichloropropene	<	0.5		ug/L	
OU1	W-875-07	3/16/21		Dibromochloromethane	<	0.5		ug/L	
OU1	W-875-07	3/16/21		Dichlorodifluoromethane	<	0.5		ug/L	
OU1	W-875-07	3/16/21		Methylene chloride	<	1		ug/L	
OU1	W-875-07	3/16/21		Tetrachloroethene		12		ug/L	
OU1	W-875-07	3/16/21		trans-1,2-Dichloroethene	<	0.5		ug/L	
OU1	W-875-07	3/16/21		trans-1,3-Dichloropropene	<	0.5		ug/L	
OU1	W-875-07	3/16/21		Trichloroethene		100		ug/L	D
OU1	W-875-07	3/16/21		Trichlorofluoromethane	<	0.5		ug/L	

Attachment 1. Table 1. Groundwater analytical data, Site 300, 2021.

OU	Location	Date	Sample Type	Parameter	LOS Indicator	Result	Error	Units	QA Flag
OU1	W-875-07	3/16/21		Trichlorotrifluoroethane	<	0.5		ug/L	
OU1	W-875-07	3/16/21		Vinyl chloride	<	0.5		ug/L	
OU1	W-875-07	4/21/21		1,1-Dichloroethane	<	0.5		ug/L	
OU1	W-875-07	4/21/21		1,1-Dichloroethene		0.55		ug/L	
OU1	W-875-07	4/21/21		1,1,1-Trichloroethane	<	0.5		ug/L	
OU1	W-875-07	4/21/21		1,1,2-Trichloroethane	<	0.5		ug/L	
OU1	W-875-07	4/21/21		1,1,2,2-Tetrachloroethane	<	0.5		ug/L	
OU1	W-875-07	4/21/21		1,2-Dichlorobenzene	<	0.5		ug/L	
OU1	W-875-07	4/21/21		1,2-Dichloroethane	<	0.5		ug/L	
OU1	W-875-07	4/21/21		1,2-Dichloroethene (total)		1.6		ug/L	
OU1	W-875-07	4/21/21		1,2-Dichloropropane	<	0.5		ug/L	
OU1	W-875-07	4/21/21		1,3-Dichlorobenzene	<	0.5		ug/L	
OU1	W-875-07	4/21/21		1,4-Dichlorobenzene	<	0.5		ug/L	
OU1	W-875-07	4/21/21		2-Chloroethylvinylether	<	10		ug/L	
OU1	W-875-07	4/21/21		Bromodichloromethane	<	0.5		ug/L	
OU1	W-875-07	4/21/21		Bromoform	<	0.5		ug/L	
OU1	W-875-07	4/21/21		Bromomethane	<	1		ug/L	
OU1	W-875-07	4/21/21		Carbon tetrachloride	<	0.5		ug/L	
OU1	W-875-07	4/21/21		Chlorobenzene	<	0.5		ug/L	
OU1	W-875-07	4/21/21		Chloroethane	<	0.5		ug/L	
OU1	W-875-07	4/21/21		Chloroform	<	0.5		ug/L	
OU1	W-875-07	4/21/21		Chloromethane	<	0.5		ug/L	
OU1	W-875-07	4/21/21		cis-1,2-Dichloroethene		1.6		ug/L	
OU1	W-875-07	4/21/21		cis-1,3-Dichloropropene	<	0.5		ug/L	
OU1	W-875-07	4/21/21		Dibromochloromethane	<	0.5		ug/L	
OU1	W-875-07	4/21/21		Dichlorodifluoromethane	<	0.5		ug/L	
OU1	W-875-07	4/21/21		Methylene chloride	<	1		ug/L	
OU1	W-875-07	4/21/21		Tetrachloroethene		6		ug/L	
OU1	W-875-07	4/21/21		trans-1,2-Dichloroethene	<	0.5		ug/L	
OU1	W-875-07	4/21/21		trans-1,3-Dichloropropene	<	0.5		ug/L	
OU1	W-875-07	4/21/21		Trichloroethene		51		ug/L	
OU1	W-875-07	4/21/21		Trichlorofluoromethane	<	0.5		ug/L	
OU1	W-875-07	4/21/21		Trichlorotrifluoroethane	<	0.5		ug/L	
OU1	W-875-07	4/21/21		Vinyl chloride	<	0.5		ug/L	
OU1	W-875-07	10/27/21		1,1-Dichloroethane	<	0.5		ug/L	
OU1	W-875-07	10/27/21		1,1-Dichloroethene	<	0.5		ug/L	
OU1	W-875-07	10/27/21		1,1,1-Trichloroethane	<	0.5		ug/L	
OU1	W-875-07	10/27/21		1,1,2-Trichloroethane	<	0.5		ug/L	
OU1	W-875-07	10/27/21		1,1,2,2-Tetrachloroethane	<	0.5		ug/L	
OU1	W-875-07	10/27/21		1,2-Dichlorobenzene	<	0.5		ug/L	
OU1	W-875-07	10/27/21		1,2-Dichloroethane	<	0.5		ug/L	
OU1	W-875-07	10/27/21		1,2-Dichloroethene (total)		1.4		ug/L	
OU1	W-875-07	10/27/21		1,2-Dichloropropane	<	0.5		ug/L	
OU1	W-875-07	10/27/21		1,3-Dichlorobenzene	<	0.5		ug/L	
OU1	W-875-07	10/27/21		1,4-Dichlorobenzene	<	0.5		ug/L	
OU1	W-875-07	10/27/21		2-Chloroethylvinylether	<	10		ug/L	
OU1	W-875-07	10/27/21		Bromodichloromethane	<	0.5		ug/L	
OU1	W-875-07	10/27/21		Bromoform	<	0.5		ug/L	
OU1	W-875-07	10/27/21		Bromomethane	<	1		ug/L	
OU1	W-875-07	10/27/21		Carbon tetrachloride	<	0.5		ug/L	
OU1	W-875-07	10/27/21		Chlorobenzene	<	0.5		ug/L	
OU1	W-875-07	10/27/21		Chloroethane	<	0.5		ug/L	
OU1	W-875-07	10/27/21		Chloroform	<	0.5		ug/L	
OU1	W-875-07	10/27/21		Chloromethane	<	0.5		ug/L	
OU1	W-875-07	10/27/21		cis-1,2-Dichloroethene		1.3		ug/L	
OU1	W-875-07	10/27/21		cis-1,3-Dichloropropene	<	0.5		ug/L	
OU1	W-875-07	10/27/21		Dibromochloromethane	<	0.5		ug/L	
OU1	W-875-07	10/27/21		Dichlorodifluoromethane	<	0.5		ug/L	
OU1	W-875-07	10/27/21		Methylene chloride	<	1		ug/L	
OU1	W-875-07	10/27/21		Tetrachloroethene		6.7		ug/L	
OU1	W-875-07	10/27/21		trans-1,2-Dichloroethene	<	0.5		ug/L	
OU1	W-875-07	10/27/21		trans-1,3-Dichloropropene	<	0.5		ug/L	
OU1	W-875-07	10/27/21		Trichloroethene		51		ug/L	
OU1	W-875-07	10/27/21		Trichlorofluoromethane	<	0.5		ug/L	
OU1	W-875-07	10/27/21		Trichlorotrifluoroethane	<	0.5		ug/L	
OU1	W-875-07	10/27/21		Vinyl chloride	<	0.5		ug/L	

Attachment 1. Table 1. Groundwater analytical data, Site 300, 2021.

OU	Location	Date	Sample Type	Parameter	LOS Indicator	Result	Error	Units	QA Flag
OU1	W-875-08	3/16/21		1,1-Dichloroethane	<	0.5		ug/L	
OU1	W-875-08	3/16/21		1,1-Dichloroethene		0.98		ug/L	
OU1	W-875-08	3/16/21		1,1,1-Trichloroethane	<	0.5		ug/L	
OU1	W-875-08	3/16/21		1,1,2-Trichloroethane	<	0.5		ug/L	
OU1	W-875-08	3/16/21		1,1,2,2-Tetrachloroethane	<	0.5		ug/L	
OU1	W-875-08	3/16/21		1,2-Dichlorobenzene	<	0.5		ug/L	
OU1	W-875-08	3/16/21		1,2-Dichloroethane	<	0.5		ug/L	
OU1	W-875-08	3/16/21		1,2-Dichloroethene (total)		26		ug/L	
OU1	W-875-08	3/16/21		1,2-Dichloropropane	<	0.5		ug/L	
OU1	W-875-08	3/16/21		1,3-Dichlorobenzene	<	0.5		ug/L	
OU1	W-875-08	3/16/21		1,4-Dichlorobenzene	<	0.5		ug/L	
OU1	W-875-08	3/16/21		2-Chloroethylvinylether	<	10		ug/L	O
OU1	W-875-08	3/16/21		Bromodichloromethane	<	0.5		ug/L	
OU1	W-875-08	3/16/21		Bromoform	<	0.5		ug/L	
OU1	W-875-08	3/16/21		Bromomethane	<	1		ug/L	
OU1	W-875-08	3/16/21		Carbon tetrachloride	<	0.5		ug/L	
OU1	W-875-08	3/16/21		Chlorobenzene	<	0.5		ug/L	
OU1	W-875-08	3/16/21		Chloroethane		2.7		ug/L	
OU1	W-875-08	3/16/21		Chloroform	<	0.5		ug/L	
OU1	W-875-08	3/16/21		Chloromethane	<	0.5		ug/L	
OU1	W-875-08	3/16/21		cis-1,2-Dichloroethene		25		ug/L	
OU1	W-875-08	3/16/21		cis-1,3-Dichloropropene	<	0.5		ug/L	
OU1	W-875-08	3/16/21		Dibromochloromethane	<	0.5		ug/L	
OU1	W-875-08	3/16/21		Dichlorodifluoromethane	<	0.5		ug/L	
OU1	W-875-08	3/16/21		Methylene chloride	<	1		ug/L	
OU1	W-875-08	3/16/21		Tetrachloroethene		1.9		ug/L	
OU1	W-875-08	3/16/21		trans-1,2-Dichloroethene		1.2		ug/L	
OU1	W-875-08	3/16/21		trans-1,3-Dichloropropene	<	0.5		ug/L	
OU1	W-875-08	3/16/21		Trichloroethene		46		ug/L	
OU1	W-875-08	3/16/21		Trichlorofluoromethane	<	0.5		ug/L	
OU1	W-875-08	3/16/21		Trichlorotrifluoroethane	<	0.5		ug/L	
OU1	W-875-08	3/16/21		Vinyl chloride	<	0.5		ug/L	
OU1	W-875-08	4/21/21		1,1-Dichloroethane	<	0.5		ug/L	
OU1	W-875-08	4/21/21		1,1-Dichloroethene		0.73		ug/L	
OU1	W-875-08	4/21/21		1,1,1-Trichloroethane	<	0.5		ug/L	
OU1	W-875-08	4/21/21		1,1,2-Trichloroethane	<	0.5		ug/L	
OU1	W-875-08	4/21/21		1,1,2,2-Tetrachloroethane	<	0.5		ug/L	
OU1	W-875-08	4/21/21		1,2-Dichlorobenzene	<	0.5		ug/L	
OU1	W-875-08	4/21/21		1,2-Dichloroethane	<	0.5		ug/L	
OU1	W-875-08	4/21/21		1,2-Dichloroethene (total)		25		ug/L	
OU1	W-875-08	4/21/21		1,2-Dichloropropane	<	0.5		ug/L	
OU1	W-875-08	4/21/21		1,3-Dichlorobenzene	<	0.5		ug/L	
OU1	W-875-08	4/21/21		1,4-Dichlorobenzene	<	0.5		ug/L	
OU1	W-875-08	4/21/21		2-Chloroethylvinylether	<	10		ug/L	
OU1	W-875-08	4/21/21		Bromodichloromethane	<	0.5		ug/L	
OU1	W-875-08	4/21/21		Bromoform	<	0.5		ug/L	
OU1	W-875-08	4/21/21		Bromomethane	<	1		ug/L	
OU1	W-875-08	4/21/21		Carbon tetrachloride	<	0.5		ug/L	
OU1	W-875-08	4/21/21		Chlorobenzene	<	0.5		ug/L	
OU1	W-875-08	4/21/21		Chloroethane	<	0.5		ug/L	
OU1	W-875-08	4/21/21		Chloroform	<	0.5		ug/L	
OU1	W-875-08	4/21/21		Chloromethane	<	0.5		ug/L	
OU1	W-875-08	4/21/21		cis-1,2-Dichloroethene		24		ug/L	
OU1	W-875-08	4/21/21		cis-1,3-Dichloropropene	<	0.5		ug/L	
OU1	W-875-08	4/21/21		Dibromochloromethane	<	0.5		ug/L	
OU1	W-875-08	4/21/21		Dichlorodifluoromethane	<	0.5		ug/L	
OU1	W-875-08	4/21/21		Methylene chloride	<	1		ug/L	
OU1	W-875-08	4/21/21		Tetrachloroethene		1.6		ug/L	
OU1	W-875-08	4/21/21		trans-1,2-Dichloroethene		1.1		ug/L	
OU1	W-875-08	4/21/21		trans-1,3-Dichloropropene	<	0.5		ug/L	
OU1	W-875-08	4/21/21		Trichloroethene		23		ug/L	
OU1	W-875-08	4/21/21		Trichlorofluoromethane	<	0.5		ug/L	
OU1	W-875-08	4/21/21		Trichlorotrifluoroethane	<	0.5		ug/L	
OU1	W-875-08	4/21/21		Vinyl chloride	<	0.5		ug/L	
OU1	W-875-08	9/2/21		1,1-Dichloroethane	<	0.5		ug/L	
OU1	W-875-08	9/2/21		1,1-Dichloroethene		2.8		ug/L	

Attachment 1. Table 1. Groundwater analytical data, Site 300, 2021.

OU	Location	Date	Sample Type	Parameter	LOS Indicator	Result	Error	Units	QA Flag
OU1	W-875-08	9/2/21		1,1,1-Trichloroethane	<	0.5		ug/L	
OU1	W-875-08	9/2/21		1,1,2-Trichloroethane	<	0.5		ug/L	
OU1	W-875-08	9/2/21		1,1,2,2-Tetrachloroethane	<	0.5		ug/L	
OU1	W-875-08	9/2/21		1,2-Dichlorobenzene	<	0.5		ug/L	
OU1	W-875-08	9/2/21		1,2-Dichloroethane	<	0.5		ug/L	
OU1	W-875-08	9/2/21		1,2-Dichloroethene (total)		91		ug/L	
OU1	W-875-08	9/2/21		1,2-Dichloropropane	<	0.5		ug/L	
OU1	W-875-08	9/2/21		1,3-Dichlorobenzene	<	0.5		ug/L	
OU1	W-875-08	9/2/21		1,4-Dichlorobenzene	<	0.5		ug/L	
OU1	W-875-08	9/2/21		2-Chloroethylvinylether	<	10		ug/L	
OU1	W-875-08	9/2/21		Bromodichloromethane	<	0.5		ug/L	
OU1	W-875-08	9/2/21		Bromoform	<	0.5		ug/L	
OU1	W-875-08	9/2/21		Bromomethane	<	1		ug/L	
OU1	W-875-08	9/2/21		Carbon tetrachloride	<	0.5		ug/L	
OU1	W-875-08	9/2/21		Chlorobenzene	<	0.5		ug/L	
OU1	W-875-08	9/2/21		Chloroethane	<	0.5		ug/L	
OU1	W-875-08	9/2/21		Chloroform	<	0.5		ug/L	
OU1	W-875-08	9/2/21		Chloromethane	<	0.5		ug/L	
OU1	W-875-08	9/2/21		cis-1,2-Dichloroethene		86		ug/L	
OU1	W-875-08	9/2/21		cis-1,3-Dichloropropene	<	0.5		ug/L	
OU1	W-875-08	9/2/21		Dibromochloromethane	<	0.5		ug/L	
OU1	W-875-08	9/2/21		Dichlorodifluoromethane	<	0.5		ug/L	
OU1	W-875-08	9/2/21		Methylene chloride	<	1		ug/L	
OU1	W-875-08	9/2/21		Tetrachloroethene	<	0.5		ug/L	
OU1	W-875-08	9/2/21		trans-1,2-Dichloroethene		4.4		ug/L	
OU1	W-875-08	9/2/21		trans-1,3-Dichloropropene	<	0.5		ug/L	
OU1	W-875-08	9/2/21		Trichloroethene		83		ug/L	
OU1	W-875-08	9/2/21		Trichlorofluoromethane	<	0.5		ug/L	
OU1	W-875-08	9/2/21		Trichlorotrifluoroethane	<	0.5		ug/L	
OU1	W-875-08	9/2/21		Vinyl chloride	<	0.5		ug/L	
OU1	W-875-08	10/14/21		1,1-Dichloroethane	<	0.5		ug/L	
OU1	W-875-08	10/14/21		1,1-Dichloroethene		3.2		ug/L	
OU1	W-875-08	10/14/21		1,1,1-Trichloroethane	<	0.5		ug/L	
OU1	W-875-08	10/14/21		1,1,2-Trichloroethane	<	0.5		ug/L	
OU1	W-875-08	10/14/21		1,1,2,2-Tetrachloroethane	<	0.5		ug/L	
OU1	W-875-08	10/14/21		1,2-Dichlorobenzene	<	0.5		ug/L	
OU1	W-875-08	10/14/21		1,2-Dichloroethane	<	0.5		ug/L	
OU1	W-875-08	10/14/21		1,2-Dichloroethene (total)		87		ug/L	
OU1	W-875-08	10/14/21		1,2-Dichloropropane	<	0.5		ug/L	
OU1	W-875-08	10/14/21		1,3-Dichlorobenzene	<	0.5		ug/L	
OU1	W-875-08	10/14/21		1,4-Dichlorobenzene	<	0.5		ug/L	
OU1	W-875-08	10/14/21		2-Chloroethylvinylether	<	10		ug/L	
OU1	W-875-08	10/14/21		Bromodichloromethane	<	0.5		ug/L	
OU1	W-875-08	10/14/21		Bromoform	<	0.5		ug/L	
OU1	W-875-08	10/14/21		Bromomethane	<	1		ug/L	
OU1	W-875-08	10/14/21		Carbon tetrachloride	<	0.5		ug/L	
OU1	W-875-08	10/14/21		Chlorobenzene	<	0.5		ug/L	
OU1	W-875-08	10/14/21		Chloroethane	<	0.5		ug/L	
OU1	W-875-08	10/14/21		Chloroform	<	0.5		ug/L	
OU1	W-875-08	10/14/21		Chloromethane	<	0.5		ug/L	
OU1	W-875-08	10/14/21		cis-1,2-Dichloroethene		82		ug/L	
OU1	W-875-08	10/14/21		cis-1,3-Dichloropropene	<	0.5		ug/L	
OU1	W-875-08	10/14/21		Dibromochloromethane	<	0.5		ug/L	
OU1	W-875-08	10/14/21		Dichlorodifluoromethane	<	0.5		ug/L	
OU1	W-875-08	10/14/21		Methylene chloride	<	1		ug/L	
OU1	W-875-08	10/14/21		Tetrachloroethene	<	0.5		ug/L	
OU1	W-875-08	10/14/21		trans-1,2-Dichloroethene		4.8		ug/L	
OU1	W-875-08	10/14/21		trans-1,3-Dichloropropene	<	0.5		ug/L	
OU1	W-875-08	10/14/21		Trichloroethene		96		ug/L	
OU1	W-875-08	10/14/21		Trichlorofluoromethane	<	0.5		ug/L	
OU1	W-875-08	10/14/21		Trichlorotrifluoroethane	<	0.5		ug/L	
OU1	W-875-08	10/14/21		Vinyl chloride	<	0.5		ug/L	
OU1	W-875-09	3/16/21		1,1-Dichloroethane	<	0.5		ug/L	
OU1	W-875-09	3/16/21		1,1-Dichloroethene	<	0.5		ug/L	
OU1	W-875-09	3/16/21		1,1,1-Trichloroethane	<	0.5		ug/L	
OU1	W-875-09	3/16/21		1,1,2-Trichloroethane	<	0.5		ug/L	

Attachment 1. Table 1. Groundwater analytical data, Site 300, 2021.

OU	Location	Date	Sample Type	Parameter	LOS Indicator	Result	Error	Units	QA Flag
OU1	W-875-09	3/16/21		1,1,2,2-Tetrachloroethane	<	0.5		ug/L	
OU1	W-875-09	3/16/21		1,2-Dichlorobenzene	<	0.5		ug/L	
OU1	W-875-09	3/16/21		1,2-Dichloroethane	<	0.5		ug/L	
OU1	W-875-09	3/16/21		1,2-Dichloroethene (total)	<	1		ug/L	
OU1	W-875-09	3/16/21		1,2-Dichloropropane	<	0.5		ug/L	
OU1	W-875-09	3/16/21		1,3-Dichlorobenzene	<	0.5		ug/L	
OU1	W-875-09	3/16/21		1,4-Dichlorobenzene	<	0.5		ug/L	
OU1	W-875-09	3/16/21		2-Chloroethylvinylether	<	10		ug/L	O
OU1	W-875-09	3/16/21		Bromodichloromethane	<	0.5		ug/L	
OU1	W-875-09	3/16/21		Bromoform	<	0.5		ug/L	
OU1	W-875-09	3/16/21		Bromomethane	<	1		ug/L	
OU1	W-875-09	3/16/21		Carbon tetrachloride	<	0.5		ug/L	
OU1	W-875-09	3/16/21		Chlorobenzene	<	0.5		ug/L	
OU1	W-875-09	3/16/21		Chloroethane	<	0.5		ug/L	
OU1	W-875-09	3/16/21		Chloroform	<	0.5		ug/L	
OU1	W-875-09	3/16/21		Chloromethane	<	0.5		ug/L	
OU1	W-875-09	3/16/21		cis-1,2-Dichloroethene	<	0.5		ug/L	
OU1	W-875-09	3/16/21		cis-1,3-Dichloropropene	<	0.5		ug/L	
OU1	W-875-09	3/16/21		Dibromochloromethane	<	0.5		ug/L	
OU1	W-875-09	3/16/21		Dichlorodifluoromethane	<	0.5		ug/L	
OU1	W-875-09	3/16/21		Methylene chloride	<	1		ug/L	
OU1	W-875-09	3/16/21		Tetrachloroethene	<	0.5		ug/L	
OU1	W-875-09	3/16/21		trans-1,2-Dichloroethene	<	0.5		ug/L	
OU1	W-875-09	3/16/21		trans-1,3-Dichloropropene	<	0.5		ug/L	
OU1	W-875-09	3/16/21		Trichloroethene		2		ug/L	
OU1	W-875-09	3/16/21		Trichlorofluoromethane	<	0.5		ug/L	
OU1	W-875-09	3/16/21		Trichlorotrifluoroethane	<	0.5		ug/L	
OU1	W-875-09	3/16/21		Vinyl chloride	<	0.5		ug/L	
OU1	W-875-09	4/21/21		1,1-Dichloroethane	<	0.5		ug/L	
OU1	W-875-09	4/21/21		1,1-Dichloroethene	<	0.5		ug/L	
OU1	W-875-09	4/21/21		1,1,1-Trichloroethane	<	0.5		ug/L	
OU1	W-875-09	4/21/21		1,1,2-Trichloroethane	<	0.5		ug/L	
OU1	W-875-09	4/21/21		1,1,2,2-Tetrachloroethane	<	0.5		ug/L	
OU1	W-875-09	4/21/21		1,2-Dichlorobenzene	<	0.5		ug/L	
OU1	W-875-09	4/21/21		1,2-Dichloroethane	<	0.5		ug/L	
OU1	W-875-09	4/21/21		1,2-Dichloroethene (total)	<	1		ug/L	
OU1	W-875-09	4/21/21		1,2-Dichloropropane	<	0.5		ug/L	
OU1	W-875-09	4/21/21		1,3-Dichlorobenzene	<	0.5		ug/L	
OU1	W-875-09	4/21/21		1,4-Dichlorobenzene	<	0.5		ug/L	
OU1	W-875-09	4/21/21		2-Chloroethylvinylether	<	10		ug/L	
OU1	W-875-09	4/21/21		Bromodichloromethane	<	0.5		ug/L	
OU1	W-875-09	4/21/21		Bromoform	<	0.5		ug/L	
OU1	W-875-09	4/21/21		Bromomethane	<	1		ug/L	
OU1	W-875-09	4/21/21		Carbon tetrachloride	<	0.5		ug/L	
OU1	W-875-09	4/21/21		Chlorobenzene	<	0.5		ug/L	
OU1	W-875-09	4/21/21		Chloroethane	<	0.5		ug/L	
OU1	W-875-09	4/21/21		Chloroform	<	0.5		ug/L	
OU1	W-875-09	4/21/21		Chloromethane	<	0.5		ug/L	
OU1	W-875-09	4/21/21		cis-1,2-Dichloroethene		0.71		ug/L	
OU1	W-875-09	4/21/21		cis-1,3-Dichloropropene	<	0.5		ug/L	
OU1	W-875-09	4/21/21		Dibromochloromethane	<	0.5		ug/L	
OU1	W-875-09	4/21/21		Dichlorodifluoromethane	<	0.5		ug/L	
OU1	W-875-09	4/21/21		Methylene chloride	<	1		ug/L	
OU1	W-875-09	4/21/21		Tetrachloroethene	<	0.5		ug/L	
OU1	W-875-09	4/21/21		trans-1,2-Dichloroethene	<	0.5		ug/L	
OU1	W-875-09	4/21/21		trans-1,3-Dichloropropene	<	0.5		ug/L	
OU1	W-875-09	4/21/21		Trichloroethene		5		ug/L	
OU1	W-875-09	4/21/21		Trichlorofluoromethane	<	0.5		ug/L	
OU1	W-875-09	4/21/21		Trichlorotrifluoroethane	<	0.5		ug/L	
OU1	W-875-09	4/21/21		Vinyl chloride	<	0.5		ug/L	
OU1	W-875-09	12/7/21		1,1-Dichloroethane	<	0.5		ug/L	
OU1	W-875-09	12/7/21		1,1-Dichloroethene		4		ug/L	
OU1	W-875-09	12/7/21		1,1,1-Trichloroethane	<	0.5		ug/L	
OU1	W-875-09	12/7/21		1,1,2-Trichloroethane	<	0.5		ug/L	
OU1	W-875-09	12/7/21		1,1,2,2-Tetrachloroethane	<	0.5		ug/L	
OU1	W-875-09	12/7/21		1,2-Dichlorobenzene	<	0.5		ug/L	

Attachment 1. Table 1. Groundwater analytical data, Site 300, 2021.

OU	Location	Date	Sample Type	Parameter	LOS Indicator	Result	Error	Units	QA Flag
OU1	W-875-09	12/7/21		1,2-Dichloroethane	<	0.5		ug/L	
OU1	W-875-09	12/7/21		1,2-Dichloroethene (total)		10		ug/L	
OU1	W-875-09	12/7/21		1,2-Dichloropropane	<	0.5		ug/L	
OU1	W-875-09	12/7/21		1,3-Dichlorobenzene	<	0.5		ug/L	
OU1	W-875-09	12/7/21		1,4-Dichlorobenzene	<	0.5		ug/L	
OU1	W-875-09	12/7/21		2-Chloroethylvinylether	<	10		ug/L	
OU1	W-875-09	12/7/21		Bromodichloromethane	<	0.5		ug/L	
OU1	W-875-09	12/7/21		Bromoform	<	0.5		ug/L	
OU1	W-875-09	12/7/21		Bromomethane	<	1		ug/L	
OU1	W-875-09	12/7/21		Carbon tetrachloride	<	0.5		ug/L	
OU1	W-875-09	12/7/21		Chlorobenzene	<	0.5		ug/L	
OU1	W-875-09	12/7/21		Chloroethane	<	0.5		ug/L	
OU1	W-875-09	12/7/21		Chloroform	<	0.5		ug/L	
OU1	W-875-09	12/7/21		Chloromethane	<	0.5		ug/L	
OU1	W-875-09	12/7/21		cis-1,2-Dichloroethene		10		ug/L	
OU1	W-875-09	12/7/21		cis-1,3-Dichloropropene	<	0.5		ug/L	
OU1	W-875-09	12/7/21		Dibromochloromethane	<	0.5		ug/L	
OU1	W-875-09	12/7/21		Dichlorodifluoromethane	<	0.5		ug/L	
OU1	W-875-09	12/7/21		Methylene chloride	<	1		ug/L	
OU1	W-875-09	12/7/21		Tetrachloroethene		24		ug/L	
OU1	W-875-09	12/7/21		trans-1,2-Dichloroethene	<	0.5		ug/L	
OU1	W-875-09	12/7/21		trans-1,3-Dichloropropene	<	0.5		ug/L	
OU1	W-875-09	12/7/21		Trichloroethene		350		ug/L	D
OU1	W-875-09	12/7/21		Trichlorofluoromethane	<	0.5		ug/L	
OU1	W-875-09	12/7/21		Trichlorotrifluoroethane	<	0.5		ug/L	
OU1	W-875-09	12/7/21		Vinyl chloride	<	0.5		ug/L	
OU1	W-875-11	2/18/21		1,1-Dichloroethane	<	0.5		ug/L	
OU1	W-875-11	2/18/21		1,1-Dichloroethene	<	0.5		ug/L	
OU1	W-875-11	2/18/21		1,1,1-Trichloroethane	<	0.5		ug/L	
OU1	W-875-11	2/18/21		1,1,2-Trichloroethane	<	0.5		ug/L	
OU1	W-875-11	2/18/21		1,1,2,2-Tetrachloroethane	<	0.5		ug/L	
OU1	W-875-11	2/18/21		1,2-Dichlorobenzene	<	0.5		ug/L	
OU1	W-875-11	2/18/21		1,2-Dichloroethane	<	0.5		ug/L	
OU1	W-875-11	2/18/21		1,2-Dichloroethene (total)	<	1		ug/L	
OU1	W-875-11	2/18/21		1,2-Dichloropropane	<	0.5		ug/L	
OU1	W-875-11	2/18/21		1,3-Dichlorobenzene	<	0.5		ug/L	
OU1	W-875-11	2/18/21		1,4-Dichlorobenzene	<	0.5		ug/L	
OU1	W-875-11	2/18/21		2-Chloroethylvinylether	<	10		ug/L	
OU1	W-875-11	2/18/21		Bromodichloromethane	<	0.5		ug/L	
OU1	W-875-11	2/18/21		Bromoform	<	0.5		ug/L	
OU1	W-875-11	2/18/21		Bromomethane	<	1		ug/L	
OU1	W-875-11	2/18/21		Carbon tetrachloride	<	0.5		ug/L	
OU1	W-875-11	2/18/21		Chlorobenzene	<	0.5		ug/L	
OU1	W-875-11	2/18/21		Chloroethane	<	0.5		ug/L	
OU1	W-875-11	2/18/21		Chloroform	<	0.5		ug/L	
OU1	W-875-11	2/18/21		Chloromethane	<	0.5		ug/L	
OU1	W-875-11	2/18/21		cis-1,2-Dichloroethene	<	0.5		ug/L	
OU1	W-875-11	2/18/21		cis-1,3-Dichloropropene	<	0.5		ug/L	
OU1	W-875-11	2/18/21		Dibromochloromethane	<	0.5		ug/L	
OU1	W-875-11	2/18/21		Dichlorodifluoromethane	<	0.5		ug/L	
OU1	W-875-11	2/18/21		Methylene chloride	<	1		ug/L	
OU1	W-875-11	2/18/21		Tetrachloroethene		0.67		ug/L	
OU1	W-875-11	2/18/21		trans-1,2-Dichloroethene	<	0.5		ug/L	
OU1	W-875-11	2/18/21		trans-1,3-Dichloropropene	<	0.5		ug/L	
OU1	W-875-11	2/18/21		Trichloroethene		4.5		ug/L	
OU1	W-875-11	2/18/21		Trichlorofluoromethane	<	0.5		ug/L	
OU1	W-875-11	2/18/21		Trichlorotrifluoroethane	<	0.5		ug/L	
OU1	W-875-11	2/18/21		Vinyl chloride	<	0.5		ug/L	
OU1	W-875-11	2/18/21		Field Oxidation Potential (Eh)		267		mVolts	
OU1	W-875-11	2/18/21		Field pH		7.19		Units	
OU1	W-875-11	2/18/21		Field Specific Conductance		2101		umhos/cm	
OU1	W-875-11	2/18/21		Field Temperature		18.5		Degrees C	
OU1	W-875-11	4/21/21		1,1-Dichloroethane	<	0.5		ug/L	
OU1	W-875-11	4/21/21		1,1-Dichloroethene	<	0.5		ug/L	
OU1	W-875-11	4/21/21		1,1,1-Trichloroethane	<	0.5		ug/L	
OU1	W-875-11	4/21/21		1,1,2-Trichloroethane	<	0.5		ug/L	

Attachment 1. Table 1. Groundwater analytical data, Site 300, 2021.

OU	Location	Date	Sample Type	Parameter	LOS Indicator	Result	Error	Units	QA Flag
OU1	W-875-11	4/21/21		1,1,2,2-Tetrachloroethane	<	0.5		ug/L	
OU1	W-875-11	4/21/21		1,2-Dichlorobenzene	<	0.5		ug/L	
OU1	W-875-11	4/21/21		1,2-Dichloroethane	<	0.5		ug/L	
OU1	W-875-11	4/21/21		1,2-Dichloroethene (total)	<	1		ug/L	
OU1	W-875-11	4/21/21		1,2-Dichloropropane	<	0.5		ug/L	
OU1	W-875-11	4/21/21		1,3-Dichlorobenzene	<	0.5		ug/L	
OU1	W-875-11	4/21/21		1,4-Dichlorobenzene	<	0.5		ug/L	
OU1	W-875-11	4/21/21		2-Chloroethylvinylether	<	10		ug/L	
OU1	W-875-11	4/21/21		Bromodichloromethane	<	0.5		ug/L	
OU1	W-875-11	4/21/21		Bromoform	<	0.5		ug/L	
OU1	W-875-11	4/21/21		Bromomethane	<	1		ug/L	
OU1	W-875-11	4/21/21		Carbon tetrachloride	<	0.5		ug/L	
OU1	W-875-11	4/21/21		Chlorobenzene	<	0.5		ug/L	
OU1	W-875-11	4/21/21		Chloroethane	<	0.5		ug/L	
OU1	W-875-11	4/21/21		Chloroform	<	0.5		ug/L	
OU1	W-875-11	4/21/21		Chloromethane	<	0.5		ug/L	
OU1	W-875-11	4/21/21		cis-1,2-Dichloroethene	<	0.5		ug/L	
OU1	W-875-11	4/21/21		cis-1,3-Dichloropropene	<	0.5		ug/L	
OU1	W-875-11	4/21/21		Dibromochloromethane	<	0.5		ug/L	
OU1	W-875-11	4/21/21		Dichlorodifluoromethane	<	0.5		ug/L	
OU1	W-875-11	4/21/21		Methylene chloride	<	1		ug/L	
OU1	W-875-11	4/21/21		Tetrachloroethene		0.73		ug/L	
OU1	W-875-11	4/21/21		trans-1,2-Dichloroethene	<	0.5		ug/L	
OU1	W-875-11	4/21/21		trans-1,3-Dichloropropene	<	0.5		ug/L	
OU1	W-875-11	4/21/21		Trichloroethene		4.8		ug/L	
OU1	W-875-11	4/21/21		Trichlorofluoromethane	<	0.5		ug/L	
OU1	W-875-11	4/21/21		Trichlorotrifluoroethane	<	0.5		ug/L	
OU1	W-875-11	4/21/21		Vinyl chloride	<	0.5		ug/L	
OU1	W-875-11	9/2/21		1,1-Dichloroethane	<	0.5		ug/L	
OU1	W-875-11	9/2/21		1,1-Dichloroethene	<	0.5		ug/L	
OU1	W-875-11	9/2/21		1,1,1-Trichloroethane	<	0.5		ug/L	
OU1	W-875-11	9/2/21		1,1,2-Trichloroethane	<	0.5		ug/L	
OU1	W-875-11	9/2/21		1,1,2,2-Tetrachloroethane	<	0.5		ug/L	
OU1	W-875-11	9/2/21		1,2-Dichlorobenzene	<	0.5		ug/L	
OU1	W-875-11	9/2/21		1,2-Dichloroethane	<	0.5		ug/L	
OU1	W-875-11	9/2/21		1,2-Dichloroethene (total)		2.7		ug/L	
OU1	W-875-11	9/2/21		1,2-Dichloropropane	<	0.5		ug/L	
OU1	W-875-11	9/2/21		1,3-Dichlorobenzene	<	0.5		ug/L	
OU1	W-875-11	9/2/21		1,4-Dichlorobenzene	<	0.5		ug/L	
OU1	W-875-11	9/2/21		2-Chloroethylvinylether	<	10		ug/L	
OU1	W-875-11	9/2/21		Bromodichloromethane	<	0.5		ug/L	
OU1	W-875-11	9/2/21		Bromoform	<	0.5		ug/L	
OU1	W-875-11	9/2/21		Bromomethane	<	1		ug/L	
OU1	W-875-11	9/2/21		Carbon tetrachloride	<	0.5		ug/L	
OU1	W-875-11	9/2/21		Chlorobenzene	<	0.5		ug/L	
OU1	W-875-11	9/2/21		Chloroethane	<	0.5		ug/L	
OU1	W-875-11	9/2/21		Chloroform	<	0.5		ug/L	
OU1	W-875-11	9/2/21		Chloromethane	<	0.5		ug/L	
OU1	W-875-11	9/2/21		cis-1,2-Dichloroethene		2.6		ug/L	
OU1	W-875-11	9/2/21		cis-1,3-Dichloropropene	<	0.5		ug/L	
OU1	W-875-11	9/2/21		Dibromochloromethane	<	0.5		ug/L	
OU1	W-875-11	9/2/21		Dichlorodifluoromethane	<	0.5		ug/L	
OU1	W-875-11	9/2/21		Methylene chloride	<	1		ug/L	
OU1	W-875-11	9/2/21		Tetrachloroethene		0.8		ug/L	
OU1	W-875-11	9/2/21		trans-1,2-Dichloroethene	<	0.5		ug/L	
OU1	W-875-11	9/2/21		trans-1,3-Dichloropropene	<	0.5		ug/L	
OU1	W-875-11	9/2/21		Trichloroethene		12		ug/L	
OU1	W-875-11	9/2/21		Trichlorofluoromethane	<	0.5		ug/L	
OU1	W-875-11	9/2/21		Trichlorotrifluoroethane	<	0.5		ug/L	
OU1	W-875-11	9/2/21		Vinyl chloride	<	0.5		ug/L	
OU1	W-875-11	10/27/21		1,1-Dichloroethane	<	0.5		ug/L	
OU1	W-875-11	10/27/21		1,1-Dichloroethene	<	0.5		ug/L	
OU1	W-875-11	10/27/21		1,1,1-Trichloroethane	<	0.5		ug/L	
OU1	W-875-11	10/27/21		1,1,2-Trichloroethane	<	0.5		ug/L	
OU1	W-875-11	10/27/21		1,1,2,2-Tetrachloroethane	<	0.5		ug/L	
OU1	W-875-11	10/27/21		1,2-Dichlorobenzene	<	0.5		ug/L	

Attachment 1. Table 1. Groundwater analytical data, Site 300, 2021.

OU	Location	Date	Sample Type	Parameter	LOS Indicator	Result	Error	Units	QA Flag
OU1	W-875-11	10/27/21		1,2-Dichloroethane	<	0.5		ug/L	
OU1	W-875-11	10/27/21		1,2-Dichloroethene (total)		2.3		ug/L	
OU1	W-875-11	10/27/21		1,2-Dichloropropane	<	0.5		ug/L	
OU1	W-875-11	10/27/21		1,3-Dichlorobenzene	<	0.5		ug/L	
OU1	W-875-11	10/27/21		1,4-Dichlorobenzene	<	0.5		ug/L	
OU1	W-875-11	10/27/21		2-Chloroethylvinylether	<	10		ug/L	
OU1	W-875-11	10/27/21		Bromodichloromethane	<	0.5		ug/L	
OU1	W-875-11	10/27/21		Bromoform	<	0.5		ug/L	
OU1	W-875-11	10/27/21		Bromomethane	<	1		ug/L	
OU1	W-875-11	10/27/21		Carbon tetrachloride	<	0.5		ug/L	
OU1	W-875-11	10/27/21		Chlorobenzene	<	0.5		ug/L	
OU1	W-875-11	10/27/21		Chloroethane	<	0.5		ug/L	
OU1	W-875-11	10/27/21		Chloroform	<	0.5		ug/L	
OU1	W-875-11	10/27/21		Chloromethane	<	0.5		ug/L	
OU1	W-875-11	10/27/21		cis-1,2-Dichloroethene		2.2		ug/L	
OU1	W-875-11	10/27/21		cis-1,3-Dichloropropene	<	0.5		ug/L	
OU1	W-875-11	10/27/21		Dibromochloromethane	<	0.5		ug/L	
OU1	W-875-11	10/27/21		Dichlorodifluoromethane	<	0.5		ug/L	
OU1	W-875-11	10/27/21		Methylene chloride	<	1		ug/L	
OU1	W-875-11	10/27/21		Tetrachloroethene		0.94		ug/L	
OU1	W-875-11	10/27/21		trans-1,2-Dichloroethene	<	0.5		ug/L	
OU1	W-875-11	10/27/21		trans-1,3-Dichloropropene	<	0.5		ug/L	
OU1	W-875-11	10/27/21		Trichloroethene		12		ug/L	
OU1	W-875-11	10/27/21		Trichlorofluoromethane	<	0.5		ug/L	
OU1	W-875-11	10/27/21		Trichlorotrifluoroethane	<	0.5		ug/L	
OU1	W-875-11	10/27/21		Vinyl chloride	<	0.5		ug/L	
OU1	W-875-15	3/16/21		1,1-Dichloroethane	<	0.5		ug/L	
OU1	W-875-15	3/16/21		1,1-Dichloroethene	<	0.5		ug/L	
OU1	W-875-15	3/16/21		1,1,1-Trichloroethane	<	0.5		ug/L	
OU1	W-875-15	3/16/21		1,1,2-Trichloroethane	<	0.5		ug/L	
OU1	W-875-15	3/16/21		1,1,2,2-Tetrachloroethane	<	0.5		ug/L	
OU1	W-875-15	3/16/21		1,2-Dichlorobenzene	<	0.5		ug/L	
OU1	W-875-15	3/16/21		1,2-Dichloroethane	<	0.5		ug/L	
OU1	W-875-15	3/16/21		1,2-Dichloroethene (total)		6		ug/L	
OU1	W-875-15	3/16/21		1,2-Dichloropropane	<	0.5		ug/L	
OU1	W-875-15	3/16/21		1,3-Dichlorobenzene	<	0.5		ug/L	
OU1	W-875-15	3/16/21		1,4-Dichlorobenzene	<	0.5		ug/L	
OU1	W-875-15	3/16/21		2-Chloroethylvinylether	<	10		ug/L	O
OU1	W-875-15	3/16/21		Bromodichloromethane	<	0.5		ug/L	
OU1	W-875-15	3/16/21		Bromoform	<	0.5		ug/L	
OU1	W-875-15	3/16/21		Bromomethane	<	1		ug/L	
OU1	W-875-15	3/16/21		Carbon tetrachloride	<	0.5		ug/L	
OU1	W-875-15	3/16/21		Chlorobenzene	<	0.5		ug/L	
OU1	W-875-15	3/16/21		Chloroethane	<	0.5		ug/L	
OU1	W-875-15	3/16/21		Chloroform	<	0.5		ug/L	
OU1	W-875-15	3/16/21		Chloromethane	<	0.5		ug/L	
OU1	W-875-15	3/16/21		cis-1,2-Dichloroethene		5.8		ug/L	
OU1	W-875-15	3/16/21		cis-1,3-Dichloropropene	<	0.5		ug/L	
OU1	W-875-15	3/16/21		Dibromochloromethane	<	0.5		ug/L	
OU1	W-875-15	3/16/21		Dichlorodifluoromethane	<	0.5		ug/L	
OU1	W-875-15	3/16/21		Methylene chloride	<	1		ug/L	
OU1	W-875-15	3/16/21		Tetrachloroethene		0.86		ug/L	
OU1	W-875-15	3/16/21		trans-1,2-Dichloroethene	<	0.5		ug/L	
OU1	W-875-15	3/16/21		trans-1,3-Dichloropropene	<	0.5		ug/L	
OU1	W-875-15	3/16/21		Trichloroethene		21		ug/L	
OU1	W-875-15	3/16/21		Trichlorofluoromethane	<	0.5		ug/L	
OU1	W-875-15	3/16/21		Trichlorotrifluoroethane	<	0.5		ug/L	
OU1	W-875-15	3/16/21		Vinyl chloride	<	0.5		ug/L	
OU1	W-875-15	4/21/21		1,1-Dichloroethane	<	0.5		ug/L	
OU1	W-875-15	4/21/21		1,1-Dichloroethene	<	0.5		ug/L	
OU1	W-875-15	4/21/21		1,1,1-Trichloroethane	<	0.5		ug/L	
OU1	W-875-15	4/21/21		1,1,2-Trichloroethane	<	0.5		ug/L	
OU1	W-875-15	4/21/21		1,1,2,2-Tetrachloroethane	<	0.5		ug/L	
OU1	W-875-15	4/21/21		1,2-Dichlorobenzene	<	0.5		ug/L	
OU1	W-875-15	4/21/21		1,2-Dichloroethane	<	0.5		ug/L	
OU1	W-875-15	4/21/21		1,2-Dichloroethene (total)		5.5		ug/L	

Attachment 1. Table 1. Groundwater analytical data, Site 300, 2021.

OU	Location	Date	Sample Type	Parameter	LOS Indicator	Result	Error	Units	QA Flag
OU1	W-875-15	4/21/21		1,2-Dichloropropane	<	0.5		ug/L	
OU1	W-875-15	4/21/21		1,3-Dichlorobenzene	<	0.5		ug/L	
OU1	W-875-15	4/21/21		1,4-Dichlorobenzene	<	0.5		ug/L	
OU1	W-875-15	4/21/21		2-Chloroethylvinylether	<	10		ug/L	
OU1	W-875-15	4/21/21		Bromodichloromethane	<	0.5		ug/L	
OU1	W-875-15	4/21/21		Bromoform	<	0.5		ug/L	
OU1	W-875-15	4/21/21		Bromomethane	<	1		ug/L	
OU1	W-875-15	4/21/21		Carbon tetrachloride	<	0.5		ug/L	
OU1	W-875-15	4/21/21		Chlorobenzene	<	0.5		ug/L	
OU1	W-875-15	4/21/21		Chloroethane	<	0.5		ug/L	
OU1	W-875-15	4/21/21		Chloroform	<	0.5		ug/L	
OU1	W-875-15	4/21/21		Chloromethane	<	0.5		ug/L	
OU1	W-875-15	4/21/21		cis-1,2-Dichloroethene		5.3		ug/L	
OU1	W-875-15	4/21/21		cis-1,3-Dichloropropene	<	0.5		ug/L	
OU1	W-875-15	4/21/21		Dibromochloromethane	<	0.5		ug/L	
OU1	W-875-15	4/21/21		Dichlorodifluoromethane	<	0.5		ug/L	
OU1	W-875-15	4/21/21		Methylene chloride	<	1		ug/L	
OU1	W-875-15	4/21/21		Tetrachloroethene		0.91		ug/L	
OU1	W-875-15	4/21/21		trans-1,2-Dichloroethene	<	0.5		ug/L	
OU1	W-875-15	4/21/21		trans-1,3-Dichloropropene	<	0.5		ug/L	
OU1	W-875-15	4/21/21		Trichloroethene		18		ug/L	
OU1	W-875-15	4/21/21		Trichlorofluoromethane	<	0.5		ug/L	
OU1	W-875-15	4/21/21		Trichlorotrifluoroethane	<	0.5		ug/L	
OU1	W-875-15	4/21/21		Vinyl chloride	<	0.5		ug/L	
OU1	W-875-15	12/7/21		1,1-Dichloroethane	<	0.5		ug/L	
OU1	W-875-15	12/7/21		1,1-Dichloroethene		0.69		ug/L	
OU1	W-875-15	12/7/21		1,1,1-Trichloroethane	<	0.5		ug/L	
OU1	W-875-15	12/7/21		1,1,2-Trichloroethane	<	0.5		ug/L	
OU1	W-875-15	12/7/21		1,1,2,2-Tetrachloroethane	<	0.5		ug/L	
OU1	W-875-15	12/7/21		1,2-Dichlorobenzene	<	0.5		ug/L	
OU1	W-875-15	12/7/21		1,2-Dichloroethane	<	0.5		ug/L	
OU1	W-875-15	12/7/21		1,2-Dichloroethene (total)		3.6		ug/L	
OU1	W-875-15	12/7/21		1,2-Dichloropropane	<	0.5		ug/L	
OU1	W-875-15	12/7/21		1,3-Dichlorobenzene	<	0.5		ug/L	
OU1	W-875-15	12/7/21		1,4-Dichlorobenzene	<	0.5		ug/L	
OU1	W-875-15	12/7/21		2-Chloroethylvinylether	<	10		ug/L	
OU1	W-875-15	12/7/21		Bromodichloromethane	<	0.5		ug/L	
OU1	W-875-15	12/7/21		Bromoform	<	0.5		ug/L	
OU1	W-875-15	12/7/21		Bromomethane	<	1		ug/L	
OU1	W-875-15	12/7/21		Carbon tetrachloride	<	0.5		ug/L	
OU1	W-875-15	12/7/21		Chlorobenzene	<	0.5		ug/L	
OU1	W-875-15	12/7/21		Chloroethane	<	0.5		ug/L	
OU1	W-875-15	12/7/21		Chloroform	<	0.5		ug/L	
OU1	W-875-15	12/7/21		Chloromethane	<	0.5		ug/L	
OU1	W-875-15	12/7/21		cis-1,2-Dichloroethene		3.6		ug/L	
OU1	W-875-15	12/7/21		cis-1,3-Dichloropropene	<	0.5		ug/L	
OU1	W-875-15	12/7/21		Dibromochloromethane	<	0.5		ug/L	
OU1	W-875-15	12/7/21		Dichlorodifluoromethane	<	0.5		ug/L	
OU1	W-875-15	12/7/21		Methylene chloride	<	1		ug/L	
OU1	W-875-15	12/7/21		Tetrachloroethene		10		ug/L	
OU1	W-875-15	12/7/21		trans-1,2-Dichloroethene	<	0.5		ug/L	
OU1	W-875-15	12/7/21		trans-1,3-Dichloropropene	<	0.5		ug/L	
OU1	W-875-15	12/7/21		Trichloroethene		100		ug/L	
OU1	W-875-15	12/7/21		Trichlorofluoromethane	<	0.5		ug/L	
OU1	W-875-15	12/7/21		Trichlorotrifluoroethane	<	0.5		ug/L	
OU1	W-875-15	12/7/21		Vinyl chloride	<	0.5		ug/L	
OU1	W-876-01	5/20/21		1,1-Dichloroethane	<	0.5		ug/L	
OU1	W-876-01	5/20/21		1,1-Dichloroethene	<	0.5		ug/L	
OU1	W-876-01	5/20/21		1,1,1-Trichloroethane	<	0.5		ug/L	
OU1	W-876-01	5/20/21		1,1,2-Trichloroethane	<	0.5		ug/L	
OU1	W-876-01	5/20/21		1,1,2,2-Tetrachloroethane	<	0.5		ug/L	
OU1	W-876-01	5/20/21		1,2-Dichlorobenzene	<	0.5		ug/L	
OU1	W-876-01	5/20/21		1,2-Dichloroethane	<	0.5		ug/L	
OU1	W-876-01	5/20/21		1,2-Dichloroethene (total)	<	1		ug/L	
OU1	W-876-01	5/20/21		1,2-Dichloropropane	<	0.5		ug/L	
OU1	W-876-01	5/20/21		1,3-Dichlorobenzene	<	0.5		ug/L	

Attachment 1. Table 1. Groundwater analytical data, Site 300, 2021.

OU	Location	Date	Sample Type	Parameter	LOS Indicator	Result	Error	Units	QA Flag
OU1	W-876-01	5/20/21		1,4-Dichlorobenzene	<	0.5		ug/L	
OU1	W-876-01	5/20/21		2-Chloroethylvinylether	<	10		ug/L	
OU1	W-876-01	5/20/21		Bromodichloromethane	<	0.5		ug/L	
OU1	W-876-01	5/20/21		Bromoform	<	0.5		ug/L	
OU1	W-876-01	5/20/21		Bromomethane	<	1		ug/L	
OU1	W-876-01	5/20/21		Carbon tetrachloride	<	0.5		ug/L	
OU1	W-876-01	5/20/21		Chlorobenzene	<	0.5		ug/L	
OU1	W-876-01	5/20/21		Chloroethane	<	0.5		ug/L	
OU1	W-876-01	5/20/21		Chloroform	<	0.5		ug/L	
OU1	W-876-01	5/20/21		Chloromethane	<	0.5		ug/L	
OU1	W-876-01	5/20/21		cis-1,2-Dichloroethene	<	0.5		ug/L	
OU1	W-876-01	5/20/21		cis-1,3-Dichloropropene	<	0.5		ug/L	
OU1	W-876-01	5/20/21		Dibromochloromethane	<	0.5		ug/L	
OU1	W-876-01	5/20/21		Dichlorodifluoromethane	<	0.5		ug/L	
OU1	W-876-01	5/20/21		Methylene chloride	<	1		ug/L	
OU1	W-876-01	5/20/21		Tetrachloroethene	<	0.5		ug/L	
OU1	W-876-01	5/20/21		trans-1,2-Dichloroethene	<	0.5		ug/L	
OU1	W-876-01	5/20/21		trans-1,3-Dichloropropene	<	0.5		ug/L	
OU1	W-876-01	5/20/21		Trichloroethene		4.1		ug/L	
OU1	W-876-01	5/20/21		Trichlorofluoromethane	<	0.5		ug/L	
OU1	W-876-01	5/20/21		Trichlorotrifluoroethane	<	0.5		ug/L	
OU1	W-876-01	5/20/21		Vinyl chloride	<	0.5		ug/L	
OU1	W-876-01	5/20/21		Field Oxidation Potential (Eh)		186		mVolts	
OU1	W-876-01	5/20/21		Field pH		7.88		Units	
OU1	W-876-01	5/20/21		Field Specific Conductance		1199		umhos/cm	
OU1	W-876-01	5/20/21		Field Temperature		19.1		Degrees C	
OU1	W-876-01	10/28/21		1,1-Dichloroethane	<	0.5		ug/L	
OU1	W-876-01	10/28/21		1,1-Dichloroethene	<	0.5		ug/L	
OU1	W-876-01	10/28/21		1,1,1-Trichloroethane	<	0.5		ug/L	
OU1	W-876-01	10/28/21		1,1,2-Trichloroethane	<	0.5		ug/L	
OU1	W-876-01	10/28/21		1,1,2,2-Tetrachloroethane	<	0.5		ug/L	
OU1	W-876-01	10/28/21		1,2-Dichlorobenzene	<	0.5		ug/L	
OU1	W-876-01	10/28/21		1,2-Dichloroethane	<	0.5		ug/L	
OU1	W-876-01	10/28/21		1,2-Dichloroethene (total)	<	1		ug/L	
OU1	W-876-01	10/28/21		1,2-Dichloropropane	<	0.5		ug/L	
OU1	W-876-01	10/28/21		1,3-Dichlorobenzene	<	0.5		ug/L	
OU1	W-876-01	10/28/21		1,4-Dichlorobenzene	<	0.5		ug/L	
OU1	W-876-01	10/28/21		2-Chloroethylvinylether	<	10		ug/L	
OU1	W-876-01	10/28/21		Bromodichloromethane	<	0.5		ug/L	
OU1	W-876-01	10/28/21		Bromoform	<	0.5		ug/L	
OU1	W-876-01	10/28/21		Bromomethane	<	1		ug/L	
OU1	W-876-01	10/28/21		Carbon tetrachloride	<	0.5		ug/L	
OU1	W-876-01	10/28/21		Chlorobenzene	<	0.5		ug/L	
OU1	W-876-01	10/28/21		Chloroethane	<	0.5		ug/L	
OU1	W-876-01	10/28/21		Chloroform	<	0.5		ug/L	
OU1	W-876-01	10/28/21		Chloromethane	<	0.5		ug/L	
OU1	W-876-01	10/28/21		cis-1,2-Dichloroethene		0.65		ug/L	
OU1	W-876-01	10/28/21		cis-1,3-Dichloropropene	<	0.5		ug/L	
OU1	W-876-01	10/28/21		Dibromochloromethane	<	0.5		ug/L	
OU1	W-876-01	10/28/21		Dichlorodifluoromethane	<	0.5		ug/L	
OU1	W-876-01	10/28/21		Methylene chloride	<	1		ug/L	
OU1	W-876-01	10/28/21		Tetrachloroethene	<	0.5		ug/L	
OU1	W-876-01	10/28/21		trans-1,2-Dichloroethene	<	0.5		ug/L	
OU1	W-876-01	10/28/21		trans-1,3-Dichloropropene	<	0.5		ug/L	
OU1	W-876-01	10/28/21		Trichloroethene		4		ug/L	
OU1	W-876-01	10/28/21		Trichlorofluoromethane	<	0.5		ug/L	
OU1	W-876-01	10/28/21		Trichlorotrifluoroethane	<	0.5		ug/L	
OU1	W-876-01	10/28/21		Vinyl chloride	<	0.5		ug/L	
OU1	W-876-01	10/28/21		Field Oxidation Potential (Eh)		71		mVolts	
OU1	W-876-01	10/28/21		Field pH		8.98		Units	
OU1	W-876-01	10/28/21		Field Specific Conductance		1521		umhos/cm	
OU1	W-876-01	10/28/21		Field Temperature		18.3		Degrees C	
OU1	W-879-01	5/4/21		1,1-Dichloroethane	<	0.5		ug/L	
OU1	W-879-01	5/4/21		1,1-Dichloroethene	<	0.5		ug/L	
OU1	W-879-01	5/4/21		1,1,1-Trichloroethane	<	0.5		ug/L	
OU1	W-879-01	5/4/21		1,1,2-Trichloroethane	<	0.5		ug/L	

Attachment 1. Table 1. Groundwater analytical data, Site 300, 2021.

OU	Location	Date	Sample Type	Parameter	LOS Indicator	Result	Error	Units	QA Flag
OU1	W-879-01	5/4/21		1,1,2,2-Tetrachloroethane	<	0.5		ug/L	
OU1	W-879-01	5/4/21		1,2-Dichlorobenzene	<	0.5		ug/L	
OU1	W-879-01	5/4/21		1,2-Dichloroethane	<	0.5		ug/L	
OU1	W-879-01	5/4/21		1,2-Dichloroethene (total)	<	1		ug/L	
OU1	W-879-01	5/4/21		1,2-Dichloropropane	<	0.5		ug/L	
OU1	W-879-01	5/4/21		1,3-Dichlorobenzene	<	0.5		ug/L	
OU1	W-879-01	5/4/21		1,4-Dichlorobenzene	<	0.5		ug/L	
OU1	W-879-01	5/4/21		2-Chloroethylvinylether	<	10		ug/L	
OU1	W-879-01	5/4/21		Bromodichloromethane	<	0.5		ug/L	
OU1	W-879-01	5/4/21		Bromoform	<	0.5		ug/L	
OU1	W-879-01	5/4/21		Bromomethane	<	1		ug/L	
OU1	W-879-01	5/4/21		Carbon tetrachloride	<	0.5		ug/L	
OU1	W-879-01	5/4/21		Chlorobenzene	<	0.5		ug/L	
OU1	W-879-01	5/4/21		Chloroethane	<	0.5		ug/L	
OU1	W-879-01	5/4/21		Chloroform	<	0.5		ug/L	
OU1	W-879-01	5/4/21		Chloromethane	<	0.5		ug/L	
OU1	W-879-01	5/4/21		cis-1,2-Dichloroethene	<	0.5		ug/L	
OU1	W-879-01	5/4/21		cis-1,3-Dichloropropene	<	0.5		ug/L	
OU1	W-879-01	5/4/21		Dibromochloromethane	<	0.5		ug/L	
OU1	W-879-01	5/4/21		Dichlorodifluoromethane	<	0.5		ug/L	
OU1	W-879-01	5/4/21		Methylene chloride	<	1		ug/L	
OU1	W-879-01	5/4/21		Tetrachloroethene	<	0.5		ug/L	
OU1	W-879-01	5/4/21		trans-1,2-Dichloroethene	<	0.5		ug/L	
OU1	W-879-01	5/4/21		trans-1,3-Dichloropropene	<	0.5		ug/L	
OU1	W-879-01	5/4/21		Trichloroethene	<	0.5		ug/L	
OU1	W-879-01	5/4/21		Trichlorofluoromethane	<	0.5		ug/L	
OU1	W-879-01	5/4/21		Trichlorotrifluoroethane	<	0.5		ug/L	
OU1	W-879-01	5/4/21		Vinyl chloride	<	0.5		ug/L	
OU1	W-879-01	5/4/21		Field Oxidation Potential (Eh)		151		mVolts	
OU1	W-879-01	5/4/21		Field pH		8.38		Units	
OU1	W-879-01	5/4/21		Field Specific Conductance		1656		umhos/cm	
OU1	W-879-01	5/4/21		Field Temperature		22.5		Degrees C	
OU1	W-879-01	11/1/21		1,1-Dichloroethane	<	0.5		ug/L	
OU1	W-879-01	11/1/21		1,1-Dichloroethene	<	0.5		ug/L	
OU1	W-879-01	11/1/21		1,1,1-Trichloroethane	<	0.5		ug/L	
OU1	W-879-01	11/1/21		1,1,2-Trichloroethane	<	0.5		ug/L	
OU1	W-879-01	11/1/21		1,1,2,2-Tetrachloroethane	<	0.5		ug/L	
OU1	W-879-01	11/1/21		1,2-Dichlorobenzene	<	0.5		ug/L	
OU1	W-879-01	11/1/21		1,2-Dichloroethane	<	0.5		ug/L	
OU1	W-879-01	11/1/21		1,2-Dichloroethene (total)	<	1		ug/L	
OU1	W-879-01	11/1/21		1,2-Dichloropropane	<	0.5		ug/L	
OU1	W-879-01	11/1/21		1,3-Dichlorobenzene	<	0.5		ug/L	
OU1	W-879-01	11/1/21		1,4-Dichlorobenzene	<	0.5		ug/L	
OU1	W-879-01	11/1/21		2-Chloroethylvinylether	<	10		ug/L	
OU1	W-879-01	11/1/21		Bromodichloromethane	<	0.5		ug/L	
OU1	W-879-01	11/1/21		Bromoform	<	0.5		ug/L	
OU1	W-879-01	11/1/21		Bromomethane	<	1		ug/L	
OU1	W-879-01	11/1/21		Carbon tetrachloride	<	0.5		ug/L	
OU1	W-879-01	11/1/21		Chlorobenzene	<	0.5		ug/L	
OU1	W-879-01	11/1/21		Chloroethane	<	0.5		ug/L	
OU1	W-879-01	11/1/21		Chloroform	<	0.5		ug/L	
OU1	W-879-01	11/1/21		Chloromethane	<	0.5		ug/L	
OU1	W-879-01	11/1/21		cis-1,2-Dichloroethene	<	0.5		ug/L	
OU1	W-879-01	11/1/21		cis-1,3-Dichloropropene	<	0.5		ug/L	
OU1	W-879-01	11/1/21		Dibromochloromethane	<	0.5		ug/L	
OU1	W-879-01	11/1/21		Dichlorodifluoromethane	<	0.5		ug/L	
OU1	W-879-01	11/1/21		Methylene chloride	<	1		ug/L	
OU1	W-879-01	11/1/21		Tetrachloroethene	<	0.5		ug/L	
OU1	W-879-01	11/1/21		trans-1,2-Dichloroethene	<	0.5		ug/L	
OU1	W-879-01	11/1/21		trans-1,3-Dichloropropene	<	0.5		ug/L	
OU1	W-879-01	11/1/21		Trichloroethene	<	0.5		ug/L	
OU1	W-879-01	11/1/21		Trichlorofluoromethane	<	0.5		ug/L	
OU1	W-879-01	11/1/21		Trichlorotrifluoroethane	<	0.5		ug/L	
OU1	W-879-01	11/1/21		Vinyl chloride	<	0.5		ug/L	
OU1	W-879-01	11/1/21		Field Oxidation Potential (Eh)		123		mVolts	
OU1	W-879-01	11/1/21		Field pH		8.48		Units	

Attachment 1. Table 1. Groundwater analytical data, Site 300, 2021.

OU	Location	Date	Sample Type	Parameter	LOS Indicator	Result	Error	Units	QA Flag
OU1	W-879-01	11/1/21		Field Specific Conductance		1861		umhos/cm	
OU1	W-879-01	11/1/21		Field Temperature		19.1		Degrees C	
OU1	W-889-01	6/3/21		1,1-Dichloroethane	<	0.5		ug/L	
OU1	W-889-01	6/3/21		1,1-Dichloroethene	<	0.5		ug/L	
OU1	W-889-01	6/3/21		1,1,1-Trichloroethane	<	0.5		ug/L	
OU1	W-889-01	6/3/21		1,1,2-Trichloroethane	<	0.5		ug/L	
OU1	W-889-01	6/3/21		1,1,2,2-Tetrachloroethane	<	0.5		ug/L	
OU1	W-889-01	6/3/21		1,2-Dichlorobenzene	<	0.5		ug/L	
OU1	W-889-01	6/3/21		1,2-Dichloroethane	<	0.5		ug/L	
OU1	W-889-01	6/3/21		1,2-Dichloroethene (total)		3.4		ug/L	
OU1	W-889-01	6/3/21		1,2-Dichloropropane	<	0.5		ug/L	
OU1	W-889-01	6/3/21		1,3-Dichlorobenzene	<	0.5		ug/L	
OU1	W-889-01	6/3/21		1,4-Dichlorobenzene	<	0.5		ug/L	
OU1	W-889-01	6/3/21		2-Chloroethylvinylether	<	10		ug/L	
OU1	W-889-01	6/3/21		Bromodichloromethane	<	0.5		ug/L	
OU1	W-889-01	6/3/21		Bromoform	<	0.5		ug/L	
OU1	W-889-01	6/3/21		Bromomethane	<	1		ug/L	
OU1	W-889-01	6/3/21		Carbon tetrachloride	<	0.5		ug/L	
OU1	W-889-01	6/3/21		Chlorobenzene	<	0.5		ug/L	
OU1	W-889-01	6/3/21		Chloroethane	<	0.5		ug/L	
OU1	W-889-01	6/3/21		Chloroform	<	0.5		ug/L	
OU1	W-889-01	6/3/21		Chloromethane	<	0.5		ug/L	
OU1	W-889-01	6/3/21		cis-1,2-Dichloroethene		3.4		ug/L	
OU1	W-889-01	6/3/21		cis-1,3-Dichloropropene	<	0.5		ug/L	
OU1	W-889-01	6/3/21		Dibromochloromethane	<	0.5		ug/L	
OU1	W-889-01	6/3/21		Dichlorodifluoromethane	<	0.5		ug/L	
OU1	W-889-01	6/3/21		Methylene chloride	<	1		ug/L	
OU1	W-889-01	6/3/21		Tetrachloroethene	<	0.5		ug/L	
OU1	W-889-01	6/3/21		trans-1,2-Dichloroethene	<	0.5		ug/L	
OU1	W-889-01	6/3/21		trans-1,3-Dichloropropene	<	0.5		ug/L	
OU1	W-889-01	6/3/21		Trichloroethene		7.2		ug/L	
OU1	W-889-01	6/3/21		Trichlorofluoromethane	<	0.5		ug/L	
OU1	W-889-01	6/3/21		Trichlorotrifluoroethane	<	0.5		ug/L	
OU1	W-889-01	6/3/21		Vinyl chloride	<	0.5		ug/L	
OU1	W-889-01	6/3/21		Field Oxidation Potential (Eh)		-226		mVolts	
OU1	W-889-01	6/3/21		Field pH		7.86		Units	
OU1	W-889-01	6/3/21		Field Specific Conductance		1976		umhos/cm	
OU1	W-889-01	6/3/21		Field Temperature		21.8		Degrees C	
OU1	W-889-01	6/3/21	DUP	1,1-Dichloroethane	<	0.5		ug/L	
OU1	W-889-01	6/3/21	DUP	1,1-Dichloroethene	<	0.5		ug/L	
OU1	W-889-01	6/3/21	DUP	1,1,1-Trichloroethane	<	0.5		ug/L	
OU1	W-889-01	6/3/21	DUP	1,1,2-Trichloroethane	<	0.5		ug/L	
OU1	W-889-01	6/3/21	DUP	1,1,2,2-Tetrachloroethane	<	0.5		ug/L	
OU1	W-889-01	6/3/21	DUP	1,2-Dichlorobenzene	<	0.5		ug/L	
OU1	W-889-01	6/3/21	DUP	1,2-Dichloroethane	<	0.5		ug/L	
OU1	W-889-01	6/3/21	DUP	1,2-Dichloroethene (total)		3.3		ug/L	
OU1	W-889-01	6/3/21	DUP	1,2-Dichloropropane	<	0.5		ug/L	
OU1	W-889-01	6/3/21	DUP	1,3-Dichlorobenzene	<	0.5		ug/L	
OU1	W-889-01	6/3/21	DUP	1,4-Dichlorobenzene	<	0.5		ug/L	
OU1	W-889-01	6/3/21	DUP	2-Chloroethylvinylether	<	10		ug/L	
OU1	W-889-01	6/3/21	DUP	Bromodichloromethane	<	0.5		ug/L	
OU1	W-889-01	6/3/21	DUP	Bromoform	<	0.5		ug/L	
OU1	W-889-01	6/3/21	DUP	Bromomethane	<	1		ug/L	
OU1	W-889-01	6/3/21	DUP	Carbon tetrachloride	<	0.5		ug/L	
OU1	W-889-01	6/3/21	DUP	Chlorobenzene	<	0.5		ug/L	
OU1	W-889-01	6/3/21	DUP	Chloroethane	<	0.5		ug/L	
OU1	W-889-01	6/3/21	DUP	Chloroform	<	0.5		ug/L	
OU1	W-889-01	6/3/21	DUP	Chloromethane	<	0.5		ug/L	
OU1	W-889-01	6/3/21	DUP	cis-1,2-Dichloroethene		3.3		ug/L	
OU1	W-889-01	6/3/21	DUP	cis-1,3-Dichloropropene	<	0.5		ug/L	
OU1	W-889-01	6/3/21	DUP	Dibromochloromethane	<	0.5		ug/L	
OU1	W-889-01	6/3/21	DUP	Dichlorodifluoromethane	<	0.5		ug/L	
OU1	W-889-01	6/3/21	DUP	Methylene chloride	<	1		ug/L	
OU1	W-889-01	6/3/21	DUP	Tetrachloroethene	<	0.5		ug/L	
OU1	W-889-01	6/3/21	DUP	trans-1,2-Dichloroethene	<	0.5		ug/L	
OU1	W-889-01	6/3/21	DUP	trans-1,3-Dichloropropene	<	0.5		ug/L	

Attachment 1. Table 1. Groundwater analytical data, Site 300, 2021.

OU	Location	Date	Sample Type	Parameter	LOS Indicator	Result	Error	Units	QA Flag
OU1	W-889-01	6/3/21	DUP	Trichloroethene		6.9		ug/L	
OU1	W-889-01	6/3/21	DUP	Trichlorofluoromethane	<	0.5		ug/L	
OU1	W-889-01	6/3/21	DUP	Trichlorotrifluoroethane	<	0.5		ug/L	
OU1	W-889-01	6/3/21	DUP	Vinyl chloride	<	0.5		ug/L	
OU1	W-889-01	11/9/21		1,1-Dichloroethane	<	0.5		ug/L	
OU1	W-889-01	11/9/21		1,1-Dichloroethene	<	0.5		ug/L	
OU1	W-889-01	11/9/21		1,1,1-Trichloroethane	<	0.5		ug/L	
OU1	W-889-01	11/9/21		1,1,2-Trichloroethane	<	0.5		ug/L	
OU1	W-889-01	11/9/21		1,1,2,2-Tetrachloroethane	<	0.5		ug/L	
OU1	W-889-01	11/9/21		1,2-Dichlorobenzene	<	0.5		ug/L	
OU1	W-889-01	11/9/21		1,2-Dichloroethane	<	0.5		ug/L	
OU1	W-889-01	11/9/21		1,2-Dichloroethene (total)		2.9		ug/L	
OU1	W-889-01	11/9/21		1,2-Dichloropropane	<	0.5		ug/L	
OU1	W-889-01	11/9/21		1,3-Dichlorobenzene	<	0.5		ug/L	
OU1	W-889-01	11/9/21		1,4-Dichlorobenzene	<	0.5		ug/L	
OU1	W-889-01	11/9/21		2-Chloroethylvinylether	<	10		ug/L	
OU1	W-889-01	11/9/21		Bromodichloromethane	<	0.5		ug/L	
OU1	W-889-01	11/9/21		Bromoform	<	0.5		ug/L	
OU1	W-889-01	11/9/21		Bromomethane	<	1		ug/L	
OU1	W-889-01	11/9/21		Carbon tetrachloride	<	0.5		ug/L	
OU1	W-889-01	11/9/21		Chlorobenzene	<	0.5		ug/L	
OU1	W-889-01	11/9/21		Chloroethane	<	0.5		ug/L	
OU1	W-889-01	11/9/21		Chloroform	<	0.5		ug/L	
OU1	W-889-01	11/9/21		Chloromethane	<	0.5		ug/L	
OU1	W-889-01	11/9/21		cis-1,2-Dichloroethene		2.9		ug/L	
OU1	W-889-01	11/9/21		cis-1,3-Dichloropropene	<	0.5		ug/L	
OU1	W-889-01	11/9/21		Dibromochloromethane	<	0.5		ug/L	
OU1	W-889-01	11/9/21		Dichlorodifluoromethane	<	0.5		ug/L	
OU1	W-889-01	11/9/21		Methylene chloride	<	1		ug/L	
OU1	W-889-01	11/9/21		Tetrachloroethene	<	0.5		ug/L	
OU1	W-889-01	11/9/21		trans-1,2-Dichloroethene	<	0.5		ug/L	
OU1	W-889-01	11/9/21		trans-1,3-Dichloropropene	<	0.5		ug/L	
OU1	W-889-01	11/9/21		Trichloroethene		5.3		ug/L	
OU1	W-889-01	11/9/21		Trichlorofluoromethane	<	0.5		ug/L	
OU1	W-889-01	11/9/21		Trichlorotrifluoroethane	<	0.5		ug/L	
OU1	W-889-01	11/9/21		Vinyl chloride	<	0.5		ug/L	
OU1	W-889-01	11/9/21		Field Oxidation Potential (Eh)		-315		mVolts	
OU1	W-889-01	11/9/21		Field pH		7.91		Units	
OU1	W-889-01	11/9/21		Field Specific Conductance		1970		umhos/cm	
OU1	W-889-01	11/9/21		Field Temperature		20.6		Degrees C	
OU1	W-CGSA-1737	5/24/21		1,1-Dichloroethane	<	0.5		ug/L	
OU1	W-CGSA-1737	5/24/21		1,1-Dichloroethene	<	0.5		ug/L	
OU1	W-CGSA-1737	5/24/21		1,1,1-Trichloroethane	<	0.5		ug/L	
OU1	W-CGSA-1737	5/24/21		1,1,2-Trichloroethane	<	0.5		ug/L	
OU1	W-CGSA-1737	5/24/21		1,1,2,2-Tetrachloroethane	<	0.5		ug/L	
OU1	W-CGSA-1737	5/24/21		1,2-Dichlorobenzene	<	0.5		ug/L	
OU1	W-CGSA-1737	5/24/21		1,2-Dichloroethane	<	0.5		ug/L	
OU1	W-CGSA-1737	5/24/21		1,2-Dichloroethene (total)	<	1		ug/L	
OU1	W-CGSA-1737	5/24/21		1,2-Dichloropropane	<	0.5		ug/L	
OU1	W-CGSA-1737	5/24/21		1,3-Dichlorobenzene	<	0.5		ug/L	
OU1	W-CGSA-1737	5/24/21		1,4-Dichlorobenzene	<	0.5		ug/L	
OU1	W-CGSA-1737	5/24/21		2-Chloroethylvinylether	<	1		ug/L	
OU1	W-CGSA-1737	5/24/21		Bromodichloromethane	<	0.5		ug/L	
OU1	W-CGSA-1737	5/24/21		Bromoform	<	0.5		ug/L	
OU1	W-CGSA-1737	5/24/21		Bromomethane	<	0.5		ug/L	
OU1	W-CGSA-1737	5/24/21		Carbon tetrachloride	<	0.5		ug/L	
OU1	W-CGSA-1737	5/24/21		Chlorobenzene	<	0.5		ug/L	
OU1	W-CGSA-1737	5/24/21		Chloroethane	<	0.5		ug/L	
OU1	W-CGSA-1737	5/24/21		Chloroform	<	0.5		ug/L	
OU1	W-CGSA-1737	5/24/21		Chloromethane	<	0.5		ug/L	
OU1	W-CGSA-1737	5/24/21		cis-1,2-Dichloroethene	<	0.5		ug/L	
OU1	W-CGSA-1737	5/24/21		cis-1,3-Dichloropropene	<	0.5		ug/L	
OU1	W-CGSA-1737	5/24/21		Dibromochloromethane	<	0.5		ug/L	
OU1	W-CGSA-1737	5/24/21		Dichlorodifluoromethane	<	0.5		ug/L	L
OU1	W-CGSA-1737	5/24/21		Methylene chloride	<	0.5		ug/L	
OU1	W-CGSA-1737	5/24/21		Tetrachloroethene	<	0.5		ug/L	

Attachment 1. Table 1. Groundwater analytical data, Site 300, 2021.

OU	Location	Date	Sample Type	Parameter	LOS Indicator	Result	Error	Units	QA Flag
OU1	W-CGSA-1737	5/24/21		trans-1,2-Dichloroethene	<	0.5		ug/L	
OU1	W-CGSA-1737	5/24/21		trans-1,3-Dichloropropene	<	0.5		ug/L	
OU1	W-CGSA-1737	5/24/21		Trichloroethene		0.74		ug/L	
OU1	W-CGSA-1737	5/24/21		Trichlorofluoromethane	<	0.5		ug/L	
OU1	W-CGSA-1737	5/24/21		Trichlorotrifluoroethane	<	0.5		ug/L	
OU1	W-CGSA-1737	5/24/21		Vinyl chloride	<	0.5		ug/L	
OU1	W-CGSA-1737	5/24/21		Field Oxidation Potential (Eh)		249		mVolts	
OU1	W-CGSA-1737	5/24/21		Field pH		7.65		Units	
OU1	W-CGSA-1737	5/24/21		Field Specific Conductance		1515		umhos/cm	
OU1	W-CGSA-1737	5/24/21		Field Temperature		20.2		Degrees C	
OU1	W-CGSA-1737	10/28/21		1,1-Dichloroethane	<	0.5		ug/L	
OU1	W-CGSA-1737	10/28/21		1,1-Dichloroethene	<	0.5		ug/L	
OU1	W-CGSA-1737	10/28/21		1,1,1-Trichloroethane	<	0.5		ug/L	
OU1	W-CGSA-1737	10/28/21		1,1,2-Trichloroethane	<	0.5		ug/L	
OU1	W-CGSA-1737	10/28/21		1,1,2,2-Tetrachloroethane	<	0.5		ug/L	
OU1	W-CGSA-1737	10/28/21		1,2-Dichlorobenzene	<	0.5		ug/L	
OU1	W-CGSA-1737	10/28/21		1,2-Dichloroethane	<	0.5		ug/L	
OU1	W-CGSA-1737	10/28/21		1,2-Dichloroethene (total)	<	1		ug/L	
OU1	W-CGSA-1737	10/28/21		1,2-Dichloropropane	<	0.5		ug/L	
OU1	W-CGSA-1737	10/28/21		1,3-Dichlorobenzene	<	0.5		ug/L	
OU1	W-CGSA-1737	10/28/21		1,4-Dichlorobenzene	<	0.5		ug/L	
OU1	W-CGSA-1737	10/28/21		2-Chloroethylvinylether	<	1		ug/L	
OU1	W-CGSA-1737	10/28/21		Bromodichloromethane	<	0.5		ug/L	
OU1	W-CGSA-1737	10/28/21		Bromoform	<	0.5		ug/L	
OU1	W-CGSA-1737	10/28/21		Bromomethane	<	0.5		ug/L	
OU1	W-CGSA-1737	10/28/21		Carbon tetrachloride	<	0.5		ug/L	
OU1	W-CGSA-1737	10/28/21		Chlorobenzene	<	0.5		ug/L	
OU1	W-CGSA-1737	10/28/21		Chloroethane	<	0.5		ug/L	
OU1	W-CGSA-1737	10/28/21		Chloroform	<	0.5		ug/L	
OU1	W-CGSA-1737	10/28/21		Chloromethane	<	0.5		ug/L	
OU1	W-CGSA-1737	10/28/21		cis-1,2-Dichloroethene	<	0.5		ug/L	
OU1	W-CGSA-1737	10/28/21		cis-1,3-Dichloropropene	<	0.5		ug/L	
OU1	W-CGSA-1737	10/28/21		Dibromochloromethane	<	0.5		ug/L	
OU1	W-CGSA-1737	10/28/21		Dichlorodifluoromethane	<	0.5		ug/L	L
OU1	W-CGSA-1737	10/28/21		Methylene chloride	<	0.5		ug/L	
OU1	W-CGSA-1737	10/28/21		Tetrachloroethene	<	0.5		ug/L	
OU1	W-CGSA-1737	10/28/21		trans-1,2-Dichloroethene	<	0.5		ug/L	
OU1	W-CGSA-1737	10/28/21		trans-1,3-Dichloropropene	<	0.5		ug/L	
OU1	W-CGSA-1737	10/28/21		Trichloroethene		0.54		ug/L	
OU1	W-CGSA-1737	10/28/21		Trichlorofluoromethane	<	0.5		ug/L	
OU1	W-CGSA-1737	10/28/21		Trichlorotrifluoroethane	<	0.5		ug/L	
OU1	W-CGSA-1737	10/28/21		Vinyl chloride	<	0.5		ug/L	
OU1	W-CGSA-1737	10/28/21		Field Oxidation Potential (Eh)		137		mVolts	
OU1	W-CGSA-1737	10/28/21		Field pH		7.37		Units	
OU1	W-CGSA-1737	10/28/21		Field Specific Conductance		1495		umhos/cm	
OU1	W-CGSA-1737	10/28/21		Field Temperature		21.2		Degrees C	
OU1	W-CGSA-1739	5/25/21		1,1-Dichloroethane	<	0.5		ug/L	
OU1	W-CGSA-1739	5/25/21		1,1-Dichloroethene	<	0.5		ug/L	
OU1	W-CGSA-1739	5/25/21		1,1,1-Trichloroethane	<	0.5		ug/L	
OU1	W-CGSA-1739	5/25/21		1,1,2-Trichloroethane	<	0.5		ug/L	
OU1	W-CGSA-1739	5/25/21		1,1,2,2-Tetrachloroethane	<	0.5		ug/L	
OU1	W-CGSA-1739	5/25/21		1,2-Dichlorobenzene	<	0.5		ug/L	
OU1	W-CGSA-1739	5/25/21		1,2-Dichloroethane	<	0.5		ug/L	
OU1	W-CGSA-1739	5/25/21		1,2-Dichloroethene (total)	<	1		ug/L	
OU1	W-CGSA-1739	5/25/21		1,2-Dichloropropane	<	0.5		ug/L	
OU1	W-CGSA-1739	5/25/21		1,3-Dichlorobenzene	<	0.5		ug/L	
OU1	W-CGSA-1739	5/25/21		1,4-Dichlorobenzene	<	0.5		ug/L	
OU1	W-CGSA-1739	5/25/21		2-Chloroethylvinylether	<	10		ug/L	
OU1	W-CGSA-1739	5/25/21		Bromodichloromethane	<	0.5		ug/L	
OU1	W-CGSA-1739	5/25/21		Bromoform	<	0.5		ug/L	
OU1	W-CGSA-1739	5/25/21		Bromomethane	<	1		ug/L	
OU1	W-CGSA-1739	5/25/21		Carbon tetrachloride	<	0.5		ug/L	
OU1	W-CGSA-1739	5/25/21		Chlorobenzene	<	0.5		ug/L	
OU1	W-CGSA-1739	5/25/21		Chloroethane	<	0.5		ug/L	
OU1	W-CGSA-1739	5/25/21		Chloroform	<	0.5		ug/L	
OU1	W-CGSA-1739	5/25/21		Chloromethane	<	0.5		ug/L	

Attachment 1. Table 1. Groundwater analytical data, Site 300, 2021.

OU	Location	Date	Sample Type	Parameter	LOS Indicator	Result	Error	Units	QA Flag
OU1	W-CGSA-1739	5/25/21		cis-1,2-Dichloroethene	<	0.5		ug/L	
OU1	W-CGSA-1739	5/25/21		cis-1,3-Dichloropropene	<	0.5		ug/L	
OU1	W-CGSA-1739	5/25/21		Dibromochloromethane	<	0.5		ug/L	
OU1	W-CGSA-1739	5/25/21		Dichlorodifluoromethane	<	0.5		ug/L	
OU1	W-CGSA-1739	5/25/21		Methylene chloride	<	1		ug/L	
OU1	W-CGSA-1739	5/25/21		Tetrachloroethene	<	0.5		ug/L	
OU1	W-CGSA-1739	5/25/21		trans-1,2-Dichloroethene	<	0.5		ug/L	
OU1	W-CGSA-1739	5/25/21		trans-1,3-Dichloropropene	<	0.5		ug/L	
OU1	W-CGSA-1739	5/25/21		Trichloroethene		3.3		ug/L	
OU1	W-CGSA-1739	5/25/21		Trichlorofluoromethane	<	0.5		ug/L	
OU1	W-CGSA-1739	5/25/21		Trichlorotrifluoroethane	<	0.5		ug/L	
OU1	W-CGSA-1739	5/25/21		Vinyl chloride	<	0.5		ug/L	
OU1	W-CGSA-1739	5/25/21		Field Oxidation Potential (Eh)		171		mVolts	
OU1	W-CGSA-1739	5/25/21		Field pH		7.89		Units	
OU1	W-CGSA-1739	5/25/21		Field Specific Conductance		1103		umhos/cm	
OU1	W-CGSA-1739	5/25/21		Field Temperature		21.1		Degrees C	
OU1	W-CGSA-1739	10/28/21		1,1-Dichloroethane	<	0.5		ug/L	
OU1	W-CGSA-1739	10/28/21		1,1-Dichloroethene	<	0.5		ug/L	
OU1	W-CGSA-1739	10/28/21		1,1,1-Trichloroethane	<	0.5		ug/L	
OU1	W-CGSA-1739	10/28/21		1,1,2-Trichloroethane	<	0.5		ug/L	
OU1	W-CGSA-1739	10/28/21		1,1,2,2-Tetrachloroethane	<	0.5		ug/L	
OU1	W-CGSA-1739	10/28/21		1,2-Dichlorobenzene	<	0.5		ug/L	
OU1	W-CGSA-1739	10/28/21		1,2-Dichloroethane	<	0.5		ug/L	
OU1	W-CGSA-1739	10/28/21		1,2-Dichloroethene (total)	<	1		ug/L	
OU1	W-CGSA-1739	10/28/21		1,2-Dichloropropane	<	0.5		ug/L	
OU1	W-CGSA-1739	10/28/21		1,3-Dichlorobenzene	<	0.5		ug/L	
OU1	W-CGSA-1739	10/28/21		1,4-Dichlorobenzene	<	0.5		ug/L	
OU1	W-CGSA-1739	10/28/21		2-Chloroethylvinylether	<	10		ug/L	
OU1	W-CGSA-1739	10/28/21		Bromodichloromethane	<	0.5		ug/L	
OU1	W-CGSA-1739	10/28/21		Bromoform	<	0.5		ug/L	
OU1	W-CGSA-1739	10/28/21		Bromomethane	<	1		ug/L	
OU1	W-CGSA-1739	10/28/21		Carbon tetrachloride	<	0.5		ug/L	
OU1	W-CGSA-1739	10/28/21		Chlorobenzene	<	0.5		ug/L	
OU1	W-CGSA-1739	10/28/21		Chloroethane	<	0.5		ug/L	
OU1	W-CGSA-1739	10/28/21		Chloroform	<	0.5		ug/L	
OU1	W-CGSA-1739	10/28/21		Chloromethane	<	0.5		ug/L	
OU1	W-CGSA-1739	10/28/21		cis-1,2-Dichloroethene	<	0.5		ug/L	
OU1	W-CGSA-1739	10/28/21		cis-1,3-Dichloropropene	<	0.5		ug/L	
OU1	W-CGSA-1739	10/28/21		Dibromochloromethane	<	0.5		ug/L	
OU1	W-CGSA-1739	10/28/21		Dichlorodifluoromethane	<	0.5		ug/L	
OU1	W-CGSA-1739	10/28/21		Methylene chloride	<	1		ug/L	
OU1	W-CGSA-1739	10/28/21		Tetrachloroethene	<	0.5		ug/L	
OU1	W-CGSA-1739	10/28/21		trans-1,2-Dichloroethene	<	0.5		ug/L	
OU1	W-CGSA-1739	10/28/21		trans-1,3-Dichloropropene	<	0.5		ug/L	
OU1	W-CGSA-1739	10/28/21		Trichloroethene		3.7		ug/L	
OU1	W-CGSA-1739	10/28/21		Trichlorofluoromethane	<	0.5		ug/L	
OU1	W-CGSA-1739	10/28/21		Trichlorotrifluoroethane	<	0.5		ug/L	
OU1	W-CGSA-1739	10/28/21		Vinyl chloride	<	0.5		ug/L	
OU1	W-CGSA-1739	10/28/21		Field Oxidation Potential (Eh)		102		mVolts	
OU1	W-CGSA-1739	10/28/21		Field pH		7.75		Units	
OU1	W-CGSA-1739	10/28/21		Field Specific Conductance		1451		umhos/cm	
OU1	W-CGSA-1739	10/28/21		Field Temperature		19.1		Degrees C	
OU1	W-CGSA-2708	3/17/21		Nitrate (as NO3)		14		mg/L	D
OU1	W-CGSA-2708	3/17/21		1,1-Dichloroethane	<	0.5		ug/L	
OU1	W-CGSA-2708	3/17/21		1,1-Dichloroethene	<	0.5		ug/L	
OU1	W-CGSA-2708	3/17/21		1,1,1-Trichloroethane	<	0.5		ug/L	
OU1	W-CGSA-2708	3/17/21		1,1,2-Trichloroethane	<	0.5		ug/L	
OU1	W-CGSA-2708	3/17/21		1,1,2,2-Tetrachloroethane	<	0.5		ug/L	
OU1	W-CGSA-2708	3/17/21		1,2-Dichlorobenzene	<	0.5		ug/L	
OU1	W-CGSA-2708	3/17/21		1,2-Dichloroethane	<	0.5		ug/L	
OU1	W-CGSA-2708	3/17/21		1,2-Dichloroethene (total)	<	1		ug/L	
OU1	W-CGSA-2708	3/17/21		1,2-Dichloropropane	<	0.5		ug/L	
OU1	W-CGSA-2708	3/17/21		1,3-Dichlorobenzene	<	0.5		ug/L	
OU1	W-CGSA-2708	3/17/21		1,4-Dichlorobenzene	<	0.5		ug/L	
OU1	W-CGSA-2708	3/17/21		2-Chloroethylvinylether	<	10		ug/L	
OU1	W-CGSA-2708	3/17/21		Bromodichloromethane	<	0.5		ug/L	

Attachment 1. Table 1. Groundwater analytical data, Site 300, 2021.

OU	Location	Date	Sample Type	Parameter	LOS Indicator	Result	Error	Units	QA Flag
OU1	W-CGSA-2708	3/17/21		Bromoform	<	0.5		ug/L	
OU1	W-CGSA-2708	3/17/21		Bromomethane	<	1		ug/L	
OU1	W-CGSA-2708	3/17/21		Carbon tetrachloride	<	0.5		ug/L	
OU1	W-CGSA-2708	3/17/21		Chlorobenzene	<	0.5		ug/L	
OU1	W-CGSA-2708	3/17/21		Chloroethane	<	0.5		ug/L	
OU1	W-CGSA-2708	3/17/21		Chloroform	<	0.5		ug/L	
OU1	W-CGSA-2708	3/17/21		Chloromethane	<	0.5		ug/L	
OU1	W-CGSA-2708	3/17/21		cis-1,2-Dichloroethene	<	0.5		ug/L	
OU1	W-CGSA-2708	3/17/21		cis-1,3-Dichloropropene	<	0.5		ug/L	
OU1	W-CGSA-2708	3/17/21		Dibromochloromethane	<	0.5		ug/L	
OU1	W-CGSA-2708	3/17/21		Dichlorodifluoromethane	<	0.5		ug/L	
OU1	W-CGSA-2708	3/17/21		Methylene chloride	<	1		ug/L	
OU1	W-CGSA-2708	3/17/21		Tetrachloroethene	<	0.5		ug/L	
OU1	W-CGSA-2708	3/17/21		trans-1,2-Dichloroethene	<	0.5		ug/L	
OU1	W-CGSA-2708	3/17/21		trans-1,3-Dichloropropene	<	0.5		ug/L	
OU1	W-CGSA-2708	3/17/21		Trichloroethene		5.5		ug/L	
OU1	W-CGSA-2708	3/17/21		Trichlorofluoromethane	<	0.5		ug/L	
OU1	W-CGSA-2708	3/17/21		Trichlorotrifluoroethane	<	0.5		ug/L	
OU1	W-CGSA-2708	3/17/21		Vinyl chloride	<	0.5		ug/L	
OU1	W-CGSA-2708	4/20/21		Nitrate (as NO3)		17		mg/L	D
OU1	W-CGSA-2708	4/20/21		1,1-Dichloroethane	<	0.5		ug/L	
OU1	W-CGSA-2708	4/20/21		1,1-Dichloroethene	<	0.5		ug/L	
OU1	W-CGSA-2708	4/20/21		1,1,1-Trichloroethane	<	0.5		ug/L	
OU1	W-CGSA-2708	4/20/21		1,1,2-Trichloroethane	<	0.5		ug/L	
OU1	W-CGSA-2708	4/20/21		1,1,2,2-Tetrachloroethane	<	0.5		ug/L	
OU1	W-CGSA-2708	4/20/21		1,2-Dichlorobenzene	<	0.5		ug/L	
OU1	W-CGSA-2708	4/20/21		1,2-Dichloroethane	<	0.5		ug/L	
OU1	W-CGSA-2708	4/20/21		1,2-Dichloroethene (total)	<	1		ug/L	
OU1	W-CGSA-2708	4/20/21		1,2-Dichloropropane	<	0.5		ug/L	
OU1	W-CGSA-2708	4/20/21		1,3-Dichlorobenzene	<	0.5		ug/L	
OU1	W-CGSA-2708	4/20/21		1,4-Dichlorobenzene	<	0.5		ug/L	
OU1	W-CGSA-2708	4/20/21		2-Chloroethylvinylether	<	10		ug/L	
OU1	W-CGSA-2708	4/20/21		Bromodichloromethane	<	0.5		ug/L	
OU1	W-CGSA-2708	4/20/21		Bromoform	<	0.5		ug/L	
OU1	W-CGSA-2708	4/20/21		Bromomethane	<	1		ug/L	
OU1	W-CGSA-2708	4/20/21		Carbon tetrachloride	<	0.5		ug/L	
OU1	W-CGSA-2708	4/20/21		Chlorobenzene	<	0.5		ug/L	
OU1	W-CGSA-2708	4/20/21		Chloroethane	<	0.5		ug/L	
OU1	W-CGSA-2708	4/20/21		Chloroform	<	0.5		ug/L	
OU1	W-CGSA-2708	4/20/21		Chloromethane	<	0.5		ug/L	
OU1	W-CGSA-2708	4/20/21		cis-1,2-Dichloroethene	<	0.5		ug/L	
OU1	W-CGSA-2708	4/20/21		cis-1,3-Dichloropropene	<	0.5		ug/L	
OU1	W-CGSA-2708	4/20/21		Dibromochloromethane	<	0.5		ug/L	
OU1	W-CGSA-2708	4/20/21		Dichlorodifluoromethane	<	0.5		ug/L	
OU1	W-CGSA-2708	4/20/21		Methylene chloride	<	1		ug/L	
OU1	W-CGSA-2708	4/20/21		Tetrachloroethene	<	0.5		ug/L	
OU1	W-CGSA-2708	4/20/21		trans-1,2-Dichloroethene	<	0.5		ug/L	
OU1	W-CGSA-2708	4/20/21		trans-1,3-Dichloropropene	<	0.5		ug/L	
OU1	W-CGSA-2708	4/20/21		Trichloroethene		5.4		ug/L	
OU1	W-CGSA-2708	4/20/21		Trichlorofluoromethane	<	0.5		ug/L	
OU1	W-CGSA-2708	4/20/21		Trichlorotrifluoroethane	<	0.5		ug/L	
OU1	W-CGSA-2708	4/20/21		Vinyl chloride	<	0.5		ug/L	
OU1	W-CGSA-2708	7/6/21		Nitrate (as NO3)		18		mg/L	D
OU1	W-CGSA-2708	7/6/21		1,1-Dichloroethane	<	0.5		ug/L	
OU1	W-CGSA-2708	7/6/21		1,1-Dichloroethene	<	0.5		ug/L	
OU1	W-CGSA-2708	7/6/21		1,1,1-Trichloroethane	<	0.5		ug/L	
OU1	W-CGSA-2708	7/6/21		1,1,2-Trichloroethane	<	0.5		ug/L	
OU1	W-CGSA-2708	7/6/21		1,1,2,2-Tetrachloroethane	<	0.5		ug/L	
OU1	W-CGSA-2708	7/6/21		1,2-Dichlorobenzene	<	0.5		ug/L	
OU1	W-CGSA-2708	7/6/21		1,2-Dichloroethane	<	0.5		ug/L	
OU1	W-CGSA-2708	7/6/21		1,2-Dichloroethene (total)	<	1		ug/L	
OU1	W-CGSA-2708	7/6/21		1,2-Dichloropropane	<	0.5		ug/L	
OU1	W-CGSA-2708	7/6/21		1,3-Dichlorobenzene	<	0.5		ug/L	
OU1	W-CGSA-2708	7/6/21		1,4-Dichlorobenzene	<	0.5		ug/L	
OU1	W-CGSA-2708	7/6/21		2-Chloroethylvinylether	<	10		ug/L	
OU1	W-CGSA-2708	7/6/21		Bromodichloromethane	<	0.5		ug/L	

Attachment 1. Table 1. Groundwater analytical data, Site 300, 2021.

OU	Location	Date	Sample Type	Parameter	LOS Indicator	Result	Error	Units	QA Flag
OU1	W-CGSA-2708	7/6/21		Bromoform	<	0.5		ug/L	
OU1	W-CGSA-2708	7/6/21		Bromomethane	<	1		ug/L	
OU1	W-CGSA-2708	7/6/21		Carbon tetrachloride	<	0.5		ug/L	
OU1	W-CGSA-2708	7/6/21		Chlorobenzene	<	0.5		ug/L	
OU1	W-CGSA-2708	7/6/21		Chloroethane	<	0.5		ug/L	
OU1	W-CGSA-2708	7/6/21		Chloroform	<	0.5		ug/L	
OU1	W-CGSA-2708	7/6/21		Chloromethane	<	0.5		ug/L	
OU1	W-CGSA-2708	7/6/21		cis-1,2-Dichloroethene	<	0.5		ug/L	
OU1	W-CGSA-2708	7/6/21		cis-1,3-Dichloropropene	<	0.5		ug/L	
OU1	W-CGSA-2708	7/6/21		Dibromochloromethane	<	0.5		ug/L	
OU1	W-CGSA-2708	7/6/21		Dichlorodifluoromethane	<	0.5		ug/L	
OU1	W-CGSA-2708	7/6/21		Methylene chloride	<	1		ug/L	
OU1	W-CGSA-2708	7/6/21		Tetrachloroethene	<	0.5		ug/L	
OU1	W-CGSA-2708	7/6/21		trans-1,2-Dichloroethene	<	0.5		ug/L	
OU1	W-CGSA-2708	7/6/21		trans-1,3-Dichloropropene	<	0.5		ug/L	
OU1	W-CGSA-2708	7/6/21		Trichloroethene		5		ug/L	
OU1	W-CGSA-2708	7/6/21		Trichlorofluoromethane	<	0.5		ug/L	
OU1	W-CGSA-2708	7/6/21		Trichlorotrifluoroethane	<	0.5		ug/L	
OU1	W-CGSA-2708	7/6/21		Vinyl chloride	<	0.5		ug/L	
OU1	W-CGSA-2708	10/18/21		Nitrate (as NO3)		16		mg/L	D
OU1	W-CGSA-2708	10/18/21		1,1-Dichloroethane	<	0.5		ug/L	
OU1	W-CGSA-2708	10/18/21		1,1-Dichloroethene	<	0.5		ug/L	
OU1	W-CGSA-2708	10/18/21		1,1,1-Trichloroethane	<	0.5		ug/L	
OU1	W-CGSA-2708	10/18/21		1,1,2-Trichloroethane	<	0.5		ug/L	
OU1	W-CGSA-2708	10/18/21		1,1,2,2-Tetrachloroethane	<	0.5		ug/L	
OU1	W-CGSA-2708	10/18/21		1,2-Dichlorobenzene	<	0.5		ug/L	
OU1	W-CGSA-2708	10/18/21		1,2-Dichloroethane	<	0.5		ug/L	
OU1	W-CGSA-2708	10/18/21		1,2-Dichloroethene (total)	<	1		ug/L	
OU1	W-CGSA-2708	10/18/21		1,2-Dichloropropane	<	0.5		ug/L	
OU1	W-CGSA-2708	10/18/21		1,3-Dichlorobenzene	<	0.5		ug/L	
OU1	W-CGSA-2708	10/18/21		1,4-Dichlorobenzene	<	0.5		ug/L	
OU1	W-CGSA-2708	10/18/21		2-Chloroethylvinylether	<	10		ug/L	
OU1	W-CGSA-2708	10/18/21		Bromodichloromethane	<	0.5		ug/L	
OU1	W-CGSA-2708	10/18/21		Bromoform	<	0.5		ug/L	
OU1	W-CGSA-2708	10/18/21		Bromomethane	<	1		ug/L	
OU1	W-CGSA-2708	10/18/21		Carbon tetrachloride	<	0.5		ug/L	
OU1	W-CGSA-2708	10/18/21		Chlorobenzene	<	0.5		ug/L	
OU1	W-CGSA-2708	10/18/21		Chloroethane	<	0.5		ug/L	
OU1	W-CGSA-2708	10/18/21		Chloroform	<	0.5		ug/L	
OU1	W-CGSA-2708	10/18/21		Chloromethane	<	0.5		ug/L	
OU1	W-CGSA-2708	10/18/21		cis-1,2-Dichloroethene	<	0.5		ug/L	
OU1	W-CGSA-2708	10/18/21		cis-1,3-Dichloropropene	<	0.5		ug/L	
OU1	W-CGSA-2708	10/18/21		Dibromochloromethane	<	0.5		ug/L	
OU1	W-CGSA-2708	10/18/21		Dichlorodifluoromethane	<	0.5		ug/L	
OU1	W-CGSA-2708	10/18/21		Methylene chloride	<	1		ug/L	
OU1	W-CGSA-2708	10/18/21		Tetrachloroethene	<	0.5		ug/L	
OU1	W-CGSA-2708	10/18/21		trans-1,2-Dichloroethene	<	0.5		ug/L	
OU1	W-CGSA-2708	10/18/21		trans-1,3-Dichloropropene	<	0.5		ug/L	
OU1	W-CGSA-2708	10/18/21		Trichloroethene		4		ug/L	
OU1	W-CGSA-2708	10/18/21		Trichlorofluoromethane	<	0.5		ug/L	
OU1	W-CGSA-2708	10/18/21		Trichlorotrifluoroethane	<	0.5		ug/L	
OU1	W-CGSA-2708	10/18/21		Vinyl chloride	<	0.5		ug/L	
OU1	W-CGSA-2908	5/20/21		1,1-Dichloroethane	<	0.5		ug/L	
OU1	W-CGSA-2908	5/20/21		1,1-Dichloroethene	<	0.5		ug/L	
OU1	W-CGSA-2908	5/20/21		1,1,1-Trichloroethane	<	0.5		ug/L	
OU1	W-CGSA-2908	5/20/21		1,1,2-Trichloroethane	<	0.5		ug/L	
OU1	W-CGSA-2908	5/20/21		1,1,2,2-Tetrachloroethane	<	0.5		ug/L	
OU1	W-CGSA-2908	5/20/21		1,2-Dichlorobenzene	<	0.5		ug/L	
OU1	W-CGSA-2908	5/20/21		1,2-Dichloroethane	<	0.5		ug/L	
OU1	W-CGSA-2908	5/20/21		1,2-Dichloroethene (total)	<	1		ug/L	
OU1	W-CGSA-2908	5/20/21		1,2-Dichloropropane	<	0.5		ug/L	
OU1	W-CGSA-2908	5/20/21		1,3-Dichlorobenzene	<	0.5		ug/L	
OU1	W-CGSA-2908	5/20/21		1,4-Dichlorobenzene	<	0.5		ug/L	
OU1	W-CGSA-2908	5/20/21		2-Chloroethylvinylether	<	1		ug/L	
OU1	W-CGSA-2908	5/20/21		Bromodichloromethane	<	0.5		ug/L	
OU1	W-CGSA-2908	5/20/21		Bromoform	<	0.5		ug/L	

Attachment 1. Table 1. Groundwater analytical data, Site 300, 2021.

OU	Location	Date	Sample Type	Parameter	LOS Indicator	Result	Error	Units	QA Flag
OU1	W-CGSA-2908	5/20/21		Bromomethane	<	0.5		ug/L	
OU1	W-CGSA-2908	5/20/21		Carbon tetrachloride	<	0.5		ug/L	
OU1	W-CGSA-2908	5/20/21		Chlorobenzene	<	0.5		ug/L	
OU1	W-CGSA-2908	5/20/21		Chloroethane	<	0.5		ug/L	
OU1	W-CGSA-2908	5/20/21		Chloroform	<	0.5		ug/L	
OU1	W-CGSA-2908	5/20/21		Chloromethane	<	0.5		ug/L	
OU1	W-CGSA-2908	5/20/21		cis-1,2-Dichloroethene	<	0.5		ug/L	
OU1	W-CGSA-2908	5/20/21		cis-1,3-Dichloropropene	<	0.5		ug/L	
OU1	W-CGSA-2908	5/20/21		Dibromochloromethane	<	0.5		ug/L	
OU1	W-CGSA-2908	5/20/21		Dichlorodifluoromethane	<	0.5		ug/L	L
OU1	W-CGSA-2908	5/20/21		Methylene chloride	<	0.5		ug/L	
OU1	W-CGSA-2908	5/20/21		Tetrachloroethene	<	0.5		ug/L	
OU1	W-CGSA-2908	5/20/21		trans-1,2-Dichloroethene	<	0.5		ug/L	
OU1	W-CGSA-2908	5/20/21		trans-1,3-Dichloropropene	<	0.5		ug/L	
OU1	W-CGSA-2908	5/20/21		Trichloroethene	<	0.5		ug/L	
OU1	W-CGSA-2908	5/20/21		Trichlorofluoromethane	<	0.5		ug/L	
OU1	W-CGSA-2908	5/20/21		Trichlorotrifluoroethane	<	0.5		ug/L	
OU1	W-CGSA-2908	5/20/21		Vinyl chloride	<	0.5		ug/L	
OU1	W-CGSA-2908	5/20/21		Field Oxidation Potential (Eh)		182		mVolts	
OU1	W-CGSA-2908	5/20/21		Field pH		7.35		Units	
OU1	W-CGSA-2908	5/20/21		Field Specific Conductance		1437		umhos/cm	
OU1	W-CGSA-2908	5/20/21		Field Temperature		19.8		Degrees C	
OU2	W-834-1709	3/4/21		Nitrate (as NO3)		1.4		mg/L	
OU2	W-834-1709	3/4/21		1,1-Dichloroethane	<	0.5		ug/L	
OU2	W-834-1709	3/4/21		1,1-Dichloroethene		0.98		ug/L	
OU2	W-834-1709	3/4/21		1,1,1-Trichloroethane	<	0.5		ug/L	
OU2	W-834-1709	3/4/21		1,1,2-Trichloroethane		1.3		ug/L	
OU2	W-834-1709	3/4/21		1,1,2,2-Tetrachloroethane	<	0.5		ug/L	
OU2	W-834-1709	3/4/21		1,2-Dichlorobenzene	<	0.5		ug/L	
OU2	W-834-1709	3/4/21		1,2-Dichloroethane	<	0.5		ug/L	
OU2	W-834-1709	3/4/21		1,2-Dichloroethene (total)		380		ug/L	D
OU2	W-834-1709	3/4/21		1,2-Dichloropropane	<	0.5		ug/L	
OU2	W-834-1709	3/4/21		1,3-Dichlorobenzene	<	0.5		ug/L	
OU2	W-834-1709	3/4/21		1,4-Dichlorobenzene	<	0.5		ug/L	
OU2	W-834-1709	3/4/21		2-Chloroethylvinylether	<	10		ug/L	
OU2	W-834-1709	3/4/21		Bromodichloromethane	<	0.5		ug/L	
OU2	W-834-1709	3/4/21		Bromoform	<	0.5		ug/L	
OU2	W-834-1709	3/4/21		Bromomethane	<	1		ug/L	
OU2	W-834-1709	3/4/21		Carbon tetrachloride	<	0.5		ug/L	
OU2	W-834-1709	3/4/21		Chlorobenzene	<	0.5		ug/L	
OU2	W-834-1709	3/4/21		Chloroethane	<	0.5		ug/L	
OU2	W-834-1709	3/4/21		Chloroform		0.96		ug/L	
OU2	W-834-1709	3/4/21		Chloromethane	<	0.5		ug/L	
OU2	W-834-1709	3/4/21		cis-1,2-Dichloroethene		380		ug/L	D
OU2	W-834-1709	3/4/21		cis-1,3-Dichloropropene	<	0.5		ug/L	
OU2	W-834-1709	3/4/21		Dibromochloromethane	<	0.5		ug/L	
OU2	W-834-1709	3/4/21		Dichlorodifluoromethane	<	0.5		ug/L	
OU2	W-834-1709	3/4/21		Methylene chloride	<	1		ug/L	
OU2	W-834-1709	3/4/21		Tetrachloroethene		12		ug/L	
OU2	W-834-1709	3/4/21		trans-1,2-Dichloroethene	<	25		ug/L	D
OU2	W-834-1709	3/4/21		trans-1,3-Dichloropropene	<	0.5		ug/L	
OU2	W-834-1709	3/4/21		Trichloroethene		3900		ug/L	D
OU2	W-834-1709	3/4/21		Trichlorofluoromethane	<	0.5		ug/L	
OU2	W-834-1709	3/4/21		Trichlorotrifluoroethane	<	0.5		ug/L	
OU2	W-834-1709	3/4/21		Vinyl chloride		0.89		ug/L	
OU2	W-834-1709	3/4/21		Field Oxidation Potential (Eh)		149		mVolts	
OU2	W-834-1709	3/4/21		Field pH		8.09		Units	
OU2	W-834-1709	3/4/21		Field Specific Conductance		697.8		umhos/cm	
OU2	W-834-1709	3/4/21		Field Temperature		14.9		Degrees C	
OU2	W-834-1709	3/4/21		C24H52O4Si	<	10		ug/L	D
OU2	W-834-1711	2/11/21		Nitrate (as NO3)		82		mg/L	
OU2	W-834-1711	2/11/21		1,1-Dichloroethane	<	0.5		ug/L	
OU2	W-834-1711	2/11/21		1,1-Dichloroethene	<	0.5		ug/L	
OU2	W-834-1711	2/11/21		1,1,1-Trichloroethane	<	0.5		ug/L	
OU2	W-834-1711	2/11/21		1,1,2-Trichloroethane	<	0.5		ug/L	
OU2	W-834-1711	2/11/21		1,1,2,2-Tetrachloroethane	<	0.5		ug/L	

Attachment 1. Table 1. Groundwater analytical data, Site 300, 2021.

OU	Location	Date	Sample Type	Parameter	LOS Indicator	Result	Error	Units	QA Flag
OU2	W-834-1711	2/11/21		1,2-Dichlorobenzene	<	0.5		ug/L	
OU2	W-834-1711	2/11/21		1,2-Dichloroethane	<	0.5		ug/L	
OU2	W-834-1711	2/11/21		1,2-Dichloroethene (total)		7.9		ug/L	
OU2	W-834-1711	2/11/21		1,2-Dichloropropane	<	0.5		ug/L	
OU2	W-834-1711	2/11/21		1,3-Dichlorobenzene	<	0.5		ug/L	
OU2	W-834-1711	2/11/21		1,4-Dichlorobenzene	<	0.5		ug/L	
OU2	W-834-1711	2/11/21		2-Chloroethylvinylether	<	10		ug/L	
OU2	W-834-1711	2/11/21		Bromodichloromethane	<	0.5		ug/L	
OU2	W-834-1711	2/11/21		Bromoform	<	0.5		ug/L	
OU2	W-834-1711	2/11/21		Bromomethane	<	1		ug/L	
OU2	W-834-1711	2/11/21		Carbon tetrachloride	<	0.5		ug/L	
OU2	W-834-1711	2/11/21		Chlorobenzene	<	0.5		ug/L	
OU2	W-834-1711	2/11/21		Chloroethane	<	0.5		ug/L	
OU2	W-834-1711	2/11/21		Chloroform		0.59		ug/L	
OU2	W-834-1711	2/11/21		Chloromethane	<	0.5		ug/L	
OU2	W-834-1711	2/11/21		cis-1,2-Dichloroethene		7.6		ug/L	
OU2	W-834-1711	2/11/21		cis-1,3-Dichloropropene	<	0.5		ug/L	
OU2	W-834-1711	2/11/21		Dibromochloromethane	<	0.5		ug/L	
OU2	W-834-1711	2/11/21		Dichlorodifluoromethane	<	0.5		ug/L	
OU2	W-834-1711	2/11/21		Methylene chloride	<	1		ug/L	
OU2	W-834-1711	2/11/21		Tetrachloroethene		1.4		ug/L	
OU2	W-834-1711	2/11/21		trans-1,2-Dichloroethene	<	0.5		ug/L	
OU2	W-834-1711	2/11/21		trans-1,3-Dichloropropene	<	0.5		ug/L	
OU2	W-834-1711	2/11/21		Trichloroethene		2100		ug/L	D
OU2	W-834-1711	2/11/21		Trichlorofluoromethane	<	0.5		ug/L	
OU2	W-834-1711	2/11/21		Trichlorotrifluoroethane	<	0.5		ug/L	
OU2	W-834-1711	2/11/21		Vinyl chloride	<	0.5		ug/L	
OU2	W-834-1711	2/11/21		Field Oxidation Potential (Eh)		83		mVolts	
OU2	W-834-1711	2/11/21		Field pH		8.2		Units	
OU2	W-834-1711	2/11/21		Field Specific Conductance		752.4		umhos/cm	
OU2	W-834-1711	2/11/21		Field Temperature		17.9		Degrees C	
OU2	W-834-1824	2/17/21		Iron		1.1		mg/L	D
OU2	W-834-1824	2/17/21		Manganese	<	0.75		mg/L	D
OU2	W-834-1824	2/17/21		Nitrate (as NO3)	<	10		mg/L	D
OU2	W-834-1824	2/17/21		1,1-Dichloroethane	<	0.5		ug/L	
OU2	W-834-1824	2/17/21		1,1-Dichloroethene	<	0.5		ug/L	
OU2	W-834-1824	2/17/21		1,1,1-Trichloroethane	<	0.5		ug/L	
OU2	W-834-1824	2/17/21		1,1,2-Trichloroethane	<	0.5		ug/L	
OU2	W-834-1824	2/17/21		1,1,2,2-Tetrachloroethane	<	0.5		ug/L	
OU2	W-834-1824	2/17/21		1,2-Dichlorobenzene	<	0.5		ug/L	
OU2	W-834-1824	2/17/21		1,2-Dichloroethane	<	0.5		ug/L	
OU2	W-834-1824	2/17/21		1,2-Dichloroethene (total)		1		ug/L	
OU2	W-834-1824	2/17/21		1,2-Dichloropropane	<	0.5		ug/L	
OU2	W-834-1824	2/17/21		1,3-Dichlorobenzene	<	0.5		ug/L	
OU2	W-834-1824	2/17/21		1,4-Dichlorobenzene	<	0.5		ug/L	
OU2	W-834-1824	2/17/21		2-Chloroethylvinylether	<	10		ug/L	
OU2	W-834-1824	2/17/21		Bromodichloromethane	<	0.5		ug/L	
OU2	W-834-1824	2/17/21		Bromoform	<	0.5		ug/L	
OU2	W-834-1824	2/17/21		Bromomethane	<	1		ug/L	
OU2	W-834-1824	2/17/21		Carbon tetrachloride	<	0.5		ug/L	
OU2	W-834-1824	2/17/21		Chlorobenzene	<	0.5		ug/L	
OU2	W-834-1824	2/17/21		Chloroethane	<	0.5		ug/L	
OU2	W-834-1824	2/17/21		Chloroform	<	0.5		ug/L	
OU2	W-834-1824	2/17/21		Chloromethane	<	0.5		ug/L	
OU2	W-834-1824	2/17/21		cis-1,2-Dichloroethene	<	0.5		ug/L	
OU2	W-834-1824	2/17/21		cis-1,3-Dichloropropene	<	0.5		ug/L	
OU2	W-834-1824	2/17/21		Dibromochloromethane	<	0.5		ug/L	
OU2	W-834-1824	2/17/21		Dichlorodifluoromethane	<	0.5		ug/L	
OU2	W-834-1824	2/17/21		Methylene chloride	<	1		ug/L	
OU2	W-834-1824	2/17/21		Tetrachloroethene	<	0.5		ug/L	
OU2	W-834-1824	2/17/21		trans-1,2-Dichloroethene		0.74		ug/L	
OU2	W-834-1824	2/17/21		trans-1,3-Dichloropropene	<	0.5		ug/L	
OU2	W-834-1824	2/17/21		Trichloroethene		0.97		ug/L	
OU2	W-834-1824	2/17/21		Trichlorofluoromethane	<	0.5		ug/L	
OU2	W-834-1824	2/17/21		Trichlorotrifluoroethane	<	0.5		ug/L	
OU2	W-834-1824	2/17/21		Vinyl chloride	<	0.5		ug/L	

Attachment 1. Table 1. Groundwater analytical data, Site 300, 2021.

OU	Location	Date	Sample Type	Parameter	LOS Indicator	Result	Error	Units	QA Flag
OU2	W-834-1824	2/17/21		Field Oxidation Potential (Eh)		9		mVolts	
OU2	W-834-1824	2/17/21		Field pH		7.68		Units	
OU2	W-834-1824	2/17/21		Field Specific Conductance		19.35		umhos/cm	
OU2	W-834-1824	2/17/21		Field Temperature		17.2		Degrees C	
OU2	W-834-1824	2/17/21	DUP	Iron		1.1		mg/L	D
OU2	W-834-1824	2/17/21	DUP	Manganese	<	0.75		mg/L	D
OU2	W-834-1824	2/17/21	DUP	Nitrate (as NO3)	<	10		mg/L	D
OU2	W-834-1824	2/17/21	DUP	1,1-Dichloroethane	<	0.5		ug/L	
OU2	W-834-1824	2/17/21	DUP	1,1-Dichloroethene	<	0.5		ug/L	
OU2	W-834-1824	2/17/21	DUP	1,1,1-Trichloroethane	<	0.5		ug/L	
OU2	W-834-1824	2/17/21	DUP	1,1,2-Trichloroethane	<	0.5		ug/L	
OU2	W-834-1824	2/17/21	DUP	1,1,2,2-Tetrachloroethane	<	0.5		ug/L	
OU2	W-834-1824	2/17/21	DUP	1,2-Dichlorobenzene	<	0.5		ug/L	
OU2	W-834-1824	2/17/21	DUP	1,2-Dichloroethane	<	0.5		ug/L	
OU2	W-834-1824	2/17/21	DUP	1,2-Dichloroethene (total)		1.2		ug/L	
OU2	W-834-1824	2/17/21	DUP	1,2-Dichloropropane	<	0.5		ug/L	
OU2	W-834-1824	2/17/21	DUP	1,3-Dichlorobenzene	<	0.5		ug/L	
OU2	W-834-1824	2/17/21	DUP	1,4-Dichlorobenzene	<	0.5		ug/L	
OU2	W-834-1824	2/17/21	DUP	2-Chloroethylvinylether	<	10		ug/L	
OU2	W-834-1824	2/17/21	DUP	Bromodichloromethane	<	0.5		ug/L	
OU2	W-834-1824	2/17/21	DUP	Bromoform	<	0.5		ug/L	
OU2	W-834-1824	2/17/21	DUP	Bromomethane	<	1		ug/L	
OU2	W-834-1824	2/17/21	DUP	Carbon tetrachloride	<	0.5		ug/L	
OU2	W-834-1824	2/17/21	DUP	Chlorobenzene	<	0.5		ug/L	
OU2	W-834-1824	2/17/21	DUP	Chloroethane	<	0.5		ug/L	
OU2	W-834-1824	2/17/21	DUP	Chloroform	<	0.5		ug/L	
OU2	W-834-1824	2/17/21	DUP	Chloromethane	<	0.5		ug/L	
OU2	W-834-1824	2/17/21	DUP	cis-1,2-Dichloroethene	<	0.5		ug/L	
OU2	W-834-1824	2/17/21	DUP	cis-1,3-Dichloropropene	<	0.5		ug/L	
OU2	W-834-1824	2/17/21	DUP	Dibromochloromethane	<	0.5		ug/L	
OU2	W-834-1824	2/17/21	DUP	Dichlorodifluoromethane	<	0.5		ug/L	
OU2	W-834-1824	2/17/21	DUP	Methylene chloride	<	1		ug/L	
OU2	W-834-1824	2/17/21	DUP	Tetrachloroethene	<	0.5		ug/L	
OU2	W-834-1824	2/17/21	DUP	trans-1,2-Dichloroethene		0.84		ug/L	
OU2	W-834-1824	2/17/21	DUP	trans-1,3-Dichloropropene	<	0.5		ug/L	
OU2	W-834-1824	2/17/21	DUP	Trichloroethene		0.95		ug/L	
OU2	W-834-1824	2/17/21	DUP	Trichlorofluoromethane	<	0.5		ug/L	
OU2	W-834-1824	2/17/21	DUP	Trichlorotrifluoroethane	<	0.5		ug/L	
OU2	W-834-1824	2/17/21	DUP	Vinyl chloride	<	0.5		ug/L	
OU2	W-834-1824	9/28/21		1,1-Dichloroethane	<	0.5		ug/L	
OU2	W-834-1824	9/28/21		1,1-Dichloroethene	<	0.5		ug/L	
OU2	W-834-1824	9/28/21		1,1,1-Trichloroethane	<	0.5		ug/L	
OU2	W-834-1824	9/28/21		1,1,2-Trichloroethane	<	0.5		ug/L	
OU2	W-834-1824	9/28/21		1,1,2,2-Tetrachloroethane	<	0.5		ug/L	
OU2	W-834-1824	9/28/21		1,2-Dichlorobenzene	<	0.5		ug/L	
OU2	W-834-1824	9/28/21		1,2-Dichloroethane	<	0.5		ug/L	
OU2	W-834-1824	9/28/21		1,2-Dichloroethene (total)	<	1		ug/L	
OU2	W-834-1824	9/28/21		1,2-Dichloropropane	<	0.5		ug/L	
OU2	W-834-1824	9/28/21		1,3-Dichlorobenzene	<	0.5		ug/L	
OU2	W-834-1824	9/28/21		1,4-Dichlorobenzene	<	0.5		ug/L	
OU2	W-834-1824	9/28/21		2-Chloroethylvinylether	<	1		ug/L	
OU2	W-834-1824	9/28/21		Bromodichloromethane	<	0.5		ug/L	
OU2	W-834-1824	9/28/21		Bromoform	<	0.5		ug/L	
OU2	W-834-1824	9/28/21		Bromomethane	<	0.5		ug/L	
OU2	W-834-1824	9/28/21		Carbon tetrachloride	<	0.5		ug/L	
OU2	W-834-1824	9/28/21		Chlorobenzene	<	0.5		ug/L	
OU2	W-834-1824	9/28/21		Chloroethane	<	0.5		ug/L	
OU2	W-834-1824	9/28/21		Chloroform	<	0.5		ug/L	
OU2	W-834-1824	9/28/21		Chloromethane	<	0.5		ug/L	
OU2	W-834-1824	9/28/21		cis-1,2-Dichloroethene	<	0.5		ug/L	
OU2	W-834-1824	9/28/21		cis-1,3-Dichloropropene	<	0.5		ug/L	
OU2	W-834-1824	9/28/21		Dibromochloromethane	<	0.5		ug/L	
OU2	W-834-1824	9/28/21		Dichlorodifluoromethane	<	0.5		ug/L	
OU2	W-834-1824	9/28/21		Methylene chloride	<	0.5		ug/L	
OU2	W-834-1824	9/28/21		Tetrachloroethene	<	0.5		ug/L	
OU2	W-834-1824	9/28/21		trans-1,2-Dichloroethene		0.56		ug/L	

Attachment 1. Table 1. Groundwater analytical data, Site 300, 2021.

OU	Location	Date	Sample Type	Parameter	LOS Indicator	Result	Error	Units	QA Flag
OU2	W-834-1824	9/28/21		trans-1,3-Dichloropropene	<	0.5		ug/L	
OU2	W-834-1824	9/28/21		Trichloroethene		0.78		ug/L	
OU2	W-834-1824	9/28/21		Trichlorofluoromethane	<	0.5		ug/L	
OU2	W-834-1824	9/28/21		Trichlorotrifluoroethane	<	0.5		ug/L	
OU2	W-834-1824	9/28/21		Vinyl chloride	<	0.5		ug/L	
OU2	W-834-1824	9/28/21		Field Oxidation Potential (Eh)		-100		mVolts	
OU2	W-834-1824	9/28/21		Field pH		7.67		Units	
OU2	W-834-1824	9/28/21		Field Specific Conductance		19.2		umhos/cm	
OU2	W-834-1824	9/28/21		Field Temperature		20.3		Degrees C	
OU2	W-834-1824	9/28/21	DUP	1,1-Dichloroethane	<	0.5		ug/L	
OU2	W-834-1824	9/28/21	DUP	1,1-Dichloroethene	<	0.5		ug/L	
OU2	W-834-1824	9/28/21	DUP	1,1,1-Trichloroethane	<	0.5		ug/L	
OU2	W-834-1824	9/28/21	DUP	1,1,2-Trichloroethane	<	0.5		ug/L	
OU2	W-834-1824	9/28/21	DUP	1,1,2,2-Tetrachloroethane	<	0.5		ug/L	
OU2	W-834-1824	9/28/21	DUP	1,2-Dichlorobenzene	<	0.5		ug/L	
OU2	W-834-1824	9/28/21	DUP	1,2-Dichloroethane	<	0.5		ug/L	
OU2	W-834-1824	9/28/21	DUP	1,2-Dichloroethene (total)	<	1		ug/L	
OU2	W-834-1824	9/28/21	DUP	1,2-Dichloropropane	<	0.5		ug/L	
OU2	W-834-1824	9/28/21	DUP	1,3-Dichlorobenzene	<	0.5		ug/L	
OU2	W-834-1824	9/28/21	DUP	1,4-Dichlorobenzene	<	0.5		ug/L	
OU2	W-834-1824	9/28/21	DUP	2-Chloroethylvinylether	<	1		ug/L	
OU2	W-834-1824	9/28/21	DUP	Bromodichloromethane	<	0.5		ug/L	
OU2	W-834-1824	9/28/21	DUP	Bromoform	<	0.5		ug/L	
OU2	W-834-1824	9/28/21	DUP	Bromomethane	<	0.5		ug/L	
OU2	W-834-1824	9/28/21	DUP	Carbon tetrachloride	<	0.5		ug/L	
OU2	W-834-1824	9/28/21	DUP	Chlorobenzene	<	0.5		ug/L	
OU2	W-834-1824	9/28/21	DUP	Chloroethane	<	0.5		ug/L	
OU2	W-834-1824	9/28/21	DUP	Chloroform	<	0.5		ug/L	
OU2	W-834-1824	9/28/21	DUP	Chloromethane	<	0.5		ug/L	
OU2	W-834-1824	9/28/21	DUP	cis-1,2-Dichloroethene	<	0.5		ug/L	
OU2	W-834-1824	9/28/21	DUP	cis-1,3-Dichloropropene	<	0.5		ug/L	
OU2	W-834-1824	9/28/21	DUP	Dibromochloromethane	<	0.5		ug/L	
OU2	W-834-1824	9/28/21	DUP	Dichlorodifluoromethane	<	0.5		ug/L	
OU2	W-834-1824	9/28/21	DUP	Methylene chloride	<	0.5		ug/L	
OU2	W-834-1824	9/28/21	DUP	Tetrachloroethene	<	0.5		ug/L	
OU2	W-834-1824	9/28/21	DUP	trans-1,2-Dichloroethene	<	0.5		ug/L	
OU2	W-834-1824	9/28/21	DUP	trans-1,3-Dichloropropene	<	0.5		ug/L	
OU2	W-834-1824	9/28/21	DUP	Trichloroethene		0.72		ug/L	
OU2	W-834-1824	9/28/21	DUP	Trichlorofluoromethane	<	0.5		ug/L	
OU2	W-834-1824	9/28/21	DUP	Trichlorotrifluoroethane	<	0.5		ug/L	
OU2	W-834-1824	9/28/21	DUP	Vinyl chloride	<	0.5		ug/L	
OU2	W-834-1825	2/17/21		Nitrate (as NO3)		12		mg/L	
OU2	W-834-1825	2/17/21		1,1-Dichloroethane	<	2.5		ug/L	D
OU2	W-834-1825	2/17/21		1,1-Dichloroethene	<	2.5		ug/L	D
OU2	W-834-1825	2/17/21		1,1,1-Trichloroethane	<	2.5		ug/L	D
OU2	W-834-1825	2/17/21		1,1,2-Trichloroethane	<	2.5		ug/L	D
OU2	W-834-1825	2/17/21		1,1,2,2-Tetrachloroethane	<	2.5		ug/L	D
OU2	W-834-1825	2/17/21		1,2-Dichlorobenzene	<	2.5		ug/L	D
OU2	W-834-1825	2/17/21		1,2-Dichloroethane	<	2.5		ug/L	D
OU2	W-834-1825	2/17/21		1,2-Dichloroethene (total)		210		ug/L	D
OU2	W-834-1825	2/17/21		1,2-Dichloropropane	<	2.5		ug/L	D
OU2	W-834-1825	2/17/21		1,3-Dichlorobenzene	<	2.5		ug/L	D
OU2	W-834-1825	2/17/21		1,4-Dichlorobenzene	<	2.5		ug/L	D
OU2	W-834-1825	2/17/21		2-Chloroethylvinylether	<	50		ug/L	D
OU2	W-834-1825	2/17/21		Bromodichloromethane	<	2.5		ug/L	D
OU2	W-834-1825	2/17/21		Bromoform	<	2.5		ug/L	D
OU2	W-834-1825	2/17/21		Bromomethane	<	5		ug/L	D
OU2	W-834-1825	2/17/21		Carbon tetrachloride	<	2.5		ug/L	D
OU2	W-834-1825	2/17/21		Chlorobenzene	<	2.5		ug/L	D
OU2	W-834-1825	2/17/21		Chloroethane	<	2.5		ug/L	D
OU2	W-834-1825	2/17/21		Chloroform	<	2.5		ug/L	D
OU2	W-834-1825	2/17/21		Chloromethane	<	2.5		ug/L	D
OU2	W-834-1825	2/17/21		cis-1,2-Dichloroethene		210		ug/L	D
OU2	W-834-1825	2/17/21		cis-1,3-Dichloropropene	<	2.5		ug/L	D
OU2	W-834-1825	2/17/21		Dibromochloromethane	<	2.5		ug/L	D
OU2	W-834-1825	2/17/21		Dichlorodifluoromethane	<	2.5		ug/L	D

Attachment 1. Table 1. Groundwater analytical data, Site 300, 2021.

OU	Location	Date	Sample Type	Parameter	LOS Indicator	Result	Error	Units	QA Flag
OU2	W-834-1825	2/17/21		Methylene chloride	<	5		ug/L	D
OU2	W-834-1825	2/17/21		Tetrachloroethene		3.7		ug/L	D
OU2	W-834-1825	2/17/21		trans-1,2-Dichloroethene		3.1		ug/L	D
OU2	W-834-1825	2/17/21		trans-1,3-Dichloropropene	<	2.5		ug/L	D
OU2	W-834-1825	2/17/21		Trichloroethene		1600		ug/L	D
OU2	W-834-1825	2/17/21		Trichlorofluoromethane	<	2.5		ug/L	D
OU2	W-834-1825	2/17/21		Trichlorotrifluoroethane	<	2.5		ug/L	D
OU2	W-834-1825	2/17/21		Vinyl chloride	<	2.5		ug/L	D
OU2	W-834-1825	2/17/21		Field Oxidation Potential (Eh)		125		mVolts	
OU2	W-834-1825	2/17/21		Field pH		8.11		Units	
OU2	W-834-1825	2/17/21		Field Specific Conductance		1542		umhos/cm	
OU2	W-834-1825	2/17/21		Field Temperature		13		Degrees C	
OU2	W-834-1833	2/18/21		Iron	<	0.1		mg/L	
OU2	W-834-1833	2/18/21		Manganese	<	0.03		mg/L	
OU2	W-834-1833	2/18/21		Nitrate (as NO3)		38		mg/L	
OU2	W-834-1833	2/18/21		1,1-Dichloroethane	<	2.5		ug/L	D
OU2	W-834-1833	2/18/21		1,1-Dichloroethene		6.2		ug/L	D
OU2	W-834-1833	2/18/21		1,1,1-Trichloroethane	<	2.5		ug/L	D
OU2	W-834-1833	2/18/21		1,1,2-Trichloroethane	<	2.5		ug/L	D
OU2	W-834-1833	2/18/21		1,1,2,2-Tetrachloroethane	<	2.5		ug/L	D
OU2	W-834-1833	2/18/21		1,2-Dichlorobenzene	<	2.5		ug/L	D
OU2	W-834-1833	2/18/21		1,2-Dichloroethane	<	2.5		ug/L	D
OU2	W-834-1833	2/18/21		1,2-Dichloroethene (total)		240		ug/L	D
OU2	W-834-1833	2/18/21		1,2-Dichloropropane	<	2.5		ug/L	D
OU2	W-834-1833	2/18/21		1,3-Dichlorobenzene	<	2.5		ug/L	D
OU2	W-834-1833	2/18/21		1,4-Dichlorobenzene	<	2.5		ug/L	D
OU2	W-834-1833	2/18/21		2-Chloroethylvinylether	<	50		ug/L	D
OU2	W-834-1833	2/18/21		Bromodichloromethane	<	2.5		ug/L	D
OU2	W-834-1833	2/18/21		Bromoform	<	2.5		ug/L	D
OU2	W-834-1833	2/18/21		Bromomethane	<	5		ug/L	D
OU2	W-834-1833	2/18/21		Carbon tetrachloride	<	2.5		ug/L	D
OU2	W-834-1833	2/18/21		Chlorobenzene	<	2.5		ug/L	D
OU2	W-834-1833	2/18/21		Chloroethane	<	2.5		ug/L	D
OU2	W-834-1833	2/18/21		Chloroform	<	2.5		ug/L	D
OU2	W-834-1833	2/18/21		Chloromethane	<	2.5		ug/L	D
OU2	W-834-1833	2/18/21		cis-1,2-Dichloroethene		230		ug/L	D
OU2	W-834-1833	2/18/21		cis-1,3-Dichloropropene	<	2.5		ug/L	D
OU2	W-834-1833	2/18/21		Dibromochloromethane	<	2.5		ug/L	D
OU2	W-834-1833	2/18/21		Dichlorodifluoromethane	<	2.5		ug/L	D
OU2	W-834-1833	2/18/21		Methylene chloride	<	5		ug/L	D
OU2	W-834-1833	2/18/21		Tetrachloroethene		8.4		ug/L	D
OU2	W-834-1833	2/18/21		trans-1,2-Dichloroethene	<	2.5		ug/L	D
OU2	W-834-1833	2/18/21		trans-1,3-Dichloropropene	<	2.5		ug/L	D
OU2	W-834-1833	2/18/21		Trichloroethene		2800		ug/L	D
OU2	W-834-1833	2/18/21		Trichlorofluoromethane	<	2.5		ug/L	D
OU2	W-834-1833	2/18/21		Trichlorotrifluoroethane	<	2.5		ug/L	D
OU2	W-834-1833	2/18/21		Vinyl chloride	<	2.5		ug/L	D
OU2	W-834-1833	2/18/21		Field Oxidation Potential (Eh)		116		mVolts	
OU2	W-834-1833	2/18/21		Field pH		8.1		Units	
OU2	W-834-1833	2/18/21		Field Specific Conductance		2217		umhos/cm	
OU2	W-834-1833	2/18/21		Field Temperature		17.6		Degrees C	
OU2	W-834-1833	9/28/21		1,1-Dichloroethane	<	0.5		ug/L	
OU2	W-834-1833	9/28/21		1,1-Dichloroethene		8		ug/L	
OU2	W-834-1833	9/28/21		1,1,1-Trichloroethane	<	0.5		ug/L	
OU2	W-834-1833	9/28/21		1,1,2-Trichloroethane		0.85		ug/L	
OU2	W-834-1833	9/28/21		1,1,2,2-Tetrachloroethane	<	0.5		ug/L	
OU2	W-834-1833	9/28/21		1,2-Dichlorobenzene	<	0.5		ug/L	
OU2	W-834-1833	9/28/21		1,2-Dichloroethane	<	0.5		ug/L	
OU2	W-834-1833	9/28/21		1,2-Dichloroethene (total)	<	1		ug/L	
OU2	W-834-1833	9/28/21		1,2-Dichloropropane	<	0.5		ug/L	
OU2	W-834-1833	9/28/21		1,3-Dichlorobenzene	<	0.5		ug/L	
OU2	W-834-1833	9/28/21		1,4-Dichlorobenzene	<	0.5		ug/L	
OU2	W-834-1833	9/28/21		2-Chloroethylvinylether	<	1		ug/L	
OU2	W-834-1833	9/28/21		Bromodichloromethane	<	0.5		ug/L	
OU2	W-834-1833	9/28/21		Bromoform	<	0.5		ug/L	
OU2	W-834-1833	9/28/21		Bromomethane	<	0.5		ug/L	

Attachment 1. Table 1. Groundwater analytical data, Site 300, 2021.

OU	Location	Date	Sample Type	Parameter	LOS Indicator	Result	Error	Units	QA Flag
OU2	W-834-1833	9/28/21		Carbon tetrachloride	<	0.5		ug/L	
OU2	W-834-1833	9/28/21		Chlorobenzene	<	0.5		ug/L	
OU2	W-834-1833	9/28/21		Chloroethane		1.2		ug/L	
OU2	W-834-1833	9/28/21		Chloroform		1.7		ug/L	
OU2	W-834-1833	9/28/21		Chloromethane	<	0.5		ug/L	
OU2	W-834-1833	9/28/21		cis-1,2-Dichloroethene		210		ug/L	D
OU2	W-834-1833	9/28/21		cis-1,3-Dichloropropene	<	0.5		ug/L	
OU2	W-834-1833	9/28/21		Dibromochloromethane	<	0.5		ug/L	
OU2	W-834-1833	9/28/21		Dichlorodifluoromethane	<	0.5		ug/L	
OU2	W-834-1833	9/28/21		Methylene chloride	<	0.5		ug/L	
OU2	W-834-1833	9/28/21		Tetrachloroethene		7.8		ug/L	
OU2	W-834-1833	9/28/21		trans-1,2-Dichloroethene		1.2		ug/L	
OU2	W-834-1833	9/28/21		trans-1,3-Dichloropropene	<	0.5		ug/L	
OU2	W-834-1833	9/28/21		Trichloroethene		2600		ug/L	D
OU2	W-834-1833	9/28/21		Trichlorofluoromethane	<	0.5		ug/L	
OU2	W-834-1833	9/28/21		Trichlorotrifluoroethane	<	0.5		ug/L	
OU2	W-834-1833	9/28/21		Vinyl chloride		2.8		ug/L	
OU2	W-834-1833	9/28/21		Field Oxidation Potential (Eh)		-20		mVolts	
OU2	W-834-1833	9/28/21		Field pH		7.84		Units	
OU2	W-834-1833	9/28/21		Field Specific Conductance		2281		umhos/cm	
OU2	W-834-1833	9/28/21		Field Temperature		19.3		Degrees C	
OU2	W-834-2001	3/15/21		Nitrate (as NO3)		34		mg/L	
OU2	W-834-2001	3/15/21		1,1-Dichloroethane	<	0.5		ug/L	
OU2	W-834-2001	3/15/21		1,1-Dichloroethene	<	0.5		ug/L	
OU2	W-834-2001	3/15/21		1,1,1-Trichloroethane	<	0.5		ug/L	
OU2	W-834-2001	3/15/21		1,1,2-Trichloroethane	<	0.5		ug/L	
OU2	W-834-2001	3/15/21		1,1,2,2-Tetrachloroethane	<	0.5		ug/L	
OU2	W-834-2001	3/15/21		1,2-Dichlorobenzene	<	0.5		ug/L	
OU2	W-834-2001	3/15/21		1,2-Dichloroethane	<	0.5		ug/L	
OU2	W-834-2001	3/15/21		1,2-Dichloroethene (total)		40		ug/L	
OU2	W-834-2001	3/15/21		1,2-Dichloropropane	<	0.5		ug/L	
OU2	W-834-2001	3/15/21		1,3-Dichlorobenzene	<	0.5		ug/L	
OU2	W-834-2001	3/15/21		1,4-Dichlorobenzene	<	0.5		ug/L	
OU2	W-834-2001	3/15/21		2-Chloroethylvinylether	<	10		ug/L	
OU2	W-834-2001	3/15/21		Bromodichloromethane	<	0.5		ug/L	
OU2	W-834-2001	3/15/21		Bromoform	<	0.5		ug/L	
OU2	W-834-2001	3/15/21		Bromomethane	<	1		ug/L	
OU2	W-834-2001	3/15/21		Carbon tetrachloride	<	0.5		ug/L	
OU2	W-834-2001	3/15/21		Chlorobenzene	<	0.5		ug/L	
OU2	W-834-2001	3/15/21		Chloroethane		1.6		ug/L	
OU2	W-834-2001	3/15/21		Chloroform	<	0.5		ug/L	
OU2	W-834-2001	3/15/21		Chloromethane	<	0.5		ug/L	
OU2	W-834-2001	3/15/21		cis-1,2-Dichloroethene		40		ug/L	
OU2	W-834-2001	3/15/21		cis-1,3-Dichloropropene	<	0.5		ug/L	
OU2	W-834-2001	3/15/21		Dibromochloromethane	<	0.5		ug/L	
OU2	W-834-2001	3/15/21		Dichlorodifluoromethane	<	0.5		ug/L	
OU2	W-834-2001	3/15/21		Methylene chloride	<	1		ug/L	
OU2	W-834-2001	3/15/21		Tetrachloroethene		1.4		ug/L	
OU2	W-834-2001	3/15/21		trans-1,2-Dichloroethene	<	0.5		ug/L	
OU2	W-834-2001	3/15/21		trans-1,3-Dichloropropene	<	0.5		ug/L	
OU2	W-834-2001	3/15/21		Trichloroethene		43		ug/L	
OU2	W-834-2001	3/15/21		Trichlorofluoromethane	<	0.5		ug/L	
OU2	W-834-2001	3/15/21		Trichlorotrifluoroethane	<	0.5		ug/L	
OU2	W-834-2001	3/15/21		Vinyl chloride	<	0.5		ug/L	
OU2	W-834-2001	3/15/21		Diesel Fuel		2000		ug/L	D
OU2	W-834-2001	3/15/21		C24H52O4Si	<	10		ug/L	
OU2	W-834-2001	4/13/21		1,1-Dichloroethane	<	0.5		ug/L	
OU2	W-834-2001	4/13/21		1,1-Dichloroethene	<	0.5		ug/L	
OU2	W-834-2001	4/13/21		1,1,1-Trichloroethane	<	0.5		ug/L	
OU2	W-834-2001	4/13/21		1,1,2-Trichloroethane	<	0.5		ug/L	
OU2	W-834-2001	4/13/21		1,1,2,2-Tetrachloroethane	<	0.5		ug/L	
OU2	W-834-2001	4/13/21		1,2-Dichlorobenzene	<	0.5		ug/L	
OU2	W-834-2001	4/13/21		1,2-Dichloroethane	<	0.5		ug/L	
OU2	W-834-2001	4/13/21		1,2-Dichloroethene (total)		53		ug/L	
OU2	W-834-2001	4/13/21		1,2-Dichloropropane	<	0.5		ug/L	
OU2	W-834-2001	4/13/21		1,3-Dichlorobenzene	<	0.5		ug/L	

Attachment 1. Table 1. Groundwater analytical data, Site 300, 2021.

OU	Location	Date	Sample Type	Parameter	LOS Indicator	Result	Error	Units	QA Flag
OU2	W-834-2001	4/13/21		1,4-Dichlorobenzene	<	0.5		ug/L	
OU2	W-834-2001	4/13/21		2-Chloroethylvinylether	<	10		ug/L	
OU2	W-834-2001	4/13/21		Bromodichloromethane	<	0.5		ug/L	
OU2	W-834-2001	4/13/21		Bromoform	<	0.5		ug/L	
OU2	W-834-2001	4/13/21		Bromomethane	<	1		ug/L	
OU2	W-834-2001	4/13/21		Carbon tetrachloride	<	0.5		ug/L	
OU2	W-834-2001	4/13/21		Chlorobenzene	<	0.5		ug/L	
OU2	W-834-2001	4/13/21		Chloroethane	<	0.5		ug/L	
OU2	W-834-2001	4/13/21		Chloroform	<	0.5		ug/L	
OU2	W-834-2001	4/13/21		Chloromethane	<	0.5		ug/L	
OU2	W-834-2001	4/13/21		cis-1,2-Dichloroethene		53		ug/L	
OU2	W-834-2001	4/13/21		cis-1,3-Dichloropropene	<	0.5		ug/L	
OU2	W-834-2001	4/13/21		Dibromochloromethane	<	0.5		ug/L	
OU2	W-834-2001	4/13/21		Dichlorodifluoromethane	<	0.5		ug/L	
OU2	W-834-2001	4/13/21		Methylene chloride	<	1		ug/L	
OU2	W-834-2001	4/13/21		Tetrachloroethene		2.2		ug/L	
OU2	W-834-2001	4/13/21		trans-1,2-Dichloroethene	<	0.5		ug/L	
OU2	W-834-2001	4/13/21		trans-1,3-Dichloropropene	<	0.5		ug/L	
OU2	W-834-2001	4/13/21		Trichloroethene		83		ug/L	
OU2	W-834-2001	4/13/21		Trichlorofluoromethane	<	0.5		ug/L	
OU2	W-834-2001	4/13/21		Trichlorotrifluoroethane	<	0.5		ug/L	
OU2	W-834-2001	4/13/21		Vinyl chloride	<	0.5		ug/L	
OU2	W-834-2001	7/21/21		1,1-Dichloroethane	<	0.5		ug/L	
OU2	W-834-2001	7/21/21		1,1-Dichloroethene	<	0.5		ug/L	
OU2	W-834-2001	7/21/21		1,1,1-Trichloroethane	<	0.5		ug/L	
OU2	W-834-2001	7/21/21		1,1,2-Trichloroethane	<	0.5		ug/L	
OU2	W-834-2001	7/21/21		1,1,2,2-Tetrachloroethane	<	0.5		ug/L	
OU2	W-834-2001	7/21/21		1,2-Dichlorobenzene	<	0.5		ug/L	
OU2	W-834-2001	7/21/21		1,2-Dichloroethane	<	0.5		ug/L	
OU2	W-834-2001	7/21/21		1,2-Dichloroethene (total)		35		ug/L	
OU2	W-834-2001	7/21/21		1,2-Dichloropropane	<	0.5		ug/L	
OU2	W-834-2001	7/21/21		1,3-Dichlorobenzene	<	0.5		ug/L	
OU2	W-834-2001	7/21/21		1,4-Dichlorobenzene	<	0.5		ug/L	
OU2	W-834-2001	7/21/21		2-Chloroethylvinylether	<	10		ug/L	
OU2	W-834-2001	7/21/21		Bromodichloromethane	<	0.5		ug/L	
OU2	W-834-2001	7/21/21		Bromoform	<	0.5		ug/L	
OU2	W-834-2001	7/21/21		Bromomethane	<	1		ug/L	
OU2	W-834-2001	7/21/21		Carbon tetrachloride	<	0.5		ug/L	
OU2	W-834-2001	7/21/21		Chlorobenzene	<	0.5		ug/L	
OU2	W-834-2001	7/21/21		Chloroethane		0.95		ug/L	
OU2	W-834-2001	7/21/21		Chloroform	<	0.5		ug/L	
OU2	W-834-2001	7/21/21		Chloromethane	<	0.5		ug/L	
OU2	W-834-2001	7/21/21		cis-1,2-Dichloroethene		35		ug/L	
OU2	W-834-2001	7/21/21		cis-1,3-Dichloropropene	<	0.5		ug/L	
OU2	W-834-2001	7/21/21		Dibromochloromethane	<	0.5		ug/L	
OU2	W-834-2001	7/21/21		Dichlorodifluoromethane	<	0.5		ug/L	
OU2	W-834-2001	7/21/21		Methylene chloride	<	1		ug/L	
OU2	W-834-2001	7/21/21		Tetrachloroethene		1		ug/L	
OU2	W-834-2001	7/21/21		trans-1,2-Dichloroethene	<	0.5		ug/L	
OU2	W-834-2001	7/21/21		trans-1,3-Dichloropropene	<	0.5		ug/L	
OU2	W-834-2001	7/21/21		Trichloroethene		33		ug/L	
OU2	W-834-2001	7/21/21		Trichlorofluoromethane	<	0.5		ug/L	
OU2	W-834-2001	7/21/21		Trichlorotrifluoroethane	<	0.5		ug/L	
OU2	W-834-2001	7/21/21		Vinyl chloride	<	0.5		ug/L	
OU2	W-834-2001	7/21/21		Diesel Fuel	<	200		ug/L	
OU2	W-834-2001	10/5/21		1,1-Dichloroethane	<	0.5		ug/L	
OU2	W-834-2001	10/5/21		1,1-Dichloroethene	<	0.5		ug/L	
OU2	W-834-2001	10/5/21		1,1,1-Trichloroethane	<	0.5		ug/L	
OU2	W-834-2001	10/5/21		1,1,2-Trichloroethane	<	0.5		ug/L	
OU2	W-834-2001	10/5/21		1,1,2,2-Tetrachloroethane	<	0.5		ug/L	
OU2	W-834-2001	10/5/21		1,2-Dichlorobenzene	<	0.5		ug/L	
OU2	W-834-2001	10/5/21		1,2-Dichloroethane	<	0.5		ug/L	
OU2	W-834-2001	10/5/21		1,2-Dichloroethene (total)		600		ug/L	D
OU2	W-834-2001	10/5/21		1,2-Dichloropropane	<	0.5		ug/L	
OU2	W-834-2001	10/5/21		1,3-Dichlorobenzene	<	0.5		ug/L	
OU2	W-834-2001	10/5/21		1,4-Dichlorobenzene	<	0.5		ug/L	

Attachment 1. Table 1. Groundwater analytical data, Site 300, 2021.

OU	Location	Date	Sample Type	Parameter	LOS Indicator	Result	Error	Units	QA Flag
OU2	W-834-2001	10/5/21		2-Chloroethylvinylether	<	10		ug/L	
OU2	W-834-2001	10/5/21		Bromodichloromethane	<	0.5		ug/L	
OU2	W-834-2001	10/5/21		Bromoform	<	0.5		ug/L	
OU2	W-834-2001	10/5/21		Bromomethane	<	1		ug/L	
OU2	W-834-2001	10/5/21		Carbon tetrachloride	<	0.5		ug/L	
OU2	W-834-2001	10/5/21		Chlorobenzene	<	0.5		ug/L	
OU2	W-834-2001	10/5/21		Chloroethane	<	0.5		ug/L	
OU2	W-834-2001	10/5/21		Chloroform	<	0.5		ug/L	
OU2	W-834-2001	10/5/21		Chloromethane	<	0.5		ug/L	
OU2	W-834-2001	10/5/21		cis-1,2-Dichloroethene		600		ug/L	D
OU2	W-834-2001	10/5/21		cis-1,3-Dichloropropene	<	0.5		ug/L	
OU2	W-834-2001	10/5/21		Dibromochloromethane	<	0.5		ug/L	
OU2	W-834-2001	10/5/21		Dichlorodifluoromethane	<	0.5		ug/L	
OU2	W-834-2001	10/5/21		Methylene chloride	<	1		ug/L	
OU2	W-834-2001	10/5/21		Tetrachloroethene		2.6		ug/L	
OU2	W-834-2001	10/5/21		trans-1,2-Dichloroethene	<	12		ug/L	D
OU2	W-834-2001	10/5/21		trans-1,3-Dichloropropene	<	0.5		ug/L	
OU2	W-834-2001	10/5/21		Trichloroethene		130		ug/L	D
OU2	W-834-2001	10/5/21		Trichlorofluoromethane	<	0.5		ug/L	
OU2	W-834-2001	10/5/21		Trichlorotrifluoroethane	<	0.5		ug/L	
OU2	W-834-2001	10/5/21		Vinyl chloride	<	0.5		ug/L	
OU2	W-834-2113	3/15/21		Nitrate (as NO3)		98		mg/L	D
OU2	W-834-2113	3/15/21		1,1-Dichloroethane	<	2.5		ug/L	D
OU2	W-834-2113	3/15/21		1,1-Dichloroethene	<	2.5		ug/L	D
OU2	W-834-2113	3/15/21		1,1,1-Trichloroethane	<	2.5		ug/L	D
OU2	W-834-2113	3/15/21		1,1,2-Trichloroethane	<	2.5		ug/L	D
OU2	W-834-2113	3/15/21		1,1,2,2-Tetrachloroethane	<	2.5		ug/L	D
OU2	W-834-2113	3/15/21		1,2-Dichlorobenzene	<	2.5		ug/L	D
OU2	W-834-2113	3/15/21		1,2-Dichloroethane	<	2.5		ug/L	D
OU2	W-834-2113	3/15/21		1,2-Dichloroethene (total)		27		ug/L	D
OU2	W-834-2113	3/15/21		1,2-Dichloropropane	<	2.5		ug/L	D
OU2	W-834-2113	3/15/21		1,3-Dichlorobenzene	<	2.5		ug/L	D
OU2	W-834-2113	3/15/21		1,4-Dichlorobenzene	<	2.5		ug/L	D
OU2	W-834-2113	3/15/21		2-Chloroethylvinylether	<	50		ug/L	D
OU2	W-834-2113	3/15/21		Bromodichloromethane	<	2.5		ug/L	D
OU2	W-834-2113	3/15/21		Bromoform	<	2.5		ug/L	D
OU2	W-834-2113	3/15/21		Bromomethane	<	5		ug/L	D
OU2	W-834-2113	3/15/21		Carbon tetrachloride	<	2.5		ug/L	D
OU2	W-834-2113	3/15/21		Chlorobenzene	<	2.5		ug/L	D
OU2	W-834-2113	3/15/21		Chloroethane	<	2.5		ug/L	D
OU2	W-834-2113	3/15/21		Chloroform	<	2.5		ug/L	D
OU2	W-834-2113	3/15/21		Chloromethane	<	2.5		ug/L	D
OU2	W-834-2113	3/15/21		cis-1,2-Dichloroethene		27		ug/L	D
OU2	W-834-2113	3/15/21		cis-1,3-Dichloropropene	<	2.5		ug/L	D
OU2	W-834-2113	3/15/21		Dibromochloromethane	<	2.5		ug/L	D
OU2	W-834-2113	3/15/21		Dichlorodifluoromethane	<	2.5		ug/L	D
OU2	W-834-2113	3/15/21		Methylene chloride	<	5		ug/L	D
OU2	W-834-2113	3/15/21		Tetrachloroethene		3.1		ug/L	D
OU2	W-834-2113	3/15/21		trans-1,2-Dichloroethene	<	2.5		ug/L	D
OU2	W-834-2113	3/15/21		trans-1,3-Dichloropropene	<	2.5		ug/L	D
OU2	W-834-2113	3/15/21		Trichloroethene		2000		ug/L	D
OU2	W-834-2113	3/15/21		Trichlorofluoromethane	<	2.5		ug/L	D
OU2	W-834-2113	3/15/21		Trichlorotrifluoroethane	<	2.5		ug/L	D
OU2	W-834-2113	3/15/21		Vinyl chloride	<	2.5		ug/L	D
OU2	W-834-2113	3/15/21		C24H52O4Si	<	10		ug/L	D
OU2	W-834-2113	4/13/21		1,1-Dichloroethane	<	2.5		ug/L	D
OU2	W-834-2113	4/13/21		1,1-Dichloroethene	<	2.5		ug/L	D
OU2	W-834-2113	4/13/21		1,1,1-Trichloroethane	<	2.5		ug/L	D
OU2	W-834-2113	4/13/21		1,1,2-Trichloroethane	<	2.5		ug/L	D
OU2	W-834-2113	4/13/21		1,1,2,2-Tetrachloroethane	<	2.5		ug/L	D
OU2	W-834-2113	4/13/21		1,2-Dichlorobenzene	<	2.5		ug/L	D
OU2	W-834-2113	4/13/21		1,2-Dichloroethane	<	2.5		ug/L	D
OU2	W-834-2113	4/13/21		1,2-Dichloroethene (total)		25		ug/L	D
OU2	W-834-2113	4/13/21		1,2-Dichloropropane	<	2.5		ug/L	D
OU2	W-834-2113	4/13/21		1,3-Dichlorobenzene	<	2.5		ug/L	D
OU2	W-834-2113	4/13/21		1,4-Dichlorobenzene	<	2.5		ug/L	D

Attachment 1. Table 1. Groundwater analytical data, Site 300, 2021.

OU	Location	Date	Sample Type	Parameter	LOS Indicator	Result	Error	Units	QA Flag
OU2	W-834-2113	4/13/21		2-Chloroethylvinylether	<	50		ug/L	D
OU2	W-834-2113	4/13/21		Bromodichloromethane	<	2.5		ug/L	D
OU2	W-834-2113	4/13/21		Bromoform	<	2.5		ug/L	D
OU2	W-834-2113	4/13/21		Bromomethane	<	5		ug/L	D
OU2	W-834-2113	4/13/21		Carbon tetrachloride	<	2.5		ug/L	D
OU2	W-834-2113	4/13/21		Chlorobenzene	<	2.5		ug/L	D
OU2	W-834-2113	4/13/21		Chloroethane	<	2.5		ug/L	D
OU2	W-834-2113	4/13/21		Chloroform	<	2.5		ug/L	D
OU2	W-834-2113	4/13/21		Chloromethane	<	2.5		ug/L	D
OU2	W-834-2113	4/13/21		cis-1,2-Dichloroethene		25		ug/L	D
OU2	W-834-2113	4/13/21		cis-1,3-Dichloropropene	<	2.5		ug/L	D
OU2	W-834-2113	4/13/21		Dibromochloromethane	<	2.5		ug/L	D
OU2	W-834-2113	4/13/21		Dichlorodifluoromethane	<	2.5		ug/L	D
OU2	W-834-2113	4/13/21		Methylene chloride	<	5		ug/L	D
OU2	W-834-2113	4/13/21		Tetrachloroethene		2.9		ug/L	D
OU2	W-834-2113	4/13/21		trans-1,2-Dichloroethene	<	2.5		ug/L	D
OU2	W-834-2113	4/13/21		trans-1,3-Dichloropropene	<	2.5		ug/L	D
OU2	W-834-2113	4/13/21		Trichloroethene		1200		ug/L	D
OU2	W-834-2113	4/13/21		Trichlorofluoromethane	<	2.5		ug/L	D
OU2	W-834-2113	4/13/21		Trichlorotrifluoroethane	<	2.5		ug/L	D
OU2	W-834-2113	4/13/21		Vinyl chloride	<	2.5		ug/L	D
OU2	W-834-2113	7/21/21		1,1-Dichloroethane	<	0.5		ug/L	
OU2	W-834-2113	7/21/21		1,1-Dichloroethene	<	0.5		ug/L	
OU2	W-834-2113	7/21/21		1,1,1-Trichloroethane	<	0.5		ug/L	
OU2	W-834-2113	7/21/21		1,1,2-Trichloroethane	<	0.5		ug/L	
OU2	W-834-2113	7/21/21		1,1,2,2-Tetrachloroethane	<	0.5		ug/L	
OU2	W-834-2113	7/21/21		1,2-Dichlorobenzene	<	0.5		ug/L	
OU2	W-834-2113	7/21/21		1,2-Dichloroethane	<	0.5		ug/L	
OU2	W-834-2113	7/21/21		1,2-Dichloroethene (total)		21		ug/L	
OU2	W-834-2113	7/21/21		1,2-Dichloropropane	<	0.5		ug/L	
OU2	W-834-2113	7/21/21		1,3-Dichlorobenzene	<	0.5		ug/L	
OU2	W-834-2113	7/21/21		1,4-Dichlorobenzene	<	0.5		ug/L	
OU2	W-834-2113	7/21/21		2-Chloroethylvinylether	<	10		ug/L	
OU2	W-834-2113	7/21/21		Bromodichloromethane	<	0.5		ug/L	
OU2	W-834-2113	7/21/21		Bromoform	<	0.5		ug/L	
OU2	W-834-2113	7/21/21		Bromomethane	<	1		ug/L	
OU2	W-834-2113	7/21/21		Carbon tetrachloride	<	0.5		ug/L	
OU2	W-834-2113	7/21/21		Chlorobenzene	<	0.5		ug/L	
OU2	W-834-2113	7/21/21		Chloroethane	<	0.5		ug/L	
OU2	W-834-2113	7/21/21		Chloroform	<	0.5		ug/L	
OU2	W-834-2113	7/21/21		Chloromethane	<	0.5		ug/L	
OU2	W-834-2113	7/21/21		cis-1,2-Dichloroethene		21		ug/L	
OU2	W-834-2113	7/21/21		cis-1,3-Dichloropropene	<	0.5		ug/L	
OU2	W-834-2113	7/21/21		Dibromochloromethane	<	0.5		ug/L	
OU2	W-834-2113	7/21/21		Dichlorodifluoromethane	<	0.5		ug/L	
OU2	W-834-2113	7/21/21		Methylene chloride	<	1		ug/L	
OU2	W-834-2113	7/21/21		Tetrachloroethene		1.6		ug/L	
OU2	W-834-2113	7/21/21		trans-1,2-Dichloroethene	<	0.5		ug/L	
OU2	W-834-2113	7/21/21		trans-1,3-Dichloropropene	<	0.5		ug/L	
OU2	W-834-2113	7/21/21		Trichloroethene		1000		ug/L	D
OU2	W-834-2113	7/21/21		Trichlorofluoromethane	<	0.5		ug/L	
OU2	W-834-2113	7/21/21		Trichlorotrifluoroethane	<	0.5		ug/L	
OU2	W-834-2113	7/21/21		Vinyl chloride	<	0.5		ug/L	
OU2	W-834-2113	7/21/21		C24H52O4Si	<	10		ug/L	
OU2	W-834-2113	10/5/21		1,1-Dichloroethane	<	0.5		ug/L	
OU2	W-834-2113	10/5/21		1,1-Dichloroethene	<	0.5		ug/L	
OU2	W-834-2113	10/5/21		1,1,1-Trichloroethane	<	0.5		ug/L	
OU2	W-834-2113	10/5/21		1,1,2-Trichloroethane		0.58		ug/L	
OU2	W-834-2113	10/5/21		1,1,2,2-Tetrachloroethane	<	0.5		ug/L	
OU2	W-834-2113	10/5/21		1,2-Dichlorobenzene	<	0.5		ug/L	
OU2	W-834-2113	10/5/21		1,2-Dichloroethane	<	0.5		ug/L	
OU2	W-834-2113	10/5/21		1,2-Dichloroethene (total)		37		ug/L	
OU2	W-834-2113	10/5/21		1,2-Dichloropropane	<	0.5		ug/L	
OU2	W-834-2113	10/5/21		1,3-Dichlorobenzene	<	0.5		ug/L	
OU2	W-834-2113	10/5/21		1,4-Dichlorobenzene	<	0.5		ug/L	
OU2	W-834-2113	10/5/21		2-Chloroethylvinylether	<	10		ug/L	

Attachment 1. Table 1. Groundwater analytical data, Site 300, 2021.

OU	Location	Date	Sample Type	Parameter	LOS Indicator	Result	Error	Units	QA Flag
OU2	W-834-2113	10/5/21		Bromodichloromethane	<	0.5		ug/L	
OU2	W-834-2113	10/5/21		Bromoform	<	0.5		ug/L	
OU2	W-834-2113	10/5/21		Bromomethane	<	1		ug/L	
OU2	W-834-2113	10/5/21		Carbon tetrachloride	<	0.5		ug/L	
OU2	W-834-2113	10/5/21		Chlorobenzene	<	0.5		ug/L	
OU2	W-834-2113	10/5/21		Chloroethane	<	0.5		ug/L	
OU2	W-834-2113	10/5/21		Chloroform	<	0.5		ug/L	
OU2	W-834-2113	10/5/21		Chloromethane	<	0.5		ug/L	
OU2	W-834-2113	10/5/21		cis-1,2-Dichloroethene		37		ug/L	
OU2	W-834-2113	10/5/21		cis-1,3-Dichloropropene	<	0.5		ug/L	
OU2	W-834-2113	10/5/21		Dibromochloromethane	<	0.5		ug/L	
OU2	W-834-2113	10/5/21		Dichlorodifluoromethane	<	0.5		ug/L	
OU2	W-834-2113	10/5/21		Methylene chloride	<	1		ug/L	
OU2	W-834-2113	10/5/21		Tetrachloroethene		2.9		ug/L	
OU2	W-834-2113	10/5/21		trans-1,2-Dichloroethene	<	0.5		ug/L	
OU2	W-834-2113	10/5/21		trans-1,3-Dichloropropene	<	0.5		ug/L	
OU2	W-834-2113	10/5/21		Trichloroethene		1200		ug/L	D
OU2	W-834-2113	10/5/21		Trichlorofluoromethane	<	0.5		ug/L	
OU2	W-834-2113	10/5/21		Trichlorotrifluoroethane	<	0.5		ug/L	
OU2	W-834-2113	10/5/21		Vinyl chloride	<	0.5		ug/L	
OU2	W-834-2117	2/17/21		Nitrate (as NO3)		72		mg/L	D
OU2	W-834-2117	2/17/21		1,1-Dichloroethane	<	2.5		ug/L	D
OU2	W-834-2117	2/17/21		1,1-Dichloroethene	<	2.5		ug/L	D
OU2	W-834-2117	2/17/21		1,1,1-Trichloroethane	<	2.5		ug/L	D
OU2	W-834-2117	2/17/21		1,1,2-Trichloroethane	<	2.5		ug/L	D
OU2	W-834-2117	2/17/21		1,1,2,2-Tetrachloroethane	<	2.5		ug/L	D
OU2	W-834-2117	2/17/21		1,2-Dichlorobenzene	<	2.5		ug/L	D
OU2	W-834-2117	2/17/21		1,2-Dichloroethane	<	2.5		ug/L	D
OU2	W-834-2117	2/17/21		1,2-Dichloroethene (total)		15		ug/L	D
OU2	W-834-2117	2/17/21		1,2-Dichloropropane	<	2.5		ug/L	D
OU2	W-834-2117	2/17/21		1,3-Dichlorobenzene	<	2.5		ug/L	D
OU2	W-834-2117	2/17/21		1,4-Dichlorobenzene	<	2.5		ug/L	D
OU2	W-834-2117	2/17/21		2-Chloroethylvinylether	<	50		ug/L	D
OU2	W-834-2117	2/17/21		Bromodichloromethane	<	2.5		ug/L	D
OU2	W-834-2117	2/17/21		Bromoform	<	2.5		ug/L	D
OU2	W-834-2117	2/17/21		Bromomethane	<	5		ug/L	D
OU2	W-834-2117	2/17/21		Carbon tetrachloride	<	2.5		ug/L	D
OU2	W-834-2117	2/17/21		Chlorobenzene	<	2.5		ug/L	D
OU2	W-834-2117	2/17/21		Chloroethane	<	2.5		ug/L	D
OU2	W-834-2117	2/17/21		Chloroform	<	2.5		ug/L	D
OU2	W-834-2117	2/17/21		Chloromethane	<	2.5		ug/L	D
OU2	W-834-2117	2/17/21		cis-1,2-Dichloroethene		15		ug/L	D
OU2	W-834-2117	2/17/21		cis-1,3-Dichloropropene	<	2.5		ug/L	D
OU2	W-834-2117	2/17/21		Dibromochloromethane	<	2.5		ug/L	D
OU2	W-834-2117	2/17/21		Dichlorodifluoromethane	<	2.5		ug/L	D
OU2	W-834-2117	2/17/21		Methylene chloride	<	5		ug/L	D
OU2	W-834-2117	2/17/21		Tetrachloroethene		15		ug/L	D
OU2	W-834-2117	2/17/21		trans-1,2-Dichloroethene	<	2.5		ug/L	D
OU2	W-834-2117	2/17/21		trans-1,3-Dichloropropene	<	2.5		ug/L	D
OU2	W-834-2117	2/17/21		Trichloroethene		2700		ug/L	D
OU2	W-834-2117	2/17/21		Trichlorofluoromethane	<	2.5		ug/L	D
OU2	W-834-2117	2/17/21		Trichlorotrifluoroethane	<	2.5		ug/L	D
OU2	W-834-2117	2/17/21		Vinyl chloride	<	2.5		ug/L	D
OU2	W-834-2117	2/17/21		Field Oxidation Potential (Eh)		194		mVolts	
OU2	W-834-2117	2/17/21		Field pH		8.33		Units	
OU2	W-834-2117	2/17/21		Field Specific Conductance		1310		umhos/cm	
OU2	W-834-2117	2/17/21		Field Temperature		16		Degrees C	
OU2	W-834-2117	2/17/21		C24H52O4Si	<	10		ug/L	D
OU2	W-834-2117	9/28/21		1,1-Dichloroethane	<	2.5		ug/L	D
OU2	W-834-2117	9/28/21		1,1-Dichloroethene	<	2.5		ug/L	D
OU2	W-834-2117	9/28/21		1,1,1-Trichloroethane	<	2.5		ug/L	D
OU2	W-834-2117	9/28/21		1,1,2-Trichloroethane	<	2.5		ug/L	D
OU2	W-834-2117	9/28/21		1,1,2,2-Tetrachloroethane	<	2.5		ug/L	D
OU2	W-834-2117	9/28/21		1,2-Dichlorobenzene	<	2.5		ug/L	D
OU2	W-834-2117	9/28/21		1,2-Dichloroethane	<	2.5		ug/L	D
OU2	W-834-2117	9/28/21		1,2-Dichloroethene (total)		9.2		ug/L	D

Attachment 1. Table 1. Groundwater analytical data, Site 300, 2021.

OU	Location	Date	Sample Type	Parameter	LOS Indicator	Result	Error	Units	QA Flag
OU2	W-834-2117	9/28/21		1,2-Dichloropropane	<	2.5		ug/L	D
OU2	W-834-2117	9/28/21		1,3-Dichlorobenzene	<	2.5		ug/L	D
OU2	W-834-2117	9/28/21		1,4-Dichlorobenzene	<	2.5		ug/L	D
OU2	W-834-2117	9/28/21		2-Chloroethylvinylether	<	50		ug/L	D
OU2	W-834-2117	9/28/21		Bromodichloromethane	<	2.5		ug/L	D
OU2	W-834-2117	9/28/21		Bromoform	<	2.5		ug/L	D
OU2	W-834-2117	9/28/21		Bromomethane	<	5		ug/L	D
OU2	W-834-2117	9/28/21		Carbon tetrachloride	<	2.5		ug/L	D
OU2	W-834-2117	9/28/21		Chlorobenzene	<	2.5		ug/L	D
OU2	W-834-2117	9/28/21		Chloroethane	<	2.5		ug/L	D
OU2	W-834-2117	9/28/21		Chloroform	<	2.5		ug/L	D
OU2	W-834-2117	9/28/21		Chloromethane	<	2.5		ug/L	D
OU2	W-834-2117	9/28/21		cis-1,2-Dichloroethene		9.2		ug/L	D
OU2	W-834-2117	9/28/21		cis-1,3-Dichloropropene	<	2.5		ug/L	D
OU2	W-834-2117	9/28/21		Dibromochloromethane	<	2.5		ug/L	D
OU2	W-834-2117	9/28/21		Dichlorodifluoromethane	<	2.5		ug/L	D
OU2	W-834-2117	9/28/21		Methylene chloride	<	5		ug/L	D
OU2	W-834-2117	9/28/21		Tetrachloroethene		11		ug/L	D
OU2	W-834-2117	9/28/21		trans-1,2-Dichloroethene	<	2.5		ug/L	D
OU2	W-834-2117	9/28/21		trans-1,3-Dichloropropene	<	2.5		ug/L	D
OU2	W-834-2117	9/28/21		Trichloroethene		2200		ug/L	D
OU2	W-834-2117	9/28/21		Trichlorofluoromethane	<	2.5		ug/L	D
OU2	W-834-2117	9/28/21		Trichlorotrifluoroethane	<	2.5		ug/L	D
OU2	W-834-2117	9/28/21		Vinyl chloride	<	2.5		ug/L	D
OU2	W-834-2117	9/28/21		Field Oxidation Potential (Eh)		50		mVolts	
OU2	W-834-2117	9/28/21		Field pH		8.21		Units	
OU2	W-834-2117	9/28/21		Field Specific Conductance		1297		umhos/cm	
OU2	W-834-2117	9/28/21		Field Temperature		21.7		Degrees C	
OU2	W-834-2117	9/28/21	DUP	1,1-Dichloroethane	<	0.5		ug/L	
OU2	W-834-2117	9/28/21	DUP	1,1-Dichloroethene	<	0.5		ug/L	
OU2	W-834-2117	9/28/21	DUP	1,1,1-Trichloroethane	<	0.5		ug/L	
OU2	W-834-2117	9/28/21	DUP	1,1,2-Trichloroethane	<	0.5		ug/L	
OU2	W-834-2117	9/28/21	DUP	1,1,2,2-Tetrachloroethane	<	0.5		ug/L	
OU2	W-834-2117	9/28/21	DUP	1,2-Dichlorobenzene	<	0.5		ug/L	
OU2	W-834-2117	9/28/21	DUP	1,2-Dichloroethane	<	0.5		ug/L	
OU2	W-834-2117	9/28/21	DUP	1,2-Dichloroethene (total)	<	1		ug/L	
OU2	W-834-2117	9/28/21	DUP	1,2-Dichloropropane	<	0.5		ug/L	
OU2	W-834-2117	9/28/21	DUP	1,3-Dichlorobenzene	<	0.5		ug/L	
OU2	W-834-2117	9/28/21	DUP	1,4-Dichlorobenzene	<	0.5		ug/L	
OU2	W-834-2117	9/28/21	DUP	2-Chloroethylvinylether	<	1		ug/L	
OU2	W-834-2117	9/28/21	DUP	Bromodichloromethane	<	0.5		ug/L	
OU2	W-834-2117	9/28/21	DUP	Bromoform	<	0.5		ug/L	
OU2	W-834-2117	9/28/21	DUP	Bromomethane	<	0.5		ug/L	
OU2	W-834-2117	9/28/21	DUP	Carbon tetrachloride	<	0.5		ug/L	
OU2	W-834-2117	9/28/21	DUP	Chlorobenzene	<	0.5		ug/L	
OU2	W-834-2117	9/28/21	DUP	Chloroethane	<	0.5		ug/L	
OU2	W-834-2117	9/28/21	DUP	Chloroform		0.89		ug/L	
OU2	W-834-2117	9/28/21	DUP	Chloromethane	<	0.5		ug/L	
OU2	W-834-2117	9/28/21	DUP	cis-1,2-Dichloroethene		10		ug/L	
OU2	W-834-2117	9/28/21	DUP	cis-1,3-Dichloropropene	<	0.5		ug/L	
OU2	W-834-2117	9/28/21	DUP	Dibromochloromethane	<	0.5		ug/L	
OU2	W-834-2117	9/28/21	DUP	Dichlorodifluoromethane	<	0.5		ug/L	
OU2	W-834-2117	9/28/21	DUP	Methylene chloride	<	0.5		ug/L	
OU2	W-834-2117	9/28/21	DUP	Tetrachloroethene		11		ug/L	
OU2	W-834-2117	9/28/21	DUP	trans-1,2-Dichloroethene	<	0.5		ug/L	
OU2	W-834-2117	9/28/21	DUP	trans-1,3-Dichloropropene	<	0.5		ug/L	
OU2	W-834-2117	9/28/21	DUP	Trichloroethene		2100		ug/L	D
OU2	W-834-2117	9/28/21	DUP	Trichlorofluoromethane	<	0.5		ug/L	
OU2	W-834-2117	9/28/21	DUP	Trichlorotrifluoroethane	<	0.5		ug/L	
OU2	W-834-2117	9/28/21	DUP	Vinyl chloride	<	0.5		ug/L	
OU2	W-834-2118	2/23/21		Nitrate (as NO3)		160		mg/L	D
OU2	W-834-2118	2/23/21		Perchlorate		4.6		ug/L	
OU2	W-834-2118	2/23/21		1,1-Dichloroethane	<	0.5		ug/L	
OU2	W-834-2118	2/23/21		1,1-Dichloroethene	<	0.5		ug/L	
OU2	W-834-2118	2/23/21		1,1,1-Trichloroethane	<	0.5		ug/L	
OU2	W-834-2118	2/23/21		1,1,2-Trichloroethane	<	0.5		ug/L	

Attachment 1. Table 1. Groundwater analytical data, Site 300, 2021.

OU	Location	Date	Sample Type	Parameter	LOS Indicator	Result	Error	Units	QA Flag
OU2	W-834-2118	2/23/21		1,1,2,2-Tetrachloroethane	<	0.5		ug/L	
OU2	W-834-2118	2/23/21		1,2-Dichlorobenzene	<	0.5		ug/L	
OU2	W-834-2118	2/23/21		1,2-Dichloroethane	<	0.5		ug/L	
OU2	W-834-2118	2/23/21		1,2-Dichloroethene (total)	<	1		ug/L	
OU2	W-834-2118	2/23/21		1,2-Dichloropropane	<	0.5		ug/L	
OU2	W-834-2118	2/23/21		1,3-Dichlorobenzene	<	0.5		ug/L	
OU2	W-834-2118	2/23/21		1,4-Dichlorobenzene	<	0.5		ug/L	
OU2	W-834-2118	2/23/21		2-Chloroethylvinylether	<	10		ug/L	
OU2	W-834-2118	2/23/21		Bromodichloromethane	<	0.5		ug/L	
OU2	W-834-2118	2/23/21		Bromoform	<	0.5		ug/L	
OU2	W-834-2118	2/23/21		Bromomethane	<	1		ug/L	
OU2	W-834-2118	2/23/21		Carbon tetrachloride	<	0.5		ug/L	
OU2	W-834-2118	2/23/21		Chlorobenzene	<	0.5		ug/L	
OU2	W-834-2118	2/23/21		Chloroethane	<	0.5		ug/L	
OU2	W-834-2118	2/23/21		Chloroform	<	0.5		ug/L	
OU2	W-834-2118	2/23/21		Chloromethane	<	0.5		ug/L	
OU2	W-834-2118	2/23/21		cis-1,2-Dichloroethene	<	0.5		ug/L	
OU2	W-834-2118	2/23/21		cis-1,3-Dichloropropene	<	0.5		ug/L	
OU2	W-834-2118	2/23/21		Dibromochloromethane	<	0.5		ug/L	
OU2	W-834-2118	2/23/21		Dichlorodifluoromethane	<	0.5		ug/L	
OU2	W-834-2118	2/23/21		Methylene chloride	<	1		ug/L	
OU2	W-834-2118	2/23/21		Tetrachloroethene	<	0.5		ug/L	
OU2	W-834-2118	2/23/21		trans-1,2-Dichloroethene	<	0.5		ug/L	
OU2	W-834-2118	2/23/21		trans-1,3-Dichloropropene	<	0.5		ug/L	
OU2	W-834-2118	2/23/21		Trichloroethene		190		ug/L	D
OU2	W-834-2118	2/23/21		Trichlorofluoromethane	<	0.5		ug/L	
OU2	W-834-2118	2/23/21		Trichlorotrifluoroethane	<	0.5		ug/L	
OU2	W-834-2118	2/23/21		Vinyl chloride	<	0.5		ug/L	
OU2	W-834-2118	2/23/21		Field Oxidation Potential (Eh)		157		mVolts	
OU2	W-834-2118	2/23/21		Field pH		8.12		Units	
OU2	W-834-2118	2/23/21		Field Specific Conductance		2021		umhos/cm	
OU2	W-834-2118	2/23/21		Field Temperature		19.3		Degrees C	
OU2	W-834-2118	2/23/21		C24H52O4Si	<	10		ug/L	
OU2	W-834-2119	2/18/21		Nitrate (as NO3)		98		mg/L	D
OU2	W-834-2119	2/18/21		1,1-Dichloroethane	<	5		ug/L	D
OU2	W-834-2119	2/18/21		1,1-Dichloroethene	<	5		ug/L	D
OU2	W-834-2119	2/18/21		1,1,1-Trichloroethane	<	5		ug/L	D
OU2	W-834-2119	2/18/21		1,1,2-Trichloroethane	<	5		ug/L	D
OU2	W-834-2119	2/18/21		1,1,2,2-Tetrachloroethane	<	5		ug/L	D
OU2	W-834-2119	2/18/21		1,2-Dichlorobenzene	<	5		ug/L	D
OU2	W-834-2119	2/18/21		1,2-Dichloroethane	<	5		ug/L	D
OU2	W-834-2119	2/18/21		1,2-Dichloroethene (total)		35		ug/L	D
OU2	W-834-2119	2/18/21		1,2-Dichloropropane	<	5		ug/L	D
OU2	W-834-2119	2/18/21		1,3-Dichlorobenzene	<	5		ug/L	D
OU2	W-834-2119	2/18/21		1,4-Dichlorobenzene	<	5		ug/L	D
OU2	W-834-2119	2/18/21		2-Chloroethylvinylether	<	100		ug/L	D
OU2	W-834-2119	2/18/21		Bromodichloromethane	<	5		ug/L	D
OU2	W-834-2119	2/18/21		Bromoform	<	5		ug/L	D
OU2	W-834-2119	2/18/21		Bromomethane	<	10		ug/L	D
OU2	W-834-2119	2/18/21		Carbon tetrachloride	<	5		ug/L	D
OU2	W-834-2119	2/18/21		Chlorobenzene	<	5		ug/L	D
OU2	W-834-2119	2/18/21		Chloroethane	<	5		ug/L	D
OU2	W-834-2119	2/18/21		Chloroform	<	5		ug/L	D
OU2	W-834-2119	2/18/21		Chloromethane	<	5		ug/L	D
OU2	W-834-2119	2/18/21		cis-1,2-Dichloroethene		34		ug/L	D
OU2	W-834-2119	2/18/21		cis-1,3-Dichloropropene	<	5		ug/L	D
OU2	W-834-2119	2/18/21		Dibromochloromethane	<	5		ug/L	D
OU2	W-834-2119	2/18/21		Dichlorodifluoromethane	<	5		ug/L	D
OU2	W-834-2119	2/18/21		Methylene chloride	<	10		ug/L	D
OU2	W-834-2119	2/18/21		Tetrachloroethene		15		ug/L	D
OU2	W-834-2119	2/18/21		trans-1,2-Dichloroethene	<	5		ug/L	D
OU2	W-834-2119	2/18/21		trans-1,3-Dichloropropene	<	5		ug/L	D
OU2	W-834-2119	2/18/21		Trichloroethene		11000		ug/L	D
OU2	W-834-2119	2/18/21		Trichlorofluoromethane	<	5		ug/L	D
OU2	W-834-2119	2/18/21		Trichlorotrifluoroethane	<	5		ug/L	D
OU2	W-834-2119	2/18/21		Vinyl chloride	<	5		ug/L	D

Attachment 1. Table 1. Groundwater analytical data, Site 300, 2021.

OU	Location	Date	Sample Type	Parameter	LOS Indicator	Result	Error	Units	QA Flag
OU2	W-834-2119	2/18/21		Field Oxidation Potential (Eh)		111		mVolts	
OU2	W-834-2119	2/18/21		Field pH		8.24		Units	
OU2	W-834-2119	2/18/21		Field Specific Conductance		1328		umhos/cm	
OU2	W-834-2119	2/18/21		Field Temperature		19.1		Degrees C	
OU2	W-834-2119	9/30/21		1,1-Dichloroethane	<	0.5		ug/L	
OU2	W-834-2119	9/30/21		1,1-Dichloroethene		2.8		ug/L	
OU2	W-834-2119	9/30/21		1,1,1-Trichloroethane	<	0.5		ug/L	
OU2	W-834-2119	9/30/21		1,1,2-Trichloroethane	<	0.5		ug/L	
OU2	W-834-2119	9/30/21		1,1,2,2-Tetrachloroethane	<	0.5		ug/L	
OU2	W-834-2119	9/30/21		1,2-Dichlorobenzene	<	0.5		ug/L	
OU2	W-834-2119	9/30/21		1,2-Dichloroethane	<	0.5		ug/L	
OU2	W-834-2119	9/30/21		1,2-Dichloroethene (total)	<	1		ug/L	
OU2	W-834-2119	9/30/21		1,2-Dichloropropane	<	0.5		ug/L	
OU2	W-834-2119	9/30/21		1,3-Dichlorobenzene	<	0.5		ug/L	
OU2	W-834-2119	9/30/21		1,4-Dichlorobenzene	<	0.5		ug/L	
OU2	W-834-2119	9/30/21		2-Chloroethylvinylether	<	1		ug/L	
OU2	W-834-2119	9/30/21		Bromodichloromethane	<	0.5		ug/L	
OU2	W-834-2119	9/30/21		Bromoform	<	0.5		ug/L	
OU2	W-834-2119	9/30/21		Bromomethane	<	0.5		ug/L	
OU2	W-834-2119	9/30/21		Carbon tetrachloride		1.2		ug/L	
OU2	W-834-2119	9/30/21		Chlorobenzene	<	0.5		ug/L	
OU2	W-834-2119	9/30/21		Chloroethane	<	0.5		ug/L	
OU2	W-834-2119	9/30/21		Chloroform		3.2		ug/L	
OU2	W-834-2119	9/30/21		Chloromethane	<	0.5		ug/L	
OU2	W-834-2119	9/30/21		cis-1,2-Dichloroethene		37		ug/L	
OU2	W-834-2119	9/30/21		cis-1,3-Dichloropropene	<	0.5		ug/L	
OU2	W-834-2119	9/30/21		Dibromochloromethane	<	0.5		ug/L	
OU2	W-834-2119	9/30/21		Dichlorodifluoromethane	<	0.5		ug/L	
OU2	W-834-2119	9/30/21		Methylene chloride	<	0.5		ug/L	
OU2	W-834-2119	9/30/21		Tetrachloroethene		19		ug/L	
OU2	W-834-2119	9/30/21		trans-1,2-Dichloroethene		0.7		ug/L	
OU2	W-834-2119	9/30/21		trans-1,3-Dichloropropene	<	0.5		ug/L	
OU2	W-834-2119	9/30/21		Trichloroethene		12000		ug/L	D
OU2	W-834-2119	9/30/21		Trichlorofluoromethane		1.6		ug/L	
OU2	W-834-2119	9/30/21		Trichlorotrifluoroethane	<	0.5		ug/L	
OU2	W-834-2119	9/30/21		Vinyl chloride	<	0.5		ug/L	
OU2	W-834-2119	9/30/21		Field Oxidation Potential (Eh)		150		mVolts	
OU2	W-834-2119	9/30/21		Field pH		8.3		Units	
OU2	W-834-2119	9/30/21		Field Specific Conductance		1338		umhos/cm	
OU2	W-834-2119	9/30/21		Field Temperature		19.9		Degrees C	
OU2	W-834-3301	2/23/21		Nitrate (as NO3)		20		mg/L	
OU2	W-834-3301	2/23/21		1,1-Dichloroethane	<	0.5		ug/L	
OU2	W-834-3301	2/23/21		1,1-Dichloroethene	<	0.5		ug/L	
OU2	W-834-3301	2/23/21		1,1,1-Trichloroethane	<	0.5		ug/L	
OU2	W-834-3301	2/23/21		1,1,2-Trichloroethane	<	0.5		ug/L	
OU2	W-834-3301	2/23/21		1,1,2,2-Tetrachloroethane	<	0.5		ug/L	
OU2	W-834-3301	2/23/21		1,2-Dichlorobenzene	<	0.5		ug/L	
OU2	W-834-3301	2/23/21		1,2-Dichloroethane	<	0.5		ug/L	
OU2	W-834-3301	2/23/21		1,2-Dichloroethene (total)		13		ug/L	
OU2	W-834-3301	2/23/21		1,2-Dichloropropane	<	0.5		ug/L	
OU2	W-834-3301	2/23/21		1,3-Dichlorobenzene	<	0.5		ug/L	
OU2	W-834-3301	2/23/21		1,4-Dichlorobenzene	<	0.5		ug/L	
OU2	W-834-3301	2/23/21		2-Chloroethylvinylether	<	10		ug/L	
OU2	W-834-3301	2/23/21		Bromodichloromethane	<	0.5		ug/L	
OU2	W-834-3301	2/23/21		Bromoform	<	0.5		ug/L	
OU2	W-834-3301	2/23/21		Bromomethane	<	1		ug/L	
OU2	W-834-3301	2/23/21		Carbon tetrachloride	<	0.5		ug/L	
OU2	W-834-3301	2/23/21		Chlorobenzene	<	0.5		ug/L	
OU2	W-834-3301	2/23/21		Chloroethane	<	0.5		ug/L	
OU2	W-834-3301	2/23/21		Chloroform	<	0.5		ug/L	
OU2	W-834-3301	2/23/21		Chloromethane	<	0.5		ug/L	
OU2	W-834-3301	2/23/21		cis-1,2-Dichloroethene		13		ug/L	
OU2	W-834-3301	2/23/21		cis-1,3-Dichloropropene	<	0.5		ug/L	
OU2	W-834-3301	2/23/21		Dibromochloromethane	<	0.5		ug/L	
OU2	W-834-3301	2/23/21		Dichlorodifluoromethane	<	0.5		ug/L	
OU2	W-834-3301	2/23/21		Methylene chloride	<	1		ug/L	

Attachment 1. Table 1. Groundwater analytical data, Site 300, 2021.

OU	Location	Date	Sample Type	Parameter	LOS Indicator	Result	Error	Units	QA Flag
OU2	W-834-3301	2/23/21		Tetrachloroethene		0.87		ug/L	
OU2	W-834-3301	2/23/21		trans-1,2-Dichloroethene	<	0.5		ug/L	
OU2	W-834-3301	2/23/21		trans-1,3-Dichloropropene	<	0.5		ug/L	
OU2	W-834-3301	2/23/21		Trichloroethene		390		ug/L	D
OU2	W-834-3301	2/23/21		Trichlorofluoromethane	<	0.5		ug/L	
OU2	W-834-3301	2/23/21		Trichlorotrifluoroethane	<	0.5		ug/L	
OU2	W-834-3301	2/23/21		Vinyl chloride	<	0.5		ug/L	
OU2	W-834-3301	2/23/21		Field Oxidation Potential (Eh)		146		mVolts	
OU2	W-834-3301	2/23/21		Field pH		7.95		Units	
OU2	W-834-3301	2/23/21		Field Specific Conductance		1092		umhos/cm	
OU2	W-834-3301	2/23/21		Field Temperature		20.5		Degrees C	
OU2	W-834-3302	2/18/21		Nitrate (as NO3)		100		mg/L	D
OU2	W-834-3302	2/18/21		1,1-Dichloroethane	<	2.5		ug/L	D
OU2	W-834-3302	2/18/21		1,1-Dichloroethene	<	2.5		ug/L	D
OU2	W-834-3302	2/18/21		1,1,1-Trichloroethane	<	2.5		ug/L	D
OU2	W-834-3302	2/18/21		1,1,2-Trichloroethane	<	2.5		ug/L	D
OU2	W-834-3302	2/18/21		1,1,2,2-Tetrachloroethane	<	2.5		ug/L	D
OU2	W-834-3302	2/18/21		1,2-Dichlorobenzene	<	2.5		ug/L	D
OU2	W-834-3302	2/18/21		1,2-Dichloroethane	<	2.5		ug/L	D
OU2	W-834-3302	2/18/21		1,2-Dichloroethene (total)		50		ug/L	D
OU2	W-834-3302	2/18/21		1,2-Dichloropropane	<	2.5		ug/L	D
OU2	W-834-3302	2/18/21		1,3-Dichlorobenzene	<	2.5		ug/L	D
OU2	W-834-3302	2/18/21		1,4-Dichlorobenzene	<	2.5		ug/L	D
OU2	W-834-3302	2/18/21		2-Chloroethylvinylether	<	50		ug/L	D
OU2	W-834-3302	2/18/21		Bromodichloromethane	<	2.5		ug/L	D
OU2	W-834-3302	2/18/21		Bromoform	<	2.5		ug/L	D
OU2	W-834-3302	2/18/21		Bromomethane	<	5		ug/L	D
OU2	W-834-3302	2/18/21		Carbon tetrachloride	<	2.5		ug/L	D
OU2	W-834-3302	2/18/21		Chlorobenzene	<	2.5		ug/L	D
OU2	W-834-3302	2/18/21		Chloroethane	<	2.5		ug/L	D
OU2	W-834-3302	2/18/21		Chloroform	<	2.5		ug/L	D
OU2	W-834-3302	2/18/21		Chloromethane	<	2.5		ug/L	D
OU2	W-834-3302	2/18/21		cis-1,2-Dichloroethene		50		ug/L	D
OU2	W-834-3302	2/18/21		cis-1,3-Dichloropropene	<	2.5		ug/L	D
OU2	W-834-3302	2/18/21		Dibromochloromethane	<	2.5		ug/L	D
OU2	W-834-3302	2/18/21		Dichlorodifluoromethane	<	2.5		ug/L	D
OU2	W-834-3302	2/18/21		Methylene chloride	<	5		ug/L	D
OU2	W-834-3302	2/18/21		Tetrachloroethene		25		ug/L	D
OU2	W-834-3302	2/18/21		trans-1,2-Dichloroethene	<	2.5		ug/L	D
OU2	W-834-3302	2/18/21		trans-1,3-Dichloropropene	<	2.5		ug/L	D
OU2	W-834-3302	2/18/21		Trichloroethene		3800		ug/L	D
OU2	W-834-3302	2/18/21		Trichlorofluoromethane	<	2.5		ug/L	D
OU2	W-834-3302	2/18/21		Trichlorotrifluoroethane	<	2.5		ug/L	D
OU2	W-834-3302	2/18/21		Vinyl chloride	<	2.5		ug/L	D
OU2	W-834-3302	2/18/21		Field Oxidation Potential (Eh)		102		mVolts	
OU2	W-834-3302	2/18/21		Field pH		8.33		Units	
OU2	W-834-3302	2/18/21		Field Specific Conductance		1309		umhos/cm	
OU2	W-834-3302	2/18/21		Field Temperature		19		Degrees C	
OU2	W-834-3706	9/13/21		Uranium 234 and 233 (in activity)		5.99	0.615	pCi/L	
OU2	W-834-3706	9/13/21		Uranium 235 and 236 (in activity)		0.346	0.0769	pCi/L	O
OU2	W-834-3706	9/13/21		Uranium 238 (in activity)		5.35	0.553	pCi/L	
OU2	W-834-3706	9/13/21		Silica (as SiO2)		26		mg/L	
OU2	W-834-3706	9/13/21		Perchlorate		2		ug/L	
OU2	W-834-3706	9/13/21		1,1-Dichloroethane	<	0.5		ug/L	
OU2	W-834-3706	9/13/21		1,1-Dichloroethene		0.69		ug/L	
OU2	W-834-3706	9/13/21		1,1,1-Trichloroethane	<	0.5		ug/L	
OU2	W-834-3706	9/13/21		1,1,2-Trichloroethane		1.3		ug/L	
OU2	W-834-3706	9/13/21		1,1,2,2-Tetrachloroethane	<	0.5		ug/L	
OU2	W-834-3706	9/13/21		1,2-Dichlorobenzene	<	0.5		ug/L	
OU2	W-834-3706	9/13/21		1,2-Dichloroethane	<	0.5		ug/L	
OU2	W-834-3706	9/13/21		1,2-Dichloroethene (total)		18		ug/L	
OU2	W-834-3706	9/13/21		1,2-Dichloropropane	<	0.5		ug/L	
OU2	W-834-3706	9/13/21		1,3-Dichlorobenzene	<	0.5		ug/L	
OU2	W-834-3706	9/13/21		1,4-Dichlorobenzene	<	0.5		ug/L	
OU2	W-834-3706	9/13/21		2-Butanone	<	10		ug/L	
OU2	W-834-3706	9/13/21		2-Chloroethylvinylether	<	10		ug/L	

Attachment 1. Table 1. Groundwater analytical data, Site 300, 2021.

OU	Location	Date	Sample Type	Parameter	LOS Indicator	Result	Error	Units	QA Flag
OU2	W-834-3706	9/13/21		2-Hexanone	<	10		ug/L	
OU2	W-834-3706	9/13/21		4-Methyl-2-pentanone	<	10		ug/L	
OU2	W-834-3706	9/13/21		Acetone	<	10		ug/L	
OU2	W-834-3706	9/13/21		Benzene	<	0.5		ug/L	
OU2	W-834-3706	9/13/21		Bromodichloromethane	<	0.5		ug/L	
OU2	W-834-3706	9/13/21		Bromoform	<	0.5		ug/L	
OU2	W-834-3706	9/13/21		Bromomethane	<	1		ug/L	
OU2	W-834-3706	9/13/21		Carbon disulfide	<	1		ug/L	
OU2	W-834-3706	9/13/21		Carbon tetrachloride	<	0.5		ug/L	
OU2	W-834-3706	9/13/21		Chlorobenzene	<	0.5		ug/L	
OU2	W-834-3706	9/13/21		Chloroethane	<	0.5		ug/L	
OU2	W-834-3706	9/13/21		Chloroform		1.8		ug/L	
OU2	W-834-3706	9/13/21		Chloromethane	<	0.5		ug/L	
OU2	W-834-3706	9/13/21		cis-1,2-Dichloroethene		18		ug/L	
OU2	W-834-3706	9/13/21		cis-1,3-Dichloropropene	<	0.5		ug/L	
OU2	W-834-3706	9/13/21		Dibromochloromethane	<	0.5		ug/L	
OU2	W-834-3706	9/13/21		Dibromomethane	<	0.5		ug/L	
OU2	W-834-3706	9/13/21		Dichlorodifluoromethane	<	0.5		ug/L	
OU2	W-834-3706	9/13/21		Ethylbenzene	<	0.5		ug/L	
OU2	W-834-3706	9/13/21		Methylene chloride	<	1		ug/L	
OU2	W-834-3706	9/13/21		Styrene	<	0.5		ug/L	
OU2	W-834-3706	9/13/21		Tetrachloroethene		8		ug/L	
OU2	W-834-3706	9/13/21		Tetrahydrofuran	<	20		ug/L	
OU2	W-834-3706	9/13/21		Toluene	<	0.5		ug/L	
OU2	W-834-3706	9/13/21		Total Xylene Isomers	<	0.5		ug/L	
OU2	W-834-3706	9/13/21		trans-1,2-Dichloroethene	<	0.5		ug/L	
OU2	W-834-3706	9/13/21		trans-1,3-Dichloropropene	<	0.5		ug/L	
OU2	W-834-3706	9/13/21		Trichloroethene		3300		ug/L	D
OU2	W-834-3706	9/13/21		Trichlorofluoromethane	<	0.5		ug/L	
OU2	W-834-3706	9/13/21		Trichlorotrifluoroethane	<	0.5		ug/L	
OU2	W-834-3706	9/13/21		Vinyl acetate	<	10		ug/L	
OU2	W-834-3706	9/13/21		Vinyl chloride	<	0.5		ug/L	
OU2	W-834-3706	9/13/21		1,3-Dinitrobenzene	<	2		ug/L	D
OU2	W-834-3706	9/13/21		1,3,5-Trinitrobenzene	<	2		ug/L	D
OU2	W-834-3706	9/13/21		2-Amino-4,6-dinitrotoluene	<	2		ug/L	D
OU2	W-834-3706	9/13/21		2-Nitrotoluene	<	2.6		ug/L	D
OU2	W-834-3706	9/13/21		2,4-Dinitrotoluene	<	2		ug/L	D
OU2	W-834-3706	9/13/21		2,6-Dinitrotoluene	<	2.1		ug/L	D
OU2	W-834-3706	9/13/21		3-Nitrotoluene	<	2		ug/L	D
OU2	W-834-3706	9/13/21		4-Amino-2,6-dinitrotoluene	<	2		ug/L	D
OU2	W-834-3706	9/13/21		4-Nitrotoluene	<	2.5		ug/L	D
OU2	W-834-3706	9/13/21		HMX	<	1		ug/L	D
OU2	W-834-3706	9/13/21		Nitrobenzene	<	2		ug/L	D
OU2	W-834-3706	9/13/21		RDX	<	1		ug/L	D
OU2	W-834-3706	9/13/21		TNT	<	2		ug/L	D
OU2	W-834-3706	9/13/21		Gross alpha		8.29	2.52	pCi/L	
OU2	W-834-3706	9/13/21		Gross beta		7.16	1.77	pCi/L	
OU2	W-834-3706	9/13/21		Tritium	<	100	58	pCi/L	
OU2	W-834-3706	9/13/21		Field Oxidation Potential (Eh)		93		mVolts	
OU2	W-834-3706	9/13/21		Field pH		7.83		Units	
OU2	W-834-3706	9/13/21		Field Specific Conductance		1432		umhos/cm	
OU2	W-834-3706	9/13/21		Field Temperature		21.4		Degrees C	
OU2	W-834-3706	9/13/21		Aluminum	<	0.2		mg/L	
OU2	W-834-3706	9/13/21		Bicarbonate Alk (as CaCO3)		230		mg/L	D
OU2	W-834-3706	9/13/21		Calcium		25		mg/L	
OU2	W-834-3706	9/13/21		Carbonate Alk (as CaCO3)	<	8.2		mg/L	D
OU2	W-834-3706	9/13/21		Chloride		180		mg/L	D
OU2	W-834-3706	9/13/21		Copper	<	0.05		mg/L	
OU2	W-834-3706	9/13/21		Fluoride		0.99		mg/L	D
OU2	W-834-3706	9/13/21		Hydroxide Alk (as CaCO3)	<	8.2		mg/L	D
OU2	W-834-3706	9/13/21		Iron	<	0.1		mg/L	
OU2	W-834-3706	9/13/21		Magnesium		19		mg/L	
OU2	W-834-3706	9/13/21		Manganese	<	0.03		mg/L	
OU2	W-834-3706	9/13/21		Nickel	<	0.1		mg/L	
OU2	W-834-3706	9/13/21		Nitrate (as N)		24		mg/L	D
OU2	W-834-3706	9/13/21		Nitrate (as NO3)		100		mg/L	

Attachment 1. Table 1. Groundwater analytical data, Site 300, 2021.

OU	Location	Date	Sample Type	Parameter	LOS Indicator	Result	Error	Units	QA Flag
OU2	W-834-3706	9/13/21		Nitrite (as N)	<	0.5		mg/L	
OU2	W-834-3706	9/13/21		Ortho-Phosphate		0.51		mg/L	
OU2	W-834-3706	9/13/21		pH		8.06		Units	
OU2	W-834-3706	9/13/21		Potassium		9.1		mg/L	
OU2	W-834-3706	9/13/21		Sodium		210		mg/L	
OU2	W-834-3706	9/13/21		Specific Conductance		1330		umhos/cm	
OU2	W-834-3706	9/13/21		Sulfate		68		mg/L	D
OU2	W-834-3706	9/13/21		Surfactants	<	0.5		mg/L	
OU2	W-834-3706	9/13/21		Total Alkalinity (as CaCO3)		230		mg/L	
OU2	W-834-3706	9/13/21		Total dissolved solids (TDS)		780		mg/L	D
OU2	W-834-3706	9/13/21		Total Hardness (as CaCO3)		140		mg/L	
OU2	W-834-3706	9/13/21		Total Phosphorus (as PO4)		0.54		mg/L	
OU2	W-834-3706	9/13/21		Zinc	<	0.05		mg/L	
OU2	W-834-3706	9/13/21		Aluminum	<	0.05		mg/L	
OU2	W-834-3706	9/13/21		Antimony	<	0.005		mg/L	
OU2	W-834-3706	9/13/21		Arsenic		0.0085		mg/L	
OU2	W-834-3706	9/13/21		Barium		0.028		mg/L	
OU2	W-834-3706	9/13/21		Beryllium	<	0.0002		mg/L	
OU2	W-834-3706	9/13/21		Boron		1.2		mg/L	
OU2	W-834-3706	9/13/21		Cadmium	<	0.0005		mg/L	
OU2	W-834-3706	9/13/21		Chromium		0.0029		mg/L	
OU2	W-834-3706	9/13/21		Cobalt	<	0.05		mg/L	
OU2	W-834-3706	9/13/21		Copper		0.0014		mg/L	
OU2	W-834-3706	9/13/21		Hexavalent Chromium		0.0042		mg/L	
OU2	W-834-3706	9/13/21		Iron	<	0.1		mg/L	
OU2	W-834-3706	9/13/21		Lead	<	0.005		mg/L	
OU2	W-834-3706	9/13/21		Manganese	<	0.03		mg/L	
OU2	W-834-3706	9/13/21		Mercury	<	0.0002		mg/L	
OU2	W-834-3706	9/13/21		Molybdenum	<	0.025		mg/L	
OU2	W-834-3706	9/13/21		Nickel		0.0068		mg/L	
OU2	W-834-3706	9/13/21		Selenium		0.0056		mg/L	
OU2	W-834-3706	9/13/21		Silver	<	0.001		mg/L	
OU2	W-834-3706	9/13/21		Thallium	<	0.001		mg/L	
OU2	W-834-3706	9/13/21		Vanadium		0.023		mg/L	
OU2	W-834-3706	9/13/21		Zinc	<	0.02		mg/L	
OU2	W-834-3706	9/13/21		C24H52O4Si	<	10		ug/L	D
OU2	W-834-3706	10/27/21		Nitrate (as NO3)		110		mg/L	D
OU2	W-834-3706	10/27/21		1,1-Dichloroethane	<	0.5		ug/L	
OU2	W-834-3706	10/27/21		1,1-Dichloroethene		1.1		ug/L	
OU2	W-834-3706	10/27/21		1,1,1-Trichloroethane	<	0.5		ug/L	
OU2	W-834-3706	10/27/21		1,1,2-Trichloroethane		1.4		ug/L	
OU2	W-834-3706	10/27/21		1,1,2,2-Tetrachloroethane	<	0.5		ug/L	
OU2	W-834-3706	10/27/21		1,2-Dichlorobenzene	<	0.5		ug/L	
OU2	W-834-3706	10/27/21		1,2-Dichloroethane	<	0.5		ug/L	
OU2	W-834-3706	10/27/21		1,2-Dichloroethene (total)		22		ug/L	
OU2	W-834-3706	10/27/21		1,2-Dichloropropane	<	0.5		ug/L	
OU2	W-834-3706	10/27/21		1,3-Dichlorobenzene	<	0.5		ug/L	
OU2	W-834-3706	10/27/21		1,4-Dichlorobenzene	<	0.5		ug/L	
OU2	W-834-3706	10/27/21		2-Chloroethylvinylether	<	10		ug/L	
OU2	W-834-3706	10/27/21		Bromodichloromethane	<	0.5		ug/L	
OU2	W-834-3706	10/27/21		Bromoform	<	0.5		ug/L	
OU2	W-834-3706	10/27/21		Bromomethane	<	1		ug/L	
OU2	W-834-3706	10/27/21		Carbon tetrachloride	<	0.5		ug/L	
OU2	W-834-3706	10/27/21		Chlorobenzene	<	0.5		ug/L	
OU2	W-834-3706	10/27/21		Chloroethane	<	0.5		ug/L	
OU2	W-834-3706	10/27/21		Chloroform		2		ug/L	
OU2	W-834-3706	10/27/21		Chloromethane	<	0.5		ug/L	
OU2	W-834-3706	10/27/21		cis-1,2-Dichloroethene		21		ug/L	
OU2	W-834-3706	10/27/21		cis-1,3-Dichloropropene	<	0.5		ug/L	
OU2	W-834-3706	10/27/21		Dibromochloromethane	<	0.5		ug/L	
OU2	W-834-3706	10/27/21		Dichlorodifluoromethane	<	0.5		ug/L	
OU2	W-834-3706	10/27/21		Methylene chloride	<	1		ug/L	
OU2	W-834-3706	10/27/21		Tetrachloroethene		20		ug/L	
OU2	W-834-3706	10/27/21		trans-1,2-Dichloroethene	<	0.5		ug/L	
OU2	W-834-3706	10/27/21		trans-1,3-Dichloropropene	<	0.5		ug/L	
OU2	W-834-3706	10/27/21		Trichloroethene		4800		ug/L	D

Attachment 1. Table 1. Groundwater analytical data, Site 300, 2021.

OU	Location	Date	Sample Type	Parameter	LOS Indicator	Result	Error	Units	QA Flag
OU2	W-834-3706	10/27/21		Trichlorofluoromethane	<	0.5		ug/L	
OU2	W-834-3706	10/27/21		Trichlorotrifluoroethane	<	0.5		ug/L	
OU2	W-834-3706	10/27/21		Vinyl chloride	<	0.5		ug/L	
OU2	W-834-3706	10/27/21		Field Oxidation Potential (Eh)		5		mVolts	
OU2	W-834-3706	10/27/21		Field pH		7.65		Units	
OU2	W-834-3706	10/27/21		Field Specific Conductance		1319		umhos/cm	
OU2	W-834-3706	10/27/21		Field Temperature		19.1		Degrees C	
OU2	W-834-A1	3/4/21		Nitrate (as NO3)	<	0.5		mg/L	
OU2	W-834-A1	3/4/21		1,1-Dichloroethane	<	25		ug/L	D
OU2	W-834-A1	3/4/21		1,1-Dichloroethene		160		ug/L	D
OU2	W-834-A1	3/4/21		1,1,1-Trichloroethane	<	25		ug/L	D
OU2	W-834-A1	3/4/21		1,1,2-Trichloroethane	<	25		ug/L	D
OU2	W-834-A1	3/4/21		1,1,2,2-Tetrachloroethane	<	25		ug/L	D
OU2	W-834-A1	3/4/21		1,2-Dichlorobenzene	<	25		ug/L	D
OU2	W-834-A1	3/4/21		1,2-Dichloroethane	<	25		ug/L	D
OU2	W-834-A1	3/4/21		1,2-Dichloroethene (total)		36000		ug/L	D
OU2	W-834-A1	3/4/21		1,2-Dichloropropane	<	25		ug/L	D
OU2	W-834-A1	3/4/21		1,3-Dichlorobenzene	<	25		ug/L	D
OU2	W-834-A1	3/4/21		1,4-Dichlorobenzene	<	25		ug/L	D
OU2	W-834-A1	3/4/21		2-Chloroethylvinylether	<	500		ug/L	D
OU2	W-834-A1	3/4/21		Bromodichloromethane	<	25		ug/L	D
OU2	W-834-A1	3/4/21		Bromoform	<	25		ug/L	D
OU2	W-834-A1	3/4/21		Bromomethane	<	50		ug/L	D
OU2	W-834-A1	3/4/21		Carbon tetrachloride	<	25		ug/L	D
OU2	W-834-A1	3/4/21		Chlorobenzene	<	25		ug/L	D
OU2	W-834-A1	3/4/21		Chloroethane	<	25		ug/L	D
OU2	W-834-A1	3/4/21		Chloroform		26		ug/L	D
OU2	W-834-A1	3/4/21		Chloromethane	<	25		ug/L	D
OU2	W-834-A1	3/4/21		cis-1,2-Dichloroethene		36000		ug/L	D
OU2	W-834-A1	3/4/21		cis-1,3-Dichloropropene	<	25		ug/L	D
OU2	W-834-A1	3/4/21		Dibromochloromethane	<	25		ug/L	D
OU2	W-834-A1	3/4/21		Dichlorodifluoromethane	<	25		ug/L	D
OU2	W-834-A1	3/4/21		Methylene chloride	<	50		ug/L	D
OU2	W-834-A1	3/4/21		Tetrachloroethene		750		ug/L	D
OU2	W-834-A1	3/4/21		trans-1,2-Dichloroethene	<	500		ug/L	D
OU2	W-834-A1	3/4/21		trans-1,3-Dichloropropene	<	25		ug/L	D
OU2	W-834-A1	3/4/21		Trichloroethene		150000		ug/L	D
OU2	W-834-A1	3/4/21		Trichlorofluoromethane	<	25		ug/L	D
OU2	W-834-A1	3/4/21		Trichlorotrifluoroethane	<	25		ug/L	D
OU2	W-834-A1	3/4/21		Vinyl chloride	<	25		ug/L	D
OU2	W-834-A1	3/4/21		Field Oxidation Potential (Eh)		-87		mVolts	
OU2	W-834-A1	3/4/21		Field pH		7.95		Units	
OU2	W-834-A1	3/4/21		Field Specific Conductance		915.6		umhos/cm	
OU2	W-834-A1	3/4/21		Field Temperature		20.8		Degrees C	
OU2	W-834-A1	3/4/21		C24H52O4Si	<	10		ug/L	D
OU2	W-834-B2	3/15/21		Nitrate (as NO3)		43		mg/L	
OU2	W-834-B2	3/15/21		1,1-Dichloroethane	<	0.5		ug/L	
OU2	W-834-B2	3/15/21		1,1-Dichloroethene	<	0.5		ug/L	
OU2	W-834-B2	3/15/21		1,1,1-Trichloroethane	<	0.5		ug/L	
OU2	W-834-B2	3/15/21		1,1,2-Trichloroethane	<	0.5		ug/L	
OU2	W-834-B2	3/15/21		1,1,2,2-Tetrachloroethane	<	0.5		ug/L	
OU2	W-834-B2	3/15/21		1,2-Dichlorobenzene	<	0.5		ug/L	
OU2	W-834-B2	3/15/21		1,2-Dichloroethane	<	0.5		ug/L	
OU2	W-834-B2	3/15/21		1,2-Dichloroethene (total)		95		ug/L	
OU2	W-834-B2	3/15/21		1,2-Dichloropropane	<	0.5		ug/L	
OU2	W-834-B2	3/15/21		1,3-Dichlorobenzene	<	0.5		ug/L	
OU2	W-834-B2	3/15/21		1,4-Dichlorobenzene	<	0.5		ug/L	
OU2	W-834-B2	3/15/21		2-Chloroethylvinylether	<	10		ug/L	
OU2	W-834-B2	3/15/21		Bromodichloromethane	<	0.5		ug/L	
OU2	W-834-B2	3/15/21		Bromoform	<	0.5		ug/L	
OU2	W-834-B2	3/15/21		Bromomethane	<	1		ug/L	
OU2	W-834-B2	3/15/21		Carbon tetrachloride	<	0.5		ug/L	
OU2	W-834-B2	3/15/21		Chlorobenzene	<	0.5		ug/L	
OU2	W-834-B2	3/15/21		Chloroethane	<	0.5		ug/L	
OU2	W-834-B2	3/15/21		Chloroform	<	0.5		ug/L	
OU2	W-834-B2	3/15/21		Chloromethane	<	0.5		ug/L	

Attachment 1. Table 1. Groundwater analytical data, Site 300, 2021.

OU	Location	Date	Sample Type	Parameter	LOS Indicator	Result	Error	Units	QA Flag
OU2	W-834-B2	3/15/21		cis-1,2-Dichloroethene		94		ug/L	
OU2	W-834-B2	3/15/21		cis-1,3-Dichloropropene	<	0.5		ug/L	
OU2	W-834-B2	3/15/21		Dibromochloromethane	<	0.5		ug/L	
OU2	W-834-B2	3/15/21		Dichlorodifluoromethane	<	0.5		ug/L	
OU2	W-834-B2	3/15/21		Methylene chloride	<	1		ug/L	
OU2	W-834-B2	3/15/21		Tetrachloroethene		2.5		ug/L	
OU2	W-834-B2	3/15/21		trans-1,2-Dichloroethene	<	0.5		ug/L	
OU2	W-834-B2	3/15/21		trans-1,3-Dichloropropene	<	0.5		ug/L	
OU2	W-834-B2	3/15/21		Trichloroethene		97		ug/L	
OU2	W-834-B2	3/15/21		Trichlorofluoromethane	<	0.5		ug/L	
OU2	W-834-B2	3/15/21		Trichlorotrifluoroethane	<	0.5		ug/L	
OU2	W-834-B2	3/15/21		Vinyl chloride	<	0.5		ug/L	
OU2	W-834-B2	3/15/21		C24H52O4Si	<	10		ug/L	
OU2	W-834-B2	4/13/21		1,1-Dichloroethane	<	0.5		ug/L	
OU2	W-834-B2	4/13/21		1,1-Dichloroethene	<	0.5		ug/L	
OU2	W-834-B2	4/13/21		1,1,1-Trichloroethane	<	0.5		ug/L	
OU2	W-834-B2	4/13/21		1,1,2-Trichloroethane	<	0.5		ug/L	
OU2	W-834-B2	4/13/21		1,1,2,2-Tetrachloroethane	<	0.5		ug/L	
OU2	W-834-B2	4/13/21		1,2-Dichlorobenzene	<	0.5		ug/L	
OU2	W-834-B2	4/13/21		1,2-Dichloroethane	<	0.5		ug/L	
OU2	W-834-B2	4/13/21		1,2-Dichloroethene (total)		65		ug/L	D
OU2	W-834-B2	4/13/21		1,2-Dichloropropane	<	0.5		ug/L	
OU2	W-834-B2	4/13/21		1,3-Dichlorobenzene	<	0.5		ug/L	
OU2	W-834-B2	4/13/21		1,4-Dichlorobenzene	<	0.5		ug/L	
OU2	W-834-B2	4/13/21		2-Chloroethylvinylether	<	10		ug/L	
OU2	W-834-B2	4/13/21		Bromodichloromethane	<	0.5		ug/L	
OU2	W-834-B2	4/13/21		Bromoform	<	0.5		ug/L	
OU2	W-834-B2	4/13/21		Bromomethane	<	1		ug/L	
OU2	W-834-B2	4/13/21		Carbon tetrachloride	<	0.5		ug/L	
OU2	W-834-B2	4/13/21		Chlorobenzene	<	0.5		ug/L	
OU2	W-834-B2	4/13/21		Chloroethane	<	0.5		ug/L	
OU2	W-834-B2	4/13/21		Chloroform	<	0.5		ug/L	
OU2	W-834-B2	4/13/21		Chloromethane	<	0.5		ug/L	
OU2	W-834-B2	4/13/21		cis-1,2-Dichloroethene		65		ug/L	D
OU2	W-834-B2	4/13/21		cis-1,3-Dichloropropene	<	0.5		ug/L	
OU2	W-834-B2	4/13/21		Dibromochloromethane	<	0.5		ug/L	
OU2	W-834-B2	4/13/21		Dichlorodifluoromethane	<	0.5		ug/L	
OU2	W-834-B2	4/13/21		Methylene chloride	<	1		ug/L	
OU2	W-834-B2	4/13/21		Tetrachloroethene		3.6		ug/L	
OU2	W-834-B2	4/13/21		trans-1,2-Dichloroethene	<	2.5		ug/L	D
OU2	W-834-B2	4/13/21		trans-1,3-Dichloropropene	<	0.5		ug/L	
OU2	W-834-B2	4/13/21		Trichloroethene		80		ug/L	D
OU2	W-834-B2	4/13/21		Trichlorofluoromethane	<	0.5		ug/L	
OU2	W-834-B2	4/13/21		Trichlorotrifluoroethane	<	0.5		ug/L	
OU2	W-834-B2	4/13/21		Vinyl chloride	<	0.5		ug/L	
OU2	W-834-B2	7/21/21		1,1-Dichloroethane	<	0.5		ug/L	
OU2	W-834-B2	7/21/21		1,1-Dichloroethene	<	0.5		ug/L	
OU2	W-834-B2	7/21/21		1,1,1-Trichloroethane	<	0.5		ug/L	
OU2	W-834-B2	7/21/21		1,1,2-Trichloroethane	<	0.5		ug/L	
OU2	W-834-B2	7/21/21		1,1,2,2-Tetrachloroethane	<	0.5		ug/L	
OU2	W-834-B2	7/21/21		1,2-Dichlorobenzene	<	0.5		ug/L	
OU2	W-834-B2	7/21/21		1,2-Dichloroethane	<	0.5		ug/L	
OU2	W-834-B2	7/21/21		1,2-Dichloroethene (total)		200		ug/L	D
OU2	W-834-B2	7/21/21		1,2-Dichloropropane	<	0.5		ug/L	
OU2	W-834-B2	7/21/21		1,3-Dichlorobenzene	<	0.5		ug/L	
OU2	W-834-B2	7/21/21		1,4-Dichlorobenzene	<	0.5		ug/L	
OU2	W-834-B2	7/21/21		2-Chloroethylvinylether	<	10		ug/L	
OU2	W-834-B2	7/21/21		Bromodichloromethane	<	0.5		ug/L	
OU2	W-834-B2	7/21/21		Bromoform	<	0.5		ug/L	
OU2	W-834-B2	7/21/21		Bromomethane	<	1		ug/L	
OU2	W-834-B2	7/21/21		Carbon tetrachloride	<	0.5		ug/L	
OU2	W-834-B2	7/21/21		Chlorobenzene	<	0.5		ug/L	
OU2	W-834-B2	7/21/21		Chloroethane	<	0.5		ug/L	
OU2	W-834-B2	7/21/21		Chloroform	<	0.5		ug/L	
OU2	W-834-B2	7/21/21		Chloromethane	<	0.5		ug/L	
OU2	W-834-B2	7/21/21		cis-1,2-Dichloroethene		200		ug/L	D

Attachment 1. Table 1. Groundwater analytical data, Site 300, 2021.

OU	Location	Date	Sample Type	Parameter	LOS Indicator	Result	Error	Units	QA Flag
OU2	W-834-B2	7/21/21		cis-1,3-Dichloropropene	<	0.5		ug/L	
OU2	W-834-B2	7/21/21		Dibromochloromethane	<	0.5		ug/L	
OU2	W-834-B2	7/21/21		Dichlorodifluoromethane	<	0.5		ug/L	
OU2	W-834-B2	7/21/21		Methylene chloride	<	1		ug/L	
OU2	W-834-B2	7/21/21		Tetrachloroethene		6.1		ug/L	
OU2	W-834-B2	7/21/21		trans-1,2-Dichloroethene	<	5		ug/L	D
OU2	W-834-B2	7/21/21		trans-1,3-Dichloropropene	<	0.5		ug/L	
OU2	W-834-B2	7/21/21		Trichloroethene		340		ug/L	D
OU2	W-834-B2	7/21/21		Trichlorofluoromethane	<	0.5		ug/L	
OU2	W-834-B2	7/21/21		Trichlorotrifluoroethane	<	0.5		ug/L	
OU2	W-834-B2	7/21/21		Vinyl chloride	<	0.5		ug/L	
OU2	W-834-B2	7/21/21		C24H52O4Si	<	10		ug/L	
OU2	W-834-B2	10/5/21		1,1-Dichloroethane	<	0.5		ug/L	
OU2	W-834-B2	10/5/21		1,1-Dichloroethene		0.74		ug/L	
OU2	W-834-B2	10/5/21		1,1,1-Trichloroethane	<	0.5		ug/L	
OU2	W-834-B2	10/5/21		1,1,2-Trichloroethane	<	0.5		ug/L	
OU2	W-834-B2	10/5/21		1,1,2,2-Tetrachloroethane	<	0.5		ug/L	
OU2	W-834-B2	10/5/21		1,2-Dichlorobenzene	<	0.5		ug/L	
OU2	W-834-B2	10/5/21		1,2-Dichloroethane	<	0.5		ug/L	
OU2	W-834-B2	10/5/21		1,2-Dichloroethene (total)		690		ug/L	D
OU2	W-834-B2	10/5/21		1,2-Dichloropropane	<	0.5		ug/L	
OU2	W-834-B2	10/5/21		1,3-Dichlorobenzene	<	0.5		ug/L	
OU2	W-834-B2	10/5/21		1,4-Dichlorobenzene	<	0.5		ug/L	
OU2	W-834-B2	10/5/21		2-Chloroethylvinylether	<	10		ug/L	
OU2	W-834-B2	10/5/21		Bromodichloromethane	<	0.5		ug/L	
OU2	W-834-B2	10/5/21		Bromoform	<	0.5		ug/L	
OU2	W-834-B2	10/5/21		Bromomethane	<	1		ug/L	
OU2	W-834-B2	10/5/21		Carbon tetrachloride	<	0.5		ug/L	
OU2	W-834-B2	10/5/21		Chlorobenzene	<	0.5		ug/L	
OU2	W-834-B2	10/5/21		Chloroethane	<	0.5		ug/L	
OU2	W-834-B2	10/5/21		Chloroform	<	0.5		ug/L	
OU2	W-834-B2	10/5/21		Chloromethane	<	0.5		ug/L	
OU2	W-834-B2	10/5/21		cis-1,2-Dichloroethene		690		ug/L	D
OU2	W-834-B2	10/5/21		cis-1,3-Dichloropropene	<	0.5		ug/L	
OU2	W-834-B2	10/5/21		Dibromochloromethane	<	0.5		ug/L	
OU2	W-834-B2	10/5/21		Dichlorodifluoromethane	<	0.5		ug/L	
OU2	W-834-B2	10/5/21		Methylene chloride	<	1		ug/L	
OU2	W-834-B2	10/5/21		Tetrachloroethene		4.8		ug/L	
OU2	W-834-B2	10/5/21		trans-1,2-Dichloroethene	<	25		ug/L	D
OU2	W-834-B2	10/5/21		trans-1,3-Dichloropropene	<	0.5		ug/L	
OU2	W-834-B2	10/5/21		Trichloroethene		450		ug/L	D
OU2	W-834-B2	10/5/21		Trichlorofluoromethane	<	0.5		ug/L	
OU2	W-834-B2	10/5/21		Trichlorotrifluoroethane	<	0.5		ug/L	
OU2	W-834-B2	10/5/21		Vinyl chloride	<	0.5		ug/L	
OU2	W-834-B3	3/15/21		Nitrate (as NO3)		2.8		mg/L	
OU2	W-834-B3	3/15/21		1,1-Dichloroethane	<	0.5		ug/L	
OU2	W-834-B3	3/15/21		1,1-Dichloroethene	<	0.5		ug/L	
OU2	W-834-B3	3/15/21		1,1,1-Trichloroethane	<	0.5		ug/L	
OU2	W-834-B3	3/15/21		1,1,2-Trichloroethane	<	0.5		ug/L	
OU2	W-834-B3	3/15/21		1,1,2,2-Tetrachloroethane	<	0.5		ug/L	
OU2	W-834-B3	3/15/21		1,2-Dichlorobenzene	<	0.5		ug/L	
OU2	W-834-B3	3/15/21		1,2-Dichloroethane	<	0.5		ug/L	
OU2	W-834-B3	3/15/21		1,2-Dichloroethene (total)		3.1		ug/L	
OU2	W-834-B3	3/15/21		1,2-Dichloropropane	<	0.5		ug/L	
OU2	W-834-B3	3/15/21		1,3-Dichlorobenzene	<	0.5		ug/L	
OU2	W-834-B3	3/15/21		1,4-Dichlorobenzene	<	0.5		ug/L	
OU2	W-834-B3	3/15/21		2-Chloroethylvinylether	<	10		ug/L	
OU2	W-834-B3	3/15/21		Bromodichloromethane	<	0.5		ug/L	
OU2	W-834-B3	3/15/21		Bromoform	<	0.5		ug/L	
OU2	W-834-B3	3/15/21		Bromomethane	<	1		ug/L	
OU2	W-834-B3	3/15/21		Carbon tetrachloride	<	0.5		ug/L	
OU2	W-834-B3	3/15/21		Chlorobenzene	<	0.5		ug/L	
OU2	W-834-B3	3/15/21		Chloroethane	<	0.5		ug/L	
OU2	W-834-B3	3/15/21		Chloroform	<	0.5		ug/L	
OU2	W-834-B3	3/15/21		Chloromethane	<	0.5		ug/L	
OU2	W-834-B3	3/15/21		cis-1,2-Dichloroethene		3.1		ug/L	

Attachment 1. Table 1. Groundwater analytical data, Site 300, 2021.

OU	Location	Date	Sample Type	Parameter	LOS Indicator	Result	Error	Units	QA Flag
OU2	W-834-B3	3/15/21		cis-1,3-Dichloropropene	<	0.5		ug/L	
OU2	W-834-B3	3/15/21		Dibromochloromethane	<	0.5		ug/L	
OU2	W-834-B3	3/15/21		Dichlorodifluoromethane	<	0.5		ug/L	
OU2	W-834-B3	3/15/21		Methylene chloride	<	1		ug/L	
OU2	W-834-B3	3/15/21		Tetrachloroethene	<	0.5		ug/L	
OU2	W-834-B3	3/15/21		trans-1,2-Dichloroethene	<	0.5		ug/L	
OU2	W-834-B3	3/15/21		trans-1,3-Dichloropropene	<	0.5		ug/L	
OU2	W-834-B3	3/15/21		Trichloroethene		0.97		ug/L	
OU2	W-834-B3	3/15/21		Trichlorofluoromethane	<	0.5		ug/L	
OU2	W-834-B3	3/15/21		Trichlorotrifluoroethane	<	0.5		ug/L	
OU2	W-834-B3	3/15/21		Vinyl chloride	<	0.5		ug/L	
OU2	W-834-B3	3/15/21		C24H52O4Si	<	10		ug/L	
OU2	W-834-B3	4/13/21		1,1-Dichloroethane	<	0.5		ug/L	
OU2	W-834-B3	4/13/21		1,1-Dichloroethene	<	0.5		ug/L	
OU2	W-834-B3	4/13/21		1,1,1-Trichloroethane	<	0.5		ug/L	
OU2	W-834-B3	4/13/21		1,1,2-Trichloroethane	<	0.5		ug/L	
OU2	W-834-B3	4/13/21		1,1,2,2-Tetrachloroethane	<	0.5		ug/L	
OU2	W-834-B3	4/13/21		1,2-Dichlorobenzene	<	0.5		ug/L	
OU2	W-834-B3	4/13/21		1,2-Dichloroethane	<	0.5		ug/L	
OU2	W-834-B3	4/13/21		1,2-Dichloroethene (total)		14		ug/L	
OU2	W-834-B3	4/13/21		1,2-Dichloropropane	<	0.5		ug/L	
OU2	W-834-B3	4/13/21		1,3-Dichlorobenzene	<	0.5		ug/L	
OU2	W-834-B3	4/13/21		1,4-Dichlorobenzene	<	0.5		ug/L	
OU2	W-834-B3	4/13/21		2-Chloroethylvinylether	<	10		ug/L	
OU2	W-834-B3	4/13/21		Bromodichloromethane	<	0.5		ug/L	
OU2	W-834-B3	4/13/21		Bromoform	<	0.5		ug/L	
OU2	W-834-B3	4/13/21		Bromomethane	<	1		ug/L	
OU2	W-834-B3	4/13/21		Carbon tetrachloride	<	0.5		ug/L	
OU2	W-834-B3	4/13/21		Chlorobenzene	<	0.5		ug/L	
OU2	W-834-B3	4/13/21		Chloroethane	<	0.5		ug/L	
OU2	W-834-B3	4/13/21		Chloroform	<	0.5		ug/L	
OU2	W-834-B3	4/13/21		Chloromethane	<	0.5		ug/L	
OU2	W-834-B3	4/13/21		cis-1,2-Dichloroethene		14		ug/L	
OU2	W-834-B3	4/13/21		cis-1,3-Dichloropropene	<	0.5		ug/L	
OU2	W-834-B3	4/13/21		Dibromochloromethane	<	0.5		ug/L	
OU2	W-834-B3	4/13/21		Dichlorodifluoromethane	<	0.5		ug/L	
OU2	W-834-B3	4/13/21		Methylene chloride	<	1		ug/L	
OU2	W-834-B3	4/13/21		Tetrachloroethene	<	0.5		ug/L	
OU2	W-834-B3	4/13/21		trans-1,2-Dichloroethene	<	0.5		ug/L	
OU2	W-834-B3	4/13/21		trans-1,3-Dichloropropene	<	0.5		ug/L	
OU2	W-834-B3	4/13/21		Trichloroethene		2.3		ug/L	
OU2	W-834-B3	4/13/21		Trichlorofluoromethane	<	0.5		ug/L	
OU2	W-834-B3	4/13/21		Trichlorotrifluoroethane	<	0.5		ug/L	
OU2	W-834-B3	4/13/21		Vinyl chloride	<	0.5		ug/L	
OU2	W-834-B3	7/21/21		1,1-Dichloroethane	<	0.5		ug/L	
OU2	W-834-B3	7/21/21		1,1-Dichloroethene		0.55		ug/L	
OU2	W-834-B3	7/21/21		1,1,1-Trichloroethane	<	0.5		ug/L	
OU2	W-834-B3	7/21/21		1,1,2-Trichloroethane	<	0.5		ug/L	
OU2	W-834-B3	7/21/21		1,1,2,2-Tetrachloroethane	<	0.5		ug/L	
OU2	W-834-B3	7/21/21		1,2-Dichlorobenzene	<	0.5		ug/L	
OU2	W-834-B3	7/21/21		1,2-Dichloroethane	<	0.5		ug/L	
OU2	W-834-B3	7/21/21		1,2-Dichloroethene (total)		190		ug/L	D
OU2	W-834-B3	7/21/21		1,2-Dichloropropane	<	0.5		ug/L	
OU2	W-834-B3	7/21/21		1,3-Dichlorobenzene	<	0.5		ug/L	
OU2	W-834-B3	7/21/21		1,4-Dichlorobenzene	<	0.5		ug/L	
OU2	W-834-B3	7/21/21		2-Chloroethylvinylether	<	10		ug/L	
OU2	W-834-B3	7/21/21		Bromodichloromethane	<	0.5		ug/L	
OU2	W-834-B3	7/21/21		Bromoform	<	0.5		ug/L	
OU2	W-834-B3	7/21/21		Bromomethane	<	1		ug/L	
OU2	W-834-B3	7/21/21		Carbon tetrachloride	<	0.5		ug/L	
OU2	W-834-B3	7/21/21		Chlorobenzene	<	0.5		ug/L	
OU2	W-834-B3	7/21/21		Chloroethane	<	0.5		ug/L	
OU2	W-834-B3	7/21/21		Chloroform	<	0.5		ug/L	
OU2	W-834-B3	7/21/21		Chloromethane	<	0.5		ug/L	
OU2	W-834-B3	7/21/21		cis-1,2-Dichloroethene		190		ug/L	D
OU2	W-834-B3	7/21/21		cis-1,3-Dichloropropene	<	0.5		ug/L	

Attachment 1. Table 1. Groundwater analytical data, Site 300, 2021.

OU	Location	Date	Sample Type	Parameter	LOS Indicator	Result	Error	Units	QA Flag
OU2	W-834-B3	7/21/21		Dibromochloromethane	<	0.5		ug/L	
OU2	W-834-B3	7/21/21		Dichlorodifluoromethane	<	0.5		ug/L	
OU2	W-834-B3	7/21/21		Methylene chloride	<	1		ug/L	
OU2	W-834-B3	7/21/21		Tetrachloroethene	<	0.5		ug/L	
OU2	W-834-B3	7/21/21		trans-1,2-Dichloroethene	<	5		ug/L	D
OU2	W-834-B3	7/21/21		trans-1,3-Dichloropropene	<	0.5		ug/L	
OU2	W-834-B3	7/21/21		Trichloroethene		50		ug/L	
OU2	W-834-B3	7/21/21		Trichlorofluoromethane	<	0.5		ug/L	
OU2	W-834-B3	7/21/21		Trichlorotrifluoroethane	<	0.5		ug/L	
OU2	W-834-B3	7/21/21		Vinyl chloride		63		ug/L	
OU2	W-834-B3	7/21/21		C24H52O4Si	<	10		ug/L	
OU2	W-834-B3	10/5/21		1,1-Dichloroethane	<	0.5		ug/L	
OU2	W-834-B3	10/5/21		1,1-Dichloroethene		1.1		ug/L	
OU2	W-834-B3	10/5/21		1,1,1-Trichloroethane	<	0.5		ug/L	
OU2	W-834-B3	10/5/21		1,1,2-Trichloroethane	<	0.5		ug/L	
OU2	W-834-B3	10/5/21		1,1,2,2-Tetrachloroethane	<	0.5		ug/L	
OU2	W-834-B3	10/5/21		1,2-Dichlorobenzene	<	0.5		ug/L	
OU2	W-834-B3	10/5/21		1,2-Dichloroethane	<	0.5		ug/L	
OU2	W-834-B3	10/5/21		1,2-Dichloroethene (total)		210		ug/L	D
OU2	W-834-B3	10/5/21		1,2-Dichloropropane	<	0.5		ug/L	
OU2	W-834-B3	10/5/21		1,3-Dichlorobenzene	<	0.5		ug/L	
OU2	W-834-B3	10/5/21		1,4-Dichlorobenzene	<	0.5		ug/L	
OU2	W-834-B3	10/5/21		2-Chloroethylvinylether	<	10		ug/L	
OU2	W-834-B3	10/5/21		Bromodichloromethane	<	0.5		ug/L	
OU2	W-834-B3	10/5/21		Bromoform	<	0.5		ug/L	
OU2	W-834-B3	10/5/21		Bromomethane	<	1		ug/L	
OU2	W-834-B3	10/5/21		Carbon tetrachloride	<	0.5		ug/L	
OU2	W-834-B3	10/5/21		Chlorobenzene	<	0.5		ug/L	
OU2	W-834-B3	10/5/21		Chloroethane	<	0.5		ug/L	
OU2	W-834-B3	10/5/21		Chloroform	<	0.5		ug/L	
OU2	W-834-B3	10/5/21		Chloromethane	<	0.5		ug/L	
OU2	W-834-B3	10/5/21		cis-1,2-Dichloroethene		210		ug/L	D
OU2	W-834-B3	10/5/21		cis-1,3-Dichloropropene	<	0.5		ug/L	
OU2	W-834-B3	10/5/21		Dibromochloromethane	<	0.5		ug/L	
OU2	W-834-B3	10/5/21		Dichlorodifluoromethane	<	0.5		ug/L	
OU2	W-834-B3	10/5/21		Methylene chloride	<	1		ug/L	
OU2	W-834-B3	10/5/21		Tetrachloroethene	<	0.5		ug/L	
OU2	W-834-B3	10/5/21		trans-1,2-Dichloroethene	<	5		ug/L	D
OU2	W-834-B3	10/5/21		trans-1,3-Dichloropropene	<	0.5		ug/L	
OU2	W-834-B3	10/5/21		Trichloroethene		22		ug/L	
OU2	W-834-B3	10/5/21		Trichlorofluoromethane	<	0.5		ug/L	
OU2	W-834-B3	10/5/21		Trichlorotrifluoroethane	<	0.5		ug/L	
OU2	W-834-B3	10/5/21		Vinyl chloride	<	0.5		ug/L	
OU2	W-834-C4	3/4/21		Nitrate (as NO3)		51		mg/L	
OU2	W-834-C4	3/4/21		1,1-Dichloroethane	<	0.5		ug/L	
OU2	W-834-C4	3/4/21		1,1-Dichloroethene	<	0.5		ug/L	
OU2	W-834-C4	3/4/21		1,1,1-Trichloroethane	<	0.5		ug/L	
OU2	W-834-C4	3/4/21		1,1,2-Trichloroethane	<	0.5		ug/L	
OU2	W-834-C4	3/4/21		1,1,2,2-Tetrachloroethane	<	0.5		ug/L	
OU2	W-834-C4	3/4/21		1,2-Dichlorobenzene	<	0.5		ug/L	
OU2	W-834-C4	3/4/21		1,2-Dichloroethane	<	0.5		ug/L	
OU2	W-834-C4	3/4/21		1,2-Dichloroethene (total)		6.5		ug/L	
OU2	W-834-C4	3/4/21		1,2-Dichloropropane	<	0.5		ug/L	
OU2	W-834-C4	3/4/21		1,3-Dichlorobenzene	<	0.5		ug/L	
OU2	W-834-C4	3/4/21		1,4-Dichlorobenzene	<	0.5		ug/L	
OU2	W-834-C4	3/4/21		2-Chloroethylvinylether	<	10		ug/L	
OU2	W-834-C4	3/4/21		Bromodichloromethane	<	0.5		ug/L	
OU2	W-834-C4	3/4/21		Bromoform	<	0.5		ug/L	
OU2	W-834-C4	3/4/21		Bromomethane	<	1		ug/L	
OU2	W-834-C4	3/4/21		Carbon tetrachloride	<	0.5		ug/L	
OU2	W-834-C4	3/4/21		Chlorobenzene	<	0.5		ug/L	
OU2	W-834-C4	3/4/21		Chloroethane	<	0.5		ug/L	
OU2	W-834-C4	3/4/21		Chloroform	<	0.5		ug/L	
OU2	W-834-C4	3/4/21		Chloromethane	<	0.5		ug/L	
OU2	W-834-C4	3/4/21		cis-1,2-Dichloroethene		6.5		ug/L	
OU2	W-834-C4	3/4/21		cis-1,3-Dichloropropene	<	0.5		ug/L	

Attachment 1. Table 1. Groundwater analytical data, Site 300, 2021.

OU	Location	Date	Sample Type	Parameter	LOS Indicator	Result	Error	Units	QA Flag
OU2	W-834-C4	3/4/21		Dibromochloromethane	<	0.5		ug/L	
OU2	W-834-C4	3/4/21		Dichlorodifluoromethane	<	0.5		ug/L	
OU2	W-834-C4	3/4/21		Methylene chloride	<	1		ug/L	
OU2	W-834-C4	3/4/21		Tetrachloroethene	<	0.5		ug/L	
OU2	W-834-C4	3/4/21		trans-1,2-Dichloroethene	<	0.5		ug/L	
OU2	W-834-C4	3/4/21		trans-1,3-Dichloropropene	<	0.5		ug/L	
OU2	W-834-C4	3/4/21		Trichloroethene		37		ug/L	
OU2	W-834-C4	3/4/21		Trichlorofluoromethane	<	0.5		ug/L	
OU2	W-834-C4	3/4/21		Trichlorotrifluoroethane	<	0.5		ug/L	
OU2	W-834-C4	3/4/21		Vinyl chloride	<	0.5		ug/L	
OU2	W-834-C4	3/4/21		Field Oxidation Potential (Eh)		153		mVolts	
OU2	W-834-C4	3/4/21		Field pH		8.43		Units	
OU2	W-834-C4	3/4/21		Field Specific Conductance		479.5		umhos/cm	
OU2	W-834-C4	3/4/21		Field Temperature		17.9		Degrees C	
OU2	W-834-C4	3/4/21		C24H52O4Si	<	10		ug/L	D
OU2	W-834-D12	3/15/21		Nitrate (as NO3)		120		mg/L	D
OU2	W-834-D12	3/15/21		1,1-Dichloroethane	<	0.5		ug/L	
OU2	W-834-D12	3/15/21		1,1-Dichloroethene	<	0.5		ug/L	
OU2	W-834-D12	3/15/21		1,1,1-Trichloroethane	<	0.5		ug/L	
OU2	W-834-D12	3/15/21		1,1,2-Trichloroethane	<	0.5		ug/L	
OU2	W-834-D12	3/15/21		1,1,2,2-Tetrachloroethane	<	0.5		ug/L	
OU2	W-834-D12	3/15/21		1,2-Dichlorobenzene	<	0.5		ug/L	
OU2	W-834-D12	3/15/21		1,2-Dichloroethane	<	0.5		ug/L	
OU2	W-834-D12	3/15/21		1,2-Dichloroethene (total)		2.8		ug/L	
OU2	W-834-D12	3/15/21		1,2-Dichloropropane	<	0.5		ug/L	
OU2	W-834-D12	3/15/21		1,3-Dichlorobenzene	<	0.5		ug/L	
OU2	W-834-D12	3/15/21		1,4-Dichlorobenzene	<	0.5		ug/L	
OU2	W-834-D12	3/15/21		2-Chloroethylvinylether	<	10		ug/L	
OU2	W-834-D12	3/15/21		Bromodichloromethane	<	0.5		ug/L	
OU2	W-834-D12	3/15/21		Bromoform	<	0.5		ug/L	
OU2	W-834-D12	3/15/21		Bromomethane	<	1		ug/L	
OU2	W-834-D12	3/15/21		Carbon tetrachloride	<	0.5		ug/L	
OU2	W-834-D12	3/15/21		Chlorobenzene	<	0.5		ug/L	
OU2	W-834-D12	3/15/21		Chloroethane	<	0.5		ug/L	
OU2	W-834-D12	3/15/21		Chloroform	<	0.5		ug/L	
OU2	W-834-D12	3/15/21		Chloromethane	<	0.5		ug/L	
OU2	W-834-D12	3/15/21		cis-1,2-Dichloroethene		2.8		ug/L	
OU2	W-834-D12	3/15/21		cis-1,3-Dichloropropene	<	0.5		ug/L	
OU2	W-834-D12	3/15/21		Dibromochloromethane	<	0.5		ug/L	
OU2	W-834-D12	3/15/21		Dichlorodifluoromethane	<	0.5		ug/L	
OU2	W-834-D12	3/15/21		Methylene chloride	<	1		ug/L	
OU2	W-834-D12	3/15/21		Tetrachloroethene	<	0.5		ug/L	
OU2	W-834-D12	3/15/21		trans-1,2-Dichloroethene	<	0.5		ug/L	
OU2	W-834-D12	3/15/21		trans-1,3-Dichloropropene	<	0.5		ug/L	
OU2	W-834-D12	3/15/21		Trichloroethene		16		ug/L	
OU2	W-834-D12	3/15/21		Trichlorofluoromethane	<	0.5		ug/L	
OU2	W-834-D12	3/15/21		Trichlorotrifluoroethane	<	0.5		ug/L	
OU2	W-834-D12	3/15/21		Vinyl chloride	<	0.5		ug/L	
OU2	W-834-D12	3/15/21		C24H52O4Si	<	10		ug/L	D
OU2	W-834-D12	4/13/21		1,1-Dichloroethane	<	0.5		ug/L	
OU2	W-834-D12	4/13/21		1,1-Dichloroethene	<	0.5		ug/L	
OU2	W-834-D12	4/13/21		1,1,1-Trichloroethane	<	0.5		ug/L	
OU2	W-834-D12	4/13/21		1,1,2-Trichloroethane	<	0.5		ug/L	
OU2	W-834-D12	4/13/21		1,1,2,2-Tetrachloroethane	<	0.5		ug/L	
OU2	W-834-D12	4/13/21		1,2-Dichlorobenzene	<	0.5		ug/L	
OU2	W-834-D12	4/13/21		1,2-Dichloroethane	<	0.5		ug/L	
OU2	W-834-D12	4/13/21		1,2-Dichloroethene (total)		1.6		ug/L	
OU2	W-834-D12	4/13/21		1,2-Dichloropropane	<	0.5		ug/L	
OU2	W-834-D12	4/13/21		1,3-Dichlorobenzene	<	0.5		ug/L	
OU2	W-834-D12	4/13/21		1,4-Dichlorobenzene	<	0.5		ug/L	
OU2	W-834-D12	4/13/21		2-Chloroethylvinylether	<	10		ug/L	
OU2	W-834-D12	4/13/21		Bromodichloromethane	<	0.5		ug/L	
OU2	W-834-D12	4/13/21		Bromoform	<	0.5		ug/L	
OU2	W-834-D12	4/13/21		Bromomethane	<	1		ug/L	
OU2	W-834-D12	4/13/21		Carbon tetrachloride	<	0.5		ug/L	
OU2	W-834-D12	4/13/21		Chlorobenzene	<	0.5		ug/L	

Attachment 1. Table 1. Groundwater analytical data, Site 300, 2021.

OU	Location	Date	Sample Type	Parameter	LOS Indicator	Result	Error	Units	QA Flag
OU2	W-834-D12	4/13/21		Chloroethane	<	0.5		ug/L	
OU2	W-834-D12	4/13/21		Chloroform	<	0.5		ug/L	
OU2	W-834-D12	4/13/21		Chloromethane	<	0.5		ug/L	
OU2	W-834-D12	4/13/21		cis-1,2-Dichloroethene		1.6		ug/L	
OU2	W-834-D12	4/13/21		cis-1,3-Dichloropropene	<	0.5		ug/L	
OU2	W-834-D12	4/13/21		Dibromochloromethane	<	0.5		ug/L	
OU2	W-834-D12	4/13/21		Dichlorodifluoromethane	<	0.5		ug/L	
OU2	W-834-D12	4/13/21		Methylene chloride	<	1		ug/L	
OU2	W-834-D12	4/13/21		Tetrachloroethene	<	0.5		ug/L	
OU2	W-834-D12	4/13/21		trans-1,2-Dichloroethene	<	0.5		ug/L	
OU2	W-834-D12	4/13/21		trans-1,3-Dichloropropene	<	0.5		ug/L	
OU2	W-834-D12	4/13/21		Trichloroethene		15		ug/L	
OU2	W-834-D12	4/13/21		Trichlorofluoromethane	<	0.5		ug/L	
OU2	W-834-D12	4/13/21		Trichlorotrifluoroethane	<	0.5		ug/L	
OU2	W-834-D12	4/13/21		Vinyl chloride	<	0.5		ug/L	
OU2	W-834-D12	7/21/21		1,1-Dichloroethane	<	0.5		ug/L	
OU2	W-834-D12	7/21/21		1,1-Dichloroethene	<	0.5		ug/L	
OU2	W-834-D12	7/21/21		1,1,1-Trichloroethane	<	0.5		ug/L	
OU2	W-834-D12	7/21/21		1,1,2-Trichloroethane	<	0.5		ug/L	
OU2	W-834-D12	7/21/21		1,1,2,2-Tetrachloroethane	<	0.5		ug/L	
OU2	W-834-D12	7/21/21		1,2-Dichlorobenzene	<	0.5		ug/L	
OU2	W-834-D12	7/21/21		1,2-Dichloroethane	<	0.5		ug/L	
OU2	W-834-D12	7/21/21		1,2-Dichloroethene (total)		1.8		ug/L	
OU2	W-834-D12	7/21/21		1,2-Dichloropropane	<	0.5		ug/L	
OU2	W-834-D12	7/21/21		1,3-Dichlorobenzene	<	0.5		ug/L	
OU2	W-834-D12	7/21/21		1,4-Dichlorobenzene	<	0.5		ug/L	
OU2	W-834-D12	7/21/21		2-Chloroethylvinylether	<	10		ug/L	
OU2	W-834-D12	7/21/21		Bromodichloromethane	<	0.5		ug/L	
OU2	W-834-D12	7/21/21		Bromoform	<	0.5		ug/L	
OU2	W-834-D12	7/21/21		Bromomethane	<	1		ug/L	
OU2	W-834-D12	7/21/21		Carbon tetrachloride	<	0.5		ug/L	
OU2	W-834-D12	7/21/21		Chlorobenzene	<	0.5		ug/L	
OU2	W-834-D12	7/21/21		Chloroethane	<	0.5		ug/L	
OU2	W-834-D12	7/21/21		Chloroform	<	0.5		ug/L	
OU2	W-834-D12	7/21/21		Chloromethane	<	0.5		ug/L	
OU2	W-834-D12	7/21/21		cis-1,2-Dichloroethene		1.8		ug/L	
OU2	W-834-D12	7/21/21		cis-1,3-Dichloropropene	<	0.5		ug/L	
OU2	W-834-D12	7/21/21		Dibromochloromethane	<	0.5		ug/L	
OU2	W-834-D12	7/21/21		Dichlorodifluoromethane	<	0.5		ug/L	
OU2	W-834-D12	7/21/21		Methylene chloride	<	1		ug/L	
OU2	W-834-D12	7/21/21		Tetrachloroethene	<	0.5		ug/L	
OU2	W-834-D12	7/21/21		trans-1,2-Dichloroethene	<	0.5		ug/L	
OU2	W-834-D12	7/21/21		trans-1,3-Dichloropropene	<	0.5		ug/L	
OU2	W-834-D12	7/21/21		Trichloroethene		16		ug/L	
OU2	W-834-D12	7/21/21		Trichlorofluoromethane	<	0.5		ug/L	
OU2	W-834-D12	7/21/21		Trichlorotrifluoroethane	<	0.5		ug/L	
OU2	W-834-D12	7/21/21		Vinyl chloride	<	0.5		ug/L	
OU2	W-834-D12	7/21/21		C24H52O4Si	<	10		ug/L	
OU2	W-834-D12	10/5/21		1,1-Dichloroethane	<	0.5		ug/L	
OU2	W-834-D12	10/5/21		1,1-Dichloroethene	<	0.5		ug/L	
OU2	W-834-D12	10/5/21		1,1,1-Trichloroethane	<	0.5		ug/L	
OU2	W-834-D12	10/5/21		1,1,2-Trichloroethane	<	0.5		ug/L	
OU2	W-834-D12	10/5/21		1,1,2,2-Tetrachloroethane	<	0.5		ug/L	
OU2	W-834-D12	10/5/21		1,2-Dichlorobenzene	<	0.5		ug/L	
OU2	W-834-D12	10/5/21		1,2-Dichloroethane	<	0.5		ug/L	
OU2	W-834-D12	10/5/21		1,2-Dichloroethene (total)		2		ug/L	
OU2	W-834-D12	10/5/21		1,2-Dichloropropane	<	0.5		ug/L	
OU2	W-834-D12	10/5/21		1,3-Dichlorobenzene	<	0.5		ug/L	
OU2	W-834-D12	10/5/21		1,4-Dichlorobenzene	<	0.5		ug/L	
OU2	W-834-D12	10/5/21		2-Chloroethylvinylether	<	10		ug/L	
OU2	W-834-D12	10/5/21		Bromodichloromethane	<	0.5		ug/L	
OU2	W-834-D12	10/5/21		Bromoform	<	0.5		ug/L	
OU2	W-834-D12	10/5/21		Bromomethane	<	1		ug/L	
OU2	W-834-D12	10/5/21		Carbon tetrachloride	<	0.5		ug/L	
OU2	W-834-D12	10/5/21		Chlorobenzene	<	0.5		ug/L	
OU2	W-834-D12	10/5/21		Chloroethane	<	0.5		ug/L	

Attachment 1. Table 1. Groundwater analytical data, Site 300, 2021.

OU	Location	Date	Sample Type	Parameter	LOS Indicator	Result	Error	Units	QA Flag
OU2	W-834-D12	10/5/21		Chloroform	<	0.5		ug/L	
OU2	W-834-D12	10/5/21		Chloromethane	<	0.5		ug/L	
OU2	W-834-D12	10/5/21		cis-1,2-Dichloroethene		2		ug/L	
OU2	W-834-D12	10/5/21		cis-1,3-Dichloropropene	<	0.5		ug/L	
OU2	W-834-D12	10/5/21		Dibromochloromethane	<	0.5		ug/L	
OU2	W-834-D12	10/5/21		Dichlorodifluoromethane	<	0.5		ug/L	
OU2	W-834-D12	10/5/21		Methylene chloride	<	1		ug/L	
OU2	W-834-D12	10/5/21		Tetrachloroethene	<	0.5		ug/L	
OU2	W-834-D12	10/5/21		trans-1,2-Dichloroethene	<	0.5		ug/L	
OU2	W-834-D12	10/5/21		trans-1,3-Dichloropropene	<	0.5		ug/L	
OU2	W-834-D12	10/5/21		Trichloroethene		17		ug/L	
OU2	W-834-D12	10/5/21		Trichlorofluoromethane	<	0.5		ug/L	
OU2	W-834-D12	10/5/21		Trichlorotrifluoroethane	<	0.5		ug/L	
OU2	W-834-D12	10/5/21		Vinyl chloride	<	0.5		ug/L	
OU2	W-834-D13	3/15/21		Nitrate (as NO3)		27		mg/L	
OU2	W-834-D13	3/15/21		1,1-Dichloroethane	<	0.5		ug/L	
OU2	W-834-D13	3/15/21		1,1-Dichloroethene	<	0.5		ug/L	
OU2	W-834-D13	3/15/21		1,1,1-Trichloroethane	<	0.5		ug/L	
OU2	W-834-D13	3/15/21		1,1,2-Trichloroethane	<	0.5		ug/L	
OU2	W-834-D13	3/15/21		1,1,2,2-Tetrachloroethane	<	0.5		ug/L	
OU2	W-834-D13	3/15/21		1,2-Dichlorobenzene	<	0.5		ug/L	
OU2	W-834-D13	3/15/21		1,2-Dichloroethane	<	0.5		ug/L	
OU2	W-834-D13	3/15/21		1,2-Dichloroethene (total)		13		ug/L	
OU2	W-834-D13	3/15/21		1,2-Dichloropropane	<	0.5		ug/L	
OU2	W-834-D13	3/15/21		1,3-Dichlorobenzene	<	0.5		ug/L	
OU2	W-834-D13	3/15/21		1,4-Dichlorobenzene	<	0.5		ug/L	
OU2	W-834-D13	3/15/21		2-Chloroethylvinylether	<	10		ug/L	
OU2	W-834-D13	3/15/21		Bromodichloromethane	<	0.5		ug/L	
OU2	W-834-D13	3/15/21		Bromoform	<	0.5		ug/L	
OU2	W-834-D13	3/15/21		Bromomethane	<	1		ug/L	
OU2	W-834-D13	3/15/21		Carbon tetrachloride	<	0.5		ug/L	
OU2	W-834-D13	3/15/21		Chlorobenzene	<	0.5		ug/L	
OU2	W-834-D13	3/15/21		Chloroethane	<	0.5		ug/L	
OU2	W-834-D13	3/15/21		Chloroform	<	0.5		ug/L	
OU2	W-834-D13	3/15/21		Chloromethane	<	0.5		ug/L	
OU2	W-834-D13	3/15/21		cis-1,2-Dichloroethene		13		ug/L	
OU2	W-834-D13	3/15/21		cis-1,3-Dichloropropene	<	0.5		ug/L	
OU2	W-834-D13	3/15/21		Dibromochloromethane	<	0.5		ug/L	
OU2	W-834-D13	3/15/21		Dichlorodifluoromethane	<	0.5		ug/L	
OU2	W-834-D13	3/15/21		Methylene chloride	<	1		ug/L	
OU2	W-834-D13	3/15/21		Tetrachloroethene		1.3		ug/L	
OU2	W-834-D13	3/15/21		trans-1,2-Dichloroethene	<	0.5		ug/L	
OU2	W-834-D13	3/15/21		trans-1,3-Dichloropropene	<	0.5		ug/L	
OU2	W-834-D13	3/15/21		Trichloroethene		78		ug/L	
OU2	W-834-D13	3/15/21		Trichlorofluoromethane	<	0.5		ug/L	
OU2	W-834-D13	3/15/21		Trichlorotrifluoroethane	<	0.5		ug/L	
OU2	W-834-D13	3/15/21		Vinyl chloride	<	0.5		ug/L	
OU2	W-834-D13	3/15/21		C24H52O4Si	<	10		ug/L	
OU2	W-834-D13	4/13/21		1,1-Dichloroethane	<	0.5		ug/L	
OU2	W-834-D13	4/13/21		1,1-Dichloroethene	<	0.5		ug/L	
OU2	W-834-D13	4/13/21		1,1,1-Trichloroethane	<	0.5		ug/L	
OU2	W-834-D13	4/13/21		1,1,2-Trichloroethane	<	0.5		ug/L	
OU2	W-834-D13	4/13/21		1,1,2,2-Tetrachloroethane	<	0.5		ug/L	
OU2	W-834-D13	4/13/21		1,2-Dichlorobenzene	<	0.5		ug/L	
OU2	W-834-D13	4/13/21		1,2-Dichloroethane	<	0.5		ug/L	
OU2	W-834-D13	4/13/21		1,2-Dichloroethene (total)		11		ug/L	
OU2	W-834-D13	4/13/21		1,2-Dichloropropane	<	0.5		ug/L	
OU2	W-834-D13	4/13/21		1,3-Dichlorobenzene	<	0.5		ug/L	
OU2	W-834-D13	4/13/21		1,4-Dichlorobenzene	<	0.5		ug/L	
OU2	W-834-D13	4/13/21		2-Chloroethylvinylether	<	10		ug/L	
OU2	W-834-D13	4/13/21		Bromodichloromethane	<	0.5		ug/L	
OU2	W-834-D13	4/13/21		Bromoform	<	0.5		ug/L	
OU2	W-834-D13	4/13/21		Bromomethane	<	1		ug/L	
OU2	W-834-D13	4/13/21		Carbon tetrachloride	<	0.5		ug/L	
OU2	W-834-D13	4/13/21		Chlorobenzene	<	0.5		ug/L	
OU2	W-834-D13	4/13/21		Chloroethane	<	0.5		ug/L	

Attachment 1. Table 1. Groundwater analytical data, Site 300, 2021.

OU	Location	Date	Sample Type	Parameter	LOS Indicator	Result	Error	Units	QA Flag
OU2	W-834-D13	4/13/21		Chloroform	<	0.5		ug/L	
OU2	W-834-D13	4/13/21		Chloromethane	<	0.5		ug/L	
OU2	W-834-D13	4/13/21		cis-1,2-Dichloroethene		11		ug/L	
OU2	W-834-D13	4/13/21		cis-1,3-Dichloropropene	<	0.5		ug/L	
OU2	W-834-D13	4/13/21		Dibromochloromethane	<	0.5		ug/L	
OU2	W-834-D13	4/13/21		Dichlorodifluoromethane	<	0.5		ug/L	
OU2	W-834-D13	4/13/21		Methylene chloride	<	1		ug/L	
OU2	W-834-D13	4/13/21		Tetrachloroethene		0.78		ug/L	
OU2	W-834-D13	4/13/21		trans-1,2-Dichloroethene	<	0.5		ug/L	
OU2	W-834-D13	4/13/21		trans-1,3-Dichloropropene	<	0.5		ug/L	
OU2	W-834-D13	4/13/21		Trichloroethene		53		ug/L	
OU2	W-834-D13	4/13/21		Trichlorofluoromethane	<	0.5		ug/L	
OU2	W-834-D13	4/13/21		Trichlorotrifluoroethane	<	0.5		ug/L	
OU2	W-834-D13	4/13/21		Vinyl chloride	<	0.5		ug/L	
OU2	W-834-D13	7/21/21		1,1-Dichloroethane	<	0.5		ug/L	
OU2	W-834-D13	7/21/21		1,1-Dichloroethene	<	0.5		ug/L	
OU2	W-834-D13	7/21/21		1,1,1-Trichloroethane	<	0.5		ug/L	
OU2	W-834-D13	7/21/21		1,1,2-Trichloroethane	<	0.5		ug/L	
OU2	W-834-D13	7/21/21		1,1,2,2-Tetrachloroethane	<	0.5		ug/L	
OU2	W-834-D13	7/21/21		1,2-Dichlorobenzene	<	0.5		ug/L	
OU2	W-834-D13	7/21/21		1,2-Dichloroethane	<	0.5		ug/L	
OU2	W-834-D13	7/21/21		1,2-Dichloroethene (total)		46		ug/L	
OU2	W-834-D13	7/21/21		1,2-Dichloropropane	<	0.5		ug/L	
OU2	W-834-D13	7/21/21		1,3-Dichlorobenzene	<	0.5		ug/L	
OU2	W-834-D13	7/21/21		1,4-Dichlorobenzene	<	0.5		ug/L	
OU2	W-834-D13	7/21/21		2-Chloroethylvinylether	<	10		ug/L	
OU2	W-834-D13	7/21/21		Bromodichloromethane	<	0.5		ug/L	
OU2	W-834-D13	7/21/21		Bromoform	<	0.5		ug/L	
OU2	W-834-D13	7/21/21		Bromomethane	<	1		ug/L	
OU2	W-834-D13	7/21/21		Carbon tetrachloride	<	0.5		ug/L	
OU2	W-834-D13	7/21/21		Chlorobenzene	<	0.5		ug/L	
OU2	W-834-D13	7/21/21		Chloroethane	<	0.5		ug/L	
OU2	W-834-D13	7/21/21		Chloroform	<	0.5		ug/L	
OU2	W-834-D13	7/21/21		Chloromethane	<	0.5		ug/L	
OU2	W-834-D13	7/21/21		cis-1,2-Dichloroethene		46		ug/L	
OU2	W-834-D13	7/21/21		cis-1,3-Dichloropropene	<	0.5		ug/L	
OU2	W-834-D13	7/21/21		Dibromochloromethane	<	0.5		ug/L	
OU2	W-834-D13	7/21/21		Dichlorodifluoromethane	<	0.5		ug/L	
OU2	W-834-D13	7/21/21		Methylene chloride	<	1		ug/L	
OU2	W-834-D13	7/21/21		Tetrachloroethene		1.2		ug/L	
OU2	W-834-D13	7/21/21		trans-1,2-Dichloroethene	<	0.5		ug/L	
OU2	W-834-D13	7/21/21		trans-1,3-Dichloropropene	<	0.5		ug/L	
OU2	W-834-D13	7/21/21		Trichloroethene		180		ug/L	D
OU2	W-834-D13	7/21/21		Trichlorofluoromethane	<	0.5		ug/L	
OU2	W-834-D13	7/21/21		Trichlorotrifluoroethane	<	0.5		ug/L	
OU2	W-834-D13	7/21/21		Vinyl chloride	<	0.5		ug/L	
OU2	W-834-D13	7/21/21		C24H52O4Si	<	10		ug/L	
OU2	W-834-D13	10/5/21		1,1-Dichloroethane	<	0.5		ug/L	
OU2	W-834-D13	10/5/21		1,1-Dichloroethene		1.7		ug/L	
OU2	W-834-D13	10/5/21		1,1,1-Trichloroethane	<	0.5		ug/L	
OU2	W-834-D13	10/5/21		1,1,2-Trichloroethane		1.8		ug/L	
OU2	W-834-D13	10/5/21		1,1,2,2-Tetrachloroethane	<	0.5		ug/L	
OU2	W-834-D13	10/5/21		1,2-Dichlorobenzene	<	0.5		ug/L	
OU2	W-834-D13	10/5/21		1,2-Dichloroethane	<	0.5		ug/L	
OU2	W-834-D13	10/5/21		1,2-Dichloroethene (total)		2000		ug/L	D
OU2	W-834-D13	10/5/21		1,2-Dichloropropane	<	0.5		ug/L	
OU2	W-834-D13	10/5/21		1,3-Dichlorobenzene	<	0.5		ug/L	
OU2	W-834-D13	10/5/21		1,4-Dichlorobenzene	<	0.5		ug/L	
OU2	W-834-D13	10/5/21		2-Chloroethylvinylether	<	10		ug/L	
OU2	W-834-D13	10/5/21		Bromodichloromethane	<	0.5		ug/L	
OU2	W-834-D13	10/5/21		Bromoform	<	0.5		ug/L	
OU2	W-834-D13	10/5/21		Bromomethane	<	1		ug/L	
OU2	W-834-D13	10/5/21		Carbon tetrachloride	<	0.5		ug/L	
OU2	W-834-D13	10/5/21		Chlorobenzene	<	0.5		ug/L	
OU2	W-834-D13	10/5/21		Chloroethane	<	0.5		ug/L	
OU2	W-834-D13	10/5/21		Chloroform		0.6		ug/L	

Attachment 1. Table 1. Groundwater analytical data, Site 300, 2021.

OU	Location	Date	Sample Type	Parameter	LOS Indicator	Result	Error	Units	QA Flag
OU2	W-834-D13	10/5/21		Chloromethane	<	0.5		ug/L	
OU2	W-834-D13	10/5/21		cis-1,2-Dichloroethene		2000		ug/L	D
OU2	W-834-D13	10/5/21		cis-1,3-Dichloropropene	<	0.5		ug/L	
OU2	W-834-D13	10/5/21		Dibromochloromethane	<	0.5		ug/L	
OU2	W-834-D13	10/5/21		Dichlorodifluoromethane	<	0.5		ug/L	
OU2	W-834-D13	10/5/21		Methylene chloride	<	1		ug/L	
OU2	W-834-D13	10/5/21		Tetrachloroethene		31		ug/L	
OU2	W-834-D13	10/5/21		trans-1,2-Dichloroethene	<	25		ug/L	D
OU2	W-834-D13	10/5/21		trans-1,3-Dichloropropene	<	0.5		ug/L	
OU2	W-834-D13	10/5/21		Trichloroethene		4200		ug/L	D
OU2	W-834-D13	10/5/21		Trichlorofluoromethane	<	0.5		ug/L	
OU2	W-834-D13	10/5/21		Trichlorotrifluoroethane	<	0.5		ug/L	
OU2	W-834-D13	10/5/21		Vinyl chloride		0.68		ug/L	
OU2	W-834-D14	2/24/21		Nitrate (as NO3)		11		mg/L	
OU2	W-834-D14	2/24/21		1,1-Dichloroethane	<	2.5		ug/L	D
OU2	W-834-D14	2/24/21		1,1-Dichloroethene		4.3		ug/L	D
OU2	W-834-D14	2/24/21		1,1,1-Trichloroethane	<	2.5		ug/L	D
OU2	W-834-D14	2/24/21		1,1,2-Trichloroethane	<	2.5		ug/L	D
OU2	W-834-D14	2/24/21		1,1,2,2-Tetrachloroethane	<	2.5		ug/L	D
OU2	W-834-D14	2/24/21		1,2-Dichlorobenzene	<	2.5		ug/L	D
OU2	W-834-D14	2/24/21		1,2-Dichloroethane	<	2.5		ug/L	D
OU2	W-834-D14	2/24/21		1,2-Dichloroethene (total)		4500		ug/L	D
OU2	W-834-D14	2/24/21		1,2-Dichloropropane	<	2.5		ug/L	D
OU2	W-834-D14	2/24/21		1,3-Dichlorobenzene	<	2.5		ug/L	D
OU2	W-834-D14	2/24/21		1,4-Dichlorobenzene	<	2.5		ug/L	D
OU2	W-834-D14	2/24/21		2-Chloroethylvinylether	<	50		ug/L	D
OU2	W-834-D14	2/24/21		Bromodichloromethane	<	2.5		ug/L	D
OU2	W-834-D14	2/24/21		Bromoform	<	2.5		ug/L	D
OU2	W-834-D14	2/24/21		Bromomethane	<	5		ug/L	D
OU2	W-834-D14	2/24/21		Carbon tetrachloride	<	2.5		ug/L	D
OU2	W-834-D14	2/24/21		Chlorobenzene	<	2.5		ug/L	D
OU2	W-834-D14	2/24/21		Chloroethane	<	2.5		ug/L	D
OU2	W-834-D14	2/24/21		Chloroform	<	2.5		ug/L	D
OU2	W-834-D14	2/24/21		Chloromethane	<	2.5		ug/L	D
OU2	W-834-D14	2/24/21		cis-1,2-Dichloroethene		4500		ug/L	D
OU2	W-834-D14	2/24/21		cis-1,3-Dichloropropene	<	2.5		ug/L	D
OU2	W-834-D14	2/24/21		Dibromochloromethane	<	2.5		ug/L	D
OU2	W-834-D14	2/24/21		Dichlorodifluoromethane	<	2.5		ug/L	D
OU2	W-834-D14	2/24/21		Methylene chloride	<	5		ug/L	D
OU2	W-834-D14	2/24/21		Tetrachloroethene		7.2		ug/L	D
OU2	W-834-D14	2/24/21		trans-1,2-Dichloroethene	<	100		ug/L	D
OU2	W-834-D14	2/24/21		trans-1,3-Dichloropropene	<	2.5		ug/L	D
OU2	W-834-D14	2/24/21		Trichloroethene		3800		ug/L	D
OU2	W-834-D14	2/24/21		Trichlorofluoromethane	<	2.5		ug/L	D
OU2	W-834-D14	2/24/21		Trichlorotrifluoroethane	<	2.5		ug/L	D
OU2	W-834-D14	2/24/21		Vinyl chloride		6.1		ug/L	D
OU2	W-834-D14	2/24/21		Field Oxidation Potential (Eh)		214		mVolts	
OU2	W-834-D14	2/24/21		Field pH		8.35		Units	
OU2	W-834-D14	2/24/21		Field Specific Conductance		801.1		umhos/cm	
OU2	W-834-D14	2/24/21		Field Temperature		19.8		Degrees C	
OU2	W-834-D3	2/25/21		Nitrate (as NO3)	<	0.5		mg/L	
OU2	W-834-D3	2/25/21		1,1-Dichloroethane	<	0.5		ug/L	
OU2	W-834-D3	2/25/21		1,1-Dichloroethene		1.2		ug/L	
OU2	W-834-D3	2/25/21		1,1,1-Trichloroethane	<	0.5		ug/L	
OU2	W-834-D3	2/25/21		1,1,2-Trichloroethane	<	0.5		ug/L	
OU2	W-834-D3	2/25/21		1,1,2,2-Tetrachloroethane	<	0.5		ug/L	
OU2	W-834-D3	2/25/21		1,2-Dichlorobenzene	<	0.5		ug/L	
OU2	W-834-D3	2/25/21		1,2-Dichloroethane	<	0.5		ug/L	
OU2	W-834-D3	2/25/21		1,2-Dichloroethene (total)		66		ug/L	
OU2	W-834-D3	2/25/21		1,2-Dichloropropane	<	0.5		ug/L	
OU2	W-834-D3	2/25/21		1,3-Dichlorobenzene	<	0.5		ug/L	
OU2	W-834-D3	2/25/21		1,4-Dichlorobenzene	<	0.5		ug/L	
OU2	W-834-D3	2/25/21		2-Chloroethylvinylether	<	10		ug/L	
OU2	W-834-D3	2/25/21		Bromodichloromethane	<	0.5		ug/L	
OU2	W-834-D3	2/25/21		Bromoform	<	0.5		ug/L	
OU2	W-834-D3	2/25/21		Bromomethane	<	1		ug/L	

Attachment 1. Table 1. Groundwater analytical data, Site 300, 2021.

OU	Location	Date	Sample Type	Parameter	LOS Indicator	Result	Error	Units	QA Flag
OU2	W-834-D3	2/25/21		Carbon tetrachloride	<	0.5		ug/L	
OU2	W-834-D3	2/25/21		Chlorobenzene	<	0.5		ug/L	
OU2	W-834-D3	2/25/21		Chloroethane	<	0.5		ug/L	
OU2	W-834-D3	2/25/21		Chloroform	<	0.5		ug/L	
OU2	W-834-D3	2/25/21		Chloromethane	<	0.5		ug/L	
OU2	W-834-D3	2/25/21		cis-1,2-Dichloroethene		64		ug/L	
OU2	W-834-D3	2/25/21		cis-1,3-Dichloropropene	<	0.5		ug/L	
OU2	W-834-D3	2/25/21		Dibromochloromethane	<	0.5		ug/L	
OU2	W-834-D3	2/25/21		Dichlorodifluoromethane	<	0.5		ug/L	
OU2	W-834-D3	2/25/21		Methylene chloride	<	1		ug/L	
OU2	W-834-D3	2/25/21		Tetrachloroethene		1.5		ug/L	
OU2	W-834-D3	2/25/21		trans-1,2-Dichloroethene		2.5		ug/L	
OU2	W-834-D3	2/25/21		trans-1,3-Dichloropropene	<	0.5		ug/L	
OU2	W-834-D3	2/25/21		Trichloroethene		160		ug/L	D
OU2	W-834-D3	2/25/21		Trichlorofluoromethane	<	0.5		ug/L	
OU2	W-834-D3	2/25/21		Trichlorotrifluoroethane	<	0.5		ug/L	
OU2	W-834-D3	2/25/21		Vinyl chloride		57		ug/L	
OU2	W-834-D3	2/25/21		Field Oxidation Potential (Eh)		63		mVolts	
OU2	W-834-D3	2/25/21		Field pH		8.15		Units	
OU2	W-834-D3	2/25/21		Field Specific Conductance		873.5		umhos/cm	
OU2	W-834-D3	2/25/21		Field Temperature		16.2		Degrees C	
OU2	W-834-D3	2/25/21		C24H52O4Si		600		ug/L	D
OU2	W-834-D4	3/15/21		Nitrate (as NO3)		0.65		mg/L	
OU2	W-834-D4	3/15/21		1,1-Dichloroethane	<	0.5		ug/L	
OU2	W-834-D4	3/15/21		1,1-Dichloroethene	<	0.5		ug/L	
OU2	W-834-D4	3/15/21		1,1,1-Trichloroethane	<	0.5		ug/L	
OU2	W-834-D4	3/15/21		1,1,2-Trichloroethane	<	0.5		ug/L	
OU2	W-834-D4	3/15/21		1,1,2,2-Tetrachloroethane	<	0.5		ug/L	
OU2	W-834-D4	3/15/21		1,2-Dichlorobenzene	<	0.5		ug/L	
OU2	W-834-D4	3/15/21		1,2-Dichloroethane	<	0.5		ug/L	
OU2	W-834-D4	3/15/21		1,2-Dichloroethene (total)		40		ug/L	
OU2	W-834-D4	3/15/21		1,2-Dichloropropane	<	0.5		ug/L	
OU2	W-834-D4	3/15/21		1,3-Dichlorobenzene	<	0.5		ug/L	
OU2	W-834-D4	3/15/21		1,4-Dichlorobenzene	<	0.5		ug/L	
OU2	W-834-D4	3/15/21		2-Chloroethylvinylether	<	10		ug/L	
OU2	W-834-D4	3/15/21		Bromodichloromethane	<	0.5		ug/L	
OU2	W-834-D4	3/15/21		Bromoform	<	0.5		ug/L	
OU2	W-834-D4	3/15/21		Bromomethane	<	1		ug/L	
OU2	W-834-D4	3/15/21		Carbon tetrachloride	<	0.5		ug/L	
OU2	W-834-D4	3/15/21		Chlorobenzene	<	0.5		ug/L	
OU2	W-834-D4	3/15/21		Chloroethane	<	0.5		ug/L	
OU2	W-834-D4	3/15/21		Chloroform	<	0.5		ug/L	
OU2	W-834-D4	3/15/21		Chloromethane	<	0.5		ug/L	
OU2	W-834-D4	3/15/21		cis-1,2-Dichloroethene		39		ug/L	
OU2	W-834-D4	3/15/21		cis-1,3-Dichloropropene	<	0.5		ug/L	
OU2	W-834-D4	3/15/21		Dibromochloromethane	<	0.5		ug/L	
OU2	W-834-D4	3/15/21		Dichlorodifluoromethane	<	0.5		ug/L	
OU2	W-834-D4	3/15/21		Methylene chloride	<	1		ug/L	
OU2	W-834-D4	3/15/21		Tetrachloroethene		0.65		ug/L	
OU2	W-834-D4	3/15/21		trans-1,2-Dichloroethene		0.82		ug/L	
OU2	W-834-D4	3/15/21		trans-1,3-Dichloropropene	<	0.5		ug/L	
OU2	W-834-D4	3/15/21		Trichloroethene		71		ug/L	
OU2	W-834-D4	3/15/21		Trichlorofluoromethane	<	0.5		ug/L	
OU2	W-834-D4	3/15/21		Trichlorotrifluoroethane	<	0.5		ug/L	
OU2	W-834-D4	3/15/21		Vinyl chloride		15		ug/L	
OU2	W-834-D4	3/15/21		C24H52O4Si		28		ug/L	D
OU2	W-834-D4	4/13/21		1,1-Dichloroethane	<	0.5		ug/L	
OU2	W-834-D4	4/13/21		1,1-Dichloroethene	<	0.5		ug/L	
OU2	W-834-D4	4/13/21		1,1,1-Trichloroethane	<	0.5		ug/L	
OU2	W-834-D4	4/13/21		1,1,2-Trichloroethane	<	0.5		ug/L	
OU2	W-834-D4	4/13/21		1,1,2,2-Tetrachloroethane	<	0.5		ug/L	
OU2	W-834-D4	4/13/21		1,2-Dichlorobenzene	<	0.5		ug/L	
OU2	W-834-D4	4/13/21		1,2-Dichloroethane	<	0.5		ug/L	
OU2	W-834-D4	4/13/21		1,2-Dichloroethene (total)		1.2		ug/L	
OU2	W-834-D4	4/13/21		1,2-Dichloropropane	<	0.5		ug/L	
OU2	W-834-D4	4/13/21		1,3-Dichlorobenzene	<	0.5		ug/L	

Attachment 1. Table 1. Groundwater analytical data, Site 300, 2021.

OU	Location	Date	Sample Type	Parameter	LOS Indicator	Result	Error	Units	QA Flag
OU2	W-834-D4	4/13/21		1,4-Dichlorobenzene	<	0.5		ug/L	
OU2	W-834-D4	4/13/21		2-Chloroethylvinylether	<	10		ug/L	
OU2	W-834-D4	4/13/21		Bromodichloromethane	<	0.5		ug/L	
OU2	W-834-D4	4/13/21		Bromoform	<	0.5		ug/L	
OU2	W-834-D4	4/13/21		Bromomethane	<	1		ug/L	
OU2	W-834-D4	4/13/21		Carbon tetrachloride	<	0.5		ug/L	
OU2	W-834-D4	4/13/21		Chlorobenzene	<	0.5		ug/L	
OU2	W-834-D4	4/13/21		Chloroethane	<	0.5		ug/L	
OU2	W-834-D4	4/13/21		Chloroform	<	0.5		ug/L	
OU2	W-834-D4	4/13/21		Chloromethane	<	0.5		ug/L	
OU2	W-834-D4	4/13/21		cis-1,2-Dichloroethene		1.2		ug/L	
OU2	W-834-D4	4/13/21		cis-1,3-Dichloropropene	<	0.5		ug/L	
OU2	W-834-D4	4/13/21		Dibromochloromethane	<	0.5		ug/L	
OU2	W-834-D4	4/13/21		Dichlorodifluoromethane	<	0.5		ug/L	
OU2	W-834-D4	4/13/21		Methylene chloride	<	1		ug/L	
OU2	W-834-D4	4/13/21		Tetrachloroethene	<	0.5		ug/L	
OU2	W-834-D4	4/13/21		trans-1,2-Dichloroethene	<	0.5		ug/L	
OU2	W-834-D4	4/13/21		trans-1,3-Dichloropropene	<	0.5		ug/L	
OU2	W-834-D4	4/13/21		Trichloroethene		9.8		ug/L	
OU2	W-834-D4	4/13/21		Trichlorofluoromethane	<	0.5		ug/L	
OU2	W-834-D4	4/13/21		Trichlorotrifluoroethane	<	0.5		ug/L	
OU2	W-834-D4	4/13/21		Vinyl chloride	<	0.5		ug/L	
OU2	W-834-D4	7/21/21		1,1-Dichloroethane	<	0.5		ug/L	
OU2	W-834-D4	7/21/21		1,1-Dichloroethene	<	0.5		ug/L	
OU2	W-834-D4	7/21/21		1,1,1-Trichloroethane	<	0.5		ug/L	
OU2	W-834-D4	7/21/21		1,1,2-Trichloroethane	<	0.5		ug/L	
OU2	W-834-D4	7/21/21		1,1,2,2-Tetrachloroethane	<	0.5		ug/L	
OU2	W-834-D4	7/21/21		1,2-Dichlorobenzene	<	0.5		ug/L	
OU2	W-834-D4	7/21/21		1,2-Dichloroethane	<	0.5		ug/L	
OU2	W-834-D4	7/21/21		1,2-Dichloroethene (total)		2.5		ug/L	
OU2	W-834-D4	7/21/21		1,2-Dichloropropane	<	0.5		ug/L	
OU2	W-834-D4	7/21/21		1,3-Dichlorobenzene	<	0.5		ug/L	
OU2	W-834-D4	7/21/21		1,4-Dichlorobenzene	<	0.5		ug/L	
OU2	W-834-D4	7/21/21		2-Chloroethylvinylether	<	10		ug/L	
OU2	W-834-D4	7/21/21		Bromodichloromethane	<	0.5		ug/L	
OU2	W-834-D4	7/21/21		Bromoform	<	0.5		ug/L	
OU2	W-834-D4	7/21/21		Bromomethane	<	1		ug/L	
OU2	W-834-D4	7/21/21		Carbon tetrachloride	<	0.5		ug/L	
OU2	W-834-D4	7/21/21		Chlorobenzene	<	0.5		ug/L	
OU2	W-834-D4	7/21/21		Chloroethane	<	0.5		ug/L	
OU2	W-834-D4	7/21/21		Chloroform	<	0.5		ug/L	
OU2	W-834-D4	7/21/21		Chloromethane	<	0.5		ug/L	
OU2	W-834-D4	7/21/21		cis-1,2-Dichloroethene		2.5		ug/L	
OU2	W-834-D4	7/21/21		cis-1,3-Dichloropropene	<	0.5		ug/L	
OU2	W-834-D4	7/21/21		Dibromochloromethane	<	0.5		ug/L	
OU2	W-834-D4	7/21/21		Dichlorodifluoromethane	<	0.5		ug/L	
OU2	W-834-D4	7/21/21		Methylene chloride	<	1		ug/L	
OU2	W-834-D4	7/21/21		Tetrachloroethene	<	0.5		ug/L	
OU2	W-834-D4	7/21/21		trans-1,2-Dichloroethene	<	0.5		ug/L	
OU2	W-834-D4	7/21/21		trans-1,3-Dichloropropene	<	0.5		ug/L	
OU2	W-834-D4	7/21/21		Trichloroethene		39		ug/L	
OU2	W-834-D4	7/21/21		Trichlorofluoromethane	<	0.5		ug/L	
OU2	W-834-D4	7/21/21		Trichlorotrifluoroethane	<	0.5		ug/L	
OU2	W-834-D4	7/21/21		Vinyl chloride	<	0.5		ug/L	
OU2	W-834-D4	7/21/21		C24H52O4Si		230		ug/L	
OU2	W-834-D4	10/5/21		1,1-Dichloroethane	<	0.5		ug/L	
OU2	W-834-D4	10/5/21		1,1-Dichloroethene		1.5		ug/L	
OU2	W-834-D4	10/5/21		1,1,1-Trichloroethane	<	0.5		ug/L	
OU2	W-834-D4	10/5/21		1,1,2-Trichloroethane		2.5		ug/L	
OU2	W-834-D4	10/5/21		1,1,2,2-Tetrachloroethane	<	0.5		ug/L	
OU2	W-834-D4	10/5/21		1,2-Dichlorobenzene	<	0.5		ug/L	
OU2	W-834-D4	10/5/21		1,2-Dichloroethane	<	0.5		ug/L	
OU2	W-834-D4	10/5/21		1,2-Dichloroethene (total)		660		ug/L	D
OU2	W-834-D4	10/5/21		1,2-Dichloropropane	<	0.5		ug/L	
OU2	W-834-D4	10/5/21		1,3-Dichlorobenzene	<	0.5		ug/L	
OU2	W-834-D4	10/5/21		1,4-Dichlorobenzene	<	0.5		ug/L	

Attachment 1. Table 1. Groundwater analytical data, Site 300, 2021.

OU	Location	Date	Sample Type	Parameter	LOS Indicator	Result	Error	Units	QA Flag
OU2	W-834-D4	10/5/21		2-Chloroethylvinylether	<	10		ug/L	
OU2	W-834-D4	10/5/21		Bromodichloromethane	<	0.5		ug/L	
OU2	W-834-D4	10/5/21		Bromoform	<	0.5		ug/L	
OU2	W-834-D4	10/5/21		Bromomethane	<	1		ug/L	
OU2	W-834-D4	10/5/21		Carbon tetrachloride	<	0.5		ug/L	
OU2	W-834-D4	10/5/21		Chlorobenzene	<	0.5		ug/L	
OU2	W-834-D4	10/5/21		Chloroethane	<	0.5		ug/L	
OU2	W-834-D4	10/5/21		Chloroform		0.59		ug/L	
OU2	W-834-D4	10/5/21		Chloromethane	<	0.5		ug/L	
OU2	W-834-D4	10/5/21		cis-1,2-Dichloroethene		660		ug/L	D
OU2	W-834-D4	10/5/21		cis-1,3-Dichloropropene	<	0.5		ug/L	
OU2	W-834-D4	10/5/21		Dibromochloromethane	<	0.5		ug/L	
OU2	W-834-D4	10/5/21		Dichlorodifluoromethane	<	0.5		ug/L	
OU2	W-834-D4	10/5/21		Methylene chloride	<	1		ug/L	
OU2	W-834-D4	10/5/21		Tetrachloroethene		9.6		ug/L	
OU2	W-834-D4	10/5/21		trans-1,2-Dichloroethene	<	25		ug/L	D
OU2	W-834-D4	10/5/21		trans-1,3-Dichloropropene	<	0.5		ug/L	
OU2	W-834-D4	10/5/21		Trichloroethene		4600		ug/L	D
OU2	W-834-D4	10/5/21		Trichlorofluoromethane	<	0.5		ug/L	
OU2	W-834-D4	10/5/21		Trichlorotrifluoroethane	<	0.5		ug/L	
OU2	W-834-D4	10/5/21		Vinyl chloride	<	0.5		ug/L	
OU2	W-834-D5	3/15/21		Nitrate (as NO3)	<	0.5		mg/L	
OU2	W-834-D5	3/15/21		1,1-Dichloroethane	<	0.5		ug/L	
OU2	W-834-D5	3/15/21		1,1-Dichloroethene		11		ug/L	
OU2	W-834-D5	3/15/21		1,1,1-Trichloroethane	<	0.5		ug/L	
OU2	W-834-D5	3/15/21		1,1,2-Trichloroethane	<	0.5		ug/L	
OU2	W-834-D5	3/15/21		1,1,2,2-Tetrachloroethane	<	0.5		ug/L	
OU2	W-834-D5	3/15/21		1,2-Dichlorobenzene	<	0.5		ug/L	
OU2	W-834-D5	3/15/21		1,2-Dichloroethane		0.99		ug/L	
OU2	W-834-D5	3/15/21		1,2-Dichloroethene (total)		6400		ug/L	D
OU2	W-834-D5	3/15/21		1,2-Dichloropropane	<	0.5		ug/L	
OU2	W-834-D5	3/15/21		1,3-Dichlorobenzene	<	0.5		ug/L	
OU2	W-834-D5	3/15/21		1,4-Dichlorobenzene	<	0.5		ug/L	
OU2	W-834-D5	3/15/21		2-Chloroethylvinylether	<	10		ug/L	
OU2	W-834-D5	3/15/21		Bromodichloromethane	<	0.5		ug/L	
OU2	W-834-D5	3/15/21		Bromoform	<	0.5		ug/L	
OU2	W-834-D5	3/15/21		Bromomethane	<	1		ug/L	
OU2	W-834-D5	3/15/21		Carbon tetrachloride	<	0.5		ug/L	
OU2	W-834-D5	3/15/21		Chlorobenzene	<	0.5		ug/L	
OU2	W-834-D5	3/15/21		Chloroethane	<	0.5		ug/L	
OU2	W-834-D5	3/15/21		Chloroform	<	0.5		ug/L	
OU2	W-834-D5	3/15/21		Chloromethane	<	0.5		ug/L	
OU2	W-834-D5	3/15/21		cis-1,2-Dichloroethene		6400		ug/L	D
OU2	W-834-D5	3/15/21		cis-1,3-Dichloropropene	<	0.5		ug/L	
OU2	W-834-D5	3/15/21		Dibromochloromethane	<	0.5		ug/L	
OU2	W-834-D5	3/15/21		Dichlorodifluoromethane	<	0.5		ug/L	
OU2	W-834-D5	3/15/21		Methylene chloride	<	1		ug/L	
OU2	W-834-D5	3/15/21		Tetrachloroethene		0.52		ug/L	
OU2	W-834-D5	3/15/21		trans-1,2-Dichloroethene	<	50		ug/L	D
OU2	W-834-D5	3/15/21		trans-1,3-Dichloropropene	<	0.5		ug/L	
OU2	W-834-D5	3/15/21		Trichloroethene		2000		ug/L	D
OU2	W-834-D5	3/15/21		Trichlorofluoromethane	<	0.5		ug/L	
OU2	W-834-D5	3/15/21		Trichlorotrifluoroethane	<	0.5		ug/L	
OU2	W-834-D5	3/15/21		Vinyl chloride		170		ug/L	D
OU2	W-834-D5	3/15/21		C24H52O4Si	<	10		ug/L	
OU2	W-834-D5	4/13/21		1,1-Dichloroethane	<	2.5		ug/L	D
OU2	W-834-D5	4/13/21		1,1-Dichloroethene	<	2.5		ug/L	D
OU2	W-834-D5	4/13/21		1,1,1-Trichloroethane	<	2.5		ug/L	D
OU2	W-834-D5	4/13/21		1,1,2-Trichloroethane	<	2.5		ug/L	D
OU2	W-834-D5	4/13/21		1,1,2,2-Tetrachloroethane	<	2.5		ug/L	D
OU2	W-834-D5	4/13/21		1,2-Dichlorobenzene	<	2.5		ug/L	D
OU2	W-834-D5	4/13/21		1,2-Dichloroethane	<	2.5		ug/L	D
OU2	W-834-D5	4/13/21		1,2-Dichloroethene (total)		1300		ug/L	D
OU2	W-834-D5	4/13/21		1,2-Dichloropropane	<	2.5		ug/L	D
OU2	W-834-D5	4/13/21		1,3-Dichlorobenzene	<	2.5		ug/L	D
OU2	W-834-D5	4/13/21		1,4-Dichlorobenzene	<	2.5		ug/L	D

Attachment 1. Table 1. Groundwater analytical data, Site 300, 2021.

OU	Location	Date	Sample Type	Parameter	LOS Indicator	Result	Error	Units	QA Flag
OU2	W-834-D5	4/13/21		2-Chloroethylvinylether	<	50		ug/L	D
OU2	W-834-D5	4/13/21		Bromodichloromethane	<	2.5		ug/L	D
OU2	W-834-D5	4/13/21		Bromoform	<	2.5		ug/L	D
OU2	W-834-D5	4/13/21		Bromomethane	<	5		ug/L	D
OU2	W-834-D5	4/13/21		Carbon tetrachloride	<	2.5		ug/L	D
OU2	W-834-D5	4/13/21		Chlorobenzene	<	2.5		ug/L	D
OU2	W-834-D5	4/13/21		Chloroethane	<	2.5		ug/L	D
OU2	W-834-D5	4/13/21		Chloroform	<	2.5		ug/L	D
OU2	W-834-D5	4/13/21		Chloromethane	<	2.5		ug/L	D
OU2	W-834-D5	4/13/21		cis-1,2-Dichloroethene		1300		ug/L	D
OU2	W-834-D5	4/13/21		cis-1,3-Dichloropropene	<	2.5		ug/L	D
OU2	W-834-D5	4/13/21		Dibromochloromethane	<	2.5		ug/L	D
OU2	W-834-D5	4/13/21		Dichlorodifluoromethane	<	2.5		ug/L	D
OU2	W-834-D5	4/13/21		Methylene chloride	<	5		ug/L	D
OU2	W-834-D5	4/13/21		Tetrachloroethene	<	2.5		ug/L	D
OU2	W-834-D5	4/13/21		trans-1,2-Dichloroethene	<	12		ug/L	D
OU2	W-834-D5	4/13/21		trans-1,3-Dichloropropene	<	2.5		ug/L	D
OU2	W-834-D5	4/13/21		Trichloroethene		86		ug/L	D
OU2	W-834-D5	4/13/21		Trichlorofluoromethane	<	2.5		ug/L	D
OU2	W-834-D5	4/13/21		Trichlorotrifluoroethane	<	2.5		ug/L	D
OU2	W-834-D5	4/13/21		Vinyl chloride	<	2.5		ug/L	D
OU2	W-834-D5	7/21/21		1,1-Dichloroethane	<	0.5		ug/L	
OU2	W-834-D5	7/21/21		1,1-Dichloroethene	<	0.5		ug/L	
OU2	W-834-D5	7/21/21		1,1,1-Trichloroethane	<	0.5		ug/L	
OU2	W-834-D5	7/21/21		1,1,2-Trichloroethane	<	0.5		ug/L	
OU2	W-834-D5	7/21/21		1,1,2,2-Tetrachloroethane	<	0.5		ug/L	
OU2	W-834-D5	7/21/21		1,2-Dichlorobenzene	<	0.5		ug/L	
OU2	W-834-D5	7/21/21		1,2-Dichloroethane	<	0.5		ug/L	
OU2	W-834-D5	7/21/21		1,2-Dichloroethene (total)		320		ug/L	D
OU2	W-834-D5	7/21/21		1,2-Dichloropropane	<	0.5		ug/L	
OU2	W-834-D5	7/21/21		1,3-Dichlorobenzene	<	0.5		ug/L	
OU2	W-834-D5	7/21/21		1,4-Dichlorobenzene	<	0.5		ug/L	
OU2	W-834-D5	7/21/21		2-Chloroethylvinylether	<	10		ug/L	
OU2	W-834-D5	7/21/21		Bromodichloromethane	<	0.5		ug/L	
OU2	W-834-D5	7/21/21		Bromoform	<	0.5		ug/L	
OU2	W-834-D5	7/21/21		Bromomethane	<	1		ug/L	
OU2	W-834-D5	7/21/21		Carbon tetrachloride	<	0.5		ug/L	
OU2	W-834-D5	7/21/21		Chlorobenzene	<	0.5		ug/L	
OU2	W-834-D5	7/21/21		Chloroethane	<	0.5		ug/L	
OU2	W-834-D5	7/21/21		Chloroform	<	0.5		ug/L	
OU2	W-834-D5	7/21/21		Chloromethane	<	0.5		ug/L	
OU2	W-834-D5	7/21/21		cis-1,2-Dichloroethene		320		ug/L	D
OU2	W-834-D5	7/21/21		cis-1,3-Dichloropropene	<	0.5		ug/L	
OU2	W-834-D5	7/21/21		Dibromochloromethane	<	0.5		ug/L	
OU2	W-834-D5	7/21/21		Dichlorodifluoromethane	<	0.5		ug/L	
OU2	W-834-D5	7/21/21		Methylene chloride	<	1		ug/L	
OU2	W-834-D5	7/21/21		Tetrachloroethene	<	0.5		ug/L	
OU2	W-834-D5	7/21/21		trans-1,2-Dichloroethene	<	25		ug/L	D
OU2	W-834-D5	7/21/21		trans-1,3-Dichloropropene	<	0.5		ug/L	
OU2	W-834-D5	7/21/21		Trichloroethene		23		ug/L	
OU2	W-834-D5	7/21/21		Trichlorofluoromethane	<	0.5		ug/L	
OU2	W-834-D5	7/21/21		Trichlorotrifluoroethane	<	0.5		ug/L	
OU2	W-834-D5	7/21/21		Vinyl chloride	<	0.5		ug/L	
OU2	W-834-D5	10/5/21		1,1-Dichloroethane	<	0.5		ug/L	
OU2	W-834-D5	10/5/21		1,1-Dichloroethene	<	0.5		ug/L	
OU2	W-834-D5	10/5/21		1,1,1-Trichloroethane	<	0.5		ug/L	
OU2	W-834-D5	10/5/21		1,1,2-Trichloroethane	<	0.5		ug/L	
OU2	W-834-D5	10/5/21		1,1,2,2-Tetrachloroethane	<	0.5		ug/L	
OU2	W-834-D5	10/5/21		1,2-Dichlorobenzene	<	0.5		ug/L	
OU2	W-834-D5	10/5/21		1,2-Dichloroethane	<	0.5		ug/L	
OU2	W-834-D5	10/5/21		1,2-Dichloroethene (total)		45		ug/L	
OU2	W-834-D5	10/5/21		1,2-Dichloropropane	<	0.5		ug/L	
OU2	W-834-D5	10/5/21		1,3-Dichlorobenzene	<	0.5		ug/L	
OU2	W-834-D5	10/5/21		1,4-Dichlorobenzene	<	0.5		ug/L	
OU2	W-834-D5	10/5/21		2-Chloroethylvinylether	<	10		ug/L	
OU2	W-834-D5	10/5/21		Bromodichloromethane	<	0.5		ug/L	

Attachment 1. Table 1. Groundwater analytical data, Site 300, 2021.

OU	Location	Date	Sample Type	Parameter	LOS Indicator	Result	Error	Units	QA Flag
OU2	W-834-D5	10/5/21		Bromoform	<	0.5		ug/L	
OU2	W-834-D5	10/5/21		Bromomethane	<	1		ug/L	
OU2	W-834-D5	10/5/21		Carbon tetrachloride	<	0.5		ug/L	
OU2	W-834-D5	10/5/21		Chlorobenzene	<	0.5		ug/L	
OU2	W-834-D5	10/5/21		Chloroethane	<	0.5		ug/L	
OU2	W-834-D5	10/5/21		Chloroform	<	0.5		ug/L	
OU2	W-834-D5	10/5/21		Chloromethane	<	0.5		ug/L	
OU2	W-834-D5	10/5/21		cis-1,2-Dichloroethene		45		ug/L	
OU2	W-834-D5	10/5/21		cis-1,3-Dichloropropene	<	0.5		ug/L	
OU2	W-834-D5	10/5/21		Dibromochloromethane	<	0.5		ug/L	
OU2	W-834-D5	10/5/21		Dichlorodifluoromethane	<	0.5		ug/L	
OU2	W-834-D5	10/5/21		Methylene chloride	<	1		ug/L	
OU2	W-834-D5	10/5/21		Tetrachloroethene	<	0.5		ug/L	
OU2	W-834-D5	10/5/21		trans-1,2-Dichloroethene	<	0.5		ug/L	
OU2	W-834-D5	10/5/21		trans-1,3-Dichloropropene	<	0.5		ug/L	
OU2	W-834-D5	10/5/21		Trichloroethene		13		ug/L	
OU2	W-834-D5	10/5/21		Trichlorofluoromethane	<	0.5		ug/L	
OU2	W-834-D5	10/5/21		Trichlorotrifluoroethane	<	0.5		ug/L	
OU2	W-834-D5	10/5/21		Vinyl chloride	<	0.5		ug/L	
OU2	W-834-D6	3/15/21		Nitrate (as NO3)		34		mg/L	
OU2	W-834-D6	3/15/21		1,1-Dichloroethane	<	0.5		ug/L	
OU2	W-834-D6	3/15/21		1,1-Dichloroethene	<	0.5		ug/L	
OU2	W-834-D6	3/15/21		1,1,1-Trichloroethane	<	0.5		ug/L	
OU2	W-834-D6	3/15/21		1,1,2-Trichloroethane	<	0.5		ug/L	
OU2	W-834-D6	3/15/21		1,1,2,2-Tetrachloroethane	<	0.5		ug/L	
OU2	W-834-D6	3/15/21		1,2-Dichlorobenzene	<	0.5		ug/L	
OU2	W-834-D6	3/15/21		1,2-Dichloroethane	<	0.5		ug/L	
OU2	W-834-D6	3/15/21		1,2-Dichloroethene (total)		210		ug/L	D
OU2	W-834-D6	3/15/21		1,2-Dichloropropane	<	0.5		ug/L	
OU2	W-834-D6	3/15/21		1,3-Dichlorobenzene	<	0.5		ug/L	
OU2	W-834-D6	3/15/21		1,4-Dichlorobenzene	<	0.5		ug/L	
OU2	W-834-D6	3/15/21		2-Chloroethylvinylether	<	10		ug/L	
OU2	W-834-D6	3/15/21		Bromodichloromethane	<	0.5		ug/L	
OU2	W-834-D6	3/15/21		Bromoform	<	0.5		ug/L	
OU2	W-834-D6	3/15/21		Bromomethane	<	1		ug/L	
OU2	W-834-D6	3/15/21		Carbon tetrachloride	<	0.5		ug/L	
OU2	W-834-D6	3/15/21		Chlorobenzene	<	0.5		ug/L	
OU2	W-834-D6	3/15/21		Chloroethane	<	0.5		ug/L	
OU2	W-834-D6	3/15/21		Chloroform	<	0.5		ug/L	
OU2	W-834-D6	3/15/21		Chloromethane	<	0.5		ug/L	
OU2	W-834-D6	3/15/21		cis-1,2-Dichloroethene		210		ug/L	D
OU2	W-834-D6	3/15/21		cis-1,3-Dichloropropene	<	0.5		ug/L	
OU2	W-834-D6	3/15/21		Dibromochloromethane	<	0.5		ug/L	
OU2	W-834-D6	3/15/21		Dichlorodifluoromethane	<	0.5		ug/L	
OU2	W-834-D6	3/15/21		Methylene chloride	<	1		ug/L	
OU2	W-834-D6	3/15/21		Tetrachloroethene		0.67		ug/L	
OU2	W-834-D6	3/15/21		trans-1,2-Dichloroethene	<	5		ug/L	D
OU2	W-834-D6	3/15/21		trans-1,3-Dichloropropene	<	0.5		ug/L	
OU2	W-834-D6	3/15/21		Trichloroethene		210		ug/L	D
OU2	W-834-D6	3/15/21		Trichlorofluoromethane	<	0.5		ug/L	
OU2	W-834-D6	3/15/21		Trichlorotrifluoroethane		0.88		ug/L	
OU2	W-834-D6	3/15/21		Vinyl chloride	<	0.5		ug/L	
OU2	W-834-D6	3/15/21		C24H52O4Si	<	10		ug/L	D
OU2	W-834-D6	4/13/21		1,1-Dichloroethane	<	0.5		ug/L	
OU2	W-834-D6	4/13/21		1,1-Dichloroethene	<	0.5		ug/L	
OU2	W-834-D6	4/13/21		1,1,1-Trichloroethane	<	0.5		ug/L	
OU2	W-834-D6	4/13/21		1,1,2-Trichloroethane	<	0.5		ug/L	
OU2	W-834-D6	4/13/21		1,1,2,2-Tetrachloroethane	<	0.5		ug/L	
OU2	W-834-D6	4/13/21		1,2-Dichlorobenzene	<	0.5		ug/L	
OU2	W-834-D6	4/13/21		1,2-Dichloroethane	<	0.5		ug/L	
OU2	W-834-D6	4/13/21		1,2-Dichloroethene (total)		300		ug/L	D
OU2	W-834-D6	4/13/21		1,2-Dichloropropane	<	0.5		ug/L	
OU2	W-834-D6	4/13/21		1,3-Dichlorobenzene	<	0.5		ug/L	
OU2	W-834-D6	4/13/21		1,4-Dichlorobenzene	<	0.5		ug/L	
OU2	W-834-D6	4/13/21		2-Chloroethylvinylether	<	10		ug/L	
OU2	W-834-D6	4/13/21		Bromodichloromethane	<	0.5		ug/L	

Attachment 1. Table 1. Groundwater analytical data, Site 300, 2021.

OU	Location	Date	Sample Type	Parameter	LOS Indicator	Result	Error	Units	QA Flag
OU2	W-834-D6	4/13/21		Bromoform	<	0.5		ug/L	
OU2	W-834-D6	4/13/21		Bromomethane	<	1		ug/L	
OU2	W-834-D6	4/13/21		Carbon tetrachloride	<	0.5		ug/L	
OU2	W-834-D6	4/13/21		Chlorobenzene	<	0.5		ug/L	
OU2	W-834-D6	4/13/21		Chloroethane	<	0.5		ug/L	
OU2	W-834-D6	4/13/21		Chloroform	<	0.5		ug/L	
OU2	W-834-D6	4/13/21		Chloromethane	<	0.5		ug/L	
OU2	W-834-D6	4/13/21		cis-1,2-Dichloroethene		300		ug/L	D
OU2	W-834-D6	4/13/21		cis-1,3-Dichloropropene	<	0.5		ug/L	
OU2	W-834-D6	4/13/21		Dibromochloromethane	<	0.5		ug/L	
OU2	W-834-D6	4/13/21		Dichlorodifluoromethane	<	0.5		ug/L	
OU2	W-834-D6	4/13/21		Methylene chloride	<	1		ug/L	
OU2	W-834-D6	4/13/21		Tetrachloroethene		0.91		ug/L	
OU2	W-834-D6	4/13/21		trans-1,2-Dichloroethene	<	2.5		ug/L	D
OU2	W-834-D6	4/13/21		trans-1,3-Dichloropropene	<	0.5		ug/L	
OU2	W-834-D6	4/13/21		Trichloroethene		220		ug/L	D
OU2	W-834-D6	4/13/21		Trichlorofluoromethane	<	0.5		ug/L	
OU2	W-834-D6	4/13/21		Trichlorotrifluoroethane		6.3		ug/L	
OU2	W-834-D6	4/13/21		Vinyl chloride	<	0.5		ug/L	
OU2	W-834-D6	7/21/21		1,1-Dichloroethane	<	0.5		ug/L	
OU2	W-834-D6	7/21/21		1,1-Dichloroethene	<	0.5		ug/L	
OU2	W-834-D6	7/21/21		1,1,1-Trichloroethane	<	0.5		ug/L	
OU2	W-834-D6	7/21/21		1,1,2-Trichloroethane	<	0.5		ug/L	
OU2	W-834-D6	7/21/21		1,1,2,2-Tetrachloroethane	<	0.5		ug/L	
OU2	W-834-D6	7/21/21		1,2-Dichlorobenzene	<	0.5		ug/L	
OU2	W-834-D6	7/21/21		1,2-Dichloroethane	<	0.5		ug/L	
OU2	W-834-D6	7/21/21		1,2-Dichloroethene (total)		280		ug/L	D
OU2	W-834-D6	7/21/21		1,2-Dichloropropane	<	0.5		ug/L	
OU2	W-834-D6	7/21/21		1,3-Dichlorobenzene	<	0.5		ug/L	
OU2	W-834-D6	7/21/21		1,4-Dichlorobenzene	<	0.5		ug/L	
OU2	W-834-D6	7/21/21		2-Chloroethylvinylether	<	10		ug/L	
OU2	W-834-D6	7/21/21		Bromodichloromethane	<	0.5		ug/L	
OU2	W-834-D6	7/21/21		Bromoform	<	0.5		ug/L	
OU2	W-834-D6	7/21/21		Bromomethane	<	1		ug/L	
OU2	W-834-D6	7/21/21		Carbon tetrachloride	<	0.5		ug/L	
OU2	W-834-D6	7/21/21		Chlorobenzene	<	0.5		ug/L	
OU2	W-834-D6	7/21/21		Chloroethane	<	0.5		ug/L	
OU2	W-834-D6	7/21/21		Chloroform	<	0.5		ug/L	
OU2	W-834-D6	7/21/21		Chloromethane	<	0.5		ug/L	
OU2	W-834-D6	7/21/21		cis-1,2-Dichloroethene		280		ug/L	D
OU2	W-834-D6	7/21/21		cis-1,3-Dichloropropene	<	0.5		ug/L	
OU2	W-834-D6	7/21/21		Dibromochloromethane	<	0.5		ug/L	
OU2	W-834-D6	7/21/21		Dichlorodifluoromethane	<	0.5		ug/L	
OU2	W-834-D6	7/21/21		Methylene chloride	<	1		ug/L	
OU2	W-834-D6	7/21/21		Tetrachloroethene		0.52		ug/L	
OU2	W-834-D6	7/21/21		trans-1,2-Dichloroethene	<	5		ug/L	D
OU2	W-834-D6	7/21/21		trans-1,3-Dichloropropene	<	0.5		ug/L	
OU2	W-834-D6	7/21/21		Trichloroethene		190		ug/L	D
OU2	W-834-D6	7/21/21		Trichlorofluoromethane	<	0.5		ug/L	
OU2	W-834-D6	7/21/21		Trichlorotrifluoroethane		0.76		ug/L	
OU2	W-834-D6	7/21/21		Vinyl chloride	<	0.5		ug/L	
OU2	W-834-D6	7/21/21		C24H52O4Si	<	10		ug/L	
OU2	W-834-D6	10/5/21		1,1-Dichloroethane	<	0.5		ug/L	
OU2	W-834-D6	10/5/21		1,1-Dichloroethene	<	0.5		ug/L	
OU2	W-834-D6	10/5/21		1,1,1-Trichloroethane	<	0.5		ug/L	
OU2	W-834-D6	10/5/21		1,1,2-Trichloroethane	<	0.5		ug/L	
OU2	W-834-D6	10/5/21		1,1,2,2-Tetrachloroethane	<	0.5		ug/L	
OU2	W-834-D6	10/5/21		1,2-Dichlorobenzene	<	0.5		ug/L	
OU2	W-834-D6	10/5/21		1,2-Dichloroethane	<	0.5		ug/L	
OU2	W-834-D6	10/5/21		1,2-Dichloroethene (total)		210		ug/L	D
OU2	W-834-D6	10/5/21		1,2-Dichloropropane	<	0.5		ug/L	
OU2	W-834-D6	10/5/21		1,3-Dichlorobenzene	<	0.5		ug/L	
OU2	W-834-D6	10/5/21		1,4-Dichlorobenzene	<	0.5		ug/L	
OU2	W-834-D6	10/5/21		2-Chloroethylvinylether	<	10		ug/L	
OU2	W-834-D6	10/5/21		Bromodichloromethane	<	0.5		ug/L	
OU2	W-834-D6	10/5/21		Bromoform	<	0.5		ug/L	

Attachment 1. Table 1. Groundwater analytical data, Site 300, 2021.

OU	Location	Date	Sample Type	Parameter	LOS Indicator	Result	Error	Units	QA Flag
OU2	W-834-D6	10/5/21		Bromomethane	<	1		ug/L	
OU2	W-834-D6	10/5/21		Carbon tetrachloride	<	0.5		ug/L	
OU2	W-834-D6	10/5/21		Chlorobenzene	<	0.5		ug/L	
OU2	W-834-D6	10/5/21		Chloroethane	<	0.5		ug/L	
OU2	W-834-D6	10/5/21		Chloroform	<	0.5		ug/L	
OU2	W-834-D6	10/5/21		Chloromethane	<	0.5		ug/L	
OU2	W-834-D6	10/5/21		cis-1,2-Dichloroethene		210		ug/L	D
OU2	W-834-D6	10/5/21		cis-1,3-Dichloropropene	<	0.5		ug/L	
OU2	W-834-D6	10/5/21		Dibromochloromethane	<	0.5		ug/L	
OU2	W-834-D6	10/5/21		Dichlorodifluoromethane	<	0.5		ug/L	
OU2	W-834-D6	10/5/21		Methylene chloride	<	1		ug/L	
OU2	W-834-D6	10/5/21		Tetrachloroethene		1		ug/L	
OU2	W-834-D6	10/5/21		trans-1,2-Dichloroethene	<	5		ug/L	D
OU2	W-834-D6	10/5/21		trans-1,3-Dichloropropene	<	0.5		ug/L	
OU2	W-834-D6	10/5/21		Trichloroethene		310		ug/L	D
OU2	W-834-D6	10/5/21		Trichlorofluoromethane	<	0.5		ug/L	
OU2	W-834-D6	10/5/21		Trichlorotrifluoroethane		1.4		ug/L	
OU2	W-834-D6	10/5/21		Vinyl chloride	<	0.5		ug/L	
OU2	W-834-D7	3/15/21		Nitrate (as NO3)		180		mg/L	D
OU2	W-834-D7	3/15/21		1,1-Dichloroethane	<	0.5		ug/L	
OU2	W-834-D7	3/15/21		1,1-Dichloroethene	<	0.5		ug/L	
OU2	W-834-D7	3/15/21		1,1,1-Trichloroethane	<	0.5		ug/L	
OU2	W-834-D7	3/15/21		1,1,2-Trichloroethane	<	0.5		ug/L	
OU2	W-834-D7	3/15/21		1,1,2,2-Tetrachloroethane	<	0.5		ug/L	
OU2	W-834-D7	3/15/21		1,2-Dichlorobenzene	<	0.5		ug/L	
OU2	W-834-D7	3/15/21		1,2-Dichloroethane	<	0.5		ug/L	
OU2	W-834-D7	3/15/21		1,2-Dichloroethene (total)		15		ug/L	
OU2	W-834-D7	3/15/21		1,2-Dichloropropane	<	0.5		ug/L	
OU2	W-834-D7	3/15/21		1,3-Dichlorobenzene	<	0.5		ug/L	
OU2	W-834-D7	3/15/21		1,4-Dichlorobenzene	<	0.5		ug/L	
OU2	W-834-D7	3/15/21		2-Chloroethylvinylether	<	10		ug/L	
OU2	W-834-D7	3/15/21		Bromodichloromethane	<	0.5		ug/L	
OU2	W-834-D7	3/15/21		Bromoform	<	0.5		ug/L	
OU2	W-834-D7	3/15/21		Bromomethane	<	1		ug/L	
OU2	W-834-D7	3/15/21		Carbon tetrachloride	<	0.5		ug/L	
OU2	W-834-D7	3/15/21		Chlorobenzene	<	0.5		ug/L	
OU2	W-834-D7	3/15/21		Chloroethane	<	0.5		ug/L	
OU2	W-834-D7	3/15/21		Chloroform	<	0.5		ug/L	
OU2	W-834-D7	3/15/21		Chloromethane	<	0.5		ug/L	
OU2	W-834-D7	3/15/21		cis-1,2-Dichloroethene		15		ug/L	
OU2	W-834-D7	3/15/21		cis-1,3-Dichloropropene	<	0.5		ug/L	
OU2	W-834-D7	3/15/21		Dibromochloromethane	<	0.5		ug/L	
OU2	W-834-D7	3/15/21		Dichlorodifluoromethane	<	0.5		ug/L	
OU2	W-834-D7	3/15/21		Methylene chloride	<	1		ug/L	
OU2	W-834-D7	3/15/21		Tetrachloroethene		3.4		ug/L	
OU2	W-834-D7	3/15/21		trans-1,2-Dichloroethene	<	0.5		ug/L	
OU2	W-834-D7	3/15/21		trans-1,3-Dichloropropene	<	0.5		ug/L	
OU2	W-834-D7	3/15/21		Trichloroethene		420		ug/L	D
OU2	W-834-D7	3/15/21		Trichlorofluoromethane	<	0.5		ug/L	
OU2	W-834-D7	3/15/21		Trichlorotrifluoroethane	<	0.5		ug/L	
OU2	W-834-D7	3/15/21		Vinyl chloride	<	0.5		ug/L	
OU2	W-834-D7	3/15/21		C24H52O4Si	<	10		ug/L	
OU2	W-834-D7	4/13/21		1,1-Dichloroethane	<	0.5		ug/L	
OU2	W-834-D7	4/13/21		1,1-Dichloroethene	<	0.5		ug/L	
OU2	W-834-D7	4/13/21		1,1,1-Trichloroethane	<	0.5		ug/L	
OU2	W-834-D7	4/13/21		1,1,2-Trichloroethane	<	0.5		ug/L	
OU2	W-834-D7	4/13/21		1,1,2,2-Tetrachloroethane	<	0.5		ug/L	
OU2	W-834-D7	4/13/21		1,2-Dichlorobenzene	<	0.5		ug/L	
OU2	W-834-D7	4/13/21		1,2-Dichloroethane	<	0.5		ug/L	
OU2	W-834-D7	4/13/21		1,2-Dichloroethene (total)		1.2		ug/L	
OU2	W-834-D7	4/13/21		1,2-Dichloropropane	<	0.5		ug/L	
OU2	W-834-D7	4/13/21		1,3-Dichlorobenzene	<	0.5		ug/L	
OU2	W-834-D7	4/13/21		1,4-Dichlorobenzene	<	0.5		ug/L	
OU2	W-834-D7	4/13/21		2-Chloroethylvinylether	<	10		ug/L	
OU2	W-834-D7	4/13/21		Bromodichloromethane	<	0.5		ug/L	
OU2	W-834-D7	4/13/21		Bromoform	<	0.5		ug/L	

Attachment 1. Table 1. Groundwater analytical data, Site 300, 2021.

OU	Location	Date	Sample Type	Parameter	LOS Indicator	Result	Error	Units	QA Flag
OU2	W-834-D7	4/13/21		Bromomethane	<	1		ug/L	
OU2	W-834-D7	4/13/21		Carbon tetrachloride	<	0.5		ug/L	
OU2	W-834-D7	4/13/21		Chlorobenzene	<	0.5		ug/L	
OU2	W-834-D7	4/13/21		Chloroethane	<	0.5		ug/L	
OU2	W-834-D7	4/13/21		Chloroform	<	0.5		ug/L	
OU2	W-834-D7	4/13/21		Chloromethane	<	0.5		ug/L	
OU2	W-834-D7	4/13/21		cis-1,2-Dichloroethene		1.2		ug/L	
OU2	W-834-D7	4/13/21		cis-1,3-Dichloropropene	<	0.5		ug/L	
OU2	W-834-D7	4/13/21		Dibromochloromethane	<	0.5		ug/L	
OU2	W-834-D7	4/13/21		Dichlorodifluoromethane	<	0.5		ug/L	
OU2	W-834-D7	4/13/21		Methylene chloride	<	1		ug/L	
OU2	W-834-D7	4/13/21		Tetrachloroethene	<	0.5		ug/L	
OU2	W-834-D7	4/13/21		trans-1,2-Dichloroethene	<	0.5		ug/L	
OU2	W-834-D7	4/13/21		trans-1,3-Dichloropropene	<	0.5		ug/L	
OU2	W-834-D7	4/13/21		Trichloroethene		21		ug/L	
OU2	W-834-D7	4/13/21		Trichlorofluoromethane	<	0.5		ug/L	
OU2	W-834-D7	4/13/21		Trichlorotrifluoroethane	<	0.5		ug/L	
OU2	W-834-D7	4/13/21		Vinyl chloride	<	0.5		ug/L	
OU2	W-834-D7	7/21/21		1,1-Dichloroethane	<	0.5		ug/L	
OU2	W-834-D7	7/21/21		1,1-Dichloroethene	<	0.5		ug/L	
OU2	W-834-D7	7/21/21		1,1,1-Trichloroethane	<	0.5		ug/L	
OU2	W-834-D7	7/21/21		1,1,2-Trichloroethane	<	0.5		ug/L	
OU2	W-834-D7	7/21/21		1,1,2,2-Tetrachloroethane	<	0.5		ug/L	
OU2	W-834-D7	7/21/21		1,2-Dichlorobenzene	<	0.5		ug/L	
OU2	W-834-D7	7/21/21		1,2-Dichloroethane	<	0.5		ug/L	
OU2	W-834-D7	7/21/21		1,2-Dichloroethene (total)		1.8		ug/L	
OU2	W-834-D7	7/21/21		1,2-Dichloropropane	<	0.5		ug/L	
OU2	W-834-D7	7/21/21		1,3-Dichlorobenzene	<	0.5		ug/L	
OU2	W-834-D7	7/21/21		1,4-Dichlorobenzene	<	0.5		ug/L	
OU2	W-834-D7	7/21/21		2-Chloroethylvinylether	<	10		ug/L	
OU2	W-834-D7	7/21/21		Bromodichloromethane	<	0.5		ug/L	
OU2	W-834-D7	7/21/21		Bromoform	<	0.5		ug/L	
OU2	W-834-D7	7/21/21		Bromomethane	<	1		ug/L	
OU2	W-834-D7	7/21/21		Carbon tetrachloride	<	0.5		ug/L	
OU2	W-834-D7	7/21/21		Chlorobenzene	<	0.5		ug/L	
OU2	W-834-D7	7/21/21		Chloroethane	<	0.5		ug/L	
OU2	W-834-D7	7/21/21		Chloroform	<	0.5		ug/L	
OU2	W-834-D7	7/21/21		Chloromethane	<	0.5		ug/L	
OU2	W-834-D7	7/21/21		cis-1,2-Dichloroethene		1.8		ug/L	
OU2	W-834-D7	7/21/21		cis-1,3-Dichloropropene	<	0.5		ug/L	
OU2	W-834-D7	7/21/21		Dibromochloromethane	<	0.5		ug/L	
OU2	W-834-D7	7/21/21		Dichlorodifluoromethane	<	0.5		ug/L	
OU2	W-834-D7	7/21/21		Methylene chloride	<	1		ug/L	
OU2	W-834-D7	7/21/21		Tetrachloroethene		0.53		ug/L	
OU2	W-834-D7	7/21/21		trans-1,2-Dichloroethene	<	0.5		ug/L	
OU2	W-834-D7	7/21/21		trans-1,3-Dichloropropene	<	0.5		ug/L	
OU2	W-834-D7	7/21/21		Trichloroethene		41		ug/L	
OU2	W-834-D7	7/21/21		Trichlorofluoromethane	<	0.5		ug/L	
OU2	W-834-D7	7/21/21		Trichlorotrifluoroethane	<	0.5		ug/L	
OU2	W-834-D7	7/21/21		Vinyl chloride	<	0.5		ug/L	
OU2	W-834-D7	7/21/21		C24H52O4Si	<	10		ug/L	
OU2	W-834-D7	10/5/21		1,1-Dichloroethane	<	0.5		ug/L	
OU2	W-834-D7	10/5/21		1,1-Dichloroethene		2.6		ug/L	
OU2	W-834-D7	10/5/21		1,1,1-Trichloroethane	<	0.5		ug/L	
OU2	W-834-D7	10/5/21		1,1,2-Trichloroethane	<	0.5		ug/L	
OU2	W-834-D7	10/5/21		1,1,2,2-Tetrachloroethane	<	0.5		ug/L	
OU2	W-834-D7	10/5/21		1,2-Dichlorobenzene	<	0.5		ug/L	
OU2	W-834-D7	10/5/21		1,2-Dichloroethane	<	0.5		ug/L	
OU2	W-834-D7	10/5/21		1,2-Dichloroethene (total)		190		ug/L	D
OU2	W-834-D7	10/5/21		1,2-Dichloropropane	<	0.5		ug/L	
OU2	W-834-D7	10/5/21		1,3-Dichlorobenzene	<	0.5		ug/L	
OU2	W-834-D7	10/5/21		1,4-Dichlorobenzene	<	0.5		ug/L	
OU2	W-834-D7	10/5/21		2-Chloroethylvinylether	<	10		ug/L	
OU2	W-834-D7	10/5/21		Bromodichloromethane	<	0.5		ug/L	
OU2	W-834-D7	10/5/21		Bromoform	<	0.5		ug/L	
OU2	W-834-D7	10/5/21		Bromomethane	<	1		ug/L	

Attachment 1. Table 1. Groundwater analytical data, Site 300, 2021.

OU	Location	Date	Sample Type	Parameter	LOS Indicator	Result	Error	Units	QA Flag
OU2	W-834-D7	10/5/21		Carbon tetrachloride		0.73		ug/L	
OU2	W-834-D7	10/5/21		Chlorobenzene	<	0.5		ug/L	
OU2	W-834-D7	10/5/21		Chloroethane	<	0.5		ug/L	
OU2	W-834-D7	10/5/21		Chloroform		0.92		ug/L	
OU2	W-834-D7	10/5/21		Chloromethane	<	0.5		ug/L	
OU2	W-834-D7	10/5/21		cis-1,2-Dichloroethene		190		ug/L	D
OU2	W-834-D7	10/5/21		cis-1,3-Dichloropropene	<	0.5		ug/L	
OU2	W-834-D7	10/5/21		Dibromochloromethane	<	0.5		ug/L	
OU2	W-834-D7	10/5/21		Dichlorodifluoromethane	<	0.5		ug/L	
OU2	W-834-D7	10/5/21		Methylene chloride	<	1		ug/L	
OU2	W-834-D7	10/5/21		Tetrachloroethene		35		ug/L	
OU2	W-834-D7	10/5/21		trans-1,2-Dichloroethene	<	25		ug/L	D
OU2	W-834-D7	10/5/21		trans-1,3-Dichloropropene	<	0.5		ug/L	
OU2	W-834-D7	10/5/21		Trichloroethene		6200		ug/L	D
OU2	W-834-D7	10/5/21		Trichlorofluoromethane		3.2		ug/L	
OU2	W-834-D7	10/5/21		Trichlorotrifluoroethane	<	0.5		ug/L	
OU2	W-834-D7	10/5/21		Vinyl chloride	<	0.5		ug/L	
OU2	W-834-J1	3/15/21		Nitrate (as NO3)		88		mg/L	
OU2	W-834-J1	3/15/21		1,1-Dichloroethane	<	0.5		ug/L	
OU2	W-834-J1	3/15/21		1,1-Dichloroethene	<	0.5		ug/L	
OU2	W-834-J1	3/15/21		1,1,1-Trichloroethane	<	0.5		ug/L	
OU2	W-834-J1	3/15/21		1,1,2-Trichloroethane	<	0.5		ug/L	
OU2	W-834-J1	3/15/21		1,1,2,2-Tetrachloroethane	<	0.5		ug/L	
OU2	W-834-J1	3/15/21		1,2-Dichlorobenzene	<	0.5		ug/L	
OU2	W-834-J1	3/15/21		1,2-Dichloroethane	<	0.5		ug/L	
OU2	W-834-J1	3/15/21		1,2-Dichloroethene (total)	<	1		ug/L	
OU2	W-834-J1	3/15/21		1,2-Dichloropropane	<	0.5		ug/L	
OU2	W-834-J1	3/15/21		1,3-Dichlorobenzene	<	0.5		ug/L	
OU2	W-834-J1	3/15/21		1,4-Dichlorobenzene	<	0.5		ug/L	
OU2	W-834-J1	3/15/21		2-Chloroethylvinylether	<	10		ug/L	
OU2	W-834-J1	3/15/21		Bromodichloromethane	<	0.5		ug/L	
OU2	W-834-J1	3/15/21		Bromoform	<	0.5		ug/L	
OU2	W-834-J1	3/15/21		Bromomethane	<	1		ug/L	
OU2	W-834-J1	3/15/21		Carbon tetrachloride	<	0.5		ug/L	
OU2	W-834-J1	3/15/21		Chlorobenzene	<	0.5		ug/L	
OU2	W-834-J1	3/15/21		Chloroethane	<	0.5		ug/L	
OU2	W-834-J1	3/15/21		Chloroform	<	0.5		ug/L	
OU2	W-834-J1	3/15/21		Chloromethane	<	0.5		ug/L	
OU2	W-834-J1	3/15/21		cis-1,2-Dichloroethene	<	0.5		ug/L	
OU2	W-834-J1	3/15/21		cis-1,3-Dichloropropene	<	0.5		ug/L	
OU2	W-834-J1	3/15/21		Dibromochloromethane	<	0.5		ug/L	
OU2	W-834-J1	3/15/21		Dichlorodifluoromethane	<	0.5		ug/L	
OU2	W-834-J1	3/15/21		Methylene chloride	<	1		ug/L	
OU2	W-834-J1	3/15/21		Tetrachloroethene	<	0.5		ug/L	
OU2	W-834-J1	3/15/21		trans-1,2-Dichloroethene	<	0.5		ug/L	
OU2	W-834-J1	3/15/21		trans-1,3-Dichloropropene	<	0.5		ug/L	
OU2	W-834-J1	3/15/21		Trichloroethene		5.6		ug/L	
OU2	W-834-J1	3/15/21		Trichlorofluoromethane	<	0.5		ug/L	
OU2	W-834-J1	3/15/21		Trichlorotrifluoroethane	<	0.5		ug/L	
OU2	W-834-J1	3/15/21		Vinyl chloride	<	0.5		ug/L	
OU2	W-834-J1	3/15/21		C24H52O4Si	<	10		ug/L	
OU2	W-834-J1	4/13/21		1,1-Dichloroethane	<	0.5		ug/L	
OU2	W-834-J1	4/13/21		1,1-Dichloroethene	<	0.5		ug/L	
OU2	W-834-J1	4/13/21		1,1,1-Trichloroethane	<	0.5		ug/L	
OU2	W-834-J1	4/13/21		1,1,2-Trichloroethane	<	0.5		ug/L	
OU2	W-834-J1	4/13/21		1,1,2,2-Tetrachloroethane	<	0.5		ug/L	
OU2	W-834-J1	4/13/21		1,2-Dichlorobenzene	<	0.5		ug/L	
OU2	W-834-J1	4/13/21		1,2-Dichloroethane	<	0.5		ug/L	
OU2	W-834-J1	4/13/21		1,2-Dichloroethene (total)	<	1		ug/L	
OU2	W-834-J1	4/13/21		1,2-Dichloropropane	<	0.5		ug/L	
OU2	W-834-J1	4/13/21		1,3-Dichlorobenzene	<	0.5		ug/L	
OU2	W-834-J1	4/13/21		1,4-Dichlorobenzene	<	0.5		ug/L	
OU2	W-834-J1	4/13/21		2-Chloroethylvinylether	<	10		ug/L	
OU2	W-834-J1	4/13/21		Bromodichloromethane	<	0.5		ug/L	
OU2	W-834-J1	4/13/21		Bromoform	<	0.5		ug/L	
OU2	W-834-J1	4/13/21		Bromomethane	<	1		ug/L	

Attachment 1. Table 1. Groundwater analytical data, Site 300, 2021.

OU	Location	Date	Sample Type	Parameter	LOS Indicator	Result	Error	Units	QA Flag
OU2	W-834-J1	4/13/21		Carbon tetrachloride	<	0.5		ug/L	
OU2	W-834-J1	4/13/21		Chlorobenzene	<	0.5		ug/L	
OU2	W-834-J1	4/13/21		Chloroethane	<	0.5		ug/L	
OU2	W-834-J1	4/13/21		Chloroform	<	0.5		ug/L	
OU2	W-834-J1	4/13/21		Chloromethane	<	0.5		ug/L	
OU2	W-834-J1	4/13/21		cis-1,2-Dichloroethene	<	0.5		ug/L	
OU2	W-834-J1	4/13/21		cis-1,3-Dichloropropene	<	0.5		ug/L	
OU2	W-834-J1	4/13/21		Dibromochloromethane	<	0.5		ug/L	
OU2	W-834-J1	4/13/21		Dichlorodifluoromethane	<	0.5		ug/L	
OU2	W-834-J1	4/13/21		Methylene chloride	<	1		ug/L	
OU2	W-834-J1	4/13/21		Tetrachloroethene	<	0.5		ug/L	
OU2	W-834-J1	4/13/21		trans-1,2-Dichloroethene	<	0.5		ug/L	
OU2	W-834-J1	4/13/21		trans-1,3-Dichloropropene	<	0.5		ug/L	
OU2	W-834-J1	4/13/21		Trichloroethene		7		ug/L	
OU2	W-834-J1	4/13/21		Trichlorofluoromethane	<	0.5		ug/L	
OU2	W-834-J1	4/13/21		Trichlorotrifluoroethane	<	0.5		ug/L	
OU2	W-834-J1	4/13/21		Vinyl chloride	<	0.5		ug/L	
OU2	W-834-J1	7/21/21		1,1-Dichloroethane	<	0.5		ug/L	
OU2	W-834-J1	7/21/21		1,1-Dichloroethene	<	0.5		ug/L	
OU2	W-834-J1	7/21/21		1,1,1-Trichloroethane	<	0.5		ug/L	
OU2	W-834-J1	7/21/21		1,1,2-Trichloroethane	<	0.5		ug/L	
OU2	W-834-J1	7/21/21		1,1,2,2-Tetrachloroethane	<	0.5		ug/L	
OU2	W-834-J1	7/21/21		1,2-Dichlorobenzene	<	0.5		ug/L	
OU2	W-834-J1	7/21/21		1,2-Dichloroethane	<	0.5		ug/L	
OU2	W-834-J1	7/21/21		1,2-Dichloroethene (total)	<	1		ug/L	
OU2	W-834-J1	7/21/21		1,2-Dichloropropane	<	0.5		ug/L	
OU2	W-834-J1	7/21/21		1,3-Dichlorobenzene	<	0.5		ug/L	
OU2	W-834-J1	7/21/21		1,4-Dichlorobenzene	<	0.5		ug/L	
OU2	W-834-J1	7/21/21		2-Chloroethylvinylether	<	10		ug/L	
OU2	W-834-J1	7/21/21		Bromodichloromethane	<	0.5		ug/L	
OU2	W-834-J1	7/21/21		Bromoform	<	0.5		ug/L	
OU2	W-834-J1	7/21/21		Bromomethane	<	1		ug/L	
OU2	W-834-J1	7/21/21		Carbon tetrachloride	<	0.5		ug/L	
OU2	W-834-J1	7/21/21		Chlorobenzene	<	0.5		ug/L	
OU2	W-834-J1	7/21/21		Chloroethane	<	0.5		ug/L	
OU2	W-834-J1	7/21/21		Chloroform	<	0.5		ug/L	
OU2	W-834-J1	7/21/21		Chloromethane	<	0.5		ug/L	
OU2	W-834-J1	7/21/21		cis-1,2-Dichloroethene	<	0.5		ug/L	
OU2	W-834-J1	7/21/21		cis-1,3-Dichloropropene	<	0.5		ug/L	
OU2	W-834-J1	7/21/21		Dibromochloromethane	<	0.5		ug/L	
OU2	W-834-J1	7/21/21		Dichlorodifluoromethane	<	0.5		ug/L	
OU2	W-834-J1	7/21/21		Methylene chloride	<	1		ug/L	
OU2	W-834-J1	7/21/21		Tetrachloroethene	<	0.5		ug/L	
OU2	W-834-J1	7/21/21		trans-1,2-Dichloroethene	<	0.5		ug/L	
OU2	W-834-J1	7/21/21		trans-1,3-Dichloropropene	<	0.5		ug/L	
OU2	W-834-J1	7/21/21		Trichloroethene		5.4		ug/L	
OU2	W-834-J1	7/21/21		Trichlorofluoromethane	<	0.5		ug/L	
OU2	W-834-J1	7/21/21		Trichlorotrifluoroethane	<	0.5		ug/L	
OU2	W-834-J1	7/21/21		Vinyl chloride	<	0.5		ug/L	
OU2	W-834-J1	7/21/21		C24H52O4Si	<	10		ug/L	
OU2	W-834-J1	10/5/21		1,1-Dichloroethane	<	0.5		ug/L	
OU2	W-834-J1	10/5/21		1,1-Dichloroethene	<	0.5		ug/L	
OU2	W-834-J1	10/5/21		1,1,1-Trichloroethane	<	0.5		ug/L	
OU2	W-834-J1	10/5/21		1,1,2-Trichloroethane	<	0.5		ug/L	
OU2	W-834-J1	10/5/21		1,1,2,2-Tetrachloroethane	<	0.5		ug/L	
OU2	W-834-J1	10/5/21		1,2-Dichlorobenzene	<	0.5		ug/L	
OU2	W-834-J1	10/5/21		1,2-Dichloroethane	<	0.5		ug/L	
OU2	W-834-J1	10/5/21		1,2-Dichloroethene (total)		1		ug/L	
OU2	W-834-J1	10/5/21		1,2-Dichloropropane	<	0.5		ug/L	
OU2	W-834-J1	10/5/21		1,3-Dichlorobenzene	<	0.5		ug/L	
OU2	W-834-J1	10/5/21		1,4-Dichlorobenzene	<	0.5		ug/L	
OU2	W-834-J1	10/5/21		2-Chloroethylvinylether	<	10		ug/L	
OU2	W-834-J1	10/5/21		Bromodichloromethane	<	0.5		ug/L	
OU2	W-834-J1	10/5/21		Bromoform	<	0.5		ug/L	
OU2	W-834-J1	10/5/21		Bromomethane	<	1		ug/L	
OU2	W-834-J1	10/5/21		Carbon tetrachloride	<	0.5		ug/L	

Attachment 1. Table 1. Groundwater analytical data, Site 300, 2021.

OU	Location	Date	Sample Type	Parameter	LOS Indicator	Result	Error	Units	QA Flag
OU2	W-834-J1	10/5/21		Chlorobenzene	<	0.5		ug/L	
OU2	W-834-J1	10/5/21		Chloroethane	<	0.5		ug/L	
OU2	W-834-J1	10/5/21		Chloroform	<	0.5		ug/L	
OU2	W-834-J1	10/5/21		Chloromethane	<	0.5		ug/L	
OU2	W-834-J1	10/5/21		cis-1,2-Dichloroethene		1		ug/L	
OU2	W-834-J1	10/5/21		cis-1,3-Dichloropropene	<	0.5		ug/L	
OU2	W-834-J1	10/5/21		Dibromochloromethane	<	0.5		ug/L	
OU2	W-834-J1	10/5/21		Dichlorodifluoromethane	<	0.5		ug/L	
OU2	W-834-J1	10/5/21		Methylene chloride	<	1		ug/L	
OU2	W-834-J1	10/5/21		Tetrachloroethene	<	0.5		ug/L	
OU2	W-834-J1	10/5/21		trans-1,2-Dichloroethene	<	0.5		ug/L	
OU2	W-834-J1	10/5/21		trans-1,3-Dichloropropene	<	0.5		ug/L	
OU2	W-834-J1	10/5/21		Trichloroethene		20		ug/L	
OU2	W-834-J1	10/5/21		Trichlorofluoromethane	<	0.5		ug/L	
OU2	W-834-J1	10/5/21		Trichlorotrifluoroethane	<	0.5		ug/L	
OU2	W-834-J1	10/5/21		Vinyl chloride	<	0.5		ug/L	
OU2	W-834-J2	2/25/21		Nitrate (as NO3)		140		mg/L	D
OU2	W-834-J2	2/25/21		1,1-Dichloroethane	<	0.5		ug/L	
OU2	W-834-J2	2/25/21		1,1-Dichloroethene	<	0.5		ug/L	
OU2	W-834-J2	2/25/21		1,1,1-Trichloroethane	<	0.5		ug/L	
OU2	W-834-J2	2/25/21		1,1,2-Trichloroethane	<	0.5		ug/L	
OU2	W-834-J2	2/25/21		1,1,2,2-Tetrachloroethane	<	0.5		ug/L	
OU2	W-834-J2	2/25/21		1,2-Dichlorobenzene	<	0.5		ug/L	
OU2	W-834-J2	2/25/21		1,2-Dichloroethane	<	0.5		ug/L	
OU2	W-834-J2	2/25/21		1,2-Dichloroethene (total)		1.1		ug/L	
OU2	W-834-J2	2/25/21		1,2-Dichloropropane	<	0.5		ug/L	
OU2	W-834-J2	2/25/21		1,3-Dichlorobenzene	<	0.5		ug/L	
OU2	W-834-J2	2/25/21		1,4-Dichlorobenzene	<	0.5		ug/L	
OU2	W-834-J2	2/25/21		2-Chloroethylvinylether	<	10		ug/L	
OU2	W-834-J2	2/25/21		Bromodichloromethane	<	0.5		ug/L	
OU2	W-834-J2	2/25/21		Bromoform	<	0.5		ug/L	
OU2	W-834-J2	2/25/21		Bromomethane	<	1		ug/L	
OU2	W-834-J2	2/25/21		Carbon tetrachloride	<	0.5		ug/L	
OU2	W-834-J2	2/25/21		Chlorobenzene	<	0.5		ug/L	
OU2	W-834-J2	2/25/21		Chloroethane	<	0.5		ug/L	
OU2	W-834-J2	2/25/21		Chloroform	<	0.5		ug/L	
OU2	W-834-J2	2/25/21		Chloromethane	<	0.5		ug/L	
OU2	W-834-J2	2/25/21		cis-1,2-Dichloroethene		1.1		ug/L	
OU2	W-834-J2	2/25/21		cis-1,3-Dichloropropene	<	0.5		ug/L	
OU2	W-834-J2	2/25/21		Dibromochloromethane	<	0.5		ug/L	
OU2	W-834-J2	2/25/21		Dichlorodifluoromethane	<	0.5		ug/L	
OU2	W-834-J2	2/25/21		Methylene chloride	<	1		ug/L	
OU2	W-834-J2	2/25/21		Tetrachloroethene	<	0.5		ug/L	
OU2	W-834-J2	2/25/21		trans-1,2-Dichloroethene	<	0.5		ug/L	
OU2	W-834-J2	2/25/21		trans-1,3-Dichloropropene	<	0.5		ug/L	
OU2	W-834-J2	2/25/21		Trichloroethene		100		ug/L	
OU2	W-834-J2	2/25/21		Trichlorofluoromethane	<	0.5		ug/L	
OU2	W-834-J2	2/25/21		Trichlorotrifluoroethane	<	0.5		ug/L	
OU2	W-834-J2	2/25/21		Vinyl chloride	<	0.5		ug/L	
OU2	W-834-J2	2/25/21		Field Oxidation Potential (Eh)		151		mVolts	
OU2	W-834-J2	2/25/21		Field pH		8.3		Units	
OU2	W-834-J2	2/25/21		Field Specific Conductance		866.7		umhos/cm	
OU2	W-834-J2	2/25/21		Field Temperature		17.2		Degrees C	
OU2	W-834-J2	2/25/21		C24H52O4Si		26		ug/L	
OU2	W-834-J2	2/25/21	DUP	Nitrate (as NO3)		140		mg/L	D
OU2	W-834-J2	2/25/21	DUP	1,1-Dichloroethane	<	0.5		ug/L	
OU2	W-834-J2	2/25/21	DUP	1,1-Dichloroethene	<	0.5		ug/L	
OU2	W-834-J2	2/25/21	DUP	1,1,1-Trichloroethane	<	0.5		ug/L	
OU2	W-834-J2	2/25/21	DUP	1,1,2-Trichloroethane	<	0.5		ug/L	
OU2	W-834-J2	2/25/21	DUP	1,1,2,2-Tetrachloroethane	<	0.5		ug/L	
OU2	W-834-J2	2/25/21	DUP	1,2-Dichlorobenzene	<	0.5		ug/L	
OU2	W-834-J2	2/25/21	DUP	1,2-Dichloroethane	<	0.5		ug/L	
OU2	W-834-J2	2/25/21	DUP	1,2-Dichloroethene (total)	<	1		ug/L	
OU2	W-834-J2	2/25/21	DUP	1,2-Dichloropropane	<	0.5		ug/L	
OU2	W-834-J2	2/25/21	DUP	1,3-Dichlorobenzene	<	0.5		ug/L	
OU2	W-834-J2	2/25/21	DUP	1,4-Dichlorobenzene	<	0.5		ug/L	

Attachment 1. Table 1. Groundwater analytical data, Site 300, 2021.

OU	Location	Date	Sample Type	Parameter	LOS Indicator	Result	Error	Units	QA Flag
OU2	W-834-J2	2/25/21	DUP	2-Chloroethylvinylether	<	10		ug/L	
OU2	W-834-J2	2/25/21	DUP	Bromodichloromethane	<	0.5		ug/L	
OU2	W-834-J2	2/25/21	DUP	Bromoform	<	0.5		ug/L	
OU2	W-834-J2	2/25/21	DUP	Bromomethane	<	1		ug/L	
OU2	W-834-J2	2/25/21	DUP	Carbon tetrachloride	<	0.5		ug/L	
OU2	W-834-J2	2/25/21	DUP	Chlorobenzene	<	0.5		ug/L	
OU2	W-834-J2	2/25/21	DUP	Chloroethane	<	0.5		ug/L	
OU2	W-834-J2	2/25/21	DUP	Chloroform	<	0.5		ug/L	
OU2	W-834-J2	2/25/21	DUP	Chloromethane	<	0.5		ug/L	
OU2	W-834-J2	2/25/21	DUP	cis-1,2-Dichloroethene		0.97		ug/L	
OU2	W-834-J2	2/25/21	DUP	cis-1,3-Dichloropropene	<	0.5		ug/L	
OU2	W-834-J2	2/25/21	DUP	Dibromochloromethane	<	0.5		ug/L	
OU2	W-834-J2	2/25/21	DUP	Dichlorodifluoromethane	<	0.5		ug/L	
OU2	W-834-J2	2/25/21	DUP	Methylene chloride	<	1		ug/L	
OU2	W-834-J2	2/25/21	DUP	Tetrachloroethene	<	0.5		ug/L	
OU2	W-834-J2	2/25/21	DUP	trans-1,2-Dichloroethene	<	0.5		ug/L	
OU2	W-834-J2	2/25/21	DUP	trans-1,3-Dichloropropene	<	0.5		ug/L	
OU2	W-834-J2	2/25/21	DUP	Trichloroethene		91		ug/L	
OU2	W-834-J2	2/25/21	DUP	Trichlorofluoromethane	<	0.5		ug/L	
OU2	W-834-J2	2/25/21	DUP	Trichlorotrifluoroethane	<	0.5		ug/L	
OU2	W-834-J2	2/25/21	DUP	Vinyl chloride	<	0.5		ug/L	
OU2	W-834-J2	2/25/21	DUP	C24H52O4Si		34		ug/L	
OU2	W-834-J2	9/30/21		1,1-Dichloroethane	<	0.5		ug/L	
OU2	W-834-J2	9/30/21		1,1-Dichloroethene	<	0.5		ug/L	
OU2	W-834-J2	9/30/21		1,1,1-Trichloroethane	<	0.5		ug/L	
OU2	W-834-J2	9/30/21		1,1,2-Trichloroethane	<	0.5		ug/L	
OU2	W-834-J2	9/30/21		1,1,2,2-Tetrachloroethane	<	0.5		ug/L	
OU2	W-834-J2	9/30/21		1,2-Dichlorobenzene	<	0.5		ug/L	
OU2	W-834-J2	9/30/21		1,2-Dichloroethane	<	0.5		ug/L	
OU2	W-834-J2	9/30/21		1,2-Dichloroethene (total)	<	1		ug/L	
OU2	W-834-J2	9/30/21		1,2-Dichloropropane	<	0.5		ug/L	
OU2	W-834-J2	9/30/21		1,3-Dichlorobenzene	<	0.5		ug/L	
OU2	W-834-J2	9/30/21		1,4-Dichlorobenzene	<	0.5		ug/L	
OU2	W-834-J2	9/30/21		2-Chloroethylvinylether	<	1		ug/L	
OU2	W-834-J2	9/30/21		Bromodichloromethane	<	0.5		ug/L	
OU2	W-834-J2	9/30/21		Bromoform	<	0.5		ug/L	
OU2	W-834-J2	9/30/21		Bromomethane	<	0.5		ug/L	
OU2	W-834-J2	9/30/21		Carbon tetrachloride	<	0.5		ug/L	
OU2	W-834-J2	9/30/21		Chlorobenzene	<	0.5		ug/L	
OU2	W-834-J2	9/30/21		Chloroethane	<	0.5		ug/L	
OU2	W-834-J2	9/30/21		Chloroform	<	0.5		ug/L	
OU2	W-834-J2	9/30/21		Chloromethane	<	0.5		ug/L	
OU2	W-834-J2	9/30/21		cis-1,2-Dichloroethene	<	0.5		ug/L	
OU2	W-834-J2	9/30/21		cis-1,3-Dichloropropene	<	0.5		ug/L	
OU2	W-834-J2	9/30/21		Dibromochloromethane	<	0.5		ug/L	
OU2	W-834-J2	9/30/21		Dichlorodifluoromethane	<	0.5		ug/L	
OU2	W-834-J2	9/30/21		Methylene chloride	<	0.5		ug/L	
OU2	W-834-J2	9/30/21		Tetrachloroethene	<	0.5		ug/L	
OU2	W-834-J2	9/30/21		trans-1,2-Dichloroethene	<	0.5		ug/L	
OU2	W-834-J2	9/30/21		trans-1,3-Dichloropropene	<	0.5		ug/L	
OU2	W-834-J2	9/30/21		Trichloroethene		33		ug/L	
OU2	W-834-J2	9/30/21		Trichlorofluoromethane	<	0.5		ug/L	
OU2	W-834-J2	9/30/21		Trichlorotrifluoroethane	<	0.5		ug/L	
OU2	W-834-J2	9/30/21		Vinyl chloride	<	0.5		ug/L	
OU2	W-834-J2	9/30/21		Field Oxidation Potential (Eh)		160		mVolts	
OU2	W-834-J2	9/30/21		Field pH		8.48		Units	
OU2	W-834-J2	9/30/21		Field Specific Conductance		825.3		umhos/cm	
OU2	W-834-J2	9/30/21		Field Temperature		18.9		Degrees C	
OU2	W-834-M1	3/4/21		Nitrate (as NO3)		310		mg/L	D
OU2	W-834-M1	3/4/21		1,1-Dichloroethane	<	0.5		ug/L	
OU2	W-834-M1	3/4/21		1,1-Dichloroethene	<	0.5		ug/L	
OU2	W-834-M1	3/4/21		1,1,1-Trichloroethane	<	0.5		ug/L	
OU2	W-834-M1	3/4/21		1,1,2-Trichloroethane	<	0.5		ug/L	
OU2	W-834-M1	3/4/21		1,1,2,2-Tetrachloroethane	<	0.5		ug/L	
OU2	W-834-M1	3/4/21		1,2-Dichlorobenzene	<	0.5		ug/L	
OU2	W-834-M1	3/4/21		1,2-Dichloroethane	<	0.5		ug/L	

Attachment 1. Table 1. Groundwater analytical data, Site 300, 2021.

OU	Location	Date	Sample Type	Parameter	LOS Indicator	Result	Error	Units	QA Flag
OU2	W-834-M1	3/4/21		1,2-Dichloroethene (total)	<	1		ug/L	
OU2	W-834-M1	3/4/21		1,2-Dichloropropane	<	0.5		ug/L	
OU2	W-834-M1	3/4/21		1,3-Dichlorobenzene	<	0.5		ug/L	
OU2	W-834-M1	3/4/21		1,4-Dichlorobenzene	<	0.5		ug/L	
OU2	W-834-M1	3/4/21		2-Chloroethylvinylether	<	10		ug/L	
OU2	W-834-M1	3/4/21		Bromodichloromethane	<	0.5		ug/L	
OU2	W-834-M1	3/4/21		Bromoform	<	0.5		ug/L	
OU2	W-834-M1	3/4/21		Bromomethane	<	1		ug/L	
OU2	W-834-M1	3/4/21		Carbon tetrachloride	<	0.5		ug/L	
OU2	W-834-M1	3/4/21		Chlorobenzene	<	0.5		ug/L	
OU2	W-834-M1	3/4/21		Chloroethane	<	0.5		ug/L	
OU2	W-834-M1	3/4/21		Chloroform		1		ug/L	
OU2	W-834-M1	3/4/21		Chloromethane	<	0.5		ug/L	
OU2	W-834-M1	3/4/21		cis-1,2-Dichloroethene	<	0.5		ug/L	
OU2	W-834-M1	3/4/21		cis-1,3-Dichloropropene	<	0.5		ug/L	
OU2	W-834-M1	3/4/21		Dibromochloromethane	<	0.5		ug/L	
OU2	W-834-M1	3/4/21		Dichlorodifluoromethane	<	0.5		ug/L	
OU2	W-834-M1	3/4/21		Methylene chloride	<	1		ug/L	
OU2	W-834-M1	3/4/21		Tetrachloroethene	<	0.5		ug/L	
OU2	W-834-M1	3/4/21		trans-1,2-Dichloroethene	<	0.5		ug/L	
OU2	W-834-M1	3/4/21		trans-1,3-Dichloropropene	<	0.5		ug/L	
OU2	W-834-M1	3/4/21		Trichloroethene	<	0.5		ug/L	
OU2	W-834-M1	3/4/21		Trichlorofluoromethane	<	0.5		ug/L	
OU2	W-834-M1	3/4/21		Trichlorotrifluoroethane	<	0.5		ug/L	
OU2	W-834-M1	3/4/21		Vinyl chloride	<	0.5		ug/L	
OU2	W-834-M1	3/4/21		Field Oxidation Potential (Eh)		171		mVolts	
OU2	W-834-M1	3/4/21		Field pH		7.59		Units	
OU2	W-834-M1	3/4/21		Field Specific Conductance		7516		umhos/cm	
OU2	W-834-M1	3/4/21		Field Temperature		17.7		Degrees C	
OU2	W-834-M1	9/30/21		1,1-Dichloroethane	<	0.5		ug/L	
OU2	W-834-M1	9/30/21		1,1-Dichloroethene	<	0.5		ug/L	
OU2	W-834-M1	9/30/21		1,1,1-Trichloroethane	<	0.5		ug/L	
OU2	W-834-M1	9/30/21		1,1,2-Trichloroethane	<	0.5		ug/L	
OU2	W-834-M1	9/30/21		1,1,2,2-Tetrachloroethane	<	0.5		ug/L	
OU2	W-834-M1	9/30/21		1,2-Dichlorobenzene	<	0.5		ug/L	
OU2	W-834-M1	9/30/21		1,2-Dichloroethane	<	0.5		ug/L	
OU2	W-834-M1	9/30/21		1,2-Dichloroethene (total)	<	1		ug/L	
OU2	W-834-M1	9/30/21		1,2-Dichloropropane	<	0.5		ug/L	
OU2	W-834-M1	9/30/21		1,3-Dichlorobenzene	<	0.5		ug/L	
OU2	W-834-M1	9/30/21		1,4-Dichlorobenzene	<	0.5		ug/L	
OU2	W-834-M1	9/30/21		2-Chloroethylvinylether	<	1		ug/L	
OU2	W-834-M1	9/30/21		Bromodichloromethane	<	0.5		ug/L	
OU2	W-834-M1	9/30/21		Bromoform	<	0.5		ug/L	
OU2	W-834-M1	9/30/21		Bromomethane	<	0.5		ug/L	
OU2	W-834-M1	9/30/21		Carbon tetrachloride	<	0.5		ug/L	
OU2	W-834-M1	9/30/21		Chlorobenzene	<	0.5		ug/L	
OU2	W-834-M1	9/30/21		Chloroethane	<	0.5		ug/L	
OU2	W-834-M1	9/30/21		Chloroform		1.2		ug/L	
OU2	W-834-M1	9/30/21		Chloromethane	<	0.5		ug/L	
OU2	W-834-M1	9/30/21		cis-1,2-Dichloroethene	<	0.5		ug/L	
OU2	W-834-M1	9/30/21		cis-1,3-Dichloropropene	<	0.5		ug/L	
OU2	W-834-M1	9/30/21		Dibromochloromethane	<	0.5		ug/L	
OU2	W-834-M1	9/30/21		Dichlorodifluoromethane	<	0.5		ug/L	
OU2	W-834-M1	9/30/21		Methylene chloride	<	0.5		ug/L	
OU2	W-834-M1	9/30/21		Tetrachloroethene	<	0.5		ug/L	
OU2	W-834-M1	9/30/21		trans-1,2-Dichloroethene	<	0.5		ug/L	
OU2	W-834-M1	9/30/21		trans-1,3-Dichloropropene	<	0.5		ug/L	
OU2	W-834-M1	9/30/21		Trichloroethene	<	0.5		ug/L	
OU2	W-834-M1	9/30/21		Trichlorofluoromethane	<	0.5		ug/L	
OU2	W-834-M1	9/30/21		Trichlorotrifluoroethane	<	0.5		ug/L	
OU2	W-834-M1	9/30/21		Vinyl chloride	<	0.5		ug/L	
OU2	W-834-M1	9/30/21		Field Oxidation Potential (Eh)		187		mVolts	
OU2	W-834-M1	9/30/21		Field pH		7.81		Units	
OU2	W-834-M1	9/30/21		Field Specific Conductance		753.6		umhos/cm	
OU2	W-834-M1	9/30/21		Field Temperature		18.2		Degrees C	
OU2	W-834-S1	3/15/21		Nitrate (as NO3)		130		mg/L	D

Attachment 1. Table 1. Groundwater analytical data, Site 300, 2021.

OU	Location	Date	Sample Type	Parameter	LOS Indicator	Result	Error	Units	QA Flag
OU2	W-834-S1	3/15/21		1,1-Dichloroethane	<	0.5		ug/L	
OU2	W-834-S1	3/15/21		1,1-Dichloroethene	<	0.5		ug/L	
OU2	W-834-S1	3/15/21		1,1,1-Trichloroethane	<	0.5		ug/L	
OU2	W-834-S1	3/15/21		1,1,2-Trichloroethane	<	0.5		ug/L	
OU2	W-834-S1	3/15/21		1,1,2,2-Tetrachloroethane	<	0.5		ug/L	
OU2	W-834-S1	3/15/21		1,2-Dichlorobenzene	<	0.5		ug/L	
OU2	W-834-S1	3/15/21		1,2-Dichloroethane	<	0.5		ug/L	
OU2	W-834-S1	3/15/21		1,2-Dichloroethene (total)		2.8		ug/L	
OU2	W-834-S1	3/15/21		1,2-Dichloropropane	<	0.5		ug/L	
OU2	W-834-S1	3/15/21		1,3-Dichlorobenzene	<	0.5		ug/L	
OU2	W-834-S1	3/15/21		1,4-Dichlorobenzene	<	0.5		ug/L	
OU2	W-834-S1	3/15/21		2-Chloroethylvinylether	<	10		ug/L	
OU2	W-834-S1	3/15/21		Bromodichloromethane	<	0.5		ug/L	
OU2	W-834-S1	3/15/21		Bromoform	<	0.5		ug/L	
OU2	W-834-S1	3/15/21		Bromomethane	<	1		ug/L	
OU2	W-834-S1	3/15/21		Carbon tetrachloride	<	0.5		ug/L	
OU2	W-834-S1	3/15/21		Chlorobenzene	<	0.5		ug/L	
OU2	W-834-S1	3/15/21		Chloroethane	<	0.5		ug/L	
OU2	W-834-S1	3/15/21		Chloroform	<	0.5		ug/L	
OU2	W-834-S1	3/15/21		Chloromethane	<	0.5		ug/L	
OU2	W-834-S1	3/15/21		cis-1,2-Dichloroethene		2.8		ug/L	
OU2	W-834-S1	3/15/21		cis-1,3-Dichloropropene	<	0.5		ug/L	
OU2	W-834-S1	3/15/21		Dibromochloromethane	<	0.5		ug/L	
OU2	W-834-S1	3/15/21		Dichlorodifluoromethane	<	0.5		ug/L	
OU2	W-834-S1	3/15/21		Methylene chloride	<	1		ug/L	
OU2	W-834-S1	3/15/21		Tetrachloroethene		0.81		ug/L	
OU2	W-834-S1	3/15/21		trans-1,2-Dichloroethene	<	0.5		ug/L	
OU2	W-834-S1	3/15/21		trans-1,3-Dichloropropene	<	0.5		ug/L	
OU2	W-834-S1	3/15/21		Trichloroethene		34		ug/L	
OU2	W-834-S1	3/15/21		Trichlorofluoromethane	<	0.5		ug/L	
OU2	W-834-S1	3/15/21		Trichlorotrifluoroethane	<	0.5		ug/L	
OU2	W-834-S1	3/15/21		Vinyl chloride	<	0.5		ug/L	
OU2	W-834-S1	3/15/21		C24H52O4Si	<	10		ug/L	D
OU2	W-834-S1	4/13/21		1,1-Dichloroethane	<	0.5		ug/L	
OU2	W-834-S1	4/13/21		1,1-Dichloroethene	<	0.5		ug/L	
OU2	W-834-S1	4/13/21		1,1,1-Trichloroethane	<	0.5		ug/L	
OU2	W-834-S1	4/13/21		1,1,2-Trichloroethane	<	0.5		ug/L	
OU2	W-834-S1	4/13/21		1,1,2,2-Tetrachloroethane	<	0.5		ug/L	
OU2	W-834-S1	4/13/21		1,2-Dichlorobenzene	<	0.5		ug/L	
OU2	W-834-S1	4/13/21		1,2-Dichloroethane	<	0.5		ug/L	
OU2	W-834-S1	4/13/21		1,2-Dichloroethene (total)		2.4		ug/L	
OU2	W-834-S1	4/13/21		1,2-Dichloropropane	<	0.5		ug/L	
OU2	W-834-S1	4/13/21		1,3-Dichlorobenzene	<	0.5		ug/L	
OU2	W-834-S1	4/13/21		1,4-Dichlorobenzene	<	0.5		ug/L	
OU2	W-834-S1	4/13/21		2-Chloroethylvinylether	<	10		ug/L	
OU2	W-834-S1	4/13/21		Bromodichloromethane	<	0.5		ug/L	
OU2	W-834-S1	4/13/21		Bromoform	<	0.5		ug/L	
OU2	W-834-S1	4/13/21		Bromomethane	<	1		ug/L	
OU2	W-834-S1	4/13/21		Carbon tetrachloride	<	0.5		ug/L	
OU2	W-834-S1	4/13/21		Chlorobenzene	<	0.5		ug/L	
OU2	W-834-S1	4/13/21		Chloroethane	<	0.5		ug/L	
OU2	W-834-S1	4/13/21		Chloroform	<	0.5		ug/L	
OU2	W-834-S1	4/13/21		Chloromethane	<	0.5		ug/L	
OU2	W-834-S1	4/13/21		cis-1,2-Dichloroethene		2.4		ug/L	
OU2	W-834-S1	4/13/21		cis-1,3-Dichloropropene	<	0.5		ug/L	
OU2	W-834-S1	4/13/21		Dibromochloromethane	<	0.5		ug/L	
OU2	W-834-S1	4/13/21		Dichlorodifluoromethane	<	0.5		ug/L	
OU2	W-834-S1	4/13/21		Methylene chloride	<	1		ug/L	
OU2	W-834-S1	4/13/21		Tetrachloroethene		0.67		ug/L	
OU2	W-834-S1	4/13/21		trans-1,2-Dichloroethene	<	0.5		ug/L	
OU2	W-834-S1	4/13/21		trans-1,3-Dichloropropene	<	0.5		ug/L	
OU2	W-834-S1	4/13/21		Trichloroethene		29		ug/L	
OU2	W-834-S1	4/13/21		Trichlorofluoromethane	<	0.5		ug/L	
OU2	W-834-S1	4/13/21		Trichlorotrifluoroethane	<	0.5		ug/L	
OU2	W-834-S1	4/13/21		Vinyl chloride	<	0.5		ug/L	
OU2	W-834-S1	7/21/21		1,1-Dichloroethane	<	0.5		ug/L	

Attachment 1. Table 1. Groundwater analytical data, Site 300, 2021.

OU	Location	Date	Sample Type	Parameter	LOS Indicator	Result	Error	Units	QA Flag
OU2	W-834-S1	7/21/21		1,1-Dichloroethene	<	0.5		ug/L	
OU2	W-834-S1	7/21/21		1,1,1-Trichloroethane	<	0.5		ug/L	
OU2	W-834-S1	7/21/21		1,1,2-Trichloroethane	<	0.5		ug/L	
OU2	W-834-S1	7/21/21		1,1,2,2-Tetrachloroethane	<	0.5		ug/L	
OU2	W-834-S1	7/21/21		1,2-Dichlorobenzene	<	0.5		ug/L	
OU2	W-834-S1	7/21/21		1,2-Dichloroethane	<	0.5		ug/L	
OU2	W-834-S1	7/21/21		1,2-Dichloroethene (total)		3.8		ug/L	
OU2	W-834-S1	7/21/21		1,2-Dichloropropane	<	0.5		ug/L	
OU2	W-834-S1	7/21/21		1,3-Dichlorobenzene	<	0.5		ug/L	
OU2	W-834-S1	7/21/21		1,4-Dichlorobenzene	<	0.5		ug/L	
OU2	W-834-S1	7/21/21		2-Chloroethylvinylether	<	10		ug/L	
OU2	W-834-S1	7/21/21		Bromodichloromethane	<	0.5		ug/L	
OU2	W-834-S1	7/21/21		Bromoform	<	0.5		ug/L	
OU2	W-834-S1	7/21/21		Bromomethane	<	1		ug/L	
OU2	W-834-S1	7/21/21		Carbon tetrachloride	<	0.5		ug/L	
OU2	W-834-S1	7/21/21		Chlorobenzene	<	0.5		ug/L	
OU2	W-834-S1	7/21/21		Chloroethane	<	0.5		ug/L	
OU2	W-834-S1	7/21/21		Chloroform	<	0.5		ug/L	
OU2	W-834-S1	7/21/21		Chloromethane	<	0.5		ug/L	
OU2	W-834-S1	7/21/21		cis-1,2-Dichloroethene		3.8		ug/L	
OU2	W-834-S1	7/21/21		cis-1,3-Dichloropropene	<	0.5		ug/L	
OU2	W-834-S1	7/21/21		Dibromochloromethane	<	0.5		ug/L	
OU2	W-834-S1	7/21/21		Dichlorodifluoromethane	<	0.5		ug/L	
OU2	W-834-S1	7/21/21		Methylene chloride	<	1		ug/L	
OU2	W-834-S1	7/21/21		Tetrachloroethene		0.68		ug/L	
OU2	W-834-S1	7/21/21		trans-1,2-Dichloroethene	<	0.5		ug/L	
OU2	W-834-S1	7/21/21		trans-1,3-Dichloropropene	<	0.5		ug/L	
OU2	W-834-S1	7/21/21		Trichloroethene		45		ug/L	
OU2	W-834-S1	7/21/21		Trichlorofluoromethane	<	0.5		ug/L	
OU2	W-834-S1	7/21/21		Trichlorotrifluoroethane	<	0.5		ug/L	
OU2	W-834-S1	7/21/21		Vinyl chloride	<	0.5		ug/L	
OU2	W-834-S1	7/21/21		C24H52O4Si	<	10		ug/L	
OU2	W-834-S1	10/5/21		1,1-Dichloroethane	<	0.5		ug/L	
OU2	W-834-S1	10/5/21		1,1-Dichloroethene	<	0.5		ug/L	
OU2	W-834-S1	10/5/21		1,1,1-Trichloroethane	<	0.5		ug/L	
OU2	W-834-S1	10/5/21		1,1,2-Trichloroethane	<	0.5		ug/L	
OU2	W-834-S1	10/5/21		1,1,2,2-Tetrachloroethane	<	0.5		ug/L	
OU2	W-834-S1	10/5/21		1,2-Dichlorobenzene	<	0.5		ug/L	
OU2	W-834-S1	10/5/21		1,2-Dichloroethane	<	0.5		ug/L	
OU2	W-834-S1	10/5/21		1,2-Dichloroethene (total)		84		ug/L	D
OU2	W-834-S1	10/5/21		1,2-Dichloropropane	<	0.5		ug/L	
OU2	W-834-S1	10/5/21		1,3-Dichlorobenzene	<	0.5		ug/L	
OU2	W-834-S1	10/5/21		1,4-Dichlorobenzene	<	0.5		ug/L	
OU2	W-834-S1	10/5/21		2-Chloroethylvinylether	<	10		ug/L	
OU2	W-834-S1	10/5/21		Bromodichloromethane	<	0.5		ug/L	
OU2	W-834-S1	10/5/21		Bromoform	<	0.5		ug/L	
OU2	W-834-S1	10/5/21		Bromomethane	<	1		ug/L	
OU2	W-834-S1	10/5/21		Carbon tetrachloride	<	0.5		ug/L	
OU2	W-834-S1	10/5/21		Chlorobenzene	<	0.5		ug/L	
OU2	W-834-S1	10/5/21		Chloroethane	<	0.5		ug/L	
OU2	W-834-S1	10/5/21		Chloroform	<	0.5		ug/L	
OU2	W-834-S1	10/5/21		Chloromethane	<	0.5		ug/L	
OU2	W-834-S1	10/5/21		cis-1,2-Dichloroethene		84		ug/L	D
OU2	W-834-S1	10/5/21		cis-1,3-Dichloropropene	<	0.5		ug/L	
OU2	W-834-S1	10/5/21		Dibromochloromethane	<	0.5		ug/L	
OU2	W-834-S1	10/5/21		Dichlorodifluoromethane	<	0.5		ug/L	
OU2	W-834-S1	10/5/21		Methylene chloride	<	1		ug/L	
OU2	W-834-S1	10/5/21		Tetrachloroethene		4.9		ug/L	
OU2	W-834-S1	10/5/21		trans-1,2-Dichloroethene	<	12		ug/L	D
OU2	W-834-S1	10/5/21		trans-1,3-Dichloropropene	<	0.5		ug/L	
OU2	W-834-S1	10/5/21		Trichloroethene		890		ug/L	D
OU2	W-834-S1	10/5/21		Trichlorofluoromethane	<	0.5		ug/L	
OU2	W-834-S1	10/5/21		Trichlorotrifluoroethane	<	0.5		ug/L	
OU2	W-834-S1	10/5/21		Vinyl chloride	<	0.5		ug/L	
OU2	W-834-S12A	3/15/21		Nitrate (as NO3)		150		mg/L	D
OU2	W-834-S12A	3/15/21		1,1-Dichloroethane	<	0.5		ug/L	

Attachment 1. Table 1. Groundwater analytical data, Site 300, 2021.

OU	Location	Date	Sample Type	Parameter	LOS Indicator	Result	Error	Units	QA Flag
OU2	W-834-S12A	3/15/21		1,1-Dichloroethene	<	0.5		ug/L	
OU2	W-834-S12A	3/15/21		1,1,1-Trichloroethane	<	0.5		ug/L	
OU2	W-834-S12A	3/15/21		1,1,2-Trichloroethane	<	0.5		ug/L	
OU2	W-834-S12A	3/15/21		1,1,2,2-Tetrachloroethane	<	0.5		ug/L	
OU2	W-834-S12A	3/15/21		1,2-Dichlorobenzene	<	0.5		ug/L	
OU2	W-834-S12A	3/15/21		1,2-Dichloroethane	<	0.5		ug/L	
OU2	W-834-S12A	3/15/21		1,2-Dichloroethene (total)	<	1		ug/L	
OU2	W-834-S12A	3/15/21		1,2-Dichloropropane	<	0.5		ug/L	
OU2	W-834-S12A	3/15/21		1,3-Dichlorobenzene	<	0.5		ug/L	
OU2	W-834-S12A	3/15/21		1,4-Dichlorobenzene	<	0.5		ug/L	
OU2	W-834-S12A	3/15/21		2-Chloroethylvinylether	<	10		ug/L	
OU2	W-834-S12A	3/15/21		Bromodichloromethane	<	0.5		ug/L	
OU2	W-834-S12A	3/15/21		Bromoform	<	0.5		ug/L	
OU2	W-834-S12A	3/15/21		Bromomethane	<	1		ug/L	
OU2	W-834-S12A	3/15/21		Carbon tetrachloride	<	0.5		ug/L	
OU2	W-834-S12A	3/15/21		Chlorobenzene	<	0.5		ug/L	
OU2	W-834-S12A	3/15/21		Chloroethane	<	0.5		ug/L	
OU2	W-834-S12A	3/15/21		Chloroform	<	0.5		ug/L	
OU2	W-834-S12A	3/15/21		Chloromethane	<	0.5		ug/L	
OU2	W-834-S12A	3/15/21		cis-1,2-Dichloroethene		0.52		ug/L	
OU2	W-834-S12A	3/15/21		cis-1,3-Dichloropropene	<	0.5		ug/L	
OU2	W-834-S12A	3/15/21		Dibromochloromethane	<	0.5		ug/L	
OU2	W-834-S12A	3/15/21		Dichlorodifluoromethane	<	0.5		ug/L	
OU2	W-834-S12A	3/15/21		Methylene chloride	<	1		ug/L	
OU2	W-834-S12A	3/15/21		Tetrachloroethene	<	0.5		ug/L	
OU2	W-834-S12A	3/15/21		trans-1,2-Dichloroethene	<	0.5		ug/L	
OU2	W-834-S12A	3/15/21		trans-1,3-Dichloropropene	<	0.5		ug/L	
OU2	W-834-S12A	3/15/21		Trichloroethene		120		ug/L	D
OU2	W-834-S12A	3/15/21		Trichlorofluoromethane	<	0.5		ug/L	
OU2	W-834-S12A	3/15/21		Trichlorotrifluoroethane	<	0.5		ug/L	
OU2	W-834-S12A	3/15/21		Vinyl chloride	<	0.5		ug/L	
OU2	W-834-S12A	3/15/21		C24H52O4Si	<	10		ug/L	
OU2	W-834-S12A	4/13/21		1,1-Dichloroethane	<	0.5		ug/L	
OU2	W-834-S12A	4/13/21		1,1-Dichloroethene	<	0.5		ug/L	
OU2	W-834-S12A	4/13/21		1,1,1-Trichloroethane	<	0.5		ug/L	
OU2	W-834-S12A	4/13/21		1,1,2-Trichloroethane	<	0.5		ug/L	
OU2	W-834-S12A	4/13/21		1,1,2,2-Tetrachloroethane	<	0.5		ug/L	
OU2	W-834-S12A	4/13/21		1,2-Dichlorobenzene	<	0.5		ug/L	
OU2	W-834-S12A	4/13/21		1,2-Dichloroethane	<	0.5		ug/L	
OU2	W-834-S12A	4/13/21		1,2-Dichloroethene (total)	<	1		ug/L	
OU2	W-834-S12A	4/13/21		1,2-Dichloropropane	<	0.5		ug/L	
OU2	W-834-S12A	4/13/21		1,3-Dichlorobenzene	<	0.5		ug/L	
OU2	W-834-S12A	4/13/21		1,4-Dichlorobenzene	<	0.5		ug/L	
OU2	W-834-S12A	4/13/21		2-Chloroethylvinylether	<	10		ug/L	
OU2	W-834-S12A	4/13/21		Bromodichloromethane	<	0.5		ug/L	
OU2	W-834-S12A	4/13/21		Bromoform	<	0.5		ug/L	
OU2	W-834-S12A	4/13/21		Bromomethane	<	1		ug/L	
OU2	W-834-S12A	4/13/21		Carbon tetrachloride	<	0.5		ug/L	
OU2	W-834-S12A	4/13/21		Chlorobenzene	<	0.5		ug/L	
OU2	W-834-S12A	4/13/21		Chloroethane	<	0.5		ug/L	
OU2	W-834-S12A	4/13/21		Chloroform	<	0.5		ug/L	
OU2	W-834-S12A	4/13/21		Chloromethane	<	0.5		ug/L	
OU2	W-834-S12A	4/13/21		cis-1,2-Dichloroethene	<	0.5		ug/L	
OU2	W-834-S12A	4/13/21		cis-1,3-Dichloropropene	<	0.5		ug/L	
OU2	W-834-S12A	4/13/21		Dibromochloromethane	<	0.5		ug/L	
OU2	W-834-S12A	4/13/21		Dichlorodifluoromethane	<	0.5		ug/L	
OU2	W-834-S12A	4/13/21		Methylene chloride	<	1		ug/L	
OU2	W-834-S12A	4/13/21		Tetrachloroethene	<	0.5		ug/L	
OU2	W-834-S12A	4/13/21		trans-1,2-Dichloroethene	<	0.5		ug/L	
OU2	W-834-S12A	4/13/21		trans-1,3-Dichloropropene	<	0.5		ug/L	
OU2	W-834-S12A	4/13/21		Trichloroethene		87		ug/L	
OU2	W-834-S12A	4/13/21		Trichlorofluoromethane	<	0.5		ug/L	
OU2	W-834-S12A	4/13/21		Trichlorotrifluoroethane	<	0.5		ug/L	
OU2	W-834-S12A	4/13/21		Vinyl chloride	<	0.5		ug/L	
OU2	W-834-S12A	7/21/21		1,1-Dichloroethane	<	0.5		ug/L	
OU2	W-834-S12A	7/21/21		1,1-Dichloroethene	<	0.5		ug/L	

Attachment 1. Table 1. Groundwater analytical data, Site 300, 2021.

OU	Location	Date	Sample Type	Parameter	LOS Indicator	Result	Error	Units	QA Flag
OU2	W-834-S12A	7/21/21		1,1,1-Trichloroethane	<	0.5		ug/L	
OU2	W-834-S12A	7/21/21		1,1,2-Trichloroethane	<	0.5		ug/L	
OU2	W-834-S12A	7/21/21		1,1,2,2-Tetrachloroethane	<	0.5		ug/L	
OU2	W-834-S12A	7/21/21		1,2-Dichlorobenzene	<	0.5		ug/L	
OU2	W-834-S12A	7/21/21		1,2-Dichloroethane	<	0.5		ug/L	
OU2	W-834-S12A	7/21/21		1,2-Dichloroethene (total)	<	1		ug/L	
OU2	W-834-S12A	7/21/21		1,2-Dichloropropane	<	0.5		ug/L	
OU2	W-834-S12A	7/21/21		1,3-Dichlorobenzene	<	0.5		ug/L	
OU2	W-834-S12A	7/21/21		1,4-Dichlorobenzene	<	0.5		ug/L	
OU2	W-834-S12A	7/21/21		2-Chloroethylvinylether	<	10		ug/L	
OU2	W-834-S12A	7/21/21		Bromodichloromethane	<	0.5		ug/L	
OU2	W-834-S12A	7/21/21		Bromoform	<	0.5		ug/L	
OU2	W-834-S12A	7/21/21		Bromomethane	<	1		ug/L	
OU2	W-834-S12A	7/21/21		Carbon tetrachloride	<	0.5		ug/L	
OU2	W-834-S12A	7/21/21		Chlorobenzene	<	0.5		ug/L	
OU2	W-834-S12A	7/21/21		Chloroethane	<	0.5		ug/L	
OU2	W-834-S12A	7/21/21		Chloroform	<	0.5		ug/L	
OU2	W-834-S12A	7/21/21		Chloromethane	<	0.5		ug/L	
OU2	W-834-S12A	7/21/21		cis-1,2-Dichloroethene	<	0.5		ug/L	
OU2	W-834-S12A	7/21/21		cis-1,3-Dichloropropene	<	0.5		ug/L	
OU2	W-834-S12A	7/21/21		Dibromochloromethane	<	0.5		ug/L	
OU2	W-834-S12A	7/21/21		Dichlorodifluoromethane	<	0.5		ug/L	
OU2	W-834-S12A	7/21/21		Methylene chloride	<	1		ug/L	
OU2	W-834-S12A	7/21/21		Tetrachloroethene	<	0.5		ug/L	
OU2	W-834-S12A	7/21/21		trans-1,2-Dichloroethene	<	0.5		ug/L	
OU2	W-834-S12A	7/21/21		trans-1,3-Dichloropropene	<	0.5		ug/L	
OU2	W-834-S12A	7/21/21		Trichloroethene		130		ug/L	D
OU2	W-834-S12A	7/21/21		Trichlorofluoromethane	<	0.5		ug/L	
OU2	W-834-S12A	7/21/21		Trichlorotrifluoroethane	<	0.5		ug/L	
OU2	W-834-S12A	7/21/21		Vinyl chloride	<	0.5		ug/L	
OU2	W-834-S12A	7/21/21		C24H52O4Si	<	10		ug/L	
OU2	W-834-S12A	10/5/21		1,1-Dichloroethane	<	0.5		ug/L	
OU2	W-834-S12A	10/5/21		1,1-Dichloroethene	<	0.5		ug/L	
OU2	W-834-S12A	10/5/21		1,1,1-Trichloroethane	<	0.5		ug/L	
OU2	W-834-S12A	10/5/21		1,1,2-Trichloroethane		0.66		ug/L	
OU2	W-834-S12A	10/5/21		1,1,2,2-Tetrachloroethane	<	0.5		ug/L	
OU2	W-834-S12A	10/5/21		1,2-Dichlorobenzene	<	0.5		ug/L	
OU2	W-834-S12A	10/5/21		1,2-Dichloroethane	<	0.5		ug/L	
OU2	W-834-S12A	10/5/21		1,2-Dichloroethene (total)		2.3		ug/L	
OU2	W-834-S12A	10/5/21		1,2-Dichloropropane	<	0.5		ug/L	
OU2	W-834-S12A	10/5/21		1,3-Dichlorobenzene	<	0.5		ug/L	
OU2	W-834-S12A	10/5/21		1,4-Dichlorobenzene	<	0.5		ug/L	
OU2	W-834-S12A	10/5/21		2-Chloroethylvinylether	<	10		ug/L	
OU2	W-834-S12A	10/5/21		Bromodichloromethane	<	0.5		ug/L	
OU2	W-834-S12A	10/5/21		Bromoform	<	0.5		ug/L	
OU2	W-834-S12A	10/5/21		Bromomethane	<	1		ug/L	
OU2	W-834-S12A	10/5/21		Carbon tetrachloride	<	0.5		ug/L	
OU2	W-834-S12A	10/5/21		Chlorobenzene	<	0.5		ug/L	
OU2	W-834-S12A	10/5/21		Chloroethane	<	0.5		ug/L	
OU2	W-834-S12A	10/5/21		Chloroform	<	0.5		ug/L	
OU2	W-834-S12A	10/5/21		Chloromethane	<	0.5		ug/L	
OU2	W-834-S12A	10/5/21		cis-1,2-Dichloroethene		2.3		ug/L	
OU2	W-834-S12A	10/5/21		cis-1,3-Dichloropropene	<	0.5		ug/L	
OU2	W-834-S12A	10/5/21		Dibromochloromethane	<	0.5		ug/L	
OU2	W-834-S12A	10/5/21		Dichlorodifluoromethane	<	0.5		ug/L	
OU2	W-834-S12A	10/5/21		Methylene chloride	<	1		ug/L	
OU2	W-834-S12A	10/5/21		Tetrachloroethene		0.52		ug/L	
OU2	W-834-S12A	10/5/21		trans-1,2-Dichloroethene	<	0.5		ug/L	
OU2	W-834-S12A	10/5/21		trans-1,3-Dichloropropene	<	0.5		ug/L	
OU2	W-834-S12A	10/5/21		Trichloroethene		590		ug/L	D
OU2	W-834-S12A	10/5/21		Trichlorofluoromethane	<	0.5		ug/L	
OU2	W-834-S12A	10/5/21		Trichlorotrifluoroethane	<	0.5		ug/L	
OU2	W-834-S12A	10/5/21		Vinyl chloride	<	0.5		ug/L	
OU2	W-834-S13	3/15/21		Nitrate (as NO3)		160		mg/L	D
OU2	W-834-S13	3/15/21		1,1-Dichloroethane	<	0.5		ug/L	
OU2	W-834-S13	3/15/21		1,1-Dichloroethene	<	0.5		ug/L	

Attachment 1. Table 1. Groundwater analytical data, Site 300, 2021.

OU	Location	Date	Sample Type	Parameter	LOS Indicator	Result	Error	Units	QA Flag
OU2	W-834-S13	3/15/21		1,1,1-Trichloroethane	<	0.5		ug/L	
OU2	W-834-S13	3/15/21		1,1,2-Trichloroethane	<	0.5		ug/L	
OU2	W-834-S13	3/15/21		1,1,2,2-Tetrachloroethane	<	0.5		ug/L	
OU2	W-834-S13	3/15/21		1,2-Dichlorobenzene	<	0.5		ug/L	
OU2	W-834-S13	3/15/21		1,2-Dichloroethane	<	0.5		ug/L	
OU2	W-834-S13	3/15/21		1,2-Dichloroethene (total)	<	1		ug/L	
OU2	W-834-S13	3/15/21		1,2-Dichloropropane	<	0.5		ug/L	
OU2	W-834-S13	3/15/21		1,3-Dichlorobenzene	<	0.5		ug/L	
OU2	W-834-S13	3/15/21		1,4-Dichlorobenzene	<	0.5		ug/L	
OU2	W-834-S13	3/15/21		2-Chloroethylvinylether	<	10		ug/L	
OU2	W-834-S13	3/15/21		Bromodichloromethane	<	0.5		ug/L	
OU2	W-834-S13	3/15/21		Bromoform	<	0.5		ug/L	
OU2	W-834-S13	3/15/21		Bromomethane	<	1		ug/L	
OU2	W-834-S13	3/15/21		Carbon tetrachloride	<	0.5		ug/L	
OU2	W-834-S13	3/15/21		Chlorobenzene	<	0.5		ug/L	
OU2	W-834-S13	3/15/21		Chloroethane	<	0.5		ug/L	
OU2	W-834-S13	3/15/21		Chloroform	<	0.5		ug/L	
OU2	W-834-S13	3/15/21		Chloromethane	<	0.5		ug/L	
OU2	W-834-S13	3/15/21		cis-1,2-Dichloroethene		0.95		ug/L	
OU2	W-834-S13	3/15/21		cis-1,3-Dichloropropene	<	0.5		ug/L	
OU2	W-834-S13	3/15/21		Dibromochloromethane	<	0.5		ug/L	
OU2	W-834-S13	3/15/21		Dichlorodifluoromethane	<	0.5		ug/L	
OU2	W-834-S13	3/15/21		Methylene chloride	<	1		ug/L	
OU2	W-834-S13	3/15/21		Tetrachloroethene	<	0.5		ug/L	
OU2	W-834-S13	3/15/21		trans-1,2-Dichloroethene	<	0.5		ug/L	
OU2	W-834-S13	3/15/21		trans-1,3-Dichloropropene	<	0.5		ug/L	
OU2	W-834-S13	3/15/21		Trichloroethene		22		ug/L	
OU2	W-834-S13	3/15/21		Trichlorofluoromethane	<	0.5		ug/L	
OU2	W-834-S13	3/15/21		Trichlorotrifluoroethane	<	0.5		ug/L	
OU2	W-834-S13	3/15/21		Vinyl chloride	<	0.5		ug/L	
OU2	W-834-S13	3/15/21		C24H52O4Si	<	10		ug/L	
OU2	W-834-S13	4/13/21		1,1-Dichloroethane	<	0.5		ug/L	
OU2	W-834-S13	4/13/21		1,1-Dichloroethene	<	0.5		ug/L	
OU2	W-834-S13	4/13/21		1,1,1-Trichloroethane	<	0.5		ug/L	
OU2	W-834-S13	4/13/21		1,1,2-Trichloroethane	<	0.5		ug/L	
OU2	W-834-S13	4/13/21		1,1,2,2-Tetrachloroethane	<	0.5		ug/L	
OU2	W-834-S13	4/13/21		1,2-Dichlorobenzene	<	0.5		ug/L	
OU2	W-834-S13	4/13/21		1,2-Dichloroethane	<	0.5		ug/L	
OU2	W-834-S13	4/13/21		1,2-Dichloroethene (total)	<	1		ug/L	
OU2	W-834-S13	4/13/21		1,2-Dichloropropane	<	0.5		ug/L	
OU2	W-834-S13	4/13/21		1,3-Dichlorobenzene	<	0.5		ug/L	
OU2	W-834-S13	4/13/21		1,4-Dichlorobenzene	<	0.5		ug/L	
OU2	W-834-S13	4/13/21		2-Chloroethylvinylether	<	10		ug/L	
OU2	W-834-S13	4/13/21		Bromodichloromethane	<	0.5		ug/L	
OU2	W-834-S13	4/13/21		Bromoform	<	0.5		ug/L	
OU2	W-834-S13	4/13/21		Bromomethane	<	1		ug/L	
OU2	W-834-S13	4/13/21		Carbon tetrachloride	<	0.5		ug/L	
OU2	W-834-S13	4/13/21		Chlorobenzene	<	0.5		ug/L	
OU2	W-834-S13	4/13/21		Chloroethane	<	0.5		ug/L	
OU2	W-834-S13	4/13/21		Chloroform	<	0.5		ug/L	
OU2	W-834-S13	4/13/21		Chloromethane	<	0.5		ug/L	
OU2	W-834-S13	4/13/21		cis-1,2-Dichloroethene	<	0.5		ug/L	
OU2	W-834-S13	4/13/21		cis-1,3-Dichloropropene	<	0.5		ug/L	
OU2	W-834-S13	4/13/21		Dibromochloromethane	<	0.5		ug/L	
OU2	W-834-S13	4/13/21		Dichlorodifluoromethane	<	0.5		ug/L	
OU2	W-834-S13	4/13/21		Methylene chloride	<	1		ug/L	
OU2	W-834-S13	4/13/21		Tetrachloroethene	<	0.5		ug/L	
OU2	W-834-S13	4/13/21		trans-1,2-Dichloroethene	<	0.5		ug/L	
OU2	W-834-S13	4/13/21		trans-1,3-Dichloropropene	<	0.5		ug/L	
OU2	W-834-S13	4/13/21		Trichloroethene		10		ug/L	
OU2	W-834-S13	4/13/21		Trichlorofluoromethane	<	0.5		ug/L	
OU2	W-834-S13	4/13/21		Trichlorotrifluoroethane	<	0.5		ug/L	
OU2	W-834-S13	4/13/21		Vinyl chloride	<	0.5		ug/L	
OU2	W-834-S13	7/21/21		1,1-Dichloroethane	<	0.5		ug/L	
OU2	W-834-S13	7/21/21		1,1-Dichloroethene	<	0.5		ug/L	
OU2	W-834-S13	7/21/21		1,1,1-Trichloroethane	<	0.5		ug/L	

Attachment 1. Table 1. Groundwater analytical data, Site 300, 2021.

OU	Location	Date	Sample Type	Parameter	LOS Indicator	Result	Error	Units	QA Flag
OU2	W-834-S13	7/21/21		1,1,2-Trichloroethane	<	0.5		ug/L	
OU2	W-834-S13	7/21/21		1,1,2,2-Tetrachloroethane	<	0.5		ug/L	
OU2	W-834-S13	7/21/21		1,2-Dichlorobenzene	<	0.5		ug/L	
OU2	W-834-S13	7/21/21		1,2-Dichloroethane	<	0.5		ug/L	
OU2	W-834-S13	7/21/21		1,2-Dichloroethene (total)	<	1		ug/L	
OU2	W-834-S13	7/21/21		1,2-Dichloropropane	<	0.5		ug/L	
OU2	W-834-S13	7/21/21		1,3-Dichlorobenzene	<	0.5		ug/L	
OU2	W-834-S13	7/21/21		1,4-Dichlorobenzene	<	0.5		ug/L	
OU2	W-834-S13	7/21/21		2-Chloroethylvinylether	<	10		ug/L	
OU2	W-834-S13	7/21/21		Bromodichloromethane	<	0.5		ug/L	
OU2	W-834-S13	7/21/21		Bromoform	<	0.5		ug/L	
OU2	W-834-S13	7/21/21		Bromomethane	<	1		ug/L	
OU2	W-834-S13	7/21/21		Carbon tetrachloride	<	0.5		ug/L	
OU2	W-834-S13	7/21/21		Chlorobenzene	<	0.5		ug/L	
OU2	W-834-S13	7/21/21		Chloroethane	<	0.5		ug/L	
OU2	W-834-S13	7/21/21		Chloroform	<	0.5		ug/L	
OU2	W-834-S13	7/21/21		Chloromethane	<	0.5		ug/L	
OU2	W-834-S13	7/21/21		cis-1,2-Dichloroethene		0.78		ug/L	
OU2	W-834-S13	7/21/21		cis-1,3-Dichloropropene	<	0.5		ug/L	
OU2	W-834-S13	7/21/21		Dibromochloromethane	<	0.5		ug/L	
OU2	W-834-S13	7/21/21		Dichlorodifluoromethane	<	0.5		ug/L	
OU2	W-834-S13	7/21/21		Methylene chloride	<	1		ug/L	
OU2	W-834-S13	7/21/21		Tetrachloroethene	<	0.5		ug/L	
OU2	W-834-S13	7/21/21		trans-1,2-Dichloroethene	<	0.5		ug/L	
OU2	W-834-S13	7/21/21		trans-1,3-Dichloropropene	<	0.5		ug/L	
OU2	W-834-S13	7/21/21		Trichloroethene		18		ug/L	
OU2	W-834-S13	7/21/21		Trichlorofluoromethane	<	0.5		ug/L	
OU2	W-834-S13	7/21/21		Trichlorotrifluoroethane	<	0.5		ug/L	
OU2	W-834-S13	7/21/21		Vinyl chloride	<	0.5		ug/L	
OU2	W-834-S13	7/21/21		C24H52O4Si	<	10		ug/L	
OU2	W-834-S13	10/5/21		1,1-Dichloroethane	<	0.5		ug/L	
OU2	W-834-S13	10/5/21		1,1-Dichloroethene	<	0.5		ug/L	
OU2	W-834-S13	10/5/21		1,1,1-Trichloroethane	<	0.5		ug/L	
OU2	W-834-S13	10/5/21		1,1,2-Trichloroethane	<	0.5		ug/L	
OU2	W-834-S13	10/5/21		1,1,2,2-Tetrachloroethane	<	0.5		ug/L	
OU2	W-834-S13	10/5/21		1,2-Dichlorobenzene	<	0.5		ug/L	
OU2	W-834-S13	10/5/21		1,2-Dichloroethane	<	0.5		ug/L	
OU2	W-834-S13	10/5/21		1,2-Dichloroethene (total)		8.6		ug/L	
OU2	W-834-S13	10/5/21		1,2-Dichloropropane	<	0.5		ug/L	
OU2	W-834-S13	10/5/21		1,3-Dichlorobenzene	<	0.5		ug/L	
OU2	W-834-S13	10/5/21		1,4-Dichlorobenzene	<	0.5		ug/L	
OU2	W-834-S13	10/5/21		2-Chloroethylvinylether	<	10		ug/L	
OU2	W-834-S13	10/5/21		Bromodichloromethane	<	0.5		ug/L	
OU2	W-834-S13	10/5/21		Bromoform	<	0.5		ug/L	
OU2	W-834-S13	10/5/21		Bromomethane	<	1		ug/L	
OU2	W-834-S13	10/5/21		Carbon tetrachloride	<	0.5		ug/L	
OU2	W-834-S13	10/5/21		Chlorobenzene	<	0.5		ug/L	
OU2	W-834-S13	10/5/21		Chloroethane	<	0.5		ug/L	
OU2	W-834-S13	10/5/21		Chloroform	<	0.5		ug/L	
OU2	W-834-S13	10/5/21		Chloromethane	<	0.5		ug/L	
OU2	W-834-S13	10/5/21		cis-1,2-Dichloroethene		8.6		ug/L	
OU2	W-834-S13	10/5/21		cis-1,3-Dichloropropene	<	0.5		ug/L	
OU2	W-834-S13	10/5/21		Dibromochloromethane	<	0.5		ug/L	
OU2	W-834-S13	10/5/21		Dichlorodifluoromethane	<	0.5		ug/L	
OU2	W-834-S13	10/5/21		Methylene chloride	<	1		ug/L	
OU2	W-834-S13	10/5/21		Tetrachloroethene		0.74		ug/L	
OU2	W-834-S13	10/5/21		trans-1,2-Dichloroethene	<	0.5		ug/L	
OU2	W-834-S13	10/5/21		trans-1,3-Dichloropropene	<	0.5		ug/L	
OU2	W-834-S13	10/5/21		Trichloroethene		190		ug/L	D
OU2	W-834-S13	10/5/21		Trichlorofluoromethane	<	0.5		ug/L	
OU2	W-834-S13	10/5/21		Trichlorotrifluoroethane	<	0.5		ug/L	
OU2	W-834-S13	10/5/21		Vinyl chloride	<	0.5		ug/L	
OU2	W-834-S4	3/4/21		Nitrate (as NO3)		190		mg/L	D
OU2	W-834-S4	3/4/21		1,1-Dichloroethane	<	0.5		ug/L	
OU2	W-834-S4	3/4/21		1,1-Dichloroethene	<	0.5		ug/L	
OU2	W-834-S4	3/4/21		1,1,1-Trichloroethane	<	0.5		ug/L	

Attachment 1. Table 1. Groundwater analytical data, Site 300, 2021.

OU	Location	Date	Sample Type	Parameter	LOS Indicator	Result	Error	Units	QA Flag
OU2	W-834-S4	3/4/21		1,1,2-Trichloroethane	<	0.5		ug/L	
OU2	W-834-S4	3/4/21		1,1,2,2-Tetrachloroethane	<	0.5		ug/L	
OU2	W-834-S4	3/4/21		1,2-Dichlorobenzene	<	0.5		ug/L	
OU2	W-834-S4	3/4/21		1,2-Dichloroethane	<	0.5		ug/L	
OU2	W-834-S4	3/4/21		1,2-Dichloroethene (total)	<	1		ug/L	
OU2	W-834-S4	3/4/21		1,2-Dichloropropane	<	0.5		ug/L	
OU2	W-834-S4	3/4/21		1,3-Dichlorobenzene	<	0.5		ug/L	
OU2	W-834-S4	3/4/21		1,4-Dichlorobenzene	<	0.5		ug/L	
OU2	W-834-S4	3/4/21		2-Chloroethylvinylether	<	10		ug/L	
OU2	W-834-S4	3/4/21		Bromodichloromethane	<	0.5		ug/L	
OU2	W-834-S4	3/4/21		Bromoform	<	0.5		ug/L	
OU2	W-834-S4	3/4/21		Bromomethane	<	1		ug/L	
OU2	W-834-S4	3/4/21		Carbon tetrachloride	<	0.5		ug/L	
OU2	W-834-S4	3/4/21		Chlorobenzene	<	0.5		ug/L	
OU2	W-834-S4	3/4/21		Chloroethane	<	0.5		ug/L	
OU2	W-834-S4	3/4/21		Chloroform	<	0.5		ug/L	
OU2	W-834-S4	3/4/21		Chloromethane	<	0.5		ug/L	
OU2	W-834-S4	3/4/21		cis-1,2-Dichloroethene	<	0.5		ug/L	
OU2	W-834-S4	3/4/21		cis-1,3-Dichloropropene	<	0.5		ug/L	
OU2	W-834-S4	3/4/21		Dibromochloromethane	<	0.5		ug/L	
OU2	W-834-S4	3/4/21		Dichlorodifluoromethane	<	0.5		ug/L	
OU2	W-834-S4	3/4/21		Methylene chloride	<	1		ug/L	
OU2	W-834-S4	3/4/21		Tetrachloroethene	<	0.5		ug/L	
OU2	W-834-S4	3/4/21		trans-1,2-Dichloroethene	<	0.5		ug/L	
OU2	W-834-S4	3/4/21		trans-1,3-Dichloropropene	<	0.5		ug/L	
OU2	W-834-S4	3/4/21		Trichloroethene		14		ug/L	
OU2	W-834-S4	3/4/21		Trichlorofluoromethane	<	0.5		ug/L	
OU2	W-834-S4	3/4/21		Trichlorotrifluoroethane	<	0.5		ug/L	
OU2	W-834-S4	3/4/21		Vinyl chloride	<	0.5		ug/L	
OU2	W-834-S4	3/4/21		Field Oxidation Potential (Eh)		180		mVolts	
OU2	W-834-S4	3/4/21		Field pH		7.85		Units	
OU2	W-834-S4	3/4/21		Field Specific Conductance		3291		umhos/cm	
OU2	W-834-S4	3/4/21		Field Temperature		18.8		Degrees C	
OU2	W-834-S4	3/4/21		C24H52O4Si	<	10		ug/L	D
OU2	W-834-S4	3/4/21	DUP	Nitrate (as NO3)		170		mg/L	D
OU2	W-834-S4	3/4/21	DUP	1,1-Dichloroethane	<	0.5		ug/L	
OU2	W-834-S4	3/4/21	DUP	1,1-Dichloroethene	<	0.5		ug/L	
OU2	W-834-S4	3/4/21	DUP	1,1,1-Trichloroethane	<	0.5		ug/L	
OU2	W-834-S4	3/4/21	DUP	1,1,2-Trichloroethane	<	0.5		ug/L	
OU2	W-834-S4	3/4/21	DUP	1,1,2,2-Tetrachloroethane	<	0.5		ug/L	
OU2	W-834-S4	3/4/21	DUP	1,2-Dichlorobenzene	<	0.5		ug/L	
OU2	W-834-S4	3/4/21	DUP	1,2-Dichloroethane	<	0.5		ug/L	
OU2	W-834-S4	3/4/21	DUP	1,2-Dichloroethene (total)	<	1		ug/L	
OU2	W-834-S4	3/4/21	DUP	1,2-Dichloropropane	<	0.5		ug/L	
OU2	W-834-S4	3/4/21	DUP	1,3-Dichlorobenzene	<	0.5		ug/L	
OU2	W-834-S4	3/4/21	DUP	1,4-Dichlorobenzene	<	0.5		ug/L	
OU2	W-834-S4	3/4/21	DUP	2-Chloroethylvinylether	<	1		ug/L	
OU2	W-834-S4	3/4/21	DUP	Bromodichloromethane	<	0.5		ug/L	
OU2	W-834-S4	3/4/21	DUP	Bromoform	<	0.5		ug/L	
OU2	W-834-S4	3/4/21	DUP	Bromomethane	<	0.5		ug/L	
OU2	W-834-S4	3/4/21	DUP	Carbon tetrachloride	<	0.5		ug/L	
OU2	W-834-S4	3/4/21	DUP	Chlorobenzene	<	0.5		ug/L	
OU2	W-834-S4	3/4/21	DUP	Chloroethane	<	0.5		ug/L	
OU2	W-834-S4	3/4/21	DUP	Chloroform	<	0.5		ug/L	
OU2	W-834-S4	3/4/21	DUP	Chloromethane	<	0.5		ug/L	
OU2	W-834-S4	3/4/21	DUP	cis-1,2-Dichloroethene	<	0.5		ug/L	
OU2	W-834-S4	3/4/21	DUP	cis-1,3-Dichloropropene	<	0.5		ug/L	
OU2	W-834-S4	3/4/21	DUP	Dibromochloromethane	<	0.5		ug/L	
OU2	W-834-S4	3/4/21	DUP	Dichlorodifluoromethane	<	0.5		ug/L	
OU2	W-834-S4	3/4/21	DUP	Methylene chloride	<	0.5		ug/L	
OU2	W-834-S4	3/4/21	DUP	Tetrachloroethene	<	0.5		ug/L	
OU2	W-834-S4	3/4/21	DUP	trans-1,2-Dichloroethene	<	0.5		ug/L	
OU2	W-834-S4	3/4/21	DUP	trans-1,3-Dichloropropene	<	0.5		ug/L	
OU2	W-834-S4	3/4/21	DUP	Trichloroethene		13		ug/L	
OU2	W-834-S4	3/4/21	DUP	Trichlorofluoromethane	<	0.5		ug/L	
OU2	W-834-S4	3/4/21	DUP	Trichlorotrifluoroethane	<	0.5		ug/L	

Attachment 1. Table 1. Groundwater analytical data, Site 300, 2021.

OU	Location	Date	Sample Type	Parameter	LOS Indicator	Result	Error	Units	QA Flag
OU2	W-834-S4	3/4/21	DUP	Vinyl chloride	<	0.5		ug/L	
OU2	W-834-S4	3/4/21	DUP	C24H52O4Si	<	10		ug/L	D
OU2	W-834-S8	2/23/21		Nitrate (as NO3)		130		mg/L	D
OU2	W-834-S8	2/23/21		1,1-Dichloroethane	<	2.5		ug/L	D
OU2	W-834-S8	2/23/21		1,1-Dichloroethene	<	2.5		ug/L	D
OU2	W-834-S8	2/23/21		1,1,1-Trichloroethane	<	2.5		ug/L	D
OU2	W-834-S8	2/23/21		1,1,2-Trichloroethane	<	2.5		ug/L	D
OU2	W-834-S8	2/23/21		1,1,2,2-Tetrachloroethane	<	2.5		ug/L	D
OU2	W-834-S8	2/23/21		1,2-Dichlorobenzene	<	2.5		ug/L	D
OU2	W-834-S8	2/23/21		1,2-Dichloroethane	<	2.5		ug/L	D
OU2	W-834-S8	2/23/21		1,2-Dichloroethene (total)		56		ug/L	D
OU2	W-834-S8	2/23/21		1,2-Dichloropropane	<	2.5		ug/L	D
OU2	W-834-S8	2/23/21		1,3-Dichlorobenzene	<	2.5		ug/L	D
OU2	W-834-S8	2/23/21		1,4-Dichlorobenzene	<	2.5		ug/L	D
OU2	W-834-S8	2/23/21		2-Chloroethylvinylether	<	50		ug/L	D
OU2	W-834-S8	2/23/21		Bromodichloromethane	<	2.5		ug/L	D
OU2	W-834-S8	2/23/21		Bromoform	<	2.5		ug/L	D
OU2	W-834-S8	2/23/21		Bromomethane	<	5		ug/L	D
OU2	W-834-S8	2/23/21		Carbon tetrachloride	<	2.5		ug/L	D
OU2	W-834-S8	2/23/21		Chlorobenzene	<	2.5		ug/L	D
OU2	W-834-S8	2/23/21		Chloroethane	<	2.5		ug/L	D
OU2	W-834-S8	2/23/21		Chloroform	<	2.5		ug/L	D
OU2	W-834-S8	2/23/21		Chloromethane	<	2.5		ug/L	D
OU2	W-834-S8	2/23/21		cis-1,2-Dichloroethene		56		ug/L	D
OU2	W-834-S8	2/23/21		cis-1,3-Dichloropropene	<	2.5		ug/L	D
OU2	W-834-S8	2/23/21		Dibromochloromethane	<	2.5		ug/L	D
OU2	W-834-S8	2/23/21		Dichlorodifluoromethane	<	2.5		ug/L	D
OU2	W-834-S8	2/23/21		Methylene chloride	<	5		ug/L	D
OU2	W-834-S8	2/23/21		Tetrachloroethene		29		ug/L	D
OU2	W-834-S8	2/23/21		trans-1,2-Dichloroethene	<	2.5		ug/L	D
OU2	W-834-S8	2/23/21		trans-1,3-Dichloropropene	<	2.5		ug/L	D
OU2	W-834-S8	2/23/21		Trichloroethene		3000		ug/L	D
OU2	W-834-S8	2/23/21		Trichlorofluoromethane	<	2.5		ug/L	D
OU2	W-834-S8	2/23/21		Trichlorotrifluoroethane	<	2.5		ug/L	D
OU2	W-834-S8	2/23/21		Vinyl chloride	<	2.5		ug/L	D
OU2	W-834-S8	2/23/21		Diesel Range Organics (C12-C24)	<	200		ug/L	D
OU2	W-834-S8	2/23/21		Field Oxidation Potential (Eh)		153		mVolts	
OU2	W-834-S8	2/23/21		Field pH		8.32		Units	
OU2	W-834-S8	2/23/21		Field Specific Conductance		2047		umhos/cm	
OU2	W-834-S8	2/23/21		Field Temperature		18.3		Degrees C	
OU2	W-834-S8	2/23/21		C24H52O4Si	<	11		ug/L	D
OU2	W-834-S8	2/23/21	DUP	Nitrate (as NO3)		130		mg/L	D
OU2	W-834-S8	2/23/21	DUP	1,1-Dichloroethane	<	0.5		ug/L	
OU2	W-834-S8	2/23/21	DUP	1,1-Dichloroethene	<	0.5		ug/L	
OU2	W-834-S8	2/23/21	DUP	1,1,1-Trichloroethane	<	0.5		ug/L	
OU2	W-834-S8	2/23/21	DUP	1,1,2-Trichloroethane		1.3		ug/L	
OU2	W-834-S8	2/23/21	DUP	1,1,2,2-Tetrachloroethane	<	0.5		ug/L	
OU2	W-834-S8	2/23/21	DUP	1,2-Dichlorobenzene	<	0.5		ug/L	
OU2	W-834-S8	2/23/21	DUP	1,2-Dichloroethane	<	0.5		ug/L	
OU2	W-834-S8	2/23/21	DUP	1,2-Dichloroethene (total)		58		ug/L	
OU2	W-834-S8	2/23/21	DUP	1,2-Dichloropropane	<	0.5		ug/L	
OU2	W-834-S8	2/23/21	DUP	1,3-Dichlorobenzene	<	0.5		ug/L	
OU2	W-834-S8	2/23/21	DUP	1,4-Dichlorobenzene	<	0.5		ug/L	
OU2	W-834-S8	2/23/21	DUP	2-Chloroethylvinylether	<	1		ug/L	
OU2	W-834-S8	2/23/21	DUP	Bromodichloromethane	<	0.5		ug/L	
OU2	W-834-S8	2/23/21	DUP	Bromoform	<	0.5		ug/L	
OU2	W-834-S8	2/23/21	DUP	Bromomethane	<	0.5		ug/L	
OU2	W-834-S8	2/23/21	DUP	Carbon tetrachloride	<	0.5		ug/L	
OU2	W-834-S8	2/23/21	DUP	Chlorobenzene	<	0.5		ug/L	
OU2	W-834-S8	2/23/21	DUP	Chloroethane	<	0.5		ug/L	
OU2	W-834-S8	2/23/21	DUP	Chloroform		2		ug/L	
OU2	W-834-S8	2/23/21	DUP	Chloromethane	<	0.5		ug/L	
OU2	W-834-S8	2/23/21	DUP	cis-1,2-Dichloroethene		58		ug/L	
OU2	W-834-S8	2/23/21	DUP	cis-1,3-Dichloropropene	<	0.5		ug/L	
OU2	W-834-S8	2/23/21	DUP	Dibromochloromethane	<	0.5		ug/L	
OU2	W-834-S8	2/23/21	DUP	Dichlorodifluoromethane	<	0.5		ug/L	

Attachment 1. Table 1. Groundwater analytical data, Site 300, 2021.

OU	Location	Date	Sample Type	Parameter	LOS Indicator	Result	Error	Units	QA Flag
OU2	W-834-S8	2/23/21	DUP	Methylene chloride	<	0.5		ug/L	
OU2	W-834-S8	2/23/21	DUP	Tetrachloroethene		34		ug/L	
OU2	W-834-S8	2/23/21	DUP	trans-1,2-Dichloroethene	<	0.5		ug/L	
OU2	W-834-S8	2/23/21	DUP	trans-1,3-Dichloropropene	<	0.5		ug/L	
OU2	W-834-S8	2/23/21	DUP	Trichloroethene		2710		ug/L	D
OU2	W-834-S8	2/23/21	DUP	Trichlorofluoromethane	<	0.5		ug/L	
OU2	W-834-S8	2/23/21	DUP	Trichlorotrifluoroethane	<	0.5		ug/L	
OU2	W-834-S8	2/23/21	DUP	Vinyl chloride	<	0.5		ug/L	
OU2	W-834-S9	2/23/21		Nitrate (as NO3)		85		mg/L	
OU2	W-834-S9	2/23/21		1,1-Dichloroethane	<	2.5		ug/L	D
OU2	W-834-S9	2/23/21		1,1-Dichloroethene	<	2.5		ug/L	D
OU2	W-834-S9	2/23/21		1,1,1-Trichloroethane	<	2.5		ug/L	D
OU2	W-834-S9	2/23/21		1,1,2-Trichloroethane	<	2.5		ug/L	D
OU2	W-834-S9	2/23/21		1,1,2,2-Tetrachloroethane	<	2.5		ug/L	D
OU2	W-834-S9	2/23/21		1,2-Dichlorobenzene	<	2.5		ug/L	D
OU2	W-834-S9	2/23/21		1,2-Dichloroethane	<	2.5		ug/L	D
OU2	W-834-S9	2/23/21		1,2-Dichloroethene (total)		5.6		ug/L	D
OU2	W-834-S9	2/23/21		1,2-Dichloropropane	<	2.5		ug/L	D
OU2	W-834-S9	2/23/21		1,3-Dichlorobenzene	<	2.5		ug/L	D
OU2	W-834-S9	2/23/21		1,4-Dichlorobenzene	<	2.5		ug/L	D
OU2	W-834-S9	2/23/21		2-Chloroethylvinylether	<	50		ug/L	D
OU2	W-834-S9	2/23/21		Bromodichloromethane	<	2.5		ug/L	D
OU2	W-834-S9	2/23/21		Bromoform	<	2.5		ug/L	D
OU2	W-834-S9	2/23/21		Bromomethane	<	5		ug/L	D
OU2	W-834-S9	2/23/21		Carbon tetrachloride	<	2.5		ug/L	D
OU2	W-834-S9	2/23/21		Chlorobenzene	<	2.5		ug/L	D
OU2	W-834-S9	2/23/21		Chloroethane	<	2.5		ug/L	D
OU2	W-834-S9	2/23/21		Chloroform	<	2.5		ug/L	D
OU2	W-834-S9	2/23/21		Chloromethane	<	2.5		ug/L	D
OU2	W-834-S9	2/23/21		cis-1,2-Dichloroethene		5		ug/L	D
OU2	W-834-S9	2/23/21		cis-1,3-Dichloropropene	<	2.5		ug/L	D
OU2	W-834-S9	2/23/21		Dibromochloromethane	<	2.5		ug/L	D
OU2	W-834-S9	2/23/21		Dichlorodifluoromethane	<	2.5		ug/L	D
OU2	W-834-S9	2/23/21		Methylene chloride	<	5		ug/L	D
OU2	W-834-S9	2/23/21		Tetrachloroethene		5		ug/L	D
OU2	W-834-S9	2/23/21		trans-1,2-Dichloroethene	<	2.5		ug/L	D
OU2	W-834-S9	2/23/21		trans-1,3-Dichloropropene	<	2.5		ug/L	D
OU2	W-834-S9	2/23/21		Trichloroethene		2600		ug/L	D
OU2	W-834-S9	2/23/21		Trichlorofluoromethane	<	2.5		ug/L	D
OU2	W-834-S9	2/23/21		Trichlorotrifluoroethane	<	2.5		ug/L	D
OU2	W-834-S9	2/23/21		Vinyl chloride	<	2.5		ug/L	D
OU2	W-834-S9	2/23/21		Field Oxidation Potential (Eh)		145		mVolts	
OU2	W-834-S9	2/23/21		Field pH		8.77		Units	
OU2	W-834-S9	2/23/21		Field Specific Conductance		1004		umhos/cm	
OU2	W-834-S9	2/23/21		Field Temperature		17.5		Degrees C	
OU2	W-834-S9	9/29/21		1,1-Dichloroethane	<	0.5		ug/L	
OU2	W-834-S9	9/29/21		1,1-Dichloroethene		1.4		ug/L	
OU2	W-834-S9	9/29/21		1,1,1-Trichloroethane	<	0.5		ug/L	
OU2	W-834-S9	9/29/21		1,1,2-Trichloroethane	<	0.5		ug/L	
OU2	W-834-S9	9/29/21		1,1,2,2-Tetrachloroethane	<	0.5		ug/L	
OU2	W-834-S9	9/29/21		1,2-Dichlorobenzene	<	0.5		ug/L	
OU2	W-834-S9	9/29/21		1,2-Dichloroethane	<	0.5		ug/L	
OU2	W-834-S9	9/29/21		1,2-Dichloroethene (total)	<	1		ug/L	
OU2	W-834-S9	9/29/21		1,2-Dichloropropane	<	0.5		ug/L	
OU2	W-834-S9	9/29/21		1,3-Dichlorobenzene	<	0.5		ug/L	
OU2	W-834-S9	9/29/21		1,4-Dichlorobenzene	<	0.5		ug/L	
OU2	W-834-S9	9/29/21		2-Chloroethylvinylether	<	1		ug/L	
OU2	W-834-S9	9/29/21		Bromodichloromethane	<	0.5		ug/L	
OU2	W-834-S9	9/29/21		Bromoform	<	0.5		ug/L	
OU2	W-834-S9	9/29/21		Bromomethane	<	0.5		ug/L	
OU2	W-834-S9	9/29/21		Carbon tetrachloride	<	0.5		ug/L	
OU2	W-834-S9	9/29/21		Chlorobenzene	<	0.5		ug/L	
OU2	W-834-S9	9/29/21		Chloroethane	<	0.5		ug/L	
OU2	W-834-S9	9/29/21		Chloroform	<	0.5		ug/L	
OU2	W-834-S9	9/29/21		Chloromethane	<	0.5		ug/L	
OU2	W-834-S9	9/29/21		cis-1,2-Dichloroethene		5.2		ug/L	

Attachment 1. Table 1. Groundwater analytical data, Site 300, 2021.

OU	Location	Date	Sample Type	Parameter	LOS Indicator	Result	Error	Units	QA Flag
OU2	W-834-S9	9/29/21		cis-1,3-Dichloropropene	<	0.5		ug/L	
OU2	W-834-S9	9/29/21		Dibromochloromethane	<	0.5		ug/L	
OU2	W-834-S9	9/29/21		Dichlorodifluoromethane	<	0.5		ug/L	
OU2	W-834-S9	9/29/21		Methylene chloride	<	0.5		ug/L	
OU2	W-834-S9	9/29/21		Tetrachloroethene		5.9		ug/L	
OU2	W-834-S9	9/29/21		trans-1,2-Dichloroethene		0.61		ug/L	
OU2	W-834-S9	9/29/21		trans-1,3-Dichloropropene	<	0.5		ug/L	
OU2	W-834-S9	9/29/21		Trichloroethene		2800		ug/L	D
OU2	W-834-S9	9/29/21		Trichlorofluoromethane		1.3		ug/L	
OU2	W-834-S9	9/29/21		Trichlorotrifluoroethane	<	0.5		ug/L	
OU2	W-834-S9	9/29/21		Vinyl chloride	<	0.5		ug/L	
OU2	W-834-S9	9/29/21		Field Oxidation Potential (Eh)		100		mVolts	
OU2	W-834-S9	9/29/21		Field pH		8.81		Units	
OU2	W-834-S9	9/29/21		Field Specific Conductance		1003		umhos/cm	
OU2	W-834-S9	9/29/21		Field Temperature		20.4		Degrees C	
OU2	W-834-T1	2/18/21		Nitrate (as NO3)	<	0.5		mg/L	
OU2	W-834-T1	2/18/21		1,1-Dichloroethane	<	0.5		ug/L	
OU2	W-834-T1	2/18/21		1,1-Dichloroethene	<	0.5		ug/L	
OU2	W-834-T1	2/18/21		1,1,1-Trichloroethane	<	0.5		ug/L	
OU2	W-834-T1	2/18/21		1,1,2-Trichloroethane	<	0.5		ug/L	
OU2	W-834-T1	2/18/21		1,1,2,2-Tetrachloroethane	<	0.5		ug/L	
OU2	W-834-T1	2/18/21		1,2-Dichlorobenzene	<	0.5		ug/L	
OU2	W-834-T1	2/18/21		1,2-Dichloroethane	<	0.5		ug/L	
OU2	W-834-T1	2/18/21		1,2-Dichloroethene (total)	<	1		ug/L	
OU2	W-834-T1	2/18/21		1,2-Dichloropropane	<	0.5		ug/L	
OU2	W-834-T1	2/18/21		1,3-Dichlorobenzene	<	0.5		ug/L	
OU2	W-834-T1	2/18/21		1,4-Dichlorobenzene	<	0.5		ug/L	
OU2	W-834-T1	2/18/21		2-Chloroethylvinylether	<	10		ug/L	
OU2	W-834-T1	2/18/21		Bromodichloromethane	<	0.5		ug/L	
OU2	W-834-T1	2/18/21		Bromoform	<	0.5		ug/L	
OU2	W-834-T1	2/18/21		Bromomethane	<	1		ug/L	
OU2	W-834-T1	2/18/21		Carbon tetrachloride	<	0.5		ug/L	
OU2	W-834-T1	2/18/21		Chlorobenzene	<	0.5		ug/L	
OU2	W-834-T1	2/18/21		Chloroethane	<	0.5		ug/L	
OU2	W-834-T1	2/18/21		Chloroform	<	0.5		ug/L	
OU2	W-834-T1	2/18/21		Chloromethane	<	0.5		ug/L	
OU2	W-834-T1	2/18/21		cis-1,2-Dichloroethene	<	0.5		ug/L	
OU2	W-834-T1	2/18/21		cis-1,3-Dichloropropene	<	0.5		ug/L	
OU2	W-834-T1	2/18/21		Dibromochloromethane	<	0.5		ug/L	
OU2	W-834-T1	2/18/21		Dichlorodifluoromethane	<	0.5		ug/L	
OU2	W-834-T1	2/18/21		Methylene chloride	<	1		ug/L	
OU2	W-834-T1	2/18/21		Tetrachloroethene	<	0.5		ug/L	
OU2	W-834-T1	2/18/21		trans-1,2-Dichloroethene	<	0.5		ug/L	
OU2	W-834-T1	2/18/21		trans-1,3-Dichloropropene	<	0.5		ug/L	
OU2	W-834-T1	2/18/21		Trichloroethene	<	0.5		ug/L	
OU2	W-834-T1	2/18/21		Trichlorofluoromethane	<	0.5		ug/L	
OU2	W-834-T1	2/18/21		Trichlorotrifluoroethane	<	0.5		ug/L	
OU2	W-834-T1	2/18/21		Vinyl chloride	<	0.5		ug/L	
OU2	W-834-T1	2/18/21		Field Oxidation Potential (Eh)		21		mVolts	
OU2	W-834-T1	2/18/21		Field pH		8.07		Units	
OU2	W-834-T1	2/18/21		Field Specific Conductance		720.7		umhos/cm	
OU2	W-834-T1	2/18/21		Field Temperature		20.1		Degrees C	
OU2	W-834-T1	2/18/21		C24H52O4Si	<	10		ug/L	
OU2	W-834-T1	6/3/21		1,1-Dichloroethane	<	0.5		ug/L	
OU2	W-834-T1	6/3/21		1,1-Dichloroethene	<	0.5		ug/L	
OU2	W-834-T1	6/3/21		1,1,1-Trichloroethane	<	0.5		ug/L	
OU2	W-834-T1	6/3/21		1,1,2-Trichloroethane	<	0.5		ug/L	
OU2	W-834-T1	6/3/21		1,1,2,2-Tetrachloroethane	<	0.5		ug/L	
OU2	W-834-T1	6/3/21		1,2-Dichlorobenzene	<	0.5		ug/L	
OU2	W-834-T1	6/3/21		1,2-Dichloroethane	<	0.5		ug/L	
OU2	W-834-T1	6/3/21		1,2-Dichloroethene (total)	<	1		ug/L	
OU2	W-834-T1	6/3/21		1,2-Dichloropropane	<	0.5		ug/L	
OU2	W-834-T1	6/3/21		1,3-Dichlorobenzene	<	0.5		ug/L	
OU2	W-834-T1	6/3/21		1,4-Dichlorobenzene	<	0.5		ug/L	
OU2	W-834-T1	6/3/21		2-Chloroethylvinylether	<	10		ug/L	
OU2	W-834-T1	6/3/21		Bromodichloromethane	<	0.5		ug/L	

Attachment 1. Table 1. Groundwater analytical data, Site 300, 2021.

OU	Location	Date	Sample Type	Parameter	LOS Indicator	Result	Error	Units	QA Flag
OU2	W-834-T1	6/3/21		Bromoform	<	0.5		ug/L	
OU2	W-834-T1	6/3/21		Bromomethane	<	1		ug/L	
OU2	W-834-T1	6/3/21		Carbon tetrachloride	<	0.5		ug/L	
OU2	W-834-T1	6/3/21		Chlorobenzene	<	0.5		ug/L	
OU2	W-834-T1	6/3/21		Chloroethane	<	0.5		ug/L	
OU2	W-834-T1	6/3/21		Chloroform	<	0.5		ug/L	
OU2	W-834-T1	6/3/21		Chloromethane	<	0.5		ug/L	
OU2	W-834-T1	6/3/21		cis-1,2-Dichloroethene	<	0.5		ug/L	
OU2	W-834-T1	6/3/21		cis-1,3-Dichloropropene	<	0.5		ug/L	
OU2	W-834-T1	6/3/21		Dibromochloromethane	<	0.5		ug/L	
OU2	W-834-T1	6/3/21		Dichlorodifluoromethane	<	0.5		ug/L	
OU2	W-834-T1	6/3/21		Methylene chloride	<	1		ug/L	
OU2	W-834-T1	6/3/21		Tetrachloroethene	<	0.5		ug/L	
OU2	W-834-T1	6/3/21		trans-1,2-Dichloroethene	<	0.5		ug/L	
OU2	W-834-T1	6/3/21		trans-1,3-Dichloropropene	<	0.5		ug/L	
OU2	W-834-T1	6/3/21		Trichloroethene	<	0.5		ug/L	
OU2	W-834-T1	6/3/21		Trichlorofluoromethane	<	0.5		ug/L	
OU2	W-834-T1	6/3/21		Trichlorotrifluoroethane	<	0.5		ug/L	
OU2	W-834-T1	6/3/21		Vinyl chloride	<	0.5		ug/L	
OU2	W-834-T1	6/3/21		Field Oxidation Potential (Eh)		58		mVolts	
OU2	W-834-T1	6/3/21		Field pH		7.59		Units	
OU2	W-834-T1	6/3/21		Field Specific Conductance		710.5		umhos/cm	
OU2	W-834-T1	6/3/21		Field Temperature		22.8		Degrees C	
OU2	W-834-T1	6/3/21	DUP	1,1-Dichloroethane	<	0.5		ug/L	
OU2	W-834-T1	6/3/21	DUP	1,1-Dichloroethene	<	0.5		ug/L	
OU2	W-834-T1	6/3/21	DUP	1,1,1-Trichloroethane	<	0.5		ug/L	
OU2	W-834-T1	6/3/21	DUP	1,1,2-Trichloroethane	<	0.5		ug/L	
OU2	W-834-T1	6/3/21	DUP	1,1,2,2-Tetrachloroethane	<	0.5		ug/L	
OU2	W-834-T1	6/3/21	DUP	1,2-Dichlorobenzene	<	0.5		ug/L	
OU2	W-834-T1	6/3/21	DUP	1,2-Dichloroethane	<	0.5		ug/L	
OU2	W-834-T1	6/3/21	DUP	1,2-Dichloroethene (total)	<	1		ug/L	
OU2	W-834-T1	6/3/21	DUP	1,2-Dichloropropane	<	0.5		ug/L	
OU2	W-834-T1	6/3/21	DUP	1,3-Dichlorobenzene	<	0.5		ug/L	
OU2	W-834-T1	6/3/21	DUP	1,4-Dichlorobenzene	<	0.5		ug/L	
OU2	W-834-T1	6/3/21	DUP	2-Chloroethylvinylether	<	1		ug/L	
OU2	W-834-T1	6/3/21	DUP	Bromodichloromethane	<	0.5		ug/L	
OU2	W-834-T1	6/3/21	DUP	Bromoform	<	0.5		ug/L	
OU2	W-834-T1	6/3/21	DUP	Bromomethane	<	0.5		ug/L	
OU2	W-834-T1	6/3/21	DUP	Carbon tetrachloride	<	0.5		ug/L	
OU2	W-834-T1	6/3/21	DUP	Chlorobenzene	<	0.5		ug/L	
OU2	W-834-T1	6/3/21	DUP	Chloroethane	<	0.5		ug/L	
OU2	W-834-T1	6/3/21	DUP	Chloroform	<	0.5		ug/L	
OU2	W-834-T1	6/3/21	DUP	Chloromethane	<	0.5		ug/L	
OU2	W-834-T1	6/3/21	DUP	cis-1,2-Dichloroethene	<	0.5		ug/L	
OU2	W-834-T1	6/3/21	DUP	cis-1,3-Dichloropropene	<	0.5		ug/L	
OU2	W-834-T1	6/3/21	DUP	Dibromochloromethane	<	0.5		ug/L	
OU2	W-834-T1	6/3/21	DUP	Dichlorodifluoromethane	<	0.5		ug/L	
OU2	W-834-T1	6/3/21	DUP	Methylene chloride	<	0.5		ug/L	
OU2	W-834-T1	6/3/21	DUP	Tetrachloroethene	<	0.5		ug/L	
OU2	W-834-T1	6/3/21	DUP	trans-1,2-Dichloroethene	<	0.5		ug/L	
OU2	W-834-T1	6/3/21	DUP	trans-1,3-Dichloropropene	<	0.5		ug/L	
OU2	W-834-T1	6/3/21	DUP	Trichloroethene	<	0.5		ug/L	
OU2	W-834-T1	6/3/21	DUP	Trichlorofluoromethane	<	0.5		ug/L	
OU2	W-834-T1	6/3/21	DUP	Trichlorotrifluoroethane	<	0.5		ug/L	
OU2	W-834-T1	6/3/21	DUP	Vinyl chloride	<	0.5		ug/L	
OU2	W-834-T1	9/28/21		Nitrate (as NO3)	<	1		mg/L	
OU2	W-834-T1	9/28/21		1,1-Dichloroethane	<	0.5		ug/L	
OU2	W-834-T1	9/28/21		1,1-Dichloroethene	<	0.5		ug/L	
OU2	W-834-T1	9/28/21		1,1,1-Trichloroethane	<	0.5		ug/L	
OU2	W-834-T1	9/28/21		1,1,2-Trichloroethane	<	0.5		ug/L	
OU2	W-834-T1	9/28/21		1,1,2,2-Tetrachloroethane	<	0.5		ug/L	
OU2	W-834-T1	9/28/21		1,2-Dichlorobenzene	<	0.5		ug/L	
OU2	W-834-T1	9/28/21		1,2-Dichloroethane	<	0.5		ug/L	
OU2	W-834-T1	9/28/21		1,2-Dichloroethene (total)	<	1		ug/L	
OU2	W-834-T1	9/28/21		1,2-Dichloropropane	<	0.5		ug/L	
OU2	W-834-T1	9/28/21		1,3-Dichlorobenzene	<	0.5		ug/L	

Attachment 1. Table 1. Groundwater analytical data, Site 300, 2021.

OU	Location	Date	Sample Type	Parameter	LOS Indicator	Result	Error	Units	QA Flag
OU2	W-834-T1	9/28/21		1,4-Dichlorobenzene	<	0.5		ug/L	
OU2	W-834-T1	9/28/21		2-Chloroethylvinylether	<	1		ug/L	
OU2	W-834-T1	9/28/21		Bromodichloromethane	<	0.5		ug/L	
OU2	W-834-T1	9/28/21		Bromoform	<	0.5		ug/L	
OU2	W-834-T1	9/28/21		Bromomethane	<	0.5		ug/L	
OU2	W-834-T1	9/28/21		Carbon tetrachloride	<	0.5		ug/L	
OU2	W-834-T1	9/28/21		Chlorobenzene	<	0.5		ug/L	
OU2	W-834-T1	9/28/21		Chloroethane	<	0.5		ug/L	
OU2	W-834-T1	9/28/21		Chloroform	<	0.5		ug/L	
OU2	W-834-T1	9/28/21		Chloromethane	<	0.5		ug/L	
OU2	W-834-T1	9/28/21		cis-1,2-Dichloroethene	<	0.5		ug/L	
OU2	W-834-T1	9/28/21		cis-1,3-Dichloropropene	<	0.5		ug/L	
OU2	W-834-T1	9/28/21		Dibromochloromethane	<	0.5		ug/L	
OU2	W-834-T1	9/28/21		Dichlorodifluoromethane	<	0.5		ug/L	
OU2	W-834-T1	9/28/21		Methylene chloride	<	0.5		ug/L	
OU2	W-834-T1	9/28/21		Tetrachloroethene	<	0.5		ug/L	
OU2	W-834-T1	9/28/21		trans-1,2-Dichloroethene	<	0.5		ug/L	
OU2	W-834-T1	9/28/21		trans-1,3-Dichloropropene	<	0.5		ug/L	
OU2	W-834-T1	9/28/21		Trichloroethene	<	0.5		ug/L	
OU2	W-834-T1	9/28/21		Trichlorofluoromethane	<	0.5		ug/L	
OU2	W-834-T1	9/28/21		Trichlorotrifluoroethane	<	0.5		ug/L	
OU2	W-834-T1	9/28/21		Vinyl chloride	<	0.5		ug/L	
OU2	W-834-T1	9/28/21		Field Oxidation Potential (Eh)		-63		mVolts	
OU2	W-834-T1	9/28/21		Field pH		8.2		Units	
OU2	W-834-T1	9/28/21		Field Specific Conductance		1020		umhos/cm	
OU2	W-834-T1	9/28/21		Field Temperature		20.9		Degrees C	
OU2	W-834-T1	9/28/21		C24H52O4Si	<	10		ug/L	
OU2	W-834-T1	10/27/21		1,1-Dichloroethane	<	0.5		ug/L	
OU2	W-834-T1	10/27/21		1,1-Dichloroethene	<	0.5		ug/L	
OU2	W-834-T1	10/27/21		1,1,1-Trichloroethane	<	0.5		ug/L	
OU2	W-834-T1	10/27/21		1,1,2-Trichloroethane	<	0.5		ug/L	
OU2	W-834-T1	10/27/21		1,1,2,2-Tetrachloroethane	<	0.5		ug/L	
OU2	W-834-T1	10/27/21		1,2-Dichlorobenzene	<	0.5		ug/L	
OU2	W-834-T1	10/27/21		1,2-Dichloroethane	<	0.5		ug/L	
OU2	W-834-T1	10/27/21		1,2-Dichloroethene (total)	<	1		ug/L	
OU2	W-834-T1	10/27/21		1,2-Dichloropropane	<	0.5		ug/L	
OU2	W-834-T1	10/27/21		1,3-Dichlorobenzene	<	0.5		ug/L	
OU2	W-834-T1	10/27/21		1,4-Dichlorobenzene	<	0.5		ug/L	
OU2	W-834-T1	10/27/21		2-Chloroethylvinylether	<	1		ug/L	
OU2	W-834-T1	10/27/21		Bromodichloromethane	<	0.5		ug/L	
OU2	W-834-T1	10/27/21		Bromoform	<	0.5		ug/L	
OU2	W-834-T1	10/27/21		Bromomethane	<	0.5		ug/L	
OU2	W-834-T1	10/27/21		Carbon tetrachloride	<	0.5		ug/L	
OU2	W-834-T1	10/27/21		Chlorobenzene	<	0.5		ug/L	
OU2	W-834-T1	10/27/21		Chloroethane	<	0.5		ug/L	
OU2	W-834-T1	10/27/21		Chloroform	<	0.5		ug/L	
OU2	W-834-T1	10/27/21		Chloromethane	<	0.5		ug/L	
OU2	W-834-T1	10/27/21		cis-1,2-Dichloroethene	<	0.5		ug/L	
OU2	W-834-T1	10/27/21		cis-1,3-Dichloropropene	<	0.5		ug/L	
OU2	W-834-T1	10/27/21		Dibromochloromethane	<	0.5		ug/L	
OU2	W-834-T1	10/27/21		Dichlorodifluoromethane	<	0.5		ug/L	
OU2	W-834-T1	10/27/21		Methylene chloride	<	0.5		ug/L	
OU2	W-834-T1	10/27/21		Tetrachloroethene	<	0.5		ug/L	
OU2	W-834-T1	10/27/21		trans-1,2-Dichloroethene	<	0.5		ug/L	
OU2	W-834-T1	10/27/21		trans-1,3-Dichloropropene	<	0.5		ug/L	
OU2	W-834-T1	10/27/21		Trichloroethene	<	0.5		ug/L	
OU2	W-834-T1	10/27/21		Trichlorofluoromethane	<	0.5		ug/L	
OU2	W-834-T1	10/27/21		Trichlorotrifluoroethane	<	0.5		ug/L	
OU2	W-834-T1	10/27/21		Vinyl chloride	<	0.5		ug/L	
OU2	W-834-T1	10/27/21		Field Oxidation Potential (Eh)		-76		mVolts	
OU2	W-834-T1	10/27/21		Field pH		7.39		Units	
OU2	W-834-T1	10/27/21		Field Specific Conductance		718.6		umhos/cm	
OU2	W-834-T1	10/27/21		Field Temperature		19.8		Degrees C	
OU2	W-834-T1	10/27/21	DUP	1,1-Dichloroethane	<	0.5		ug/L	
OU2	W-834-T1	10/27/21	DUP	1,1-Dichloroethene	<	0.5		ug/L	
OU2	W-834-T1	10/27/21	DUP	1,1,1-Trichloroethane	<	0.5		ug/L	

Attachment 1. Table 1. Groundwater analytical data, Site 300, 2021.

OU	Location	Date	Sample Type	Parameter	LOS Indicator	Result	Error	Units	QA Flag
OU2	W-834-T1	10/27/21	DUP	1,1,2-Trichloroethane	<	0.5		ug/L	
OU2	W-834-T1	10/27/21	DUP	1,1,2,2-Tetrachloroethane	<	0.5		ug/L	
OU2	W-834-T1	10/27/21	DUP	1,2-Dichlorobenzene	<	0.5		ug/L	
OU2	W-834-T1	10/27/21	DUP	1,2-Dichloroethane	<	0.5		ug/L	
OU2	W-834-T1	10/27/21	DUP	1,2-Dichloroethene (total)	<	1		ug/L	
OU2	W-834-T1	10/27/21	DUP	1,2-Dichloropropane	<	0.5		ug/L	
OU2	W-834-T1	10/27/21	DUP	1,3-Dichlorobenzene	<	0.5		ug/L	
OU2	W-834-T1	10/27/21	DUP	1,4-Dichlorobenzene	<	0.5		ug/L	
OU2	W-834-T1	10/27/21	DUP	2-Chloroethylvinylether	<	1		ug/L	
OU2	W-834-T1	10/27/21	DUP	Bromodichloromethane	<	0.5		ug/L	
OU2	W-834-T1	10/27/21	DUP	Bromoform	<	0.5		ug/L	
OU2	W-834-T1	10/27/21	DUP	Bromomethane	<	0.5		ug/L	
OU2	W-834-T1	10/27/21	DUP	Carbon tetrachloride	<	0.5		ug/L	
OU2	W-834-T1	10/27/21	DUP	Chlorobenzene	<	0.5		ug/L	
OU2	W-834-T1	10/27/21	DUP	Chloroethane	<	0.5		ug/L	
OU2	W-834-T1	10/27/21	DUP	Chloroform	<	0.5		ug/L	
OU2	W-834-T1	10/27/21	DUP	Chloromethane	<	0.5		ug/L	
OU2	W-834-T1	10/27/21	DUP	cis-1,2-Dichloroethene	<	0.5		ug/L	
OU2	W-834-T1	10/27/21	DUP	cis-1,3-Dichloropropene	<	0.5		ug/L	
OU2	W-834-T1	10/27/21	DUP	Dibromochloromethane	<	0.5		ug/L	
OU2	W-834-T1	10/27/21	DUP	Dichlorodifluoromethane	<	0.5		ug/L	L
OU2	W-834-T1	10/27/21	DUP	Methylene chloride	<	0.5		ug/L	
OU2	W-834-T1	10/27/21	DUP	Tetrachloroethene	<	0.5		ug/L	
OU2	W-834-T1	10/27/21	DUP	trans-1,2-Dichloroethene	<	0.5		ug/L	
OU2	W-834-T1	10/27/21	DUP	trans-1,3-Dichloropropene	<	0.5		ug/L	
OU2	W-834-T1	10/27/21	DUP	Trichloroethene	<	0.5		ug/L	
OU2	W-834-T1	10/27/21	DUP	Trichlorofluoromethane	<	0.5		ug/L	
OU2	W-834-T1	10/27/21	DUP	Trichlorotrifluoroethane	<	0.5		ug/L	
OU2	W-834-T1	10/27/21	DUP	Vinyl chloride	<	0.5		ug/L	
OU2	W-834-T2	2/17/21		Iron	<	0.1		mg/L	
OU2	W-834-T2	2/17/21		Manganese		0.78		mg/L	
OU2	W-834-T2	2/17/21		Nitrate (as NO3)	<	0.5		mg/L	
OU2	W-834-T2	2/17/21		1,1-Dichloroethane	<	0.5		ug/L	
OU2	W-834-T2	2/17/21		1,1-Dichloroethene	<	0.5		ug/L	
OU2	W-834-T2	2/17/21		1,1,1-Trichloroethane	<	0.5		ug/L	
OU2	W-834-T2	2/17/21		1,1,2-Trichloroethane	<	0.5		ug/L	
OU2	W-834-T2	2/17/21		1,1,2,2-Tetrachloroethane	<	0.5		ug/L	
OU2	W-834-T2	2/17/21		1,2-Dichlorobenzene	<	0.5		ug/L	
OU2	W-834-T2	2/17/21		1,2-Dichloroethane	<	0.5		ug/L	
OU2	W-834-T2	2/17/21		1,2-Dichloroethene (total)		2.8		ug/L	
OU2	W-834-T2	2/17/21		1,2-Dichloropropane	<	0.5		ug/L	
OU2	W-834-T2	2/17/21		1,3-Dichlorobenzene	<	0.5		ug/L	
OU2	W-834-T2	2/17/21		1,4-Dichlorobenzene	<	0.5		ug/L	
OU2	W-834-T2	2/17/21		2-Chloroethylvinylether	<	10		ug/L	
OU2	W-834-T2	2/17/21		Bromodichloromethane	<	0.5		ug/L	
OU2	W-834-T2	2/17/21		Bromoform	<	0.5		ug/L	
OU2	W-834-T2	2/17/21		Bromomethane	<	1		ug/L	
OU2	W-834-T2	2/17/21		Carbon tetrachloride	<	0.5		ug/L	
OU2	W-834-T2	2/17/21		Chlorobenzene	<	0.5		ug/L	
OU2	W-834-T2	2/17/21		Chloroethane		28		ug/L	
OU2	W-834-T2	2/17/21		Chloroform	<	0.5		ug/L	
OU2	W-834-T2	2/17/21		Chloromethane	<	0.5		ug/L	
OU2	W-834-T2	2/17/21		cis-1,2-Dichloroethene		1.8		ug/L	
OU2	W-834-T2	2/17/21		cis-1,3-Dichloropropene	<	0.5		ug/L	
OU2	W-834-T2	2/17/21		Dibromochloromethane	<	0.5		ug/L	
OU2	W-834-T2	2/17/21		Dichlorodifluoromethane	<	0.5		ug/L	
OU2	W-834-T2	2/17/21		Methylene chloride	<	1		ug/L	
OU2	W-834-T2	2/17/21		Tetrachloroethene	<	0.5		ug/L	
OU2	W-834-T2	2/17/21		trans-1,2-Dichloroethene		1		ug/L	
OU2	W-834-T2	2/17/21		trans-1,3-Dichloropropene	<	0.5		ug/L	
OU2	W-834-T2	2/17/21		Trichloroethene		8.7		ug/L	
OU2	W-834-T2	2/17/21		Trichlorofluoromethane	<	0.5		ug/L	
OU2	W-834-T2	2/17/21		Trichlorotrifluoroethane	<	0.5		ug/L	
OU2	W-834-T2	2/17/21		Vinyl chloride		1.5		ug/L	
OU2	W-834-T2	2/17/21		Field Oxidation Potential (Eh)		-64		mVolts	
OU2	W-834-T2	2/17/21		Field pH		7.43		Units	

Attachment 1. Table 1. Groundwater analytical data, Site 300, 2021.

OU	Location	Date	Sample Type	Parameter	LOS Indicator	Result	Error	Units	QA Flag
OU2	W-834-T2	2/17/21		Field Specific Conductance		3504		umhos/cm	
OU2	W-834-T2	2/17/21		Field Temperature		14.6		Degrees C	
OU2	W-834-T2	2/17/21		C24H52O4Si	<	10		ug/L	D
OU2	W-834-T2	8/3/21		1,1-Dichloroethane	<	0.5		ug/L	
OU2	W-834-T2	8/3/21		1,1-Dichloroethene	<	0.5		ug/L	
OU2	W-834-T2	8/3/21		1,1,1-Trichloroethane	<	0.5		ug/L	
OU2	W-834-T2	8/3/21		1,1,2-Trichloroethane	<	0.5		ug/L	
OU2	W-834-T2	8/3/21		1,1,2,2-Tetrachloroethane	<	0.5		ug/L	
OU2	W-834-T2	8/3/21		1,2-Dichlorobenzene	<	0.5		ug/L	
OU2	W-834-T2	8/3/21		1,2-Dichloroethane	<	0.5		ug/L	
OU2	W-834-T2	8/3/21		1,2-Dichloroethene (total)	<	1		ug/L	
OU2	W-834-T2	8/3/21		1,2-Dichloropropane	<	0.5		ug/L	
OU2	W-834-T2	8/3/21		1,3-Dichlorobenzene	<	0.5		ug/L	
OU2	W-834-T2	8/3/21		1,4-Dichlorobenzene	<	0.5		ug/L	
OU2	W-834-T2	8/3/21		2-Chloroethylvinylether	<	1		ug/L	
OU2	W-834-T2	8/3/21		Bromodichloromethane	<	0.5		ug/L	
OU2	W-834-T2	8/3/21		Bromoform	<	0.5		ug/L	
OU2	W-834-T2	8/3/21		Bromomethane	<	0.5		ug/L	
OU2	W-834-T2	8/3/21		Carbon tetrachloride	<	0.5		ug/L	
OU2	W-834-T2	8/3/21		Chlorobenzene	<	0.5		ug/L	
OU2	W-834-T2	8/3/21		Chloroethane		53		ug/L	D
OU2	W-834-T2	8/3/21		Chloroform	<	0.5		ug/L	
OU2	W-834-T2	8/3/21		Chloromethane	<	0.5		ug/L	
OU2	W-834-T2	8/3/21		cis-1,2-Dichloroethene		8.2		ug/L	
OU2	W-834-T2	8/3/21		cis-1,3-Dichloropropene	<	0.5		ug/L	
OU2	W-834-T2	8/3/21		Dibromochloromethane	<	0.5		ug/L	
OU2	W-834-T2	8/3/21		Dichlorodifluoromethane	<	0.5		ug/L	
OU2	W-834-T2	8/3/21		Methylene chloride	<	0.5		ug/L	
OU2	W-834-T2	8/3/21		Tetrachloroethene	<	0.5		ug/L	
OU2	W-834-T2	8/3/21		trans-1,2-Dichloroethene		1.1		ug/L	
OU2	W-834-T2	8/3/21		trans-1,3-Dichloropropene	<	0.5		ug/L	
OU2	W-834-T2	8/3/21		Trichloroethene		16		ug/L	
OU2	W-834-T2	8/3/21		Trichlorofluoromethane	<	0.5		ug/L	
OU2	W-834-T2	8/3/21		Trichlorotrifluoroethane	<	0.5		ug/L	
OU2	W-834-T2	8/3/21		Vinyl chloride		16		ug/L	
OU2	W-834-T2	8/3/21		Field Oxidation Potential (Eh)		-58		mVolts	
OU2	W-834-T2	8/3/21		Field pH		6.97		Units	
OU2	W-834-T2	8/3/21		Field Specific Conductance		2962		umhos/cm	
OU2	W-834-T2	8/3/21		Field Temperature		20.6		Degrees C	
OU2	W-834-T2A	2/17/21		Nitrate (as NO3)		58		mg/L	
OU2	W-834-T2A	2/17/21		1,1-Dichloroethane	<	2.5		ug/L	D
OU2	W-834-T2A	2/17/21		1,1-Dichloroethene	<	2.5		ug/L	D
OU2	W-834-T2A	2/17/21		1,1,1-Trichloroethane	<	2.5		ug/L	D
OU2	W-834-T2A	2/17/21		1,1,2-Trichloroethane	<	2.5		ug/L	D
OU2	W-834-T2A	2/17/21		1,1,2,2-Tetrachloroethane	<	2.5		ug/L	D
OU2	W-834-T2A	2/17/21		1,2-Dichlorobenzene	<	2.5		ug/L	D
OU2	W-834-T2A	2/17/21		1,2-Dichloroethane	<	2.5		ug/L	D
OU2	W-834-T2A	2/17/21		1,2-Dichloroethene (total)		10		ug/L	D
OU2	W-834-T2A	2/17/21		1,2-Dichloropropane	<	2.5		ug/L	D
OU2	W-834-T2A	2/17/21		1,3-Dichlorobenzene	<	2.5		ug/L	D
OU2	W-834-T2A	2/17/21		1,4-Dichlorobenzene	<	2.5		ug/L	D
OU2	W-834-T2A	2/17/21		2-Chloroethylvinylether	<	50		ug/L	D
OU2	W-834-T2A	2/17/21		Bromodichloromethane	<	2.5		ug/L	D
OU2	W-834-T2A	2/17/21		Bromoform	<	2.5		ug/L	D
OU2	W-834-T2A	2/17/21		Bromomethane	<	5		ug/L	D
OU2	W-834-T2A	2/17/21		Carbon tetrachloride	<	2.5		ug/L	D
OU2	W-834-T2A	2/17/21		Chlorobenzene	<	2.5		ug/L	D
OU2	W-834-T2A	2/17/21		Chloroethane	<	2.5		ug/L	D
OU2	W-834-T2A	2/17/21		Chloroform	<	2.5		ug/L	D
OU2	W-834-T2A	2/17/21		Chloromethane	<	2.5		ug/L	D
OU2	W-834-T2A	2/17/21		cis-1,2-Dichloroethene		10		ug/L	D
OU2	W-834-T2A	2/17/21		cis-1,3-Dichloropropene	<	2.5		ug/L	D
OU2	W-834-T2A	2/17/21		Dibromochloromethane	<	2.5		ug/L	D
OU2	W-834-T2A	2/17/21		Dichlorodifluoromethane	<	2.5		ug/L	D
OU2	W-834-T2A	2/17/21		Methylene chloride	<	5		ug/L	D
OU2	W-834-T2A	2/17/21		Tetrachloroethene		4.7		ug/L	D

Attachment 1. Table 1. Groundwater analytical data, Site 300, 2021.

OU	Location	Date	Sample Type	Parameter	LOS Indicator	Result	Error	Units	QA Flag
OU2	W-834-T2A	2/17/21		trans-1,2-Dichloroethene	<	2.5		ug/L	D
OU2	W-834-T2A	2/17/21		trans-1,3-Dichloropropene	<	2.5		ug/L	D
OU2	W-834-T2A	2/17/21		Trichloroethene		2300		ug/L	D
OU2	W-834-T2A	2/17/21		Trichlorofluoromethane	<	2.5		ug/L	D
OU2	W-834-T2A	2/17/21		Trichlorotrifluoroethane	<	2.5		ug/L	D
OU2	W-834-T2A	2/17/21		Vinyl chloride	<	2.5		ug/L	D
OU2	W-834-T2A	2/17/21		Field Oxidation Potential (Eh)		36		mVolts	
OU2	W-834-T2A	2/17/21		Field pH		8.67		Units	
OU2	W-834-T2A	2/17/21		Field Specific Conductance		1235		umhos/cm	
OU2	W-834-T2A	2/17/21		Field Temperature		17.3		Degrees C	
OU2	W-834-T2A	8/3/21		1,1-Dichloroethane	<	0.5		ug/L	
OU2	W-834-T2A	8/3/21		1,1-Dichloroethene		0.81		ug/L	
OU2	W-834-T2A	8/3/21		1,1,1-Trichloroethane	<	0.5		ug/L	
OU2	W-834-T2A	8/3/21		1,1,2-Trichloroethane	<	0.5		ug/L	
OU2	W-834-T2A	8/3/21		1,1,2,2-Tetrachloroethane	<	0.5		ug/L	
OU2	W-834-T2A	8/3/21		1,2-Dichlorobenzene	<	0.5		ug/L	
OU2	W-834-T2A	8/3/21		1,2-Dichloroethane	<	0.5		ug/L	
OU2	W-834-T2A	8/3/21		1,2-Dichloroethene (total)	<	1		ug/L	
OU2	W-834-T2A	8/3/21		1,2-Dichloropropane	<	0.5		ug/L	
OU2	W-834-T2A	8/3/21		1,3-Dichlorobenzene	<	0.5		ug/L	
OU2	W-834-T2A	8/3/21		1,4-Dichlorobenzene	<	0.5		ug/L	
OU2	W-834-T2A	8/3/21		2-Chloroethylvinylether	<	1		ug/L	
OU2	W-834-T2A	8/3/21		Bromodichloromethane	<	0.5		ug/L	
OU2	W-834-T2A	8/3/21		Bromoform	<	0.5		ug/L	
OU2	W-834-T2A	8/3/21		Bromomethane	<	0.5		ug/L	
OU2	W-834-T2A	8/3/21		Carbon tetrachloride	<	0.5		ug/L	
OU2	W-834-T2A	8/3/21		Chlorobenzene	<	0.5		ug/L	
OU2	W-834-T2A	8/3/21		Chloroethane	<	0.5		ug/L	
OU2	W-834-T2A	8/3/21		Chloroform		1.3		ug/L	
OU2	W-834-T2A	8/3/21		Chloromethane	<	0.5		ug/L	
OU2	W-834-T2A	8/3/21		cis-1,2-Dichloroethene		14		ug/L	
OU2	W-834-T2A	8/3/21		cis-1,3-Dichloropropene	<	0.5		ug/L	
OU2	W-834-T2A	8/3/21		Dibromochloromethane	<	0.5		ug/L	
OU2	W-834-T2A	8/3/21		Dichlorodifluoromethane	<	0.5		ug/L	
OU2	W-834-T2A	8/3/21		Methylene chloride	<	0.5		ug/L	
OU2	W-834-T2A	8/3/21		Tetrachloroethene		6.4		ug/L	
OU2	W-834-T2A	8/3/21		trans-1,2-Dichloroethene	<	0.5		ug/L	
OU2	W-834-T2A	8/3/21		trans-1,3-Dichloropropene	<	0.5		ug/L	
OU2	W-834-T2A	8/3/21		Trichloroethene		3000		ug/L	D
OU2	W-834-T2A	8/3/21		Trichlorofluoromethane	<	0.5		ug/L	
OU2	W-834-T2A	8/3/21		Trichlorotrifluoroethane	<	0.5		ug/L	
OU2	W-834-T2A	8/3/21		Vinyl chloride	<	0.5		ug/L	
OU2	W-834-T2A	8/3/21		Field Oxidation Potential (Eh)		92		mVolts	
OU2	W-834-T2A	8/3/21		Field pH		8.15		Units	
OU2	W-834-T2A	8/3/21		Field Specific Conductance		1307		umhos/cm	
OU2	W-834-T2A	8/3/21		Field Temperature		21.6		Degrees C	
OU2	W-834-T2B	2/11/21		Nitrate (as NO3)		430		mg/L	D
OU2	W-834-T2B	2/11/21		1,1-Dichloroethane	<	0.5		ug/L	
OU2	W-834-T2B	2/11/21		1,1-Dichloroethene		0.66		ug/L	
OU2	W-834-T2B	2/11/21		1,1,1-Trichloroethane	<	0.5		ug/L	
OU2	W-834-T2B	2/11/21		1,1,2-Trichloroethane		1.5		ug/L	
OU2	W-834-T2B	2/11/21		1,1,2,2-Tetrachloroethane	<	0.5		ug/L	
OU2	W-834-T2B	2/11/21		1,2-Dichlorobenzene	<	0.5		ug/L	
OU2	W-834-T2B	2/11/21		1,2-Dichloroethane	<	0.5		ug/L	
OU2	W-834-T2B	2/11/21		1,2-Dichloroethene (total)		6.1		ug/L	
OU2	W-834-T2B	2/11/21		1,2-Dichloropropane	<	0.5		ug/L	
OU2	W-834-T2B	2/11/21		1,3-Dichlorobenzene	<	0.5		ug/L	
OU2	W-834-T2B	2/11/21		1,4-Dichlorobenzene	<	0.5		ug/L	
OU2	W-834-T2B	2/11/21		2-Chloroethylvinylether	<	10		ug/L	
OU2	W-834-T2B	2/11/21		Bromodichloromethane	<	0.5		ug/L	
OU2	W-834-T2B	2/11/21		Bromoform	<	0.5		ug/L	
OU2	W-834-T2B	2/11/21		Bromomethane	<	1		ug/L	
OU2	W-834-T2B	2/11/21		Carbon tetrachloride	<	0.5		ug/L	
OU2	W-834-T2B	2/11/21		Chlorobenzene	<	0.5		ug/L	
OU2	W-834-T2B	2/11/21		Chloroethane	<	0.5		ug/L	
OU2	W-834-T2B	2/11/21		Chloroform		2		ug/L	

Attachment 1. Table 1. Groundwater analytical data, Site 300, 2021.

OU	Location	Date	Sample Type	Parameter	LOS Indicator	Result	Error	Units	QA Flag
OU2	W-834-T2B	2/11/21		Chloromethane	<	0.5		ug/L	
OU2	W-834-T2B	2/11/21		cis-1,2-Dichloroethene		5.8		ug/L	
OU2	W-834-T2B	2/11/21		cis-1,3-Dichloropropene	<	0.5		ug/L	
OU2	W-834-T2B	2/11/21		Dibromochloromethane	<	0.5		ug/L	
OU2	W-834-T2B	2/11/21		Dichlorodifluoromethane	<	0.5		ug/L	
OU2	W-834-T2B	2/11/21		Methylene chloride	<	1		ug/L	
OU2	W-834-T2B	2/11/21		Tetrachloroethene		3.9		ug/L	
OU2	W-834-T2B	2/11/21		trans-1,2-Dichloroethene	<	0.5		ug/L	
OU2	W-834-T2B	2/11/21		trans-1,3-Dichloropropene	<	0.5		ug/L	
OU2	W-834-T2B	2/11/21		Trichloroethene		5500		ug/L	D
OU2	W-834-T2B	2/11/21		Trichlorofluoromethane	<	0.5		ug/L	
OU2	W-834-T2B	2/11/21		Trichlorotrifluoroethane	<	0.5		ug/L	
OU2	W-834-T2B	2/11/21		Vinyl chloride	<	0.5		ug/L	
OU2	W-834-T2B	2/11/21		Field Oxidation Potential (Eh)		92		mVolts	
OU2	W-834-T2B	2/11/21		Field pH		7.75		Units	
OU2	W-834-T2B	2/11/21		Field Specific Conductance		8529		umhos/cm	
OU2	W-834-T2B	2/11/21		Field Temperature		19		Degrees C	
OU2	W-834-T2B	2/11/21		C24H52O4Si	<	10		ug/L	D
OU2	W-834-T2B	8/3/21		1,1-Dichloroethane	<	0.5		ug/L	
OU2	W-834-T2B	8/3/21		1,1-Dichloroethene		0.88		ug/L	
OU2	W-834-T2B	8/3/21		1,1,1-Trichloroethane	<	0.5		ug/L	
OU2	W-834-T2B	8/3/21		1,1,2-Trichloroethane		1.2		ug/L	
OU2	W-834-T2B	8/3/21		1,1,2,2-Tetrachloroethane	<	0.5		ug/L	
OU2	W-834-T2B	8/3/21		1,2-Dichlorobenzene	<	0.5		ug/L	
OU2	W-834-T2B	8/3/21		1,2-Dichloroethane	<	0.5		ug/L	
OU2	W-834-T2B	8/3/21		1,2-Dichloroethene (total)	<	1		ug/L	
OU2	W-834-T2B	8/3/21		1,2-Dichloropropane	<	0.5		ug/L	
OU2	W-834-T2B	8/3/21		1,3-Dichlorobenzene	<	0.5		ug/L	
OU2	W-834-T2B	8/3/21		1,4-Dichlorobenzene	<	0.5		ug/L	
OU2	W-834-T2B	8/3/21		2-Chloroethylvinylether	<	1		ug/L	
OU2	W-834-T2B	8/3/21		Bromodichloromethane	<	0.5		ug/L	
OU2	W-834-T2B	8/3/21		Bromoform	<	0.5		ug/L	
OU2	W-834-T2B	8/3/21		Bromomethane	<	0.5		ug/L	
OU2	W-834-T2B	8/3/21		Carbon tetrachloride	<	0.5		ug/L	
OU2	W-834-T2B	8/3/21		Chlorobenzene	<	0.5		ug/L	
OU2	W-834-T2B	8/3/21		Chloroethane	<	0.5		ug/L	
OU2	W-834-T2B	8/3/21		Chloroform		2.3		ug/L	
OU2	W-834-T2B	8/3/21		Chloromethane	<	0.5		ug/L	
OU2	W-834-T2B	8/3/21		cis-1,2-Dichloroethene		7.4		ug/L	
OU2	W-834-T2B	8/3/21		cis-1,3-Dichloropropene	<	0.5		ug/L	
OU2	W-834-T2B	8/3/21		Dibromochloromethane	<	0.5		ug/L	
OU2	W-834-T2B	8/3/21		Dichlorodifluoromethane	<	0.5		ug/L	
OU2	W-834-T2B	8/3/21		Methylene chloride	<	0.5		ug/L	
OU2	W-834-T2B	8/3/21		Tetrachloroethene		4.5		ug/L	
OU2	W-834-T2B	8/3/21		trans-1,2-Dichloroethene	<	0.5		ug/L	
OU2	W-834-T2B	8/3/21		trans-1,3-Dichloropropene	<	0.5		ug/L	
OU2	W-834-T2B	8/3/21		Trichloroethene		6600		ug/L	D
OU2	W-834-T2B	8/3/21		Trichlorofluoromethane	<	0.5		ug/L	
OU2	W-834-T2B	8/3/21		Trichlorotrifluoroethane	<	0.5		ug/L	
OU2	W-834-T2B	8/3/21		Vinyl chloride	<	0.5		ug/L	
OU2	W-834-T2B	8/3/21		Field Oxidation Potential (Eh)		169		mVolts	
OU2	W-834-T2B	8/3/21		Field pH		7.36		Units	
OU2	W-834-T2B	8/3/21		Field Specific Conductance		8431		umhos/cm	
OU2	W-834-T2B	8/3/21		Field Temperature		20.7		Degrees C	
OU2	W-834-T2D	2/23/21		Nitrate (as NO3)		120		mg/L	D
OU2	W-834-T2D	2/23/21		1,1-Dichloroethane	<	2.5		ug/L	D
OU2	W-834-T2D	2/23/21		1,1-Dichloroethene	<	2.5		ug/L	D
OU2	W-834-T2D	2/23/21		1,1,1-Trichloroethane	<	2.5		ug/L	D
OU2	W-834-T2D	2/23/21		1,1,2-Trichloroethane	<	2.5		ug/L	D
OU2	W-834-T2D	2/23/21		1,1,2,2-Tetrachloroethane	<	2.5		ug/L	D
OU2	W-834-T2D	2/23/21		1,2-Dichlorobenzene	<	2.5		ug/L	D
OU2	W-834-T2D	2/23/21		1,2-Dichloroethane	<	2.5		ug/L	D
OU2	W-834-T2D	2/23/21		1,2-Dichloroethene (total)		5.2		ug/L	D
OU2	W-834-T2D	2/23/21		1,2-Dichloropropane	<	2.5		ug/L	D
OU2	W-834-T2D	2/23/21		1,3-Dichlorobenzene	<	2.5		ug/L	D
OU2	W-834-T2D	2/23/21		1,4-Dichlorobenzene	<	2.5		ug/L	D

Attachment 1. Table 1. Groundwater analytical data, Site 300, 2021.

OU	Location	Date	Sample Type	Parameter	LOS Indicator	Result	Error	Units	QA Flag
OU2	W-834-T2D	2/23/21		2-Chloroethylvinylether	<	50		ug/L	D
OU2	W-834-T2D	2/23/21		Bromodichloromethane	<	2.5		ug/L	D
OU2	W-834-T2D	2/23/21		Bromoform	<	2.5		ug/L	D
OU2	W-834-T2D	2/23/21		Bromomethane	<	5		ug/L	D
OU2	W-834-T2D	2/23/21		Carbon tetrachloride	<	2.5		ug/L	D
OU2	W-834-T2D	2/23/21		Chlorobenzene	<	2.5		ug/L	D
OU2	W-834-T2D	2/23/21		Chloroethane	<	2.5		ug/L	D
OU2	W-834-T2D	2/23/21		Chloroform	<	2.5		ug/L	D
OU2	W-834-T2D	2/23/21		Chloromethane	<	2.5		ug/L	D
OU2	W-834-T2D	2/23/21		cis-1,2-Dichloroethene		5.2		ug/L	D
OU2	W-834-T2D	2/23/21		cis-1,3-Dichloropropene	<	2.5		ug/L	D
OU2	W-834-T2D	2/23/21		Dibromochloromethane	<	2.5		ug/L	D
OU2	W-834-T2D	2/23/21		Dichlorodifluoromethane	<	2.5		ug/L	D
OU2	W-834-T2D	2/23/21		Methylene chloride	<	5		ug/L	D
OU2	W-834-T2D	2/23/21		Tetrachloroethene		7		ug/L	D
OU2	W-834-T2D	2/23/21		trans-1,2-Dichloroethene	<	2.5		ug/L	D
OU2	W-834-T2D	2/23/21		trans-1,3-Dichloropropene	<	2.5		ug/L	D
OU2	W-834-T2D	2/23/21		Trichloroethene		3300		ug/L	D
OU2	W-834-T2D	2/23/21		Trichlorofluoromethane	<	2.5		ug/L	D
OU2	W-834-T2D	2/23/21		Trichlorotrifluoroethane	<	2.5		ug/L	D
OU2	W-834-T2D	2/23/21		Vinyl chloride	<	2.5		ug/L	D
OU2	W-834-T2D	2/23/21		Field Oxidation Potential (Eh)		164		mVolts	
OU2	W-834-T2D	2/23/21		Field pH		8.22		Units	
OU2	W-834-T2D	2/23/21		Field Specific Conductance		1230		umhos/cm	
OU2	W-834-T2D	2/23/21		Field Temperature		19.3		Degrees C	
OU2	W-834-T3	2/18/21		Nitrate (as NO3)	<	0.5		mg/L	
OU2	W-834-T3	2/18/21		1,1-Dichloroethane	<	0.5		ug/L	
OU2	W-834-T3	2/18/21		1,1-Dichloroethene	<	0.5		ug/L	
OU2	W-834-T3	2/18/21		1,1,1-Trichloroethane	<	0.5		ug/L	
OU2	W-834-T3	2/18/21		1,1,2-Trichloroethane	<	0.5		ug/L	
OU2	W-834-T3	2/18/21		1,1,2,2-Tetrachloroethane	<	0.5		ug/L	
OU2	W-834-T3	2/18/21		1,2-Dichlorobenzene	<	0.5		ug/L	
OU2	W-834-T3	2/18/21		1,2-Dichloroethane	<	0.5		ug/L	
OU2	W-834-T3	2/18/21		1,2-Dichloroethene (total)	<	1		ug/L	
OU2	W-834-T3	2/18/21		1,2-Dichloropropane	<	0.5		ug/L	
OU2	W-834-T3	2/18/21		1,3-Dichlorobenzene	<	0.5		ug/L	
OU2	W-834-T3	2/18/21		1,4-Dichlorobenzene	<	0.5		ug/L	
OU2	W-834-T3	2/18/21		2-Chloroethylvinylether	<	10		ug/L	
OU2	W-834-T3	2/18/21		Bromodichloromethane	<	0.5		ug/L	
OU2	W-834-T3	2/18/21		Bromoform	<	0.5		ug/L	
OU2	W-834-T3	2/18/21		Bromomethane	<	1		ug/L	
OU2	W-834-T3	2/18/21		Carbon tetrachloride	<	0.5		ug/L	
OU2	W-834-T3	2/18/21		Chlorobenzene	<	0.5		ug/L	
OU2	W-834-T3	2/18/21		Chloroethane	<	0.5		ug/L	
OU2	W-834-T3	2/18/21		Chloroform	<	0.5		ug/L	
OU2	W-834-T3	2/18/21		Chloromethane	<	0.5		ug/L	
OU2	W-834-T3	2/18/21		cis-1,2-Dichloroethene	<	0.5		ug/L	
OU2	W-834-T3	2/18/21		cis-1,3-Dichloropropene	<	0.5		ug/L	
OU2	W-834-T3	2/18/21		Dibromochloromethane	<	0.5		ug/L	
OU2	W-834-T3	2/18/21		Dichlorodifluoromethane	<	0.5		ug/L	
OU2	W-834-T3	2/18/21		Methylene chloride	<	1		ug/L	
OU2	W-834-T3	2/18/21		Tetrachloroethene	<	0.5		ug/L	
OU2	W-834-T3	2/18/21		trans-1,2-Dichloroethene	<	0.5		ug/L	
OU2	W-834-T3	2/18/21		trans-1,3-Dichloropropene	<	0.5		ug/L	
OU2	W-834-T3	2/18/21		Trichloroethene	<	0.5		ug/L	
OU2	W-834-T3	2/18/21		Trichlorofluoromethane	<	0.5		ug/L	
OU2	W-834-T3	2/18/21		Trichlorotrifluoroethane	<	0.5		ug/L	
OU2	W-834-T3	2/18/21		Vinyl chloride	<	0.5		ug/L	
OU2	W-834-T3	2/18/21		Field Oxidation Potential (Eh)		63		mVolts	
OU2	W-834-T3	2/18/21		Field pH		8.09		Units	
OU2	W-834-T3	2/18/21		Field Specific Conductance		719.5		umhos/cm	
OU2	W-834-T3	2/18/21		Field Temperature		20.4		Degrees C	
OU2	W-834-T3	2/18/21		C24H52O4Si	<	10		ug/L	
OU2	W-834-T3	6/3/21		1,1-Dichloroethane	<	0.5		ug/L	
OU2	W-834-T3	6/3/21		1,1-Dichloroethene	<	0.5		ug/L	
OU2	W-834-T3	6/3/21		1,1,1-Trichloroethane	<	0.5		ug/L	

Attachment 1. Table 1. Groundwater analytical data, Site 300, 2021.

OU	Location	Date	Sample Type	Parameter	LOS Indicator	Result	Error	Units	QA Flag
OU2	W-834-T3	6/3/21		1,1,2-Trichloroethane	<	0.5		ug/L	
OU2	W-834-T3	6/3/21		1,1,2,2-Tetrachloroethane	<	0.5		ug/L	
OU2	W-834-T3	6/3/21		1,2-Dichlorobenzene	<	0.5		ug/L	
OU2	W-834-T3	6/3/21		1,2-Dichloroethane	<	0.5		ug/L	
OU2	W-834-T3	6/3/21		1,2-Dichloroethene (total)	<	1		ug/L	
OU2	W-834-T3	6/3/21		1,2-Dichloropropane	<	0.5		ug/L	
OU2	W-834-T3	6/3/21		1,3-Dichlorobenzene	<	0.5		ug/L	
OU2	W-834-T3	6/3/21		1,4-Dichlorobenzene	<	0.5		ug/L	
OU2	W-834-T3	6/3/21		2-Chloroethylvinylether	<	10		ug/L	
OU2	W-834-T3	6/3/21		Bromodichloromethane	<	0.5		ug/L	
OU2	W-834-T3	6/3/21		Bromoform	<	0.5		ug/L	
OU2	W-834-T3	6/3/21		Bromomethane	<	1		ug/L	
OU2	W-834-T3	6/3/21		Carbon tetrachloride	<	0.5		ug/L	
OU2	W-834-T3	6/3/21		Chlorobenzene	<	0.5		ug/L	
OU2	W-834-T3	6/3/21		Chloroethane	<	0.5		ug/L	
OU2	W-834-T3	6/3/21		Chloroform	<	0.5		ug/L	
OU2	W-834-T3	6/3/21		Chloromethane	<	0.5		ug/L	
OU2	W-834-T3	6/3/21		cis-1,2-Dichloroethene	<	0.5		ug/L	
OU2	W-834-T3	6/3/21		cis-1,3-Dichloropropene	<	0.5		ug/L	
OU2	W-834-T3	6/3/21		Dibromochloromethane	<	0.5		ug/L	
OU2	W-834-T3	6/3/21		Dichlorodifluoromethane	<	0.5		ug/L	
OU2	W-834-T3	6/3/21		Methylene chloride	<	1		ug/L	
OU2	W-834-T3	6/3/21		Tetrachloroethene	<	0.5		ug/L	
OU2	W-834-T3	6/3/21		trans-1,2-Dichloroethene	<	0.5		ug/L	
OU2	W-834-T3	6/3/21		trans-1,3-Dichloropropene	<	0.5		ug/L	
OU2	W-834-T3	6/3/21		Trichloroethene	<	0.5		ug/L	
OU2	W-834-T3	6/3/21		Trichlorofluoromethane	<	0.5		ug/L	
OU2	W-834-T3	6/3/21		Trichlorotrifluoroethane	<	0.5		ug/L	
OU2	W-834-T3	6/3/21		Vinyl chloride	<	0.5		ug/L	
OU2	W-834-T3	6/3/21		Field Oxidation Potential (Eh)		-15		mVolts	
OU2	W-834-T3	6/3/21		Field pH		7.63		Units	
OU2	W-834-T3	6/3/21		Field Specific Conductance		705.4		umhos/cm	
OU2	W-834-T3	6/3/21		Field Temperature		22.7		Degrees C	
OU2	W-834-T3	9/28/21		Nitrate (as NO3)	<	1		mg/L	
OU2	W-834-T3	9/28/21		1,1-Dichloroethane	<	0.5		ug/L	
OU2	W-834-T3	9/28/21		1,1-Dichloroethene	<	0.5		ug/L	
OU2	W-834-T3	9/28/21		1,1,1-Trichloroethane	<	0.5		ug/L	
OU2	W-834-T3	9/28/21		1,1,2-Trichloroethane	<	0.5		ug/L	
OU2	W-834-T3	9/28/21		1,1,2,2-Tetrachloroethane	<	0.5		ug/L	
OU2	W-834-T3	9/28/21		1,2-Dichlorobenzene	<	0.5		ug/L	
OU2	W-834-T3	9/28/21		1,2-Dichloroethane	<	0.5		ug/L	
OU2	W-834-T3	9/28/21		1,2-Dichloroethene (total)	<	1		ug/L	
OU2	W-834-T3	9/28/21		1,2-Dichloropropane	<	0.5		ug/L	
OU2	W-834-T3	9/28/21		1,3-Dichlorobenzene	<	0.5		ug/L	
OU2	W-834-T3	9/28/21		1,4-Dichlorobenzene	<	0.5		ug/L	
OU2	W-834-T3	9/28/21		2-Chloroethylvinylether	<	1		ug/L	
OU2	W-834-T3	9/28/21		Bromodichloromethane	<	0.5		ug/L	
OU2	W-834-T3	9/28/21		Bromoform	<	0.5		ug/L	
OU2	W-834-T3	9/28/21		Bromomethane	<	0.5		ug/L	
OU2	W-834-T3	9/28/21		Carbon tetrachloride	<	0.5		ug/L	
OU2	W-834-T3	9/28/21		Chlorobenzene	<	0.5		ug/L	
OU2	W-834-T3	9/28/21		Chloroethane	<	0.5		ug/L	
OU2	W-834-T3	9/28/21		Chloroform	<	0.5		ug/L	
OU2	W-834-T3	9/28/21		Chloromethane	<	0.5		ug/L	
OU2	W-834-T3	9/28/21		cis-1,2-Dichloroethene	<	0.5		ug/L	
OU2	W-834-T3	9/28/21		cis-1,3-Dichloropropene	<	0.5		ug/L	
OU2	W-834-T3	9/28/21		Dibromochloromethane	<	0.5		ug/L	
OU2	W-834-T3	9/28/21		Dichlorodifluoromethane	<	0.5		ug/L	
OU2	W-834-T3	9/28/21		Methylene chloride	<	0.5		ug/L	
OU2	W-834-T3	9/28/21		Tetrachloroethene	<	0.5		ug/L	
OU2	W-834-T3	9/28/21		trans-1,2-Dichloroethene	<	0.5		ug/L	
OU2	W-834-T3	9/28/21		trans-1,3-Dichloropropene	<	0.5		ug/L	
OU2	W-834-T3	9/28/21		Trichloroethene	<	0.5		ug/L	
OU2	W-834-T3	9/28/21		Trichlorofluoromethane	<	0.5		ug/L	
OU2	W-834-T3	9/28/21		Trichlorotrifluoroethane	<	0.5		ug/L	
OU2	W-834-T3	9/28/21		Vinyl chloride	<	0.5		ug/L	

Attachment 1. Table 1. Groundwater analytical data, Site 300, 2021.

OU	Location	Date	Sample Type	Parameter	LOS Indicator	Result	Error	Units	QA Flag
OU2	W-834-T3	9/28/21		Field Oxidation Potential (Eh)		-168		mVolts	
OU2	W-834-T3	9/28/21		Field pH		7.86		Units	
OU2	W-834-T3	9/28/21		Field Specific Conductance		711.5		umhos/cm	
OU2	W-834-T3	9/28/21		Field Temperature		20.2		Degrees C	
OU2	W-834-T3	9/28/21		C24H52O4Si	<	12		ug/L	D
OU2	W-834-T3	10/27/21		1,1-Dichloroethane	<	0.5		ug/L	
OU2	W-834-T3	10/27/21		1,1-Dichloroethene	<	0.5		ug/L	
OU2	W-834-T3	10/27/21		1,1,1-Trichloroethane	<	0.5		ug/L	
OU2	W-834-T3	10/27/21		1,1,2-Trichloroethane	<	0.5		ug/L	
OU2	W-834-T3	10/27/21		1,1,2,2-Tetrachloroethane	<	0.5		ug/L	
OU2	W-834-T3	10/27/21		1,2-Dichlorobenzene	<	0.5		ug/L	
OU2	W-834-T3	10/27/21		1,2-Dichloroethane	<	0.5		ug/L	
OU2	W-834-T3	10/27/21		1,2-Dichloroethene (total)	<	1		ug/L	
OU2	W-834-T3	10/27/21		1,2-Dichloropropane	<	0.5		ug/L	
OU2	W-834-T3	10/27/21		1,3-Dichlorobenzene	<	0.5		ug/L	
OU2	W-834-T3	10/27/21		1,4-Dichlorobenzene	<	0.5		ug/L	
OU2	W-834-T3	10/27/21		2-Chloroethylvinylether	<	1		ug/L	
OU2	W-834-T3	10/27/21		Bromodichloromethane	<	0.5		ug/L	
OU2	W-834-T3	10/27/21		Bromoform	<	0.5		ug/L	
OU2	W-834-T3	10/27/21		Bromomethane	<	0.5		ug/L	
OU2	W-834-T3	10/27/21		Carbon tetrachloride	<	0.5		ug/L	
OU2	W-834-T3	10/27/21		Chlorobenzene	<	0.5		ug/L	
OU2	W-834-T3	10/27/21		Chloroethane	<	0.5		ug/L	
OU2	W-834-T3	10/27/21		Chloroform	<	0.5		ug/L	
OU2	W-834-T3	10/27/21		Chloromethane	<	0.5		ug/L	
OU2	W-834-T3	10/27/21		cis-1,2-Dichloroethene	<	0.5		ug/L	
OU2	W-834-T3	10/27/21		cis-1,3-Dichloropropene	<	0.5		ug/L	
OU2	W-834-T3	10/27/21		Dibromochloromethane	<	0.5		ug/L	
OU2	W-834-T3	10/27/21		Dichlorodifluoromethane	<	0.5		ug/L	
OU2	W-834-T3	10/27/21		Methylene chloride	<	0.5		ug/L	
OU2	W-834-T3	10/27/21		Tetrachloroethene	<	0.5		ug/L	
OU2	W-834-T3	10/27/21		trans-1,2-Dichloroethene	<	0.5		ug/L	
OU2	W-834-T3	10/27/21		trans-1,3-Dichloropropene	<	0.5		ug/L	
OU2	W-834-T3	10/27/21		Trichloroethene	<	0.5		ug/L	
OU2	W-834-T3	10/27/21		Trichlorofluoromethane	<	0.5		ug/L	
OU2	W-834-T3	10/27/21		Trichlorotrifluoroethane	<	0.5		ug/L	
OU2	W-834-T3	10/27/21		Vinyl chloride	<	0.5		ug/L	
OU2	W-834-T3	10/27/21		Field Oxidation Potential (Eh)		-185		mVolts	
OU2	W-834-T3	10/27/21		Field pH		7.62		Units	
OU2	W-834-T3	10/27/21		Field Specific Conductance		719.3		umhos/cm	
OU2	W-834-T3	10/27/21		Field Temperature		19.5		Degrees C	
OU2	W-834-T5	2/18/21		Nitrate (as NO3)		82		mg/L	
OU2	W-834-T5	2/18/21		1,1-Dichloroethane	<	0.5		ug/L	
OU2	W-834-T5	2/18/21		1,1-Dichloroethene	<	0.5		ug/L	
OU2	W-834-T5	2/18/21		1,1,1-Trichloroethane	<	0.5		ug/L	
OU2	W-834-T5	2/18/21		1,1,2-Trichloroethane	<	0.5		ug/L	
OU2	W-834-T5	2/18/21		1,1,2,2-Tetrachloroethane	<	0.5		ug/L	
OU2	W-834-T5	2/18/21		1,2-Dichlorobenzene	<	0.5		ug/L	
OU2	W-834-T5	2/18/21		1,2-Dichloroethane	<	0.5		ug/L	
OU2	W-834-T5	2/18/21		1,2-Dichloroethene (total)	<	1		ug/L	
OU2	W-834-T5	2/18/21		1,2-Dichloropropane	<	0.5		ug/L	
OU2	W-834-T5	2/18/21		1,3-Dichlorobenzene	<	0.5		ug/L	
OU2	W-834-T5	2/18/21		1,4-Dichlorobenzene	<	0.5		ug/L	
OU2	W-834-T5	2/18/21		2-Chloroethylvinylether	<	10		ug/L	
OU2	W-834-T5	2/18/21		Bromodichloromethane	<	0.5		ug/L	
OU2	W-834-T5	2/18/21		Bromoform	<	0.5		ug/L	
OU2	W-834-T5	2/18/21		Bromomethane	<	1		ug/L	
OU2	W-834-T5	2/18/21		Carbon tetrachloride	<	0.5		ug/L	
OU2	W-834-T5	2/18/21		Chlorobenzene	<	0.5		ug/L	
OU2	W-834-T5	2/18/21		Chloroethane	<	0.5		ug/L	
OU2	W-834-T5	2/18/21		Chloroform	<	0.5		ug/L	
OU2	W-834-T5	2/18/21		Chloromethane	<	0.5		ug/L	
OU2	W-834-T5	2/18/21		cis-1,2-Dichloroethene	<	0.5		ug/L	
OU2	W-834-T5	2/18/21		cis-1,3-Dichloropropene	<	0.5		ug/L	
OU2	W-834-T5	2/18/21		Dibromochloromethane	<	0.5		ug/L	
OU2	W-834-T5	2/18/21		Dichlorodifluoromethane	<	0.5		ug/L	

Attachment 1. Table 1. Groundwater analytical data, Site 300, 2021.

OU	Location	Date	Sample Type	Parameter	LOS Indicator	Result	Error	Units	QA Flag
OU2	W-834-T5	2/18/21		Methylene chloride	<	1		ug/L	
OU2	W-834-T5	2/18/21		Tetrachloroethene	<	0.5		ug/L	
OU2	W-834-T5	2/18/21		trans-1,2-Dichloroethene	<	0.5		ug/L	
OU2	W-834-T5	2/18/21		trans-1,3-Dichloropropene	<	0.5		ug/L	
OU2	W-834-T5	2/18/21		Trichloroethene	<	0.5		ug/L	
OU2	W-834-T5	2/18/21		Trichlorofluoromethane	<	0.5		ug/L	
OU2	W-834-T5	2/18/21		Trichlorotrifluoroethane	<	0.5		ug/L	
OU2	W-834-T5	2/18/21		Vinyl chloride	<	0.5		ug/L	
OU2	W-834-T5	2/18/21		Field Oxidation Potential (Eh)		92		mVolts	
OU2	W-834-T5	2/18/21		Field pH		8.37		Units	
OU2	W-834-T5	2/18/21		Field Specific Conductance		1041		umhos/cm	
OU2	W-834-T5	2/18/21		Field Temperature		18.7		Degrees C	
OU2	W-834-U1	2/23/21		Nitrate (as NO3)		3		mg/L	
OU2	W-834-U1	2/23/21		1,1-Dichloroethane	<	25		ug/L	D
OU2	W-834-U1	2/23/21		1,1-Dichloroethene	<	25		ug/L	D
OU2	W-834-U1	2/23/21		1,1,1-Trichloroethane	<	25		ug/L	D
OU2	W-834-U1	2/23/21		1,1,2-Trichloroethane	<	25		ug/L	D
OU2	W-834-U1	2/23/21		1,1,2,2-Tetrachloroethane	<	25		ug/L	D
OU2	W-834-U1	2/23/21		1,2-Dichlorobenzene	<	25		ug/L	D
OU2	W-834-U1	2/23/21		1,2-Dichloroethane	<	25		ug/L	D
OU2	W-834-U1	2/23/21		1,2-Dichloroethene (total)		920		ug/L	D
OU2	W-834-U1	2/23/21		1,2-Dichloropropane	<	25		ug/L	D
OU2	W-834-U1	2/23/21		1,3-Dichlorobenzene	<	25		ug/L	D
OU2	W-834-U1	2/23/21		1,4-Dichlorobenzene	<	25		ug/L	D
OU2	W-834-U1	2/23/21		2-Chloroethylvinylether	<	500		ug/L	D
OU2	W-834-U1	2/23/21		Bromodichloromethane	<	25		ug/L	D
OU2	W-834-U1	2/23/21		Bromoform	<	25		ug/L	D
OU2	W-834-U1	2/23/21		Bromomethane	<	50		ug/L	D
OU2	W-834-U1	2/23/21		Carbon tetrachloride	<	25		ug/L	D
OU2	W-834-U1	2/23/21		Chlorobenzene	<	25		ug/L	D
OU2	W-834-U1	2/23/21		Chloroethane	<	25		ug/L	D
OU2	W-834-U1	2/23/21		Chloroform	<	25		ug/L	D
OU2	W-834-U1	2/23/21		Chloromethane	<	25		ug/L	D
OU2	W-834-U1	2/23/21		cis-1,2-Dichloroethene		920		ug/L	D
OU2	W-834-U1	2/23/21		cis-1,3-Dichloropropene	<	25		ug/L	D
OU2	W-834-U1	2/23/21		Dibromochloromethane	<	25		ug/L	D
OU2	W-834-U1	2/23/21		Dichlorodifluoromethane	<	25		ug/L	D
OU2	W-834-U1	2/23/21		Methylene chloride	<	50		ug/L	D
OU2	W-834-U1	2/23/21		Tetrachloroethene		54		ug/L	D
OU2	W-834-U1	2/23/21		trans-1,2-Dichloroethene	<	25		ug/L	D
OU2	W-834-U1	2/23/21		trans-1,3-Dichloropropene	<	25		ug/L	D
OU2	W-834-U1	2/23/21		Trichloroethene		8200		ug/L	D
OU2	W-834-U1	2/23/21		Trichlorofluoromethane	<	25		ug/L	D
OU2	W-834-U1	2/23/21		Trichlorotrifluoroethane	<	25		ug/L	D
OU2	W-834-U1	2/23/21		Vinyl chloride		42		ug/L	D
OU2	W-834-U1	2/23/21		Diesel Fuel	<	200		ug/L	
OU2	W-834-U1	2/23/21		Field Oxidation Potential (Eh)		159		mVolts	
OU2	W-834-U1	2/23/21		Field pH		8.38		Units	
OU2	W-834-U1	2/23/21		Field Specific Conductance		191.6		umhos/cm	
OU2	W-834-U1	2/23/21		Field Temperature		17.9		Degrees C	
OU2	W-834-U1	2/23/21		C24H52O4Si	<	10		ug/L	
OU3	BC6-10	3/3/21		Nitrate (as NO3)		3		mg/L	
OU3	BC6-10	3/3/21		Perchlorate	<	4		ug/L	
OU3	BC6-10	3/3/21		1,1-Dichloroethane	<	0.5		ug/L	
OU3	BC6-10	3/3/21		1,1-Dichloroethene	<	0.5		ug/L	
OU3	BC6-10	3/3/21		1,1,1-Trichloroethane	<	0.5		ug/L	
OU3	BC6-10	3/3/21		1,1,2-Trichloroethane	<	0.5		ug/L	
OU3	BC6-10	3/3/21		1,1,2,2-Tetrachloroethane	<	0.5		ug/L	
OU3	BC6-10	3/3/21		1,2-Dichlorobenzene	<	0.5		ug/L	
OU3	BC6-10	3/3/21		1,2-Dichloroethane	<	0.5		ug/L	
OU3	BC6-10	3/3/21		1,2-Dichloroethene (total)	<	1		ug/L	
OU3	BC6-10	3/3/21		1,2-Dichloropropane	<	0.5		ug/L	
OU3	BC6-10	3/3/21		1,3-Dichlorobenzene	<	0.5		ug/L	
OU3	BC6-10	3/3/21		1,4-Dichlorobenzene	<	0.5		ug/L	
OU3	BC6-10	3/3/21		2-Chloroethylvinylether	<	1		ug/L	L
OU3	BC6-10	3/3/21		Bromodichloromethane	<	0.5		ug/L	

Attachment 1. Table 1. Groundwater analytical data, Site 300, 2021.

OU	Location	Date	Sample Type	Parameter	LOS Indicator	Result	Error	Units	QA Flag
OU3	BC6-10	3/3/21		Bromoform	<	0.5		ug/L	
OU3	BC6-10	3/3/21		Bromomethane	<	0.5		ug/L	
OU3	BC6-10	3/3/21		Carbon tetrachloride	<	0.5		ug/L	
OU3	BC6-10	3/3/21		Chlorobenzene	<	0.5		ug/L	
OU3	BC6-10	3/3/21		Chloroethane	<	0.5		ug/L	
OU3	BC6-10	3/3/21		Chloroform	<	0.5		ug/L	
OU3	BC6-10	3/3/21		Chloromethane	<	0.5		ug/L	
OU3	BC6-10	3/3/21		cis-1,2-Dichloroethene	<	0.5		ug/L	
OU3	BC6-10	3/3/21		cis-1,3-Dichloropropene	<	0.5		ug/L	
OU3	BC6-10	3/3/21		Dibromochloromethane	<	0.5		ug/L	
OU3	BC6-10	3/3/21		Dichlorodifluoromethane	<	0.5		ug/L	
OU3	BC6-10	3/3/21		Methylene chloride	<	0.5		ug/L	
OU3	BC6-10	3/3/21		Tetrachloroethene	<	0.5		ug/L	
OU3	BC6-10	3/3/21		trans-1,2-Dichloroethene	<	0.5		ug/L	
OU3	BC6-10	3/3/21		trans-1,3-Dichloropropene	<	0.5		ug/L	
OU3	BC6-10	3/3/21		Trichloroethene	<	0.5		ug/L	
OU3	BC6-10	3/3/21		Trichlorofluoromethane	<	0.5		ug/L	
OU3	BC6-10	3/3/21		Trichlorotrifluoroethane	<	0.5		ug/L	
OU3	BC6-10	3/3/21		Vinyl chloride	<	0.5		ug/L	
OU3	BC6-10	3/3/21		Tritium	<	100	67.7	pCi/L	
OU3	BC6-10	3/3/21		Field Oxidation Potential (Eh)		52		mVolts	
OU3	BC6-10	3/3/21		Field pH		8.18		Units	
OU3	BC6-10	3/3/21		Field Specific Conductance		1450		umhos/cm	
OU3	BC6-10	3/3/21		Field Temperature		19		Degrees C	
OU3	BC6-10	8/25/21		1,1-Dichloroethane	<	0.5		ug/L	
OU3	BC6-10	8/25/21		1,1-Dichloroethene	<	0.5		ug/L	
OU3	BC6-10	8/25/21		1,1,1-Trichloroethane	<	0.5		ug/L	
OU3	BC6-10	8/25/21		1,1,2-Trichloroethane	<	0.5		ug/L	
OU3	BC6-10	8/25/21		1,1,2,2-Tetrachloroethane	<	0.5		ug/L	
OU3	BC6-10	8/25/21		1,2-Dichlorobenzene	<	0.5		ug/L	
OU3	BC6-10	8/25/21		1,2-Dichloroethane	<	0.5		ug/L	
OU3	BC6-10	8/25/21		1,2-Dichloroethene (total)	<	1		ug/L	
OU3	BC6-10	8/25/21		1,2-Dichloropropane	<	0.5		ug/L	
OU3	BC6-10	8/25/21		1,3-Dichlorobenzene	<	0.5		ug/L	
OU3	BC6-10	8/25/21		1,4-Dichlorobenzene	<	0.5		ug/L	
OU3	BC6-10	8/25/21		2-Chloroethylvinylether	<	1		ug/L	
OU3	BC6-10	8/25/21		Bromodichloromethane	<	0.5		ug/L	
OU3	BC6-10	8/25/21		Bromoform	<	0.5		ug/L	
OU3	BC6-10	8/25/21		Bromomethane	<	0.5		ug/L	
OU3	BC6-10	8/25/21		Carbon tetrachloride	<	0.5		ug/L	
OU3	BC6-10	8/25/21		Chlorobenzene	<	0.5		ug/L	
OU3	BC6-10	8/25/21		Chloroethane	<	0.5		ug/L	
OU3	BC6-10	8/25/21		Chloroform	<	0.5		ug/L	
OU3	BC6-10	8/25/21		Chloromethane	<	0.5		ug/L	
OU3	BC6-10	8/25/21		cis-1,2-Dichloroethene	<	0.5		ug/L	
OU3	BC6-10	8/25/21		cis-1,3-Dichloropropene	<	0.5		ug/L	
OU3	BC6-10	8/25/21		Dibromochloromethane	<	0.5		ug/L	
OU3	BC6-10	8/25/21		Dichlorodifluoromethane	<	0.5		ug/L	
OU3	BC6-10	8/25/21		Methylene chloride	<	0.5		ug/L	
OU3	BC6-10	8/25/21		Tetrachloroethene	<	0.5		ug/L	
OU3	BC6-10	8/25/21		trans-1,2-Dichloroethene	<	0.5		ug/L	
OU3	BC6-10	8/25/21		trans-1,3-Dichloropropene	<	0.5		ug/L	
OU3	BC6-10	8/25/21		Trichloroethene	<	0.5		ug/L	
OU3	BC6-10	8/25/21		Trichlorofluoromethane	<	0.5		ug/L	
OU3	BC6-10	8/25/21		Trichlorotrifluoroethane	<	0.5		ug/L	
OU3	BC6-10	8/25/21		Vinyl chloride	<	0.5		ug/L	
OU3	BC6-10	8/25/21		Tritium	<	100	60.3	pCi/L	
OU3	BC6-10	8/25/21		Field Oxidation Potential (Eh)		2		mVolts	
OU3	BC6-10	8/25/21		Field pH		8.29		Units	
OU3	BC6-10	8/25/21		Field Specific Conductance		1450		umhos/cm	
OU3	BC6-10	8/25/21		Field Temperature		21.7		Degrees C	
OU3	CARNRW1	1/25/21		Nitrate (as NO3)	<	0.5		mg/L	
OU3	CARNRW1	1/25/21		Perchlorate	<	4		ug/L	
OU3	CARNRW1	1/25/21		1,1-Dichloroethane	<	0.5		ug/L	
OU3	CARNRW1	1/25/21		1,1-Dichloroethene	<	0.5		ug/L	
OU3	CARNRW1	1/25/21		1,1,1-Trichloroethane	<	0.5		ug/L	

Attachment 1. Table 1. Groundwater analytical data, Site 300, 2021.

OU	Location	Date	Sample Type	Parameter	LOS Indicator	Result	Error	Units	QA Flag
OU3	CARNRW1	1/25/21		1,1,2-Trichloroethane	<	0.5		ug/L	
OU3	CARNRW1	1/25/21		1,1,2,2-Tetrachloroethane	<	0.5		ug/L	
OU3	CARNRW1	1/25/21		1,2-Dichlorobenzene	<	0.5		ug/L	
OU3	CARNRW1	1/25/21		1,2-Dichloroethane	<	0.5		ug/L	
OU3	CARNRW1	1/25/21		1,2-Dichloroethene (total)	<	1		ug/L	
OU3	CARNRW1	1/25/21		1,2-Dichloropropane	<	0.5		ug/L	
OU3	CARNRW1	1/25/21		1,3-Dichlorobenzene	<	0.5		ug/L	
OU3	CARNRW1	1/25/21		1,4-Dichlorobenzene	<	0.5		ug/L	
OU3	CARNRW1	1/25/21		2-Chloroethylvinylether	<	10		ug/L	
OU3	CARNRW1	1/25/21		Bromodichloromethane	<	0.5		ug/L	
OU3	CARNRW1	1/25/21		Bromoform	<	0.5		ug/L	
OU3	CARNRW1	1/25/21		Bromomethane	<	1		ug/L	
OU3	CARNRW1	1/25/21		Carbon tetrachloride	<	0.5		ug/L	
OU3	CARNRW1	1/25/21		Chlorobenzene	<	0.5		ug/L	
OU3	CARNRW1	1/25/21		Chloroethane	<	0.5		ug/L	
OU3	CARNRW1	1/25/21		Chloroform	<	0.5		ug/L	
OU3	CARNRW1	1/25/21		Chloromethane	<	0.5		ug/L	
OU3	CARNRW1	1/25/21		cis-1,2-Dichloroethene	<	0.5		ug/L	
OU3	CARNRW1	1/25/21		cis-1,3-Dichloropropene	<	0.5		ug/L	
OU3	CARNRW1	1/25/21		Dibromochloromethane	<	0.5		ug/L	
OU3	CARNRW1	1/25/21		Dichlorodifluoromethane	<	0.5		ug/L	
OU3	CARNRW1	1/25/21		Methylene chloride	<	1		ug/L	
OU3	CARNRW1	1/25/21		Tetrachloroethene	<	0.5		ug/L	
OU3	CARNRW1	1/25/21		trans-1,2-Dichloroethene	<	0.5		ug/L	
OU3	CARNRW1	1/25/21		trans-1,3-Dichloropropene	<	0.5		ug/L	
OU3	CARNRW1	1/25/21		Trichloroethene	<	0.5		ug/L	
OU3	CARNRW1	1/25/21		Trichlorofluoromethane	<	0.5		ug/L	
OU3	CARNRW1	1/25/21		Trichlorotrifluoroethane	<	0.5		ug/L	
OU3	CARNRW1	1/25/21		Vinyl chloride	<	0.5		ug/L	
OU3	CARNRW1	1/25/21		HMX	<	1		ug/L	
OU3	CARNRW1	1/25/21		RDX	<	1		ug/L	
OU3	CARNRW1	1/25/21		Gross alpha	<	2	1.4	pCi/L	O
OU3	CARNRW1	1/25/21		Gross beta		9.22	2.18	pCi/L	
OU3	CARNRW1	1/25/21		Tritium	<	100	58.9	pCi/L	
OU3	CARNRW1	1/25/21		Field Oxidation Potential (Eh)		73		mVolts	
OU3	CARNRW1	1/25/21		Field pH		8.24		Units	
OU3	CARNRW1	1/25/21		Field Specific Conductance		1110		umhos/cm	
OU3	CARNRW1	1/25/21		Field Temperature		19		Degrees C	
OU3	CARNRW1	1/25/21		Antimony	<	0.005		mg/L	
OU3	CARNRW1	1/25/21		Arsenic		0.0083		mg/L	
OU3	CARNRW1	1/25/21		Barium	<	0.025		mg/L	
OU3	CARNRW1	1/25/21		Beryllium	<	0.0005		mg/L	
OU3	CARNRW1	1/25/21		Cadmium	<	0.0005		mg/L	
OU3	CARNRW1	1/25/21		Chromium	<	0.001		mg/L	
OU3	CARNRW1	1/25/21		Cobalt	<	0.025		mg/L	
OU3	CARNRW1	1/25/21		Copper	<	0.01		mg/L	
OU3	CARNRW1	1/25/21		Lead	<	0.002		mg/L	
OU3	CARNRW1	1/25/21		Mercury	<	0.0002		mg/L	
OU3	CARNRW1	1/25/21		Molybdenum	<	0.025		mg/L	
OU3	CARNRW1	1/25/21		Nickel	<	0.005		mg/L	
OU3	CARNRW1	1/25/21		Selenium	<	0.002		mg/L	
OU3	CARNRW1	1/25/21		Silver	<	0.0005		mg/L	
OU3	CARNRW1	1/25/21		Thallium	<	0.001		mg/L	
OU3	CARNRW1	1/25/21		Vanadium	<	0.01		mg/L	
OU3	CARNRW1	1/25/21		Zinc	<	0.02		mg/L	
OU3	CARNRW1	1/25/21	DUP	Nitrate (as NO3)	<	0.5		mg/L	
OU3	CARNRW1	1/25/21	DUP	Perchlorate	<	4		ug/L	
OU3	CARNRW1	1/25/21	DUP	1,1-Dichloroethane	<	0.5		ug/L	
OU3	CARNRW1	1/25/21	DUP	1,1-Dichloroethene	<	0.5		ug/L	
OU3	CARNRW1	1/25/21	DUP	1,1,1-Trichloroethane	<	0.5		ug/L	
OU3	CARNRW1	1/25/21	DUP	1,1,2-Trichloroethane	<	0.5		ug/L	
OU3	CARNRW1	1/25/21	DUP	1,1,2,2-Tetrachloroethane	<	0.5		ug/L	
OU3	CARNRW1	1/25/21	DUP	1,2-Dichlorobenzene	<	0.5		ug/L	
OU3	CARNRW1	1/25/21	DUP	1,2-Dichloroethane	<	0.5		ug/L	
OU3	CARNRW1	1/25/21	DUP	1,2-Dichloroethene (total)	<	1		ug/L	
OU3	CARNRW1	1/25/21	DUP	1,2-Dichloropropane	<	0.5		ug/L	

Attachment 1. Table 1. Groundwater analytical data, Site 300, 2021.

OU	Location	Date	Sample Type	Parameter	LOS Indicator	Result	Error	Units	QA Flag
OU3	CARNRW1	1/25/21	DUP	1,3-Dichlorobenzene	<	0.5		ug/L	
OU3	CARNRW1	1/25/21	DUP	1,4-Dichlorobenzene	<	0.5		ug/L	
OU3	CARNRW1	1/25/21	DUP	2-Chloroethylvinylether	<	1		ug/L	
OU3	CARNRW1	1/25/21	DUP	Bromodichloromethane	<	0.5		ug/L	
OU3	CARNRW1	1/25/21	DUP	Bromoform	<	0.5		ug/L	
OU3	CARNRW1	1/25/21	DUP	Bromomethane	<	0.5		ug/L	
OU3	CARNRW1	1/25/21	DUP	Carbon tetrachloride	<	0.5		ug/L	
OU3	CARNRW1	1/25/21	DUP	Chlorobenzene	<	0.5		ug/L	
OU3	CARNRW1	1/25/21	DUP	Chloroethane	<	0.5		ug/L	
OU3	CARNRW1	1/25/21	DUP	Chloroform	<	0.5		ug/L	
OU3	CARNRW1	1/25/21	DUP	Chloromethane	<	0.5		ug/L	
OU3	CARNRW1	1/25/21	DUP	cis-1,2-Dichloroethene	<	0.5		ug/L	
OU3	CARNRW1	1/25/21	DUP	cis-1,3-Dichloropropene	<	0.5		ug/L	
OU3	CARNRW1	1/25/21	DUP	Dibromochloromethane	<	0.5		ug/L	
OU3	CARNRW1	1/25/21	DUP	Dichlorodifluoromethane	<	0.5		ug/L	L
OU3	CARNRW1	1/25/21	DUP	Methylene chloride	<	0.5		ug/L	
OU3	CARNRW1	1/25/21	DUP	Tetrachloroethene	<	0.5		ug/L	
OU3	CARNRW1	1/25/21	DUP	trans-1,2-Dichloroethene	<	0.5		ug/L	
OU3	CARNRW1	1/25/21	DUP	trans-1,3-Dichloropropene	<	0.5		ug/L	
OU3	CARNRW1	1/25/21	DUP	Trichloroethene	<	0.5		ug/L	
OU3	CARNRW1	1/25/21	DUP	Trichlorofluoromethane	<	0.5		ug/L	
OU3	CARNRW1	1/25/21	DUP	Trichlorotrifluoroethane	<	0.5		ug/L	
OU3	CARNRW1	1/25/21	DUP	Vinyl chloride	<	0.5		ug/L	
OU3	CARNRW1	1/25/21	DUP	HMX	<	1		ug/L	
OU3	CARNRW1	1/25/21	DUP	RDX	<	1		ug/L	
OU3	CARNRW1	1/25/21	DUP	Gross alpha	<	2	1.4	pCi/L	
OU3	CARNRW1	1/25/21	DUP	Gross beta		9.6	2.3	pCi/L	
OU3	CARNRW1	1/25/21	DUP	Tritium	<	100	26	pCi/L	
OU3	CARNRW1	1/25/21	DUP	Antimony	<	0.005		mg/L	
OU3	CARNRW1	1/25/21	DUP	Arsenic		0.009		mg/L	
OU3	CARNRW1	1/25/21	DUP	Barium	<	0.02		mg/L	
OU3	CARNRW1	1/25/21	DUP	Beryllium	<	0.0005		mg/L	
OU3	CARNRW1	1/25/21	DUP	Cadmium	<	0.0005		mg/L	
OU3	CARNRW1	1/25/21	DUP	Chromium	<	0.001		mg/L	
OU3	CARNRW1	1/25/21	DUP	Cobalt	<	0.02		mg/L	
OU3	CARNRW1	1/25/21	DUP	Copper	<	0.01		mg/L	
OU3	CARNRW1	1/25/21	DUP	Lead	<	0.002		mg/L	
OU3	CARNRW1	1/25/21	DUP	Mercury	<	0.0002		mg/L	
OU3	CARNRW1	1/25/21	DUP	Molybdenum	<	0.02		mg/L	
OU3	CARNRW1	1/25/21	DUP	Nickel	<	0.005		mg/L	
OU3	CARNRW1	1/25/21	DUP	Selenium	<	0.002		mg/L	
OU3	CARNRW1	1/25/21	DUP	Silver	<	0.0005		mg/L	
OU3	CARNRW1	1/25/21	DUP	Thallium	<	0.001		mg/L	
OU3	CARNRW1	1/25/21	DUP	Vanadium	<	0.02		mg/L	
OU3	CARNRW1	1/25/21	DUP	Zinc		0.03		mg/L	
OU3	CARNRW1	2/16/21		Nitrate (as NO3)	<	0.5		mg/L	
OU3	CARNRW1	2/16/21		Perchlorate	<	4		ug/L	
OU3	CARNRW1	2/16/21		1,1-Dichloroethane	<	0.5		ug/L	
OU3	CARNRW1	2/16/21		1,1-Dichloroethene	<	0.5		ug/L	
OU3	CARNRW1	2/16/21		1,1,1-Trichloroethane	<	0.5		ug/L	
OU3	CARNRW1	2/16/21		1,1,2-Trichloroethane	<	0.5		ug/L	
OU3	CARNRW1	2/16/21		1,1,2,2-Tetrachloroethane	<	0.5		ug/L	
OU3	CARNRW1	2/16/21		1,2-Dichlorobenzene	<	0.5		ug/L	
OU3	CARNRW1	2/16/21		1,2-Dichloroethane	<	0.5		ug/L	
OU3	CARNRW1	2/16/21		1,2-Dichloroethene (total)	<	1		ug/L	
OU3	CARNRW1	2/16/21		1,2-Dichloropropane	<	0.5		ug/L	
OU3	CARNRW1	2/16/21		1,3-Dichlorobenzene	<	0.5		ug/L	
OU3	CARNRW1	2/16/21		1,4-Dichlorobenzene	<	0.5		ug/L	
OU3	CARNRW1	2/16/21		2-Chloroethylvinylether	<	10		ug/L	
OU3	CARNRW1	2/16/21		Bromodichloromethane	<	0.5		ug/L	
OU3	CARNRW1	2/16/21		Bromoform	<	0.5		ug/L	
OU3	CARNRW1	2/16/21		Bromomethane	<	1		ug/L	
OU3	CARNRW1	2/16/21		Carbon tetrachloride	<	0.5		ug/L	
OU3	CARNRW1	2/16/21		Chlorobenzene	<	0.5		ug/L	
OU3	CARNRW1	2/16/21		Chloroethane	<	0.5		ug/L	
OU3	CARNRW1	2/16/21		Chloroform	<	0.5		ug/L	

Attachment 1. Table 1. Groundwater analytical data, Site 300, 2021.

OU	Location	Date	Sample Type	Parameter	LOS Indicator	Result	Error	Units	QA Flag
OU3	CARNRW1	2/16/21		Chloromethane	<	0.5		ug/L	
OU3	CARNRW1	2/16/21		cis-1,2-Dichloroethene	<	0.5		ug/L	
OU3	CARNRW1	2/16/21		cis-1,3-Dichloropropene	<	0.5		ug/L	
OU3	CARNRW1	2/16/21		Dibromochloromethane	<	0.5		ug/L	
OU3	CARNRW1	2/16/21		Dichlorodifluoromethane	<	0.5		ug/L	
OU3	CARNRW1	2/16/21		Methylene chloride	<	1		ug/L	
OU3	CARNRW1	2/16/21		Tetrachloroethene	<	0.5		ug/L	
OU3	CARNRW1	2/16/21		trans-1,2-Dichloroethene	<	0.5		ug/L	
OU3	CARNRW1	2/16/21		trans-1,3-Dichloropropene	<	0.5		ug/L	
OU3	CARNRW1	2/16/21		Trichloroethene	<	0.5		ug/L	
OU3	CARNRW1	2/16/21		Trichlorofluoromethane	<	0.5		ug/L	
OU3	CARNRW1	2/16/21		Trichlorotrifluoroethane	<	0.5		ug/L	
OU3	CARNRW1	2/16/21		Vinyl chloride	<	0.5		ug/L	
OU3	CARNRW1	2/16/21		Tritium	<	100	55.4	pCi/L	
OU3	CARNRW1	2/16/21		Field Oxidation Potential (Eh)		96		mVolts	
OU3	CARNRW1	2/16/21		Field pH		8.16		Units	
OU3	CARNRW1	2/16/21		Field Specific Conductance		1102		umhos/cm	
OU3	CARNRW1	2/16/21		Field Temperature		20.9		Degrees C	
OU3	CARNRW1	2/16/21	DUP	Nitrate (as NO3)	<	0.5		mg/L	
OU3	CARNRW1	2/16/21	DUP	Perchlorate	<	4		ug/L	
OU3	CARNRW1	2/16/21	DUP	1,1-Dichloroethane	<	0.5		ug/L	
OU3	CARNRW1	2/16/21	DUP	1,1-Dichloroethene	<	0.5		ug/L	
OU3	CARNRW1	2/16/21	DUP	1,1,1-Trichloroethane	<	0.5		ug/L	
OU3	CARNRW1	2/16/21	DUP	1,1,2-Trichloroethane	<	0.5		ug/L	
OU3	CARNRW1	2/16/21	DUP	1,1,2,2-Tetrachloroethane	<	0.5		ug/L	
OU3	CARNRW1	2/16/21	DUP	1,2-Dichlorobenzene	<	0.5		ug/L	
OU3	CARNRW1	2/16/21	DUP	1,2-Dichloroethane	<	0.5		ug/L	
OU3	CARNRW1	2/16/21	DUP	1,2-Dichloroethene (total)	<	1		ug/L	
OU3	CARNRW1	2/16/21	DUP	1,2-Dichloropropane	<	0.5		ug/L	
OU3	CARNRW1	2/16/21	DUP	1,3-Dichlorobenzene	<	0.5		ug/L	
OU3	CARNRW1	2/16/21	DUP	1,4-Dichlorobenzene	<	0.5		ug/L	
OU3	CARNRW1	2/16/21	DUP	2-Chloroethylvinylether	<	1		ug/L	
OU3	CARNRW1	2/16/21	DUP	Bromodichloromethane	<	0.5		ug/L	
OU3	CARNRW1	2/16/21	DUP	Bromoform	<	0.5		ug/L	
OU3	CARNRW1	2/16/21	DUP	Bromomethane	<	0.5		ug/L	
OU3	CARNRW1	2/16/21	DUP	Carbon tetrachloride	<	0.5		ug/L	
OU3	CARNRW1	2/16/21	DUP	Chlorobenzene	<	0.5		ug/L	
OU3	CARNRW1	2/16/21	DUP	Chloroethane	<	0.5		ug/L	
OU3	CARNRW1	2/16/21	DUP	Chloroform	<	0.5		ug/L	
OU3	CARNRW1	2/16/21	DUP	Chloromethane	<	0.5		ug/L	
OU3	CARNRW1	2/16/21	DUP	cis-1,2-Dichloroethene	<	0.5		ug/L	
OU3	CARNRW1	2/16/21	DUP	cis-1,3-Dichloropropene	<	0.5		ug/L	
OU3	CARNRW1	2/16/21	DUP	Dibromochloromethane	<	0.5		ug/L	
OU3	CARNRW1	2/16/21	DUP	Dichlorodifluoromethane	<	0.5		ug/L	
OU3	CARNRW1	2/16/21	DUP	Methylene chloride	<	0.5		ug/L	
OU3	CARNRW1	2/16/21	DUP	Tetrachloroethene	<	0.5		ug/L	
OU3	CARNRW1	2/16/21	DUP	trans-1,2-Dichloroethene	<	0.5		ug/L	
OU3	CARNRW1	2/16/21	DUP	trans-1,3-Dichloropropene	<	0.5		ug/L	
OU3	CARNRW1	2/16/21	DUP	Trichloroethene	<	0.5		ug/L	
OU3	CARNRW1	2/16/21	DUP	Trichlorofluoromethane	<	0.5		ug/L	
OU3	CARNRW1	2/16/21	DUP	Trichlorotrifluoroethane	<	0.5		ug/L	
OU3	CARNRW1	2/16/21	DUP	Vinyl chloride	<	0.5		ug/L	
OU3	CARNRW1	2/16/21	DUP	Tritium	<	100	25	pCi/L	
OU3	CARNRW1	3/3/21		Nitrate (as NO3)	<	0.5		mg/L	
OU3	CARNRW1	3/3/21		Perchlorate	<	4		ug/L	
OU3	CARNRW1	3/3/21		1,1-Dichloroethane	<	0.5		ug/L	
OU3	CARNRW1	3/3/21		1,1-Dichloroethene	<	0.5		ug/L	
OU3	CARNRW1	3/3/21		1,1,1-Trichloroethane	<	0.5		ug/L	
OU3	CARNRW1	3/3/21		1,1,2-Trichloroethane	<	0.5		ug/L	
OU3	CARNRW1	3/3/21		1,1,2,2-Tetrachloroethane	<	0.5		ug/L	
OU3	CARNRW1	3/3/21		1,2-Dichlorobenzene	<	0.5		ug/L	
OU3	CARNRW1	3/3/21		1,2-Dichloroethane	<	0.5		ug/L	
OU3	CARNRW1	3/3/21		1,2-Dichloroethene (total)	<	1		ug/L	
OU3	CARNRW1	3/3/21		1,2-Dichloropropane	<	0.5		ug/L	
OU3	CARNRW1	3/3/21		1,3-Dichlorobenzene	<	0.5		ug/L	
OU3	CARNRW1	3/3/21		1,4-Dichlorobenzene	<	0.5		ug/L	

Attachment 1. Table 1. Groundwater analytical data, Site 300, 2021.

OU	Location	Date	Sample Type	Parameter	LOS Indicator	Result	Error	Units	QA Flag
OU3	CARNRW1	3/3/21		2-Chloroethylvinylether	<	10		ug/L	
OU3	CARNRW1	3/3/21		Bromodichloromethane	<	0.5		ug/L	
OU3	CARNRW1	3/3/21		Bromoform	<	0.5		ug/L	
OU3	CARNRW1	3/3/21		Bromomethane	<	1		ug/L	
OU3	CARNRW1	3/3/21		Carbon tetrachloride	<	0.5		ug/L	
OU3	CARNRW1	3/3/21		Chlorobenzene	<	0.5		ug/L	
OU3	CARNRW1	3/3/21		Chloroethane	<	0.5		ug/L	
OU3	CARNRW1	3/3/21		Chloroform	<	0.5		ug/L	
OU3	CARNRW1	3/3/21		Chloromethane	<	0.5		ug/L	
OU3	CARNRW1	3/3/21		cis-1,2-Dichloroethene	<	0.5		ug/L	
OU3	CARNRW1	3/3/21		cis-1,3-Dichloropropene	<	0.5		ug/L	
OU3	CARNRW1	3/3/21		Dibromochloromethane	<	0.5		ug/L	
OU3	CARNRW1	3/3/21		Dichlorodifluoromethane	<	0.5		ug/L	
OU3	CARNRW1	3/3/21		Methylene chloride	<	1		ug/L	
OU3	CARNRW1	3/3/21		Tetrachloroethene	<	0.5		ug/L	
OU3	CARNRW1	3/3/21		trans-1,2-Dichloroethene	<	0.5		ug/L	
OU3	CARNRW1	3/3/21		trans-1,3-Dichloropropene	<	0.5		ug/L	
OU3	CARNRW1	3/3/21		Trichloroethene	<	0.5		ug/L	
OU3	CARNRW1	3/3/21		Trichlorofluoromethane	<	0.5		ug/L	
OU3	CARNRW1	3/3/21		Trichlorotrifluoroethane	<	0.5		ug/L	
OU3	CARNRW1	3/3/21		Vinyl chloride	<	0.5		ug/L	
OU3	CARNRW1	3/3/21		Tritium	<	100	61.3	pCi/L	
OU3	CARNRW1	3/3/21		Field Oxidation Potential (Eh)		77		mVolts	
OU3	CARNRW1	3/3/21		Field pH		8.31		Units	
OU3	CARNRW1	3/3/21		Field Specific Conductance		1311		umhos/cm	
OU3	CARNRW1	3/3/21		Field Temperature		20.8		Degrees C	
OU3	CARNRW1	3/3/21	DUP	Nitrate (as NO3)	<	0.5		mg/L	
OU3	CARNRW1	3/3/21	DUP	Perchlorate	<	4		ug/L	
OU3	CARNRW1	3/3/21	DUP	1,1-Dichloroethane	<	0.5		ug/L	
OU3	CARNRW1	3/3/21	DUP	1,1-Dichloroethene	<	0.5		ug/L	
OU3	CARNRW1	3/3/21	DUP	1,1,1-Trichloroethane	<	0.5		ug/L	
OU3	CARNRW1	3/3/21	DUP	1,1,2-Trichloroethane	<	0.5		ug/L	
OU3	CARNRW1	3/3/21	DUP	1,1,2,2-Tetrachloroethane	<	0.5		ug/L	
OU3	CARNRW1	3/3/21	DUP	1,2-Dichlorobenzene	<	0.5		ug/L	
OU3	CARNRW1	3/3/21	DUP	1,2-Dichloroethane	<	0.5		ug/L	
OU3	CARNRW1	3/3/21	DUP	1,2-Dichloroethene (total)	<	1		ug/L	
OU3	CARNRW1	3/3/21	DUP	1,2-Dichloropropane	<	0.5		ug/L	
OU3	CARNRW1	3/3/21	DUP	1,3-Dichlorobenzene	<	0.5		ug/L	
OU3	CARNRW1	3/3/21	DUP	1,4-Dichlorobenzene	<	0.5		ug/L	
OU3	CARNRW1	3/3/21	DUP	2-Chloroethylvinylether	<	1		ug/L	
OU3	CARNRW1	3/3/21	DUP	Bromodichloromethane	<	0.5		ug/L	
OU3	CARNRW1	3/3/21	DUP	Bromoform	<	0.5		ug/L	
OU3	CARNRW1	3/3/21	DUP	Bromomethane	<	0.5		ug/L	
OU3	CARNRW1	3/3/21	DUP	Carbon tetrachloride	<	0.5		ug/L	
OU3	CARNRW1	3/3/21	DUP	Chlorobenzene	<	0.5		ug/L	
OU3	CARNRW1	3/3/21	DUP	Chloroethane	<	0.5		ug/L	
OU3	CARNRW1	3/3/21	DUP	Chloroform	<	0.5		ug/L	
OU3	CARNRW1	3/3/21	DUP	Chloromethane	<	0.5		ug/L	
OU3	CARNRW1	3/3/21	DUP	cis-1,2-Dichloroethene	<	0.5		ug/L	
OU3	CARNRW1	3/3/21	DUP	cis-1,3-Dichloropropene	<	0.5		ug/L	
OU3	CARNRW1	3/3/21	DUP	Dibromochloromethane	<	0.5		ug/L	
OU3	CARNRW1	3/3/21	DUP	Dichlorodifluoromethane	<	0.5		ug/L	
OU3	CARNRW1	3/3/21	DUP	Methylene chloride	<	0.5		ug/L	
OU3	CARNRW1	3/3/21	DUP	Tetrachloroethene	<	0.5		ug/L	
OU3	CARNRW1	3/3/21	DUP	trans-1,2-Dichloroethene	<	0.5		ug/L	
OU3	CARNRW1	3/3/21	DUP	trans-1,3-Dichloropropene	<	0.5		ug/L	
OU3	CARNRW1	3/3/21	DUP	Trichloroethene	<	0.5		ug/L	
OU3	CARNRW1	3/3/21	DUP	Trichlorofluoromethane	<	0.5		ug/L	
OU3	CARNRW1	3/3/21	DUP	Trichlorotrifluoroethane	<	0.5		ug/L	
OU3	CARNRW1	3/3/21	DUP	Vinyl chloride	<	0.5		ug/L	
OU3	CARNRW1	3/3/21	DUP	Tritium	<	100	28	pCi/L	
OU3	CARNRW1	4/27/21		Nitrate (as NO3)	<	0.5		mg/L	
OU3	CARNRW1	4/27/21		Perchlorate	<	4		ug/L	
OU3	CARNRW1	4/27/21		1,1-Dichloroethane	<	0.5		ug/L	
OU3	CARNRW1	4/27/21		1,1-Dichloroethene	<	0.5		ug/L	
OU3	CARNRW1	4/27/21		1,1,1-Trichloroethane	<	0.5		ug/L	

Attachment 1. Table 1. Groundwater analytical data, Site 300, 2021.

OU	Location	Date	Sample Type	Parameter	LOS Indicator	Result	Error	Units	QA Flag
OU3	CARNRW1	4/27/21		1,1,2-Trichloroethane	<	0.5		ug/L	
OU3	CARNRW1	4/27/21		1,1,2,2-Tetrachloroethane	<	0.5		ug/L	
OU3	CARNRW1	4/27/21		1,2-Dichlorobenzene	<	0.5		ug/L	
OU3	CARNRW1	4/27/21		1,2-Dichloroethane	<	0.5		ug/L	
OU3	CARNRW1	4/27/21		1,2-Dichloroethene (total)	<	1		ug/L	
OU3	CARNRW1	4/27/21		1,2-Dichloropropane	<	0.5		ug/L	
OU3	CARNRW1	4/27/21		1,3-Dichlorobenzene	<	0.5		ug/L	
OU3	CARNRW1	4/27/21		1,4-Dichlorobenzene	<	0.5		ug/L	
OU3	CARNRW1	4/27/21		2-Chloroethylvinylether	<	10		ug/L	
OU3	CARNRW1	4/27/21		Bromodichloromethane	<	0.5		ug/L	
OU3	CARNRW1	4/27/21		Bromoform	<	0.5		ug/L	
OU3	CARNRW1	4/27/21		Bromomethane	<	1		ug/L	
OU3	CARNRW1	4/27/21		Carbon tetrachloride	<	0.5		ug/L	
OU3	CARNRW1	4/27/21		Chlorobenzene	<	0.5		ug/L	
OU3	CARNRW1	4/27/21		Chloroethane	<	0.5		ug/L	
OU3	CARNRW1	4/27/21		Chloroform	<	0.5		ug/L	
OU3	CARNRW1	4/27/21		Chloromethane	<	0.5		ug/L	
OU3	CARNRW1	4/27/21		cis-1,2-Dichloroethene	<	0.5		ug/L	
OU3	CARNRW1	4/27/21		cis-1,3-Dichloropropene	<	0.5		ug/L	
OU3	CARNRW1	4/27/21		Dibromochloromethane	<	0.5		ug/L	
OU3	CARNRW1	4/27/21		Dichlorodifluoromethane	<	0.5		ug/L	
OU3	CARNRW1	4/27/21		Methylene chloride	<	1		ug/L	
OU3	CARNRW1	4/27/21		Tetrachloroethene	<	0.5		ug/L	
OU3	CARNRW1	4/27/21		trans-1,2-Dichloroethene	<	0.5		ug/L	
OU3	CARNRW1	4/27/21		trans-1,3-Dichloropropene	<	0.5		ug/L	
OU3	CARNRW1	4/27/21		Trichloroethene	<	0.5		ug/L	
OU3	CARNRW1	4/27/21		Trichlorofluoromethane	<	0.5		ug/L	
OU3	CARNRW1	4/27/21		Trichlorotrifluoroethane	<	0.5		ug/L	
OU3	CARNRW1	4/27/21		Vinyl chloride	<	0.5		ug/L	
OU3	CARNRW1	4/27/21		HMX	<	1		ug/L	
OU3	CARNRW1	4/27/21		RDX	<	1		ug/L	
OU3	CARNRW1	4/27/21		Gross alpha	<	2	1.72	pCi/L	
OU3	CARNRW1	4/27/21		Gross beta		6.93	1.95	pCi/L	
OU3	CARNRW1	4/27/21		Tritium	<	100	56.1	pCi/L	
OU3	CARNRW1	4/27/21		Field Oxidation Potential (Eh)		-65		mVolts	
OU3	CARNRW1	4/27/21		Field pH		7.84		Units	
OU3	CARNRW1	4/27/21		Field Specific Conductance		1007		umhos/cm	
OU3	CARNRW1	4/27/21		Field Temperature		22.1		Degrees C	
OU3	CARNRW1	4/27/21		Antimony	<	0.005		mg/L	
OU3	CARNRW1	4/27/21		Arsenic		0.0083		mg/L	
OU3	CARNRW1	4/27/21		Barium	<	0.025		mg/L	
OU3	CARNRW1	4/27/21		Beryllium	<	0.0005		mg/L	
OU3	CARNRW1	4/27/21		Cadmium	<	0.0005		mg/L	
OU3	CARNRW1	4/27/21		Chromium	<	0.001		mg/L	
OU3	CARNRW1	4/27/21		Cobalt	<	0.025		mg/L	
OU3	CARNRW1	4/27/21		Copper	<	0.01		mg/L	
OU3	CARNRW1	4/27/21		Lead	<	0.002		mg/L	B
OU3	CARNRW1	4/27/21		Mercury	<	0.0002		mg/L	
OU3	CARNRW1	4/27/21		Molybdenum	<	0.025		mg/L	
OU3	CARNRW1	4/27/21		Nickel	<	0.005		mg/L	
OU3	CARNRW1	4/27/21		Selenium	<	0.002		mg/L	
OU3	CARNRW1	4/27/21		Silver	<	0.0005		mg/L	
OU3	CARNRW1	4/27/21		Thallium	<	0.001		mg/L	
OU3	CARNRW1	4/27/21		Vanadium	<	0.01		mg/L	
OU3	CARNRW1	4/27/21		Zinc	<	0.02		mg/L	
OU3	CARNRW1	4/27/21	DUP	Nitrate (as NO3)	<	0.5		mg/L	
OU3	CARNRW1	4/27/21	DUP	Perchlorate	<	4		ug/L	
OU3	CARNRW1	4/27/21	DUP	1,1-Dichloroethane	<	0.5		ug/L	
OU3	CARNRW1	4/27/21	DUP	1,1-Dichloroethene	<	0.5		ug/L	
OU3	CARNRW1	4/27/21	DUP	1,1,1-Trichloroethane	<	0.5		ug/L	
OU3	CARNRW1	4/27/21	DUP	1,1,2-Trichloroethane	<	0.5		ug/L	
OU3	CARNRW1	4/27/21	DUP	1,1,2,2-Tetrachloroethane	<	0.5		ug/L	
OU3	CARNRW1	4/27/21	DUP	1,2-Dichlorobenzene	<	0.5		ug/L	
OU3	CARNRW1	4/27/21	DUP	1,2-Dichloroethane	<	0.5		ug/L	
OU3	CARNRW1	4/27/21	DUP	1,2-Dichloroethene (total)	<	1		ug/L	
OU3	CARNRW1	4/27/21	DUP	1,2-Dichloropropane	<	0.5		ug/L	

Attachment 1. Table 1. Groundwater analytical data, Site 300, 2021.

OU	Location	Date	Sample Type	Parameter	LOS Indicator	Result	Error	Units	QA Flag
OU3	CARNRW1	4/27/21	DUP	1,3-Dichlorobenzene	<	0.5		ug/L	
OU3	CARNRW1	4/27/21	DUP	1,4-Dichlorobenzene	<	0.5		ug/L	
OU3	CARNRW1	4/27/21	DUP	2-Chloroethylvinylether	<	1		ug/L	
OU3	CARNRW1	4/27/21	DUP	Bromodichloromethane	<	0.5		ug/L	
OU3	CARNRW1	4/27/21	DUP	Bromoform	<	0.5		ug/L	
OU3	CARNRW1	4/27/21	DUP	Bromomethane	<	0.5		ug/L	
OU3	CARNRW1	4/27/21	DUP	Carbon tetrachloride	<	0.5		ug/L	
OU3	CARNRW1	4/27/21	DUP	Chlorobenzene	<	0.5		ug/L	
OU3	CARNRW1	4/27/21	DUP	Chloroethane	<	0.5		ug/L	
OU3	CARNRW1	4/27/21	DUP	Chloroform	<	0.5		ug/L	
OU3	CARNRW1	4/27/21	DUP	Chloromethane	<	0.5		ug/L	
OU3	CARNRW1	4/27/21	DUP	cis-1,2-Dichloroethene	<	0.5		ug/L	
OU3	CARNRW1	4/27/21	DUP	cis-1,3-Dichloropropene	<	0.5		ug/L	
OU3	CARNRW1	4/27/21	DUP	Dibromochloromethane	<	0.5		ug/L	
OU3	CARNRW1	4/27/21	DUP	Dichlorodifluoromethane	<	0.5		ug/L	
OU3	CARNRW1	4/27/21	DUP	Methylene chloride	<	0.5		ug/L	
OU3	CARNRW1	4/27/21	DUP	Tetrachloroethene	<	0.5		ug/L	
OU3	CARNRW1	4/27/21	DUP	trans-1,2-Dichloroethene	<	0.5		ug/L	
OU3	CARNRW1	4/27/21	DUP	trans-1,3-Dichloropropene	<	0.5		ug/L	
OU3	CARNRW1	4/27/21	DUP	Trichloroethene	<	0.5		ug/L	
OU3	CARNRW1	4/27/21	DUP	Trichlorofluoromethane	<	0.5		ug/L	
OU3	CARNRW1	4/27/21	DUP	Trichlorotrifluoroethane	<	0.5		ug/L	
OU3	CARNRW1	4/27/21	DUP	Vinyl chloride	<	0.5		ug/L	
OU3	CARNRW1	4/27/21	DUP	HMX	<	1		ug/L	
OU3	CARNRW1	4/27/21	DUP	RDX	<	1		ug/L	
OU3	CARNRW1	4/27/21	DUP	Gross alpha	<	2	1.2	pCi/L	L
OU3	CARNRW1	4/27/21	DUP	Gross beta		8.7	2.2	pCi/L	
OU3	CARNRW1	4/27/21	DUP	Tritium	<	100	24	pCi/L	B
OU3	CARNRW1	4/27/21	DUP	Antimony	<	0.005		mg/L	
OU3	CARNRW1	4/27/21	DUP	Arsenic		0.007		mg/L	
OU3	CARNRW1	4/27/21	DUP	Barium	<	0.02		mg/L	
OU3	CARNRW1	4/27/21	DUP	Beryllium	<	0.0005		mg/L	
OU3	CARNRW1	4/27/21	DUP	Cadmium	<	0.0005		mg/L	
OU3	CARNRW1	4/27/21	DUP	Chromium	<	0.001		mg/L	
OU3	CARNRW1	4/27/21	DUP	Cobalt	<	0.02		mg/L	
OU3	CARNRW1	4/27/21	DUP	Copper	<	0.01		mg/L	
OU3	CARNRW1	4/27/21	DUP	Lead	<	0.002		mg/L	
OU3	CARNRW1	4/27/21	DUP	Mercury	<	0.0002		mg/L	
OU3	CARNRW1	4/27/21	DUP	Molybdenum	<	0.02		mg/L	
OU3	CARNRW1	4/27/21	DUP	Nickel	<	0.005		mg/L	
OU3	CARNRW1	4/27/21	DUP	Selenium	<	0.002		mg/L	
OU3	CARNRW1	4/27/21	DUP	Silver	<	0.0005		mg/L	
OU3	CARNRW1	4/27/21	DUP	Thallium	<	0.001		mg/L	
OU3	CARNRW1	4/27/21	DUP	Vanadium	<	0.02		mg/L	
OU3	CARNRW1	4/27/21	DUP	Zinc	<	0.02		mg/L	
OU3	CARNRW1	5/10/21		Nitrate (as NO3)	<	0.5		mg/L	
OU3	CARNRW1	5/10/21		Perchlorate	<	4		ug/L	
OU3	CARNRW1	5/10/21		1,1-Dichloroethane	<	0.5		ug/L	
OU3	CARNRW1	5/10/21		1,1-Dichloroethene	<	0.5		ug/L	
OU3	CARNRW1	5/10/21		1,1,1-Trichloroethane	<	0.5		ug/L	
OU3	CARNRW1	5/10/21		1,1,2-Trichloroethane	<	0.5		ug/L	
OU3	CARNRW1	5/10/21		1,1,2,2-Tetrachloroethane	<	0.5		ug/L	
OU3	CARNRW1	5/10/21		1,2-Dichlorobenzene	<	0.5		ug/L	
OU3	CARNRW1	5/10/21		1,2-Dichloroethane	<	0.5		ug/L	
OU3	CARNRW1	5/10/21		1,2-Dichloroethene (total)	<	1		ug/L	
OU3	CARNRW1	5/10/21		1,2-Dichloropropane	<	0.5		ug/L	
OU3	CARNRW1	5/10/21		1,3-Dichlorobenzene	<	0.5		ug/L	
OU3	CARNRW1	5/10/21		1,4-Dichlorobenzene	<	0.5		ug/L	
OU3	CARNRW1	5/10/21		2-Chloroethylvinylether	<	10		ug/L	
OU3	CARNRW1	5/10/21		Bromodichloromethane	<	0.5		ug/L	
OU3	CARNRW1	5/10/21		Bromoform	<	0.5		ug/L	
OU3	CARNRW1	5/10/21		Bromomethane	<	1		ug/L	
OU3	CARNRW1	5/10/21		Carbon tetrachloride	<	0.5		ug/L	
OU3	CARNRW1	5/10/21		Chlorobenzene	<	0.5		ug/L	
OU3	CARNRW1	5/10/21		Chloroethane	<	0.5		ug/L	
OU3	CARNRW1	5/10/21		Chloroform	<	0.5		ug/L	

Attachment 1. Table 1. Groundwater analytical data, Site 300, 2021.

OU	Location	Date	Sample Type	Parameter	LOS Indicator	Result	Error	Units	QA Flag
OU3	CARNRW1	5/10/21		Chloromethane	<	0.5		ug/L	
OU3	CARNRW1	5/10/21		cis-1,2-Dichloroethene	<	0.5		ug/L	
OU3	CARNRW1	5/10/21		cis-1,3-Dichloropropene	<	0.5		ug/L	
OU3	CARNRW1	5/10/21		Dibromochloromethane	<	0.5		ug/L	
OU3	CARNRW1	5/10/21		Dichlorodifluoromethane	<	0.5		ug/L	
OU3	CARNRW1	5/10/21		Methylene chloride	<	1		ug/L	
OU3	CARNRW1	5/10/21		Tetrachloroethene	<	0.5		ug/L	L
OU3	CARNRW1	5/10/21		trans-1,2-Dichloroethene	<	0.5		ug/L	
OU3	CARNRW1	5/10/21		trans-1,3-Dichloropropene	<	0.5		ug/L	
OU3	CARNRW1	5/10/21		Trichloroethene	<	0.5		ug/L	
OU3	CARNRW1	5/10/21		Trichlorofluoromethane	<	0.5		ug/L	
OU3	CARNRW1	5/10/21		Trichlorotrifluoroethane	<	0.5		ug/L	
OU3	CARNRW1	5/10/21		Vinyl chloride	<	0.5		ug/L	
OU3	CARNRW1	5/10/21		Tritium	<	100	57.8	pCi/L	
OU3	CARNRW1	5/10/21		Field Oxidation Potential (Eh)		151		mVolts	
OU3	CARNRW1	5/10/21		Field pH		7.98		Units	
OU3	CARNRW1	5/10/21		Field Specific Conductance		1083		umhos/cm	
OU3	CARNRW1	5/10/21		Field Temperature		26.1		Degrees C	
OU3	CARNRW1	5/10/21	DUP	Nitrate (as NO3)	<	0.5		mg/L	
OU3	CARNRW1	5/10/21	DUP	Perchlorate	<	4		ug/L	
OU3	CARNRW1	5/10/21	DUP	1,1-Dichloroethane	<	0.5		ug/L	
OU3	CARNRW1	5/10/21	DUP	1,1-Dichloroethene	<	0.5		ug/L	
OU3	CARNRW1	5/10/21	DUP	1,1,1-Trichloroethane	<	0.5		ug/L	
OU3	CARNRW1	5/10/21	DUP	1,1,2-Trichloroethane	<	0.5		ug/L	
OU3	CARNRW1	5/10/21	DUP	1,1,2,2-Tetrachloroethane	<	0.5		ug/L	
OU3	CARNRW1	5/10/21	DUP	1,2-Dichlorobenzene	<	0.5		ug/L	
OU3	CARNRW1	5/10/21	DUP	1,2-Dichloroethane	<	0.5		ug/L	
OU3	CARNRW1	5/10/21	DUP	1,2-Dichloroethene (total)	<	1		ug/L	
OU3	CARNRW1	5/10/21	DUP	1,2-Dichloropropane	<	0.5		ug/L	
OU3	CARNRW1	5/10/21	DUP	1,3-Dichlorobenzene	<	0.5		ug/L	
OU3	CARNRW1	5/10/21	DUP	1,4-Dichlorobenzene	<	0.5		ug/L	
OU3	CARNRW1	5/10/21	DUP	2-Chloroethylvinylether	<	1		ug/L	
OU3	CARNRW1	5/10/21	DUP	Bromodichloromethane	<	0.5		ug/L	
OU3	CARNRW1	5/10/21	DUP	Bromoform	<	0.5		ug/L	
OU3	CARNRW1	5/10/21	DUP	Bromomethane	<	0.5		ug/L	
OU3	CARNRW1	5/10/21	DUP	Carbon tetrachloride	<	0.5		ug/L	
OU3	CARNRW1	5/10/21	DUP	Chlorobenzene	<	0.5		ug/L	
OU3	CARNRW1	5/10/21	DUP	Chloroethane	<	0.5		ug/L	
OU3	CARNRW1	5/10/21	DUP	Chloroform	<	0.5		ug/L	
OU3	CARNRW1	5/10/21	DUP	Chloromethane	<	0.5		ug/L	
OU3	CARNRW1	5/10/21	DUP	cis-1,2-Dichloroethene	<	0.5		ug/L	
OU3	CARNRW1	5/10/21	DUP	cis-1,3-Dichloropropene	<	0.5		ug/L	
OU3	CARNRW1	5/10/21	DUP	Dibromochloromethane	<	0.5		ug/L	
OU3	CARNRW1	5/10/21	DUP	Dichlorodifluoromethane	<	0.5		ug/L	
OU3	CARNRW1	5/10/21	DUP	Methylene chloride	<	0.5		ug/L	
OU3	CARNRW1	5/10/21	DUP	Tetrachloroethene	<	0.5		ug/L	
OU3	CARNRW1	5/10/21	DUP	trans-1,2-Dichloroethene	<	0.5		ug/L	
OU3	CARNRW1	5/10/21	DUP	trans-1,3-Dichloropropene	<	0.5		ug/L	
OU3	CARNRW1	5/10/21	DUP	Trichloroethene	<	0.5		ug/L	
OU3	CARNRW1	5/10/21	DUP	Trichlorofluoromethane	<	0.5		ug/L	
OU3	CARNRW1	5/10/21	DUP	Trichlorotrifluoroethane	<	0.5		ug/L	
OU3	CARNRW1	5/10/21	DUP	Vinyl chloride	<	0.5		ug/L	
OU3	CARNRW1	5/10/21	DUP	Tritium	<	100	24	pCi/L	
OU3	CARNRW1	6/2/21		Nitrate (as NO3)	<	0.5		mg/L	
OU3	CARNRW1	6/2/21		Perchlorate	<	4		ug/L	
OU3	CARNRW1	6/2/21		1,1-Dichloroethane	<	0.5		ug/L	
OU3	CARNRW1	6/2/21		1,1-Dichloroethene	<	0.5		ug/L	
OU3	CARNRW1	6/2/21		1,1,1-Trichloroethane	<	0.5		ug/L	
OU3	CARNRW1	6/2/21		1,1,2-Trichloroethane	<	0.5		ug/L	
OU3	CARNRW1	6/2/21		1,1,2,2-Tetrachloroethane	<	0.5		ug/L	
OU3	CARNRW1	6/2/21		1,2-Dichlorobenzene	<	0.5		ug/L	
OU3	CARNRW1	6/2/21		1,2-Dichloroethane	<	0.5		ug/L	
OU3	CARNRW1	6/2/21		1,2-Dichloroethene (total)	<	1		ug/L	
OU3	CARNRW1	6/2/21		1,2-Dichloropropane	<	0.5		ug/L	
OU3	CARNRW1	6/2/21		1,3-Dichlorobenzene	<	0.5		ug/L	
OU3	CARNRW1	6/2/21		1,4-Dichlorobenzene	<	0.5		ug/L	

Attachment 1. Table 1. Groundwater analytical data, Site 300, 2021.

OU	Location	Date	Sample Type	Parameter	LOS Indicator	Result	Error	Units	QA Flag
OU3	CARNRW1	6/2/21		2-Chloroethylvinylether	<	10		ug/L	
OU3	CARNRW1	6/2/21		Bromodichloromethane	<	0.5		ug/L	
OU3	CARNRW1	6/2/21		Bromoform	<	0.5		ug/L	
OU3	CARNRW1	6/2/21		Bromomethane	<	1		ug/L	
OU3	CARNRW1	6/2/21		Carbon tetrachloride	<	0.5		ug/L	
OU3	CARNRW1	6/2/21		Chlorobenzene	<	0.5		ug/L	
OU3	CARNRW1	6/2/21		Chloroethane	<	0.5		ug/L	
OU3	CARNRW1	6/2/21		Chloroform	<	0.5		ug/L	
OU3	CARNRW1	6/2/21		Chloromethane	<	0.5		ug/L	
OU3	CARNRW1	6/2/21		cis-1,2-Dichloroethene	<	0.5		ug/L	
OU3	CARNRW1	6/2/21		cis-1,3-Dichloropropene	<	0.5		ug/L	
OU3	CARNRW1	6/2/21		Dibromochloromethane	<	0.5		ug/L	
OU3	CARNRW1	6/2/21		Dichlorodifluoromethane	<	0.5		ug/L	
OU3	CARNRW1	6/2/21		Methylene chloride	<	1		ug/L	
OU3	CARNRW1	6/2/21		Tetrachloroethene	<	0.5		ug/L	
OU3	CARNRW1	6/2/21		trans-1,2-Dichloroethene	<	0.5		ug/L	
OU3	CARNRW1	6/2/21		trans-1,3-Dichloropropene	<	0.5		ug/L	
OU3	CARNRW1	6/2/21		Trichloroethene	<	0.5		ug/L	
OU3	CARNRW1	6/2/21		Trichlorofluoromethane	<	0.5		ug/L	
OU3	CARNRW1	6/2/21		Trichlorotrifluoroethane	<	0.5		ug/L	
OU3	CARNRW1	6/2/21		Vinyl chloride	<	0.5		ug/L	
OU3	CARNRW1	6/2/21		Tritium	<	100	54.2	pCi/L	
OU3	CARNRW1	6/2/21		Field Oxidation Potential (Eh)		-114		mVolts	
OU3	CARNRW1	6/2/21		Field pH		7.87		Units	
OU3	CARNRW1	6/2/21		Field Specific Conductance		1069		umhos/cm	
OU3	CARNRW1	6/2/21		Field Temperature		24.3		Degrees C	
OU3	CARNRW1	6/2/21	DUP	Nitrate (as NO3)	<	0.5		mg/L	
OU3	CARNRW1	6/2/21	DUP	1,1-Dichloroethane	<	0.5		ug/L	
OU3	CARNRW1	6/2/21	DUP	1,1-Dichloroethene	<	0.5		ug/L	
OU3	CARNRW1	6/2/21	DUP	1,1,1-Trichloroethane	<	0.5		ug/L	
OU3	CARNRW1	6/2/21	DUP	1,1,2-Trichloroethane	<	0.5		ug/L	
OU3	CARNRW1	6/2/21	DUP	1,1,2,2-Tetrachloroethane	<	0.5		ug/L	
OU3	CARNRW1	6/2/21	DUP	1,2-Dichlorobenzene	<	0.5		ug/L	
OU3	CARNRW1	6/2/21	DUP	1,2-Dichloroethane	<	0.5		ug/L	
OU3	CARNRW1	6/2/21	DUP	1,2-Dichloroethene (total)	<	1		ug/L	
OU3	CARNRW1	6/2/21	DUP	1,2-Dichloropropane	<	0.5		ug/L	
OU3	CARNRW1	6/2/21	DUP	1,3-Dichlorobenzene	<	0.5		ug/L	
OU3	CARNRW1	6/2/21	DUP	1,4-Dichlorobenzene	<	0.5		ug/L	
OU3	CARNRW1	6/2/21	DUP	2-Chloroethylvinylether	<	1		ug/L	
OU3	CARNRW1	6/2/21	DUP	Bromodichloromethane	<	0.5		ug/L	
OU3	CARNRW1	6/2/21	DUP	Bromoform	<	0.5		ug/L	
OU3	CARNRW1	6/2/21	DUP	Bromomethane	<	0.5		ug/L	
OU3	CARNRW1	6/2/21	DUP	Carbon tetrachloride	<	0.5		ug/L	
OU3	CARNRW1	6/2/21	DUP	Chlorobenzene	<	0.5		ug/L	
OU3	CARNRW1	6/2/21	DUP	Chloroethane	<	0.5		ug/L	
OU3	CARNRW1	6/2/21	DUP	Chloroform	<	0.5		ug/L	
OU3	CARNRW1	6/2/21	DUP	Chloromethane	<	0.5		ug/L	
OU3	CARNRW1	6/2/21	DUP	cis-1,2-Dichloroethene	<	0.5		ug/L	
OU3	CARNRW1	6/2/21	DUP	cis-1,3-Dichloropropene	<	0.5		ug/L	
OU3	CARNRW1	6/2/21	DUP	Dibromochloromethane	<	0.5		ug/L	
OU3	CARNRW1	6/2/21	DUP	Dichlorodifluoromethane	<	0.5		ug/L	
OU3	CARNRW1	6/2/21	DUP	Methylene chloride	<	0.5		ug/L	
OU3	CARNRW1	6/2/21	DUP	Tetrachloroethene	<	0.5		ug/L	
OU3	CARNRW1	6/2/21	DUP	trans-1,2-Dichloroethene	<	0.5		ug/L	
OU3	CARNRW1	6/2/21	DUP	trans-1,3-Dichloropropene	<	0.5		ug/L	
OU3	CARNRW1	6/2/21	DUP	Trichloroethene	<	0.5		ug/L	
OU3	CARNRW1	6/2/21	DUP	Trichlorofluoromethane	<	0.5		ug/L	
OU3	CARNRW1	6/2/21	DUP	Trichlorotrifluoroethane	<	0.5		ug/L	
OU3	CARNRW1	6/2/21	DUP	Vinyl chloride	<	0.5		ug/L	
OU3	CARNRW1	6/2/21	DUP	Tritium	<	100	20	pCi/L	
OU3	CARNRW1	6/17/21		Field Oxidation Potential (Eh)		102		mVolts	
OU3	CARNRW1	6/17/21		Field pH		7.61		Units	
OU3	CARNRW1	6/17/21		Field Specific Conductance		1083		umhos/cm	
OU3	CARNRW1	6/17/21		Field Temperature		24.9		Degrees C	
OU3	CARNRW1	6/17/21		Antimony	<	0.005		mg/L	
OU3	CARNRW1	6/17/21		Arsenic		0.0093		mg/L	

Attachment 1. Table 1. Groundwater analytical data, Site 300, 2021.

OU	Location	Date	Sample Type	Parameter	LOS Indicator	Result	Error	Units	QA Flag
OU3	CARNRW1	6/17/21		Barium	<	0.025		mg/L	E
OU3	CARNRW1	6/17/21		Beryllium	<	0.0005		mg/L	
OU3	CARNRW1	6/17/21		Cadmium	<	0.0005		mg/L	E
OU3	CARNRW1	6/17/21		Chromium	<	0.001		mg/L	BE
OU3	CARNRW1	6/17/21		Cobalt	<	0.025		mg/L	
OU3	CARNRW1	6/17/21		Copper	<	0.01		mg/L	E
OU3	CARNRW1	6/17/21		Lead	<	0.002		mg/L	E
OU3	CARNRW1	6/17/21		Mercury	<	0.0002		mg/L	
OU3	CARNRW1	6/17/21		Molybdenum	<	0.025		mg/L	E
OU3	CARNRW1	6/17/21		Nickel	<	0.005		mg/L	E
OU3	CARNRW1	6/17/21		Selenium	<	0.002		mg/L	
OU3	CARNRW1	6/17/21		Silver	<	0.0005		mg/L	
OU3	CARNRW1	6/17/21		Thallium	<	0.001		mg/L	
OU3	CARNRW1	6/17/21		Vanadium	<	0.025		mg/L	
OU3	CARNRW1	6/17/21		Zinc	<	0.02		mg/L	E
OU3	CARNRW1	7/20/21		Nitrate (as NO3)	<	0.5		mg/L	
OU3	CARNRW1	7/20/21		Perchlorate	<	2		ug/L	
OU3	CARNRW1	7/20/21		1,1-Dichloroethane	<	0.5		ug/L	
OU3	CARNRW1	7/20/21		1,1-Dichloroethene	<	0.5		ug/L	
OU3	CARNRW1	7/20/21		1,1,1-Trichloroethane	<	0.5		ug/L	
OU3	CARNRW1	7/20/21		1,1,2-Trichloroethane	<	0.5		ug/L	
OU3	CARNRW1	7/20/21		1,1,2,2-Tetrachloroethane	<	0.5		ug/L	
OU3	CARNRW1	7/20/21		1,2-Dichlorobenzene	<	0.5		ug/L	
OU3	CARNRW1	7/20/21		1,2-Dichloroethane	<	0.5		ug/L	
OU3	CARNRW1	7/20/21		1,2-Dichloroethene (total)	<	1		ug/L	
OU3	CARNRW1	7/20/21		1,2-Dichloropropane	<	0.5		ug/L	
OU3	CARNRW1	7/20/21		1,3-Dichlorobenzene	<	0.5		ug/L	
OU3	CARNRW1	7/20/21		1,4-Dichlorobenzene	<	0.5		ug/L	
OU3	CARNRW1	7/20/21		2-Chloroethylvinylether	<	10		ug/L	
OU3	CARNRW1	7/20/21		Bromodichloromethane	<	0.5		ug/L	
OU3	CARNRW1	7/20/21		Bromoform	<	0.5		ug/L	
OU3	CARNRW1	7/20/21		Bromomethane	<	1		ug/L	
OU3	CARNRW1	7/20/21		Carbon tetrachloride	<	0.5		ug/L	
OU3	CARNRW1	7/20/21		Chlorobenzene	<	0.5		ug/L	
OU3	CARNRW1	7/20/21		Chloroethane	<	0.5		ug/L	
OU3	CARNRW1	7/20/21		Chloroform	<	0.5		ug/L	
OU3	CARNRW1	7/20/21		Chloromethane	<	0.5		ug/L	
OU3	CARNRW1	7/20/21		cis-1,2-Dichloroethene	<	0.5		ug/L	
OU3	CARNRW1	7/20/21		cis-1,3-Dichloropropene	<	0.5		ug/L	
OU3	CARNRW1	7/20/21		Dibromochloromethane	<	0.5		ug/L	
OU3	CARNRW1	7/20/21		Dichlorodifluoromethane	<	0.5		ug/L	
OU3	CARNRW1	7/20/21		Methylene chloride	<	1		ug/L	
OU3	CARNRW1	7/20/21		Tetrachloroethene	<	0.5		ug/L	
OU3	CARNRW1	7/20/21		trans-1,2-Dichloroethene	<	0.5		ug/L	
OU3	CARNRW1	7/20/21		trans-1,3-Dichloropropene	<	0.5		ug/L	
OU3	CARNRW1	7/20/21		Trichloroethene	<	0.5		ug/L	
OU3	CARNRW1	7/20/21		Trichlorofluoromethane	<	0.5		ug/L	
OU3	CARNRW1	7/20/21		Trichlorotrifluoroethane	<	0.5		ug/L	
OU3	CARNRW1	7/20/21		Vinyl chloride	<	0.5		ug/L	
OU3	CARNRW1	7/20/21		HMX	<	1		ug/L	
OU3	CARNRW1	7/20/21		RDX	<	1		ug/L	
OU3	CARNRW1	7/20/21		Gross alpha	<	2	1.42	pCi/L	O
OU3	CARNRW1	7/20/21		Gross beta		9.81	2.24	pCi/L	
OU3	CARNRW1	7/20/21		Tritium	<	100	67.8	pCi/L	
OU3	CARNRW1	7/20/21		Field Oxidation Potential (Eh)		-99		mVolts	
OU3	CARNRW1	7/20/21		Field pH		7.98		Units	
OU3	CARNRW1	7/20/21		Field Specific Conductance		1479		umhos/cm	
OU3	CARNRW1	7/20/21		Field Temperature		22.8		Degrees C	
OU3	CARNRW1	7/20/21		Antimony	<	0.005		mg/L	
OU3	CARNRW1	7/20/21		Arsenic		0.0046		mg/L	
OU3	CARNRW1	7/20/21		Barium	<	0.025		mg/L	E
OU3	CARNRW1	7/20/21		Beryllium	<	0.0005		mg/L	
OU3	CARNRW1	7/20/21		Cadmium	<	0.0005		mg/L	E
OU3	CARNRW1	7/20/21		Chromium	<	0.001		mg/L	
OU3	CARNRW1	7/20/21		Cobalt	<	0.025		mg/L	
OU3	CARNRW1	7/20/21		Copper	<	0.01		mg/L	E

Attachment 1. Table 1. Groundwater analytical data, Site 300, 2021.

OU	Location	Date	Sample Type	Parameter	LOS Indicator	Result	Error	Units	QA Flag
OU3	CARNRW1	7/20/21		Lead	<	0.002		mg/L	E
OU3	CARNRW1	7/20/21		Mercury	<	0.0002		mg/L	BE
OU3	CARNRW1	7/20/21		Molybdenum	<	0.025		mg/L	E
OU3	CARNRW1	7/20/21		Nickel	<	0.005		mg/L	E
OU3	CARNRW1	7/20/21		Selenium	<	0.002		mg/L	E
OU3	CARNRW1	7/20/21		Silver	<	0.0005		mg/L	
OU3	CARNRW1	7/20/21		Thallium	<	0.001		mg/L	
OU3	CARNRW1	7/20/21		Vanadium	<	0.01		mg/L	
OU3	CARNRW1	7/20/21		Zinc	<	0.02		mg/L	
OU3	CARNRW1	7/20/21	DUP	Nitrate (as NO3)	<	0.5		mg/L	
OU3	CARNRW1	7/20/21	DUP	1,1-Dichloroethane	<	0.5		ug/L	
OU3	CARNRW1	7/20/21	DUP	1,1-Dichloroethene	<	0.5		ug/L	
OU3	CARNRW1	7/20/21	DUP	1,1,1-Trichloroethane	<	0.5		ug/L	
OU3	CARNRW1	7/20/21	DUP	1,1,2-Trichloroethane	<	0.5		ug/L	
OU3	CARNRW1	7/20/21	DUP	1,1,2,2-Tetrachloroethane	<	0.5		ug/L	
OU3	CARNRW1	7/20/21	DUP	1,2-Dichlorobenzene	<	0.5		ug/L	
OU3	CARNRW1	7/20/21	DUP	1,2-Dichloroethane	<	0.5		ug/L	
OU3	CARNRW1	7/20/21	DUP	1,2-Dichloroethene (total)	<	1		ug/L	
OU3	CARNRW1	7/20/21	DUP	1,2-Dichloropropane	<	0.5		ug/L	
OU3	CARNRW1	7/20/21	DUP	1,3-Dichlorobenzene	<	0.5		ug/L	
OU3	CARNRW1	7/20/21	DUP	1,4-Dichlorobenzene	<	0.5		ug/L	
OU3	CARNRW1	7/20/21	DUP	2-Chloroethylvinylether	<	1		ug/L	
OU3	CARNRW1	7/20/21	DUP	Bromodichloromethane	<	0.5		ug/L	
OU3	CARNRW1	7/20/21	DUP	Bromoform	<	0.5		ug/L	
OU3	CARNRW1	7/20/21	DUP	Bromomethane	<	0.5		ug/L	
OU3	CARNRW1	7/20/21	DUP	Carbon tetrachloride	<	0.5		ug/L	
OU3	CARNRW1	7/20/21	DUP	Chlorobenzene	<	0.5		ug/L	
OU3	CARNRW1	7/20/21	DUP	Chloroethane	<	0.5		ug/L	
OU3	CARNRW1	7/20/21	DUP	Chloroform	<	0.5		ug/L	
OU3	CARNRW1	7/20/21	DUP	Chloromethane	<	0.5		ug/L	
OU3	CARNRW1	7/20/21	DUP	cis-1,2-Dichloroethene	<	0.5		ug/L	
OU3	CARNRW1	7/20/21	DUP	cis-1,3-Dichloropropene	<	0.5		ug/L	
OU3	CARNRW1	7/20/21	DUP	Dibromochloromethane	<	0.5		ug/L	
OU3	CARNRW1	7/20/21	DUP	Dichlorodifluoromethane	<	0.5		ug/L	
OU3	CARNRW1	7/20/21	DUP	Methylene chloride	<	0.5		ug/L	
OU3	CARNRW1	7/20/21	DUP	Tetrachloroethene	<	0.5		ug/L	
OU3	CARNRW1	7/20/21	DUP	trans-1,2-Dichloroethene	<	0.5		ug/L	
OU3	CARNRW1	7/20/21	DUP	trans-1,3-Dichloropropene	<	0.5		ug/L	
OU3	CARNRW1	7/20/21	DUP	Trichloroethene	<	0.5		ug/L	
OU3	CARNRW1	7/20/21	DUP	Trichlorofluoromethane	<	0.5		ug/L	
OU3	CARNRW1	7/20/21	DUP	Trichlorotrifluoroethane	<	0.5		ug/L	
OU3	CARNRW1	7/20/21	DUP	Vinyl chloride	<	0.5		ug/L	
OU3	CARNRW1	7/20/21	DUP	HMX	<	1		ug/L	
OU3	CARNRW1	7/20/21	DUP	RDX	<	1		ug/L	
OU3	CARNRW1	7/20/21	DUP	Gross alpha	<	2	1.4	pCi/L	O
OU3	CARNRW1	7/20/21	DUP	Gross beta		8.2	2.2	pCi/L	
OU3	CARNRW1	7/20/21	DUP	Tritium	<	100	17	pCi/L	
OU3	CARNRW1	7/20/21	DUP	Antimony	<	0.005		mg/L	
OU3	CARNRW1	7/20/21	DUP	Arsenic		0.007		mg/L	
OU3	CARNRW1	7/20/21	DUP	Barium	<	0.02		mg/L	
OU3	CARNRW1	7/20/21	DUP	Beryllium	<	0.0005		mg/L	
OU3	CARNRW1	7/20/21	DUP	Cadmium	<	0.0005		mg/L	
OU3	CARNRW1	7/20/21	DUP	Chromium	<	0.001		mg/L	
OU3	CARNRW1	7/20/21	DUP	Cobalt	<	0.02		mg/L	
OU3	CARNRW1	7/20/21	DUP	Copper	<	0.01		mg/L	
OU3	CARNRW1	7/20/21	DUP	Lead	<	0.002		mg/L	
OU3	CARNRW1	7/20/21	DUP	Mercury	<	0.0002		mg/L	
OU3	CARNRW1	7/20/21	DUP	Molybdenum	<	0.02		mg/L	
OU3	CARNRW1	7/20/21	DUP	Nickel	<	0.005		mg/L	
OU3	CARNRW1	7/20/21	DUP	Selenium	<	0.002		mg/L	
OU3	CARNRW1	7/20/21	DUP	Silver	<	0.0005		mg/L	
OU3	CARNRW1	7/20/21	DUP	Thallium	<	0.001		mg/L	
OU3	CARNRW1	7/20/21	DUP	Vanadium	<	0.02		mg/L	
OU3	CARNRW1	7/20/21	DUP	Zinc	<	0.02		mg/L	
OU3	CARNRW1	8/24/21		Nitrate (as NO3)	<	0.5		mg/L	
OU3	CARNRW1	8/24/21		Perchlorate	<	2		ug/L	

Attachment 1. Table 1. Groundwater analytical data, Site 300, 2021.

OU	Location	Date	Sample Type	Parameter	LOS Indicator	Result	Error	Units	QA Flag
OU3	CARNRW1	8/24/21		1,1-Dichloroethane	<	0.5		ug/L	
OU3	CARNRW1	8/24/21		1,1-Dichloroethene	<	0.5		ug/L	
OU3	CARNRW1	8/24/21		1,1,1-Trichloroethane	<	0.5		ug/L	
OU3	CARNRW1	8/24/21		1,1,2-Trichloroethane	<	0.5		ug/L	
OU3	CARNRW1	8/24/21		1,1,2,2-Tetrachloroethane	<	0.5		ug/L	
OU3	CARNRW1	8/24/21		1,2-Dichlorobenzene	<	0.5		ug/L	
OU3	CARNRW1	8/24/21		1,2-Dichloroethane	<	0.5		ug/L	
OU3	CARNRW1	8/24/21		1,2-Dichloroethene (total)	<	1		ug/L	
OU3	CARNRW1	8/24/21		1,2-Dichloropropane	<	0.5		ug/L	
OU3	CARNRW1	8/24/21		1,3-Dichlorobenzene	<	0.5		ug/L	
OU3	CARNRW1	8/24/21		1,4-Dichlorobenzene	<	0.5		ug/L	
OU3	CARNRW1	8/24/21		2-Chloroethylvinylether	<	10		ug/L	
OU3	CARNRW1	8/24/21		Bromodichloromethane	<	0.5		ug/L	
OU3	CARNRW1	8/24/21		Bromoform	<	0.5		ug/L	
OU3	CARNRW1	8/24/21		Bromomethane	<	1		ug/L	
OU3	CARNRW1	8/24/21		Carbon tetrachloride	<	0.5		ug/L	
OU3	CARNRW1	8/24/21		Chlorobenzene	<	0.5		ug/L	
OU3	CARNRW1	8/24/21		Chloroethane	<	0.5		ug/L	
OU3	CARNRW1	8/24/21		Chloroform	<	0.5		ug/L	
OU3	CARNRW1	8/24/21		Chloromethane	<	0.5		ug/L	
OU3	CARNRW1	8/24/21		cis-1,2-Dichloroethene	<	0.5		ug/L	
OU3	CARNRW1	8/24/21		cis-1,3-Dichloropropene	<	0.5		ug/L	
OU3	CARNRW1	8/24/21		Dibromochloromethane	<	0.5		ug/L	
OU3	CARNRW1	8/24/21		Dichlorodifluoromethane	<	0.5		ug/L	
OU3	CARNRW1	8/24/21		Methylene chloride	<	1		ug/L	
OU3	CARNRW1	8/24/21		Tetrachloroethene	<	0.5		ug/L	
OU3	CARNRW1	8/24/21		trans-1,2-Dichloroethene	<	0.5		ug/L	
OU3	CARNRW1	8/24/21		trans-1,3-Dichloropropene	<	0.5		ug/L	
OU3	CARNRW1	8/24/21		Trichloroethene	<	0.5		ug/L	
OU3	CARNRW1	8/24/21		Trichlorofluoromethane	<	0.5		ug/L	
OU3	CARNRW1	8/24/21		Trichlorotrifluoroethane	<	0.5		ug/L	
OU3	CARNRW1	8/24/21		Vinyl chloride	<	0.5		ug/L	
OU3	CARNRW1	8/24/21		Tritium	<	100	55.9	pCi/L	
OU3	CARNRW1	8/24/21		Field Oxidation Potential (Eh)		-52		mVolts	
OU3	CARNRW1	8/24/21		Field pH		8.39		Units	
OU3	CARNRW1	8/24/21		Field Specific Conductance		1097		umhos/cm	
OU3	CARNRW1	8/24/21		Field Temperature		22.6		Degrees C	
OU3	CARNRW1	8/24/21	DUP	Nitrate (as NO3)	<	0.5		mg/L	
OU3	CARNRW1	8/24/21	DUP	Perchlorate	<	2		ug/L	
OU3	CARNRW1	8/24/21	DUP	1,1-Dichloroethane	<	0.5		ug/L	
OU3	CARNRW1	8/24/21	DUP	1,1-Dichloroethene	<	0.5		ug/L	
OU3	CARNRW1	8/24/21	DUP	1,1,1-Trichloroethane	<	0.5		ug/L	
OU3	CARNRW1	8/24/21	DUP	1,1,2-Trichloroethane	<	0.5		ug/L	
OU3	CARNRW1	8/24/21	DUP	1,1,2,2-Tetrachloroethane	<	0.5		ug/L	
OU3	CARNRW1	8/24/21	DUP	1,2-Dichlorobenzene	<	0.5		ug/L	
OU3	CARNRW1	8/24/21	DUP	1,2-Dichloroethane	<	0.5		ug/L	
OU3	CARNRW1	8/24/21	DUP	1,2-Dichloroethene (total)	<	1		ug/L	
OU3	CARNRW1	8/24/21	DUP	1,2-Dichloropropane	<	0.5		ug/L	
OU3	CARNRW1	8/24/21	DUP	1,3-Dichlorobenzene	<	0.5		ug/L	
OU3	CARNRW1	8/24/21	DUP	1,4-Dichlorobenzene	<	0.5		ug/L	
OU3	CARNRW1	8/24/21	DUP	2-Chloroethylvinylether	<	1		ug/L	
OU3	CARNRW1	8/24/21	DUP	Bromodichloromethane	<	0.5		ug/L	
OU3	CARNRW1	8/24/21	DUP	Bromoform	<	0.5		ug/L	
OU3	CARNRW1	8/24/21	DUP	Bromomethane	<	0.5		ug/L	
OU3	CARNRW1	8/24/21	DUP	Carbon tetrachloride	<	0.5		ug/L	
OU3	CARNRW1	8/24/21	DUP	Chlorobenzene	<	0.5		ug/L	
OU3	CARNRW1	8/24/21	DUP	Chloroethane	<	0.5		ug/L	
OU3	CARNRW1	8/24/21	DUP	Chloroform	<	0.5		ug/L	
OU3	CARNRW1	8/24/21	DUP	Chloromethane	<	0.5		ug/L	
OU3	CARNRW1	8/24/21	DUP	cis-1,2-Dichloroethene	<	0.5		ug/L	
OU3	CARNRW1	8/24/21	DUP	cis-1,3-Dichloropropene	<	0.5		ug/L	
OU3	CARNRW1	8/24/21	DUP	Dibromochloromethane	<	0.5		ug/L	
OU3	CARNRW1	8/24/21	DUP	Dichlorodifluoromethane	<	0.5		ug/L	
OU3	CARNRW1	8/24/21	DUP	Methylene chloride	<	0.5		ug/L	
OU3	CARNRW1	8/24/21	DUP	Tetrachloroethene	<	0.5		ug/L	
OU3	CARNRW1	8/24/21	DUP	trans-1,2-Dichloroethene	<	0.5		ug/L	

Attachment 1. Table 1. Groundwater analytical data, Site 300, 2021.

OU	Location	Date	Sample Type	Parameter	LOS Indicator	Result	Error	Units	QA Flag
OU3	CARNRW1	8/24/21	DUP	trans-1,3-Dichloropropene	<	0.5		ug/L	
OU3	CARNRW1	8/24/21	DUP	Trichloroethene	<	0.5		ug/L	
OU3	CARNRW1	8/24/21	DUP	Trichlorofluoromethane	<	0.5		ug/L	
OU3	CARNRW1	8/24/21	DUP	Trichlorotrifluoroethane	<	0.5		ug/L	
OU3	CARNRW1	8/24/21	DUP	Vinyl chloride	<	0.5		ug/L	
OU3	CARNRW1	8/24/21	DUP	Tritium	<	100	11	pCi/L	
OU3	CARNRW1	9/16/21		Nitrate (as NO3)	<	0.5		mg/L	
OU3	CARNRW1	9/16/21		Perchlorate	<	2		ug/L	
OU3	CARNRW1	9/16/21		1,1-Dichloroethane	<	0.5		ug/L	
OU3	CARNRW1	9/16/21		1,1-Dichloroethene	<	0.5		ug/L	
OU3	CARNRW1	9/16/21		1,1,1-Trichloroethane	<	0.5		ug/L	
OU3	CARNRW1	9/16/21		1,1,2-Trichloroethane	<	0.5		ug/L	
OU3	CARNRW1	9/16/21		1,1,2,2-Tetrachloroethane	<	0.5		ug/L	
OU3	CARNRW1	9/16/21		1,2-Dichlorobenzene	<	0.5		ug/L	
OU3	CARNRW1	9/16/21		1,2-Dichloroethane	<	0.5		ug/L	
OU3	CARNRW1	9/16/21		1,2-Dichloroethene (total)	<	1		ug/L	
OU3	CARNRW1	9/16/21		1,2-Dichloropropane	<	0.5		ug/L	
OU3	CARNRW1	9/16/21		1,3-Dichlorobenzene	<	0.5		ug/L	
OU3	CARNRW1	9/16/21		1,4-Dichlorobenzene	<	0.5		ug/L	
OU3	CARNRW1	9/16/21		2-Chloroethylvinylether	<	10		ug/L	
OU3	CARNRW1	9/16/21		Bromodichloromethane	<	0.5		ug/L	
OU3	CARNRW1	9/16/21		Bromoform	<	0.5		ug/L	
OU3	CARNRW1	9/16/21		Bromomethane	<	1		ug/L	
OU3	CARNRW1	9/16/21		Carbon tetrachloride	<	0.5		ug/L	
OU3	CARNRW1	9/16/21		Chlorobenzene	<	0.5		ug/L	
OU3	CARNRW1	9/16/21		Chloroethane	<	0.5		ug/L	
OU3	CARNRW1	9/16/21		Chloroform	<	0.5		ug/L	
OU3	CARNRW1	9/16/21		Chloromethane	<	0.5		ug/L	
OU3	CARNRW1	9/16/21		cis-1,2-Dichloroethene	<	0.5		ug/L	
OU3	CARNRW1	9/16/21		cis-1,3-Dichloropropene	<	0.5		ug/L	
OU3	CARNRW1	9/16/21		Dibromochloromethane	<	0.5		ug/L	
OU3	CARNRW1	9/16/21		Dichlorodifluoromethane	<	0.5		ug/L	
OU3	CARNRW1	9/16/21		Methylene chloride	<	1		ug/L	
OU3	CARNRW1	9/16/21		Tetrachloroethene	<	0.5		ug/L	
OU3	CARNRW1	9/16/21		trans-1,2-Dichloroethene	<	0.5		ug/L	
OU3	CARNRW1	9/16/21		trans-1,3-Dichloropropene	<	0.5		ug/L	
OU3	CARNRW1	9/16/21		Trichloroethene	<	0.5		ug/L	
OU3	CARNRW1	9/16/21		Trichlorofluoromethane	<	0.5		ug/L	
OU3	CARNRW1	9/16/21		Trichlorotrifluoroethane	<	0.5		ug/L	
OU3	CARNRW1	9/16/21		Vinyl chloride	<	0.5		ug/L	
OU3	CARNRW1	9/16/21		Tritium	<	100	57.6	pCi/L	
OU3	CARNRW1	9/16/21		Field Oxidation Potential (Eh)		-79		mVolts	
OU3	CARNRW1	9/16/21		Field pH		7.72		Units	
OU3	CARNRW1	9/16/21		Field Specific Conductance		1309		umhos/cm	
OU3	CARNRW1	9/16/21		Field Temperature		21.9		Degrees C	
OU3	CARNRW1	9/16/21	DUP	Nitrate (as NO3)	<	0.5		mg/L	
OU3	CARNRW1	9/16/21	DUP	Perchlorate	<	2		ug/L	
OU3	CARNRW1	9/16/21	DUP	1,1-Dichloroethane	<	0.5		ug/L	
OU3	CARNRW1	9/16/21	DUP	1,1-Dichloroethene	<	0.5		ug/L	
OU3	CARNRW1	9/16/21	DUP	1,1,1-Trichloroethane	<	0.5		ug/L	
OU3	CARNRW1	9/16/21	DUP	1,1,2-Trichloroethane	<	0.5		ug/L	
OU3	CARNRW1	9/16/21	DUP	1,1,2,2-Tetrachloroethane	<	0.5		ug/L	
OU3	CARNRW1	9/16/21	DUP	1,2-Dichlorobenzene	<	0.5		ug/L	
OU3	CARNRW1	9/16/21	DUP	1,2-Dichloroethane	<	0.5		ug/L	
OU3	CARNRW1	9/16/21	DUP	1,2-Dichloroethene (total)	<	1		ug/L	
OU3	CARNRW1	9/16/21	DUP	1,2-Dichloropropane	<	0.5		ug/L	
OU3	CARNRW1	9/16/21	DUP	1,3-Dichlorobenzene	<	0.5		ug/L	
OU3	CARNRW1	9/16/21	DUP	1,4-Dichlorobenzene	<	0.5		ug/L	
OU3	CARNRW1	9/16/21	DUP	2-Chloroethylvinylether	<	1		ug/L	
OU3	CARNRW1	9/16/21	DUP	Bromodichloromethane	<	0.5		ug/L	
OU3	CARNRW1	9/16/21	DUP	Bromoform	<	0.5		ug/L	
OU3	CARNRW1	9/16/21	DUP	Bromomethane	<	0.5		ug/L	
OU3	CARNRW1	9/16/21	DUP	Carbon tetrachloride	<	0.5		ug/L	
OU3	CARNRW1	9/16/21	DUP	Chlorobenzene	<	0.5		ug/L	
OU3	CARNRW1	9/16/21	DUP	Chloroethane	<	0.5		ug/L	
OU3	CARNRW1	9/16/21	DUP	Chloroform	<	0.5		ug/L	

Attachment 1. Table 1. Groundwater analytical data, Site 300, 2021.

OU	Location	Date	Sample Type	Parameter	LOS Indicator	Result	Error	Units	QA Flag
OU3	CARNRW1	9/16/21	DUP	Chloromethane	<	0.5		ug/L	
OU3	CARNRW1	9/16/21	DUP	cis-1,2-Dichloroethene	<	0.5		ug/L	
OU3	CARNRW1	9/16/21	DUP	cis-1,3-Dichloropropene	<	0.5		ug/L	
OU3	CARNRW1	9/16/21	DUP	Dibromochloromethane	<	0.5		ug/L	
OU3	CARNRW1	9/16/21	DUP	Dichlorodifluoromethane	<	0.5		ug/L	L
OU3	CARNRW1	9/16/21	DUP	Methylene chloride	<	0.5		ug/L	
OU3	CARNRW1	9/16/21	DUP	Tetrachloroethene	<	0.5		ug/L	
OU3	CARNRW1	9/16/21	DUP	trans-1,2-Dichloroethene	<	0.5		ug/L	
OU3	CARNRW1	9/16/21	DUP	trans-1,3-Dichloropropene	<	0.5		ug/L	
OU3	CARNRW1	9/16/21	DUP	Trichloroethene	<	0.5		ug/L	
OU3	CARNRW1	9/16/21	DUP	Trichlorofluoromethane	<	0.5		ug/L	
OU3	CARNRW1	9/16/21	DUP	Trichlorotrifluoroethane	<	0.5		ug/L	
OU3	CARNRW1	9/16/21	DUP	Vinyl chloride	<	0.5		ug/L	
OU3	CARNRW1	9/16/21	DUP	Tritium	<	100	27	pCi/L	
OU3	CARNRW1	10/18/21		Nitrate (as NO3)	<	0.5		mg/L	
OU3	CARNRW1	10/18/21		Perchlorate	<	2		ug/L	
OU3	CARNRW1	10/18/21		1,1-Dichloroethane	<	0.5		ug/L	
OU3	CARNRW1	10/18/21		1,1-Dichloroethene	<	0.5		ug/L	
OU3	CARNRW1	10/18/21		1,1,1-Trichloroethane	<	0.5		ug/L	
OU3	CARNRW1	10/18/21		1,1,2-Trichloroethane	<	0.5		ug/L	
OU3	CARNRW1	10/18/21		1,1,2,2-Tetrachloroethane	<	0.5		ug/L	
OU3	CARNRW1	10/18/21		1,2-Dichlorobenzene	<	0.5		ug/L	
OU3	CARNRW1	10/18/21		1,2-Dichloroethane	<	0.5		ug/L	
OU3	CARNRW1	10/18/21		1,2-Dichloroethene (total)	<	1		ug/L	
OU3	CARNRW1	10/18/21		1,2-Dichloropropane	<	0.5		ug/L	
OU3	CARNRW1	10/18/21		1,3-Dichlorobenzene	<	0.5		ug/L	
OU3	CARNRW1	10/18/21		1,4-Dichlorobenzene	<	0.5		ug/L	
OU3	CARNRW1	10/18/21		2-Chloroethylvinylether	<	10		ug/L	
OU3	CARNRW1	10/18/21		Bromodichloromethane	<	0.5		ug/L	
OU3	CARNRW1	10/18/21		Bromoform	<	0.5		ug/L	
OU3	CARNRW1	10/18/21		Bromomethane	<	1		ug/L	
OU3	CARNRW1	10/18/21		Carbon tetrachloride	<	0.5		ug/L	
OU3	CARNRW1	10/18/21		Chlorobenzene	<	0.5		ug/L	
OU3	CARNRW1	10/18/21		Chloroethane	<	0.5		ug/L	
OU3	CARNRW1	10/18/21		Chloroform	<	0.5		ug/L	
OU3	CARNRW1	10/18/21		Chloromethane	<	0.5		ug/L	
OU3	CARNRW1	10/18/21		cis-1,2-Dichloroethene	<	0.5		ug/L	
OU3	CARNRW1	10/18/21		cis-1,3-Dichloropropene	<	0.5		ug/L	
OU3	CARNRW1	10/18/21		Dibromochloromethane	<	0.5		ug/L	
OU3	CARNRW1	10/18/21		Dichlorodifluoromethane	<	0.5		ug/L	
OU3	CARNRW1	10/18/21		Methylene chloride	<	1		ug/L	
OU3	CARNRW1	10/18/21		Tetrachloroethene	<	0.5		ug/L	
OU3	CARNRW1	10/18/21		trans-1,2-Dichloroethene	<	0.5		ug/L	
OU3	CARNRW1	10/18/21		trans-1,3-Dichloropropene	<	0.5		ug/L	
OU3	CARNRW1	10/18/21		Trichloroethene	<	0.5		ug/L	
OU3	CARNRW1	10/18/21		Trichlorofluoromethane	<	0.5		ug/L	
OU3	CARNRW1	10/18/21		Trichlorotrifluoroethane	<	0.5		ug/L	
OU3	CARNRW1	10/18/21		Vinyl chloride	<	0.5		ug/L	
OU3	CARNRW1	10/18/21		1,3-Dinitrobenzene	<	2		ug/L	D
OU3	CARNRW1	10/18/21		1,3,5-Trinitrobenzene	<	2		ug/L	D
OU3	CARNRW1	10/18/21		2-Amino-4,6-dinitrotoluene	<	2		ug/L	D
OU3	CARNRW1	10/18/21		2-Nitrotoluene	<	2		ug/L	D
OU3	CARNRW1	10/18/21		2,4-Dinitrotoluene	<	2		ug/L	D
OU3	CARNRW1	10/18/21		2,6-Dinitrotoluene	<	2		ug/L	D
OU3	CARNRW1	10/18/21		3-Nitrotoluene	<	2		ug/L	D
OU3	CARNRW1	10/18/21		4-Amino-2,6-dinitrotoluene	<	2		ug/L	D
OU3	CARNRW1	10/18/21		4-Nitrotoluene	<	2		ug/L	D
OU3	CARNRW1	10/18/21		HMX	<	1		ug/L	D
OU3	CARNRW1	10/18/21		Nitrobenzene	<	2		ug/L	D
OU3	CARNRW1	10/18/21		RDX	<	1		ug/L	D
OU3	CARNRW1	10/18/21		TNT	<	2		ug/L	D
OU3	CARNRW1	10/18/21		Gross alpha	<	2	1.14	pCi/L	
OU3	CARNRW1	10/18/21		Gross beta		15	3.16	pCi/L	
OU3	CARNRW1	10/18/21		Tritium	<	100	62	pCi/L	
OU3	CARNRW1	10/18/21		Field Oxidation Potential (Eh)		110		mVolts	
OU3	CARNRW1	10/18/21		Field pH		8.62		Units	

Attachment 1. Table 1. Groundwater analytical data, Site 300, 2021.

OU	Location	Date	Sample Type	Parameter	LOS Indicator	Result	Error	Units	QA Flag
OU3	CARNRW1	10/18/21		Field Specific Conductance		1078		umhos/cm	
OU3	CARNRW1	10/18/21		Field Temperature		20.4		Degrees C	
OU3	CARNRW1	10/18/21		Antimony	<	0.005		mg/L	
OU3	CARNRW1	10/18/21		Arsenic		0.0079		mg/L	
OU3	CARNRW1	10/18/21		Barium	<	0.025		mg/L	E
OU3	CARNRW1	10/18/21		Beryllium	<	0.0005		mg/L	
OU3	CARNRW1	10/18/21		Cadmium	<	0.0005		mg/L	E
OU3	CARNRW1	10/18/21		Chromium	<	0.001		mg/L	
OU3	CARNRW1	10/18/21		Cobalt	<	0.025		mg/L	
OU3	CARNRW1	10/18/21		Copper	<	0.01		mg/L	E
OU3	CARNRW1	10/18/21		Lead	<	0.002		mg/L	E
OU3	CARNRW1	10/18/21		Mercury	<	0.0002		mg/L	
OU3	CARNRW1	10/18/21		Molybdenum	<	0.025		mg/L	E
OU3	CARNRW1	10/18/21		Nickel	<	0.005		mg/L	E
OU3	CARNRW1	10/18/21		Selenium	<	0.002		mg/L	E
OU3	CARNRW1	10/18/21		Silver	<	0.0005		mg/L	
OU3	CARNRW1	10/18/21		Thallium	<	0.001		mg/L	
OU3	CARNRW1	10/18/21		Vanadium	<	0.01		mg/L	
OU3	CARNRW1	10/18/21		Zinc	<	0.02		mg/L	
OU3	CARNRW1	10/18/21	DUP	Nitrate (as NO3)	<	0.5		mg/L	
OU3	CARNRW1	10/18/21	DUP	Perchlorate	<	2		ug/L	
OU3	CARNRW1	10/18/21	DUP	1,1-Dichloroethane	<	0.5		ug/L	
OU3	CARNRW1	10/18/21	DUP	1,1-Dichloroethene	<	0.5		ug/L	O
OU3	CARNRW1	10/18/21	DUP	1,1,1-Trichloroethane	<	0.5		ug/L	O
OU3	CARNRW1	10/18/21	DUP	1,1,2-Trichloroethane	<	0.5		ug/L	
OU3	CARNRW1	10/18/21	DUP	1,1,2,2-Tetrachloroethane	<	0.5		ug/L	
OU3	CARNRW1	10/18/21	DUP	1,2-Dichlorobenzene	<	0.5		ug/L	
OU3	CARNRW1	10/18/21	DUP	1,2-Dichloroethane	<	0.5		ug/L	O
OU3	CARNRW1	10/18/21	DUP	1,2-Dichloroethene (total)	<	1		ug/L	O
OU3	CARNRW1	10/18/21	DUP	1,2-Dichloropropane	<	0.5		ug/L	
OU3	CARNRW1	10/18/21	DUP	1,3-Dichlorobenzene	<	0.5		ug/L	
OU3	CARNRW1	10/18/21	DUP	1,4-Dichlorobenzene	<	0.5		ug/L	
OU3	CARNRW1	10/18/21	DUP	2-Chloroethylvinylether	<	1		ug/L	
OU3	CARNRW1	10/18/21	DUP	Bromodichloromethane	<	0.5		ug/L	
OU3	CARNRW1	10/18/21	DUP	Bromoform	<	0.5		ug/L	
OU3	CARNRW1	10/18/21	DUP	Bromomethane	<	0.5		ug/L	
OU3	CARNRW1	10/18/21	DUP	Carbon tetrachloride	<	0.5		ug/L	
OU3	CARNRW1	10/18/21	DUP	Chlorobenzene	<	0.5		ug/L	
OU3	CARNRW1	10/18/21	DUP	Chloroethane	<	0.5		ug/L	
OU3	CARNRW1	10/18/21	DUP	Chloroform	<	0.5		ug/L	
OU3	CARNRW1	10/18/21	DUP	Chloromethane	<	0.5		ug/L	
OU3	CARNRW1	10/18/21	DUP	cis-1,2-Dichloroethene	<	0.5		ug/L	O
OU3	CARNRW1	10/18/21	DUP	cis-1,3-Dichloropropene	<	0.5		ug/L	
OU3	CARNRW1	10/18/21	DUP	Dibromochloromethane	<	0.5		ug/L	
OU3	CARNRW1	10/18/21	DUP	Dichlorodifluoromethane	<	0.5		ug/L	
OU3	CARNRW1	10/18/21	DUP	Methylene chloride	<	0.5		ug/L	O
OU3	CARNRW1	10/18/21	DUP	Tetrachloroethene	<	0.5		ug/L	
OU3	CARNRW1	10/18/21	DUP	trans-1,2-Dichloroethene	<	0.5		ug/L	
OU3	CARNRW1	10/18/21	DUP	trans-1,3-Dichloropropene	<	0.5		ug/L	
OU3	CARNRW1	10/18/21	DUP	Trichloroethene	<	0.5		ug/L	
OU3	CARNRW1	10/18/21	DUP	Trichlorofluoromethane	<	0.5		ug/L	
OU3	CARNRW1	10/18/21	DUP	Trichlorotrifluoroethane	<	0.5		ug/L	
OU3	CARNRW1	10/18/21	DUP	Vinyl chloride	<	0.5		ug/L	
OU3	CARNRW1	10/18/21	DUP	HMX	<	1		ug/L	
OU3	CARNRW1	10/18/21	DUP	RDX	<	1		ug/L	
OU3	CARNRW1	10/18/21	DUP	Gross alpha	<	2	1.5	pCi/L	
OU3	CARNRW1	10/18/21	DUP	Gross beta		11.8	2.9	pCi/L	
OU3	CARNRW1	10/18/21	DUP	Tritium	<	100	22	pCi/L	
OU3	CARNRW1	10/18/21	DUP	Antimony	<	0.005		mg/L	
OU3	CARNRW1	10/18/21	DUP	Arsenic		0.006		mg/L	
OU3	CARNRW1	10/18/21	DUP	Barium	<	0.02		mg/L	
OU3	CARNRW1	10/18/21	DUP	Beryllium	<	0.0005		mg/L	
OU3	CARNRW1	10/18/21	DUP	Cadmium	<	0.0005		mg/L	
OU3	CARNRW1	10/18/21	DUP	Chromium	<	0.001		mg/L	
OU3	CARNRW1	10/18/21	DUP	Cobalt	<	0.02		mg/L	
OU3	CARNRW1	10/18/21	DUP	Copper	<	0.01		mg/L	

Attachment 1. Table 1. Groundwater analytical data, Site 300, 2021.

OU	Location	Date	Sample Type	Parameter	LOS Indicator	Result	Error	Units	QA Flag
OU3	CARNRW1	10/18/21	DUP	Lead	<	0.002		mg/L	
OU3	CARNRW1	10/18/21	DUP	Mercury	<	0.0002		mg/L	
OU3	CARNRW1	10/18/21	DUP	Molybdenum	<	0.02		mg/L	
OU3	CARNRW1	10/18/21	DUP	Nickel	<	0.005		mg/L	
OU3	CARNRW1	10/18/21	DUP	Selenium	<	0.002		mg/L	
OU3	CARNRW1	10/18/21	DUP	Silver	<	0.0005		mg/L	J
OU3	CARNRW1	10/18/21	DUP	Thallium	<	0.001		mg/L	
OU3	CARNRW1	10/18/21	DUP	Vanadium	<	0.02		mg/L	
OU3	CARNRW1	10/18/21	DUP	Zinc	<	0.02		mg/L	
OU3	CARNRW1	11/9/21		Nitrate (as NO3)	<	0.5		mg/L	
OU3	CARNRW1	11/9/21		Perchlorate	<	2		ug/L	
OU3	CARNRW1	11/9/21		1,1-Dichloroethane	<	0.5		ug/L	
OU3	CARNRW1	11/9/21		1,1-Dichloroethene	<	0.5		ug/L	
OU3	CARNRW1	11/9/21		1,1,1-Trichloroethane	<	0.5		ug/L	
OU3	CARNRW1	11/9/21		1,1,2-Trichloroethane	<	0.5		ug/L	
OU3	CARNRW1	11/9/21		1,1,2,2-Tetrachloroethane	<	0.5		ug/L	
OU3	CARNRW1	11/9/21		1,2-Dichlorobenzene	<	0.5		ug/L	
OU3	CARNRW1	11/9/21		1,2-Dichloroethane	<	0.5		ug/L	
OU3	CARNRW1	11/9/21		1,2-Dichloroethene (total)	<	1		ug/L	
OU3	CARNRW1	11/9/21		1,2-Dichloropropane	<	0.5		ug/L	
OU3	CARNRW1	11/9/21		1,3-Dichlorobenzene	<	0.5		ug/L	
OU3	CARNRW1	11/9/21		1,4-Dichlorobenzene	<	0.5		ug/L	
OU3	CARNRW1	11/9/21		2-Chloroethylvinylether	<	10		ug/L	
OU3	CARNRW1	11/9/21		Bromodichloromethane	<	0.5		ug/L	
OU3	CARNRW1	11/9/21		Bromoform	<	0.5		ug/L	
OU3	CARNRW1	11/9/21		Bromomethane	<	1		ug/L	
OU3	CARNRW1	11/9/21		Carbon tetrachloride	<	0.5		ug/L	
OU3	CARNRW1	11/9/21		Chlorobenzene	<	0.5		ug/L	
OU3	CARNRW1	11/9/21		Chloroethane	<	0.5		ug/L	
OU3	CARNRW1	11/9/21		Chloroform	<	0.5		ug/L	
OU3	CARNRW1	11/9/21		Chloromethane	<	0.5		ug/L	
OU3	CARNRW1	11/9/21		cis-1,2-Dichloroethene	<	0.5		ug/L	
OU3	CARNRW1	11/9/21		cis-1,3-Dichloropropene	<	0.5		ug/L	
OU3	CARNRW1	11/9/21		Dibromochloromethane	<	0.5		ug/L	
OU3	CARNRW1	11/9/21		Dichlorodifluoromethane	<	0.5		ug/L	
OU3	CARNRW1	11/9/21		Methylene chloride	<	1		ug/L	
OU3	CARNRW1	11/9/21		Tetrachloroethene	<	0.5		ug/L	
OU3	CARNRW1	11/9/21		trans-1,2-Dichloroethene	<	0.5		ug/L	
OU3	CARNRW1	11/9/21		trans-1,3-Dichloropropene	<	0.5		ug/L	
OU3	CARNRW1	11/9/21		Trichloroethene	<	0.5		ug/L	
OU3	CARNRW1	11/9/21		Trichlorofluoromethane	<	0.5		ug/L	
OU3	CARNRW1	11/9/21		Trichlorotrifluoroethane	<	0.5		ug/L	
OU3	CARNRW1	11/9/21		Vinyl chloride	<	0.5		ug/L	
OU3	CARNRW1	11/9/21		Tritium	<	100	65.1	pCi/L	
OU3	CARNRW1	11/9/21		Field Oxidation Potential (Eh)		62		mVolts	
OU3	CARNRW1	11/9/21		Field pH		7.66		Units	
OU3	CARNRW1	11/9/21		Field Specific Conductance		1109		umhos/cm	
OU3	CARNRW1	11/9/21		Field Temperature		21.5		Degrees C	
OU3	CARNRW1	11/9/21	DUP	Nitrate (as NO3)	<	0.5		mg/L	
OU3	CARNRW1	11/9/21	DUP	Perchlorate	<	2		ug/L	
OU3	CARNRW1	11/9/21	DUP	1,1-Dichloroethane	<	0.5		ug/L	
OU3	CARNRW1	11/9/21	DUP	1,1-Dichloroethene	<	0.5		ug/L	
OU3	CARNRW1	11/9/21	DUP	1,1,1-Trichloroethane	<	0.5		ug/L	
OU3	CARNRW1	11/9/21	DUP	1,1,2-Trichloroethane	<	0.5		ug/L	
OU3	CARNRW1	11/9/21	DUP	1,1,2,2-Tetrachloroethane	<	0.5		ug/L	
OU3	CARNRW1	11/9/21	DUP	1,2-Dichlorobenzene	<	0.5		ug/L	
OU3	CARNRW1	11/9/21	DUP	1,2-Dichloroethane	<	0.5		ug/L	
OU3	CARNRW1	11/9/21	DUP	1,2-Dichloroethene (total)	<	1		ug/L	
OU3	CARNRW1	11/9/21	DUP	1,2-Dichloropropane	<	0.5		ug/L	
OU3	CARNRW1	11/9/21	DUP	1,3-Dichlorobenzene	<	0.5		ug/L	
OU3	CARNRW1	11/9/21	DUP	1,4-Dichlorobenzene	<	0.5		ug/L	
OU3	CARNRW1	11/9/21	DUP	2-Chloroethylvinylether	<	1		ug/L	
OU3	CARNRW1	11/9/21	DUP	Bromodichloromethane	<	0.5		ug/L	
OU3	CARNRW1	11/9/21	DUP	Bromoform	<	0.5		ug/L	
OU3	CARNRW1	11/9/21	DUP	Bromomethane	<	0.5		ug/L	
OU3	CARNRW1	11/9/21	DUP	Carbon tetrachloride	<	0.5		ug/L	

Attachment 1. Table 1. Groundwater analytical data, Site 300, 2021.

OU	Location	Date	Sample Type	Parameter	LOS Indicator	Result	Error	Units	QA Flag
OU3	CARNRW1	11/9/21	DUP	Chlorobenzene	<	0.5		ug/L	
OU3	CARNRW1	11/9/21	DUP	Chloroethane	<	0.5		ug/L	
OU3	CARNRW1	11/9/21	DUP	Chloroform	<	0.5		ug/L	
OU3	CARNRW1	11/9/21	DUP	Chloromethane	<	0.5		ug/L	
OU3	CARNRW1	11/9/21	DUP	cis-1,2-Dichloroethene	<	0.5		ug/L	
OU3	CARNRW1	11/9/21	DUP	cis-1,3-Dichloropropene	<	0.5		ug/L	
OU3	CARNRW1	11/9/21	DUP	Dibromochloromethane	<	0.5		ug/L	
OU3	CARNRW1	11/9/21	DUP	Dichlorodifluoromethane	<	0.5		ug/L	
OU3	CARNRW1	11/9/21	DUP	Methylene chloride	<	0.5		ug/L	
OU3	CARNRW1	11/9/21	DUP	Tetrachloroethene	<	0.5		ug/L	
OU3	CARNRW1	11/9/21	DUP	trans-1,2-Dichloroethene	<	0.5		ug/L	
OU3	CARNRW1	11/9/21	DUP	trans-1,3-Dichloropropene	<	0.5		ug/L	
OU3	CARNRW1	11/9/21	DUP	Trichloroethene	<	0.5		ug/L	
OU3	CARNRW1	11/9/21	DUP	Trichlorofluoromethane	<	0.5		ug/L	
OU3	CARNRW1	11/9/21	DUP	Trichlorotrifluoroethane	<	0.5		ug/L	
OU3	CARNRW1	11/9/21	DUP	Vinyl chloride	<	0.5		ug/L	
OU3	CARNRW1	11/9/21	DUP	Tritium	<	100	30	pCi/L	BO
OU3	CARNRW1	12/13/21		Nitrate (as NO3)	<	0.5		mg/L	
OU3	CARNRW1	12/13/21		Perchlorate	<	2		ug/L	
OU3	CARNRW1	12/13/21		1,1-Dichloroethane	<	0.5		ug/L	
OU3	CARNRW1	12/13/21		1,1-Dichloroethene	<	0.5		ug/L	
OU3	CARNRW1	12/13/21		1,1,1-Trichloroethane	<	0.5		ug/L	
OU3	CARNRW1	12/13/21		1,1,2-Trichloroethane	<	0.5		ug/L	
OU3	CARNRW1	12/13/21		1,1,2,2-Tetrachloroethane	<	0.5		ug/L	
OU3	CARNRW1	12/13/21		1,2-Dichlorobenzene	<	0.5		ug/L	
OU3	CARNRW1	12/13/21		1,2-Dichloroethane	<	0.5		ug/L	
OU3	CARNRW1	12/13/21		1,2-Dichloroethene (total)	<	1		ug/L	
OU3	CARNRW1	12/13/21		1,2-Dichloropropane	<	0.5		ug/L	
OU3	CARNRW1	12/13/21		1,3-Dichlorobenzene	<	0.5		ug/L	
OU3	CARNRW1	12/13/21		1,4-Dichlorobenzene	<	0.5		ug/L	
OU3	CARNRW1	12/13/21		2-Chloroethylvinylether	<	10		ug/L	
OU3	CARNRW1	12/13/21		Bromodichloromethane	<	0.5		ug/L	
OU3	CARNRW1	12/13/21		Bromoform	<	0.5		ug/L	
OU3	CARNRW1	12/13/21		Bromomethane	<	1		ug/L	
OU3	CARNRW1	12/13/21		Carbon tetrachloride	<	0.5		ug/L	
OU3	CARNRW1	12/13/21		Chlorobenzene	<	0.5		ug/L	
OU3	CARNRW1	12/13/21		Chloroethane	<	0.5		ug/L	
OU3	CARNRW1	12/13/21		Chloroform	<	0.5		ug/L	
OU3	CARNRW1	12/13/21		Chloromethane	<	0.5		ug/L	
OU3	CARNRW1	12/13/21		cis-1,2-Dichloroethene	<	0.5		ug/L	
OU3	CARNRW1	12/13/21		cis-1,3-Dichloropropene	<	0.5		ug/L	
OU3	CARNRW1	12/13/21		Dibromochloromethane	<	0.5		ug/L	
OU3	CARNRW1	12/13/21		Dichlorodifluoromethane	<	0.5		ug/L	
OU3	CARNRW1	12/13/21		Methylene chloride	<	1		ug/L	
OU3	CARNRW1	12/13/21		Tetrachloroethene	<	0.5		ug/L	
OU3	CARNRW1	12/13/21		trans-1,2-Dichloroethene	<	0.5		ug/L	
OU3	CARNRW1	12/13/21		trans-1,3-Dichloropropene	<	0.5		ug/L	
OU3	CARNRW1	12/13/21		Trichloroethene	<	0.5		ug/L	
OU3	CARNRW1	12/13/21		Trichlorofluoromethane	<	0.5		ug/L	
OU3	CARNRW1	12/13/21		Trichlorotrifluoroethane	<	0.5		ug/L	
OU3	CARNRW1	12/13/21		Vinyl chloride	<	0.5		ug/L	
OU3	CARNRW1	12/13/21		Tritium	<	100	59.4	pCi/L	
OU3	CARNRW1	12/13/21		Field Oxidation Potential (Eh)		-50		mVolts	
OU3	CARNRW1	12/13/21		Field pH		8.03		Units	
OU3	CARNRW1	12/13/21		Field Specific Conductance		1104		umhos/cm	
OU3	CARNRW1	12/13/21		Field Temperature		18.3		Degrees C	
OU3	CARNRW1	12/13/21	DUP	Nitrate (as NO3)	<	0.5		mg/L	
OU3	CARNRW1	12/13/21	DUP	Perchlorate	<	2		ug/L	
OU3	CARNRW1	12/13/21	DUP	1,1-Dichloroethane	<	0.5		ug/L	
OU3	CARNRW1	12/13/21	DUP	1,1-Dichloroethene	<	0.5		ug/L	
OU3	CARNRW1	12/13/21	DUP	1,1,1-Trichloroethane	<	0.5		ug/L	
OU3	CARNRW1	12/13/21	DUP	1,1,2-Trichloroethane	<	0.5		ug/L	
OU3	CARNRW1	12/13/21	DUP	1,1,2,2-Tetrachloroethane	<	0.5		ug/L	
OU3	CARNRW1	12/13/21	DUP	1,2-Dichlorobenzene	<	0.5		ug/L	
OU3	CARNRW1	12/13/21	DUP	1,2-Dichloroethane	<	0.5		ug/L	O
OU3	CARNRW1	12/13/21	DUP	1,2-Dichloroethene (total)	<	1		ug/L	

Attachment 1. Table 1. Groundwater analytical data, Site 300, 2021.

OU	Location	Date	Sample Type	Parameter	LOS Indicator	Result	Error	Units	QA Flag
OU3	CARNRW1	12/13/21	DUP	1,2-Dichloropropane	<	0.5		ug/L	
OU3	CARNRW1	12/13/21	DUP	1,3-Dichlorobenzene	<	0.5		ug/L	
OU3	CARNRW1	12/13/21	DUP	1,4-Dichlorobenzene	<	0.5		ug/L	
OU3	CARNRW1	12/13/21	DUP	2-Chloroethylvinylether	<	1		ug/L	
OU3	CARNRW1	12/13/21	DUP	Bromodichloromethane	<	0.5		ug/L	
OU3	CARNRW1	12/13/21	DUP	Bromoform	<	0.5		ug/L	
OU3	CARNRW1	12/13/21	DUP	Bromomethane	<	0.5		ug/L	
OU3	CARNRW1	12/13/21	DUP	Carbon tetrachloride	<	0.5		ug/L	
OU3	CARNRW1	12/13/21	DUP	Chlorobenzene	<	0.5		ug/L	
OU3	CARNRW1	12/13/21	DUP	Chloroethane	<	0.5		ug/L	
OU3	CARNRW1	12/13/21	DUP	Chloroform	<	0.5		ug/L	
OU3	CARNRW1	12/13/21	DUP	Chloromethane	<	0.5		ug/L	
OU3	CARNRW1	12/13/21	DUP	cis-1,2-Dichloroethene	<	0.5		ug/L	
OU3	CARNRW1	12/13/21	DUP	cis-1,3-Dichloropropene	<	0.5		ug/L	
OU3	CARNRW1	12/13/21	DUP	Dibromochloromethane	<	0.5		ug/L	
OU3	CARNRW1	12/13/21	DUP	Dichlorodifluoromethane	<	0.5		ug/L	O
OU3	CARNRW1	12/13/21	DUP	Methylene chloride	<	0.5		ug/L	
OU3	CARNRW1	12/13/21	DUP	Tetrachloroethene	<	0.5		ug/L	
OU3	CARNRW1	12/13/21	DUP	trans-1,2-Dichloroethene	<	0.5		ug/L	
OU3	CARNRW1	12/13/21	DUP	trans-1,3-Dichloropropene	<	0.5		ug/L	
OU3	CARNRW1	12/13/21	DUP	Trichloroethene	<	0.5		ug/L	
OU3	CARNRW1	12/13/21	DUP	Trichlorofluoromethane	<	0.5		ug/L	
OU3	CARNRW1	12/13/21	DUP	Trichlorotrifluoroethane	<	0.5		ug/L	O
OU3	CARNRW1	12/13/21	DUP	Vinyl chloride	<	0.5		ug/L	
OU3	CARNRW1	12/13/21	DUP	Tritium	<	100	21	pCi/L	O
OU3	CARNRW2	1/25/21		Uranium 234 and 233 (in activity)	<	0.1	0.0343	pCi/L	
OU3	CARNRW2	1/25/21		Uranium 235 and 236 (in activity)	<	0.1	0.0258	pCi/L	
OU3	CARNRW2	1/25/21		Uranium 238 (in activity)	<	0.1	0.0244	pCi/L	
OU3	CARNRW2	1/25/21		Nitrate (as NO3)		0.75		mg/L	
OU3	CARNRW2	1/25/21		Perchlorate	<	4		ug/L	
OU3	CARNRW2	1/25/21		1,1-Dichloroethane	<	0.5		ug/L	
OU3	CARNRW2	1/25/21		1,1-Dichloroethene	<	0.5		ug/L	
OU3	CARNRW2	1/25/21		1,1,1-Trichloroethane	<	0.5		ug/L	
OU3	CARNRW2	1/25/21		1,1,2-Trichloroethane	<	0.5		ug/L	
OU3	CARNRW2	1/25/21		1,1,2,2-Tetrachloroethane	<	0.5		ug/L	
OU3	CARNRW2	1/25/21		1,2-Dichlorobenzene	<	0.5		ug/L	
OU3	CARNRW2	1/25/21		1,2-Dichloroethane	<	0.5		ug/L	
OU3	CARNRW2	1/25/21		1,2-Dichloroethene (total)	<	1		ug/L	
OU3	CARNRW2	1/25/21		1,2-Dichloropropane	<	0.5		ug/L	
OU3	CARNRW2	1/25/21		1,3-Dichlorobenzene	<	0.5		ug/L	
OU3	CARNRW2	1/25/21		1,4-Dichlorobenzene	<	0.5		ug/L	
OU3	CARNRW2	1/25/21		2-Chloroethylvinylether	<	10		ug/L	
OU3	CARNRW2	1/25/21		Bromodichloromethane	<	0.5		ug/L	
OU3	CARNRW2	1/25/21		Bromoform	<	0.5		ug/L	
OU3	CARNRW2	1/25/21		Bromomethane	<	1		ug/L	
OU3	CARNRW2	1/25/21		Carbon tetrachloride	<	0.5		ug/L	
OU3	CARNRW2	1/25/21		Chlorobenzene	<	0.5		ug/L	
OU3	CARNRW2	1/25/21		Chloroethane	<	0.5		ug/L	
OU3	CARNRW2	1/25/21		Chloroform	<	0.5		ug/L	
OU3	CARNRW2	1/25/21		Chloromethane	<	0.5		ug/L	
OU3	CARNRW2	1/25/21		cis-1,2-Dichloroethene	<	0.5		ug/L	
OU3	CARNRW2	1/25/21		cis-1,3-Dichloropropene	<	0.5		ug/L	
OU3	CARNRW2	1/25/21		Dibromochloromethane	<	0.5		ug/L	
OU3	CARNRW2	1/25/21		Dichlorodifluoromethane	<	0.5		ug/L	
OU3	CARNRW2	1/25/21		Methylene chloride	<	1		ug/L	
OU3	CARNRW2	1/25/21		Tetrachloroethene	<	0.5		ug/L	
OU3	CARNRW2	1/25/21		trans-1,2-Dichloroethene	<	0.5		ug/L	
OU3	CARNRW2	1/25/21		trans-1,3-Dichloropropene	<	0.5		ug/L	
OU3	CARNRW2	1/25/21		Trichloroethene	<	0.5		ug/L	
OU3	CARNRW2	1/25/21		Trichlorofluoromethane	<	0.5		ug/L	
OU3	CARNRW2	1/25/21		Trichlorotrifluoroethane	<	0.5		ug/L	
OU3	CARNRW2	1/25/21		Vinyl chloride	<	0.5		ug/L	
OU3	CARNRW2	1/25/21		HMX	<	1		ug/L	
OU3	CARNRW2	1/25/21		RDX	<	1		ug/L	
OU3	CARNRW2	1/25/21		Gross alpha		3.18	1.42	pCi/L	O
OU3	CARNRW2	1/25/21		Gross beta		7.83	1.88	pCi/L	

Attachment 1. Table 1. Groundwater analytical data, Site 300, 2021.

OU	Location	Date	Sample Type	Parameter	LOS Indicator	Result	Error	Units	QA Flag
OU3	CARNRW2	1/25/21		Tritium	<	100	58.8	pCi/L	
OU3	CARNRW2	1/25/21		Field Oxidation Potential (Eh)		55		mVolts	
OU3	CARNRW2	1/25/21		Field pH		8.44		Units	
OU3	CARNRW2	1/25/21		Field Specific Conductance		1210		umhos/cm	
OU3	CARNRW2	1/25/21		Field Temperature		19.1		Degrees C	
OU3	CARNRW2	1/25/21		Antimony	<	0.005		mg/L	
OU3	CARNRW2	1/25/21		Arsenic		0.0042		mg/L	
OU3	CARNRW2	1/25/21		Barium	<	0.025		mg/L	
OU3	CARNRW2	1/25/21		Beryllium	<	0.0005		mg/L	
OU3	CARNRW2	1/25/21		Cadmium	<	0.0005		mg/L	
OU3	CARNRW2	1/25/21		Chromium	<	0.001		mg/L	
OU3	CARNRW2	1/25/21		Cobalt	<	0.025		mg/L	
OU3	CARNRW2	1/25/21		Copper	<	0.01		mg/L	
OU3	CARNRW2	1/25/21		Lead	<	0.002		mg/L	
OU3	CARNRW2	1/25/21		Mercury	<	0.0002		mg/L	
OU3	CARNRW2	1/25/21		Molybdenum	<	0.025		mg/L	
OU3	CARNRW2	1/25/21		Nickel	<	0.005		mg/L	
OU3	CARNRW2	1/25/21		Selenium	<	0.002		mg/L	
OU3	CARNRW2	1/25/21		Silver	<	0.0005		mg/L	
OU3	CARNRW2	1/25/21		Thallium	<	0.001		mg/L	
OU3	CARNRW2	1/25/21		Vanadium	<	0.01		mg/L	
OU3	CARNRW2	1/25/21		Zinc	<	0.02		mg/L	
OU3	CARNRW2	1/25/21	DUP	Uranium 234 and 233 (in activity)	<	0.1	0.038	pCi/L	
OU3	CARNRW2	1/25/21	DUP	Uranium 235 and 236 (in activity)	<	0.1	0.026	pCi/L	
OU3	CARNRW2	1/25/21	DUP	Uranium 238 (in activity)	<	0.1	0.028	pCi/L	
OU3	CARNRW2	1/25/21	DUP	Nitrate (as NO3)		0.75		mg/L	
OU3	CARNRW2	1/25/21	DUP	Perchlorate	<	4		ug/L	
OU3	CARNRW2	1/25/21	DUP	1,1-Dichloroethane	<	0.5		ug/L	
OU3	CARNRW2	1/25/21	DUP	1,1-Dichloroethene	<	0.5		ug/L	
OU3	CARNRW2	1/25/21	DUP	1,1,1-Trichloroethane	<	0.5		ug/L	
OU3	CARNRW2	1/25/21	DUP	1,1,2-Trichloroethane	<	0.5		ug/L	
OU3	CARNRW2	1/25/21	DUP	1,1,2,2-Tetrachloroethane	<	0.5		ug/L	
OU3	CARNRW2	1/25/21	DUP	1,2-Dichlorobenzene	<	0.5		ug/L	
OU3	CARNRW2	1/25/21	DUP	1,2-Dichloroethane	<	0.5		ug/L	
OU3	CARNRW2	1/25/21	DUP	1,2-Dichloroethene (total)	<	1		ug/L	
OU3	CARNRW2	1/25/21	DUP	1,2-Dichloropropane	<	0.5		ug/L	
OU3	CARNRW2	1/25/21	DUP	1,3-Dichlorobenzene	<	0.5		ug/L	
OU3	CARNRW2	1/25/21	DUP	1,4-Dichlorobenzene	<	0.5		ug/L	
OU3	CARNRW2	1/25/21	DUP	2-Chloroethylvinylether	<	1		ug/L	
OU3	CARNRW2	1/25/21	DUP	Bromodichloromethane	<	0.5		ug/L	
OU3	CARNRW2	1/25/21	DUP	Bromoform	<	0.5		ug/L	
OU3	CARNRW2	1/25/21	DUP	Bromomethane	<	0.5		ug/L	
OU3	CARNRW2	1/25/21	DUP	Carbon tetrachloride	<	0.5		ug/L	
OU3	CARNRW2	1/25/21	DUP	Chlorobenzene	<	0.5		ug/L	
OU3	CARNRW2	1/25/21	DUP	Chloroethane	<	0.5		ug/L	
OU3	CARNRW2	1/25/21	DUP	Chloroform	<	0.5		ug/L	
OU3	CARNRW2	1/25/21	DUP	Chloromethane	<	0.5		ug/L	
OU3	CARNRW2	1/25/21	DUP	cis-1,2-Dichloroethene	<	0.5		ug/L	
OU3	CARNRW2	1/25/21	DUP	cis-1,3-Dichloropropene	<	0.5		ug/L	
OU3	CARNRW2	1/25/21	DUP	Dibromochloromethane	<	0.5		ug/L	
OU3	CARNRW2	1/25/21	DUP	Dichlorodifluoromethane	<	0.5		ug/L	L
OU3	CARNRW2	1/25/21	DUP	Methylene chloride	<	0.5		ug/L	
OU3	CARNRW2	1/25/21	DUP	Tetrachloroethene	<	0.5		ug/L	
OU3	CARNRW2	1/25/21	DUP	trans-1,2-Dichloroethene	<	0.5		ug/L	
OU3	CARNRW2	1/25/21	DUP	trans-1,3-Dichloropropene	<	0.5		ug/L	
OU3	CARNRW2	1/25/21	DUP	Trichloroethene	<	0.5		ug/L	
OU3	CARNRW2	1/25/21	DUP	Trichlorofluoromethane	<	0.5		ug/L	
OU3	CARNRW2	1/25/21	DUP	Trichlorotrifluoroethane	<	0.5		ug/L	
OU3	CARNRW2	1/25/21	DUP	Vinyl chloride	<	0.5		ug/L	
OU3	CARNRW2	1/25/21	DUP	HMX	<	1		ug/L	
OU3	CARNRW2	1/25/21	DUP	RDX	<	1		ug/L	
OU3	CARNRW2	1/25/21	DUP	Gross alpha	<	2	1.6	pCi/L	
OU3	CARNRW2	1/25/21	DUP	Gross beta		6.1	2.5	pCi/L	
OU3	CARNRW2	1/25/21	DUP	Tritium	<	100	27	pCi/L	
OU3	CARNRW2	1/25/21	DUP	Antimony	<	0.005		mg/L	
OU3	CARNRW2	1/25/21	DUP	Arsenic		0.003		mg/L	

Attachment 1. Table 1. Groundwater analytical data, Site 300, 2021.

OU	Location	Date	Sample Type	Parameter	LOS Indicator	Result	Error	Units	QA Flag
OU3	CARNRW2	1/25/21	DUP	Barium	<	0.02		mg/L	
OU3	CARNRW2	1/25/21	DUP	Beryllium	<	0.0005		mg/L	
OU3	CARNRW2	1/25/21	DUP	Cadmium	<	0.0005		mg/L	
OU3	CARNRW2	1/25/21	DUP	Chromium	<	0.001		mg/L	
OU3	CARNRW2	1/25/21	DUP	Cobalt	<	0.02		mg/L	
OU3	CARNRW2	1/25/21	DUP	Copper	<	0.01		mg/L	
OU3	CARNRW2	1/25/21	DUP	Lead	<	0.002		mg/L	
OU3	CARNRW2	1/25/21	DUP	Mercury	<	0.0002		mg/L	
OU3	CARNRW2	1/25/21	DUP	Molybdenum		0.03		mg/L	
OU3	CARNRW2	1/25/21	DUP	Nickel	<	0.005		mg/L	
OU3	CARNRW2	1/25/21	DUP	Selenium	<	0.002		mg/L	
OU3	CARNRW2	1/25/21	DUP	Silver	<	0.0005		mg/L	
OU3	CARNRW2	1/25/21	DUP	Thallium	<	0.001		mg/L	
OU3	CARNRW2	1/25/21	DUP	Vanadium	<	0.02		mg/L	
OU3	CARNRW2	1/25/21	DUP	Zinc	<	0.02		mg/L	
OU3	CARNRW2	2/16/21		Nitrate (as NO3)		1.7		mg/L	
OU3	CARNRW2	2/16/21		Perchlorate	<	4		ug/L	
OU3	CARNRW2	2/16/21		1,1-Dichloroethane	<	0.5		ug/L	
OU3	CARNRW2	2/16/21		1,1-Dichloroethene	<	0.5		ug/L	
OU3	CARNRW2	2/16/21		1,1,1-Trichloroethane	<	0.5		ug/L	
OU3	CARNRW2	2/16/21		1,1,2-Trichloroethane	<	0.5		ug/L	
OU3	CARNRW2	2/16/21		1,1,2,2-Tetrachloroethane	<	0.5		ug/L	
OU3	CARNRW2	2/16/21		1,2-Dichlorobenzene	<	0.5		ug/L	
OU3	CARNRW2	2/16/21		1,2-Dichloroethane	<	0.5		ug/L	
OU3	CARNRW2	2/16/21		1,2-Dichloroethene (total)	<	1		ug/L	
OU3	CARNRW2	2/16/21		1,2-Dichloropropane	<	0.5		ug/L	
OU3	CARNRW2	2/16/21		1,3-Dichlorobenzene	<	0.5		ug/L	
OU3	CARNRW2	2/16/21		1,4-Dichlorobenzene	<	0.5		ug/L	
OU3	CARNRW2	2/16/21		2-Chloroethylvinylether	<	10		ug/L	
OU3	CARNRW2	2/16/21		Bromodichloromethane	<	0.5		ug/L	
OU3	CARNRW2	2/16/21		Bromoform	<	0.5		ug/L	
OU3	CARNRW2	2/16/21		Bromomethane	<	1		ug/L	
OU3	CARNRW2	2/16/21		Carbon tetrachloride	<	0.5		ug/L	
OU3	CARNRW2	2/16/21		Chlorobenzene	<	0.5		ug/L	
OU3	CARNRW2	2/16/21		Chloroethane	<	0.5		ug/L	
OU3	CARNRW2	2/16/21		Chloroform	<	0.5		ug/L	
OU3	CARNRW2	2/16/21		Chloromethane	<	0.5		ug/L	
OU3	CARNRW2	2/16/21		cis-1,2-Dichloroethene	<	0.5		ug/L	
OU3	CARNRW2	2/16/21		cis-1,3-Dichloropropene	<	0.5		ug/L	
OU3	CARNRW2	2/16/21		Dibromochloromethane	<	0.5		ug/L	
OU3	CARNRW2	2/16/21		Dichlorodifluoromethane	<	0.5		ug/L	
OU3	CARNRW2	2/16/21		Methylene chloride	<	1		ug/L	
OU3	CARNRW2	2/16/21		Tetrachloroethene	<	0.5		ug/L	
OU3	CARNRW2	2/16/21		trans-1,2-Dichloroethene	<	0.5		ug/L	
OU3	CARNRW2	2/16/21		trans-1,3-Dichloropropene	<	0.5		ug/L	
OU3	CARNRW2	2/16/21		Trichloroethene	<	0.5		ug/L	
OU3	CARNRW2	2/16/21		Trichlorofluoromethane	<	0.5		ug/L	
OU3	CARNRW2	2/16/21		Trichlorotrifluoroethane	<	0.5		ug/L	
OU3	CARNRW2	2/16/21		Vinyl chloride	<	0.5		ug/L	
OU3	CARNRW2	2/16/21		Tritium	<	100	58	pCi/L	
OU3	CARNRW2	2/16/21		Field Oxidation Potential (Eh)		163		mVolts	
OU3	CARNRW2	2/16/21		Field pH		8.97		Units	
OU3	CARNRW2	2/16/21		Field Specific Conductance		1195		umhos/cm	
OU3	CARNRW2	2/16/21		Field Temperature		21		Degrees C	
OU3	CARNRW2	2/16/21	DUP	Nitrate (as NO3)		1.6		mg/L	
OU3	CARNRW2	2/16/21	DUP	Perchlorate	<	4		ug/L	
OU3	CARNRW2	2/16/21	DUP	1,1-Dichloroethane	<	0.5		ug/L	
OU3	CARNRW2	2/16/21	DUP	1,1-Dichloroethene	<	0.5		ug/L	
OU3	CARNRW2	2/16/21	DUP	1,1,1-Trichloroethane	<	0.5		ug/L	
OU3	CARNRW2	2/16/21	DUP	1,1,2-Trichloroethane	<	0.5		ug/L	
OU3	CARNRW2	2/16/21	DUP	1,1,2,2-Tetrachloroethane	<	0.5		ug/L	
OU3	CARNRW2	2/16/21	DUP	1,2-Dichlorobenzene	<	0.5		ug/L	
OU3	CARNRW2	2/16/21	DUP	1,2-Dichloroethane	<	0.5		ug/L	
OU3	CARNRW2	2/16/21	DUP	1,2-Dichloroethene (total)	<	1		ug/L	
OU3	CARNRW2	2/16/21	DUP	1,2-Dichloropropane	<	0.5		ug/L	
OU3	CARNRW2	2/16/21	DUP	1,3-Dichlorobenzene	<	0.5		ug/L	

Attachment 1. Table 1. Groundwater analytical data, Site 300, 2021.

OU	Location	Date	Sample Type	Parameter	LOS Indicator	Result	Error	Units	QA Flag
OU3	CARNRW2	2/16/21	DUP	1,4-Dichlorobenzene	<	0.5		ug/L	
OU3	CARNRW2	2/16/21	DUP	2-Chloroethylvinylether	<	1		ug/L	
OU3	CARNRW2	2/16/21	DUP	Bromodichloromethane	<	0.5		ug/L	
OU3	CARNRW2	2/16/21	DUP	Bromoform	<	0.5		ug/L	
OU3	CARNRW2	2/16/21	DUP	Bromomethane	<	0.5		ug/L	
OU3	CARNRW2	2/16/21	DUP	Carbon tetrachloride	<	0.5		ug/L	
OU3	CARNRW2	2/16/21	DUP	Chlorobenzene	<	0.5		ug/L	
OU3	CARNRW2	2/16/21	DUP	Chloroethane	<	0.5		ug/L	
OU3	CARNRW2	2/16/21	DUP	Chloroform	<	0.5		ug/L	
OU3	CARNRW2	2/16/21	DUP	Chloromethane	<	0.5		ug/L	
OU3	CARNRW2	2/16/21	DUP	cis-1,2-Dichloroethene	<	0.5		ug/L	
OU3	CARNRW2	2/16/21	DUP	cis-1,3-Dichloropropene	<	0.5		ug/L	
OU3	CARNRW2	2/16/21	DUP	Dibromochloromethane	<	0.5		ug/L	
OU3	CARNRW2	2/16/21	DUP	Dichlorodifluoromethane	<	0.5		ug/L	
OU3	CARNRW2	2/16/21	DUP	Methylene chloride	<	0.5		ug/L	
OU3	CARNRW2	2/16/21	DUP	Tetrachloroethene	<	0.5		ug/L	
OU3	CARNRW2	2/16/21	DUP	trans-1,2-Dichloroethene	<	0.5		ug/L	
OU3	CARNRW2	2/16/21	DUP	trans-1,3-Dichloropropene	<	0.5		ug/L	
OU3	CARNRW2	2/16/21	DUP	Trichloroethene	<	0.5		ug/L	
OU3	CARNRW2	2/16/21	DUP	Trichlorofluoromethane	<	0.5		ug/L	
OU3	CARNRW2	2/16/21	DUP	Trichlorotrifluoroethane	<	0.5		ug/L	
OU3	CARNRW2	2/16/21	DUP	Vinyl chloride	<	0.5		ug/L	
OU3	CARNRW2	2/16/21	DUP	Tritium	<	100	26	pCi/L	
OU3	CARNRW2	3/3/21		Nitrate (as NO3)		1.3		mg/L	
OU3	CARNRW2	3/3/21		Perchlorate	<	4		ug/L	
OU3	CARNRW2	3/3/21		1,1-Dichloroethane	<	0.5		ug/L	
OU3	CARNRW2	3/3/21		1,1-Dichloroethene	<	0.5		ug/L	
OU3	CARNRW2	3/3/21		1,1,1-Trichloroethane	<	0.5		ug/L	
OU3	CARNRW2	3/3/21		1,1,2-Trichloroethane	<	0.5		ug/L	
OU3	CARNRW2	3/3/21		1,1,2,2-Tetrachloroethane	<	0.5		ug/L	
OU3	CARNRW2	3/3/21		1,2-Dichlorobenzene	<	0.5		ug/L	
OU3	CARNRW2	3/3/21		1,2-Dichloroethane	<	0.5		ug/L	
OU3	CARNRW2	3/3/21		1,2-Dichloroethene (total)	<	1		ug/L	
OU3	CARNRW2	3/3/21		1,2-Dichloropropane	<	0.5		ug/L	
OU3	CARNRW2	3/3/21		1,3-Dichlorobenzene	<	0.5		ug/L	
OU3	CARNRW2	3/3/21		1,4-Dichlorobenzene	<	0.5		ug/L	
OU3	CARNRW2	3/3/21		2-Chloroethylvinylether	<	10		ug/L	
OU3	CARNRW2	3/3/21		Bromodichloromethane	<	0.5		ug/L	
OU3	CARNRW2	3/3/21		Bromoform	<	0.5		ug/L	
OU3	CARNRW2	3/3/21		Bromomethane	<	1		ug/L	
OU3	CARNRW2	3/3/21		Carbon tetrachloride	<	0.5		ug/L	
OU3	CARNRW2	3/3/21		Chlorobenzene	<	0.5		ug/L	
OU3	CARNRW2	3/3/21		Chloroethane	<	0.5		ug/L	
OU3	CARNRW2	3/3/21		Chloroform	<	0.5		ug/L	
OU3	CARNRW2	3/3/21		Chloromethane	<	0.5		ug/L	
OU3	CARNRW2	3/3/21		cis-1,2-Dichloroethene	<	0.5		ug/L	
OU3	CARNRW2	3/3/21		cis-1,3-Dichloropropene	<	0.5		ug/L	
OU3	CARNRW2	3/3/21		Dibromochloromethane	<	0.5		ug/L	
OU3	CARNRW2	3/3/21		Dichlorodifluoromethane	<	0.5		ug/L	
OU3	CARNRW2	3/3/21		Methylene chloride	<	1		ug/L	
OU3	CARNRW2	3/3/21		Tetrachloroethene	<	0.5		ug/L	
OU3	CARNRW2	3/3/21		trans-1,2-Dichloroethene	<	0.5		ug/L	
OU3	CARNRW2	3/3/21		trans-1,3-Dichloropropene	<	0.5		ug/L	
OU3	CARNRW2	3/3/21		Trichloroethene	<	0.5		ug/L	
OU3	CARNRW2	3/3/21		Trichlorofluoromethane	<	0.5		ug/L	
OU3	CARNRW2	3/3/21		Trichlorotrifluoroethane	<	0.5		ug/L	
OU3	CARNRW2	3/3/21		Vinyl chloride	<	0.5		ug/L	
OU3	CARNRW2	3/3/21		Tritium	<	100	65.5	pCi/L	
OU3	CARNRW2	3/3/21		Field Oxidation Potential (Eh)		35		mVolts	
OU3	CARNRW2	3/3/21		Field pH		8.83		Units	
OU3	CARNRW2	3/3/21		Field Specific Conductance		1204		umhos/cm	
OU3	CARNRW2	3/3/21		Field Temperature		20.3		Degrees C	
OU3	CARNRW2	3/3/21	DUP	Nitrate (as NO3)		1.1		mg/L	
OU3	CARNRW2	3/3/21	DUP	Perchlorate	<	4		ug/L	
OU3	CARNRW2	3/3/21	DUP	1,1-Dichloroethane	<	0.5		ug/L	
OU3	CARNRW2	3/3/21	DUP	1,1-Dichloroethene	<	0.5		ug/L	

Attachment 1. Table 1. Groundwater analytical data, Site 300, 2021.

OU	Location	Date	Sample Type	Parameter	LOS Indicator	Result	Error	Units	QA Flag
OU3	CARNRW2	3/3/21	DUP	1,1,1-Trichloroethane	<	0.5		ug/L	
OU3	CARNRW2	3/3/21	DUP	1,1,2-Trichloroethane	<	0.5		ug/L	
OU3	CARNRW2	3/3/21	DUP	1,1,2,2-Tetrachloroethane	<	0.5		ug/L	
OU3	CARNRW2	3/3/21	DUP	1,2-Dichlorobenzene	<	0.5		ug/L	
OU3	CARNRW2	3/3/21	DUP	1,2-Dichloroethane	<	0.5		ug/L	
OU3	CARNRW2	3/3/21	DUP	1,2-Dichloroethene (total)	<	1		ug/L	
OU3	CARNRW2	3/3/21	DUP	1,2-Dichloropropane	<	0.5		ug/L	
OU3	CARNRW2	3/3/21	DUP	1,3-Dichlorobenzene	<	0.5		ug/L	
OU3	CARNRW2	3/3/21	DUP	1,4-Dichlorobenzene	<	0.5		ug/L	
OU3	CARNRW2	3/3/21	DUP	2-Chloroethylvinylether	<	1		ug/L	
OU3	CARNRW2	3/3/21	DUP	Bromodichloromethane	<	0.5		ug/L	
OU3	CARNRW2	3/3/21	DUP	Bromoform	<	0.5		ug/L	
OU3	CARNRW2	3/3/21	DUP	Bromomethane	<	0.5		ug/L	
OU3	CARNRW2	3/3/21	DUP	Carbon tetrachloride	<	0.5		ug/L	
OU3	CARNRW2	3/3/21	DUP	Chlorobenzene	<	0.5		ug/L	
OU3	CARNRW2	3/3/21	DUP	Chloroethane	<	0.5		ug/L	
OU3	CARNRW2	3/3/21	DUP	Chloroform	<	0.5		ug/L	
OU3	CARNRW2	3/3/21	DUP	Chloromethane	<	0.5		ug/L	
OU3	CARNRW2	3/3/21	DUP	cis-1,2-Dichloroethene	<	0.5		ug/L	
OU3	CARNRW2	3/3/21	DUP	cis-1,3-Dichloropropene	<	0.5		ug/L	
OU3	CARNRW2	3/3/21	DUP	Dibromochloromethane	<	0.5		ug/L	
OU3	CARNRW2	3/3/21	DUP	Dichlorodifluoromethane	<	0.5		ug/L	
OU3	CARNRW2	3/3/21	DUP	Methylene chloride	<	0.5		ug/L	
OU3	CARNRW2	3/3/21	DUP	Tetrachloroethene	<	0.5		ug/L	
OU3	CARNRW2	3/3/21	DUP	trans-1,2-Dichloroethene	<	0.5		ug/L	
OU3	CARNRW2	3/3/21	DUP	trans-1,3-Dichloropropene	<	0.5		ug/L	
OU3	CARNRW2	3/3/21	DUP	Trichloroethene	<	0.5		ug/L	
OU3	CARNRW2	3/3/21	DUP	Trichlorofluoromethane	<	0.5		ug/L	
OU3	CARNRW2	3/3/21	DUP	Trichlorotrifluoroethane	<	0.5		ug/L	
OU3	CARNRW2	3/3/21	DUP	Vinyl chloride	<	0.5		ug/L	
OU3	CARNRW2	3/3/21	DUP	Tritium	<	100	32	pCi/L	
OU3	CARNRW2	4/26/21		Uranium 234 and 233 (in activity)	<	0.1	0.0395	pCi/L	
OU3	CARNRW2	4/26/21		Uranium 235 and 236 (in activity)	<	0.1	0.0282	pCi/L	
OU3	CARNRW2	4/26/21		Uranium 238 (in activity)	<	0.1	0.034	pCi/L	
OU3	CARNRW2	4/26/21		Nitrate (as NO3)		0.7		mg/L	
OU3	CARNRW2	4/26/21		Perchlorate	<	4		ug/L	
OU3	CARNRW2	4/26/21		1,1-Dichloroethane	<	0.5		ug/L	
OU3	CARNRW2	4/26/21		1,1-Dichloroethene	<	0.5		ug/L	
OU3	CARNRW2	4/26/21		1,1,1-Trichloroethane	<	0.5		ug/L	
OU3	CARNRW2	4/26/21		1,1,2-Trichloroethane	<	0.5		ug/L	
OU3	CARNRW2	4/26/21		1,1,2,2-Tetrachloroethane	<	0.5		ug/L	
OU3	CARNRW2	4/26/21		1,2-Dichlorobenzene	<	0.5		ug/L	
OU3	CARNRW2	4/26/21		1,2-Dichloroethane	<	0.5		ug/L	
OU3	CARNRW2	4/26/21		1,2-Dichloroethene (total)	<	1		ug/L	
OU3	CARNRW2	4/26/21		1,2-Dichloropropane	<	0.5		ug/L	
OU3	CARNRW2	4/26/21		1,3-Dichlorobenzene	<	0.5		ug/L	
OU3	CARNRW2	4/26/21		1,4-Dichlorobenzene	<	0.5		ug/L	
OU3	CARNRW2	4/26/21		2-Chloroethylvinylether	<	10		ug/L	
OU3	CARNRW2	4/26/21		Bromodichloromethane	<	0.5		ug/L	
OU3	CARNRW2	4/26/21		Bromoform	<	0.5		ug/L	
OU3	CARNRW2	4/26/21		Bromomethane	<	1		ug/L	
OU3	CARNRW2	4/26/21		Carbon tetrachloride	<	0.5		ug/L	
OU3	CARNRW2	4/26/21		Chlorobenzene	<	0.5		ug/L	
OU3	CARNRW2	4/26/21		Chloroethane	<	0.5		ug/L	
OU3	CARNRW2	4/26/21		Chloroform	<	0.5		ug/L	
OU3	CARNRW2	4/26/21		Chloromethane	<	0.5		ug/L	
OU3	CARNRW2	4/26/21		cis-1,2-Dichloroethene	<	0.5		ug/L	
OU3	CARNRW2	4/26/21		cis-1,3-Dichloropropene	<	0.5		ug/L	
OU3	CARNRW2	4/26/21		Dibromochloromethane	<	0.5		ug/L	
OU3	CARNRW2	4/26/21		Dichlorodifluoromethane	<	0.5		ug/L	
OU3	CARNRW2	4/26/21		Methylene chloride	<	1		ug/L	
OU3	CARNRW2	4/26/21		Tetrachloroethene	<	0.5		ug/L	
OU3	CARNRW2	4/26/21		trans-1,2-Dichloroethene	<	0.5		ug/L	
OU3	CARNRW2	4/26/21		trans-1,3-Dichloropropene	<	0.5		ug/L	
OU3	CARNRW2	4/26/21		Trichloroethene	<	0.5		ug/L	
OU3	CARNRW2	4/26/21		Trichlorofluoromethane	<	0.5		ug/L	

Attachment 1. Table 1. Groundwater analytical data, Site 300, 2021.

OU	Location	Date	Sample Type	Parameter	LOS Indicator	Result	Error	Units	QA Flag
OU3	CARNRW2	4/26/21		Trichlorotrifluoroethane	<	0.5		ug/L	
OU3	CARNRW2	4/26/21		Vinyl chloride	<	0.5		ug/L	
OU3	CARNRW2	4/26/21		HMX	<	1.1		ug/L	D
OU3	CARNRW2	4/26/21		RDX	<	1.1		ug/L	D
OU3	CARNRW2	4/26/21		Gross alpha	<	2	1.08	pCi/L	
OU3	CARNRW2	4/26/21		Gross beta		3.54	1.77	pCi/L	
OU3	CARNRW2	4/26/21		Tritium	<	100	58.7	pCi/L	
OU3	CARNRW2	4/26/21		Field Oxidation Potential (Eh)		163		mVolts	
OU3	CARNRW2	4/26/21		Field pH		8.13		Units	
OU3	CARNRW2	4/26/21		Field Specific Conductance		1176		umhos/cm	
OU3	CARNRW2	4/26/21		Field Temperature		22		Degrees C	
OU3	CARNRW2	4/26/21		Antimony	<	0.005		mg/L	
OU3	CARNRW2	4/26/21		Arsenic		0.0038		mg/L	
OU3	CARNRW2	4/26/21		Barium	<	0.025		mg/L	
OU3	CARNRW2	4/26/21		Beryllium	<	0.0005		mg/L	
OU3	CARNRW2	4/26/21		Cadmium	<	0.0005		mg/L	F
OU3	CARNRW2	4/26/21		Chromium	<	0.001		mg/L	
OU3	CARNRW2	4/26/21		Cobalt	<	0.025		mg/L	
OU3	CARNRW2	4/26/21		Copper	<	0.01		mg/L	
OU3	CARNRW2	4/26/21		Lead	<	0.002		mg/L	
OU3	CARNRW2	4/26/21		Mercury	<	0.0002		mg/L	F
OU3	CARNRW2	4/26/21		Molybdenum		0.025		mg/L	
OU3	CARNRW2	4/26/21		Nickel	<	0.005		mg/L	
OU3	CARNRW2	4/26/21		Selenium	<	0.002		mg/L	
OU3	CARNRW2	4/26/21		Silver	<	0.0005		mg/L	
OU3	CARNRW2	4/26/21		Thallium	<	0.001		mg/L	
OU3	CARNRW2	4/26/21		Vanadium	<	0.01		mg/L	
OU3	CARNRW2	4/26/21		Zinc	<	0.02		mg/L	
OU3	CARNRW2	4/26/21	DUP	Uranium 234 and 233 (in activity)	<	0.1	0.057	pCi/L	
OU3	CARNRW2	4/26/21	DUP	Uranium 235 and 236 (in activity)	<	0.1	0.035	pCi/L	B
OU3	CARNRW2	4/26/21	DUP	Uranium 238 (in activity)	<	0.1	0.045	pCi/L	
OU3	CARNRW2	4/26/21	DUP	Nitrate (as NO3)		0.75		mg/L	
OU3	CARNRW2	4/26/21	DUP	Perchlorate	<	4		ug/L	
OU3	CARNRW2	4/26/21	DUP	1,1-Dichloroethane	<	0.5		ug/L	
OU3	CARNRW2	4/26/21	DUP	1,1-Dichloroethene	<	0.5		ug/L	
OU3	CARNRW2	4/26/21	DUP	1,1,1-Trichloroethane	<	0.5		ug/L	
OU3	CARNRW2	4/26/21	DUP	1,1,2-Trichloroethane	<	0.5		ug/L	
OU3	CARNRW2	4/26/21	DUP	1,1,2,2-Tetrachloroethane	<	0.5		ug/L	
OU3	CARNRW2	4/26/21	DUP	1,2-Dichlorobenzene	<	0.5		ug/L	
OU3	CARNRW2	4/26/21	DUP	1,2-Dichloroethane	<	0.5		ug/L	
OU3	CARNRW2	4/26/21	DUP	1,2-Dichloroethene (total)	<	1		ug/L	
OU3	CARNRW2	4/26/21	DUP	1,2-Dichloropropane	<	0.5		ug/L	
OU3	CARNRW2	4/26/21	DUP	1,3-Dichlorobenzene	<	0.5		ug/L	
OU3	CARNRW2	4/26/21	DUP	1,4-Dichlorobenzene	<	0.5		ug/L	
OU3	CARNRW2	4/26/21	DUP	2-Chloroethylvinylether	<	1		ug/L	
OU3	CARNRW2	4/26/21	DUP	Bromodichloromethane	<	0.5		ug/L	
OU3	CARNRW2	4/26/21	DUP	Bromoform	<	0.5		ug/L	
OU3	CARNRW2	4/26/21	DUP	Bromomethane	<	0.5		ug/L	
OU3	CARNRW2	4/26/21	DUP	Carbon tetrachloride	<	0.5		ug/L	
OU3	CARNRW2	4/26/21	DUP	Chlorobenzene	<	0.5		ug/L	
OU3	CARNRW2	4/26/21	DUP	Chloroethane	<	0.5		ug/L	
OU3	CARNRW2	4/26/21	DUP	Chloroform	<	0.5		ug/L	
OU3	CARNRW2	4/26/21	DUP	Chloromethane	<	0.5		ug/L	
OU3	CARNRW2	4/26/21	DUP	cis-1,2-Dichloroethene	<	0.5		ug/L	
OU3	CARNRW2	4/26/21	DUP	cis-1,3-Dichloropropene	<	0.5		ug/L	
OU3	CARNRW2	4/26/21	DUP	Dibromochloromethane	<	0.5		ug/L	
OU3	CARNRW2	4/26/21	DUP	Dichlorodifluoromethane	<	0.5		ug/L	
OU3	CARNRW2	4/26/21	DUP	Methylene chloride	<	0.5		ug/L	
OU3	CARNRW2	4/26/21	DUP	Tetrachloroethene	<	0.5		ug/L	
OU3	CARNRW2	4/26/21	DUP	trans-1,2-Dichloroethene	<	0.5		ug/L	
OU3	CARNRW2	4/26/21	DUP	trans-1,3-Dichloropropene	<	0.5		ug/L	
OU3	CARNRW2	4/26/21	DUP	Trichloroethene	<	0.5		ug/L	
OU3	CARNRW2	4/26/21	DUP	Trichlorofluoromethane	<	0.5		ug/L	
OU3	CARNRW2	4/26/21	DUP	Trichlorotrifluoroethane	<	0.5		ug/L	
OU3	CARNRW2	4/26/21	DUP	Vinyl chloride	<	0.5		ug/L	
OU3	CARNRW2	4/26/21	DUP	Gross alpha	<	2	1.1	pCi/L	L

Attachment 1. Table 1. Groundwater analytical data, Site 300, 2021.

OU	Location	Date	Sample Type	Parameter	LOS Indicator	Result	Error	Units	QA Flag
OU3	CARNRW2	4/26/21	DUP	Gross beta		11.3	2.5	pCi/L	
OU3	CARNRW2	4/26/21	DUP	Tritium	<	100	31	pCi/L	B
OU3	CARNRW2	4/29/21		HMX	<	1		ug/L	
OU3	CARNRW2	4/29/21		RDX	<	1		ug/L	
OU3	CARNRW2	4/29/21		Field Oxidation Potential (Eh)		154		mVolts	
OU3	CARNRW2	4/29/21		Field pH		8.01		Units	
OU3	CARNRW2	4/29/21		Field Specific Conductance		1170		umhos/cm	
OU3	CARNRW2	4/29/21		Field Temperature		21.7		Degrees C	
OU3	CARNRW2	4/29/21		Antimony	<	0.005		mg/L	
OU3	CARNRW2	4/29/21		Arsenic		0.003		mg/L	
OU3	CARNRW2	4/29/21		Barium	<	0.02		mg/L	
OU3	CARNRW2	4/29/21		Beryllium	<	0.0005		mg/L	
OU3	CARNRW2	4/29/21		Cadmium	<	0.0005		mg/L	
OU3	CARNRW2	4/29/21		Chromium	<	0.001		mg/L	
OU3	CARNRW2	4/29/21		Cobalt	<	0.02		mg/L	
OU3	CARNRW2	4/29/21		Copper	<	0.01		mg/L	
OU3	CARNRW2	4/29/21		Lead	<	0.002		mg/L	
OU3	CARNRW2	4/29/21		Mercury	<	0.0002		mg/L	
OU3	CARNRW2	4/29/21		Molybdenum	<	0.02		mg/L	
OU3	CARNRW2	4/29/21		Nickel	<	0.005		mg/L	
OU3	CARNRW2	4/29/21		Selenium	<	0.002		mg/L	
OU3	CARNRW2	4/29/21		Silver	<	0.0005		mg/L	
OU3	CARNRW2	4/29/21		Thallium	<	0.001		mg/L	
OU3	CARNRW2	4/29/21		Vanadium	<	0.02		mg/L	
OU3	CARNRW2	4/29/21		Zinc	<	0.02		mg/L	
OU3	CARNRW2	5/10/21		Nitrate (as NO3)		1.2		mg/L	
OU3	CARNRW2	5/10/21		Perchlorate	<	4		ug/L	
OU3	CARNRW2	5/10/21		1,1-Dichloroethane	<	0.5		ug/L	
OU3	CARNRW2	5/10/21		1,1-Dichloroethene	<	0.5		ug/L	
OU3	CARNRW2	5/10/21		1,1,1-Trichloroethane	<	0.5		ug/L	
OU3	CARNRW2	5/10/21		1,1,2-Trichloroethane	<	0.5		ug/L	
OU3	CARNRW2	5/10/21		1,1,2,2-Tetrachloroethane	<	0.5		ug/L	
OU3	CARNRW2	5/10/21		1,2-Dichlorobenzene	<	0.5		ug/L	
OU3	CARNRW2	5/10/21		1,2-Dichloroethane	<	0.5		ug/L	
OU3	CARNRW2	5/10/21		1,2-Dichloroethene (total)	<	1		ug/L	
OU3	CARNRW2	5/10/21		1,2-Dichloropropane	<	0.5		ug/L	
OU3	CARNRW2	5/10/21		1,3-Dichlorobenzene	<	0.5		ug/L	
OU3	CARNRW2	5/10/21		1,4-Dichlorobenzene	<	0.5		ug/L	
OU3	CARNRW2	5/10/21		2-Chloroethylvinylether	<	10		ug/L	
OU3	CARNRW2	5/10/21		Bromodichloromethane	<	0.5		ug/L	
OU3	CARNRW2	5/10/21		Bromoform	<	0.5		ug/L	
OU3	CARNRW2	5/10/21		Bromomethane	<	1		ug/L	
OU3	CARNRW2	5/10/21		Carbon tetrachloride	<	0.5		ug/L	
OU3	CARNRW2	5/10/21		Chlorobenzene	<	0.5		ug/L	
OU3	CARNRW2	5/10/21		Chloroethane	<	0.5		ug/L	
OU3	CARNRW2	5/10/21		Chloroform	<	0.5		ug/L	
OU3	CARNRW2	5/10/21		Chloromethane	<	0.5		ug/L	
OU3	CARNRW2	5/10/21		cis-1,2-Dichloroethene	<	0.5		ug/L	
OU3	CARNRW2	5/10/21		cis-1,3-Dichloropropene	<	0.5		ug/L	
OU3	CARNRW2	5/10/21		Dibromochloromethane	<	0.5		ug/L	
OU3	CARNRW2	5/10/21		Dichlorodifluoromethane	<	0.5		ug/L	
OU3	CARNRW2	5/10/21		Methylene chloride	<	1		ug/L	
OU3	CARNRW2	5/10/21		Tetrachloroethene	<	0.5		ug/L	L
OU3	CARNRW2	5/10/21		trans-1,2-Dichloroethene	<	0.5		ug/L	
OU3	CARNRW2	5/10/21		trans-1,3-Dichloropropene	<	0.5		ug/L	
OU3	CARNRW2	5/10/21		Trichloroethene	<	0.5		ug/L	
OU3	CARNRW2	5/10/21		Trichlorofluoromethane	<	0.5		ug/L	
OU3	CARNRW2	5/10/21		Trichlorotrifluoroethane	<	0.5		ug/L	
OU3	CARNRW2	5/10/21		Vinyl chloride	<	0.5		ug/L	
OU3	CARNRW2	5/10/21		Tritium	<	100	57.3	pCi/L	
OU3	CARNRW2	5/10/21		Field Oxidation Potential (Eh)		141		mVolts	
OU3	CARNRW2	5/10/21		Field pH		8.16		Units	
OU3	CARNRW2	5/10/21		Field Specific Conductance		1183		umhos/cm	
OU3	CARNRW2	5/10/21		Field Temperature		23.1		Degrees C	
OU3	CARNRW2	5/10/21	DUP	Nitrate (as NO3)		0.8		mg/L	
OU3	CARNRW2	5/10/21	DUP	Perchlorate	<	4		ug/L	

Attachment 1. Table 1. Groundwater analytical data, Site 300, 2021.

OU	Location	Date	Sample Type	Parameter	LOS Indicator	Result	Error	Units	QA Flag
OU3	CARNRW2	5/10/21	DUP	1,1-Dichloroethane	<	0.5		ug/L	
OU3	CARNRW2	5/10/21	DUP	1,1-Dichloroethene	<	0.5		ug/L	
OU3	CARNRW2	5/10/21	DUP	1,1,1-Trichloroethane	<	0.5		ug/L	
OU3	CARNRW2	5/10/21	DUP	1,1,2-Trichloroethane	<	0.5		ug/L	
OU3	CARNRW2	5/10/21	DUP	1,1,2,2-Tetrachloroethane	<	0.5		ug/L	
OU3	CARNRW2	5/10/21	DUP	1,2-Dichlorobenzene	<	0.5		ug/L	
OU3	CARNRW2	5/10/21	DUP	1,2-Dichloroethane	<	0.5		ug/L	
OU3	CARNRW2	5/10/21	DUP	1,2-Dichloroethene (total)	<	1		ug/L	
OU3	CARNRW2	5/10/21	DUP	1,2-Dichloropropane	<	0.5		ug/L	
OU3	CARNRW2	5/10/21	DUP	1,3-Dichlorobenzene	<	0.5		ug/L	
OU3	CARNRW2	5/10/21	DUP	1,4-Dichlorobenzene	<	0.5		ug/L	
OU3	CARNRW2	5/10/21	DUP	2-Chloroethylvinylether	<	1		ug/L	
OU3	CARNRW2	5/10/21	DUP	Bromodichloromethane	<	0.5		ug/L	
OU3	CARNRW2	5/10/21	DUP	Bromoform	<	0.5		ug/L	
OU3	CARNRW2	5/10/21	DUP	Bromomethane	<	0.5		ug/L	
OU3	CARNRW2	5/10/21	DUP	Carbon tetrachloride	<	0.5		ug/L	
OU3	CARNRW2	5/10/21	DUP	Chlorobenzene	<	0.5		ug/L	
OU3	CARNRW2	5/10/21	DUP	Chloroethane	<	0.5		ug/L	
OU3	CARNRW2	5/10/21	DUP	Chloroform	<	0.5		ug/L	
OU3	CARNRW2	5/10/21	DUP	Chloromethane	<	0.5		ug/L	
OU3	CARNRW2	5/10/21	DUP	cis-1,2-Dichloroethene	<	0.5		ug/L	
OU3	CARNRW2	5/10/21	DUP	cis-1,3-Dichloropropene	<	0.5		ug/L	
OU3	CARNRW2	5/10/21	DUP	Dibromochloromethane	<	0.5		ug/L	
OU3	CARNRW2	5/10/21	DUP	Dichlorodifluoromethane	<	0.5		ug/L	
OU3	CARNRW2	5/10/21	DUP	Methylene chloride	<	0.5		ug/L	
OU3	CARNRW2	5/10/21	DUP	Tetrachloroethene	<	0.5		ug/L	
OU3	CARNRW2	5/10/21	DUP	trans-1,2-Dichloroethene	<	0.5		ug/L	
OU3	CARNRW2	5/10/21	DUP	trans-1,3-Dichloropropene	<	0.5		ug/L	
OU3	CARNRW2	5/10/21	DUP	Trichloroethene	<	0.5		ug/L	
OU3	CARNRW2	5/10/21	DUP	Trichlorofluoromethane	<	0.5		ug/L	
OU3	CARNRW2	5/10/21	DUP	Trichlorotrifluoroethane	<	0.5		ug/L	
OU3	CARNRW2	5/10/21	DUP	Vinyl chloride	<	0.5		ug/L	
OU3	CARNRW2	5/10/21	DUP	Tritium	<	100	20	pCi/L	
OU3	CARNRW2	6/2/21		Nitrate (as NO3)	<	0.5		mg/L	
OU3	CARNRW2	6/2/21		Perchlorate	<	4		ug/L	
OU3	CARNRW2	6/2/21		1,1-Dichloroethane	<	0.5		ug/L	
OU3	CARNRW2	6/2/21		1,1-Dichloroethene	<	0.5		ug/L	
OU3	CARNRW2	6/2/21		1,1,1-Trichloroethane	<	0.5		ug/L	
OU3	CARNRW2	6/2/21		1,1,2-Trichloroethane	<	0.5		ug/L	
OU3	CARNRW2	6/2/21		1,1,2,2-Tetrachloroethane	<	0.5		ug/L	
OU3	CARNRW2	6/2/21		1,2-Dichlorobenzene	<	0.5		ug/L	
OU3	CARNRW2	6/2/21		1,2-Dichloroethane	<	0.5		ug/L	
OU3	CARNRW2	6/2/21		1,2-Dichloroethene (total)	<	1		ug/L	
OU3	CARNRW2	6/2/21		1,2-Dichloropropane	<	0.5		ug/L	
OU3	CARNRW2	6/2/21		1,3-Dichlorobenzene	<	0.5		ug/L	
OU3	CARNRW2	6/2/21		1,4-Dichlorobenzene	<	0.5		ug/L	
OU3	CARNRW2	6/2/21		2-Chloroethylvinylether	<	10		ug/L	
OU3	CARNRW2	6/2/21		Bromodichloromethane	<	0.5		ug/L	
OU3	CARNRW2	6/2/21		Bromoform	<	0.5		ug/L	
OU3	CARNRW2	6/2/21		Bromomethane	<	1		ug/L	
OU3	CARNRW2	6/2/21		Carbon tetrachloride	<	0.5		ug/L	
OU3	CARNRW2	6/2/21		Chlorobenzene	<	0.5		ug/L	
OU3	CARNRW2	6/2/21		Chloroethane	<	0.5		ug/L	
OU3	CARNRW2	6/2/21		Chloroform	<	0.5		ug/L	
OU3	CARNRW2	6/2/21		Chloromethane	<	0.5		ug/L	
OU3	CARNRW2	6/2/21		cis-1,2-Dichloroethene	<	0.5		ug/L	
OU3	CARNRW2	6/2/21		cis-1,3-Dichloropropene	<	0.5		ug/L	
OU3	CARNRW2	6/2/21		Dibromochloromethane	<	0.5		ug/L	
OU3	CARNRW2	6/2/21		Dichlorodifluoromethane	<	0.5		ug/L	
OU3	CARNRW2	6/2/21		Methylene chloride	<	1		ug/L	
OU3	CARNRW2	6/2/21		Tetrachloroethene	<	0.5		ug/L	
OU3	CARNRW2	6/2/21		trans-1,2-Dichloroethene	<	0.5		ug/L	
OU3	CARNRW2	6/2/21		trans-1,3-Dichloropropene	<	0.5		ug/L	
OU3	CARNRW2	6/2/21		Trichloroethene	<	0.5		ug/L	
OU3	CARNRW2	6/2/21		Trichlorofluoromethane	<	0.5		ug/L	
OU3	CARNRW2	6/2/21		Trichlorotrifluoroethane	<	0.5		ug/L	

Attachment 1. Table 1. Groundwater analytical data, Site 300, 2021.

OU	Location	Date	Sample Type	Parameter	LOS Indicator	Result	Error	Units	QA Flag
OU3	CARNRW2	6/2/21		Vinyl chloride	<	0.5		ug/L	
OU3	CARNRW2	6/2/21		Tritium	<	100	55.1	pCi/L	
OU3	CARNRW2	6/2/21		Field Oxidation Potential (Eh)		-10		mVolts	
OU3	CARNRW2	6/2/21		Field pH		8.25		Units	
OU3	CARNRW2	6/2/21		Field Specific Conductance		1202		umhos/cm	
OU3	CARNRW2	6/2/21		Field Temperature		24.9		Degrees C	
OU3	CARNRW2	6/2/21	DUP	Nitrate (as NO3)	<	0.5		mg/L	
OU3	CARNRW2	6/2/21	DUP	1,1-Dichloroethane	<	0.5		ug/L	
OU3	CARNRW2	6/2/21	DUP	1,1-Dichloroethene	<	0.5		ug/L	
OU3	CARNRW2	6/2/21	DUP	1,1,1-Trichloroethane	<	0.5		ug/L	
OU3	CARNRW2	6/2/21	DUP	1,1,2-Trichloroethane	<	0.5		ug/L	
OU3	CARNRW2	6/2/21	DUP	1,1,2,2-Tetrachloroethane	<	0.5		ug/L	
OU3	CARNRW2	6/2/21	DUP	1,2-Dichlorobenzene	<	0.5		ug/L	
OU3	CARNRW2	6/2/21	DUP	1,2-Dichloroethane	<	0.5		ug/L	
OU3	CARNRW2	6/2/21	DUP	1,2-Dichloroethene (total)	<	1		ug/L	
OU3	CARNRW2	6/2/21	DUP	1,2-Dichloropropane	<	0.5		ug/L	
OU3	CARNRW2	6/2/21	DUP	1,3-Dichlorobenzene	<	0.5		ug/L	
OU3	CARNRW2	6/2/21	DUP	1,4-Dichlorobenzene	<	0.5		ug/L	
OU3	CARNRW2	6/2/21	DUP	2-Chloroethylvinylether	<	1		ug/L	
OU3	CARNRW2	6/2/21	DUP	Bromodichloromethane	<	0.5		ug/L	
OU3	CARNRW2	6/2/21	DUP	Bromoform	<	0.5		ug/L	
OU3	CARNRW2	6/2/21	DUP	Bromomethane	<	0.5		ug/L	
OU3	CARNRW2	6/2/21	DUP	Carbon tetrachloride	<	0.5		ug/L	
OU3	CARNRW2	6/2/21	DUP	Chlorobenzene	<	0.5		ug/L	
OU3	CARNRW2	6/2/21	DUP	Chloroethane	<	0.5		ug/L	
OU3	CARNRW2	6/2/21	DUP	Chloroform	<	0.5		ug/L	
OU3	CARNRW2	6/2/21	DUP	Chloromethane	<	0.5		ug/L	
OU3	CARNRW2	6/2/21	DUP	cis-1,2-Dichloroethene	<	0.5		ug/L	
OU3	CARNRW2	6/2/21	DUP	cis-1,3-Dichloropropene	<	0.5		ug/L	
OU3	CARNRW2	6/2/21	DUP	Dibromochloromethane	<	0.5		ug/L	
OU3	CARNRW2	6/2/21	DUP	Dichlorodifluoromethane	<	0.5		ug/L	
OU3	CARNRW2	6/2/21	DUP	Methylene chloride	<	0.5		ug/L	
OU3	CARNRW2	6/2/21	DUP	Tetrachloroethene	<	0.5		ug/L	
OU3	CARNRW2	6/2/21	DUP	trans-1,2-Dichloroethene	<	0.5		ug/L	
OU3	CARNRW2	6/2/21	DUP	trans-1,3-Dichloropropene	<	0.5		ug/L	
OU3	CARNRW2	6/2/21	DUP	Trichloroethene	<	0.5		ug/L	
OU3	CARNRW2	6/2/21	DUP	Trichlorofluoromethane	<	0.5		ug/L	
OU3	CARNRW2	6/2/21	DUP	Trichlorotrifluoroethane	<	0.5		ug/L	
OU3	CARNRW2	6/2/21	DUP	Vinyl chloride	<	0.5		ug/L	
OU3	CARNRW2	6/2/21	DUP	Tritium	<	100	17	pCi/L	
OU3	CARNRW2	7/27/21		Uranium 234 and 233 (in activity)	<	0.1	0.0435	pCi/L	
OU3	CARNRW2	7/27/21		Uranium 235 and 236 (in activity)	<	0.1	0.0236	pCi/L	
OU3	CARNRW2	7/27/21		Uranium 238 (in activity)	<	0.1	0.034	pCi/L	
OU3	CARNRW2	7/27/21		Nitrate (as NO3)		0.76		mg/L	
OU3	CARNRW2	7/27/21		Perchlorate	<	2		ug/L	
OU3	CARNRW2	7/27/21		1,1-Dichloroethane	<	0.5		ug/L	
OU3	CARNRW2	7/27/21		1,1-Dichloroethene	<	0.5		ug/L	
OU3	CARNRW2	7/27/21		1,1,1-Trichloroethane	<	0.5		ug/L	
OU3	CARNRW2	7/27/21		1,1,2-Trichloroethane	<	0.5		ug/L	
OU3	CARNRW2	7/27/21		1,1,2,2-Tetrachloroethane	<	0.5		ug/L	
OU3	CARNRW2	7/27/21		1,2-Dichlorobenzene	<	0.5		ug/L	
OU3	CARNRW2	7/27/21		1,2-Dichloroethane	<	0.5		ug/L	
OU3	CARNRW2	7/27/21		1,2-Dichloroethene (total)	<	1		ug/L	
OU3	CARNRW2	7/27/21		1,2-Dichloropropane	<	0.5		ug/L	
OU3	CARNRW2	7/27/21		1,3-Dichlorobenzene	<	0.5		ug/L	
OU3	CARNRW2	7/27/21		1,4-Dichlorobenzene	<	0.5		ug/L	
OU3	CARNRW2	7/27/21		2-Chloroethylvinylether	<	10		ug/L	
OU3	CARNRW2	7/27/21		Bromodichloromethane	<	0.5		ug/L	
OU3	CARNRW2	7/27/21		Bromoform	<	0.5		ug/L	
OU3	CARNRW2	7/27/21		Bromomethane	<	1		ug/L	
OU3	CARNRW2	7/27/21		Carbon tetrachloride	<	0.5		ug/L	
OU3	CARNRW2	7/27/21		Chlorobenzene	<	0.5		ug/L	
OU3	CARNRW2	7/27/21		Chloroethane	<	0.5		ug/L	
OU3	CARNRW2	7/27/21		Chloroform	<	0.5		ug/L	
OU3	CARNRW2	7/27/21		Chloromethane	<	0.5		ug/L	
OU3	CARNRW2	7/27/21		cis-1,2-Dichloroethene	<	0.5		ug/L	

Attachment 1. Table 1. Groundwater analytical data, Site 300, 2021.

OU	Location	Date	Sample Type	Parameter	LOS Indicator	Result	Error	Units	QA Flag
OU3	CARNRW2	7/27/21		cis-1,3-Dichloropropene	<	0.5		ug/L	
OU3	CARNRW2	7/27/21		Dibromochloromethane	<	0.5		ug/L	
OU3	CARNRW2	7/27/21		Dichlorodifluoromethane	<	0.5		ug/L	
OU3	CARNRW2	7/27/21		Methylene chloride	<	1		ug/L	
OU3	CARNRW2	7/27/21		Tetrachloroethene	<	0.5		ug/L	
OU3	CARNRW2	7/27/21		trans-1,2-Dichloroethene	<	0.5		ug/L	
OU3	CARNRW2	7/27/21		trans-1,3-Dichloropropene	<	0.5		ug/L	
OU3	CARNRW2	7/27/21		Trichloroethene	<	0.5		ug/L	
OU3	CARNRW2	7/27/21		Trichlorofluoromethane	<	0.5		ug/L	
OU3	CARNRW2	7/27/21		Trichlorotrifluoroethane	<	0.5		ug/L	
OU3	CARNRW2	7/27/21		Vinyl chloride	<	0.5		ug/L	
OU3	CARNRW2	7/27/21		HMX	<	1		ug/L	
OU3	CARNRW2	7/27/21		RDX	<	1		ug/L	
OU3	CARNRW2	7/27/21		Gross alpha	<	2	1.3	pCi/L	
OU3	CARNRW2	7/27/21		Gross beta		4.69	1.32	pCi/L	
OU3	CARNRW2	7/27/21		Tritium	<	100	70.1	pCi/L	
OU3	CARNRW2	7/27/21		Field Oxidation Potential (Eh)		86		mVolts	
OU3	CARNRW2	7/27/21		Field pH		8.36		Units	
OU3	CARNRW2	7/27/21		Field Specific Conductance		1194		umhos/cm	
OU3	CARNRW2	7/27/21		Field Temperature		24.1		Degrees C	
OU3	CARNRW2	7/27/21		Antimony	<	0.005		mg/L	
OU3	CARNRW2	7/27/21		Arsenic		0.0041		mg/L	B
OU3	CARNRW2	7/27/21		Barium	<	0.025		mg/L	E
OU3	CARNRW2	7/27/21		Beryllium	<	0.0005		mg/L	
OU3	CARNRW2	7/27/21		Cadmium	<	0.0005		mg/L	E
OU3	CARNRW2	7/27/21		Chromium	<	0.001		mg/L	
OU3	CARNRW2	7/27/21		Cobalt	<	0.025		mg/L	
OU3	CARNRW2	7/27/21		Copper	<	0.01		mg/L	E
OU3	CARNRW2	7/27/21		Lead	<	0.002		mg/L	E
OU3	CARNRW2	7/27/21		Mercury	<	0.0002		mg/L	
OU3	CARNRW2	7/27/21		Molybdenum		0.027		mg/L	
OU3	CARNRW2	7/27/21		Nickel	<	0.005		mg/L	E
OU3	CARNRW2	7/27/21		Selenium	<	0.002		mg/L	E
OU3	CARNRW2	7/27/21		Silver	<	0.0005		mg/L	
OU3	CARNRW2	7/27/21		Thallium	<	0.001		mg/L	
OU3	CARNRW2	7/27/21		Vanadium	<	0.01		mg/L	
OU3	CARNRW2	7/27/21		Zinc	<	0.02		mg/L	
OU3	CARNRW2	7/27/21	DUP	Uranium 234 and 233 (in activity)	<	0.1	0.056	pCi/L	
OU3	CARNRW2	7/27/21	DUP	Uranium 235 and 236 (in activity)	<	0.1	0.035	pCi/L	
OU3	CARNRW2	7/27/21	DUP	Uranium 238 (in activity)	<	0.1	0.036	pCi/L	
OU3	CARNRW2	7/27/21	DUP	Nitrate (as NO3)		0.71		mg/L	
OU3	CARNRW2	7/27/21	DUP	Perchlorate	<	2		ug/L	
OU3	CARNRW2	7/27/21	DUP	1,1-Dichloroethane	<	0.5		ug/L	
OU3	CARNRW2	7/27/21	DUP	1,1-Dichloroethene	<	0.5		ug/L	
OU3	CARNRW2	7/27/21	DUP	1,1,1-Trichloroethane	<	0.5		ug/L	
OU3	CARNRW2	7/27/21	DUP	1,1,2-Trichloroethane	<	0.5		ug/L	
OU3	CARNRW2	7/27/21	DUP	1,1,2,2-Tetrachloroethane	<	0.5		ug/L	
OU3	CARNRW2	7/27/21	DUP	1,2-Dichlorobenzene	<	0.5		ug/L	
OU3	CARNRW2	7/27/21	DUP	1,2-Dichloroethane	<	0.5		ug/L	O
OU3	CARNRW2	7/27/21	DUP	1,2-Dichloroethene (total)	<	1		ug/L	
OU3	CARNRW2	7/27/21	DUP	1,2-Dichloropropane	<	0.5		ug/L	
OU3	CARNRW2	7/27/21	DUP	1,3-Dichlorobenzene	<	0.5		ug/L	
OU3	CARNRW2	7/27/21	DUP	1,4-Dichlorobenzene	<	0.5		ug/L	
OU3	CARNRW2	7/27/21	DUP	2-Chloroethylvinylether	<	1		ug/L	
OU3	CARNRW2	7/27/21	DUP	Bromodichloromethane	<	0.5		ug/L	
OU3	CARNRW2	7/27/21	DUP	Bromoform	<	0.5		ug/L	
OU3	CARNRW2	7/27/21	DUP	Bromomethane	<	0.5		ug/L	
OU3	CARNRW2	7/27/21	DUP	Carbon tetrachloride	<	0.5		ug/L	
OU3	CARNRW2	7/27/21	DUP	Chlorobenzene	<	0.5		ug/L	
OU3	CARNRW2	7/27/21	DUP	Chloroethane	<	0.5		ug/L	
OU3	CARNRW2	7/27/21	DUP	Chloroform	<	0.5		ug/L	
OU3	CARNRW2	7/27/21	DUP	Chloromethane	<	0.5		ug/L	
OU3	CARNRW2	7/27/21	DUP	cis-1,2-Dichloroethene	<	0.5		ug/L	
OU3	CARNRW2	7/27/21	DUP	cis-1,3-Dichloropropene	<	0.5		ug/L	
OU3	CARNRW2	7/27/21	DUP	Dibromochloromethane	<	0.5		ug/L	
OU3	CARNRW2	7/27/21	DUP	Dichlorodifluoromethane	<	0.5		ug/L	

Attachment 1. Table 1. Groundwater analytical data, Site 300, 2021.

OU	Location	Date	Sample Type	Parameter	LOS Indicator	Result	Error	Units	QA Flag
OU3	CARNRW2	7/27/21	DUP	Methylene chloride	<	0.5		ug/L	
OU3	CARNRW2	7/27/21	DUP	Tetrachloroethene	<	0.5		ug/L	
OU3	CARNRW2	7/27/21	DUP	trans-1,2-Dichloroethene	<	0.5		ug/L	
OU3	CARNRW2	7/27/21	DUP	trans-1,3-Dichloropropene	<	0.5		ug/L	
OU3	CARNRW2	7/27/21	DUP	Trichloroethene	<	0.5		ug/L	
OU3	CARNRW2	7/27/21	DUP	Trichlorofluoromethane	<	0.5		ug/L	
OU3	CARNRW2	7/27/21	DUP	Trichlorotrifluoroethane	<	0.5		ug/L	
OU3	CARNRW2	7/27/21	DUP	Vinyl chloride	<	0.5		ug/L	
OU3	CARNRW2	7/27/21	DUP	HMX	<	1		ug/L	
OU3	CARNRW2	7/27/21	DUP	RDX	<	1		ug/L	
OU3	CARNRW2	7/27/21	DUP	Gross alpha	<	2	1.5	pCi/L	O
OU3	CARNRW2	7/27/21	DUP	Gross beta		9.4	2.6	pCi/L	
OU3	CARNRW2	7/27/21	DUP	Tritium	<	100	15	pCi/L	
OU3	CARNRW2	7/27/21	DUP	Antimony	<	0.005		mg/L	
OU3	CARNRW2	7/27/21	DUP	Arsenic		0.003		mg/L	
OU3	CARNRW2	7/27/21	DUP	Barium	<	0.02		mg/L	
OU3	CARNRW2	7/27/21	DUP	Beryllium	<	0.0005		mg/L	
OU3	CARNRW2	7/27/21	DUP	Cadmium	<	0.0005		mg/L	
OU3	CARNRW2	7/27/21	DUP	Chromium	<	0.001		mg/L	
OU3	CARNRW2	7/27/21	DUP	Cobalt	<	0.02		mg/L	
OU3	CARNRW2	7/27/21	DUP	Copper	<	0.01		mg/L	
OU3	CARNRW2	7/27/21	DUP	Lead	<	0.002		mg/L	
OU3	CARNRW2	7/27/21	DUP	Mercury	<	0.0002		mg/L	
OU3	CARNRW2	7/27/21	DUP	Molybdenum	<	0.02		mg/L	
OU3	CARNRW2	7/27/21	DUP	Nickel	<	0.005		mg/L	
OU3	CARNRW2	7/27/21	DUP	Selenium	<	0.002		mg/L	
OU3	CARNRW2	7/27/21	DUP	Silver	<	0.0005		mg/L	
OU3	CARNRW2	7/27/21	DUP	Thallium	<	0.001		mg/L	
OU3	CARNRW2	7/27/21	DUP	Vanadium	<	0.02		mg/L	
OU3	CARNRW2	7/27/21	DUP	Zinc	<	0.02		mg/L	
OU3	CARNRW2	8/31/21		Nitrate (as NO3)	<	0.5		mg/L	
OU3	CARNRW2	8/31/21		Perchlorate	<	2		ug/L	
OU3	CARNRW2	8/31/21		1,1-Dichloroethane	<	0.5		ug/L	
OU3	CARNRW2	8/31/21		1,1-Dichloroethene	<	0.5		ug/L	
OU3	CARNRW2	8/31/21		1,1,1-Trichloroethane	<	0.5		ug/L	
OU3	CARNRW2	8/31/21		1,1,2-Trichloroethane	<	0.5		ug/L	
OU3	CARNRW2	8/31/21		1,1,2,2-Tetrachloroethane	<	0.5		ug/L	
OU3	CARNRW2	8/31/21		1,2-Dichlorobenzene	<	0.5		ug/L	
OU3	CARNRW2	8/31/21		1,2-Dichloroethane	<	0.5		ug/L	
OU3	CARNRW2	8/31/21		1,2-Dichloroethene (total)	<	1		ug/L	
OU3	CARNRW2	8/31/21		1,2-Dichloropropane	<	0.5		ug/L	
OU3	CARNRW2	8/31/21		1,3-Dichlorobenzene	<	0.5		ug/L	
OU3	CARNRW2	8/31/21		1,4-Dichlorobenzene	<	0.5		ug/L	
OU3	CARNRW2	8/31/21		2-Chloroethylvinylether	<	10		ug/L	
OU3	CARNRW2	8/31/21		Bromodichloromethane	<	0.5		ug/L	
OU3	CARNRW2	8/31/21		Bromoform	<	0.5		ug/L	
OU3	CARNRW2	8/31/21		Bromomethane	<	1		ug/L	
OU3	CARNRW2	8/31/21		Carbon tetrachloride	<	0.5		ug/L	
OU3	CARNRW2	8/31/21		Chlorobenzene	<	0.5		ug/L	
OU3	CARNRW2	8/31/21		Chloroethane	<	0.5		ug/L	
OU3	CARNRW2	8/31/21		Chloroform	<	0.5		ug/L	
OU3	CARNRW2	8/31/21		Chloromethane	<	0.5		ug/L	
OU3	CARNRW2	8/31/21		cis-1,2-Dichloroethene	<	0.5		ug/L	
OU3	CARNRW2	8/31/21		cis-1,3-Dichloropropene	<	0.5		ug/L	
OU3	CARNRW2	8/31/21		Dibromochloromethane	<	0.5		ug/L	
OU3	CARNRW2	8/31/21		Dichlorodifluoromethane	<	0.5		ug/L	
OU3	CARNRW2	8/31/21		Methylene chloride	<	1		ug/L	
OU3	CARNRW2	8/31/21		Tetrachloroethene	<	0.5		ug/L	
OU3	CARNRW2	8/31/21		trans-1,2-Dichloroethene	<	0.5		ug/L	
OU3	CARNRW2	8/31/21		trans-1,3-Dichloropropene	<	0.5		ug/L	
OU3	CARNRW2	8/31/21		Trichloroethene	<	0.5		ug/L	
OU3	CARNRW2	8/31/21		Trichlorofluoromethane	<	0.5		ug/L	
OU3	CARNRW2	8/31/21		Trichlorotrifluoroethane	<	0.5		ug/L	
OU3	CARNRW2	8/31/21		Vinyl chloride	<	0.5		ug/L	
OU3	CARNRW2	8/31/21		Tritium	<	100	64.3	pCi/L	
OU3	CARNRW2	8/31/21		Field Oxidation Potential (Eh)		107		mVolts	

Attachment 1. Table 1. Groundwater analytical data, Site 300, 2021.

OU	Location	Date	Sample Type	Parameter	LOS Indicator	Result	Error	Units	QA Flag
OU3	CARNRW2	8/31/21		Field pH		8.63		Units	
OU3	CARNRW2	8/31/21		Field Specific Conductance		1183		umhos/cm	
OU3	CARNRW2	8/31/21		Field Temperature		22.4		Degrees C	
OU3	CARNRW2	8/31/21	DUP	Nitrate (as NO3)	<	0.5		mg/L	
OU3	CARNRW2	8/31/21	DUP	Perchlorate	<	2		ug/L	
OU3	CARNRW2	8/31/21	DUP	1,1-Dichloroethane	<	0.5		ug/L	
OU3	CARNRW2	8/31/21	DUP	1,1-Dichloroethene	<	0.5		ug/L	
OU3	CARNRW2	8/31/21	DUP	1,1,1-Trichloroethane	<	0.5		ug/L	
OU3	CARNRW2	8/31/21	DUP	1,1,2-Trichloroethane	<	0.5		ug/L	
OU3	CARNRW2	8/31/21	DUP	1,1,2,2-Tetrachloroethane	<	0.5		ug/L	
OU3	CARNRW2	8/31/21	DUP	1,2-Dichlorobenzene	<	0.5		ug/L	
OU3	CARNRW2	8/31/21	DUP	1,2-Dichloroethane	<	0.5		ug/L	
OU3	CARNRW2	8/31/21	DUP	1,2-Dichloroethene (total)	<	1		ug/L	
OU3	CARNRW2	8/31/21	DUP	1,2-Dichloropropane	<	0.5		ug/L	
OU3	CARNRW2	8/31/21	DUP	1,3-Dichlorobenzene	<	0.5		ug/L	
OU3	CARNRW2	8/31/21	DUP	1,4-Dichlorobenzene	<	0.5		ug/L	
OU3	CARNRW2	8/31/21	DUP	2-Chloroethylvinylether	<	1		ug/L	
OU3	CARNRW2	8/31/21	DUP	Bromodichloromethane	<	0.5		ug/L	
OU3	CARNRW2	8/31/21	DUP	Bromoform	<	0.5		ug/L	
OU3	CARNRW2	8/31/21	DUP	Bromomethane	<	0.5		ug/L	
OU3	CARNRW2	8/31/21	DUP	Carbon tetrachloride	<	0.5		ug/L	
OU3	CARNRW2	8/31/21	DUP	Chlorobenzene	<	0.5		ug/L	
OU3	CARNRW2	8/31/21	DUP	Chloroethane	<	0.5		ug/L	
OU3	CARNRW2	8/31/21	DUP	Chloroform	<	0.5		ug/L	
OU3	CARNRW2	8/31/21	DUP	Chloromethane	<	0.5		ug/L	
OU3	CARNRW2	8/31/21	DUP	cis-1,2-Dichloroethene	<	0.5		ug/L	
OU3	CARNRW2	8/31/21	DUP	cis-1,3-Dichloropropene	<	0.5		ug/L	
OU3	CARNRW2	8/31/21	DUP	Dibromochloromethane	<	0.5		ug/L	
OU3	CARNRW2	8/31/21	DUP	Dichlorodifluoromethane	<	0.5		ug/L	
OU3	CARNRW2	8/31/21	DUP	Methylene chloride	<	0.5		ug/L	
OU3	CARNRW2	8/31/21	DUP	Tetrachloroethene	<	0.5		ug/L	
OU3	CARNRW2	8/31/21	DUP	trans-1,2-Dichloroethene	<	0.5		ug/L	
OU3	CARNRW2	8/31/21	DUP	trans-1,3-Dichloropropene	<	0.5		ug/L	
OU3	CARNRW2	8/31/21	DUP	Trichloroethene	<	0.5		ug/L	
OU3	CARNRW2	8/31/21	DUP	Trichlorofluoromethane	<	0.5		ug/L	
OU3	CARNRW2	8/31/21	DUP	Trichlorotrifluoroethane	<	0.5		ug/L	
OU3	CARNRW2	8/31/21	DUP	Vinyl chloride	<	0.5		ug/L	
OU3	CARNRW2	8/31/21	DUP	Tritium	<	100	30	pCi/L	
OU3	CARNRW2	9/22/21		Nitrate (as NO3)	<	0.5		mg/L	
OU3	CARNRW2	9/22/21		Perchlorate	<	2		ug/L	
OU3	CARNRW2	9/22/21		1,1-Dichloroethane	<	0.5		ug/L	
OU3	CARNRW2	9/22/21		1,1-Dichloroethene	<	0.5		ug/L	
OU3	CARNRW2	9/22/21		1,1,1-Trichloroethane	<	0.5		ug/L	
OU3	CARNRW2	9/22/21		1,1,2-Trichloroethane	<	0.5		ug/L	
OU3	CARNRW2	9/22/21		1,1,2,2-Tetrachloroethane	<	0.5		ug/L	
OU3	CARNRW2	9/22/21		1,2-Dichlorobenzene	<	0.5		ug/L	
OU3	CARNRW2	9/22/21		1,2-Dichloroethane	<	0.5		ug/L	
OU3	CARNRW2	9/22/21		1,2-Dichloroethene (total)	<	1		ug/L	
OU3	CARNRW2	9/22/21		1,2-Dichloropropane	<	0.5		ug/L	
OU3	CARNRW2	9/22/21		1,3-Dichlorobenzene	<	0.5		ug/L	
OU3	CARNRW2	9/22/21		1,4-Dichlorobenzene	<	0.5		ug/L	
OU3	CARNRW2	9/22/21		2-Chloroethylvinylether	<	10		ug/L	
OU3	CARNRW2	9/22/21		Bromodichloromethane	<	0.5		ug/L	
OU3	CARNRW2	9/22/21		Bromoform	<	0.5		ug/L	
OU3	CARNRW2	9/22/21		Bromomethane	<	1		ug/L	
OU3	CARNRW2	9/22/21		Carbon tetrachloride	<	0.5		ug/L	
OU3	CARNRW2	9/22/21		Chlorobenzene	<	0.5		ug/L	
OU3	CARNRW2	9/22/21		Chloroethane	<	0.5		ug/L	
OU3	CARNRW2	9/22/21		Chloroform	<	0.5		ug/L	
OU3	CARNRW2	9/22/21		Chloromethane	<	0.5		ug/L	
OU3	CARNRW2	9/22/21		cis-1,2-Dichloroethene	<	0.5		ug/L	
OU3	CARNRW2	9/22/21		cis-1,3-Dichloropropene	<	0.5		ug/L	
OU3	CARNRW2	9/22/21		Dibromochloromethane	<	0.5		ug/L	
OU3	CARNRW2	9/22/21		Dichlorodifluoromethane	<	0.5		ug/L	
OU3	CARNRW2	9/22/21		Methylene chloride	<	1		ug/L	
OU3	CARNRW2	9/22/21		Tetrachloroethene	<	0.5		ug/L	

Attachment 1. Table 1. Groundwater analytical data, Site 300, 2021.

OU	Location	Date	Sample Type	Parameter	LOS Indicator	Result	Error	Units	QA Flag
OU3	CARNRW2	9/22/21		trans-1,2-Dichloroethene	<	0.5		ug/L	
OU3	CARNRW2	9/22/21		trans-1,3-Dichloropropene	<	0.5		ug/L	
OU3	CARNRW2	9/22/21		Trichloroethene	<	0.5		ug/L	
OU3	CARNRW2	9/22/21		Trichlorofluoromethane	<	0.5		ug/L	
OU3	CARNRW2	9/22/21		Trichlorotrifluoroethane	<	0.5		ug/L	
OU3	CARNRW2	9/22/21		Vinyl chloride	<	0.5		ug/L	
OU3	CARNRW2	9/22/21		Tritium	<	100	63.3	pCi/L	
OU3	CARNRW2	9/22/21		Field Oxidation Potential (Eh)		94		mVolts	
OU3	CARNRW2	9/22/21		Field pH		8.61		Units	
OU3	CARNRW2	9/22/21		Field Specific Conductance		1195		umhos/cm	
OU3	CARNRW2	9/22/21		Field Temperature		23.5		Degrees C	
OU3	CARNRW2	9/22/21	DUP	Nitrate (as NO3)	<	0.5		mg/L	
OU3	CARNRW2	9/22/21	DUP	Perchlorate	<	2		ug/L	
OU3	CARNRW2	9/22/21	DUP	1,1-Dichloroethane	<	0.5		ug/L	
OU3	CARNRW2	9/22/21	DUP	1,1-Dichloroethene	<	0.5		ug/L	
OU3	CARNRW2	9/22/21	DUP	1,1,1-Trichloroethane	<	0.5		ug/L	
OU3	CARNRW2	9/22/21	DUP	1,1,2-Trichloroethane	<	0.5		ug/L	
OU3	CARNRW2	9/22/21	DUP	1,1,2,2-Tetrachloroethane	<	0.5		ug/L	
OU3	CARNRW2	9/22/21	DUP	1,2-Dichlorobenzene	<	0.5		ug/L	
OU3	CARNRW2	9/22/21	DUP	1,2-Dichloroethane	<	0.5		ug/L	
OU3	CARNRW2	9/22/21	DUP	1,2-Dichloroethene (total)	<	1		ug/L	
OU3	CARNRW2	9/22/21	DUP	1,2-Dichloropropane	<	0.5		ug/L	
OU3	CARNRW2	9/22/21	DUP	1,3-Dichlorobenzene	<	0.5		ug/L	
OU3	CARNRW2	9/22/21	DUP	1,4-Dichlorobenzene	<	0.5		ug/L	
OU3	CARNRW2	9/22/21	DUP	2-Chloroethylvinylether	<	1		ug/L	
OU3	CARNRW2	9/22/21	DUP	Bromodichloromethane	<	0.5		ug/L	
OU3	CARNRW2	9/22/21	DUP	Bromoform	<	0.5		ug/L	
OU3	CARNRW2	9/22/21	DUP	Bromomethane	<	0.5		ug/L	
OU3	CARNRW2	9/22/21	DUP	Carbon tetrachloride	<	0.5		ug/L	
OU3	CARNRW2	9/22/21	DUP	Chlorobenzene	<	0.5		ug/L	
OU3	CARNRW2	9/22/21	DUP	Chloroethane	<	0.5		ug/L	
OU3	CARNRW2	9/22/21	DUP	Chloroform	<	0.5		ug/L	
OU3	CARNRW2	9/22/21	DUP	Chloromethane	<	0.5		ug/L	
OU3	CARNRW2	9/22/21	DUP	cis-1,2-Dichloroethene	<	0.5		ug/L	
OU3	CARNRW2	9/22/21	DUP	cis-1,3-Dichloropropene	<	0.5		ug/L	
OU3	CARNRW2	9/22/21	DUP	Dibromochloromethane	<	0.5		ug/L	
OU3	CARNRW2	9/22/21	DUP	Dichlorodifluoromethane	<	0.5		ug/L	L
OU3	CARNRW2	9/22/21	DUP	Methylene chloride	<	0.5		ug/L	
OU3	CARNRW2	9/22/21	DUP	Tetrachloroethene	<	0.5		ug/L	
OU3	CARNRW2	9/22/21	DUP	trans-1,2-Dichloroethene	<	0.5		ug/L	
OU3	CARNRW2	9/22/21	DUP	trans-1,3-Dichloropropene	<	0.5		ug/L	
OU3	CARNRW2	9/22/21	DUP	Trichloroethene	<	0.5		ug/L	
OU3	CARNRW2	9/22/21	DUP	Trichlorofluoromethane	<	0.5		ug/L	
OU3	CARNRW2	9/22/21	DUP	Trichlorotrifluoroethane	<	0.5		ug/L	
OU3	CARNRW2	9/22/21	DUP	Vinyl chloride	<	0.5		ug/L	
OU3	CARNRW2	9/22/21	DUP	Tritium	<	100	29	pCi/L	
OU3	CARNRW2	10/19/21		Uranium 234 and 233 (in activity)	<	0.1	0.0299	pCi/L	
OU3	CARNRW2	10/19/21		Uranium 235 and 236 (in activity)	<	0.1	0.0243	pCi/L	O
OU3	CARNRW2	10/19/21		Uranium 238 (in activity)	<	0.1	0.027	pCi/L	
OU3	CARNRW2	10/19/21		Nitrate (as NO3)		1.5		mg/L	
OU3	CARNRW2	10/19/21		Perchlorate	<	2		ug/L	
OU3	CARNRW2	10/19/21		1,1-Dichloroethane	<	0.5		ug/L	
OU3	CARNRW2	10/19/21		1,1-Dichloroethene	<	0.5		ug/L	
OU3	CARNRW2	10/19/21		1,1,1-Trichloroethane	<	0.5		ug/L	
OU3	CARNRW2	10/19/21		1,1,2-Trichloroethane	<	0.5		ug/L	
OU3	CARNRW2	10/19/21		1,1,2,2-Tetrachloroethane	<	0.5		ug/L	
OU3	CARNRW2	10/19/21		1,2-Dichlorobenzene	<	0.5		ug/L	
OU3	CARNRW2	10/19/21		1,2-Dichloroethane	<	0.5		ug/L	
OU3	CARNRW2	10/19/21		1,2-Dichloroethene (total)	<	1		ug/L	
OU3	CARNRW2	10/19/21		1,2-Dichloropropane	<	0.5		ug/L	
OU3	CARNRW2	10/19/21		1,3-Dichlorobenzene	<	0.5		ug/L	
OU3	CARNRW2	10/19/21		1,4-Dichlorobenzene	<	0.5		ug/L	
OU3	CARNRW2	10/19/21		2-Chloroethylvinylether	<	10		ug/L	
OU3	CARNRW2	10/19/21		Bromodichloromethane	<	0.5		ug/L	
OU3	CARNRW2	10/19/21		Bromoform	<	0.5		ug/L	
OU3	CARNRW2	10/19/21		Bromomethane	<	1		ug/L	

Attachment 1. Table 1. Groundwater analytical data, Site 300, 2021.

OU	Location	Date	Sample Type	Parameter	LOS Indicator	Result	Error	Units	QA Flag
OU3	CARNRW2	10/19/21		Carbon tetrachloride	<	0.5		ug/L	
OU3	CARNRW2	10/19/21		Chlorobenzene	<	0.5		ug/L	
OU3	CARNRW2	10/19/21		Chloroethane	<	0.5		ug/L	
OU3	CARNRW2	10/19/21		Chloroform	<	0.5		ug/L	
OU3	CARNRW2	10/19/21		Chloromethane	<	0.5		ug/L	
OU3	CARNRW2	10/19/21		cis-1,2-Dichloroethene	<	0.5		ug/L	
OU3	CARNRW2	10/19/21		cis-1,3-Dichloropropene	<	0.5		ug/L	
OU3	CARNRW2	10/19/21		Dibromochloromethane	<	0.5		ug/L	
OU3	CARNRW2	10/19/21		Dichlorodifluoromethane	<	0.5		ug/L	
OU3	CARNRW2	10/19/21		Methylene chloride	<	1		ug/L	
OU3	CARNRW2	10/19/21		Tetrachloroethene	<	0.5		ug/L	
OU3	CARNRW2	10/19/21		trans-1,2-Dichloroethene	<	0.5		ug/L	
OU3	CARNRW2	10/19/21		trans-1,3-Dichloropropene	<	0.5		ug/L	
OU3	CARNRW2	10/19/21		Trichloroethene	<	0.5		ug/L	
OU3	CARNRW2	10/19/21		Trichlorofluoromethane	<	0.5		ug/L	
OU3	CARNRW2	10/19/21		Trichlorotrifluoroethane	<	0.5		ug/L	
OU3	CARNRW2	10/19/21		Vinyl chloride	<	0.5		ug/L	
OU3	CARNRW2	10/19/21		HMX	<	1.1		ug/L	D
OU3	CARNRW2	10/19/21		RDX	<	1.1		ug/L	D
OU3	CARNRW2	10/19/21		Gross alpha	<	2	1.15	pCi/L	
OU3	CARNRW2	10/19/21		Gross beta		6.01	1.89	pCi/L	
OU3	CARNRW2	10/19/21		Tritium	<	100	60.8	pCi/L	
OU3	CARNRW2	10/19/21		Field Oxidation Potential (Eh)		66		mVolts	
OU3	CARNRW2	10/19/21		Field pH		8.35		Units	
OU3	CARNRW2	10/19/21		Field Specific Conductance		1181		umhos/cm	
OU3	CARNRW2	10/19/21		Field Temperature		21		Degrees C	
OU3	CARNRW2	10/19/21		Antimony	<	0.005		mg/L	
OU3	CARNRW2	10/19/21		Arsenic		0.0038		mg/L	
OU3	CARNRW2	10/19/21		Barium	<	0.025		mg/L	E
OU3	CARNRW2	10/19/21		Beryllium	<	0.0005		mg/L	
OU3	CARNRW2	10/19/21		Cadmium	<	0.0005		mg/L	E
OU3	CARNRW2	10/19/21		Chromium	<	0.002		mg/L	BDE
OU3	CARNRW2	10/19/21		Cobalt	<	0.025		mg/L	
OU3	CARNRW2	10/19/21		Copper	<	0.01		mg/L	E
OU3	CARNRW2	10/19/21		Lead	<	0.002		mg/L	E
OU3	CARNRW2	10/19/21		Mercury	<	0.0002		mg/L	
OU3	CARNRW2	10/19/21		Molybdenum		0.026		mg/L	
OU3	CARNRW2	10/19/21		Nickel	<	0.005		mg/L	E
OU3	CARNRW2	10/19/21		Selenium	<	0.002		mg/L	E
OU3	CARNRW2	10/19/21		Silver	<	0.0005		mg/L	
OU3	CARNRW2	10/19/21		Thallium	<	0.001		mg/L	
OU3	CARNRW2	10/19/21		Vanadium	<	0.025		mg/L	
OU3	CARNRW2	10/19/21		Zinc	<	0.02		mg/L	E
OU3	CARNRW2	10/19/21	DUP	Uranium 234 and 233 (in activity)	<	0.1	0.035	pCi/L	
OU3	CARNRW2	10/19/21	DUP	Uranium 235 and 236 (in activity)	<	0.1	0.038	pCi/L	
OU3	CARNRW2	10/19/21	DUP	Uranium 238 (in activity)	<	0.1	0.038	pCi/L	
OU3	CARNRW2	10/19/21	DUP	Nitrate (as NO3)		1.2		mg/L	
OU3	CARNRW2	10/19/21	DUP	Perchlorate	<	2		ug/L	
OU3	CARNRW2	10/19/21	DUP	1,1-Dichloroethane	<	0.5		ug/L	
OU3	CARNRW2	10/19/21	DUP	1,1-Dichloroethene	<	0.5		ug/L	O
OU3	CARNRW2	10/19/21	DUP	1,1,1-Trichloroethane	<	0.5		ug/L	O
OU3	CARNRW2	10/19/21	DUP	1,1,2-Trichloroethane	<	0.5		ug/L	
OU3	CARNRW2	10/19/21	DUP	1,1,2,2-Tetrachloroethane	<	0.5		ug/L	
OU3	CARNRW2	10/19/21	DUP	1,2-Dichlorobenzene	<	0.5		ug/L	
OU3	CARNRW2	10/19/21	DUP	1,2-Dichloroethane	<	0.5		ug/L	O
OU3	CARNRW2	10/19/21	DUP	1,2-Dichloroethene (total)	<	1		ug/L	O
OU3	CARNRW2	10/19/21	DUP	1,2-Dichloropropane	<	0.5		ug/L	
OU3	CARNRW2	10/19/21	DUP	1,3-Dichlorobenzene	<	0.5		ug/L	
OU3	CARNRW2	10/19/21	DUP	1,4-Dichlorobenzene	<	0.5		ug/L	
OU3	CARNRW2	10/19/21	DUP	2-Chloroethylvinylether	<	1		ug/L	
OU3	CARNRW2	10/19/21	DUP	Bromodichloromethane	<	0.5		ug/L	
OU3	CARNRW2	10/19/21	DUP	Bromoform	<	0.5		ug/L	
OU3	CARNRW2	10/19/21	DUP	Bromomethane	<	0.5		ug/L	
OU3	CARNRW2	10/19/21	DUP	Carbon tetrachloride	<	0.5		ug/L	
OU3	CARNRW2	10/19/21	DUP	Chlorobenzene	<	0.5		ug/L	
OU3	CARNRW2	10/19/21	DUP	Chloroethane	<	0.5		ug/L	

Attachment 1. Table 1. Groundwater analytical data, Site 300, 2021.

OU	Location	Date	Sample Type	Parameter	LOS Indicator	Result	Error	Units	QA Flag
OU3	CARNRW2	10/19/21	DUP	Chloroform	<	0.5		ug/L	
OU3	CARNRW2	10/19/21	DUP	Chloromethane	<	0.5		ug/L	
OU3	CARNRW2	10/19/21	DUP	cis-1,2-Dichloroethene	<	0.5		ug/L	O
OU3	CARNRW2	10/19/21	DUP	cis-1,3-Dichloropropene	<	0.5		ug/L	
OU3	CARNRW2	10/19/21	DUP	Dibromochloromethane	<	0.5		ug/L	
OU3	CARNRW2	10/19/21	DUP	Dichlorodifluoromethane	<	0.5		ug/L	
OU3	CARNRW2	10/19/21	DUP	Methylene chloride	<	0.5		ug/L	O
OU3	CARNRW2	10/19/21	DUP	Tetrachloroethene	<	0.5		ug/L	
OU3	CARNRW2	10/19/21	DUP	trans-1,2-Dichloroethene	<	0.5		ug/L	
OU3	CARNRW2	10/19/21	DUP	trans-1,3-Dichloropropene	<	0.5		ug/L	
OU3	CARNRW2	10/19/21	DUP	Trichloroethene	<	0.5		ug/L	
OU3	CARNRW2	10/19/21	DUP	Trichlorofluoromethane	<	0.5		ug/L	
OU3	CARNRW2	10/19/21	DUP	Trichlorotrifluoroethane	<	0.5		ug/L	
OU3	CARNRW2	10/19/21	DUP	Vinyl chloride	<	0.5		ug/L	
OU3	CARNRW2	10/19/21	DUP	HMX	<	1		ug/L	
OU3	CARNRW2	10/19/21	DUP	RDX	<	1		ug/L	
OU3	CARNRW2	10/19/21	DUP	Gross alpha	<	2	2.9	pCi/L	
OU3	CARNRW2	10/19/21	DUP	Gross beta		15.2	4.4	pCi/L	
OU3	CARNRW2	10/19/21	DUP	Tritium	<	100	25	pCi/L	
OU3	CARNRW2	10/19/21	DUP	Antimony	<	0.005		mg/L	
OU3	CARNRW2	10/19/21	DUP	Arsenic		0.002		mg/L	
OU3	CARNRW2	10/19/21	DUP	Barium	<	0.02		mg/L	
OU3	CARNRW2	10/19/21	DUP	Beryllium	<	0.0005		mg/L	
OU3	CARNRW2	10/19/21	DUP	Cadmium	<	0.0005		mg/L	
OU3	CARNRW2	10/19/21	DUP	Chromium	<	0.001		mg/L	
OU3	CARNRW2	10/19/21	DUP	Cobalt	<	0.02		mg/L	
OU3	CARNRW2	10/19/21	DUP	Copper	<	0.01		mg/L	
OU3	CARNRW2	10/19/21	DUP	Lead	<	0.002		mg/L	
OU3	CARNRW2	10/19/21	DUP	Mercury	<	0.0002		mg/L	
OU3	CARNRW2	10/19/21	DUP	Molybdenum	<	0.02		mg/L	
OU3	CARNRW2	10/19/21	DUP	Nickel	<	0.005		mg/L	
OU3	CARNRW2	10/19/21	DUP	Selenium	<	0.002		mg/L	
OU3	CARNRW2	10/19/21	DUP	Silver	<	0.0005		mg/L	
OU3	CARNRW2	10/19/21	DUP	Thallium	<	0.001		mg/L	
OU3	CARNRW2	10/19/21	DUP	Vanadium	<	0.02		mg/L	
OU3	CARNRW2	10/19/21	DUP	Zinc	<	0.02		mg/L	
OU3	CARNRW2	11/17/21		Nitrate (as NO3)	<	0.5		mg/L	
OU3	CARNRW2	11/17/21		Perchlorate	<	2		ug/L	
OU3	CARNRW2	11/17/21		1,1-Dichloroethane	<	0.5		ug/L	
OU3	CARNRW2	11/17/21		1,1-Dichloroethene	<	0.5		ug/L	
OU3	CARNRW2	11/17/21		1,1,1-Trichloroethane	<	0.5		ug/L	
OU3	CARNRW2	11/17/21		1,1,2-Trichloroethane	<	0.5		ug/L	
OU3	CARNRW2	11/17/21		1,1,2,2-Tetrachloroethane	<	0.5		ug/L	
OU3	CARNRW2	11/17/21		1,2-Dichlorobenzene	<	0.5		ug/L	
OU3	CARNRW2	11/17/21		1,2-Dichloroethane	<	0.5		ug/L	
OU3	CARNRW2	11/17/21		1,2-Dichloroethene (total)	<	1		ug/L	
OU3	CARNRW2	11/17/21		1,2-Dichloropropane	<	0.5		ug/L	
OU3	CARNRW2	11/17/21		1,3-Dichlorobenzene	<	0.5		ug/L	
OU3	CARNRW2	11/17/21		1,4-Dichlorobenzene	<	0.5		ug/L	
OU3	CARNRW2	11/17/21		2-Chloroethylvinylether	<	10		ug/L	
OU3	CARNRW2	11/17/21		Bromodichloromethane	<	0.5		ug/L	
OU3	CARNRW2	11/17/21		Bromoform	<	0.5		ug/L	
OU3	CARNRW2	11/17/21		Bromomethane	<	1		ug/L	
OU3	CARNRW2	11/17/21		Carbon tetrachloride	<	0.5		ug/L	
OU3	CARNRW2	11/17/21		Chlorobenzene	<	0.5		ug/L	
OU3	CARNRW2	11/17/21		Chloroethane	<	0.5		ug/L	
OU3	CARNRW2	11/17/21		Chloroform	<	0.5		ug/L	
OU3	CARNRW2	11/17/21		Chloromethane	<	0.5		ug/L	
OU3	CARNRW2	11/17/21		cis-1,2-Dichloroethene	<	0.5		ug/L	
OU3	CARNRW2	11/17/21		cis-1,3-Dichloropropene	<	0.5		ug/L	
OU3	CARNRW2	11/17/21		Dibromochloromethane	<	0.5		ug/L	
OU3	CARNRW2	11/17/21		Dichlorodifluoromethane	<	0.5		ug/L	
OU3	CARNRW2	11/17/21		Methylene chloride	<	1		ug/L	
OU3	CARNRW2	11/17/21		Tetrachloroethene	<	0.5		ug/L	
OU3	CARNRW2	11/17/21		trans-1,2-Dichloroethene	<	0.5		ug/L	
OU3	CARNRW2	11/17/21		trans-1,3-Dichloropropene	<	0.5		ug/L	

Attachment 1. Table 1. Groundwater analytical data, Site 300, 2021.

OU	Location	Date	Sample Type	Parameter	LOS Indicator	Result	Error	Units	QA Flag
OU3	CARNRW2	11/17/21		Trichloroethene	<	0.5		ug/L	
OU3	CARNRW2	11/17/21		Trichlorofluoromethane	<	0.5		ug/L	
OU3	CARNRW2	11/17/21		Trichlorotrifluoroethane	<	0.5		ug/L	
OU3	CARNRW2	11/17/21		Vinyl chloride	<	0.5		ug/L	
OU3	CARNRW2	11/17/21		Tritium	<	100	59.7	pCi/L	
OU3	CARNRW2	11/17/21		Field Oxidation Potential (Eh)		97		mVolts	
OU3	CARNRW2	11/17/21		Field pH		8.45		Units	
OU3	CARNRW2	11/17/21		Field Specific Conductance		1193		umhos/cm	
OU3	CARNRW2	11/17/21		Field Temperature		20.6		Degrees C	
OU3	CARNRW2	11/17/21	DUP	Nitrate (as NO3)	<	0.5		mg/L	
OU3	CARNRW2	11/17/21	DUP	Perchlorate	<	2		ug/L	
OU3	CARNRW2	11/17/21	DUP	1,1-Dichloroethane	<	0.5		ug/L	
OU3	CARNRW2	11/17/21	DUP	1,1-Dichloroethene	<	0.5		ug/L	
OU3	CARNRW2	11/17/21	DUP	1,1,1-Trichloroethane	<	0.5		ug/L	
OU3	CARNRW2	11/17/21	DUP	1,1,2-Trichloroethane	<	0.5		ug/L	
OU3	CARNRW2	11/17/21	DUP	1,1,2,2-Tetrachloroethane	<	0.5		ug/L	
OU3	CARNRW2	11/17/21	DUP	1,2-Dichlorobenzene	<	0.5		ug/L	
OU3	CARNRW2	11/17/21	DUP	1,2-Dichloroethane	<	0.5		ug/L	
OU3	CARNRW2	11/17/21	DUP	1,2-Dichloroethene (total)	<	1		ug/L	
OU3	CARNRW2	11/17/21	DUP	1,2-Dichloropropane	<	0.5		ug/L	
OU3	CARNRW2	11/17/21	DUP	1,3-Dichlorobenzene	<	0.5		ug/L	
OU3	CARNRW2	11/17/21	DUP	1,4-Dichlorobenzene	<	0.5		ug/L	
OU3	CARNRW2	11/17/21	DUP	2-Chloroethylvinylether	<	1		ug/L	
OU3	CARNRW2	11/17/21	DUP	Bromodichloromethane	<	0.5		ug/L	
OU3	CARNRW2	11/17/21	DUP	Bromoform	<	0.5		ug/L	
OU3	CARNRW2	11/17/21	DUP	Bromomethane	<	0.5		ug/L	
OU3	CARNRW2	11/17/21	DUP	Carbon tetrachloride	<	0.5		ug/L	
OU3	CARNRW2	11/17/21	DUP	Chlorobenzene	<	0.5		ug/L	
OU3	CARNRW2	11/17/21	DUP	Chloroethane	<	0.5		ug/L	
OU3	CARNRW2	11/17/21	DUP	Chloroform	<	0.5		ug/L	
OU3	CARNRW2	11/17/21	DUP	Chloromethane	<	0.5		ug/L	
OU3	CARNRW2	11/17/21	DUP	cis-1,2-Dichloroethene	<	0.5		ug/L	
OU3	CARNRW2	11/17/21	DUP	cis-1,3-Dichloropropene	<	0.5		ug/L	
OU3	CARNRW2	11/17/21	DUP	Dibromochloromethane	<	0.5		ug/L	
OU3	CARNRW2	11/17/21	DUP	Dichlorodifluoromethane	<	0.5		ug/L	
OU3	CARNRW2	11/17/21	DUP	Methylene chloride	<	0.5		ug/L	
OU3	CARNRW2	11/17/21	DUP	Tetrachloroethene	<	0.5		ug/L	
OU3	CARNRW2	11/17/21	DUP	trans-1,2-Dichloroethene	<	0.5		ug/L	
OU3	CARNRW2	11/17/21	DUP	trans-1,3-Dichloropropene	<	0.5		ug/L	
OU3	CARNRW2	11/17/21	DUP	Trichloroethene	<	0.5		ug/L	
OU3	CARNRW2	11/17/21	DUP	Trichlorofluoromethane	<	0.5		ug/L	
OU3	CARNRW2	11/17/21	DUP	Trichlorotrifluoroethane	<	0.5		ug/L	
OU3	CARNRW2	11/17/21	DUP	Vinyl chloride	<	0.5		ug/L	
OU3	CARNRW2	11/17/21	DUP	Tritium	<	100	37	pCi/L	BO
OU3	CARNRW2	12/13/21		Nitrate (as NO3)		0.75		mg/L	
OU3	CARNRW2	12/13/21		Perchlorate	<	2		ug/L	
OU3	CARNRW2	12/13/21		1,1-Dichloroethane	<	0.5		ug/L	
OU3	CARNRW2	12/13/21		1,1-Dichloroethene	<	0.5		ug/L	
OU3	CARNRW2	12/13/21		1,1,1-Trichloroethane	<	0.5		ug/L	
OU3	CARNRW2	12/13/21		1,1,2-Trichloroethane	<	0.5		ug/L	
OU3	CARNRW2	12/13/21		1,1,2,2-Tetrachloroethane	<	0.5		ug/L	
OU3	CARNRW2	12/13/21		1,2-Dichlorobenzene	<	0.5		ug/L	
OU3	CARNRW2	12/13/21		1,2-Dichloroethane	<	0.5		ug/L	
OU3	CARNRW2	12/13/21		1,2-Dichloroethene (total)	<	1		ug/L	
OU3	CARNRW2	12/13/21		1,2-Dichloropropane	<	0.5		ug/L	
OU3	CARNRW2	12/13/21		1,3-Dichlorobenzene	<	0.5		ug/L	
OU3	CARNRW2	12/13/21		1,4-Dichlorobenzene	<	0.5		ug/L	
OU3	CARNRW2	12/13/21		2-Chloroethylvinylether	<	10		ug/L	
OU3	CARNRW2	12/13/21		Bromodichloromethane	<	0.5		ug/L	
OU3	CARNRW2	12/13/21		Bromoform	<	0.5		ug/L	
OU3	CARNRW2	12/13/21		Bromomethane	<	1		ug/L	
OU3	CARNRW2	12/13/21		Carbon tetrachloride	<	0.5		ug/L	
OU3	CARNRW2	12/13/21		Chlorobenzene	<	0.5		ug/L	
OU3	CARNRW2	12/13/21		Chloroethane	<	0.5		ug/L	
OU3	CARNRW2	12/13/21		Chloroform	<	0.5		ug/L	
OU3	CARNRW2	12/13/21		Chloromethane	<	0.5		ug/L	

Attachment 1. Table 1. Groundwater analytical data, Site 300, 2021.

OU	Location	Date	Sample Type	Parameter	LOS Indicator	Result	Error	Units	QA Flag
OU3	CARNRW2	12/13/21		cis-1,2-Dichloroethene	<	0.5		ug/L	
OU3	CARNRW2	12/13/21		cis-1,3-Dichloropropene	<	0.5		ug/L	
OU3	CARNRW2	12/13/21		Dibromochloromethane	<	0.5		ug/L	
OU3	CARNRW2	12/13/21		Dichlorodifluoromethane	<	0.5		ug/L	
OU3	CARNRW2	12/13/21		Methylene chloride	<	1		ug/L	
OU3	CARNRW2	12/13/21		Tetrachloroethene	<	0.5		ug/L	
OU3	CARNRW2	12/13/21		trans-1,2-Dichloroethene	<	0.5		ug/L	
OU3	CARNRW2	12/13/21		trans-1,3-Dichloropropene	<	0.5		ug/L	
OU3	CARNRW2	12/13/21		Trichloroethene	<	0.5		ug/L	
OU3	CARNRW2	12/13/21		Trichlorofluoromethane	<	0.5		ug/L	
OU3	CARNRW2	12/13/21		Trichlorotrifluoroethane	<	0.5		ug/L	
OU3	CARNRW2	12/13/21		Vinyl chloride	<	0.5		ug/L	
OU3	CARNRW2	12/13/21		Tritium	<	100	58.3	pCi/L	
OU3	CARNRW2	12/13/21		Field Oxidation Potential (Eh)		233		mVolts	
OU3	CARNRW2	12/13/21		Field pH		8.17		Units	
OU3	CARNRW2	12/13/21		Field Specific Conductance		1118		umhos/cm	
OU3	CARNRW2	12/13/21		Field Temperature		17.9		Degrees C	
OU3	CARNRW2	12/13/21	DUP	Nitrate (as NO3)		0.97		mg/L	
OU3	CARNRW2	12/13/21	DUP	Perchlorate	<	2		ug/L	
OU3	CARNRW2	12/13/21	DUP	1,1-Dichloroethane	<	0.5		ug/L	
OU3	CARNRW2	12/13/21	DUP	1,1-Dichloroethene	<	0.5		ug/L	
OU3	CARNRW2	12/13/21	DUP	1,1,1-Trichloroethane	<	0.5		ug/L	
OU3	CARNRW2	12/13/21	DUP	1,1,2-Trichloroethane	<	0.5		ug/L	
OU3	CARNRW2	12/13/21	DUP	1,1,2,2-Tetrachloroethane	<	0.5		ug/L	
OU3	CARNRW2	12/13/21	DUP	1,2-Dichlorobenzene	<	0.5		ug/L	
OU3	CARNRW2	12/13/21	DUP	1,2-Dichloroethane	<	0.5		ug/L	O
OU3	CARNRW2	12/13/21	DUP	1,2-Dichloroethene (total)	<	1		ug/L	
OU3	CARNRW2	12/13/21	DUP	1,2-Dichloropropane	<	0.5		ug/L	
OU3	CARNRW2	12/13/21	DUP	1,3-Dichlorobenzene	<	0.5		ug/L	
OU3	CARNRW2	12/13/21	DUP	1,4-Dichlorobenzene	<	0.5		ug/L	
OU3	CARNRW2	12/13/21	DUP	2-Chloroethylvinylether	<	1		ug/L	
OU3	CARNRW2	12/13/21	DUP	Bromodichloromethane	<	0.5		ug/L	
OU3	CARNRW2	12/13/21	DUP	Bromoform	<	0.5		ug/L	
OU3	CARNRW2	12/13/21	DUP	Bromomethane	<	0.5		ug/L	
OU3	CARNRW2	12/13/21	DUP	Carbon tetrachloride	<	0.5		ug/L	
OU3	CARNRW2	12/13/21	DUP	Chlorobenzene	<	0.5		ug/L	
OU3	CARNRW2	12/13/21	DUP	Chloroethane	<	0.5		ug/L	
OU3	CARNRW2	12/13/21	DUP	Chloroform	<	0.5		ug/L	
OU3	CARNRW2	12/13/21	DUP	Chloromethane	<	0.5		ug/L	
OU3	CARNRW2	12/13/21	DUP	cis-1,2-Dichloroethene	<	0.5		ug/L	
OU3	CARNRW2	12/13/21	DUP	cis-1,3-Dichloropropene	<	0.5		ug/L	
OU3	CARNRW2	12/13/21	DUP	Dibromochloromethane	<	0.5		ug/L	
OU3	CARNRW2	12/13/21	DUP	Dichlorodifluoromethane	<	0.5		ug/L	O
OU3	CARNRW2	12/13/21	DUP	Methylene chloride	<	0.5		ug/L	
OU3	CARNRW2	12/13/21	DUP	Tetrachloroethene	<	0.5		ug/L	
OU3	CARNRW2	12/13/21	DUP	trans-1,2-Dichloroethene	<	0.5		ug/L	
OU3	CARNRW2	12/13/21	DUP	trans-1,3-Dichloropropene	<	0.5		ug/L	
OU3	CARNRW2	12/13/21	DUP	Trichloroethene	<	0.5		ug/L	
OU3	CARNRW2	12/13/21	DUP	Trichlorofluoromethane	<	0.5		ug/L	
OU3	CARNRW2	12/13/21	DUP	Trichlorotrifluoroethane	<	0.5		ug/L	O
OU3	CARNRW2	12/13/21	DUP	Vinyl chloride	<	0.5		ug/L	
OU3	CARNRW2	12/13/21	DUP	Tritium	<	100	24	pCi/L	O
OU3	CARNRW3	1/26/21		Nitrate (as NO3)	<	0.5		mg/L	
OU3	CARNRW3	1/26/21		Perchlorate	<	4		ug/L	
OU3	CARNRW3	1/26/21		1,1-Dichloroethane	<	0.5		ug/L	
OU3	CARNRW3	1/26/21		1,1-Dichloroethene	<	0.5		ug/L	
OU3	CARNRW3	1/26/21		1,1,1-Trichloroethane	<	0.5		ug/L	
OU3	CARNRW3	1/26/21		1,1,2-Trichloroethane	<	0.5		ug/L	
OU3	CARNRW3	1/26/21		1,1,2,2-Tetrachloroethane	<	0.5		ug/L	
OU3	CARNRW3	1/26/21		1,2-Dichlorobenzene	<	0.5		ug/L	
OU3	CARNRW3	1/26/21		1,2-Dichloroethane	<	0.5		ug/L	
OU3	CARNRW3	1/26/21		1,2-Dichloroethene (total)	<	1		ug/L	
OU3	CARNRW3	1/26/21		1,2-Dichloropropane	<	0.5		ug/L	
OU3	CARNRW3	1/26/21		1,3-Dichlorobenzene	<	0.5		ug/L	
OU3	CARNRW3	1/26/21		1,4-Dichlorobenzene	<	0.5		ug/L	
OU3	CARNRW3	1/26/21		2-Chloroethylvinylether	<	10		ug/L	

Attachment 1. Table 1. Groundwater analytical data, Site 300, 2021.

OU	Location	Date	Sample Type	Parameter	LOS Indicator	Result	Error	Units	QA Flag
OU3	CARNRW3	1/26/21		Bromodichloromethane	<	0.5		ug/L	
OU3	CARNRW3	1/26/21		Bromoform	<	0.5		ug/L	
OU3	CARNRW3	1/26/21		Bromomethane	<	1		ug/L	
OU3	CARNRW3	1/26/21		Carbon tetrachloride	<	0.5		ug/L	
OU3	CARNRW3	1/26/21		Chlorobenzene	<	0.5		ug/L	
OU3	CARNRW3	1/26/21		Chloroethane	<	0.5		ug/L	
OU3	CARNRW3	1/26/21		Chloroform	<	0.5		ug/L	
OU3	CARNRW3	1/26/21		Chloromethane	<	0.5		ug/L	
OU3	CARNRW3	1/26/21		cis-1,2-Dichloroethene	<	0.5		ug/L	
OU3	CARNRW3	1/26/21		cis-1,3-Dichloropropene	<	0.5		ug/L	
OU3	CARNRW3	1/26/21		Dibromochloromethane	<	0.5		ug/L	
OU3	CARNRW3	1/26/21		Dichlorodifluoromethane	<	0.5		ug/L	
OU3	CARNRW3	1/26/21		Methylene chloride	<	1		ug/L	
OU3	CARNRW3	1/26/21		Tetrachloroethene	<	0.5		ug/L	
OU3	CARNRW3	1/26/21		trans-1,2-Dichloroethene	<	0.5		ug/L	
OU3	CARNRW3	1/26/21		trans-1,3-Dichloropropene	<	0.5		ug/L	
OU3	CARNRW3	1/26/21		Trichloroethene	<	0.5		ug/L	
OU3	CARNRW3	1/26/21		Trichlorofluoromethane	<	0.5		ug/L	
OU3	CARNRW3	1/26/21		Trichlorotrifluoroethane	<	0.5		ug/L	
OU3	CARNRW3	1/26/21		Vinyl chloride	<	0.5		ug/L	
OU3	CARNRW3	1/26/21		Tritium	<	100	55.9	pCi/L	
OU3	CARNRW3	1/26/21		Field Oxidation Potential (Eh)		75		mVolts	
OU3	CARNRW3	1/26/21		Field pH		8.66		Units	
OU3	CARNRW3	1/26/21		Field Specific Conductance		1321		umhos/cm	
OU3	CARNRW3	1/26/21		Field Temperature		16.3		Degrees C	
OU3	CARNRW3	1/26/21	DUP	Nitrate (as NO3)	<	0.5		mg/L	
OU3	CARNRW3	1/26/21	DUP	Perchlorate	<	4		ug/L	
OU3	CARNRW3	1/26/21	DUP	1,1-Dichloroethane	<	0.5		ug/L	
OU3	CARNRW3	1/26/21	DUP	1,1-Dichloroethene	<	0.5		ug/L	
OU3	CARNRW3	1/26/21	DUP	1,1,1-Trichloroethane	<	0.5		ug/L	
OU3	CARNRW3	1/26/21	DUP	1,1,2-Trichloroethane	<	0.5		ug/L	
OU3	CARNRW3	1/26/21	DUP	1,1,2,2-Tetrachloroethane	<	0.5		ug/L	
OU3	CARNRW3	1/26/21	DUP	1,2-Dichlorobenzene	<	0.5		ug/L	
OU3	CARNRW3	1/26/21	DUP	1,2-Dichloroethane	<	0.5		ug/L	
OU3	CARNRW3	1/26/21	DUP	1,2-Dichloroethene (total)	<	1		ug/L	
OU3	CARNRW3	1/26/21	DUP	1,2-Dichloropropane	<	0.5		ug/L	
OU3	CARNRW3	1/26/21	DUP	1,3-Dichlorobenzene	<	0.5		ug/L	
OU3	CARNRW3	1/26/21	DUP	1,4-Dichlorobenzene	<	0.5		ug/L	
OU3	CARNRW3	1/26/21	DUP	2-Chloroethylvinylether	<	1		ug/L	
OU3	CARNRW3	1/26/21	DUP	Bromodichloromethane	<	0.5		ug/L	
OU3	CARNRW3	1/26/21	DUP	Bromoform	<	0.5		ug/L	
OU3	CARNRW3	1/26/21	DUP	Bromomethane	<	0.5		ug/L	
OU3	CARNRW3	1/26/21	DUP	Carbon tetrachloride	<	0.5		ug/L	
OU3	CARNRW3	1/26/21	DUP	Chlorobenzene	<	0.5		ug/L	
OU3	CARNRW3	1/26/21	DUP	Chloroethane	<	0.5		ug/L	
OU3	CARNRW3	1/26/21	DUP	Chloroform	<	0.5		ug/L	
OU3	CARNRW3	1/26/21	DUP	Chloromethane	<	0.5		ug/L	
OU3	CARNRW3	1/26/21	DUP	cis-1,2-Dichloroethene	<	0.5		ug/L	
OU3	CARNRW3	1/26/21	DUP	cis-1,3-Dichloropropene	<	0.5		ug/L	
OU3	CARNRW3	1/26/21	DUP	Dibromochloromethane	<	0.5		ug/L	
OU3	CARNRW3	1/26/21	DUP	Dichlorodifluoromethane	<	0.5		ug/L	L
OU3	CARNRW3	1/26/21	DUP	Methylene chloride	<	0.5		ug/L	
OU3	CARNRW3	1/26/21	DUP	Tetrachloroethene	<	0.5		ug/L	
OU3	CARNRW3	1/26/21	DUP	trans-1,2-Dichloroethene	<	0.5		ug/L	
OU3	CARNRW3	1/26/21	DUP	trans-1,3-Dichloropropene	<	0.5		ug/L	
OU3	CARNRW3	1/26/21	DUP	Trichloroethene	<	0.5		ug/L	
OU3	CARNRW3	1/26/21	DUP	Trichlorofluoromethane	<	0.5		ug/L	
OU3	CARNRW3	1/26/21	DUP	Trichlorotrifluoroethane	<	0.5		ug/L	
OU3	CARNRW3	1/26/21	DUP	Vinyl chloride	<	0.5		ug/L	
OU3	CARNRW3	1/26/21	DUP	Tritium	<	100	28	pCi/L	
OU3	CARNRW3	2/16/21		Nitrate (as NO3)	<	0.5		mg/L	
OU3	CARNRW3	2/16/21		Perchlorate	<	4		ug/L	
OU3	CARNRW3	2/16/21		1,1-Dichloroethane	<	0.5		ug/L	
OU3	CARNRW3	2/16/21		1,1-Dichloroethene	<	0.5		ug/L	
OU3	CARNRW3	2/16/21		1,1,1-Trichloroethane	<	0.5		ug/L	
OU3	CARNRW3	2/16/21		1,1,2-Trichloroethane	<	0.5		ug/L	

Attachment 1. Table 1. Groundwater analytical data, Site 300, 2021.

OU	Location	Date	Sample Type	Parameter	LOS Indicator	Result	Error	Units	QA Flag
OU3	CARNRW3	2/16/21		1,1,2,2-Tetrachloroethane	<	0.5		ug/L	
OU3	CARNRW3	2/16/21		1,2-Dichlorobenzene	<	0.5		ug/L	
OU3	CARNRW3	2/16/21		1,2-Dichloroethane	<	0.5		ug/L	
OU3	CARNRW3	2/16/21		1,2-Dichloroethene (total)	<	1		ug/L	
OU3	CARNRW3	2/16/21		1,2-Dichloropropane	<	0.5		ug/L	
OU3	CARNRW3	2/16/21		1,3-Dichlorobenzene	<	0.5		ug/L	
OU3	CARNRW3	2/16/21		1,4-Dichlorobenzene	<	0.5		ug/L	
OU3	CARNRW3	2/16/21		2-Chloroethylvinylether	<	10		ug/L	
OU3	CARNRW3	2/16/21		Bromodichloromethane	<	0.5		ug/L	
OU3	CARNRW3	2/16/21		Bromoform	<	0.5		ug/L	
OU3	CARNRW3	2/16/21		Bromomethane	<	1		ug/L	
OU3	CARNRW3	2/16/21		Carbon tetrachloride	<	0.5		ug/L	
OU3	CARNRW3	2/16/21		Chlorobenzene	<	0.5		ug/L	
OU3	CARNRW3	2/16/21		Chloroethane	<	0.5		ug/L	
OU3	CARNRW3	2/16/21		Chloroform	<	0.5		ug/L	
OU3	CARNRW3	2/16/21		Chloromethane	<	0.5		ug/L	
OU3	CARNRW3	2/16/21		cis-1,2-Dichloroethene	<	0.5		ug/L	
OU3	CARNRW3	2/16/21		cis-1,3-Dichloropropene	<	0.5		ug/L	
OU3	CARNRW3	2/16/21		Dibromochloromethane	<	0.5		ug/L	
OU3	CARNRW3	2/16/21		Dichlorodifluoromethane	<	0.5		ug/L	
OU3	CARNRW3	2/16/21		Methylene chloride	<	1		ug/L	
OU3	CARNRW3	2/16/21		Tetrachloroethene	<	0.5		ug/L	
OU3	CARNRW3	2/16/21		trans-1,2-Dichloroethene	<	0.5		ug/L	
OU3	CARNRW3	2/16/21		trans-1,3-Dichloropropene	<	0.5		ug/L	
OU3	CARNRW3	2/16/21		Trichloroethene	<	0.5		ug/L	
OU3	CARNRW3	2/16/21		Trichlorofluoromethane	<	0.5		ug/L	
OU3	CARNRW3	2/16/21		Trichlorotrifluoroethane	<	0.5		ug/L	
OU3	CARNRW3	2/16/21		Vinyl chloride	<	0.5		ug/L	
OU3	CARNRW3	2/16/21		Tritium	<	100	54.3	pCi/L	
OU3	CARNRW3	2/16/21		Field Oxidation Potential (Eh)		63		mVolts	
OU3	CARNRW3	2/16/21		Field pH		9.31		Units	
OU3	CARNRW3	2/16/21		Field Specific Conductance		1315		umhos/cm	
OU3	CARNRW3	2/16/21		Field Temperature		19		Degrees C	
OU3	CARNRW3	2/16/21	DUP	Nitrate (as NO3)	<	0.5		mg/L	
OU3	CARNRW3	2/16/21	DUP	Perchlorate	<	4		ug/L	
OU3	CARNRW3	2/16/21	DUP	1,1-Dichloroethane	<	0.5		ug/L	
OU3	CARNRW3	2/16/21	DUP	1,1-Dichloroethene	<	0.5		ug/L	
OU3	CARNRW3	2/16/21	DUP	1,1,1-Trichloroethane	<	0.5		ug/L	
OU3	CARNRW3	2/16/21	DUP	1,1,2-Trichloroethane	<	0.5		ug/L	
OU3	CARNRW3	2/16/21	DUP	1,1,2,2-Tetrachloroethane	<	0.5		ug/L	
OU3	CARNRW3	2/16/21	DUP	1,2-Dichlorobenzene	<	0.5		ug/L	
OU3	CARNRW3	2/16/21	DUP	1,2-Dichloroethane	<	0.5		ug/L	
OU3	CARNRW3	2/16/21	DUP	1,2-Dichloroethene (total)	<	1		ug/L	
OU3	CARNRW3	2/16/21	DUP	1,2-Dichloropropane	<	0.5		ug/L	
OU3	CARNRW3	2/16/21	DUP	1,3-Dichlorobenzene	<	0.5		ug/L	
OU3	CARNRW3	2/16/21	DUP	1,4-Dichlorobenzene	<	0.5		ug/L	
OU3	CARNRW3	2/16/21	DUP	2-Chloroethylvinylether	<	1		ug/L	
OU3	CARNRW3	2/16/21	DUP	Bromodichloromethane	<	0.5		ug/L	
OU3	CARNRW3	2/16/21	DUP	Bromoform	<	0.5		ug/L	
OU3	CARNRW3	2/16/21	DUP	Bromomethane	<	0.5		ug/L	
OU3	CARNRW3	2/16/21	DUP	Carbon tetrachloride	<	0.5		ug/L	
OU3	CARNRW3	2/16/21	DUP	Chlorobenzene	<	0.5		ug/L	
OU3	CARNRW3	2/16/21	DUP	Chloroethane	<	0.5		ug/L	
OU3	CARNRW3	2/16/21	DUP	Chloroform	<	0.5		ug/L	
OU3	CARNRW3	2/16/21	DUP	Chloromethane	<	0.5		ug/L	
OU3	CARNRW3	2/16/21	DUP	cis-1,2-Dichloroethene	<	0.5		ug/L	
OU3	CARNRW3	2/16/21	DUP	cis-1,3-Dichloropropene	<	0.5		ug/L	
OU3	CARNRW3	2/16/21	DUP	Dibromochloromethane	<	0.5		ug/L	
OU3	CARNRW3	2/16/21	DUP	Dichlorodifluoromethane	<	0.5		ug/L	
OU3	CARNRW3	2/16/21	DUP	Methylene chloride	<	0.5		ug/L	
OU3	CARNRW3	2/16/21	DUP	Tetrachloroethene	<	0.5		ug/L	
OU3	CARNRW3	2/16/21	DUP	trans-1,2-Dichloroethene	<	0.5		ug/L	
OU3	CARNRW3	2/16/21	DUP	trans-1,3-Dichloropropene	<	0.5		ug/L	
OU3	CARNRW3	2/16/21	DUP	Trichloroethene	<	0.5		ug/L	
OU3	CARNRW3	2/16/21	DUP	Trichlorofluoromethane	<	0.5		ug/L	
OU3	CARNRW3	2/16/21	DUP	Trichlorotrifluoroethane	<	0.5		ug/L	

Attachment 1. Table 1. Groundwater analytical data, Site 300, 2021.

OU	Location	Date	Sample Type	Parameter	LOS Indicator	Result	Error	Units	QA Flag
OU3	CARNRW3	2/16/21	DUP	Vinyl chloride	<	0.5		ug/L	
OU3	CARNRW3	2/16/21	DUP	Tritium	<	100	26	pCi/L	
OU3	CARNRW3	3/3/21		Nitrate (as NO3)	<	0.5		mg/L	
OU3	CARNRW3	3/3/21		Perchlorate	<	4		ug/L	
OU3	CARNRW3	3/3/21		1,1-Dichloroethane	<	0.5		ug/L	
OU3	CARNRW3	3/3/21		1,1-Dichloroethene	<	0.5		ug/L	
OU3	CARNRW3	3/3/21		1,1,1-Trichloroethane	<	0.5		ug/L	
OU3	CARNRW3	3/3/21		1,1,2-Trichloroethane	<	0.5		ug/L	
OU3	CARNRW3	3/3/21		1,1,2,2-Tetrachloroethane	<	0.5		ug/L	
OU3	CARNRW3	3/3/21		1,2-Dichlorobenzene	<	0.5		ug/L	
OU3	CARNRW3	3/3/21		1,2-Dichloroethane	<	0.5		ug/L	
OU3	CARNRW3	3/3/21		1,2-Dichloroethene (total)	<	1		ug/L	
OU3	CARNRW3	3/3/21		1,2-Dichloropropane	<	0.5		ug/L	
OU3	CARNRW3	3/3/21		1,3-Dichlorobenzene	<	0.5		ug/L	
OU3	CARNRW3	3/3/21		1,4-Dichlorobenzene	<	0.5		ug/L	
OU3	CARNRW3	3/3/21		2-Chloroethylvinylether	<	10		ug/L	
OU3	CARNRW3	3/3/21		Bromodichloromethane	<	0.5		ug/L	
OU3	CARNRW3	3/3/21		Bromoform	<	0.5		ug/L	
OU3	CARNRW3	3/3/21		Bromomethane	<	1		ug/L	
OU3	CARNRW3	3/3/21		Carbon tetrachloride	<	0.5		ug/L	
OU3	CARNRW3	3/3/21		Chlorobenzene	<	0.5		ug/L	
OU3	CARNRW3	3/3/21		Chloroethane	<	0.5		ug/L	
OU3	CARNRW3	3/3/21		Chloroform	<	0.5		ug/L	
OU3	CARNRW3	3/3/21		Chloromethane	<	0.5		ug/L	
OU3	CARNRW3	3/3/21		cis-1,2-Dichloroethene	<	0.5		ug/L	
OU3	CARNRW3	3/3/21		cis-1,3-Dichloropropene	<	0.5		ug/L	
OU3	CARNRW3	3/3/21		Dibromochloromethane	<	0.5		ug/L	
OU3	CARNRW3	3/3/21		Dichlorodifluoromethane	<	0.5		ug/L	
OU3	CARNRW3	3/3/21		Methylene chloride	<	1		ug/L	
OU3	CARNRW3	3/3/21		Tetrachloroethene	<	0.5		ug/L	
OU3	CARNRW3	3/3/21		trans-1,2-Dichloroethene	<	0.5		ug/L	
OU3	CARNRW3	3/3/21		trans-1,3-Dichloropropene	<	0.5		ug/L	
OU3	CARNRW3	3/3/21		Trichloroethene	<	0.5		ug/L	
OU3	CARNRW3	3/3/21		Trichlorofluoromethane	<	0.5		ug/L	
OU3	CARNRW3	3/3/21		Trichlorotrifluoroethane	<	0.5		ug/L	
OU3	CARNRW3	3/3/21		Vinyl chloride	<	0.5		ug/L	
OU3	CARNRW3	3/3/21		Tritium	<	100	60.4	pCi/L	
OU3	CARNRW3	3/3/21		Field Oxidation Potential (Eh)		68		mVolts	
OU3	CARNRW3	3/3/21		Field pH		9.14		Units	
OU3	CARNRW3	3/3/21		Field Specific Conductance		1316		umhos/cm	
OU3	CARNRW3	3/3/21		Field Temperature		20.3		Degrees C	
OU3	CARNRW3	3/3/21	DUP	Nitrate (as NO3)	<	0.5		mg/L	
OU3	CARNRW3	3/3/21	DUP	Perchlorate	<	4		ug/L	
OU3	CARNRW3	3/3/21	DUP	1,1-Dichloroethane	<	0.5		ug/L	
OU3	CARNRW3	3/3/21	DUP	1,1-Dichloroethene	<	0.5		ug/L	
OU3	CARNRW3	3/3/21	DUP	1,1,1-Trichloroethane	<	0.5		ug/L	
OU3	CARNRW3	3/3/21	DUP	1,1,2-Trichloroethane	<	0.5		ug/L	
OU3	CARNRW3	3/3/21	DUP	1,1,2,2-Tetrachloroethane	<	0.5		ug/L	
OU3	CARNRW3	3/3/21	DUP	1,2-Dichlorobenzene	<	0.5		ug/L	
OU3	CARNRW3	3/3/21	DUP	1,2-Dichloroethane	<	0.5		ug/L	
OU3	CARNRW3	3/3/21	DUP	1,2-Dichloroethene (total)	<	1		ug/L	
OU3	CARNRW3	3/3/21	DUP	1,2-Dichloropropane	<	0.5		ug/L	
OU3	CARNRW3	3/3/21	DUP	1,3-Dichlorobenzene	<	0.5		ug/L	
OU3	CARNRW3	3/3/21	DUP	1,4-Dichlorobenzene	<	0.5		ug/L	
OU3	CARNRW3	3/3/21	DUP	2-Chloroethylvinylether	<	1		ug/L	
OU3	CARNRW3	3/3/21	DUP	Bromodichloromethane	<	0.5		ug/L	
OU3	CARNRW3	3/3/21	DUP	Bromoform	<	0.5		ug/L	
OU3	CARNRW3	3/3/21	DUP	Bromomethane	<	0.5		ug/L	
OU3	CARNRW3	3/3/21	DUP	Carbon tetrachloride	<	0.5		ug/L	
OU3	CARNRW3	3/3/21	DUP	Chlorobenzene	<	0.5		ug/L	
OU3	CARNRW3	3/3/21	DUP	Chloroethane	<	0.5		ug/L	
OU3	CARNRW3	3/3/21	DUP	Chloroform	<	0.5		ug/L	
OU3	CARNRW3	3/3/21	DUP	Chloromethane	<	0.5		ug/L	
OU3	CARNRW3	3/3/21	DUP	cis-1,2-Dichloroethene	<	0.5		ug/L	
OU3	CARNRW3	3/3/21	DUP	cis-1,3-Dichloropropene	<	0.5		ug/L	
OU3	CARNRW3	3/3/21	DUP	Dibromochloromethane	<	0.5		ug/L	

Attachment 1. Table 1. Groundwater analytical data, Site 300, 2021.

OU	Location	Date	Sample Type	Parameter	LOS Indicator	Result	Error	Units	QA Flag
OU3	CARNRW3	3/3/21	DUP	Dichlorodifluoromethane	<	0.5		ug/L	
OU3	CARNRW3	3/3/21	DUP	Methylene chloride	<	0.5		ug/L	
OU3	CARNRW3	3/3/21	DUP	Tetrachloroethene	<	0.5		ug/L	
OU3	CARNRW3	3/3/21	DUP	trans-1,2-Dichloroethene	<	0.5		ug/L	
OU3	CARNRW3	3/3/21	DUP	trans-1,3-Dichloropropene	<	0.5		ug/L	
OU3	CARNRW3	3/3/21	DUP	Trichloroethene	<	0.5		ug/L	
OU3	CARNRW3	3/3/21	DUP	Trichlorofluoromethane	<	0.5		ug/L	
OU3	CARNRW3	3/3/21	DUP	Trichlorotrifluoroethane	<	0.5		ug/L	
OU3	CARNRW3	3/3/21	DUP	Vinyl chloride	<	0.5		ug/L	
OU3	CARNRW3	3/3/21	DUP	Tritium	<	100	36	pCi/L	
OU3	CARNRW3	4/26/21		Nitrate (as NO3)	<	0.5		mg/L	
OU3	CARNRW3	4/26/21		Perchlorate	<	4		ug/L	
OU3	CARNRW3	4/26/21		1,1-Dichloroethane	<	0.5		ug/L	
OU3	CARNRW3	4/26/21		1,1-Dichloroethene	<	0.5		ug/L	
OU3	CARNRW3	4/26/21		1,1,1-Trichloroethane	<	0.5		ug/L	
OU3	CARNRW3	4/26/21		1,1,2-Trichloroethane	<	0.5		ug/L	
OU3	CARNRW3	4/26/21		1,1,2,2-Tetrachloroethane	<	0.5		ug/L	
OU3	CARNRW3	4/26/21		1,2-Dichlorobenzene	<	0.5		ug/L	
OU3	CARNRW3	4/26/21		1,2-Dichloroethane	<	0.5		ug/L	
OU3	CARNRW3	4/26/21		1,2-Dichloroethene (total)	<	1		ug/L	
OU3	CARNRW3	4/26/21		1,2-Dichloropropane	<	0.5		ug/L	
OU3	CARNRW3	4/26/21		1,3-Dichlorobenzene	<	0.5		ug/L	
OU3	CARNRW3	4/26/21		1,4-Dichlorobenzene	<	0.5		ug/L	
OU3	CARNRW3	4/26/21		2-Chloroethylvinylether	<	10		ug/L	
OU3	CARNRW3	4/26/21		Bromodichloromethane	<	0.5		ug/L	
OU3	CARNRW3	4/26/21		Bromoform	<	0.5		ug/L	
OU3	CARNRW3	4/26/21		Bromomethane	<	1		ug/L	
OU3	CARNRW3	4/26/21		Carbon tetrachloride	<	0.5		ug/L	
OU3	CARNRW3	4/26/21		Chlorobenzene	<	0.5		ug/L	
OU3	CARNRW3	4/26/21		Chloroethane	<	0.5		ug/L	
OU3	CARNRW3	4/26/21		Chloroform	<	0.5		ug/L	
OU3	CARNRW3	4/26/21		Chloromethane	<	0.5		ug/L	
OU3	CARNRW3	4/26/21		cis-1,2-Dichloroethene	<	0.5		ug/L	
OU3	CARNRW3	4/26/21		cis-1,3-Dichloropropene	<	0.5		ug/L	
OU3	CARNRW3	4/26/21		Dibromochloromethane	<	0.5		ug/L	
OU3	CARNRW3	4/26/21		Dichlorodifluoromethane	<	0.5		ug/L	
OU3	CARNRW3	4/26/21		Methylene chloride	<	1		ug/L	
OU3	CARNRW3	4/26/21		Tetrachloroethene	<	0.5		ug/L	
OU3	CARNRW3	4/26/21		trans-1,2-Dichloroethene	<	0.5		ug/L	
OU3	CARNRW3	4/26/21		trans-1,3-Dichloropropene	<	0.5		ug/L	
OU3	CARNRW3	4/26/21		Trichloroethene	<	0.5		ug/L	
OU3	CARNRW3	4/26/21		Trichlorofluoromethane	<	0.5		ug/L	
OU3	CARNRW3	4/26/21		Trichlorotrifluoroethane	<	0.5		ug/L	
OU3	CARNRW3	4/26/21		Vinyl chloride	<	0.5		ug/L	
OU3	CARNRW3	4/26/21		Tritium	<	100	58.6	pCi/L	
OU3	CARNRW3	4/26/21		Field Oxidation Potential (Eh)		115		mVolts	
OU3	CARNRW3	4/26/21		Field pH		8.89		Units	
OU3	CARNRW3	4/26/21		Field Specific Conductance		1281		umhos/cm	
OU3	CARNRW3	4/26/21		Field Temperature		18.8		Degrees C	
OU3	CARNRW3	4/26/21	DUP	Nitrate (as NO3)	<	0.5		mg/L	
OU3	CARNRW3	4/26/21	DUP	Perchlorate	<	4		ug/L	
OU3	CARNRW3	4/26/21	DUP	1,1-Dichloroethane	<	0.5		ug/L	
OU3	CARNRW3	4/26/21	DUP	1,1-Dichloroethene	<	0.5		ug/L	
OU3	CARNRW3	4/26/21	DUP	1,1,1-Trichloroethane	<	0.5		ug/L	
OU3	CARNRW3	4/26/21	DUP	1,1,2-Trichloroethane	<	0.5		ug/L	
OU3	CARNRW3	4/26/21	DUP	1,1,2,2-Tetrachloroethane	<	0.5		ug/L	
OU3	CARNRW3	4/26/21	DUP	1,2-Dichlorobenzene	<	0.5		ug/L	
OU3	CARNRW3	4/26/21	DUP	1,2-Dichloroethane	<	0.5		ug/L	
OU3	CARNRW3	4/26/21	DUP	1,2-Dichloroethene (total)	<	1		ug/L	
OU3	CARNRW3	4/26/21	DUP	1,2-Dichloropropane	<	0.5		ug/L	
OU3	CARNRW3	4/26/21	DUP	1,3-Dichlorobenzene	<	0.5		ug/L	
OU3	CARNRW3	4/26/21	DUP	1,4-Dichlorobenzene	<	0.5		ug/L	
OU3	CARNRW3	4/26/21	DUP	2-Chloroethylvinylether	<	1		ug/L	
OU3	CARNRW3	4/26/21	DUP	Bromodichloromethane	<	0.5		ug/L	
OU3	CARNRW3	4/26/21	DUP	Bromoform	<	0.5		ug/L	
OU3	CARNRW3	4/26/21	DUP	Bromomethane	<	0.5		ug/L	

Attachment 1. Table 1. Groundwater analytical data, Site 300, 2021.

OU	Location	Date	Sample Type	Parameter	LOS Indicator	Result	Error	Units	QA Flag
OU3	CARNRW3	4/26/21	DUP	Carbon tetrachloride	<	0.5		ug/L	
OU3	CARNRW3	4/26/21	DUP	Chlorobenzene	<	0.5		ug/L	
OU3	CARNRW3	4/26/21	DUP	Chloroethane	<	0.5		ug/L	
OU3	CARNRW3	4/26/21	DUP	Chloroform	<	0.5		ug/L	
OU3	CARNRW3	4/26/21	DUP	Chloromethane	<	0.5		ug/L	
OU3	CARNRW3	4/26/21	DUP	cis-1,2-Dichloroethene	<	0.5		ug/L	
OU3	CARNRW3	4/26/21	DUP	cis-1,3-Dichloropropene	<	0.5		ug/L	
OU3	CARNRW3	4/26/21	DUP	Dibromochloromethane	<	0.5		ug/L	
OU3	CARNRW3	4/26/21	DUP	Dichlorodifluoromethane	<	0.5		ug/L	
OU3	CARNRW3	4/26/21	DUP	Methylene chloride	<	0.5		ug/L	
OU3	CARNRW3	4/26/21	DUP	Tetrachloroethene	<	0.5		ug/L	
OU3	CARNRW3	4/26/21	DUP	trans-1,2-Dichloroethene	<	0.5		ug/L	
OU3	CARNRW3	4/26/21	DUP	trans-1,3-Dichloropropene	<	0.5		ug/L	
OU3	CARNRW3	4/26/21	DUP	Trichloroethene	<	0.5		ug/L	
OU3	CARNRW3	4/26/21	DUP	Trichlorofluoromethane	<	0.5		ug/L	
OU3	CARNRW3	4/26/21	DUP	Trichlorotrifluoroethane	<	0.5		ug/L	
OU3	CARNRW3	4/26/21	DUP	Vinyl chloride	<	0.5		ug/L	
OU3	CARNRW3	4/26/21	DUP	Tritium	<	100	27	pCi/L	B
OU3	CARNRW3	5/11/21		Nitrate (as NO3)	<	0.5		mg/L	
OU3	CARNRW3	5/11/21		Perchlorate	<	4		ug/L	
OU3	CARNRW3	5/11/21		1,1-Dichloroethane	<	0.5		ug/L	
OU3	CARNRW3	5/11/21		1,1-Dichloroethene	<	0.5		ug/L	
OU3	CARNRW3	5/11/21		1,1,1-Trichloroethane	<	0.5		ug/L	
OU3	CARNRW3	5/11/21		1,1,2-Trichloroethane	<	0.5		ug/L	
OU3	CARNRW3	5/11/21		1,1,2,2-Tetrachloroethane	<	0.5		ug/L	
OU3	CARNRW3	5/11/21		1,2-Dichlorobenzene	<	0.5		ug/L	
OU3	CARNRW3	5/11/21		1,2-Dichloroethane	<	0.5		ug/L	
OU3	CARNRW3	5/11/21		1,2-Dichloroethene (total)	<	1		ug/L	
OU3	CARNRW3	5/11/21		1,2-Dichloropropane	<	0.5		ug/L	
OU3	CARNRW3	5/11/21		1,3-Dichlorobenzene	<	0.5		ug/L	
OU3	CARNRW3	5/11/21		1,4-Dichlorobenzene	<	0.5		ug/L	
OU3	CARNRW3	5/11/21		2-Chloroethylvinylether	<	10		ug/L	
OU3	CARNRW3	5/11/21		Bromodichloromethane	<	0.5		ug/L	
OU3	CARNRW3	5/11/21		Bromoform	<	0.5		ug/L	
OU3	CARNRW3	5/11/21		Bromomethane	<	1		ug/L	
OU3	CARNRW3	5/11/21		Carbon tetrachloride	<	0.5		ug/L	
OU3	CARNRW3	5/11/21		Chlorobenzene	<	0.5		ug/L	
OU3	CARNRW3	5/11/21		Chloroethane	<	0.5		ug/L	
OU3	CARNRW3	5/11/21		Chloroform	<	0.5		ug/L	
OU3	CARNRW3	5/11/21		Chloromethane	<	0.5		ug/L	
OU3	CARNRW3	5/11/21		cis-1,2-Dichloroethene	<	0.5		ug/L	
OU3	CARNRW3	5/11/21		cis-1,3-Dichloropropene	<	0.5		ug/L	
OU3	CARNRW3	5/11/21		Dibromochloromethane	<	0.5		ug/L	
OU3	CARNRW3	5/11/21		Dichlorodifluoromethane	<	0.5		ug/L	
OU3	CARNRW3	5/11/21		Methylene chloride	<	1		ug/L	
OU3	CARNRW3	5/11/21		Tetrachloroethene	<	0.5		ug/L	
OU3	CARNRW3	5/11/21		trans-1,2-Dichloroethene	<	0.5		ug/L	
OU3	CARNRW3	5/11/21		trans-1,3-Dichloropropene	<	0.5		ug/L	
OU3	CARNRW3	5/11/21		Trichloroethene	<	0.5		ug/L	
OU3	CARNRW3	5/11/21		Trichlorofluoromethane	<	0.5		ug/L	
OU3	CARNRW3	5/11/21		Trichlorotrifluoroethane	<	0.5		ug/L	
OU3	CARNRW3	5/11/21		Vinyl chloride	<	0.5		ug/L	
OU3	CARNRW3	5/11/21		Tritium	<	100	56.6	pCi/L	
OU3	CARNRW3	5/11/21		Field Oxidation Potential (Eh)		76		mVolts	
OU3	CARNRW3	5/11/21		Field pH		8.93		Units	
OU3	CARNRW3	5/11/21		Field Specific Conductance		1300		umhos/cm	
OU3	CARNRW3	5/11/21		Field Temperature		22.2		Degrees C	
OU3	CARNRW3	5/11/21	DUP	Nitrate (as NO3)	<	0.5		mg/L	
OU3	CARNRW3	5/11/21	DUP	Perchlorate	<	4		ug/L	
OU3	CARNRW3	5/11/21	DUP	1,1-Dichloroethane	<	0.5		ug/L	
OU3	CARNRW3	5/11/21	DUP	1,1-Dichloroethene	<	0.5		ug/L	
OU3	CARNRW3	5/11/21	DUP	1,1,1-Trichloroethane	<	0.5		ug/L	
OU3	CARNRW3	5/11/21	DUP	1,1,2-Trichloroethane	<	0.5		ug/L	
OU3	CARNRW3	5/11/21	DUP	1,1,2,2-Tetrachloroethane	<	0.5		ug/L	
OU3	CARNRW3	5/11/21	DUP	1,2-Dichlorobenzene	<	0.5		ug/L	
OU3	CARNRW3	5/11/21	DUP	1,2-Dichloroethane	<	0.5		ug/L	

Attachment 1. Table 1. Groundwater analytical data, Site 300, 2021.

OU	Location	Date	Sample Type	Parameter	LOS Indicator	Result	Error	Units	QA Flag
OU3	CARNRW3	5/11/21	DUP	1,2-Dichloroethene (total)	<	1		ug/L	
OU3	CARNRW3	5/11/21	DUP	1,2-Dichloropropane	<	0.5		ug/L	
OU3	CARNRW3	5/11/21	DUP	1,3-Dichlorobenzene	<	0.5		ug/L	
OU3	CARNRW3	5/11/21	DUP	1,4-Dichlorobenzene	<	0.5		ug/L	
OU3	CARNRW3	5/11/21	DUP	2-Chloroethylvinylether	<	1		ug/L	
OU3	CARNRW3	5/11/21	DUP	Bromodichloromethane	<	0.5		ug/L	
OU3	CARNRW3	5/11/21	DUP	Bromoform	<	0.5		ug/L	
OU3	CARNRW3	5/11/21	DUP	Bromomethane	<	0.5		ug/L	
OU3	CARNRW3	5/11/21	DUP	Carbon tetrachloride	<	0.5		ug/L	
OU3	CARNRW3	5/11/21	DUP	Chlorobenzene	<	0.5		ug/L	
OU3	CARNRW3	5/11/21	DUP	Chloroethane	<	0.5		ug/L	
OU3	CARNRW3	5/11/21	DUP	Chloroform	<	0.5		ug/L	
OU3	CARNRW3	5/11/21	DUP	Chloromethane	<	0.5		ug/L	
OU3	CARNRW3	5/11/21	DUP	cis-1,2-Dichloroethene	<	0.5		ug/L	
OU3	CARNRW3	5/11/21	DUP	cis-1,3-Dichloropropene	<	0.5		ug/L	
OU3	CARNRW3	5/11/21	DUP	Dibromochloromethane	<	0.5		ug/L	
OU3	CARNRW3	5/11/21	DUP	Dichlorodifluoromethane	<	0.5		ug/L	L
OU3	CARNRW3	5/11/21	DUP	Methylene chloride	<	0.5		ug/L	
OU3	CARNRW3	5/11/21	DUP	Tetrachloroethene	<	0.5		ug/L	
OU3	CARNRW3	5/11/21	DUP	trans-1,2-Dichloroethene	<	0.5		ug/L	
OU3	CARNRW3	5/11/21	DUP	trans-1,3-Dichloropropene	<	0.5		ug/L	
OU3	CARNRW3	5/11/21	DUP	Trichloroethene	<	0.5		ug/L	
OU3	CARNRW3	5/11/21	DUP	Trichlorofluoromethane	<	0.5		ug/L	
OU3	CARNRW3	5/11/21	DUP	Trichlorotrifluoroethane	<	0.5		ug/L	
OU3	CARNRW3	5/11/21	DUP	Vinyl chloride	<	0.5		ug/L	
OU3	CARNRW3	5/11/21	DUP	Tritium	<	100	27	pCi/L	
OU3	CARNRW3	6/2/21		Nitrate (as NO3)	<	1		mg/L	D
OU3	CARNRW3	6/2/21		Perchlorate	<	4		ug/L	
OU3	CARNRW3	6/2/21		1,1-Dichloroethane	<	0.5		ug/L	
OU3	CARNRW3	6/2/21		1,1-Dichloroethene	<	0.5		ug/L	
OU3	CARNRW3	6/2/21		1,1,1-Trichloroethane	<	0.5		ug/L	
OU3	CARNRW3	6/2/21		1,1,2-Trichloroethane	<	0.5		ug/L	
OU3	CARNRW3	6/2/21		1,1,2,2-Tetrachloroethane	<	0.5		ug/L	
OU3	CARNRW3	6/2/21		1,2-Dichlorobenzene	<	0.5		ug/L	
OU3	CARNRW3	6/2/21		1,2-Dichloroethane	<	0.5		ug/L	
OU3	CARNRW3	6/2/21		1,2-Dichloroethene (total)	<	1		ug/L	
OU3	CARNRW3	6/2/21		1,2-Dichloropropane	<	0.5		ug/L	
OU3	CARNRW3	6/2/21		1,3-Dichlorobenzene	<	0.5		ug/L	
OU3	CARNRW3	6/2/21		1,4-Dichlorobenzene	<	0.5		ug/L	
OU3	CARNRW3	6/2/21		2-Chloroethylvinylether	<	10		ug/L	
OU3	CARNRW3	6/2/21		Bromodichloromethane	<	0.5		ug/L	
OU3	CARNRW3	6/2/21		Bromoform	<	0.5		ug/L	
OU3	CARNRW3	6/2/21		Bromomethane	<	1		ug/L	
OU3	CARNRW3	6/2/21		Carbon tetrachloride	<	0.5		ug/L	
OU3	CARNRW3	6/2/21		Chlorobenzene	<	0.5		ug/L	
OU3	CARNRW3	6/2/21		Chloroethane	<	0.5		ug/L	
OU3	CARNRW3	6/2/21		Chloroform	<	0.5		ug/L	
OU3	CARNRW3	6/2/21		Chloromethane	<	0.5		ug/L	
OU3	CARNRW3	6/2/21		cis-1,2-Dichloroethene	<	0.5		ug/L	
OU3	CARNRW3	6/2/21		cis-1,3-Dichloropropene	<	0.5		ug/L	
OU3	CARNRW3	6/2/21		Dibromochloromethane	<	0.5		ug/L	
OU3	CARNRW3	6/2/21		Dichlorodifluoromethane	<	0.5		ug/L	
OU3	CARNRW3	6/2/21		Methylene chloride	<	1		ug/L	
OU3	CARNRW3	6/2/21		Tetrachloroethene	<	0.5		ug/L	
OU3	CARNRW3	6/2/21		trans-1,2-Dichloroethene	<	0.5		ug/L	
OU3	CARNRW3	6/2/21		trans-1,3-Dichloropropene	<	0.5		ug/L	
OU3	CARNRW3	6/2/21		Trichloroethene	<	0.5		ug/L	
OU3	CARNRW3	6/2/21		Trichlorofluoromethane	<	0.5		ug/L	
OU3	CARNRW3	6/2/21		Trichlorotrifluoroethane	<	0.5		ug/L	
OU3	CARNRW3	6/2/21		Vinyl chloride	<	0.5		ug/L	
OU3	CARNRW3	6/2/21		Tritium	<	100	57.1	pCi/L	
OU3	CARNRW3	6/2/21		Field Oxidation Potential (Eh)		132		mVolts	
OU3	CARNRW3	6/2/21		Field pH		8.9		Units	
OU3	CARNRW3	6/2/21		Field Specific Conductance		1287		umhos/cm	
OU3	CARNRW3	6/2/21		Field Temperature		23.1		Degrees C	
OU3	CARNRW3	6/2/21	DUP	Nitrate (as NO3)	<	0.5		mg/L	

Attachment 1. Table 1. Groundwater analytical data, Site 300, 2021.

OU	Location	Date	Sample Type	Parameter	LOS Indicator	Result	Error	Units	QA Flag
OU3	CARNRW3	6/2/21	DUP	1,1-Dichloroethane	<	0.5		ug/L	
OU3	CARNRW3	6/2/21	DUP	1,1-Dichloroethene	<	0.5		ug/L	
OU3	CARNRW3	6/2/21	DUP	1,1,1-Trichloroethane	<	0.5		ug/L	
OU3	CARNRW3	6/2/21	DUP	1,1,2-Trichloroethane	<	0.5		ug/L	
OU3	CARNRW3	6/2/21	DUP	1,1,2,2-Tetrachloroethane	<	0.5		ug/L	
OU3	CARNRW3	6/2/21	DUP	1,2-Dichlorobenzene	<	0.5		ug/L	
OU3	CARNRW3	6/2/21	DUP	1,2-Dichloroethane	<	0.5		ug/L	
OU3	CARNRW3	6/2/21	DUP	1,2-Dichloroethene (total)	<	1		ug/L	
OU3	CARNRW3	6/2/21	DUP	1,2-Dichloropropane	<	0.5		ug/L	
OU3	CARNRW3	6/2/21	DUP	1,3-Dichlorobenzene	<	0.5		ug/L	
OU3	CARNRW3	6/2/21	DUP	1,4-Dichlorobenzene	<	0.5		ug/L	
OU3	CARNRW3	6/2/21	DUP	2-Chloroethylvinylether	<	1		ug/L	
OU3	CARNRW3	6/2/21	DUP	Bromodichloromethane	<	0.5		ug/L	
OU3	CARNRW3	6/2/21	DUP	Bromoform	<	0.5		ug/L	
OU3	CARNRW3	6/2/21	DUP	Bromomethane	<	0.5		ug/L	
OU3	CARNRW3	6/2/21	DUP	Carbon tetrachloride	<	0.5		ug/L	
OU3	CARNRW3	6/2/21	DUP	Chlorobenzene	<	0.5		ug/L	
OU3	CARNRW3	6/2/21	DUP	Chloroethane	<	0.5		ug/L	
OU3	CARNRW3	6/2/21	DUP	Chloroform	<	0.5		ug/L	
OU3	CARNRW3	6/2/21	DUP	Chloromethane	<	0.5		ug/L	
OU3	CARNRW3	6/2/21	DUP	cis-1,2-Dichloroethene	<	0.5		ug/L	
OU3	CARNRW3	6/2/21	DUP	cis-1,3-Dichloropropene	<	0.5		ug/L	
OU3	CARNRW3	6/2/21	DUP	Dibromochloromethane	<	0.5		ug/L	
OU3	CARNRW3	6/2/21	DUP	Dichlorodifluoromethane	<	0.5		ug/L	
OU3	CARNRW3	6/2/21	DUP	Methylene chloride	<	0.5		ug/L	
OU3	CARNRW3	6/2/21	DUP	Tetrachloroethene	<	0.5		ug/L	
OU3	CARNRW3	6/2/21	DUP	trans-1,2-Dichloroethene	<	0.5		ug/L	
OU3	CARNRW3	6/2/21	DUP	trans-1,3-Dichloropropene	<	0.5		ug/L	
OU3	CARNRW3	6/2/21	DUP	Trichloroethene	<	0.5		ug/L	
OU3	CARNRW3	6/2/21	DUP	Trichlorofluoromethane	<	0.5		ug/L	
OU3	CARNRW3	6/2/21	DUP	Trichlorotrifluoroethane	<	0.5		ug/L	
OU3	CARNRW3	6/2/21	DUP	Vinyl chloride	<	0.5		ug/L	
OU3	CARNRW3	6/2/21	DUP	Tritium	<	100	18	pCi/L	
OU3	CARNRW3	7/21/21		Nitrate (as NO3)	<	1		mg/L	D
OU3	CARNRW3	7/21/21		Perchlorate	<	2		ug/L	
OU3	CARNRW3	7/21/21		1,1-Dichloroethane	<	0.5		ug/L	
OU3	CARNRW3	7/21/21		1,1-Dichloroethene	<	0.5		ug/L	
OU3	CARNRW3	7/21/21		1,1,1-Trichloroethane	<	0.5		ug/L	
OU3	CARNRW3	7/21/21		1,1,2-Trichloroethane	<	0.5		ug/L	
OU3	CARNRW3	7/21/21		1,1,2,2-Tetrachloroethane	<	0.5		ug/L	
OU3	CARNRW3	7/21/21		1,2-Dichlorobenzene	<	0.5		ug/L	
OU3	CARNRW3	7/21/21		1,2-Dichloroethane	<	0.5		ug/L	
OU3	CARNRW3	7/21/21		1,2-Dichloroethene (total)	<	1		ug/L	
OU3	CARNRW3	7/21/21		1,2-Dichloropropane	<	0.5		ug/L	
OU3	CARNRW3	7/21/21		1,3-Dichlorobenzene	<	0.5		ug/L	
OU3	CARNRW3	7/21/21		1,4-Dichlorobenzene	<	0.5		ug/L	
OU3	CARNRW3	7/21/21		2-Chloroethylvinylether	<	10		ug/L	
OU3	CARNRW3	7/21/21		Bromodichloromethane	<	0.5		ug/L	
OU3	CARNRW3	7/21/21		Bromoform	<	0.5		ug/L	
OU3	CARNRW3	7/21/21		Bromomethane	<	1		ug/L	
OU3	CARNRW3	7/21/21		Carbon tetrachloride	<	0.5		ug/L	
OU3	CARNRW3	7/21/21		Chlorobenzene	<	0.5		ug/L	
OU3	CARNRW3	7/21/21		Chloroethane	<	0.5		ug/L	
OU3	CARNRW3	7/21/21		Chloroform	<	0.5		ug/L	
OU3	CARNRW3	7/21/21		Chloromethane	<	0.5		ug/L	
OU3	CARNRW3	7/21/21		cis-1,2-Dichloroethene	<	0.5		ug/L	
OU3	CARNRW3	7/21/21		cis-1,3-Dichloropropene	<	0.5		ug/L	
OU3	CARNRW3	7/21/21		Dibromochloromethane	<	0.5		ug/L	
OU3	CARNRW3	7/21/21		Dichlorodifluoromethane	<	0.5		ug/L	
OU3	CARNRW3	7/21/21		Methylene chloride	<	1		ug/L	
OU3	CARNRW3	7/21/21		Tetrachloroethene	<	0.5		ug/L	
OU3	CARNRW3	7/21/21		trans-1,2-Dichloroethene	<	0.5		ug/L	
OU3	CARNRW3	7/21/21		trans-1,3-Dichloropropene	<	0.5		ug/L	
OU3	CARNRW3	7/21/21		Trichloroethene	<	0.5		ug/L	
OU3	CARNRW3	7/21/21		Trichlorofluoromethane	<	0.5		ug/L	
OU3	CARNRW3	7/21/21		Trichlorotrifluoroethane	<	0.5		ug/L	

Attachment 1. Table 1. Groundwater analytical data, Site 300, 2021.

OU	Location	Date	Sample Type	Parameter	LOS Indicator	Result	Error	Units	QA Flag
OU3	CARNRW3	7/21/21		Vinyl chloride	<	0.5		ug/L	
OU3	CARNRW3	7/21/21		Tritium		124	80.7	pCi/L	
OU3	CARNRW3	7/21/21		Field Oxidation Potential (Eh)		125		mVolts	
OU3	CARNRW3	7/21/21		Field pH		8.99		Units	
OU3	CARNRW3	7/21/21		Field Specific Conductance		1167		umhos/cm	
OU3	CARNRW3	7/21/21		Field Temperature		21.9		Degrees C	
OU3	CARNRW3	7/21/21	DUP	Nitrate (as NO3)	<	1		mg/L	
OU3	CARNRW3	7/21/21	DUP	Perchlorate	<	2		ug/L	
OU3	CARNRW3	7/21/21	DUP	1,1-Dichloroethane	<	0.5		ug/L	
OU3	CARNRW3	7/21/21	DUP	1,1-Dichloroethene	<	0.5		ug/L	
OU3	CARNRW3	7/21/21	DUP	1,1,1-Trichloroethane	<	0.5		ug/L	
OU3	CARNRW3	7/21/21	DUP	1,1,2-Trichloroethane	<	0.5		ug/L	
OU3	CARNRW3	7/21/21	DUP	1,1,2,2-Tetrachloroethane	<	0.5		ug/L	
OU3	CARNRW3	7/21/21	DUP	1,2-Dichlorobenzene	<	0.5		ug/L	
OU3	CARNRW3	7/21/21	DUP	1,2-Dichloroethane	<	0.5		ug/L	
OU3	CARNRW3	7/21/21	DUP	1,2-Dichloroethene (total)	<	1		ug/L	
OU3	CARNRW3	7/21/21	DUP	1,2-Dichloropropane	<	0.5		ug/L	
OU3	CARNRW3	7/21/21	DUP	1,3-Dichlorobenzene	<	0.5		ug/L	
OU3	CARNRW3	7/21/21	DUP	1,4-Dichlorobenzene	<	0.5		ug/L	
OU3	CARNRW3	7/21/21	DUP	2-Chloroethylvinylether	<	1		ug/L	
OU3	CARNRW3	7/21/21	DUP	Bromodichloromethane	<	0.5		ug/L	
OU3	CARNRW3	7/21/21	DUP	Bromoform	<	0.5		ug/L	
OU3	CARNRW3	7/21/21	DUP	Bromomethane	<	0.5		ug/L	
OU3	CARNRW3	7/21/21	DUP	Carbon tetrachloride	<	0.5		ug/L	
OU3	CARNRW3	7/21/21	DUP	Chlorobenzene	<	0.5		ug/L	
OU3	CARNRW3	7/21/21	DUP	Chloroethane	<	0.5		ug/L	
OU3	CARNRW3	7/21/21	DUP	Chloroform	<	0.5		ug/L	
OU3	CARNRW3	7/21/21	DUP	Chloromethane	<	0.5		ug/L	
OU3	CARNRW3	7/21/21	DUP	cis-1,2-Dichloroethene	<	0.5		ug/L	
OU3	CARNRW3	7/21/21	DUP	cis-1,3-Dichloropropene	<	0.5		ug/L	
OU3	CARNRW3	7/21/21	DUP	Dibromochloromethane	<	0.5		ug/L	
OU3	CARNRW3	7/21/21	DUP	Dichlorodifluoromethane	<	0.5		ug/L	
OU3	CARNRW3	7/21/21	DUP	Methylene chloride	<	0.5		ug/L	
OU3	CARNRW3	7/21/21	DUP	Tetrachloroethene	<	0.5		ug/L	
OU3	CARNRW3	7/21/21	DUP	trans-1,2-Dichloroethene	<	0.5		ug/L	
OU3	CARNRW3	7/21/21	DUP	trans-1,3-Dichloropropene	<	0.5		ug/L	
OU3	CARNRW3	7/21/21	DUP	Trichloroethene	<	0.5		ug/L	
OU3	CARNRW3	7/21/21	DUP	Trichlorofluoromethane	<	0.5		ug/L	
OU3	CARNRW3	7/21/21	DUP	Trichlorotrifluoroethane	<	0.5		ug/L	
OU3	CARNRW3	7/21/21	DUP	Vinyl chloride	<	0.5		ug/L	
OU3	CARNRW3	7/21/21	DUP	Tritium	<	100	14	pCi/L	
OU3	CARNRW3	8/24/21		Nitrate (as NO3)	<	0.5		mg/L	
OU3	CARNRW3	8/24/21		Perchlorate	<	2		ug/L	
OU3	CARNRW3	8/24/21		1,1-Dichloroethane	<	0.5		ug/L	
OU3	CARNRW3	8/24/21		1,1-Dichloroethene	<	0.5		ug/L	
OU3	CARNRW3	8/24/21		1,1,1-Trichloroethane	<	0.5		ug/L	
OU3	CARNRW3	8/24/21		1,1,2-Trichloroethane	<	0.5		ug/L	
OU3	CARNRW3	8/24/21		1,1,2,2-Tetrachloroethane	<	0.5		ug/L	
OU3	CARNRW3	8/24/21		1,2-Dichlorobenzene	<	0.5		ug/L	
OU3	CARNRW3	8/24/21		1,2-Dichloroethane	<	0.5		ug/L	
OU3	CARNRW3	8/24/21		1,2-Dichloroethene (total)	<	1		ug/L	
OU3	CARNRW3	8/24/21		1,2-Dichloropropane	<	0.5		ug/L	
OU3	CARNRW3	8/24/21		1,3-Dichlorobenzene	<	0.5		ug/L	
OU3	CARNRW3	8/24/21		1,4-Dichlorobenzene	<	0.5		ug/L	
OU3	CARNRW3	8/24/21		2-Chloroethylvinylether	<	10		ug/L	
OU3	CARNRW3	8/24/21		Bromodichloromethane	<	0.5		ug/L	
OU3	CARNRW3	8/24/21		Bromoform	<	0.5		ug/L	
OU3	CARNRW3	8/24/21		Bromomethane	<	1		ug/L	
OU3	CARNRW3	8/24/21		Carbon tetrachloride	<	0.5		ug/L	
OU3	CARNRW3	8/24/21		Chlorobenzene	<	0.5		ug/L	
OU3	CARNRW3	8/24/21		Chloroethane	<	0.5		ug/L	
OU3	CARNRW3	8/24/21		Chloroform	<	0.5		ug/L	
OU3	CARNRW3	8/24/21		Chloromethane	<	0.5		ug/L	
OU3	CARNRW3	8/24/21		cis-1,2-Dichloroethene	<	0.5		ug/L	
OU3	CARNRW3	8/24/21		cis-1,3-Dichloropropene	<	0.5		ug/L	
OU3	CARNRW3	8/24/21		Dibromochloromethane	<	0.5		ug/L	

Attachment 1. Table 1. Groundwater analytical data, Site 300, 2021.

OU	Location	Date	Sample Type	Parameter	LOS Indicator	Result	Error	Units	QA Flag
OU3	CARNRW3	8/24/21		Dichlorodifluoromethane	<	0.5		ug/L	
OU3	CARNRW3	8/24/21		Methylene chloride	<	1		ug/L	
OU3	CARNRW3	8/24/21		Tetrachloroethene	<	0.5		ug/L	
OU3	CARNRW3	8/24/21		trans-1,2-Dichloroethene	<	0.5		ug/L	
OU3	CARNRW3	8/24/21		trans-1,3-Dichloropropene	<	0.5		ug/L	
OU3	CARNRW3	8/24/21		Trichloroethene	<	0.5		ug/L	
OU3	CARNRW3	8/24/21		Trichlorofluoromethane	<	0.5		ug/L	
OU3	CARNRW3	8/24/21		Trichlorotrifluoroethane	<	0.5		ug/L	
OU3	CARNRW3	8/24/21		Vinyl chloride	<	0.5		ug/L	
OU3	CARNRW3	8/24/21		Tritium	<	100	54.5	pCi/L	
OU3	CARNRW3	8/24/21		Field Oxidation Potential (Eh)		-42		mVolts	
OU3	CARNRW3	8/24/21		Field pH		8.51		Units	
OU3	CARNRW3	8/24/21		Field Specific Conductance		1275		umhos/cm	
OU3	CARNRW3	8/24/21		Field Temperature		22.5		Degrees C	
OU3	CARNRW3	8/24/21	DUP	Nitrate (as NO3)	<	1		mg/L	
OU3	CARNRW3	8/24/21	DUP	Perchlorate	<	2		ug/L	
OU3	CARNRW3	8/24/21	DUP	1,1-Dichloroethane	<	0.5		ug/L	
OU3	CARNRW3	8/24/21	DUP	1,1-Dichloroethene	<	0.5		ug/L	
OU3	CARNRW3	8/24/21	DUP	1,1,1-Trichloroethane	<	0.5		ug/L	
OU3	CARNRW3	8/24/21	DUP	1,1,2-Trichloroethane	<	0.5		ug/L	
OU3	CARNRW3	8/24/21	DUP	1,1,2,2-Tetrachloroethane	<	0.5		ug/L	
OU3	CARNRW3	8/24/21	DUP	1,2-Dichlorobenzene	<	0.5		ug/L	
OU3	CARNRW3	8/24/21	DUP	1,2-Dichloroethane	<	0.5		ug/L	
OU3	CARNRW3	8/24/21	DUP	1,2-Dichloroethene (total)	<	1		ug/L	
OU3	CARNRW3	8/24/21	DUP	1,2-Dichloropropane	<	0.5		ug/L	
OU3	CARNRW3	8/24/21	DUP	1,3-Dichlorobenzene	<	0.5		ug/L	
OU3	CARNRW3	8/24/21	DUP	1,4-Dichlorobenzene	<	0.5		ug/L	
OU3	CARNRW3	8/24/21	DUP	2-Chloroethylvinylether	<	1		ug/L	
OU3	CARNRW3	8/24/21	DUP	Bromodichloromethane	<	0.5		ug/L	
OU3	CARNRW3	8/24/21	DUP	Bromoform	<	0.5		ug/L	
OU3	CARNRW3	8/24/21	DUP	Bromomethane	<	0.5		ug/L	
OU3	CARNRW3	8/24/21	DUP	Carbon tetrachloride	<	0.5		ug/L	
OU3	CARNRW3	8/24/21	DUP	Chlorobenzene	<	0.5		ug/L	
OU3	CARNRW3	8/24/21	DUP	Chloroethane	<	0.5		ug/L	
OU3	CARNRW3	8/24/21	DUP	Chloroform	<	0.5		ug/L	
OU3	CARNRW3	8/24/21	DUP	Chloromethane	<	0.5		ug/L	
OU3	CARNRW3	8/24/21	DUP	cis-1,2-Dichloroethene	<	0.5		ug/L	
OU3	CARNRW3	8/24/21	DUP	cis-1,3-Dichloropropene	<	0.5		ug/L	
OU3	CARNRW3	8/24/21	DUP	Dibromochloromethane	<	0.5		ug/L	
OU3	CARNRW3	8/24/21	DUP	Dichlorodifluoromethane	<	0.5		ug/L	
OU3	CARNRW3	8/24/21	DUP	Methylene chloride	<	0.5		ug/L	
OU3	CARNRW3	8/24/21	DUP	Tetrachloroethene	<	0.5		ug/L	
OU3	CARNRW3	8/24/21	DUP	trans-1,2-Dichloroethene	<	0.5		ug/L	
OU3	CARNRW3	8/24/21	DUP	trans-1,3-Dichloropropene	<	0.5		ug/L	
OU3	CARNRW3	8/24/21	DUP	Trichloroethene	<	0.5		ug/L	
OU3	CARNRW3	8/24/21	DUP	Trichlorofluoromethane	<	0.5		ug/L	
OU3	CARNRW3	8/24/21	DUP	Trichlorotrifluoroethane	<	0.5		ug/L	
OU3	CARNRW3	8/24/21	DUP	Vinyl chloride	<	0.5		ug/L	
OU3	CARNRW3	8/24/21	DUP	Tritium	<	100	10	pCi/L	
OU3	CARNRW3	9/20/21		Nitrate (as NO3)	<	1		mg/L	D
OU3	CARNRW3	9/20/21		Perchlorate	<	2		ug/L	
OU3	CARNRW3	9/20/21		1,1-Dichloroethane	<	0.5		ug/L	
OU3	CARNRW3	9/20/21		1,1-Dichloroethene	<	0.5		ug/L	
OU3	CARNRW3	9/20/21		1,1,1-Trichloroethane	<	0.5		ug/L	
OU3	CARNRW3	9/20/21		1,1,2-Trichloroethane	<	0.5		ug/L	
OU3	CARNRW3	9/20/21		1,1,2,2-Tetrachloroethane	<	0.5		ug/L	
OU3	CARNRW3	9/20/21		1,2-Dichlorobenzene	<	0.5		ug/L	
OU3	CARNRW3	9/20/21		1,2-Dichloroethane	<	0.5		ug/L	
OU3	CARNRW3	9/20/21		1,2-Dichloroethene (total)	<	1		ug/L	
OU3	CARNRW3	9/20/21		1,2-Dichloropropane	<	0.5		ug/L	
OU3	CARNRW3	9/20/21		1,3-Dichlorobenzene	<	0.5		ug/L	
OU3	CARNRW3	9/20/21		1,4-Dichlorobenzene	<	0.5		ug/L	
OU3	CARNRW3	9/20/21		2-Chloroethylvinylether	<	10		ug/L	
OU3	CARNRW3	9/20/21		Bromodichloromethane	<	0.5		ug/L	
OU3	CARNRW3	9/20/21		Bromoform	<	0.5		ug/L	
OU3	CARNRW3	9/20/21		Bromomethane	<	1		ug/L	

Attachment 1. Table 1. Groundwater analytical data, Site 300, 2021.

OU	Location	Date	Sample Type	Parameter	LOS Indicator	Result	Error	Units	QA Flag
OU3	CARNRW3	9/20/21		Carbon tetrachloride	<	0.5		ug/L	
OU3	CARNRW3	9/20/21		Chlorobenzene	<	0.5		ug/L	
OU3	CARNRW3	9/20/21		Chloroethane	<	0.5		ug/L	
OU3	CARNRW3	9/20/21		Chloroform	<	0.5		ug/L	
OU3	CARNRW3	9/20/21		Chloromethane	<	0.5		ug/L	
OU3	CARNRW3	9/20/21		cis-1,2-Dichloroethene	<	0.5		ug/L	
OU3	CARNRW3	9/20/21		cis-1,3-Dichloropropene	<	0.5		ug/L	
OU3	CARNRW3	9/20/21		Dibromochloromethane	<	0.5		ug/L	
OU3	CARNRW3	9/20/21		Dichlorodifluoromethane	<	0.5		ug/L	
OU3	CARNRW3	9/20/21		Methylene chloride	<	1		ug/L	
OU3	CARNRW3	9/20/21		Tetrachloroethene	<	0.5		ug/L	
OU3	CARNRW3	9/20/21		trans-1,2-Dichloroethene	<	0.5		ug/L	
OU3	CARNRW3	9/20/21		trans-1,3-Dichloropropene	<	0.5		ug/L	
OU3	CARNRW3	9/20/21		Trichloroethene	<	0.5		ug/L	
OU3	CARNRW3	9/20/21		Trichlorofluoromethane	<	0.5		ug/L	
OU3	CARNRW3	9/20/21		Trichlorotrifluoroethane	<	0.5		ug/L	
OU3	CARNRW3	9/20/21		Vinyl chloride	<	0.5		ug/L	
OU3	CARNRW3	9/20/21		Tritium	<	100	60.2	pCi/L	
OU3	CARNRW3	9/20/21		Field Oxidation Potential (Eh)		-48		mVolts	
OU3	CARNRW3	9/20/21		Field pH		9.05		Units	
OU3	CARNRW3	9/20/21		Field Specific Conductance		1277		umhos/cm	
OU3	CARNRW3	9/20/21		Field Temperature		21.1		Degrees C	
OU3	CARNRW3	9/20/21	DUP	Nitrate (as NO3)	<	1		mg/L	
OU3	CARNRW3	9/20/21	DUP	Perchlorate	<	2		ug/L	
OU3	CARNRW3	9/20/21	DUP	1,1-Dichloroethane	<	0.5		ug/L	
OU3	CARNRW3	9/20/21	DUP	1,1-Dichloroethene	<	0.5		ug/L	
OU3	CARNRW3	9/20/21	DUP	1,1,1-Trichloroethane	<	0.5		ug/L	
OU3	CARNRW3	9/20/21	DUP	1,1,2-Trichloroethane	<	0.5		ug/L	
OU3	CARNRW3	9/20/21	DUP	1,1,2,2-Tetrachloroethane	<	0.5		ug/L	
OU3	CARNRW3	9/20/21	DUP	1,2-Dichlorobenzene	<	0.5		ug/L	
OU3	CARNRW3	9/20/21	DUP	1,2-Dichloroethane	<	0.5		ug/L	
OU3	CARNRW3	9/20/21	DUP	1,2-Dichloroethene (total)	<	1		ug/L	
OU3	CARNRW3	9/20/21	DUP	1,2-Dichloropropane	<	0.5		ug/L	
OU3	CARNRW3	9/20/21	DUP	1,3-Dichlorobenzene	<	0.5		ug/L	
OU3	CARNRW3	9/20/21	DUP	1,4-Dichlorobenzene	<	0.5		ug/L	
OU3	CARNRW3	9/20/21	DUP	2-Chloroethylvinylether	<	1		ug/L	
OU3	CARNRW3	9/20/21	DUP	Bromodichloromethane	<	0.5		ug/L	
OU3	CARNRW3	9/20/21	DUP	Bromoform	<	0.5		ug/L	
OU3	CARNRW3	9/20/21	DUP	Bromomethane	<	0.5		ug/L	
OU3	CARNRW3	9/20/21	DUP	Carbon tetrachloride	<	0.5		ug/L	
OU3	CARNRW3	9/20/21	DUP	Chlorobenzene	<	0.5		ug/L	
OU3	CARNRW3	9/20/21	DUP	Chloroethane	<	0.5		ug/L	
OU3	CARNRW3	9/20/21	DUP	Chloroform	<	0.5		ug/L	
OU3	CARNRW3	9/20/21	DUP	Chloromethane	<	0.5		ug/L	
OU3	CARNRW3	9/20/21	DUP	cis-1,2-Dichloroethene	<	0.5		ug/L	
OU3	CARNRW3	9/20/21	DUP	cis-1,3-Dichloropropene	<	0.5		ug/L	
OU3	CARNRW3	9/20/21	DUP	Dibromochloromethane	<	0.5		ug/L	
OU3	CARNRW3	9/20/21	DUP	Dichlorodifluoromethane	<	0.5		ug/L	
OU3	CARNRW3	9/20/21	DUP	Methylene chloride	<	0.5		ug/L	
OU3	CARNRW3	9/20/21	DUP	Tetrachloroethene	<	0.5		ug/L	
OU3	CARNRW3	9/20/21	DUP	trans-1,2-Dichloroethene	<	0.5		ug/L	
OU3	CARNRW3	9/20/21	DUP	trans-1,3-Dichloropropene	<	0.5		ug/L	
OU3	CARNRW3	9/20/21	DUP	Trichloroethene	<	0.5		ug/L	
OU3	CARNRW3	9/20/21	DUP	Trichlorofluoromethane	<	0.5		ug/L	
OU3	CARNRW3	9/20/21	DUP	Trichlorotrifluoroethane	<	0.5		ug/L	
OU3	CARNRW3	9/20/21	DUP	Vinyl chloride	<	0.5		ug/L	
OU3	CARNRW3	9/20/21	DUP	Tritium	<	100	27	pCi/L	
OU3	CARNRW3	10/18/21		Nitrate (as NO3)	<	0.5		mg/L	
OU3	CARNRW3	10/18/21		Perchlorate	<	2		ug/L	
OU3	CARNRW3	10/18/21		1,1-Dichloroethane	<	0.5		ug/L	
OU3	CARNRW3	10/18/21		1,1-Dichloroethene	<	0.5		ug/L	
OU3	CARNRW3	10/18/21		1,1,1-Trichloroethane	<	0.5		ug/L	
OU3	CARNRW3	10/18/21		1,1,2-Trichloroethane	<	0.5		ug/L	
OU3	CARNRW3	10/18/21		1,1,2,2-Tetrachloroethane	<	0.5		ug/L	
OU3	CARNRW3	10/18/21		1,2-Dichlorobenzene	<	0.5		ug/L	
OU3	CARNRW3	10/18/21		1,2-Dichloroethane	<	0.5		ug/L	

Attachment 1. Table 1. Groundwater analytical data, Site 300, 2021.

OU	Location	Date	Sample Type	Parameter	LOS Indicator	Result	Error	Units	QA Flag
OU3	CARNRW3	10/18/21		1,2-Dichloroethene (total)	<	1		ug/L	
OU3	CARNRW3	10/18/21		1,2-Dichloropropane	<	0.5		ug/L	
OU3	CARNRW3	10/18/21		1,3-Dichlorobenzene	<	0.5		ug/L	
OU3	CARNRW3	10/18/21		1,4-Dichlorobenzene	<	0.5		ug/L	
OU3	CARNRW3	10/18/21		2-Chloroethylvinylether	<	10		ug/L	
OU3	CARNRW3	10/18/21		Bromodichloromethane	<	0.5		ug/L	
OU3	CARNRW3	10/18/21		Bromoform	<	0.5		ug/L	
OU3	CARNRW3	10/18/21		Bromomethane	<	1		ug/L	
OU3	CARNRW3	10/18/21		Carbon tetrachloride	<	0.5		ug/L	
OU3	CARNRW3	10/18/21		Chlorobenzene	<	0.5		ug/L	
OU3	CARNRW3	10/18/21		Chloroethane	<	0.5		ug/L	
OU3	CARNRW3	10/18/21		Chloroform	<	0.5		ug/L	
OU3	CARNRW3	10/18/21		Chloromethane	<	0.5		ug/L	
OU3	CARNRW3	10/18/21		cis-1,2-Dichloroethene	<	0.5		ug/L	
OU3	CARNRW3	10/18/21		cis-1,3-Dichloropropene	<	0.5		ug/L	
OU3	CARNRW3	10/18/21		Dibromochloromethane	<	0.5		ug/L	
OU3	CARNRW3	10/18/21		Dichlorodifluoromethane	<	0.5		ug/L	
OU3	CARNRW3	10/18/21		Methylene chloride	<	1		ug/L	
OU3	CARNRW3	10/18/21		Tetrachloroethene	<	0.5		ug/L	
OU3	CARNRW3	10/18/21		trans-1,2-Dichloroethene	<	0.5		ug/L	
OU3	CARNRW3	10/18/21		trans-1,3-Dichloropropene	<	0.5		ug/L	
OU3	CARNRW3	10/18/21		Trichloroethene	<	0.5		ug/L	
OU3	CARNRW3	10/18/21		Trichlorofluoromethane	<	0.5		ug/L	
OU3	CARNRW3	10/18/21		Trichlorotrifluoroethane	<	0.5		ug/L	
OU3	CARNRW3	10/18/21		Vinyl chloride	<	0.5		ug/L	
OU3	CARNRW3	10/18/21		Tritium	<	100	61.3	pCi/L	
OU3	CARNRW3	10/18/21		Field Oxidation Potential (Eh)		24		mVolts	
OU3	CARNRW3	10/18/21		Field pH		8.99		Units	
OU3	CARNRW3	10/18/21		Field Specific Conductance		1285		umhos/cm	
OU3	CARNRW3	10/18/21		Field Temperature		17.8		Degrees C	
OU3	CARNRW3	10/18/21	DUP	Nitrate (as NO3)	<	1		mg/L	
OU3	CARNRW3	10/18/21	DUP	Perchlorate	<	2		ug/L	
OU3	CARNRW3	10/18/21	DUP	1,1-Dichloroethane	<	0.5		ug/L	
OU3	CARNRW3	10/18/21	DUP	1,1-Dichloroethene	<	0.5		ug/L	
OU3	CARNRW3	10/18/21	DUP	1,1,1-Trichloroethane	<	0.5		ug/L	
OU3	CARNRW3	10/18/21	DUP	1,1,2-Trichloroethane	<	0.5		ug/L	
OU3	CARNRW3	10/18/21	DUP	1,1,2,2-Tetrachloroethane	<	0.5		ug/L	
OU3	CARNRW3	10/18/21	DUP	1,2-Dichlorobenzene	<	0.5		ug/L	
OU3	CARNRW3	10/18/21	DUP	1,2-Dichloroethane	<	0.5		ug/L	
OU3	CARNRW3	10/18/21	DUP	1,2-Dichloroethene (total)	<	1		ug/L	
OU3	CARNRW3	10/18/21	DUP	1,2-Dichloropropane	<	0.5		ug/L	
OU3	CARNRW3	10/18/21	DUP	1,3-Dichlorobenzene	<	0.5		ug/L	
OU3	CARNRW3	10/18/21	DUP	1,4-Dichlorobenzene	<	0.5		ug/L	
OU3	CARNRW3	10/18/21	DUP	2-Chloroethylvinylether	<	1		ug/L	
OU3	CARNRW3	10/18/21	DUP	Bromodichloromethane	<	0.5		ug/L	
OU3	CARNRW3	10/18/21	DUP	Bromoform	<	0.5		ug/L	
OU3	CARNRW3	10/18/21	DUP	Bromomethane	<	0.5		ug/L	
OU3	CARNRW3	10/18/21	DUP	Carbon tetrachloride	<	0.5		ug/L	
OU3	CARNRW3	10/18/21	DUP	Chlorobenzene	<	0.5		ug/L	
OU3	CARNRW3	10/18/21	DUP	Chloroethane	<	0.5		ug/L	
OU3	CARNRW3	10/18/21	DUP	Chloroform	<	0.5		ug/L	
OU3	CARNRW3	10/18/21	DUP	Chloromethane	<	0.5		ug/L	
OU3	CARNRW3	10/18/21	DUP	cis-1,2-Dichloroethene	<	0.5		ug/L	
OU3	CARNRW3	10/18/21	DUP	cis-1,3-Dichloropropene	<	0.5		ug/L	
OU3	CARNRW3	10/18/21	DUP	Dibromochloromethane	<	0.5		ug/L	
OU3	CARNRW3	10/18/21	DUP	Dichlorodifluoromethane	<	0.5		ug/L	
OU3	CARNRW3	10/18/21	DUP	Methylene chloride	<	0.5		ug/L	
OU3	CARNRW3	10/18/21	DUP	Tetrachloroethene	<	0.5		ug/L	
OU3	CARNRW3	10/18/21	DUP	trans-1,2-Dichloroethene	<	0.5		ug/L	
OU3	CARNRW3	10/18/21	DUP	trans-1,3-Dichloropropene	<	0.5		ug/L	
OU3	CARNRW3	10/18/21	DUP	Trichloroethene	<	0.5		ug/L	
OU3	CARNRW3	10/18/21	DUP	Trichlorofluoromethane	<	0.5		ug/L	
OU3	CARNRW3	10/18/21	DUP	Trichlorotrifluoroethane	<	0.5		ug/L	
OU3	CARNRW3	10/18/21	DUP	Vinyl chloride	<	0.5		ug/L	
OU3	CARNRW3	10/18/21	DUP	Tritium	<	100	22	pCi/L	
OU3	CARNRW3	11/9/21		Nitrate (as NO3)	<	0.5		mg/L	

Attachment 1. Table 1. Groundwater analytical data, Site 300, 2021.

OU	Location	Date	Sample Type	Parameter	LOS Indicator	Result	Error	Units	QA Flag
OU3	CARNRW3	11/9/21		Perchlorate	<	2		ug/L	
OU3	CARNRW3	11/9/21		1,1-Dichloroethane	<	0.5		ug/L	
OU3	CARNRW3	11/9/21		1,1-Dichloroethene	<	0.5		ug/L	
OU3	CARNRW3	11/9/21		1,1,1-Trichloroethane	<	0.5		ug/L	
OU3	CARNRW3	11/9/21		1,1,2-Trichloroethane	<	0.5		ug/L	
OU3	CARNRW3	11/9/21		1,1,2,2-Tetrachloroethane	<	0.5		ug/L	
OU3	CARNRW3	11/9/21		1,2-Dichlorobenzene	<	0.5		ug/L	
OU3	CARNRW3	11/9/21		1,2-Dichloroethane	<	0.5		ug/L	
OU3	CARNRW3	11/9/21		1,2-Dichloroethene (total)	<	1		ug/L	
OU3	CARNRW3	11/9/21		1,2-Dichloropropane	<	0.5		ug/L	
OU3	CARNRW3	11/9/21		1,3-Dichlorobenzene	<	0.5		ug/L	
OU3	CARNRW3	11/9/21		1,4-Dichlorobenzene	<	0.5		ug/L	
OU3	CARNRW3	11/9/21		2-Chloroethylvinylether	<	10		ug/L	
OU3	CARNRW3	11/9/21		Bromodichloromethane	<	0.5		ug/L	
OU3	CARNRW3	11/9/21		Bromoform	<	0.5		ug/L	
OU3	CARNRW3	11/9/21		Bromomethane	<	1		ug/L	
OU3	CARNRW3	11/9/21		Carbon tetrachloride	<	0.5		ug/L	
OU3	CARNRW3	11/9/21		Chlorobenzene	<	0.5		ug/L	
OU3	CARNRW3	11/9/21		Chloroethane	<	0.5		ug/L	
OU3	CARNRW3	11/9/21		Chloroform	<	0.5		ug/L	
OU3	CARNRW3	11/9/21		Chloromethane	<	0.5		ug/L	
OU3	CARNRW3	11/9/21		cis-1,2-Dichloroethene	<	0.5		ug/L	
OU3	CARNRW3	11/9/21		cis-1,3-Dichloropropene	<	0.5		ug/L	
OU3	CARNRW3	11/9/21		Dibromochloromethane	<	0.5		ug/L	
OU3	CARNRW3	11/9/21		Dichlorodifluoromethane	<	0.5		ug/L	
OU3	CARNRW3	11/9/21		Methylene chloride	<	1		ug/L	
OU3	CARNRW3	11/9/21		Tetrachloroethene	<	0.5		ug/L	
OU3	CARNRW3	11/9/21		trans-1,2-Dichloroethene	<	0.5		ug/L	
OU3	CARNRW3	11/9/21		trans-1,3-Dichloropropene	<	0.5		ug/L	
OU3	CARNRW3	11/9/21		Trichloroethene	<	0.5		ug/L	
OU3	CARNRW3	11/9/21		Trichlorofluoromethane	<	0.5		ug/L	
OU3	CARNRW3	11/9/21		Trichlorotrifluoroethane	<	0.5		ug/L	
OU3	CARNRW3	11/9/21		Vinyl chloride	<	0.5		ug/L	
OU3	CARNRW3	11/9/21		Tritium	<	100	62.6	pCi/L	
OU3	CARNRW3	11/9/21		Field Oxidation Potential (Eh)		178		mVolts	
OU3	CARNRW3	11/9/21		Field pH		8.95		Units	
OU3	CARNRW3	11/9/21		Field Specific Conductance		1282		umhos/cm	
OU3	CARNRW3	11/9/21		Field Temperature		20.3		Degrees C	
OU3	CARNRW3	11/9/21	DUP	Nitrate (as NO3)	<	1		mg/L	
OU3	CARNRW3	11/9/21	DUP	Perchlorate	<	2		ug/L	
OU3	CARNRW3	11/9/21	DUP	1,1-Dichloroethane	<	0.5		ug/L	
OU3	CARNRW3	11/9/21	DUP	1,1-Dichloroethene	<	0.5		ug/L	
OU3	CARNRW3	11/9/21	DUP	1,1,1-Trichloroethane	<	0.5		ug/L	
OU3	CARNRW3	11/9/21	DUP	1,1,2-Trichloroethane	<	0.5		ug/L	
OU3	CARNRW3	11/9/21	DUP	1,1,2,2-Tetrachloroethane	<	0.5		ug/L	
OU3	CARNRW3	11/9/21	DUP	1,2-Dichlorobenzene	<	0.5		ug/L	
OU3	CARNRW3	11/9/21	DUP	1,2-Dichloroethane	<	0.5		ug/L	
OU3	CARNRW3	11/9/21	DUP	1,2-Dichloroethene (total)	<	1		ug/L	
OU3	CARNRW3	11/9/21	DUP	1,2-Dichloropropane	<	0.5		ug/L	
OU3	CARNRW3	11/9/21	DUP	1,3-Dichlorobenzene	<	0.5		ug/L	
OU3	CARNRW3	11/9/21	DUP	1,4-Dichlorobenzene	<	0.5		ug/L	
OU3	CARNRW3	11/9/21	DUP	2-Chloroethylvinylether	<	1		ug/L	
OU3	CARNRW3	11/9/21	DUP	Bromodichloromethane	<	0.5		ug/L	
OU3	CARNRW3	11/9/21	DUP	Bromoform	<	0.5		ug/L	
OU3	CARNRW3	11/9/21	DUP	Bromomethane	<	0.5		ug/L	
OU3	CARNRW3	11/9/21	DUP	Carbon tetrachloride	<	0.5		ug/L	
OU3	CARNRW3	11/9/21	DUP	Chlorobenzene	<	0.5		ug/L	
OU3	CARNRW3	11/9/21	DUP	Chloroethane	<	0.5		ug/L	
OU3	CARNRW3	11/9/21	DUP	Chloroform	<	0.5		ug/L	
OU3	CARNRW3	11/9/21	DUP	Chloromethane	<	0.5		ug/L	
OU3	CARNRW3	11/9/21	DUP	cis-1,2-Dichloroethene	<	0.5		ug/L	
OU3	CARNRW3	11/9/21	DUP	cis-1,3-Dichloropropene	<	0.5		ug/L	
OU3	CARNRW3	11/9/21	DUP	Dibromochloromethane	<	0.5		ug/L	
OU3	CARNRW3	11/9/21	DUP	Dichlorodifluoromethane	<	0.5		ug/L	
OU3	CARNRW3	11/9/21	DUP	Methylene chloride	<	0.5		ug/L	
OU3	CARNRW3	11/9/21	DUP	Tetrachloroethene	<	0.5		ug/L	

Attachment 1. Table 1. Groundwater analytical data, Site 300, 2021.

OU	Location	Date	Sample Type	Parameter	LOS Indicator	Result	Error	Units	QA Flag
OU3	CARNRW3	11/9/21	DUP	trans-1,2-Dichloroethene	<	0.5		ug/L	
OU3	CARNRW3	11/9/21	DUP	trans-1,3-Dichloropropene	<	0.5		ug/L	
OU3	CARNRW3	11/9/21	DUP	Trichloroethene	<	0.5		ug/L	
OU3	CARNRW3	11/9/21	DUP	Trichlorofluoromethane	<	0.5		ug/L	
OU3	CARNRW3	11/9/21	DUP	Trichlorotrifluoroethane	<	0.5		ug/L	
OU3	CARNRW3	11/9/21	DUP	Vinyl chloride	<	0.5		ug/L	
OU3	CARNRW3	11/9/21	DUP	Tritium	<	100	31	pCi/L	BO
OU3	CARNRW3	12/9/21		Nitrate (as NO3)	<	1		mg/L	D
OU3	CARNRW3	12/9/21		Perchlorate	<	2		ug/L	H
OU3	CARNRW3	12/9/21		1,1-Dichloroethane	<	0.5		ug/L	
OU3	CARNRW3	12/9/21		1,1-Dichloroethene	<	0.5		ug/L	
OU3	CARNRW3	12/9/21		1,1,1-Trichloroethane	<	0.5		ug/L	
OU3	CARNRW3	12/9/21		1,1,2-Trichloroethane	<	0.5		ug/L	
OU3	CARNRW3	12/9/21		1,1,2,2-Tetrachloroethane	<	0.5		ug/L	
OU3	CARNRW3	12/9/21		1,2-Dichlorobenzene	<	0.5		ug/L	
OU3	CARNRW3	12/9/21		1,2-Dichloroethane	<	0.5		ug/L	
OU3	CARNRW3	12/9/21		1,2-Dichloroethene (total)	<	1		ug/L	
OU3	CARNRW3	12/9/21		1,2-Dichloropropane	<	0.5		ug/L	
OU3	CARNRW3	12/9/21		1,3-Dichlorobenzene	<	0.5		ug/L	
OU3	CARNRW3	12/9/21		1,4-Dichlorobenzene	<	0.5		ug/L	
OU3	CARNRW3	12/9/21		2-Chloroethylvinylether	<	10		ug/L	
OU3	CARNRW3	12/9/21		Bromodichloromethane	<	0.5		ug/L	
OU3	CARNRW3	12/9/21		Bromoform	<	0.5		ug/L	
OU3	CARNRW3	12/9/21		Bromomethane	<	1		ug/L	
OU3	CARNRW3	12/9/21		Carbon tetrachloride	<	0.5		ug/L	
OU3	CARNRW3	12/9/21		Chlorobenzene	<	0.5		ug/L	
OU3	CARNRW3	12/9/21		Chloroethane	<	0.5		ug/L	
OU3	CARNRW3	12/9/21		Chloroform	<	0.5		ug/L	
OU3	CARNRW3	12/9/21		Chloromethane	<	0.5		ug/L	
OU3	CARNRW3	12/9/21		cis-1,2-Dichloroethene	<	0.5		ug/L	
OU3	CARNRW3	12/9/21		cis-1,3-Dichloropropene	<	0.5		ug/L	
OU3	CARNRW3	12/9/21		Dibromochloromethane	<	0.5		ug/L	
OU3	CARNRW3	12/9/21		Dichlorodifluoromethane	<	0.5		ug/L	
OU3	CARNRW3	12/9/21		Methylene chloride	<	1		ug/L	
OU3	CARNRW3	12/9/21		Tetrachloroethene	<	0.5		ug/L	
OU3	CARNRW3	12/9/21		trans-1,2-Dichloroethene	<	0.5		ug/L	
OU3	CARNRW3	12/9/21		trans-1,3-Dichloropropene	<	0.5		ug/L	
OU3	CARNRW3	12/9/21		Trichloroethene	<	0.5		ug/L	
OU3	CARNRW3	12/9/21		Trichlorofluoromethane	<	0.5		ug/L	
OU3	CARNRW3	12/9/21		Trichlorotrifluoroethane	<	0.5		ug/L	
OU3	CARNRW3	12/9/21		Vinyl chloride	<	0.5		ug/L	
OU3	CARNRW3	12/9/21		Tritium	<	100	61.6	pCi/L	
OU3	CARNRW3	12/9/21		Field Oxidation Potential (Eh)		194		mVolts	
OU3	CARNRW3	12/9/21		Field pH		8.95		Units	
OU3	CARNRW3	12/9/21		Field Specific Conductance		1797		umhos/cm	
OU3	CARNRW3	12/9/21		Field Temperature		19.7		Degrees C	
OU3	CARNRW3	12/9/21	DUP	Nitrate (as NO3)	<	1		mg/L	
OU3	CARNRW3	12/9/21	DUP	Perchlorate	<	2		ug/L	
OU3	CARNRW3	12/9/21	DUP	1,1-Dichloroethane	<	0.5		ug/L	
OU3	CARNRW3	12/9/21	DUP	1,1-Dichloroethene	<	0.5		ug/L	
OU3	CARNRW3	12/9/21	DUP	1,1,1-Trichloroethane	<	0.5		ug/L	
OU3	CARNRW3	12/9/21	DUP	1,1,2-Trichloroethane	<	0.5		ug/L	
OU3	CARNRW3	12/9/21	DUP	1,1,2,2-Tetrachloroethane	<	0.5		ug/L	
OU3	CARNRW3	12/9/21	DUP	1,2-Dichlorobenzene	<	0.5		ug/L	
OU3	CARNRW3	12/9/21	DUP	1,2-Dichloroethane	<	0.5		ug/L	
OU3	CARNRW3	12/9/21	DUP	1,2-Dichloroethene (total)	<	1		ug/L	
OU3	CARNRW3	12/9/21	DUP	1,2-Dichloropropane	<	0.5		ug/L	
OU3	CARNRW3	12/9/21	DUP	1,3-Dichlorobenzene	<	0.5		ug/L	
OU3	CARNRW3	12/9/21	DUP	1,4-Dichlorobenzene	<	0.5		ug/L	
OU3	CARNRW3	12/9/21	DUP	2-Chloroethylvinylether	<	1		ug/L	
OU3	CARNRW3	12/9/21	DUP	Bromodichloromethane	<	0.5		ug/L	
OU3	CARNRW3	12/9/21	DUP	Bromoform	<	0.5		ug/L	
OU3	CARNRW3	12/9/21	DUP	Bromomethane	<	0.5		ug/L	
OU3	CARNRW3	12/9/21	DUP	Carbon tetrachloride	<	0.5		ug/L	
OU3	CARNRW3	12/9/21	DUP	Chlorobenzene	<	0.5		ug/L	
OU3	CARNRW3	12/9/21	DUP	Chloroethane	<	0.5		ug/L	

Attachment 1. Table 1. Groundwater analytical data, Site 300, 2021.

OU	Location	Date	Sample Type	Parameter	LOS Indicator	Result	Error	Units	QA Flag
OU3	CARNRW3	12/9/21	DUP	Chloroform	<	0.5		ug/L	
OU3	CARNRW3	12/9/21	DUP	Chloromethane	<	0.5		ug/L	
OU3	CARNRW3	12/9/21	DUP	cis-1,2-Dichloroethene	<	0.5		ug/L	
OU3	CARNRW3	12/9/21	DUP	cis-1,3-Dichloropropene	<	0.5		ug/L	
OU3	CARNRW3	12/9/21	DUP	Dibromochloromethane	<	0.5		ug/L	
OU3	CARNRW3	12/9/21	DUP	Dichlorodifluoromethane	<	0.5		ug/L	
OU3	CARNRW3	12/9/21	DUP	Methylene chloride	<	0.5		ug/L	
OU3	CARNRW3	12/9/21	DUP	Tetrachloroethene	<	0.5		ug/L	
OU3	CARNRW3	12/9/21	DUP	trans-1,2-Dichloroethene	<	0.5		ug/L	
OU3	CARNRW3	12/9/21	DUP	trans-1,3-Dichloropropene	<	0.5		ug/L	
OU3	CARNRW3	12/9/21	DUP	Trichloroethene	<	0.5		ug/L	
OU3	CARNRW3	12/9/21	DUP	Trichlorofluoromethane	<	0.5		ug/L	
OU3	CARNRW3	12/9/21	DUP	Trichlorotrifluoroethane	<	0.5		ug/L	
OU3	CARNRW3	12/9/21	DUP	Vinyl chloride	<	0.5		ug/L	
OU3	CARNRW3	12/9/21	DUP	Tritium	<	100	25	pCi/L	O
OU3	CARNRW4	1/26/21		Nitrate (as NO3)	<	0.5		mg/L	
OU3	CARNRW4	1/26/21		Perchlorate	<	4		ug/L	
OU3	CARNRW4	1/26/21		1,1-Dichloroethane	<	0.5		ug/L	
OU3	CARNRW4	1/26/21		1,1-Dichloroethene	<	0.5		ug/L	
OU3	CARNRW4	1/26/21		1,1,1-Trichloroethane	<	0.5		ug/L	
OU3	CARNRW4	1/26/21		1,1,2-Trichloroethane	<	0.5		ug/L	
OU3	CARNRW4	1/26/21		1,1,2,2-Tetrachloroethane	<	0.5		ug/L	
OU3	CARNRW4	1/26/21		1,2-Dichlorobenzene	<	0.5		ug/L	
OU3	CARNRW4	1/26/21		1,2-Dichloroethane	<	0.5		ug/L	
OU3	CARNRW4	1/26/21		1,2-Dichloroethene (total)	<	1		ug/L	
OU3	CARNRW4	1/26/21		1,2-Dichloropropane	<	0.5		ug/L	
OU3	CARNRW4	1/26/21		1,3-Dichlorobenzene	<	0.5		ug/L	
OU3	CARNRW4	1/26/21		1,4-Dichlorobenzene	<	0.5		ug/L	
OU3	CARNRW4	1/26/21		2-Chloroethylvinylether	<	10		ug/L	
OU3	CARNRW4	1/26/21		Bromodichloromethane	<	0.5		ug/L	
OU3	CARNRW4	1/26/21		Bromoform	<	0.5		ug/L	
OU3	CARNRW4	1/26/21		Bromomethane	<	1		ug/L	
OU3	CARNRW4	1/26/21		Carbon tetrachloride	<	0.5		ug/L	
OU3	CARNRW4	1/26/21		Chlorobenzene	<	0.5		ug/L	
OU3	CARNRW4	1/26/21		Chloroethane	<	0.5		ug/L	
OU3	CARNRW4	1/26/21		Chloroform	<	0.5		ug/L	
OU3	CARNRW4	1/26/21		Chloromethane	<	0.5		ug/L	
OU3	CARNRW4	1/26/21		cis-1,2-Dichloroethene	<	0.5		ug/L	
OU3	CARNRW4	1/26/21		cis-1,3-Dichloropropene	<	0.5		ug/L	
OU3	CARNRW4	1/26/21		Dibromochloromethane	<	0.5		ug/L	
OU3	CARNRW4	1/26/21		Dichlorodifluoromethane	<	0.5		ug/L	
OU3	CARNRW4	1/26/21		Methylene chloride	<	1		ug/L	
OU3	CARNRW4	1/26/21		Tetrachloroethene	<	0.5		ug/L	
OU3	CARNRW4	1/26/21		trans-1,2-Dichloroethene	<	0.5		ug/L	
OU3	CARNRW4	1/26/21		trans-1,3-Dichloropropene	<	0.5		ug/L	
OU3	CARNRW4	1/26/21		Trichloroethene	<	0.5		ug/L	
OU3	CARNRW4	1/26/21		Trichlorofluoromethane	<	0.5		ug/L	
OU3	CARNRW4	1/26/21		Trichlorotrifluoroethane	<	0.5		ug/L	
OU3	CARNRW4	1/26/21		Vinyl chloride	<	0.5		ug/L	
OU3	CARNRW4	1/26/21		Tritium	<	100	56.8	pCi/L	
OU3	CARNRW4	1/26/21		Field Oxidation Potential (Eh)		61		mVolts	
OU3	CARNRW4	1/26/21		Field pH		8.37		Units	
OU3	CARNRW4	1/26/21		Field Specific Conductance		1303		umhos/cm	
OU3	CARNRW4	1/26/21		Field Temperature		18.1		Degrees C	
OU3	CARNRW4	1/26/21	DUP	Nitrate (as NO3)	<	0.5		mg/L	
OU3	CARNRW4	1/26/21	DUP	Perchlorate	<	4		ug/L	
OU3	CARNRW4	1/26/21	DUP	1,1-Dichloroethane	<	0.5		ug/L	
OU3	CARNRW4	1/26/21	DUP	1,1-Dichloroethene	<	0.5		ug/L	
OU3	CARNRW4	1/26/21	DUP	1,1,1-Trichloroethane	<	0.5		ug/L	
OU3	CARNRW4	1/26/21	DUP	1,1,2-Trichloroethane	<	0.5		ug/L	
OU3	CARNRW4	1/26/21	DUP	1,1,2,2-Tetrachloroethane	<	0.5		ug/L	
OU3	CARNRW4	1/26/21	DUP	1,2-Dichlorobenzene	<	0.5		ug/L	
OU3	CARNRW4	1/26/21	DUP	1,2-Dichloroethane	<	0.5		ug/L	
OU3	CARNRW4	1/26/21	DUP	1,2-Dichloroethene (total)	<	1		ug/L	
OU3	CARNRW4	1/26/21	DUP	1,2-Dichloropropane	<	0.5		ug/L	
OU3	CARNRW4	1/26/21	DUP	1,3-Dichlorobenzene	<	0.5		ug/L	

Attachment 1. Table 1. Groundwater analytical data, Site 300, 2021.

OU	Location	Date	Sample Type	Parameter	LOS Indicator	Result	Error	Units	QA Flag
OU3	CARNRW4	1/26/21	DUP	1,4-Dichlorobenzene	<	0.5		ug/L	
OU3	CARNRW4	1/26/21	DUP	2-Chloroethylvinylether	<	1		ug/L	
OU3	CARNRW4	1/26/21	DUP	Bromodichloromethane	<	0.5		ug/L	
OU3	CARNRW4	1/26/21	DUP	Bromoform	<	0.5		ug/L	
OU3	CARNRW4	1/26/21	DUP	Bromomethane	<	0.5		ug/L	
OU3	CARNRW4	1/26/21	DUP	Carbon tetrachloride	<	0.5		ug/L	
OU3	CARNRW4	1/26/21	DUP	Chlorobenzene	<	0.5		ug/L	
OU3	CARNRW4	1/26/21	DUP	Chloroethane	<	0.5		ug/L	
OU3	CARNRW4	1/26/21	DUP	Chloroform	<	0.5		ug/L	
OU3	CARNRW4	1/26/21	DUP	Chloromethane	<	0.5		ug/L	
OU3	CARNRW4	1/26/21	DUP	cis-1,2-Dichloroethene	<	0.5		ug/L	
OU3	CARNRW4	1/26/21	DUP	cis-1,3-Dichloropropene	<	0.5		ug/L	
OU3	CARNRW4	1/26/21	DUP	Dibromochloromethane	<	0.5		ug/L	
OU3	CARNRW4	1/26/21	DUP	Dichlorodifluoromethane	<	0.5		ug/L	L
OU3	CARNRW4	1/26/21	DUP	Methylene chloride	<	0.5		ug/L	
OU3	CARNRW4	1/26/21	DUP	Tetrachloroethene	<	0.5		ug/L	
OU3	CARNRW4	1/26/21	DUP	trans-1,2-Dichloroethene	<	0.5		ug/L	
OU3	CARNRW4	1/26/21	DUP	trans-1,3-Dichloropropene	<	0.5		ug/L	
OU3	CARNRW4	1/26/21	DUP	Trichloroethene	<	0.5		ug/L	
OU3	CARNRW4	1/26/21	DUP	Trichlorofluoromethane	<	0.5		ug/L	
OU3	CARNRW4	1/26/21	DUP	Trichlorotrifluoroethane	<	0.5		ug/L	
OU3	CARNRW4	1/26/21	DUP	Vinyl chloride	<	0.5		ug/L	
OU3	CARNRW4	1/26/21	DUP	Tritium	<	100	27	pCi/L	
OU3	CARNRW4	2/16/21		Nitrate (as NO3)	<	0.5		mg/L	
OU3	CARNRW4	2/16/21		Perchlorate	<	4		ug/L	
OU3	CARNRW4	2/16/21		1,1-Dichloroethane	<	0.5		ug/L	
OU3	CARNRW4	2/16/21		1,1-Dichloroethene	<	0.5		ug/L	
OU3	CARNRW4	2/16/21		1,1,1-Trichloroethane	<	0.5		ug/L	
OU3	CARNRW4	2/16/21		1,1,2-Trichloroethane	<	0.5		ug/L	
OU3	CARNRW4	2/16/21		1,1,2,2-Tetrachloroethane	<	0.5		ug/L	
OU3	CARNRW4	2/16/21		1,2-Dichlorobenzene	<	0.5		ug/L	
OU3	CARNRW4	2/16/21		1,2-Dichloroethane	<	0.5		ug/L	
OU3	CARNRW4	2/16/21		1,2-Dichloroethene (total)	<	1		ug/L	
OU3	CARNRW4	2/16/21		1,2-Dichloropropane	<	0.5		ug/L	
OU3	CARNRW4	2/16/21		1,3-Dichlorobenzene	<	0.5		ug/L	
OU3	CARNRW4	2/16/21		1,4-Dichlorobenzene	<	0.5		ug/L	
OU3	CARNRW4	2/16/21		2-Chloroethylvinylether	<	10		ug/L	
OU3	CARNRW4	2/16/21		Bromodichloromethane	<	0.5		ug/L	
OU3	CARNRW4	2/16/21		Bromoform	<	0.5		ug/L	
OU3	CARNRW4	2/16/21		Bromomethane	<	1		ug/L	
OU3	CARNRW4	2/16/21		Carbon tetrachloride	<	0.5		ug/L	
OU3	CARNRW4	2/16/21		Chlorobenzene	<	0.5		ug/L	
OU3	CARNRW4	2/16/21		Chloroethane	<	0.5		ug/L	
OU3	CARNRW4	2/16/21		Chloroform	<	0.5		ug/L	
OU3	CARNRW4	2/16/21		Chloromethane	<	0.5		ug/L	
OU3	CARNRW4	2/16/21		cis-1,2-Dichloroethene	<	0.5		ug/L	
OU3	CARNRW4	2/16/21		cis-1,3-Dichloropropene	<	0.5		ug/L	
OU3	CARNRW4	2/16/21		Dibromochloromethane	<	0.5		ug/L	
OU3	CARNRW4	2/16/21		Dichlorodifluoromethane	<	0.5		ug/L	
OU3	CARNRW4	2/16/21		Methylene chloride	<	1		ug/L	
OU3	CARNRW4	2/16/21		Tetrachloroethene	<	0.5		ug/L	
OU3	CARNRW4	2/16/21		trans-1,2-Dichloroethene	<	0.5		ug/L	
OU3	CARNRW4	2/16/21		trans-1,3-Dichloropropene	<	0.5		ug/L	
OU3	CARNRW4	2/16/21		Trichloroethene	<	0.5		ug/L	
OU3	CARNRW4	2/16/21		Trichlorofluoromethane	<	0.5		ug/L	
OU3	CARNRW4	2/16/21		Trichlorotrifluoroethane	<	0.5		ug/L	
OU3	CARNRW4	2/16/21		Vinyl chloride	<	0.5		ug/L	
OU3	CARNRW4	2/16/21		Tritium	<	100	60.5	pCi/L	
OU3	CARNRW4	2/16/21		Field Oxidation Potential (Eh)		72		mVolts	
OU3	CARNRW4	2/16/21		Field pH		8.22		Units	
OU3	CARNRW4	2/16/21		Field Specific Conductance		1110		umhos/cm	
OU3	CARNRW4	2/16/21		Field Temperature		18.7		Degrees C	
OU3	CARNRW4	2/16/21	DUP	Nitrate (as NO3)	<	0.5		mg/L	
OU3	CARNRW4	2/16/21	DUP	Perchlorate	<	4		ug/L	
OU3	CARNRW4	2/16/21	DUP	1,1-Dichloroethane	<	0.5		ug/L	
OU3	CARNRW4	2/16/21	DUP	1,1-Dichloroethene	<	0.5		ug/L	

Attachment 1. Table 1. Groundwater analytical data, Site 300, 2021.

OU	Location	Date	Sample Type	Parameter	LOS Indicator	Result	Error	Units	QA Flag
OU3	CARNRW4	2/16/21	DUP	1,1,1-Trichloroethane	<	0.5		ug/L	
OU3	CARNRW4	2/16/21	DUP	1,1,2-Trichloroethane	<	0.5		ug/L	
OU3	CARNRW4	2/16/21	DUP	1,1,2,2-Tetrachloroethane	<	0.5		ug/L	
OU3	CARNRW4	2/16/21	DUP	1,2-Dichlorobenzene	<	0.5		ug/L	
OU3	CARNRW4	2/16/21	DUP	1,2-Dichloroethane	<	0.5		ug/L	
OU3	CARNRW4	2/16/21	DUP	1,2-Dichloroethene (total)	<	1		ug/L	
OU3	CARNRW4	2/16/21	DUP	1,2-Dichloropropane	<	0.5		ug/L	
OU3	CARNRW4	2/16/21	DUP	1,3-Dichlorobenzene	<	0.5		ug/L	
OU3	CARNRW4	2/16/21	DUP	1,4-Dichlorobenzene	<	0.5		ug/L	
OU3	CARNRW4	2/16/21	DUP	2-Chloroethylvinylether	<	1		ug/L	
OU3	CARNRW4	2/16/21	DUP	Bromodichloromethane	<	0.5		ug/L	
OU3	CARNRW4	2/16/21	DUP	Bromoform	<	0.5		ug/L	
OU3	CARNRW4	2/16/21	DUP	Bromomethane	<	0.5		ug/L	
OU3	CARNRW4	2/16/21	DUP	Carbon tetrachloride	<	0.5		ug/L	
OU3	CARNRW4	2/16/21	DUP	Chlorobenzene	<	0.5		ug/L	
OU3	CARNRW4	2/16/21	DUP	Chloroethane	<	0.5		ug/L	
OU3	CARNRW4	2/16/21	DUP	Chloroform	<	0.5		ug/L	
OU3	CARNRW4	2/16/21	DUP	Chloromethane	<	0.5		ug/L	
OU3	CARNRW4	2/16/21	DUP	cis-1,2-Dichloroethene	<	0.5		ug/L	
OU3	CARNRW4	2/16/21	DUP	cis-1,3-Dichloropropene	<	0.5		ug/L	
OU3	CARNRW4	2/16/21	DUP	Dibromochloromethane	<	0.5		ug/L	
OU3	CARNRW4	2/16/21	DUP	Dichlorodifluoromethane	<	0.5		ug/L	
OU3	CARNRW4	2/16/21	DUP	Methylene chloride	<	0.5		ug/L	
OU3	CARNRW4	2/16/21	DUP	Tetrachloroethene	<	0.5		ug/L	
OU3	CARNRW4	2/16/21	DUP	trans-1,2-Dichloroethene	<	0.5		ug/L	
OU3	CARNRW4	2/16/21	DUP	trans-1,3-Dichloropropene	<	0.5		ug/L	
OU3	CARNRW4	2/16/21	DUP	Trichloroethene	<	0.5		ug/L	
OU3	CARNRW4	2/16/21	DUP	Trichlorofluoromethane	<	0.5		ug/L	
OU3	CARNRW4	2/16/21	DUP	Trichlorotrifluoroethane	<	0.5		ug/L	
OU3	CARNRW4	2/16/21	DUP	Vinyl chloride	<	0.5		ug/L	
OU3	CARNRW4	2/16/21	DUP	Tritium	<	100	26	pCi/L	
OU3	CARNRW4	3/3/21		Nitrate (as NO3)	<	0.5		mg/L	
OU3	CARNRW4	3/3/21		Perchlorate	<	4		ug/L	
OU3	CARNRW4	3/3/21		1,1-Dichloroethane	<	0.5		ug/L	
OU3	CARNRW4	3/3/21		1,1-Dichloroethene	<	0.5		ug/L	
OU3	CARNRW4	3/3/21		1,1,1-Trichloroethane	<	0.5		ug/L	
OU3	CARNRW4	3/3/21		1,1,2-Trichloroethane	<	0.5		ug/L	
OU3	CARNRW4	3/3/21		1,1,2,2-Tetrachloroethane	<	0.5		ug/L	
OU3	CARNRW4	3/3/21		1,2-Dichlorobenzene	<	0.5		ug/L	
OU3	CARNRW4	3/3/21		1,2-Dichloroethane	<	0.5		ug/L	
OU3	CARNRW4	3/3/21		1,2-Dichloroethene (total)	<	1		ug/L	
OU3	CARNRW4	3/3/21		1,2-Dichloropropane	<	0.5		ug/L	
OU3	CARNRW4	3/3/21		1,3-Dichlorobenzene	<	0.5		ug/L	
OU3	CARNRW4	3/3/21		1,4-Dichlorobenzene	<	0.5		ug/L	
OU3	CARNRW4	3/3/21		2-Chloroethylvinylether	<	10		ug/L	
OU3	CARNRW4	3/3/21		Bromodichloromethane	<	0.5		ug/L	
OU3	CARNRW4	3/3/21		Bromoform	<	0.5		ug/L	
OU3	CARNRW4	3/3/21		Bromomethane	<	1		ug/L	
OU3	CARNRW4	3/3/21		Carbon tetrachloride	<	0.5		ug/L	
OU3	CARNRW4	3/3/21		Chlorobenzene	<	0.5		ug/L	
OU3	CARNRW4	3/3/21		Chloroethane	<	0.5		ug/L	
OU3	CARNRW4	3/3/21		Chloroform	<	0.5		ug/L	
OU3	CARNRW4	3/3/21		Chloromethane	<	0.5		ug/L	
OU3	CARNRW4	3/3/21		cis-1,2-Dichloroethene	<	0.5		ug/L	
OU3	CARNRW4	3/3/21		cis-1,3-Dichloropropene	<	0.5		ug/L	
OU3	CARNRW4	3/3/21		Dibromochloromethane	<	0.5		ug/L	
OU3	CARNRW4	3/3/21		Dichlorodifluoromethane	<	0.5		ug/L	
OU3	CARNRW4	3/3/21		Methylene chloride	<	1		ug/L	
OU3	CARNRW4	3/3/21		Tetrachloroethene	<	0.5		ug/L	
OU3	CARNRW4	3/3/21		trans-1,2-Dichloroethene	<	0.5		ug/L	
OU3	CARNRW4	3/3/21		trans-1,3-Dichloropropene	<	0.5		ug/L	
OU3	CARNRW4	3/3/21		Trichloroethene	<	0.5		ug/L	
OU3	CARNRW4	3/3/21		Trichlorofluoromethane	<	0.5		ug/L	
OU3	CARNRW4	3/3/21		Trichlorotrifluoroethane	<	0.5		ug/L	
OU3	CARNRW4	3/3/21		Vinyl chloride	<	0.5		ug/L	
OU3	CARNRW4	3/3/21		Tritium	<	100	67.7	pCi/L	

Attachment 1. Table 1. Groundwater analytical data, Site 300, 2021.

OU	Location	Date	Sample Type	Parameter	LOS Indicator	Result	Error	Units	QA Flag
OU3	CARNRW4	3/3/21		Field Oxidation Potential (Eh)		54		mVolts	
OU3	CARNRW4	3/3/21		Field pH		8.51		Units	
OU3	CARNRW4	3/3/21		Field Specific Conductance		1462		umhos/cm	
OU3	CARNRW4	3/3/21		Field Temperature		19.4		Degrees C	
OU3	CARNRW4	3/3/21	DUP	Nitrate (as NO3)	<	0.5		mg/L	
OU3	CARNRW4	3/3/21	DUP	Perchlorate	<	4		ug/L	
OU3	CARNRW4	3/3/21	DUP	1,1-Dichloroethane	<	0.5		ug/L	
OU3	CARNRW4	3/3/21	DUP	1,1-Dichloroethene	<	0.5		ug/L	
OU3	CARNRW4	3/3/21	DUP	1,1,1-Trichloroethane	<	0.5		ug/L	
OU3	CARNRW4	3/3/21	DUP	1,1,2-Trichloroethane	<	0.5		ug/L	
OU3	CARNRW4	3/3/21	DUP	1,1,2,2-Tetrachloroethane	<	0.5		ug/L	
OU3	CARNRW4	3/3/21	DUP	1,2-Dichlorobenzene	<	0.5		ug/L	
OU3	CARNRW4	3/3/21	DUP	1,2-Dichloroethane	<	0.5		ug/L	
OU3	CARNRW4	3/3/21	DUP	1,2-Dichloroethene (total)	<	1		ug/L	
OU3	CARNRW4	3/3/21	DUP	1,2-Dichloropropane	<	0.5		ug/L	
OU3	CARNRW4	3/3/21	DUP	1,3-Dichlorobenzene	<	0.5		ug/L	
OU3	CARNRW4	3/3/21	DUP	1,4-Dichlorobenzene	<	0.5		ug/L	
OU3	CARNRW4	3/3/21	DUP	2-Chloroethylvinylether	<	1		ug/L	
OU3	CARNRW4	3/3/21	DUP	Bromodichloromethane	<	0.5		ug/L	
OU3	CARNRW4	3/3/21	DUP	Bromoform	<	0.5		ug/L	
OU3	CARNRW4	3/3/21	DUP	Bromomethane	<	0.5		ug/L	
OU3	CARNRW4	3/3/21	DUP	Carbon tetrachloride	<	0.5		ug/L	
OU3	CARNRW4	3/3/21	DUP	Chlorobenzene	<	0.5		ug/L	
OU3	CARNRW4	3/3/21	DUP	Chloroethane	<	0.5		ug/L	
OU3	CARNRW4	3/3/21	DUP	Chloroform	<	0.5		ug/L	
OU3	CARNRW4	3/3/21	DUP	Chloromethane	<	0.5		ug/L	
OU3	CARNRW4	3/3/21	DUP	cis-1,2-Dichloroethene	<	0.5		ug/L	
OU3	CARNRW4	3/3/21	DUP	cis-1,3-Dichloropropene	<	0.5		ug/L	
OU3	CARNRW4	3/3/21	DUP	Dibromochloromethane	<	0.5		ug/L	
OU3	CARNRW4	3/3/21	DUP	Dichlorodifluoromethane	<	0.5		ug/L	
OU3	CARNRW4	3/3/21	DUP	Methylene chloride	<	0.5		ug/L	
OU3	CARNRW4	3/3/21	DUP	Tetrachloroethene	<	0.5		ug/L	
OU3	CARNRW4	3/3/21	DUP	trans-1,2-Dichloroethene	<	0.5		ug/L	
OU3	CARNRW4	3/3/21	DUP	trans-1,3-Dichloropropene	<	0.5		ug/L	
OU3	CARNRW4	3/3/21	DUP	Trichloroethene	<	0.5		ug/L	
OU3	CARNRW4	3/3/21	DUP	Trichlorofluoromethane	<	0.5		ug/L	
OU3	CARNRW4	3/3/21	DUP	Trichlorotrifluoroethane	<	0.5		ug/L	
OU3	CARNRW4	3/3/21	DUP	Vinyl chloride	<	0.5		ug/L	
OU3	CARNRW4	3/3/21	DUP	Tritium	<	100	31	pCi/L	
OU3	CARNRW4	4/27/21		Nitrate (as NO3)	<	1		mg/L	D
OU3	CARNRW4	4/27/21		Perchlorate	<	4		ug/L	
OU3	CARNRW4	4/27/21		1,1-Dichloroethane	<	0.5		ug/L	
OU3	CARNRW4	4/27/21		1,1-Dichloroethene	<	0.5		ug/L	
OU3	CARNRW4	4/27/21		1,1,1-Trichloroethane	<	0.5		ug/L	
OU3	CARNRW4	4/27/21		1,1,2-Trichloroethane	<	0.5		ug/L	
OU3	CARNRW4	4/27/21		1,1,2,2-Tetrachloroethane	<	0.5		ug/L	
OU3	CARNRW4	4/27/21		1,2-Dichlorobenzene	<	0.5		ug/L	
OU3	CARNRW4	4/27/21		1,2-Dichloroethane	<	0.5		ug/L	
OU3	CARNRW4	4/27/21		1,2-Dichloroethene (total)	<	1		ug/L	
OU3	CARNRW4	4/27/21		1,2-Dichloropropane	<	0.5		ug/L	
OU3	CARNRW4	4/27/21		1,3-Dichlorobenzene	<	0.5		ug/L	
OU3	CARNRW4	4/27/21		1,4-Dichlorobenzene	<	0.5		ug/L	
OU3	CARNRW4	4/27/21		2-Chloroethylvinylether	<	10		ug/L	
OU3	CARNRW4	4/27/21		Bromodichloromethane	<	0.5		ug/L	
OU3	CARNRW4	4/27/21		Bromoform	<	0.5		ug/L	
OU3	CARNRW4	4/27/21		Bromomethane	<	1		ug/L	
OU3	CARNRW4	4/27/21		Carbon tetrachloride	<	0.5		ug/L	
OU3	CARNRW4	4/27/21		Chlorobenzene	<	0.5		ug/L	
OU3	CARNRW4	4/27/21		Chloroethane	<	0.5		ug/L	
OU3	CARNRW4	4/27/21		Chloroform	<	0.5		ug/L	
OU3	CARNRW4	4/27/21		Chloromethane	<	0.5		ug/L	
OU3	CARNRW4	4/27/21		cis-1,2-Dichloroethene	<	0.5		ug/L	
OU3	CARNRW4	4/27/21		cis-1,3-Dichloropropene	<	0.5		ug/L	
OU3	CARNRW4	4/27/21		Dibromochloromethane	<	0.5		ug/L	
OU3	CARNRW4	4/27/21		Dichlorodifluoromethane	<	0.5		ug/L	
OU3	CARNRW4	4/27/21		Methylene chloride	<	1		ug/L	

Attachment 1. Table 1. Groundwater analytical data, Site 300, 2021.

OU	Location	Date	Sample Type	Parameter	LOS Indicator	Result	Error	Units	QA Flag
OU3	CARNRW4	4/27/21		Tetrachloroethene	<	0.5		ug/L	
OU3	CARNRW4	4/27/21		trans-1,2-Dichloroethene	<	0.5		ug/L	
OU3	CARNRW4	4/27/21		trans-1,3-Dichloropropene	<	0.5		ug/L	
OU3	CARNRW4	4/27/21		Trichloroethene	<	0.5		ug/L	
OU3	CARNRW4	4/27/21		Trichlorofluoromethane	<	0.5		ug/L	
OU3	CARNRW4	4/27/21		Trichlorotrifluoroethane	<	0.5		ug/L	
OU3	CARNRW4	4/27/21		Vinyl chloride	<	0.5		ug/L	
OU3	CARNRW4	4/27/21		Tritium	<	100	58.8	pCi/L	
OU3	CARNRW4	4/27/21		Field Oxidation Potential (Eh)		119		mVolts	
OU3	CARNRW4	4/27/21		Field pH		7.65		Units	
OU3	CARNRW4	4/27/21		Field Specific Conductance		1755		umhos/cm	
OU3	CARNRW4	4/27/21		Field Temperature		20		Degrees C	
OU3	CARNRW4	4/27/21	DUP	Nitrate (as NO3)	<	0.5		mg/L	
OU3	CARNRW4	4/27/21	DUP	Perchlorate	<	4		ug/L	
OU3	CARNRW4	4/27/21	DUP	1,1-Dichloroethane	<	0.5		ug/L	
OU3	CARNRW4	4/27/21	DUP	1,1-Dichloroethene	<	0.5		ug/L	
OU3	CARNRW4	4/27/21	DUP	1,1,1-Trichloroethane	<	0.5		ug/L	
OU3	CARNRW4	4/27/21	DUP	1,1,2-Trichloroethane	<	0.5		ug/L	
OU3	CARNRW4	4/27/21	DUP	1,1,2,2-Tetrachloroethane	<	0.5		ug/L	
OU3	CARNRW4	4/27/21	DUP	1,2-Dichlorobenzene	<	0.5		ug/L	
OU3	CARNRW4	4/27/21	DUP	1,2-Dichloroethane	<	0.5		ug/L	
OU3	CARNRW4	4/27/21	DUP	1,2-Dichloroethene (total)	<	1		ug/L	
OU3	CARNRW4	4/27/21	DUP	1,2-Dichloropropane	<	0.5		ug/L	
OU3	CARNRW4	4/27/21	DUP	1,3-Dichlorobenzene	<	0.5		ug/L	
OU3	CARNRW4	4/27/21	DUP	1,4-Dichlorobenzene	<	0.5		ug/L	
OU3	CARNRW4	4/27/21	DUP	2-Chloroethylvinylether	<	1		ug/L	
OU3	CARNRW4	4/27/21	DUP	Bromodichloromethane	<	0.5		ug/L	
OU3	CARNRW4	4/27/21	DUP	Bromoform	<	0.5		ug/L	
OU3	CARNRW4	4/27/21	DUP	Bromomethane	<	0.5		ug/L	
OU3	CARNRW4	4/27/21	DUP	Carbon tetrachloride	<	0.5		ug/L	
OU3	CARNRW4	4/27/21	DUP	Chlorobenzene	<	0.5		ug/L	
OU3	CARNRW4	4/27/21	DUP	Chloroethane	<	0.5		ug/L	
OU3	CARNRW4	4/27/21	DUP	Chloroform	<	0.5		ug/L	
OU3	CARNRW4	4/27/21	DUP	Chloromethane	<	0.5		ug/L	
OU3	CARNRW4	4/27/21	DUP	cis-1,2-Dichloroethene	<	0.5		ug/L	
OU3	CARNRW4	4/27/21	DUP	cis-1,3-Dichloropropene	<	0.5		ug/L	
OU3	CARNRW4	4/27/21	DUP	Dibromochloromethane	<	0.5		ug/L	
OU3	CARNRW4	4/27/21	DUP	Dichlorodifluoromethane	<	0.5		ug/L	
OU3	CARNRW4	4/27/21	DUP	Methylene chloride	<	0.5		ug/L	
OU3	CARNRW4	4/27/21	DUP	Tetrachloroethene	<	0.5		ug/L	
OU3	CARNRW4	4/27/21	DUP	trans-1,2-Dichloroethene	<	0.5		ug/L	
OU3	CARNRW4	4/27/21	DUP	trans-1,3-Dichloropropene	<	0.5		ug/L	
OU3	CARNRW4	4/27/21	DUP	Trichloroethene	<	0.5		ug/L	
OU3	CARNRW4	4/27/21	DUP	Trichlorofluoromethane	<	0.5		ug/L	
OU3	CARNRW4	4/27/21	DUP	Trichlorotrifluoroethane	<	0.5		ug/L	
OU3	CARNRW4	4/27/21	DUP	Vinyl chloride	<	0.5		ug/L	
OU3	CARNRW4	4/27/21	DUP	Tritium	<	100	27	pCi/L	B
OU3	CARNRW4	5/11/21		Nitrate (as NO3)	<	0.5		mg/L	
OU3	CARNRW4	5/11/21		Perchlorate	<	4		ug/L	
OU3	CARNRW4	5/11/21		1,1-Dichloroethane	<	0.5		ug/L	
OU3	CARNRW4	5/11/21		1,1-Dichloroethene	<	0.5		ug/L	
OU3	CARNRW4	5/11/21		1,1,1-Trichloroethane	<	0.5		ug/L	
OU3	CARNRW4	5/11/21		1,1,2-Trichloroethane	<	0.5		ug/L	
OU3	CARNRW4	5/11/21		1,1,2,2-Tetrachloroethane	<	0.5		ug/L	
OU3	CARNRW4	5/11/21		1,2-Dichlorobenzene	<	0.5		ug/L	
OU3	CARNRW4	5/11/21		1,2-Dichloroethane	<	0.5		ug/L	
OU3	CARNRW4	5/11/21		1,2-Dichloroethene (total)	<	1		ug/L	
OU3	CARNRW4	5/11/21		1,2-Dichloropropane	<	0.5		ug/L	
OU3	CARNRW4	5/11/21		1,3-Dichlorobenzene	<	0.5		ug/L	
OU3	CARNRW4	5/11/21		1,4-Dichlorobenzene	<	0.5		ug/L	
OU3	CARNRW4	5/11/21		2-Chloroethylvinylether	<	10		ug/L	
OU3	CARNRW4	5/11/21		Bromodichloromethane	<	0.5		ug/L	
OU3	CARNRW4	5/11/21		Bromoform	<	0.5		ug/L	
OU3	CARNRW4	5/11/21		Bromomethane	<	1		ug/L	
OU3	CARNRW4	5/11/21		Carbon tetrachloride	<	0.5		ug/L	
OU3	CARNRW4	5/11/21		Chlorobenzene	<	0.5		ug/L	

Attachment 1. Table 1. Groundwater analytical data, Site 300, 2021.

OU	Location	Date	Sample Type	Parameter	LOS Indicator	Result	Error	Units	QA Flag
OU3	CARNRW4	5/11/21		Chloroethane	<	0.5		ug/L	
OU3	CARNRW4	5/11/21		Chloroform	<	0.5		ug/L	
OU3	CARNRW4	5/11/21		Chloromethane	<	0.5		ug/L	
OU3	CARNRW4	5/11/21		cis-1,2-Dichloroethene	<	0.5		ug/L	
OU3	CARNRW4	5/11/21		cis-1,3-Dichloropropene	<	0.5		ug/L	
OU3	CARNRW4	5/11/21		Dibromochloromethane	<	0.5		ug/L	
OU3	CARNRW4	5/11/21		Dichlorodifluoromethane	<	0.5		ug/L	
OU3	CARNRW4	5/11/21		Methylene chloride	<	1		ug/L	
OU3	CARNRW4	5/11/21		Tetrachloroethene	<	0.5		ug/L	
OU3	CARNRW4	5/11/21		trans-1,2-Dichloroethene	<	0.5		ug/L	
OU3	CARNRW4	5/11/21		trans-1,3-Dichloropropene	<	0.5		ug/L	
OU3	CARNRW4	5/11/21		Trichloroethene	<	0.5		ug/L	
OU3	CARNRW4	5/11/21		Trichlorofluoromethane	<	0.5		ug/L	
OU3	CARNRW4	5/11/21		Trichlorotrifluoroethane	<	0.5		ug/L	
OU3	CARNRW4	5/11/21		Vinyl chloride	<	0.5		ug/L	
OU3	CARNRW4	5/11/21		Tritium	<	100	54.2	pCi/L	
OU3	CARNRW4	5/11/21		Field Oxidation Potential (Eh)		100		mVolts	
OU3	CARNRW4	5/11/21		Field pH		7.76		Units	
OU3	CARNRW4	5/11/21		Field Specific Conductance		1721		umhos/cm	
OU3	CARNRW4	5/11/21		Field Temperature		20.1		Degrees C	
OU3	CARNRW4	5/11/21	DUP	Nitrate (as NO3)	<	0.5		mg/L	
OU3	CARNRW4	5/11/21	DUP	Perchlorate	<	4		ug/L	
OU3	CARNRW4	5/11/21	DUP	1,1-Dichloroethane	<	0.5		ug/L	
OU3	CARNRW4	5/11/21	DUP	1,1-Dichloroethene	<	0.5		ug/L	
OU3	CARNRW4	5/11/21	DUP	1,1,1-Trichloroethane	<	0.5		ug/L	
OU3	CARNRW4	5/11/21	DUP	1,1,2-Trichloroethane	<	0.5		ug/L	
OU3	CARNRW4	5/11/21	DUP	1,1,2,2-Tetrachloroethane	<	0.5		ug/L	
OU3	CARNRW4	5/11/21	DUP	1,2-Dichlorobenzene	<	0.5		ug/L	
OU3	CARNRW4	5/11/21	DUP	1,2-Dichloroethane	<	0.5		ug/L	
OU3	CARNRW4	5/11/21	DUP	1,2-Dichloroethene (total)	<	1		ug/L	
OU3	CARNRW4	5/11/21	DUP	1,2-Dichloropropane	<	0.5		ug/L	
OU3	CARNRW4	5/11/21	DUP	1,3-Dichlorobenzene	<	0.5		ug/L	
OU3	CARNRW4	5/11/21	DUP	1,4-Dichlorobenzene	<	0.5		ug/L	
OU3	CARNRW4	5/11/21	DUP	2-Chloroethylvinylether	<	1		ug/L	
OU3	CARNRW4	5/11/21	DUP	Bromodichloromethane	<	0.5		ug/L	
OU3	CARNRW4	5/11/21	DUP	Bromoform	<	0.5		ug/L	
OU3	CARNRW4	5/11/21	DUP	Bromomethane	<	0.5		ug/L	
OU3	CARNRW4	5/11/21	DUP	Carbon tetrachloride	<	0.5		ug/L	
OU3	CARNRW4	5/11/21	DUP	Chlorobenzene	<	0.5		ug/L	
OU3	CARNRW4	5/11/21	DUP	Chloroethane	<	0.5		ug/L	
OU3	CARNRW4	5/11/21	DUP	Chloroform	<	0.5		ug/L	
OU3	CARNRW4	5/11/21	DUP	Chloromethane	<	0.5		ug/L	
OU3	CARNRW4	5/11/21	DUP	cis-1,2-Dichloroethene	<	0.5		ug/L	
OU3	CARNRW4	5/11/21	DUP	cis-1,3-Dichloropropene	<	0.5		ug/L	
OU3	CARNRW4	5/11/21	DUP	Dibromochloromethane	<	0.5		ug/L	
OU3	CARNRW4	5/11/21	DUP	Dichlorodifluoromethane	<	0.5		ug/L	L
OU3	CARNRW4	5/11/21	DUP	Methylene chloride	<	0.5		ug/L	
OU3	CARNRW4	5/11/21	DUP	Tetrachloroethene	<	0.5		ug/L	
OU3	CARNRW4	5/11/21	DUP	trans-1,2-Dichloroethene	<	0.5		ug/L	
OU3	CARNRW4	5/11/21	DUP	trans-1,3-Dichloropropene	<	0.5		ug/L	
OU3	CARNRW4	5/11/21	DUP	Trichloroethene	<	0.5		ug/L	
OU3	CARNRW4	5/11/21	DUP	Trichlorofluoromethane	<	0.5		ug/L	
OU3	CARNRW4	5/11/21	DUP	Trichlorotrifluoroethane	<	0.5		ug/L	
OU3	CARNRW4	5/11/21	DUP	Vinyl chloride	<	0.5		ug/L	
OU3	CARNRW4	5/11/21	DUP	Tritium	<	100	27	pCi/L	
OU3	CARNRW4	6/7/21		Nitrate (as NO3)	<	1		mg/L	D
OU3	CARNRW4	6/7/21		Perchlorate	<	4		ug/L	H
OU3	CARNRW4	6/7/21		1,1-Dichloroethane	<	0.5		ug/L	
OU3	CARNRW4	6/7/21		1,1-Dichloroethene	<	0.5		ug/L	
OU3	CARNRW4	6/7/21		1,1,1-Trichloroethane	<	0.5		ug/L	
OU3	CARNRW4	6/7/21		1,1,2-Trichloroethane	<	0.5		ug/L	
OU3	CARNRW4	6/7/21		1,1,2,2-Tetrachloroethane	<	0.5		ug/L	
OU3	CARNRW4	6/7/21		1,2-Dichlorobenzene	<	0.5		ug/L	
OU3	CARNRW4	6/7/21		1,2-Dichloroethane	<	0.5		ug/L	
OU3	CARNRW4	6/7/21		1,2-Dichloroethene (total)	<	1		ug/L	
OU3	CARNRW4	6/7/21		1,2-Dichloropropane	<	0.5		ug/L	

Attachment 1. Table 1. Groundwater analytical data, Site 300, 2021.

OU	Location	Date	Sample Type	Parameter	LOS Indicator	Result	Error	Units	QA Flag
OU3	CARNRW4	6/7/21		1,3-Dichlorobenzene	<	0.5		ug/L	
OU3	CARNRW4	6/7/21		1,4-Dichlorobenzene	<	0.5		ug/L	
OU3	CARNRW4	6/7/21		2-Chloroethylvinylether	<	10		ug/L	
OU3	CARNRW4	6/7/21		Bromodichloromethane	<	0.5		ug/L	
OU3	CARNRW4	6/7/21		Bromoform	<	0.5		ug/L	
OU3	CARNRW4	6/7/21		Bromomethane	<	1		ug/L	
OU3	CARNRW4	6/7/21		Carbon tetrachloride	<	0.5		ug/L	
OU3	CARNRW4	6/7/21		Chlorobenzene	<	0.5		ug/L	
OU3	CARNRW4	6/7/21		Chloroethane	<	0.5		ug/L	
OU3	CARNRW4	6/7/21		Chloroform	<	0.5		ug/L	
OU3	CARNRW4	6/7/21		Chloromethane	<	0.5		ug/L	
OU3	CARNRW4	6/7/21		cis-1,2-Dichloroethene	<	0.5		ug/L	
OU3	CARNRW4	6/7/21		cis-1,3-Dichloropropene	<	0.5		ug/L	
OU3	CARNRW4	6/7/21		Dibromochloromethane	<	0.5		ug/L	
OU3	CARNRW4	6/7/21		Dichlorodifluoromethane	<	0.5		ug/L	
OU3	CARNRW4	6/7/21		Methylene chloride	<	1		ug/L	
OU3	CARNRW4	6/7/21		Tetrachloroethene	<	0.5		ug/L	
OU3	CARNRW4	6/7/21		trans-1,2-Dichloroethene	<	0.5		ug/L	
OU3	CARNRW4	6/7/21		trans-1,3-Dichloropropene	<	0.5		ug/L	
OU3	CARNRW4	6/7/21		Trichloroethene	<	0.5		ug/L	
OU3	CARNRW4	6/7/21		Trichlorofluoromethane	<	0.5		ug/L	
OU3	CARNRW4	6/7/21		Trichlorotrifluoroethane	<	0.5		ug/L	
OU3	CARNRW4	6/7/21		Vinyl chloride	<	0.5		ug/L	
OU3	CARNRW4	6/7/21		Tritium	<	100	59.6	pCi/L	
OU3	CARNRW4	6/7/21		Field Oxidation Potential (Eh)		140		mVolts	
OU3	CARNRW4	6/7/21		Field pH		7.74		Units	
OU3	CARNRW4	6/7/21		Field Specific Conductance		1747		umhos/cm	
OU3	CARNRW4	6/7/21		Field Temperature		20.8		Degrees C	
OU3	CARNRW4	6/7/21	DUP	Nitrate (as NO3)	<	0.5		mg/L	
OU3	CARNRW4	6/7/21	DUP	Perchlorate	<	4		ug/L	
OU3	CARNRW4	6/7/21	DUP	1,1-Dichloroethane	<	0.5		ug/L	
OU3	CARNRW4	6/7/21	DUP	1,1-Dichloroethene	<	0.5		ug/L	
OU3	CARNRW4	6/7/21	DUP	1,1,1-Trichloroethane	<	0.5		ug/L	
OU3	CARNRW4	6/7/21	DUP	1,1,2-Trichloroethane	<	0.5		ug/L	
OU3	CARNRW4	6/7/21	DUP	1,1,2,2-Tetrachloroethane	<	0.5		ug/L	
OU3	CARNRW4	6/7/21	DUP	1,2-Dichlorobenzene	<	0.5		ug/L	
OU3	CARNRW4	6/7/21	DUP	1,2-Dichloroethane	<	0.5		ug/L	
OU3	CARNRW4	6/7/21	DUP	1,2-Dichloroethene (total)	<	1		ug/L	
OU3	CARNRW4	6/7/21	DUP	1,2-Dichloropropane	<	0.5		ug/L	
OU3	CARNRW4	6/7/21	DUP	1,3-Dichlorobenzene	<	0.5		ug/L	
OU3	CARNRW4	6/7/21	DUP	1,4-Dichlorobenzene	<	0.5		ug/L	
OU3	CARNRW4	6/7/21	DUP	2-Chloroethylvinylether	<	1		ug/L	
OU3	CARNRW4	6/7/21	DUP	Bromodichloromethane	<	0.5		ug/L	
OU3	CARNRW4	6/7/21	DUP	Bromoform	<	0.5		ug/L	
OU3	CARNRW4	6/7/21	DUP	Bromomethane	<	0.5		ug/L	
OU3	CARNRW4	6/7/21	DUP	Carbon tetrachloride	<	0.5		ug/L	
OU3	CARNRW4	6/7/21	DUP	Chlorobenzene	<	0.5		ug/L	
OU3	CARNRW4	6/7/21	DUP	Chloroethane	<	0.5		ug/L	
OU3	CARNRW4	6/7/21	DUP	Chloroform	<	0.5		ug/L	
OU3	CARNRW4	6/7/21	DUP	Chloromethane	<	0.5		ug/L	
OU3	CARNRW4	6/7/21	DUP	cis-1,2-Dichloroethene	<	0.5		ug/L	
OU3	CARNRW4	6/7/21	DUP	cis-1,3-Dichloropropene	<	0.5		ug/L	
OU3	CARNRW4	6/7/21	DUP	Dibromochloromethane	<	0.5		ug/L	
OU3	CARNRW4	6/7/21	DUP	Dichlorodifluoromethane	<	0.5		ug/L	
OU3	CARNRW4	6/7/21	DUP	Methylene chloride	<	0.5		ug/L	
OU3	CARNRW4	6/7/21	DUP	Tetrachloroethene	<	0.5		ug/L	
OU3	CARNRW4	6/7/21	DUP	trans-1,2-Dichloroethene	<	0.5		ug/L	
OU3	CARNRW4	6/7/21	DUP	trans-1,3-Dichloropropene	<	0.5		ug/L	
OU3	CARNRW4	6/7/21	DUP	Trichloroethene	<	0.5		ug/L	
OU3	CARNRW4	6/7/21	DUP	Trichlorofluoromethane	<	0.5		ug/L	
OU3	CARNRW4	6/7/21	DUP	Trichlorotrifluoroethane	<	0.5		ug/L	
OU3	CARNRW4	6/7/21	DUP	Vinyl chloride	<	0.5		ug/L	
OU3	CARNRW4	6/7/21	DUP	Tritium	<	100	16	pCi/L	
OU3	CARNRW4	7/21/21		Nitrate (as NO3)	<	1		mg/L	D
OU3	CARNRW4	7/21/21		Perchlorate	<	2		ug/L	
OU3	CARNRW4	7/21/21		1,1-Dichloroethane	<	0.5		ug/L	

Attachment 1. Table 1. Groundwater analytical data, Site 300, 2021.

OU	Location	Date	Sample Type	Parameter	LOS Indicator	Result	Error	Units	QA Flag
OU3	CARNRW4	7/21/21		1,1-Dichloroethene	<	0.5		ug/L	
OU3	CARNRW4	7/21/21		1,1,1-Trichloroethane	<	0.5		ug/L	
OU3	CARNRW4	7/21/21		1,1,2-Trichloroethane	<	0.5		ug/L	
OU3	CARNRW4	7/21/21		1,1,2,2-Tetrachloroethane	<	0.5		ug/L	
OU3	CARNRW4	7/21/21		1,2-Dichlorobenzene	<	0.5		ug/L	
OU3	CARNRW4	7/21/21		1,2-Dichloroethane	<	0.5		ug/L	
OU3	CARNRW4	7/21/21		1,2-Dichloroethene (total)	<	1		ug/L	
OU3	CARNRW4	7/21/21		1,2-Dichloropropane	<	0.5		ug/L	
OU3	CARNRW4	7/21/21		1,3-Dichlorobenzene	<	0.5		ug/L	
OU3	CARNRW4	7/21/21		1,4-Dichlorobenzene	<	0.5		ug/L	
OU3	CARNRW4	7/21/21		2-Chloroethylvinylether	<	10		ug/L	
OU3	CARNRW4	7/21/21		Bromodichloromethane	<	0.5		ug/L	
OU3	CARNRW4	7/21/21		Bromoform	<	0.5		ug/L	
OU3	CARNRW4	7/21/21		Bromomethane	<	1		ug/L	
OU3	CARNRW4	7/21/21		Carbon tetrachloride	<	0.5		ug/L	
OU3	CARNRW4	7/21/21		Chlorobenzene	<	0.5		ug/L	
OU3	CARNRW4	7/21/21		Chloroethane	<	0.5		ug/L	
OU3	CARNRW4	7/21/21		Chloroform	<	0.5		ug/L	
OU3	CARNRW4	7/21/21		Chloromethane	<	0.5		ug/L	
OU3	CARNRW4	7/21/21		cis-1,2-Dichloroethene	<	0.5		ug/L	
OU3	CARNRW4	7/21/21		cis-1,3-Dichloropropene	<	0.5		ug/L	
OU3	CARNRW4	7/21/21		Dibromochloromethane	<	0.5		ug/L	
OU3	CARNRW4	7/21/21		Dichlorodifluoromethane	<	0.5		ug/L	
OU3	CARNRW4	7/21/21		Methylene chloride	<	1		ug/L	
OU3	CARNRW4	7/21/21		Tetrachloroethene	<	0.5		ug/L	
OU3	CARNRW4	7/21/21		trans-1,2-Dichloroethene	<	0.5		ug/L	
OU3	CARNRW4	7/21/21		trans-1,3-Dichloropropene	<	0.5		ug/L	
OU3	CARNRW4	7/21/21		Trichloroethene	<	0.5		ug/L	
OU3	CARNRW4	7/21/21		Trichlorofluoromethane	<	0.5		ug/L	
OU3	CARNRW4	7/21/21		Trichlorotrifluoroethane	<	0.5		ug/L	
OU3	CARNRW4	7/21/21		Vinyl chloride	<	0.5		ug/L	
OU3	CARNRW4	7/21/21		Tritium	<	100	67.2	pCi/L	
OU3	CARNRW4	7/21/21		Field Oxidation Potential (Eh)		-110		mVolts	
OU3	CARNRW4	7/21/21		Field pH		8.12		Units	
OU3	CARNRW4	7/21/21		Field Specific Conductance		1629		umhos/cm	
OU3	CARNRW4	7/21/21		Field Temperature		22.7		Degrees C	
OU3	CARNRW4	7/21/21	DUP	Nitrate (as NO3)	<	1		mg/L	
OU3	CARNRW4	7/21/21	DUP	Perchlorate	<	2		ug/L	
OU3	CARNRW4	7/21/21	DUP	1,1-Dichloroethane	<	0.5		ug/L	
OU3	CARNRW4	7/21/21	DUP	1,1-Dichloroethene	<	0.5		ug/L	
OU3	CARNRW4	7/21/21	DUP	1,1,1-Trichloroethane	<	0.5		ug/L	
OU3	CARNRW4	7/21/21	DUP	1,1,2-Trichloroethane	<	0.5		ug/L	
OU3	CARNRW4	7/21/21	DUP	1,1,2,2-Tetrachloroethane	<	0.5		ug/L	
OU3	CARNRW4	7/21/21	DUP	1,2-Dichlorobenzene	<	0.5		ug/L	
OU3	CARNRW4	7/21/21	DUP	1,2-Dichloroethane	<	0.5		ug/L	
OU3	CARNRW4	7/21/21	DUP	1,2-Dichloroethene (total)	<	1		ug/L	
OU3	CARNRW4	7/21/21	DUP	1,2-Dichloropropane	<	0.5		ug/L	
OU3	CARNRW4	7/21/21	DUP	1,3-Dichlorobenzene	<	0.5		ug/L	
OU3	CARNRW4	7/21/21	DUP	1,4-Dichlorobenzene	<	0.5		ug/L	
OU3	CARNRW4	7/21/21	DUP	2-Chloroethylvinylether	<	1		ug/L	
OU3	CARNRW4	7/21/21	DUP	Bromodichloromethane	<	0.5		ug/L	
OU3	CARNRW4	7/21/21	DUP	Bromoform	<	0.5		ug/L	
OU3	CARNRW4	7/21/21	DUP	Bromomethane	<	0.5		ug/L	
OU3	CARNRW4	7/21/21	DUP	Carbon tetrachloride	<	0.5		ug/L	
OU3	CARNRW4	7/21/21	DUP	Chlorobenzene	<	0.5		ug/L	
OU3	CARNRW4	7/21/21	DUP	Chloroethane	<	0.5		ug/L	
OU3	CARNRW4	7/21/21	DUP	Chloroform	<	0.5		ug/L	
OU3	CARNRW4	7/21/21	DUP	Chloromethane	<	0.5		ug/L	
OU3	CARNRW4	7/21/21	DUP	cis-1,2-Dichloroethene	<	0.5		ug/L	
OU3	CARNRW4	7/21/21	DUP	cis-1,3-Dichloropropene	<	0.5		ug/L	
OU3	CARNRW4	7/21/21	DUP	Dibromochloromethane	<	0.5		ug/L	
OU3	CARNRW4	7/21/21	DUP	Dichlorodifluoromethane	<	0.5		ug/L	
OU3	CARNRW4	7/21/21	DUP	Methylene chloride	<	0.5		ug/L	
OU3	CARNRW4	7/21/21	DUP	Tetrachloroethene	<	0.5		ug/L	
OU3	CARNRW4	7/21/21	DUP	trans-1,2-Dichloroethene	<	0.5		ug/L	
OU3	CARNRW4	7/21/21	DUP	trans-1,3-Dichloropropene	<	0.5		ug/L	

Attachment 1. Table 1. Groundwater analytical data, Site 300, 2021.

OU	Location	Date	Sample Type	Parameter	LOS Indicator	Result	Error	Units	QA Flag
OU3	CARNRW4	7/21/21	DUP	Trichloroethene	<	0.5		ug/L	
OU3	CARNRW4	7/21/21	DUP	Trichlorofluoromethane	<	0.5		ug/L	
OU3	CARNRW4	7/21/21	DUP	Trichlorotrifluoroethane	<	0.5		ug/L	
OU3	CARNRW4	7/21/21	DUP	Vinyl chloride	<	0.5		ug/L	
OU3	CARNRW4	7/21/21	DUP	Tritium	<	100	15	pCi/L	
OU3	CARNRW4	8/24/21		Nitrate (as NO3)	<	0.5		mg/L	
OU3	CARNRW4	8/24/21		Perchlorate	<	2		ug/L	
OU3	CARNRW4	8/24/21		1,1-Dichloroethane	<	0.5		ug/L	
OU3	CARNRW4	8/24/21		1,1-Dichloroethene	<	0.5		ug/L	
OU3	CARNRW4	8/24/21		1,1,1-Trichloroethane	<	0.5		ug/L	
OU3	CARNRW4	8/24/21		1,1,2-Trichloroethane	<	0.5		ug/L	
OU3	CARNRW4	8/24/21		1,1,2,2-Tetrachloroethane	<	0.5		ug/L	
OU3	CARNRW4	8/24/21		1,2-Dichlorobenzene	<	0.5		ug/L	
OU3	CARNRW4	8/24/21		1,2-Dichloroethane	<	0.5		ug/L	
OU3	CARNRW4	8/24/21		1,2-Dichloroethene (total)	<	1		ug/L	
OU3	CARNRW4	8/24/21		1,2-Dichloropropane	<	0.5		ug/L	
OU3	CARNRW4	8/24/21		1,3-Dichlorobenzene	<	0.5		ug/L	
OU3	CARNRW4	8/24/21		1,4-Dichlorobenzene	<	0.5		ug/L	
OU3	CARNRW4	8/24/21		2-Chloroethylvinylether	<	10		ug/L	
OU3	CARNRW4	8/24/21		Bromodichloromethane	<	0.5		ug/L	
OU3	CARNRW4	8/24/21		Bromoform	<	0.5		ug/L	
OU3	CARNRW4	8/24/21		Bromomethane	<	1		ug/L	
OU3	CARNRW4	8/24/21		Carbon tetrachloride	<	0.5		ug/L	
OU3	CARNRW4	8/24/21		Chlorobenzene	<	0.5		ug/L	
OU3	CARNRW4	8/24/21		Chloroethane	<	0.5		ug/L	
OU3	CARNRW4	8/24/21		Chloroform	<	0.5		ug/L	
OU3	CARNRW4	8/24/21		Chloromethane	<	0.5		ug/L	
OU3	CARNRW4	8/24/21		cis-1,2-Dichloroethene	<	0.5		ug/L	
OU3	CARNRW4	8/24/21		cis-1,3-Dichloropropene	<	0.5		ug/L	
OU3	CARNRW4	8/24/21		Dibromochloromethane	<	0.5		ug/L	
OU3	CARNRW4	8/24/21		Dichlorodifluoromethane	<	0.5		ug/L	
OU3	CARNRW4	8/24/21		Methylene chloride	<	1		ug/L	
OU3	CARNRW4	8/24/21		Tetrachloroethene	<	0.5		ug/L	
OU3	CARNRW4	8/24/21		trans-1,2-Dichloroethene	<	0.5		ug/L	
OU3	CARNRW4	8/24/21		trans-1,3-Dichloropropene	<	0.5		ug/L	
OU3	CARNRW4	8/24/21		Trichloroethene	<	0.5		ug/L	
OU3	CARNRW4	8/24/21		Trichlorofluoromethane	<	0.5		ug/L	
OU3	CARNRW4	8/24/21		Trichlorotrifluoroethane	<	0.5		ug/L	
OU3	CARNRW4	8/24/21		Vinyl chloride	<	0.5		ug/L	
OU3	CARNRW4	8/24/21		Tritium	<	100	54.5	pCi/L	
OU3	CARNRW4	8/24/21	DUP	Nitrate (as NO3)	<	1		mg/L	
OU3	CARNRW4	8/24/21	DUP	Perchlorate	<	2		ug/L	
OU3	CARNRW4	8/24/21	DUP	1,1-Dichloroethane	<	0.5		ug/L	
OU3	CARNRW4	8/24/21	DUP	1,1-Dichloroethene	<	0.5		ug/L	
OU3	CARNRW4	8/24/21	DUP	1,1,1-Trichloroethane	<	0.5		ug/L	
OU3	CARNRW4	8/24/21	DUP	1,1,2-Trichloroethane	<	0.5		ug/L	
OU3	CARNRW4	8/24/21	DUP	1,1,2,2-Tetrachloroethane	<	0.5		ug/L	
OU3	CARNRW4	8/24/21	DUP	1,2-Dichlorobenzene	<	0.5		ug/L	
OU3	CARNRW4	8/24/21	DUP	1,2-Dichloroethane	<	0.5		ug/L	
OU3	CARNRW4	8/24/21	DUP	1,2-Dichloroethene (total)	<	1		ug/L	
OU3	CARNRW4	8/24/21	DUP	1,2-Dichloropropane	<	0.5		ug/L	
OU3	CARNRW4	8/24/21	DUP	1,3-Dichlorobenzene	<	0.5		ug/L	
OU3	CARNRW4	8/24/21	DUP	1,4-Dichlorobenzene	<	0.5		ug/L	
OU3	CARNRW4	8/24/21	DUP	2-Chloroethylvinylether	<	1		ug/L	
OU3	CARNRW4	8/24/21	DUP	Bromodichloromethane	<	0.5		ug/L	
OU3	CARNRW4	8/24/21	DUP	Bromoform	<	0.5		ug/L	
OU3	CARNRW4	8/24/21	DUP	Bromomethane	<	0.5		ug/L	
OU3	CARNRW4	8/24/21	DUP	Carbon tetrachloride	<	0.5		ug/L	
OU3	CARNRW4	8/24/21	DUP	Chlorobenzene	<	0.5		ug/L	
OU3	CARNRW4	8/24/21	DUP	Chloroethane	<	0.5		ug/L	
OU3	CARNRW4	8/24/21	DUP	Chloroform	<	0.5		ug/L	
OU3	CARNRW4	8/24/21	DUP	Chloromethane	<	0.5		ug/L	
OU3	CARNRW4	8/24/21	DUP	cis-1,2-Dichloroethene	<	0.5		ug/L	
OU3	CARNRW4	8/24/21	DUP	cis-1,3-Dichloropropene	<	0.5		ug/L	
OU3	CARNRW4	8/24/21	DUP	Dibromochloromethane	<	0.5		ug/L	
OU3	CARNRW4	8/24/21	DUP	Dichlorodifluoromethane	<	0.5		ug/L	

Attachment 1. Table 1. Groundwater analytical data, Site 300, 2021.

OU	Location	Date	Sample Type	Parameter	LOS Indicator	Result	Error	Units	QA Flag
OU3	CARNRW4	8/24/21	DUP	Methylene chloride	<	0.5		ug/L	
OU3	CARNRW4	8/24/21	DUP	Tetrachloroethene	<	0.5		ug/L	
OU3	CARNRW4	8/24/21	DUP	trans-1,2-Dichloroethene	<	0.5		ug/L	
OU3	CARNRW4	8/24/21	DUP	trans-1,3-Dichloropropene	<	0.5		ug/L	
OU3	CARNRW4	8/24/21	DUP	Trichloroethene	<	0.5		ug/L	
OU3	CARNRW4	8/24/21	DUP	Trichlorofluoromethane	<	0.5		ug/L	
OU3	CARNRW4	8/24/21	DUP	Trichlorotrifluoroethane	<	0.5		ug/L	
OU3	CARNRW4	8/24/21	DUP	Vinyl chloride	<	0.5		ug/L	
OU3	CARNRW4	8/24/21	DUP	Tritium	<	100	7.6	pCi/L	
OU3	CARNRW4	8/25/21		Field Oxidation Potential (Eh)		-161		mVolts	
OU3	CARNRW4	8/25/21		Field pH		8.15		Units	
OU3	CARNRW4	8/25/21		Field Specific Conductance		1581		umhos/cm	
OU3	CARNRW4	8/25/21		Field Temperature		23.2		Degrees C	
OU3	CARNRW4	9/20/21		Nitrate (as NO3)	<	1		mg/L	D
OU3	CARNRW4	9/20/21		Perchlorate	<	2		ug/L	
OU3	CARNRW4	9/20/21		1,1-Dichloroethane	<	0.5		ug/L	
OU3	CARNRW4	9/20/21		1,1-Dichloroethene	<	0.5		ug/L	
OU3	CARNRW4	9/20/21		1,1,1-Trichloroethane	<	0.5		ug/L	
OU3	CARNRW4	9/20/21		1,1,2-Trichloroethane	<	0.5		ug/L	
OU3	CARNRW4	9/20/21		1,1,2,2-Tetrachloroethane	<	0.5		ug/L	
OU3	CARNRW4	9/20/21		1,2-Dichlorobenzene	<	0.5		ug/L	
OU3	CARNRW4	9/20/21		1,2-Dichloroethane	<	0.5		ug/L	
OU3	CARNRW4	9/20/21		1,2-Dichloroethene (total)	<	1		ug/L	
OU3	CARNRW4	9/20/21		1,2-Dichloropropane	<	0.5		ug/L	
OU3	CARNRW4	9/20/21		1,3-Dichlorobenzene	<	0.5		ug/L	
OU3	CARNRW4	9/20/21		1,4-Dichlorobenzene	<	0.5		ug/L	
OU3	CARNRW4	9/20/21		2-Chloroethylvinylether	<	10		ug/L	
OU3	CARNRW4	9/20/21		Bromodichloromethane	<	0.5		ug/L	
OU3	CARNRW4	9/20/21		Bromoform	<	0.5		ug/L	
OU3	CARNRW4	9/20/21		Bromomethane	<	1		ug/L	
OU3	CARNRW4	9/20/21		Carbon tetrachloride	<	0.5		ug/L	
OU3	CARNRW4	9/20/21		Chlorobenzene	<	0.5		ug/L	
OU3	CARNRW4	9/20/21		Chloroethane	<	0.5		ug/L	
OU3	CARNRW4	9/20/21		Chloroform	<	0.5		ug/L	
OU3	CARNRW4	9/20/21		Chloromethane	<	0.5		ug/L	
OU3	CARNRW4	9/20/21		cis-1,2-Dichloroethene	<	0.5		ug/L	
OU3	CARNRW4	9/20/21		cis-1,3-Dichloropropene	<	0.5		ug/L	
OU3	CARNRW4	9/20/21		Dibromochloromethane	<	0.5		ug/L	
OU3	CARNRW4	9/20/21		Dichlorodifluoromethane	<	0.5		ug/L	
OU3	CARNRW4	9/20/21		Methylene chloride	<	1		ug/L	
OU3	CARNRW4	9/20/21		Tetrachloroethene	<	0.5		ug/L	
OU3	CARNRW4	9/20/21		trans-1,2-Dichloroethene	<	0.5		ug/L	
OU3	CARNRW4	9/20/21		trans-1,3-Dichloropropene	<	0.5		ug/L	
OU3	CARNRW4	9/20/21		Trichloroethene	<	0.5		ug/L	
OU3	CARNRW4	9/20/21		Trichlorofluoromethane	<	0.5		ug/L	
OU3	CARNRW4	9/20/21		Trichlorotrifluoroethane	<	0.5		ug/L	
OU3	CARNRW4	9/20/21		Vinyl chloride	<	0.5		ug/L	
OU3	CARNRW4	9/20/21		Tritium	<	100	59.2	pCi/L	
OU3	CARNRW4	9/20/21		Field Oxidation Potential (Eh)		-148		mVolts	
OU3	CARNRW4	9/20/21		Field pH		8.19		Units	
OU3	CARNRW4	9/20/21		Field Specific Conductance		1510		umhos/cm	
OU3	CARNRW4	9/20/21		Field Temperature		23		Degrees C	
OU3	CARNRW4	9/20/21	DUP	Nitrate (as NO3)	<	1		mg/L	
OU3	CARNRW4	9/20/21	DUP	Perchlorate	<	2		ug/L	
OU3	CARNRW4	9/20/21	DUP	1,1-Dichloroethane	<	0.5		ug/L	
OU3	CARNRW4	9/20/21	DUP	1,1-Dichloroethene	<	0.5		ug/L	
OU3	CARNRW4	9/20/21	DUP	1,1,1-Trichloroethane	<	0.5		ug/L	
OU3	CARNRW4	9/20/21	DUP	1,1,2-Trichloroethane	<	0.5		ug/L	
OU3	CARNRW4	9/20/21	DUP	1,1,2,2-Tetrachloroethane	<	0.5		ug/L	
OU3	CARNRW4	9/20/21	DUP	1,2-Dichlorobenzene	<	0.5		ug/L	
OU3	CARNRW4	9/20/21	DUP	1,2-Dichloroethane	<	0.5		ug/L	
OU3	CARNRW4	9/20/21	DUP	1,2-Dichloroethene (total)	<	1		ug/L	
OU3	CARNRW4	9/20/21	DUP	1,2-Dichloropropane	<	0.5		ug/L	
OU3	CARNRW4	9/20/21	DUP	1,3-Dichlorobenzene	<	0.5		ug/L	
OU3	CARNRW4	9/20/21	DUP	1,4-Dichlorobenzene	<	0.5		ug/L	
OU3	CARNRW4	9/20/21	DUP	2-Chloroethylvinylether	<	1		ug/L	

Attachment 1. Table 1. Groundwater analytical data, Site 300, 2021.

OU	Location	Date	Sample Type	Parameter	LOS Indicator	Result	Error	Units	QA Flag
OU3	CARNRW4	9/20/21	DUP	Bromodichloromethane	<	0.5		ug/L	
OU3	CARNRW4	9/20/21	DUP	Bromoform	<	0.5		ug/L	
OU3	CARNRW4	9/20/21	DUP	Bromomethane	<	0.5		ug/L	
OU3	CARNRW4	9/20/21	DUP	Carbon tetrachloride	<	0.5		ug/L	
OU3	CARNRW4	9/20/21	DUP	Chlorobenzene	<	0.5		ug/L	
OU3	CARNRW4	9/20/21	DUP	Chloroethane	<	0.5		ug/L	
OU3	CARNRW4	9/20/21	DUP	Chloroform	<	0.5		ug/L	
OU3	CARNRW4	9/20/21	DUP	Chloromethane	<	0.5		ug/L	
OU3	CARNRW4	9/20/21	DUP	cis-1,2-Dichloroethene	<	0.5		ug/L	
OU3	CARNRW4	9/20/21	DUP	cis-1,3-Dichloropropene	<	0.5		ug/L	
OU3	CARNRW4	9/20/21	DUP	Dibromochloromethane	<	0.5		ug/L	
OU3	CARNRW4	9/20/21	DUP	Dichlorodifluoromethane	<	0.5		ug/L	
OU3	CARNRW4	9/20/21	DUP	Methylene chloride	<	0.5		ug/L	
OU3	CARNRW4	9/20/21	DUP	Tetrachloroethene	<	0.5		ug/L	
OU3	CARNRW4	9/20/21	DUP	trans-1,2-Dichloroethene	<	0.5		ug/L	
OU3	CARNRW4	9/20/21	DUP	trans-1,3-Dichloropropene	<	0.5		ug/L	
OU3	CARNRW4	9/20/21	DUP	Trichloroethene	<	0.5		ug/L	
OU3	CARNRW4	9/20/21	DUP	Trichlorofluoromethane	<	0.5		ug/L	
OU3	CARNRW4	9/20/21	DUP	Trichlorotrifluoroethane	<	0.5		ug/L	
OU3	CARNRW4	9/20/21	DUP	Vinyl chloride	<	0.5		ug/L	
OU3	CARNRW4	9/20/21	DUP	Tritium	<	100	29	pCi/L	
OU3	CARNRW4	10/19/21		Nitrate (as NO3)	<	0.5		mg/L	
OU3	CARNRW4	10/19/21		Perchlorate	<	2		ug/L	
OU3	CARNRW4	10/19/21		1,1-Dichloroethane	<	0.5		ug/L	
OU3	CARNRW4	10/19/21		1,1-Dichloroethene	<	0.5		ug/L	
OU3	CARNRW4	10/19/21		1,1,1-Trichloroethane	<	0.5		ug/L	
OU3	CARNRW4	10/19/21		1,1,2-Trichloroethane	<	0.5		ug/L	
OU3	CARNRW4	10/19/21		1,1,2,2-Tetrachloroethane	<	0.5		ug/L	
OU3	CARNRW4	10/19/21		1,2-Dichlorobenzene	<	0.5		ug/L	
OU3	CARNRW4	10/19/21		1,2-Dichloroethane	<	0.5		ug/L	
OU3	CARNRW4	10/19/21		1,2-Dichloroethene (total)	<	1		ug/L	
OU3	CARNRW4	10/19/21		1,2-Dichloropropane	<	0.5		ug/L	
OU3	CARNRW4	10/19/21		1,3-Dichlorobenzene	<	0.5		ug/L	
OU3	CARNRW4	10/19/21		1,4-Dichlorobenzene	<	0.5		ug/L	
OU3	CARNRW4	10/19/21		2-Chloroethylvinylether	<	10		ug/L	
OU3	CARNRW4	10/19/21		Bromodichloromethane	<	0.5		ug/L	
OU3	CARNRW4	10/19/21		Bromoform	<	0.5		ug/L	
OU3	CARNRW4	10/19/21		Bromomethane	<	1		ug/L	
OU3	CARNRW4	10/19/21		Carbon tetrachloride	<	0.5		ug/L	
OU3	CARNRW4	10/19/21		Chlorobenzene	<	0.5		ug/L	
OU3	CARNRW4	10/19/21		Chloroethane	<	0.5		ug/L	
OU3	CARNRW4	10/19/21		Chloroform	<	0.5		ug/L	
OU3	CARNRW4	10/19/21		Chloromethane	<	0.5		ug/L	
OU3	CARNRW4	10/19/21		cis-1,2-Dichloroethene	<	0.5		ug/L	
OU3	CARNRW4	10/19/21		cis-1,3-Dichloropropene	<	0.5		ug/L	
OU3	CARNRW4	10/19/21		Dibromochloromethane	<	0.5		ug/L	
OU3	CARNRW4	10/19/21		Dichlorodifluoromethane	<	0.5		ug/L	
OU3	CARNRW4	10/19/21		Methylene chloride	<	1		ug/L	
OU3	CARNRW4	10/19/21		Tetrachloroethene	<	0.5		ug/L	
OU3	CARNRW4	10/19/21		trans-1,2-Dichloroethene	<	0.5		ug/L	
OU3	CARNRW4	10/19/21		trans-1,3-Dichloropropene	<	0.5		ug/L	
OU3	CARNRW4	10/19/21		Trichloroethene	<	0.5		ug/L	
OU3	CARNRW4	10/19/21		Trichlorofluoromethane	<	0.5		ug/L	
OU3	CARNRW4	10/19/21		Trichlorotrifluoroethane	<	0.5		ug/L	
OU3	CARNRW4	10/19/21		Vinyl chloride	<	0.5		ug/L	
OU3	CARNRW4	10/19/21		Tritium	<	100	59.9	pCi/L	
OU3	CARNRW4	10/19/21		Field Oxidation Potential (Eh)		95		mVolts	
OU3	CARNRW4	10/19/21		Field pH		8.42		Units	
OU3	CARNRW4	10/19/21		Field Specific Conductance		1497		umhos/cm	
OU3	CARNRW4	10/19/21		Field Temperature		22.4		Degrees C	
OU3	CARNRW4	10/19/21	DUP	Nitrate (as NO3)	<	1		mg/L	
OU3	CARNRW4	10/19/21	DUP	Perchlorate	<	2		ug/L	
OU3	CARNRW4	10/19/21	DUP	1,1-Dichloroethane	<	0.5		ug/L	
OU3	CARNRW4	10/19/21	DUP	1,1-Dichloroethene	<	0.5		ug/L	
OU3	CARNRW4	10/19/21	DUP	1,1,1-Trichloroethane	<	0.5		ug/L	
OU3	CARNRW4	10/19/21	DUP	1,1,2-Trichloroethane	<	0.5		ug/L	

Attachment 1. Table 1. Groundwater analytical data, Site 300, 2021.

OU	Location	Date	Sample Type	Parameter	LOS Indicator	Result	Error	Units	QA Flag
OU3	CARNRW4	10/19/21	DUP	1,1,2,2-Tetrachloroethane	<	0.5		ug/L	
OU3	CARNRW4	10/19/21	DUP	1,2-Dichlorobenzene	<	0.5		ug/L	
OU3	CARNRW4	10/19/21	DUP	1,2-Dichloroethane	<	0.5		ug/L	
OU3	CARNRW4	10/19/21	DUP	1,2-Dichloroethene (total)	<	1		ug/L	
OU3	CARNRW4	10/19/21	DUP	1,2-Dichloropropane	<	0.5		ug/L	
OU3	CARNRW4	10/19/21	DUP	1,3-Dichlorobenzene	<	0.5		ug/L	
OU3	CARNRW4	10/19/21	DUP	1,4-Dichlorobenzene	<	0.5		ug/L	
OU3	CARNRW4	10/19/21	DUP	2-Chloroethylvinylether	<	1		ug/L	
OU3	CARNRW4	10/19/21	DUP	Bromodichloromethane	<	0.5		ug/L	
OU3	CARNRW4	10/19/21	DUP	Bromoform	<	0.5		ug/L	
OU3	CARNRW4	10/19/21	DUP	Bromomethane	<	0.5		ug/L	
OU3	CARNRW4	10/19/21	DUP	Carbon tetrachloride	<	0.5		ug/L	
OU3	CARNRW4	10/19/21	DUP	Chlorobenzene	<	0.5		ug/L	
OU3	CARNRW4	10/19/21	DUP	Chloroethane	<	0.5		ug/L	
OU3	CARNRW4	10/19/21	DUP	Chloroform	<	0.5		ug/L	
OU3	CARNRW4	10/19/21	DUP	Chloromethane	<	0.5		ug/L	
OU3	CARNRW4	10/19/21	DUP	cis-1,2-Dichloroethene	<	0.5		ug/L	
OU3	CARNRW4	10/19/21	DUP	cis-1,3-Dichloropropene	<	0.5		ug/L	
OU3	CARNRW4	10/19/21	DUP	Dibromochloromethane	<	0.5		ug/L	
OU3	CARNRW4	10/19/21	DUP	Dichlorodifluoromethane	<	0.5		ug/L	
OU3	CARNRW4	10/19/21	DUP	Methylene chloride	<	0.5		ug/L	
OU3	CARNRW4	10/19/21	DUP	Tetrachloroethene	<	0.5		ug/L	
OU3	CARNRW4	10/19/21	DUP	trans-1,2-Dichloroethene	<	0.5		ug/L	
OU3	CARNRW4	10/19/21	DUP	trans-1,3-Dichloropropene	<	0.5		ug/L	
OU3	CARNRW4	10/19/21	DUP	Trichloroethene	<	0.5		ug/L	
OU3	CARNRW4	10/19/21	DUP	Trichlorofluoromethane	<	0.5		ug/L	
OU3	CARNRW4	10/19/21	DUP	Trichlorotrifluoroethane	<	0.5		ug/L	
OU3	CARNRW4	10/19/21	DUP	Vinyl chloride	<	0.5		ug/L	
OU3	CARNRW4	10/19/21	DUP	Tritium	<	100	21	pCi/L	
OU3	CARNRW4	11/9/21		Nitrate (as NO3)	<	0.5		mg/L	
OU3	CARNRW4	11/9/21		Perchlorate	<	2		ug/L	
OU3	CARNRW4	11/9/21		1,1-Dichloroethane	<	0.5		ug/L	
OU3	CARNRW4	11/9/21		1,1-Dichloroethene	<	0.5		ug/L	
OU3	CARNRW4	11/9/21		1,1,1-Trichloroethane	<	0.5		ug/L	
OU3	CARNRW4	11/9/21		1,1,2-Trichloroethane	<	0.5		ug/L	
OU3	CARNRW4	11/9/21		1,1,2,2-Tetrachloroethane	<	0.5		ug/L	
OU3	CARNRW4	11/9/21		1,2-Dichlorobenzene	<	0.5		ug/L	
OU3	CARNRW4	11/9/21		1,2-Dichloroethane	<	0.5		ug/L	
OU3	CARNRW4	11/9/21		1,2-Dichloroethene (total)	<	1		ug/L	
OU3	CARNRW4	11/9/21		1,2-Dichloropropane	<	0.5		ug/L	
OU3	CARNRW4	11/9/21		1,3-Dichlorobenzene	<	0.5		ug/L	
OU3	CARNRW4	11/9/21		1,4-Dichlorobenzene	<	0.5		ug/L	
OU3	CARNRW4	11/9/21		2-Chloroethylvinylether	<	10		ug/L	
OU3	CARNRW4	11/9/21		Bromodichloromethane	<	0.5		ug/L	
OU3	CARNRW4	11/9/21		Bromoform	<	0.5		ug/L	
OU3	CARNRW4	11/9/21		Bromomethane	<	1		ug/L	
OU3	CARNRW4	11/9/21		Carbon tetrachloride	<	0.5		ug/L	
OU3	CARNRW4	11/9/21		Chlorobenzene	<	0.5		ug/L	
OU3	CARNRW4	11/9/21		Chloroethane	<	0.5		ug/L	
OU3	CARNRW4	11/9/21		Chloroform	<	0.5		ug/L	
OU3	CARNRW4	11/9/21		Chloromethane	<	0.5		ug/L	
OU3	CARNRW4	11/9/21		cis-1,2-Dichloroethene	<	0.5		ug/L	
OU3	CARNRW4	11/9/21		cis-1,3-Dichloropropene	<	0.5		ug/L	
OU3	CARNRW4	11/9/21		Dibromochloromethane	<	0.5		ug/L	
OU3	CARNRW4	11/9/21		Dichlorodifluoromethane	<	0.5		ug/L	
OU3	CARNRW4	11/9/21		Methylene chloride	<	1		ug/L	
OU3	CARNRW4	11/9/21		Tetrachloroethene	<	0.5		ug/L	
OU3	CARNRW4	11/9/21		trans-1,2-Dichloroethene	<	0.5		ug/L	
OU3	CARNRW4	11/9/21		trans-1,3-Dichloropropene	<	0.5		ug/L	
OU3	CARNRW4	11/9/21		Trichloroethene	<	0.5		ug/L	
OU3	CARNRW4	11/9/21		Trichlorofluoromethane	<	0.5		ug/L	
OU3	CARNRW4	11/9/21		Trichlorotrifluoroethane	<	0.5		ug/L	
OU3	CARNRW4	11/9/21		Vinyl chloride	<	0.5		ug/L	
OU3	CARNRW4	11/9/21		Tritium	<	100	60.9	pCi/L	
OU3	CARNRW4	11/9/21		Field Oxidation Potential (Eh)		91		mVolts	
OU3	CARNRW4	11/9/21		Field pH		8.17		Units	

Attachment 1. Table 1. Groundwater analytical data, Site 300, 2021.

OU	Location	Date	Sample Type	Parameter	LOS Indicator	Result	Error	Units	QA Flag
OU3	CARNRW4	11/9/21		Field Specific Conductance		1426		umhos/cm	
OU3	CARNRW4	11/9/21		Field Temperature		21.4		Degrees C	
OU3	CARNRW4	11/9/21	DUP	Nitrate (as NO3)	<	1		mg/L	
OU3	CARNRW4	11/9/21	DUP	Perchlorate	<	2		ug/L	
OU3	CARNRW4	11/9/21	DUP	1,1-Dichloroethane	<	0.5		ug/L	
OU3	CARNRW4	11/9/21	DUP	1,1-Dichloroethene	<	0.5		ug/L	
OU3	CARNRW4	11/9/21	DUP	1,1,1-Trichloroethane	<	0.5		ug/L	
OU3	CARNRW4	11/9/21	DUP	1,1,2-Trichloroethane	<	0.5		ug/L	
OU3	CARNRW4	11/9/21	DUP	1,1,2,2-Tetrachloroethane	<	0.5		ug/L	
OU3	CARNRW4	11/9/21	DUP	1,2-Dichlorobenzene	<	0.5		ug/L	
OU3	CARNRW4	11/9/21	DUP	1,2-Dichloroethane	<	0.5		ug/L	
OU3	CARNRW4	11/9/21	DUP	1,2-Dichloroethene (total)	<	1		ug/L	
OU3	CARNRW4	11/9/21	DUP	1,2-Dichloropropane	<	0.5		ug/L	
OU3	CARNRW4	11/9/21	DUP	1,3-Dichlorobenzene	<	0.5		ug/L	
OU3	CARNRW4	11/9/21	DUP	1,4-Dichlorobenzene	<	0.5		ug/L	
OU3	CARNRW4	11/9/21	DUP	2-Chloroethylvinylether	<	1		ug/L	
OU3	CARNRW4	11/9/21	DUP	Bromodichloromethane	<	0.5		ug/L	
OU3	CARNRW4	11/9/21	DUP	Bromoform	<	0.5		ug/L	
OU3	CARNRW4	11/9/21	DUP	Bromomethane	<	0.5		ug/L	
OU3	CARNRW4	11/9/21	DUP	Carbon tetrachloride	<	0.5		ug/L	
OU3	CARNRW4	11/9/21	DUP	Chlorobenzene	<	0.5		ug/L	
OU3	CARNRW4	11/9/21	DUP	Chloroethane	<	0.5		ug/L	
OU3	CARNRW4	11/9/21	DUP	Chloroform	<	0.5		ug/L	
OU3	CARNRW4	11/9/21	DUP	Chloromethane	<	0.5		ug/L	
OU3	CARNRW4	11/9/21	DUP	cis-1,2-Dichloroethene	<	0.5		ug/L	
OU3	CARNRW4	11/9/21	DUP	cis-1,3-Dichloropropene	<	0.5		ug/L	
OU3	CARNRW4	11/9/21	DUP	Dibromochloromethane	<	0.5		ug/L	
OU3	CARNRW4	11/9/21	DUP	Dichlorodifluoromethane	<	0.5		ug/L	
OU3	CARNRW4	11/9/21	DUP	Methylene chloride	<	0.5		ug/L	
OU3	CARNRW4	11/9/21	DUP	Tetrachloroethene	<	0.5		ug/L	
OU3	CARNRW4	11/9/21	DUP	trans-1,2-Dichloroethene	<	0.5		ug/L	
OU3	CARNRW4	11/9/21	DUP	trans-1,3-Dichloropropene	<	0.5		ug/L	
OU3	CARNRW4	11/9/21	DUP	Trichloroethene	<	0.5		ug/L	
OU3	CARNRW4	11/9/21	DUP	Trichlorofluoromethane	<	0.5		ug/L	
OU3	CARNRW4	11/9/21	DUP	Trichlorotrifluoroethane	<	0.5		ug/L	
OU3	CARNRW4	11/9/21	DUP	Vinyl chloride	<	0.5		ug/L	
OU3	CARNRW4	11/9/21	DUP	Tritium	<	100	32	pCi/L	BO
OU3	CARNRW4	12/14/21		Nitrate (as NO3)	<	0.5		mg/L	
OU3	CARNRW4	12/14/21		Perchlorate	<	2		ug/L	
OU3	CARNRW4	12/14/21		1,1-Dichloroethane	<	0.5		ug/L	
OU3	CARNRW4	12/14/21		1,1-Dichloroethene	<	0.5		ug/L	
OU3	CARNRW4	12/14/21		1,1,1-Trichloroethane	<	0.5		ug/L	
OU3	CARNRW4	12/14/21		1,1,2-Trichloroethane	<	0.5		ug/L	
OU3	CARNRW4	12/14/21		1,1,2,2-Tetrachloroethane	<	0.5		ug/L	
OU3	CARNRW4	12/14/21		1,2-Dichlorobenzene	<	0.5		ug/L	
OU3	CARNRW4	12/14/21		1,2-Dichloroethane	<	0.5		ug/L	
OU3	CARNRW4	12/14/21		1,2-Dichloroethene (total)	<	1		ug/L	
OU3	CARNRW4	12/14/21		1,2-Dichloropropane	<	0.5		ug/L	
OU3	CARNRW4	12/14/21		1,3-Dichlorobenzene	<	0.5		ug/L	
OU3	CARNRW4	12/14/21		1,4-Dichlorobenzene	<	0.5		ug/L	
OU3	CARNRW4	12/14/21		2-Chloroethylvinylether	<	10		ug/L	
OU3	CARNRW4	12/14/21		Bromodichloromethane	<	0.5		ug/L	
OU3	CARNRW4	12/14/21		Bromoform	<	0.5		ug/L	
OU3	CARNRW4	12/14/21		Bromomethane	<	1		ug/L	
OU3	CARNRW4	12/14/21		Carbon tetrachloride	<	0.5		ug/L	
OU3	CARNRW4	12/14/21		Chlorobenzene	<	0.5		ug/L	
OU3	CARNRW4	12/14/21		Chloroethane	<	0.5		ug/L	
OU3	CARNRW4	12/14/21		Chloroform	<	0.5		ug/L	
OU3	CARNRW4	12/14/21		Chloromethane	<	0.5		ug/L	
OU3	CARNRW4	12/14/21		cis-1,2-Dichloroethene	<	0.5		ug/L	
OU3	CARNRW4	12/14/21		cis-1,3-Dichloropropene	<	0.5		ug/L	
OU3	CARNRW4	12/14/21		Dibromochloromethane	<	0.5		ug/L	
OU3	CARNRW4	12/14/21		Dichlorodifluoromethane	<	0.5		ug/L	
OU3	CARNRW4	12/14/21		Methylene chloride	<	1		ug/L	
OU3	CARNRW4	12/14/21		Tetrachloroethene	<	0.5		ug/L	
OU3	CARNRW4	12/14/21		trans-1,2-Dichloroethene	<	0.5		ug/L	

Attachment 1. Table 1. Groundwater analytical data, Site 300, 2021.

OU	Location	Date	Sample Type	Parameter	LOS Indicator	Result	Error	Units	QA Flag
OU3	CARNRW4	12/14/21		trans-1,3-Dichloropropene	<	0.5		ug/L	
OU3	CARNRW4	12/14/21		Trichloroethene	<	0.5		ug/L	
OU3	CARNRW4	12/14/21		Trichlorofluoromethane	<	0.5		ug/L	
OU3	CARNRW4	12/14/21		Trichlorotrifluoroethane	<	0.5		ug/L	
OU3	CARNRW4	12/14/21		Vinyl chloride	<	0.5		ug/L	
OU3	CARNRW4	12/14/21		Tritium	<	100	64	pCi/L	
OU3	CARNRW4	12/14/21		Field Oxidation Potential (Eh)		210		mVolts	
OU3	CARNRW4	12/14/21		Field pH		8.45		Units	
OU3	CARNRW4	12/14/21		Field Specific Conductance		1375		umhos/cm	
OU3	CARNRW4	12/14/21		Field Temperature		14.5		Degrees C	
OU3	CARNRW4	12/14/21	DUP	Nitrate (as NO3)	<	1		mg/L	
OU3	CARNRW4	12/14/21	DUP	Perchlorate	<	2		ug/L	
OU3	CARNRW4	12/14/21	DUP	1,1-Dichloroethane	<	0.5		ug/L	
OU3	CARNRW4	12/14/21	DUP	1,1-Dichloroethene	<	0.5		ug/L	
OU3	CARNRW4	12/14/21	DUP	1,1,1-Trichloroethane	<	0.5		ug/L	
OU3	CARNRW4	12/14/21	DUP	1,1,2-Trichloroethane	<	0.5		ug/L	
OU3	CARNRW4	12/14/21	DUP	1,1,2,2-Tetrachloroethane	<	0.5		ug/L	
OU3	CARNRW4	12/14/21	DUP	1,2-Dichlorobenzene	<	0.5		ug/L	
OU3	CARNRW4	12/14/21	DUP	1,2-Dichloroethane	<	0.5		ug/L	
OU3	CARNRW4	12/14/21	DUP	1,2-Dichloroethene (total)	<	1		ug/L	
OU3	CARNRW4	12/14/21	DUP	1,2-Dichloropropane	<	0.5		ug/L	
OU3	CARNRW4	12/14/21	DUP	1,3-Dichlorobenzene	<	0.5		ug/L	
OU3	CARNRW4	12/14/21	DUP	1,4-Dichlorobenzene	<	0.5		ug/L	
OU3	CARNRW4	12/14/21	DUP	2-Chloroethylvinylether	<	1		ug/L	L
OU3	CARNRW4	12/14/21	DUP	Bromodichloromethane	<	0.5		ug/L	
OU3	CARNRW4	12/14/21	DUP	Bromoform	<	0.5		ug/L	
OU3	CARNRW4	12/14/21	DUP	Bromomethane	<	0.5		ug/L	
OU3	CARNRW4	12/14/21	DUP	Carbon tetrachloride	<	0.5		ug/L	
OU3	CARNRW4	12/14/21	DUP	Chlorobenzene	<	0.5		ug/L	
OU3	CARNRW4	12/14/21	DUP	Chloroethane	<	0.5		ug/L	
OU3	CARNRW4	12/14/21	DUP	Chloroform	<	0.5		ug/L	
OU3	CARNRW4	12/14/21	DUP	Chloromethane	<	0.5		ug/L	
OU3	CARNRW4	12/14/21	DUP	cis-1,2-Dichloroethene	<	0.5		ug/L	
OU3	CARNRW4	12/14/21	DUP	cis-1,3-Dichloropropene	<	0.5		ug/L	
OU3	CARNRW4	12/14/21	DUP	Dibromochloromethane	<	0.5		ug/L	
OU3	CARNRW4	12/14/21	DUP	Dichlorodifluoromethane	<	0.5		ug/L	
OU3	CARNRW4	12/14/21	DUP	Methylene chloride	<	0.5		ug/L	
OU3	CARNRW4	12/14/21	DUP	Tetrachloroethene	<	0.5		ug/L	
OU3	CARNRW4	12/14/21	DUP	trans-1,2-Dichloroethene	<	0.5		ug/L	
OU3	CARNRW4	12/14/21	DUP	trans-1,3-Dichloropropene	<	0.5		ug/L	
OU3	CARNRW4	12/14/21	DUP	Trichloroethene	<	0.5		ug/L	
OU3	CARNRW4	12/14/21	DUP	Trichlorofluoromethane	<	0.5		ug/L	
OU3	CARNRW4	12/14/21	DUP	Trichlorotrifluoroethane	<	0.5		ug/L	
OU3	CARNRW4	12/14/21	DUP	Vinyl chloride	<	0.5		ug/L	
OU3	CARNRW4	12/14/21	DUP	Tritium	<	100	19	pCi/L	O
OU3	EP6-06	2/25/21		Uranium 234 and 233 (in activity)		0.508	0.125	pCi/L	
OU3	EP6-06	2/25/21		Uranium 235 and 236 (in activity)	<	0.1	0.0396	pCi/L	
OU3	EP6-06	2/25/21		Uranium 238 (in activity)		0.287	0.0871	pCi/L	
OU3	EP6-06	2/25/21		Beryllium	<	0.0005		mg/L	
OU3	EP6-06	2/25/21		Mercury	<	0.0002		mg/L	
OU3	EP6-06	2/25/21		Nitrate (as NO3)	<	0.5		mg/L	
OU3	EP6-06	2/25/21		Perchlorate	<	4		ug/L	
OU3	EP6-06	2/25/21		1,2-Dichlorobenzene	<	0.3		ug/L	
OU3	EP6-06	2/25/21		1,3-Dichlorobenzene	<	0.3		ug/L	
OU3	EP6-06	2/25/21		1,4-Dichlorobenzene	<	0.3		ug/L	
OU3	EP6-06	2/25/21		Benzene	<	0.4		ug/L	
OU3	EP6-06	2/25/21		Chlorobenzene	<	0.3		ug/L	
OU3	EP6-06	2/25/21		Ethylbenzene	<	0.3		ug/L	
OU3	EP6-06	2/25/21		m- and p-Xylene Isomers	<	0.4		ug/L	
OU3	EP6-06	2/25/21		o-Xylene	<	0.4		ug/L	
OU3	EP6-06	2/25/21		Toluene	<	0.3		ug/L	
OU3	EP6-06	2/25/21		Total Xylene Isomers	<	0.4		ug/L	
OU3	EP6-06	2/25/21		1,1-Dichloroethane	<	0.5		ug/L	
OU3	EP6-06	2/25/21		1,1-Dichloroethene	<	0.5		ug/L	
OU3	EP6-06	2/25/21		1,1,1-Trichloroethane	<	0.5		ug/L	
OU3	EP6-06	2/25/21		1,1,2-Trichloroethane	<	0.5		ug/L	

Attachment 1. Table 1. Groundwater analytical data, Site 300, 2021.

OU	Location	Date	Sample Type	Parameter	LOS Indicator	Result	Error	Units	QA Flag
OU3	EP6-06	2/25/21		1,1,2,2-Tetrachloroethane	<	0.5		ug/L	
OU3	EP6-06	2/25/21		1,2-Dichlorobenzene	<	0.5		ug/L	
OU3	EP6-06	2/25/21		1,2-Dichloroethane	<	0.5		ug/L	
OU3	EP6-06	2/25/21		1,2-Dichloroethene (total)	<	1		ug/L	
OU3	EP6-06	2/25/21		1,2-Dichloropropane	<	0.5		ug/L	
OU3	EP6-06	2/25/21		1,3-Dichlorobenzene	<	0.5		ug/L	
OU3	EP6-06	2/25/21		1,4-Dichlorobenzene	<	0.5		ug/L	
OU3	EP6-06	2/25/21		2-Chloroethylvinylether	<	10		ug/L	
OU3	EP6-06	2/25/21		Bromodichloromethane	<	0.5		ug/L	
OU3	EP6-06	2/25/21		Bromoform	<	0.5		ug/L	
OU3	EP6-06	2/25/21		Bromomethane	<	1		ug/L	
OU3	EP6-06	2/25/21		Carbon tetrachloride	<	0.5		ug/L	
OU3	EP6-06	2/25/21		Chlorobenzene	<	0.5		ug/L	
OU3	EP6-06	2/25/21		Chloroethane	<	0.5		ug/L	
OU3	EP6-06	2/25/21		Chloroform	<	0.5		ug/L	
OU3	EP6-06	2/25/21		Chloromethane	<	0.5		ug/L	
OU3	EP6-06	2/25/21		cis-1,2-Dichloroethene	<	0.5		ug/L	
OU3	EP6-06	2/25/21		cis-1,3-Dichloropropene	<	0.5		ug/L	
OU3	EP6-06	2/25/21		Dibromochloromethane	<	0.5		ug/L	
OU3	EP6-06	2/25/21		Dichlorodifluoromethane	<	0.5		ug/L	
OU3	EP6-06	2/25/21		Methylene chloride	<	1		ug/L	
OU3	EP6-06	2/25/21		Tetrachloroethene	<	0.5		ug/L	
OU3	EP6-06	2/25/21		trans-1,2-Dichloroethene	<	0.5		ug/L	
OU3	EP6-06	2/25/21		trans-1,3-Dichloropropene	<	0.5		ug/L	
OU3	EP6-06	2/25/21		Trichloroethene	<	0.5		ug/L	
OU3	EP6-06	2/25/21		Trichlorofluoromethane	<	0.5		ug/L	
OU3	EP6-06	2/25/21		Trichlorotrifluoroethane	<	0.5		ug/L	
OU3	EP6-06	2/25/21		Vinyl chloride	<	0.5		ug/L	
OU3	EP6-06	2/25/21		Gross alpha	<	2	1.31	pCi/L	L
OU3	EP6-06	2/25/21		Gross beta		6.6	1.94	pCi/L	
OU3	EP6-06	2/25/21		Tritium	<	100	59.9	pCi/L	
OU3	EP6-06	2/25/21		Field Oxidation Potential (Eh)		-122		mVolts	
OU3	EP6-06	2/25/21		Field pH		8.39		Units	
OU3	EP6-06	2/25/21		Field Specific Conductance		1255		umhos/cm	
OU3	EP6-06	2/25/21		Field Temperature		20.6		Degrees C	
OU3	EP6-06	2/25/21		Total dissolved solids (TDS)		860		mg/L	DH
OU3	EP6-06	2/25/21	DUP	Uranium 234 and 233 (in activity)		0.582	0.129	pCi/L	
OU3	EP6-06	2/25/21	DUP	Uranium 235 and 236 (in activity)	<	0.1	0.0362	pCi/L	
OU3	EP6-06	2/25/21	DUP	Uranium 238 (in activity)		0.43	0.103	pCi/L	
OU3	EP6-06	2/25/21	DUP	Beryllium	<	0.0005		mg/L	
OU3	EP6-06	2/25/21	DUP	Mercury	<	0.0002		mg/L	
OU3	EP6-06	2/25/21	DUP	Nitrate (as NO3)	<	0.5		mg/L	
OU3	EP6-06	2/25/21	DUP	Perchlorate	<	4		ug/L	
OU3	EP6-06	2/25/21	DUP	1,2-Dichlorobenzene	<	0.3		ug/L	
OU3	EP6-06	2/25/21	DUP	1,3-Dichlorobenzene	<	0.3		ug/L	
OU3	EP6-06	2/25/21	DUP	1,4-Dichlorobenzene	<	0.3		ug/L	
OU3	EP6-06	2/25/21	DUP	Benzene	<	0.4		ug/L	
OU3	EP6-06	2/25/21	DUP	Chlorobenzene	<	0.3		ug/L	
OU3	EP6-06	2/25/21	DUP	Ethylbenzene	<	0.3		ug/L	
OU3	EP6-06	2/25/21	DUP	m- and p-Xylene Isomers	<	0.4		ug/L	
OU3	EP6-06	2/25/21	DUP	o-Xylene	<	0.4		ug/L	
OU3	EP6-06	2/25/21	DUP	Toluene	<	0.3		ug/L	
OU3	EP6-06	2/25/21	DUP	Total Xylene Isomers	<	0.4		ug/L	
OU3	EP6-06	2/25/21	DUP	1,1-Dichloroethane	<	0.5		ug/L	
OU3	EP6-06	2/25/21	DUP	1,1-Dichloroethene	<	0.5		ug/L	
OU3	EP6-06	2/25/21	DUP	1,1,1-Trichloroethane	<	0.5		ug/L	
OU3	EP6-06	2/25/21	DUP	1,1,2-Trichloroethane	<	0.5		ug/L	
OU3	EP6-06	2/25/21	DUP	1,1,2,2-Tetrachloroethane	<	0.5		ug/L	
OU3	EP6-06	2/25/21	DUP	1,2-Dichlorobenzene	<	0.5		ug/L	
OU3	EP6-06	2/25/21	DUP	1,2-Dichloroethane	<	0.5		ug/L	
OU3	EP6-06	2/25/21	DUP	1,2-Dichloroethene (total)	<	1		ug/L	
OU3	EP6-06	2/25/21	DUP	1,2-Dichloropropane	<	0.5		ug/L	
OU3	EP6-06	2/25/21	DUP	1,3-Dichlorobenzene	<	0.5		ug/L	
OU3	EP6-06	2/25/21	DUP	1,4-Dichlorobenzene	<	0.5		ug/L	
OU3	EP6-06	2/25/21	DUP	2-Chloroethylvinylether	<	10		ug/L	
OU3	EP6-06	2/25/21	DUP	Bromodichloromethane	<	0.5		ug/L	

Attachment 1. Table 1. Groundwater analytical data, Site 300, 2021.

OU	Location	Date	Sample Type	Parameter	LOS Indicator	Result	Error	Units	QA Flag
OU3	EP6-06	2/25/21	DUP	Bromoform	<	0.5		ug/L	
OU3	EP6-06	2/25/21	DUP	Bromomethane	<	1		ug/L	
OU3	EP6-06	2/25/21	DUP	Carbon tetrachloride	<	0.5		ug/L	
OU3	EP6-06	2/25/21	DUP	Chlorobenzene	<	0.5		ug/L	
OU3	EP6-06	2/25/21	DUP	Chloroethane	<	0.5		ug/L	
OU3	EP6-06	2/25/21	DUP	Chloroform	<	0.5		ug/L	
OU3	EP6-06	2/25/21	DUP	Chloromethane	<	0.5		ug/L	
OU3	EP6-06	2/25/21	DUP	cis-1,2-Dichloroethene	<	0.5		ug/L	
OU3	EP6-06	2/25/21	DUP	cis-1,3-Dichloropropene	<	0.5		ug/L	
OU3	EP6-06	2/25/21	DUP	Dibromochloromethane	<	0.5		ug/L	
OU3	EP6-06	2/25/21	DUP	Dichlorodifluoromethane	<	0.5		ug/L	
OU3	EP6-06	2/25/21	DUP	Methylene chloride	<	1		ug/L	
OU3	EP6-06	2/25/21	DUP	Tetrachloroethene	<	0.5		ug/L	
OU3	EP6-06	2/25/21	DUP	trans-1,2-Dichloroethene	<	0.5		ug/L	
OU3	EP6-06	2/25/21	DUP	trans-1,3-Dichloropropene	<	0.5		ug/L	
OU3	EP6-06	2/25/21	DUP	Trichloroethene	<	0.5		ug/L	
OU3	EP6-06	2/25/21	DUP	Trichlorofluoromethane	<	0.5		ug/L	
OU3	EP6-06	2/25/21	DUP	Trichlorotrifluoroethane	<	0.5		ug/L	
OU3	EP6-06	2/25/21	DUP	Vinyl chloride	<	0.5		ug/L	
OU3	EP6-06	2/25/21	DUP	Gross alpha	<	2	1.51	pCi/L	L
OU3	EP6-06	2/25/21	DUP	Gross beta		9.33	2.24	pCi/L	
OU3	EP6-06	2/25/21	DUP	Tritium	<	100	62.7	pCi/L	
OU3	EP6-06	2/25/21	DUP	Total dissolved solids (TDS)		840		mg/L	D
OU3	EP6-06	8/25/21		1,1-Dichloroethane	<	0.5		ug/L	
OU3	EP6-06	8/25/21		1,1-Dichloroethene	<	0.5		ug/L	
OU3	EP6-06	8/25/21		1,1,1-Trichloroethane	<	0.5		ug/L	
OU3	EP6-06	8/25/21		1,1,2-Trichloroethane	<	0.5		ug/L	
OU3	EP6-06	8/25/21		1,1,2,2-Tetrachloroethane	<	0.5		ug/L	
OU3	EP6-06	8/25/21		1,2-Dichlorobenzene	<	0.5		ug/L	
OU3	EP6-06	8/25/21		1,2-Dichloroethane	<	0.5		ug/L	
OU3	EP6-06	8/25/21		1,2-Dichloroethene (total)	<	1		ug/L	
OU3	EP6-06	8/25/21		1,2-Dichloropropane	<	0.5		ug/L	
OU3	EP6-06	8/25/21		1,3-Dichlorobenzene	<	0.5		ug/L	
OU3	EP6-06	8/25/21		1,4-Dichlorobenzene	<	0.5		ug/L	
OU3	EP6-06	8/25/21		2-Chloroethylvinylether	<	10		ug/L	
OU3	EP6-06	8/25/21		Bromodichloromethane	<	0.5		ug/L	
OU3	EP6-06	8/25/21		Bromoform	<	0.5		ug/L	
OU3	EP6-06	8/25/21		Bromomethane	<	1		ug/L	
OU3	EP6-06	8/25/21		Carbon tetrachloride	<	0.5		ug/L	
OU3	EP6-06	8/25/21		Chlorobenzene	<	0.5		ug/L	
OU3	EP6-06	8/25/21		Chloroethane	<	0.5		ug/L	
OU3	EP6-06	8/25/21		Chloroform	<	0.5		ug/L	
OU3	EP6-06	8/25/21		Chloromethane	<	0.5		ug/L	
OU3	EP6-06	8/25/21		cis-1,2-Dichloroethene	<	0.5		ug/L	
OU3	EP6-06	8/25/21		cis-1,3-Dichloropropene	<	0.5		ug/L	
OU3	EP6-06	8/25/21		Dibromochloromethane	<	0.5		ug/L	
OU3	EP6-06	8/25/21		Dichlorodifluoromethane	<	0.5		ug/L	
OU3	EP6-06	8/25/21		Methylene chloride	<	1		ug/L	
OU3	EP6-06	8/25/21		Tetrachloroethene	<	0.5		ug/L	
OU3	EP6-06	8/25/21		trans-1,2-Dichloroethene	<	0.5		ug/L	
OU3	EP6-06	8/25/21		trans-1,3-Dichloropropene	<	0.5		ug/L	
OU3	EP6-06	8/25/21		Trichloroethene	<	0.5		ug/L	
OU3	EP6-06	8/25/21		Trichlorofluoromethane	<	0.5		ug/L	
OU3	EP6-06	8/25/21		Trichlorotrifluoroethane	<	0.5		ug/L	
OU3	EP6-06	8/25/21		Vinyl chloride	<	0.5		ug/L	
OU3	EP6-06	8/25/21		Tritium	<	100	57.4	pCi/L	
OU3	EP6-06	8/25/21		Field Oxidation Potential (Eh)		6		mVolts	
OU3	EP6-06	8/25/21		Field pH		7.79		Units	
OU3	EP6-06	8/25/21		Field Specific Conductance		1235		umhos/cm	
OU3	EP6-06	8/25/21		Field Temperature		20.9		Degrees C	
OU3	EP6-07	2/25/21		Uranium 234 and 233 (in activity)		0.204	0.0952	pCi/L	
OU3	EP6-07	2/25/21		Uranium 235 and 236 (in activity)	<	0.1	0.0355	pCi/L	
OU3	EP6-07	2/25/21		Uranium 238 (in activity)		0.131	0.0736	pCi/L	
OU3	EP6-07	2/25/21		Beryllium	<	0.0005		mg/L	B
OU3	EP6-07	2/25/21		Mercury	<	0.0002		mg/L	
OU3	EP6-07	2/25/21		Nitrate (as NO3)	<	0.5		mg/L	

Attachment 1. Table 1. Groundwater analytical data, Site 300, 2021.

OU	Location	Date	Sample Type	Parameter	LOS Indicator	Result	Error	Units	QA Flag
OU3	EP6-07	2/25/21		Perchlorate	<	4		ug/L	
OU3	EP6-07	2/25/21		1,2-Dichlorobenzene	<	0.3		ug/L	
OU3	EP6-07	2/25/21		1,3-Dichlorobenzene	<	0.3		ug/L	
OU3	EP6-07	2/25/21		1,4-Dichlorobenzene	<	0.3		ug/L	
OU3	EP6-07	2/25/21		Benzene	<	0.4		ug/L	
OU3	EP6-07	2/25/21		Chlorobenzene	<	0.3		ug/L	
OU3	EP6-07	2/25/21		Ethylbenzene	<	0.3		ug/L	
OU3	EP6-07	2/25/21		m- and p-Xylene Isomers	<	0.4		ug/L	
OU3	EP6-07	2/25/21		o-Xylene	<	0.4		ug/L	
OU3	EP6-07	2/25/21		Toluene	<	0.3		ug/L	
OU3	EP6-07	2/25/21		Total Xylene Isomers	<	0.4		ug/L	
OU3	EP6-07	2/25/21		1,1-Dichloroethane	<	0.5		ug/L	
OU3	EP6-07	2/25/21		1,1-Dichloroethene	<	0.5		ug/L	
OU3	EP6-07	2/25/21		1,1,1-Trichloroethane	<	0.5		ug/L	
OU3	EP6-07	2/25/21		1,1,2-Trichloroethane	<	0.5		ug/L	
OU3	EP6-07	2/25/21		1,1,2,2-Tetrachloroethane	<	0.5		ug/L	
OU3	EP6-07	2/25/21		1,2-Dichlorobenzene	<	0.5		ug/L	
OU3	EP6-07	2/25/21		1,2-Dichloroethane	<	0.5		ug/L	
OU3	EP6-07	2/25/21		1,2-Dichloroethene (total)	<	1		ug/L	
OU3	EP6-07	2/25/21		1,2-Dichloropropane	<	0.5		ug/L	
OU3	EP6-07	2/25/21		1,3-Dichlorobenzene	<	0.5		ug/L	
OU3	EP6-07	2/25/21		1,4-Dichlorobenzene	<	0.5		ug/L	
OU3	EP6-07	2/25/21		2-Chloroethylvinylether	<	10		ug/L	
OU3	EP6-07	2/25/21		Bromodichloromethane	<	0.5		ug/L	
OU3	EP6-07	2/25/21		Bromoform	<	0.5		ug/L	
OU3	EP6-07	2/25/21		Bromomethane	<	1		ug/L	
OU3	EP6-07	2/25/21		Carbon tetrachloride	<	0.5		ug/L	
OU3	EP6-07	2/25/21		Chlorobenzene	<	0.5		ug/L	
OU3	EP6-07	2/25/21		Chloroethane	<	0.5		ug/L	
OU3	EP6-07	2/25/21		Chloroform	<	0.5		ug/L	
OU3	EP6-07	2/25/21		Chloromethane	<	0.5		ug/L	
OU3	EP6-07	2/25/21		cis-1,2-Dichloroethene	<	0.5		ug/L	
OU3	EP6-07	2/25/21		cis-1,3-Dichloropropene	<	0.5		ug/L	
OU3	EP6-07	2/25/21		Dibromochloromethane	<	0.5		ug/L	
OU3	EP6-07	2/25/21		Dichlorodifluoromethane	<	0.5		ug/L	
OU3	EP6-07	2/25/21		Methylene chloride	<	1		ug/L	
OU3	EP6-07	2/25/21		Tetrachloroethene	<	0.5		ug/L	
OU3	EP6-07	2/25/21		trans-1,2-Dichloroethene	<	0.5		ug/L	
OU3	EP6-07	2/25/21		trans-1,3-Dichloropropene	<	0.5		ug/L	
OU3	EP6-07	2/25/21		Trichloroethene	<	0.5		ug/L	
OU3	EP6-07	2/25/21		Trichlorofluoromethane	<	0.5		ug/L	
OU3	EP6-07	2/25/21		Trichlorotrifluoroethane	<	0.5		ug/L	
OU3	EP6-07	2/25/21		Vinyl chloride	<	0.5		ug/L	
OU3	EP6-07	2/25/21		Gross alpha	<	2	1.12	pCi/L	L
OU3	EP6-07	2/25/21		Gross beta		5.71	1.48	pCi/L	
OU3	EP6-07	2/25/21		Tritium	<	100	58.7	pCi/L	
OU3	EP6-07	2/25/21		Field Oxidation Potential (Eh)		-212		mVolts	
OU3	EP6-07	2/25/21		Field pH		8.43		Units	
OU3	EP6-07	2/25/21		Field Specific Conductance		1056		umhos/cm	
OU3	EP6-07	2/25/21		Field Temperature		21.4		Degrees C	
OU3	EP6-07	2/25/21		Total dissolved solids (TDS)		770		mg/L	DH
OU3	EP6-07	4/27/21		Uranium 234 and 233 (in activity)		0.2	0.0546	pCi/L	
OU3	EP6-07	4/27/21		Uranium 235 and 236 (in activity)	<	0.1	0.0198	pCi/L	
OU3	EP6-07	4/27/21		Uranium 238 (in activity)		0.128	0.0415	pCi/L	
OU3	EP6-07	4/27/21		Gross alpha	<	2	1.1	pCi/L	
OU3	EP6-07	4/27/21		Gross beta		6.04	1.56	pCi/L	
OU3	EP6-07	4/27/21		Field Oxidation Potential (Eh)		-227		mVolts	
OU3	EP6-07	4/27/21		Field pH		7.7		Units	
OU3	EP6-07	4/27/21		Field Specific Conductance		1070		umhos/cm	
OU3	EP6-07	4/27/21		Field Temperature		20		Degrees C	
OU3	EP6-07	8/24/21		Uranium 234 and 233 (in activity)		0.154	0.052	pCi/L	
OU3	EP6-07	8/24/21		Uranium 235 and 236 (in activity)	<	0.1	0.0191	pCi/L	
OU3	EP6-07	8/24/21		Uranium 238 (in activity)		0.126	0.044	pCi/L	
OU3	EP6-07	8/24/21		1,1-Dichloroethane	<	0.5		ug/L	
OU3	EP6-07	8/24/21		1,1-Dichloroethene	<	0.5		ug/L	
OU3	EP6-07	8/24/21		1,1,1-Trichloroethane	<	0.5		ug/L	

Attachment 1. Table 1. Groundwater analytical data, Site 300, 2021.

OU	Location	Date	Sample Type	Parameter	LOS Indicator	Result	Error	Units	QA Flag
OU3	EP6-07	8/24/21		1,1,2-Trichloroethane	<	0.5		ug/L	
OU3	EP6-07	8/24/21		1,1,2,2-Tetrachloroethane	<	0.5		ug/L	
OU3	EP6-07	8/24/21		1,2-Dichlorobenzene	<	0.5		ug/L	
OU3	EP6-07	8/24/21		1,2-Dichloroethane	<	0.5		ug/L	
OU3	EP6-07	8/24/21		1,2-Dichloroethene (total)	<	1		ug/L	
OU3	EP6-07	8/24/21		1,2-Dichloropropane	<	0.5		ug/L	
OU3	EP6-07	8/24/21		1,3-Dichlorobenzene	<	0.5		ug/L	
OU3	EP6-07	8/24/21		1,4-Dichlorobenzene	<	0.5		ug/L	
OU3	EP6-07	8/24/21		2-Chloroethylvinylether	<	10		ug/L	
OU3	EP6-07	8/24/21		Bromodichloromethane	<	0.5		ug/L	
OU3	EP6-07	8/24/21		Bromoform	<	0.5		ug/L	
OU3	EP6-07	8/24/21		Bromomethane	<	1		ug/L	
OU3	EP6-07	8/24/21		Carbon tetrachloride	<	0.5		ug/L	
OU3	EP6-07	8/24/21		Chlorobenzene	<	0.5		ug/L	
OU3	EP6-07	8/24/21		Chloroethane	<	0.5		ug/L	
OU3	EP6-07	8/24/21		Chloroform	<	0.5		ug/L	
OU3	EP6-07	8/24/21		Chloromethane	<	0.5		ug/L	
OU3	EP6-07	8/24/21		cis-1,2-Dichloroethene	<	0.5		ug/L	
OU3	EP6-07	8/24/21		cis-1,3-Dichloropropene	<	0.5		ug/L	
OU3	EP6-07	8/24/21		Dibromochloromethane	<	0.5		ug/L	
OU3	EP6-07	8/24/21		Dichlorodifluoromethane	<	0.5		ug/L	
OU3	EP6-07	8/24/21		Methylene chloride	<	1		ug/L	
OU3	EP6-07	8/24/21		Tetrachloroethene	<	0.5		ug/L	
OU3	EP6-07	8/24/21		trans-1,2-Dichloroethene	<	0.5		ug/L	
OU3	EP6-07	8/24/21		trans-1,3-Dichloropropene	<	0.5		ug/L	
OU3	EP6-07	8/24/21		Trichloroethene	<	0.5		ug/L	
OU3	EP6-07	8/24/21		Trichlorofluoromethane	<	0.5		ug/L	
OU3	EP6-07	8/24/21		Trichlorotrifluoroethane	<	0.5		ug/L	
OU3	EP6-07	8/24/21		Vinyl chloride	<	0.5		ug/L	
OU3	EP6-07	8/24/21		Gross alpha	<	2	1.26	pCi/L	
OU3	EP6-07	8/24/21		Gross beta		12.2	2.47	pCi/L	
OU3	EP6-07	8/24/21		Tritium	<	100	58.8	pCi/L	
OU3	EP6-07	8/24/21		Field Oxidation Potential (Eh)		-136		mVolts	
OU3	EP6-07	8/24/21		Field pH		6.88		Units	
OU3	EP6-07	8/24/21		Field Specific Conductance		1066		umhos/cm	
OU3	EP6-07	8/24/21		Field Temperature		20.8		Degrees C	
OU3	EP6-07	8/24/21	DUP	Uranium 234 and 233 (in activity)		0.15	0.0565	pCi/L	
OU3	EP6-07	8/24/21	DUP	Uranium 235 and 236 (in activity)	<	0.1	0.0278	pCi/L	
OU3	EP6-07	8/24/21	DUP	Uranium 238 (in activity)	<	0.1	0.0425	pCi/L	
OU3	EP6-07	8/24/21	DUP	1,1-Dichloroethane	<	0.5		ug/L	
OU3	EP6-07	8/24/21	DUP	1,1-Dichloroethene	<	0.5		ug/L	
OU3	EP6-07	8/24/21	DUP	1,1,1-Trichloroethane	<	0.5		ug/L	
OU3	EP6-07	8/24/21	DUP	1,1,2-Trichloroethane	<	0.5		ug/L	
OU3	EP6-07	8/24/21	DUP	1,1,2,2-Tetrachloroethane	<	0.5		ug/L	
OU3	EP6-07	8/24/21	DUP	1,2-Dichlorobenzene	<	0.5		ug/L	
OU3	EP6-07	8/24/21	DUP	1,2-Dichloroethane	<	0.5		ug/L	
OU3	EP6-07	8/24/21	DUP	1,2-Dichloroethene (total)	<	1		ug/L	
OU3	EP6-07	8/24/21	DUP	1,2-Dichloropropane	<	0.5		ug/L	
OU3	EP6-07	8/24/21	DUP	1,3-Dichlorobenzene	<	0.5		ug/L	
OU3	EP6-07	8/24/21	DUP	1,4-Dichlorobenzene	<	0.5		ug/L	
OU3	EP6-07	8/24/21	DUP	2-Chloroethylvinylether	<	10		ug/L	
OU3	EP6-07	8/24/21	DUP	Bromodichloromethane	<	0.5		ug/L	
OU3	EP6-07	8/24/21	DUP	Bromoform	<	0.5		ug/L	
OU3	EP6-07	8/24/21	DUP	Bromomethane	<	1		ug/L	
OU3	EP6-07	8/24/21	DUP	Carbon tetrachloride	<	0.5		ug/L	
OU3	EP6-07	8/24/21	DUP	Chlorobenzene	<	0.5		ug/L	
OU3	EP6-07	8/24/21	DUP	Chloroethane	<	0.5		ug/L	
OU3	EP6-07	8/24/21	DUP	Chloroform	<	0.5		ug/L	
OU3	EP6-07	8/24/21	DUP	Chloromethane	<	0.5		ug/L	
OU3	EP6-07	8/24/21	DUP	cis-1,2-Dichloroethene	<	0.5		ug/L	
OU3	EP6-07	8/24/21	DUP	cis-1,3-Dichloropropene	<	0.5		ug/L	
OU3	EP6-07	8/24/21	DUP	Dibromochloromethane	<	0.5		ug/L	
OU3	EP6-07	8/24/21	DUP	Dichlorodifluoromethane	<	0.5		ug/L	
OU3	EP6-07	8/24/21	DUP	Methylene chloride	<	1		ug/L	
OU3	EP6-07	8/24/21	DUP	Tetrachloroethene	<	0.5		ug/L	
OU3	EP6-07	8/24/21	DUP	trans-1,2-Dichloroethene	<	0.5		ug/L	

Attachment 1. Table 1. Groundwater analytical data, Site 300, 2021.

OU	Location	Date	Sample Type	Parameter	LOS Indicator	Result	Error	Units	QA Flag
OU3	EP6-07	8/24/21	DUP	trans-1,3-Dichloropropene	<	0.5		ug/L	
OU3	EP6-07	8/24/21	DUP	Trichloroethene	<	0.5		ug/L	
OU3	EP6-07	8/24/21	DUP	Trichlorofluoromethane	<	0.5		ug/L	
OU3	EP6-07	8/24/21	DUP	Trichlorotrifluoroethane	<	0.5		ug/L	
OU3	EP6-07	8/24/21	DUP	Vinyl chloride	<	0.5		ug/L	
OU3	EP6-07	8/24/21	DUP	Gross alpha	<	2	1.91	pCi/L	
OU3	EP6-07	8/24/21	DUP	Gross beta		7.67	2.35	pCi/L	
OU3	EP6-07	8/24/21	DUP	Tritium	<	100	52.9	pCi/L	
OU3	EP6-07	10/4/21		Uranium 234 and 233 (in activity)		0.146	0.053	pCi/L	
OU3	EP6-07	10/4/21		Uranium 235 and 236 (in activity)	<	0.1	0.0139	pCi/L	
OU3	EP6-07	10/4/21		Uranium 238 (in activity)	<	0.1	0.0392	pCi/L	
OU3	EP6-07	10/4/21		Gross alpha	<	2	1.24	pCi/L	L
OU3	EP6-07	10/4/21		Gross beta		6.61	1.66	pCi/L	
OU3	EP6-07	10/4/21		Field Oxidation Potential (Eh)		-6		mVolts	
OU3	EP6-07	10/4/21		Field pH		7.77		Units	
OU3	EP6-07	10/4/21		Field Specific Conductance		1062		umhos/cm	
OU3	EP6-07	10/4/21		Field Temperature		22		Degrees C	
OU3	EP6-08	4/27/21		Uranium 234 and 233 (in activity)		4.64	0.524	pCi/L	
OU3	EP6-08	4/27/21		Uranium 235 and 236 (in activity)		0.159	0.0605	pCi/L	
OU3	EP6-08	4/27/21		Uranium 238 (in activity)		3.66	0.426	pCi/L	
OU3	EP6-08	4/27/21		1,1-Dichloroethane		0.58		ug/L	
OU3	EP6-08	4/27/21		1,1-Dichloroethene	<	0.5		ug/L	
OU3	EP6-08	4/27/21		1,1,1-Trichloroethane	<	0.5		ug/L	
OU3	EP6-08	4/27/21		1,1,2-Trichloroethane	<	0.5		ug/L	
OU3	EP6-08	4/27/21		1,1,2,2-Tetrachloroethane	<	0.5		ug/L	
OU3	EP6-08	4/27/21		1,2-Dichlorobenzene	<	0.5		ug/L	
OU3	EP6-08	4/27/21		1,2-Dichloroethane	<	0.5		ug/L	
OU3	EP6-08	4/27/21		1,2-Dichloroethene (total)	<	1		ug/L	
OU3	EP6-08	4/27/21		1,2-Dichloropropane	<	0.5		ug/L	
OU3	EP6-08	4/27/21		1,3-Dichlorobenzene	<	0.5		ug/L	
OU3	EP6-08	4/27/21		1,4-Dichlorobenzene	<	0.5		ug/L	
OU3	EP6-08	4/27/21		2-Chloroethylvinylether	<	10		ug/L	
OU3	EP6-08	4/27/21		Bromodichloromethane	<	0.5		ug/L	
OU3	EP6-08	4/27/21		Bromoform	<	0.5		ug/L	
OU3	EP6-08	4/27/21		Bromomethane	<	1		ug/L	
OU3	EP6-08	4/27/21		Carbon tetrachloride	<	0.5		ug/L	
OU3	EP6-08	4/27/21		Chlorobenzene	<	0.5		ug/L	
OU3	EP6-08	4/27/21		Chloroethane	<	0.5		ug/L	
OU3	EP6-08	4/27/21		Chloroform		0.85		ug/L	
OU3	EP6-08	4/27/21		Chloromethane	<	0.5		ug/L	
OU3	EP6-08	4/27/21		cis-1,2-Dichloroethene	<	0.5		ug/L	
OU3	EP6-08	4/27/21		cis-1,3-Dichloropropene	<	0.5		ug/L	
OU3	EP6-08	4/27/21		Dibromochloromethane	<	0.5		ug/L	
OU3	EP6-08	4/27/21		Dichlorodifluoromethane	<	0.5		ug/L	
OU3	EP6-08	4/27/21		Methylene chloride	<	1		ug/L	
OU3	EP6-08	4/27/21		Tetrachloroethene		4.6		ug/L	
OU3	EP6-08	4/27/21		trans-1,2-Dichloroethene	<	0.5		ug/L	
OU3	EP6-08	4/27/21		trans-1,3-Dichloropropene	<	0.5		ug/L	
OU3	EP6-08	4/27/21		Trichloroethene		2.6		ug/L	
OU3	EP6-08	4/27/21		Trichlorofluoromethane	<	0.5		ug/L	
OU3	EP6-08	4/27/21		Trichlorotrifluoroethane	<	0.5		ug/L	
OU3	EP6-08	4/27/21		Vinyl chloride	<	0.5		ug/L	
OU3	EP6-08	4/27/21		Gross alpha		6.01	2.29	pCi/L	
OU3	EP6-08	4/27/21		Gross beta		8.73	1.94	pCi/L	
OU3	EP6-08	4/27/21		Field Oxidation Potential (Eh)		-13		mVolts	
OU3	EP6-08	4/27/21		Field pH		7.62		Units	
OU3	EP6-08	4/27/21		Field Specific Conductance		1319		umhos/cm	
OU3	EP6-08	4/27/21		Field Temperature		19.3		Degrees C	
OU3	EP6-08	8/30/21		Uranium 234 and 233 (in activity)		5.6	0.536	pCi/L	
OU3	EP6-08	8/30/21		Uranium 235 and 236 (in activity)		0.315	0.0745	pCi/L	
OU3	EP6-08	8/30/21		Uranium 238 (in activity)		4.69	0.456	pCi/L	
OU3	EP6-08	8/30/21		1,1-Dichloroethane		0.53		ug/L	
OU3	EP6-08	8/30/21		1,1-Dichloroethene	<	0.5		ug/L	
OU3	EP6-08	8/30/21		1,1,1-Trichloroethane	<	0.5		ug/L	
OU3	EP6-08	8/30/21		1,1,2-Trichloroethane	<	0.5		ug/L	
OU3	EP6-08	8/30/21		1,1,2,2-Tetrachloroethane	<	0.5		ug/L	

Attachment 1. Table 1. Groundwater analytical data, Site 300, 2021.

OU	Location	Date	Sample Type	Parameter	LOS Indicator	Result	Error	Units	QA Flag
OU3	EP6-08	8/30/21		1,2-Dichlorobenzene	<	0.5		ug/L	
OU3	EP6-08	8/30/21		1,2-Dichloroethane	<	0.5		ug/L	
OU3	EP6-08	8/30/21		1,2-Dichloroethene (total)	<	1		ug/L	
OU3	EP6-08	8/30/21		1,2-Dichloropropane	<	0.5		ug/L	
OU3	EP6-08	8/30/21		1,3-Dichlorobenzene	<	0.5		ug/L	
OU3	EP6-08	8/30/21		1,4-Dichlorobenzene	<	0.5		ug/L	
OU3	EP6-08	8/30/21		2-Chloroethylvinylether	<	10		ug/L	
OU3	EP6-08	8/30/21		Bromodichloromethane	<	0.5		ug/L	
OU3	EP6-08	8/30/21		Bromoform	<	0.5		ug/L	
OU3	EP6-08	8/30/21		Bromomethane	<	1		ug/L	
OU3	EP6-08	8/30/21		Carbon tetrachloride	<	0.5		ug/L	
OU3	EP6-08	8/30/21		Chlorobenzene	<	0.5		ug/L	
OU3	EP6-08	8/30/21		Chloroethane	<	0.5		ug/L	
OU3	EP6-08	8/30/21		Chloroform		0.78		ug/L	
OU3	EP6-08	8/30/21		Chloromethane	<	0.5		ug/L	
OU3	EP6-08	8/30/21		cis-1,2-Dichloroethene	<	0.5		ug/L	
OU3	EP6-08	8/30/21		cis-1,3-Dichloropropene	<	0.5		ug/L	
OU3	EP6-08	8/30/21		Dibromochloromethane	<	0.5		ug/L	
OU3	EP6-08	8/30/21		Dichlorodifluoromethane	<	0.5		ug/L	
OU3	EP6-08	8/30/21		Methylene chloride	<	1		ug/L	
OU3	EP6-08	8/30/21		Tetrachloroethene		4.4		ug/L	
OU3	EP6-08	8/30/21		trans-1,2-Dichloroethene	<	0.5		ug/L	
OU3	EP6-08	8/30/21		trans-1,3-Dichloropropene	<	0.5		ug/L	
OU3	EP6-08	8/30/21		Trichloroethene		2.4		ug/L	
OU3	EP6-08	8/30/21		Trichlorofluoromethane	<	0.5		ug/L	
OU3	EP6-08	8/30/21		Trichlorotrifluoroethane	<	0.5		ug/L	
OU3	EP6-08	8/30/21		Vinyl chloride	<	0.5		ug/L	
OU3	EP6-08	8/30/21		Gross alpha		10.9	2.89	pCi/L	
OU3	EP6-08	8/30/21		Gross beta		12.8	2.7	pCi/L	
OU3	EP6-08	8/30/21		Tritium	<	100	65.4	pCi/L	
OU3	EP6-08	8/30/21		Field Oxidation Potential (Eh)		-70		mVolts	
OU3	EP6-08	8/30/21		Field pH		7.35		Units	
OU3	EP6-08	8/30/21		Field Specific Conductance		1343		umhos/cm	
OU3	EP6-08	8/30/21		Field Temperature		24.8		Degrees C	
OU3	EP6-08	8/30/21	DUP	Uranium 234 and 233 (in activity)		7.66	0.698	pCi/L	
OU3	EP6-08	8/30/21	DUP	Uranium 235 and 236 (in activity)		0.461	0.0872	pCi/L	
OU3	EP6-08	8/30/21	DUP	Uranium 238 (in activity)		5.82	0.542	pCi/L	
OU3	EP6-08	8/30/21	DUP	1,1-Dichloroethane		0.57		ug/L	
OU3	EP6-08	8/30/21	DUP	1,1-Dichloroethene	<	0.5		ug/L	
OU3	EP6-08	8/30/21	DUP	1,1,1-Trichloroethane	<	0.5		ug/L	
OU3	EP6-08	8/30/21	DUP	1,1,2-Trichloroethane	<	0.5		ug/L	
OU3	EP6-08	8/30/21	DUP	1,1,2,2-Tetrachloroethane	<	0.5		ug/L	
OU3	EP6-08	8/30/21	DUP	1,2-Dichlorobenzene	<	0.5		ug/L	
OU3	EP6-08	8/30/21	DUP	1,2-Dichloroethane	<	0.5		ug/L	
OU3	EP6-08	8/30/21	DUP	1,2-Dichloroethene (total)	<	1		ug/L	
OU3	EP6-08	8/30/21	DUP	1,2-Dichloropropane	<	0.5		ug/L	
OU3	EP6-08	8/30/21	DUP	1,3-Dichlorobenzene	<	0.5		ug/L	
OU3	EP6-08	8/30/21	DUP	1,4-Dichlorobenzene	<	0.5		ug/L	
OU3	EP6-08	8/30/21	DUP	2-Chloroethylvinylether	<	10		ug/L	
OU3	EP6-08	8/30/21	DUP	Bromodichloromethane	<	0.5		ug/L	
OU3	EP6-08	8/30/21	DUP	Bromoform	<	0.5		ug/L	
OU3	EP6-08	8/30/21	DUP	Bromomethane	<	1		ug/L	
OU3	EP6-08	8/30/21	DUP	Carbon tetrachloride	<	0.5		ug/L	
OU3	EP6-08	8/30/21	DUP	Chlorobenzene	<	0.5		ug/L	
OU3	EP6-08	8/30/21	DUP	Chloroethane	<	0.5		ug/L	
OU3	EP6-08	8/30/21	DUP	Chloroform		0.85		ug/L	
OU3	EP6-08	8/30/21	DUP	Chloromethane	<	0.5		ug/L	
OU3	EP6-08	8/30/21	DUP	cis-1,2-Dichloroethene	<	0.5		ug/L	
OU3	EP6-08	8/30/21	DUP	cis-1,3-Dichloropropene	<	0.5		ug/L	
OU3	EP6-08	8/30/21	DUP	Dibromochloromethane	<	0.5		ug/L	
OU3	EP6-08	8/30/21	DUP	Dichlorodifluoromethane	<	0.5		ug/L	
OU3	EP6-08	8/30/21	DUP	Methylene chloride	<	1		ug/L	
OU3	EP6-08	8/30/21	DUP	Tetrachloroethene		4.6		ug/L	
OU3	EP6-08	8/30/21	DUP	trans-1,2-Dichloroethene	<	0.5		ug/L	
OU3	EP6-08	8/30/21	DUP	trans-1,3-Dichloropropene	<	0.5		ug/L	
OU3	EP6-08	8/30/21	DUP	Trichloroethene		2.5		ug/L	

Attachment 1. Table 1. Groundwater analytical data, Site 300, 2021.

OU	Location	Date	Sample Type	Parameter	LOS Indicator	Result	Error	Units	QA Flag
OU3	EP6-08	8/30/21	DUP	Trichlorofluoromethane	<	0.5		ug/L	
OU3	EP6-08	8/30/21	DUP	Trichlorotrifluoroethane	<	0.5		ug/L	
OU3	EP6-08	8/30/21	DUP	Vinyl chloride	<	0.5		ug/L	
OU3	EP6-08	8/30/21	DUP	Gross alpha		11.2	2.8	pCi/L	
OU3	EP6-08	8/30/21	DUP	Gross beta		14	2.73	pCi/L	
OU3	EP6-08	8/30/21	DUP	Tritium	<	100	58	pCi/L	
OU3	EP6-08	10/4/21		Uranium 234 and 233 (in activity)		6.74	0.777	pCi/L	
OU3	EP6-08	10/4/21		Uranium 235 and 236 (in activity)		0.346	0.0962	pCi/L	
OU3	EP6-08	10/4/21		Uranium 238 (in activity)		5.33	0.63	pCi/L	
OU3	EP6-08	10/4/21		1,1-Dichloroethane		0.54		ug/L	
OU3	EP6-08	10/4/21		1,1-Dichloroethene	<	0.5		ug/L	
OU3	EP6-08	10/4/21		1,1,1-Trichloroethane	<	0.5		ug/L	
OU3	EP6-08	10/4/21		1,1,2-Trichloroethane	<	0.5		ug/L	
OU3	EP6-08	10/4/21		1,1,2,2-Tetrachloroethane	<	0.5		ug/L	
OU3	EP6-08	10/4/21		1,2-Dichlorobenzene	<	0.5		ug/L	
OU3	EP6-08	10/4/21		1,2-Dichloroethane	<	0.5		ug/L	
OU3	EP6-08	10/4/21		1,2-Dichloroethene (total)	<	1		ug/L	
OU3	EP6-08	10/4/21		1,2-Dichloropropane	<	0.5		ug/L	
OU3	EP6-08	10/4/21		1,3-Dichlorobenzene	<	0.5		ug/L	
OU3	EP6-08	10/4/21		1,4-Dichlorobenzene	<	0.5		ug/L	
OU3	EP6-08	10/4/21		2-Chloroethylvinylether	<	10		ug/L	
OU3	EP6-08	10/4/21		Bromodichloromethane	<	0.5		ug/L	
OU3	EP6-08	10/4/21		Bromoform	<	0.5		ug/L	
OU3	EP6-08	10/4/21		Bromomethane	<	1		ug/L	
OU3	EP6-08	10/4/21		Carbon tetrachloride	<	0.5		ug/L	
OU3	EP6-08	10/4/21		Chlorobenzene	<	0.5		ug/L	
OU3	EP6-08	10/4/21		Chloroethane	<	0.5		ug/L	
OU3	EP6-08	10/4/21		Chloroform		1.4		ug/L	
OU3	EP6-08	10/4/21		Chloromethane	<	0.5		ug/L	
OU3	EP6-08	10/4/21		cis-1,2-Dichloroethene	<	0.5		ug/L	
OU3	EP6-08	10/4/21		cis-1,3-Dichloropropene	<	0.5		ug/L	
OU3	EP6-08	10/4/21		Dibromochloromethane	<	0.5		ug/L	
OU3	EP6-08	10/4/21		Dichlorodifluoromethane	<	0.5		ug/L	
OU3	EP6-08	10/4/21		Methylene chloride	<	1		ug/L	
OU3	EP6-08	10/4/21		Tetrachloroethene		4.6		ug/L	
OU3	EP6-08	10/4/21		trans-1,2-Dichloroethene	<	0.5		ug/L	
OU3	EP6-08	10/4/21		trans-1,3-Dichloropropene	<	0.5		ug/L	
OU3	EP6-08	10/4/21		Trichloroethene		2.3		ug/L	
OU3	EP6-08	10/4/21		Trichlorofluoromethane	<	0.5		ug/L	
OU3	EP6-08	10/4/21		Trichlorotrifluoroethane	<	0.5		ug/L	
OU3	EP6-08	10/4/21		Vinyl chloride	<	0.5		ug/L	
OU3	EP6-08	10/4/21		Gross alpha		20.5	4.81	pCi/L	L
OU3	EP6-08	10/4/21		Gross beta		11.8	2.5	pCi/L	
OU3	EP6-08	10/4/21		Field Oxidation Potential (Eh)		-11		mVolts	
OU3	EP6-08	10/4/21		Field pH		7.22		Units	
OU3	EP6-08	10/4/21		Field Specific Conductance		1358		umhos/cm	
OU3	EP6-08	10/4/21		Field Temperature		23		Degrees C	
OU3	EP6-08	10/4/21	DUP	Uranium 234 and 233 (in activity)		5.88	0.639	pCi/L	
OU3	EP6-08	10/4/21	DUP	Uranium 235 and 236 (in activity)		0.249	0.0724	pCi/L	
OU3	EP6-08	10/4/21	DUP	Uranium 238 (in activity)		4.54	0.508	pCi/L	
OU3	EP6-08	10/4/21	DUP	1,1-Dichloroethane		0.55		ug/L	
OU3	EP6-08	10/4/21	DUP	1,1-Dichloroethene	<	0.5		ug/L	
OU3	EP6-08	10/4/21	DUP	1,1,1-Trichloroethane	<	0.5		ug/L	
OU3	EP6-08	10/4/21	DUP	1,1,2-Trichloroethane	<	0.5		ug/L	
OU3	EP6-08	10/4/21	DUP	1,1,2,2-Tetrachloroethane	<	0.5		ug/L	
OU3	EP6-08	10/4/21	DUP	1,2-Dichlorobenzene	<	0.5		ug/L	
OU3	EP6-08	10/4/21	DUP	1,2-Dichloroethane	<	0.5		ug/L	
OU3	EP6-08	10/4/21	DUP	1,2-Dichloroethene (total)	<	1		ug/L	
OU3	EP6-08	10/4/21	DUP	1,2-Dichloropropane	<	0.5		ug/L	
OU3	EP6-08	10/4/21	DUP	1,3-Dichlorobenzene	<	0.5		ug/L	
OU3	EP6-08	10/4/21	DUP	1,4-Dichlorobenzene	<	0.5		ug/L	
OU3	EP6-08	10/4/21	DUP	2-Chloroethylvinylether	<	10		ug/L	
OU3	EP6-08	10/4/21	DUP	Bromodichloromethane	<	0.5		ug/L	
OU3	EP6-08	10/4/21	DUP	Bromoform	<	0.5		ug/L	
OU3	EP6-08	10/4/21	DUP	Bromomethane	<	1		ug/L	
OU3	EP6-08	10/4/21	DUP	Carbon tetrachloride	<	0.5		ug/L	

Attachment 1. Table 1. Groundwater analytical data, Site 300, 2021.

OU	Location	Date	Sample Type	Parameter	LOS Indicator	Result	Error	Units	QA Flag
OU3	EP6-08	10/4/21	DUP	Chlorobenzene	<	0.5		ug/L	
OU3	EP6-08	10/4/21	DUP	Chloroethane	<	0.5		ug/L	
OU3	EP6-08	10/4/21	DUP	Chloroform		1.4		ug/L	
OU3	EP6-08	10/4/21	DUP	Chloromethane	<	0.5		ug/L	
OU3	EP6-08	10/4/21	DUP	cis-1,2-Dichloroethene	<	0.5		ug/L	
OU3	EP6-08	10/4/21	DUP	cis-1,3-Dichloropropene	<	0.5		ug/L	
OU3	EP6-08	10/4/21	DUP	Dibromochloromethane	<	0.5		ug/L	
OU3	EP6-08	10/4/21	DUP	Dichlorodifluoromethane	<	0.5		ug/L	
OU3	EP6-08	10/4/21	DUP	Methylene chloride	<	1		ug/L	
OU3	EP6-08	10/4/21	DUP	Tetrachloroethene		4.6		ug/L	
OU3	EP6-08	10/4/21	DUP	trans-1,2-Dichloroethene	<	0.5		ug/L	
OU3	EP6-08	10/4/21	DUP	trans-1,3-Dichloropropene	<	0.5		ug/L	
OU3	EP6-08	10/4/21	DUP	Trichloroethene		2.3		ug/L	
OU3	EP6-08	10/4/21	DUP	Trichlorofluoromethane	<	0.5		ug/L	
OU3	EP6-08	10/4/21	DUP	Trichlorotrifluoroethane	<	0.5		ug/L	
OU3	EP6-08	10/4/21	DUP	Vinyl chloride	<	0.5		ug/L	
OU3	EP6-08	10/4/21	DUP	Gross alpha		15.1	5.04	pCi/L	L
OU3	EP6-08	10/4/21	DUP	Gross beta		12.8	2.62	pCi/L	
OU3	EP6-09	2/23/21		Uranium 234 and 233 (in activity)		3.16	0.382	pCi/L	
OU3	EP6-09	2/23/21		Uranium 235 and 236 (in activity)		0.138	0.0536	pCi/L	
OU3	EP6-09	2/23/21		Uranium 238 (in activity)		2.87	0.351	pCi/L	
OU3	EP6-09	2/23/21		Beryllium	<	0.0005		mg/L	
OU3	EP6-09	2/23/21		Mercury	<	0.0002		mg/L	
OU3	EP6-09	2/23/21		Nitrate (as NO3)		27		mg/L	D
OU3	EP6-09	2/23/21		Perchlorate	<	4		ug/L	
OU3	EP6-09	2/23/21		1,2-Dichlorobenzene	<	0.3		ug/L	
OU3	EP6-09	2/23/21		1,3-Dichlorobenzene	<	0.3		ug/L	
OU3	EP6-09	2/23/21		1,4-Dichlorobenzene	<	0.3		ug/L	
OU3	EP6-09	2/23/21		Benzene	<	0.4		ug/L	
OU3	EP6-09	2/23/21		Chlorobenzene	<	0.3		ug/L	
OU3	EP6-09	2/23/21		Ethylbenzene	<	0.3		ug/L	
OU3	EP6-09	2/23/21		m- and p-Xylene Isomers	<	0.4		ug/L	
OU3	EP6-09	2/23/21		o-Xylene	<	0.4		ug/L	
OU3	EP6-09	2/23/21		Toluene	<	0.3		ug/L	
OU3	EP6-09	2/23/21		Total Xylene Isomers	<	0.4		ug/L	
OU3	EP6-09	2/23/21		1,1-Dichloroethane	<	0.5		ug/L	
OU3	EP6-09	2/23/21		1,1-Dichloroethene	<	0.5		ug/L	
OU3	EP6-09	2/23/21		1,1,1-Trichloroethane	<	0.5		ug/L	
OU3	EP6-09	2/23/21		1,1,2-Trichloroethane	<	0.5		ug/L	
OU3	EP6-09	2/23/21		1,1,2,2-Tetrachloroethane	<	0.5		ug/L	
OU3	EP6-09	2/23/21		1,2-Dichlorobenzene	<	0.5		ug/L	
OU3	EP6-09	2/23/21		1,2-Dichloroethane	<	0.5		ug/L	
OU3	EP6-09	2/23/21		1,2-Dichloroethene (total)	<	1		ug/L	
OU3	EP6-09	2/23/21		1,2-Dichloropropane	<	0.5		ug/L	
OU3	EP6-09	2/23/21		1,3-Dichlorobenzene	<	0.5		ug/L	
OU3	EP6-09	2/23/21		1,4-Dichlorobenzene	<	0.5		ug/L	
OU3	EP6-09	2/23/21		2-Chloroethylvinylether	<	10		ug/L	
OU3	EP6-09	2/23/21		Bromodichloromethane	<	0.5		ug/L	
OU3	EP6-09	2/23/21		Bromoform	<	0.5		ug/L	
OU3	EP6-09	2/23/21		Bromomethane	<	1		ug/L	
OU3	EP6-09	2/23/21		Carbon tetrachloride	<	0.5		ug/L	
OU3	EP6-09	2/23/21		Chlorobenzene	<	0.5		ug/L	
OU3	EP6-09	2/23/21		Chloroethane	<	0.5		ug/L	
OU3	EP6-09	2/23/21		Chloroform	<	0.5		ug/L	
OU3	EP6-09	2/23/21		Chloromethane	<	0.5		ug/L	
OU3	EP6-09	2/23/21		cis-1,2-Dichloroethene	<	0.5		ug/L	
OU3	EP6-09	2/23/21		cis-1,3-Dichloropropene	<	0.5		ug/L	
OU3	EP6-09	2/23/21		Dibromochloromethane	<	0.5		ug/L	
OU3	EP6-09	2/23/21		Dichlorodifluoromethane	<	0.5		ug/L	
OU3	EP6-09	2/23/21		Methylene chloride	<	1		ug/L	
OU3	EP6-09	2/23/21		Tetrachloroethene	<	0.5		ug/L	
OU3	EP6-09	2/23/21		trans-1,2-Dichloroethene	<	0.5		ug/L	
OU3	EP6-09	2/23/21		trans-1,3-Dichloropropene	<	0.5		ug/L	
OU3	EP6-09	2/23/21		Trichloroethene		5.8		ug/L	
OU3	EP6-09	2/23/21		Trichlorofluoromethane	<	0.5		ug/L	
OU3	EP6-09	2/23/21		Trichlorotrifluoroethane	<	0.5		ug/L	

Attachment 1. Table 1. Groundwater analytical data, Site 300, 2021.

OU	Location	Date	Sample Type	Parameter	LOS Indicator	Result	Error	Units	QA Flag
OU3	EP6-09	2/23/21		Vinyl chloride	<	0.5		ug/L	
OU3	EP6-09	2/23/21		Gross alpha		4.08	2.46	pCi/L	L
OU3	EP6-09	2/23/21		Gross beta		12.4	2.68	pCi/L	
OU3	EP6-09	2/23/21		Tritium	<	100	62.8	pCi/L	
OU3	EP6-09	2/23/21		Field Oxidation Potential (Eh)		-212		mVolts	
OU3	EP6-09	2/23/21		Field pH		7.68		Units	
OU3	EP6-09	2/23/21		Field Specific Conductance		1845		umhos/cm	
OU3	EP6-09	2/23/21		Field Temperature		21.4		Degrees C	
OU3	EP6-09	2/23/21		Total dissolved solids (TDS)		1100		mg/L	D
OU3	EP6-09	4/28/21		Uranium 234 and 233 (in activity)		3.54	0.404	pCi/L	
OU3	EP6-09	4/28/21		Uranium 235 and 236 (in activity)		0.186	0.0584	pCi/L	
OU3	EP6-09	4/28/21		Uranium 238 (in activity)		3.11	0.36	pCi/L	
OU3	EP6-09	4/28/21		Gross alpha		6.73	2.62	pCi/L	
OU3	EP6-09	4/28/21		Gross beta		9.58	2.39	pCi/L	
OU3	EP6-09	4/28/21		Field Oxidation Potential (Eh)		-154		mVolts	
OU3	EP6-09	4/28/21		Field pH		7.61		Units	
OU3	EP6-09	4/28/21		Field Specific Conductance		1869		umhos/cm	
OU3	EP6-09	4/28/21		Field Temperature		18.7		Degrees C	
OU3	EP6-09	8/30/21		Uranium 234 and 233 (in activity)		3.95	0.389	pCi/L	
OU3	EP6-09	8/30/21		Uranium 235 and 236 (in activity)		0.219	0.0597	pCi/L	
OU3	EP6-09	8/30/21		Uranium 238 (in activity)		3.44	0.344	pCi/L	
OU3	EP6-09	8/30/21		1,1-Dichloroethane	<	0.5		ug/L	E
OU3	EP6-09	8/30/21		1,1-Dichloroethene	<	0.5		ug/L	
OU3	EP6-09	8/30/21		1,1,1-Trichloroethane	<	0.5		ug/L	
OU3	EP6-09	8/30/21		1,1,2-Trichloroethane	<	0.5		ug/L	
OU3	EP6-09	8/30/21		1,1,2,2-Tetrachloroethane	<	0.5		ug/L	
OU3	EP6-09	8/30/21		1,2-Dichlorobenzene	<	0.5		ug/L	
OU3	EP6-09	8/30/21		1,2-Dichloroethane	<	0.5		ug/L	E
OU3	EP6-09	8/30/21		1,2-Dichloroethene (total)	<	1		ug/L	E
OU3	EP6-09	8/30/21		1,2-Dichloropropane	<	0.5		ug/L	
OU3	EP6-09	8/30/21		1,3-Dichlorobenzene	<	0.5		ug/L	
OU3	EP6-09	8/30/21		1,4-Dichlorobenzene	<	0.5		ug/L	
OU3	EP6-09	8/30/21		2-Chloroethylvinylether	<	10		ug/L	
OU3	EP6-09	8/30/21		Bromodichloromethane	<	0.5		ug/L	
OU3	EP6-09	8/30/21		Bromoform	<	0.5		ug/L	
OU3	EP6-09	8/30/21		Bromomethane	<	1		ug/L	
OU3	EP6-09	8/30/21		Carbon tetrachloride	<	0.5		ug/L	
OU3	EP6-09	8/30/21		Chlorobenzene	<	0.5		ug/L	
OU3	EP6-09	8/30/21		Chloroethane	<	0.5		ug/L	
OU3	EP6-09	8/30/21		Chloroform	<	0.5		ug/L	
OU3	EP6-09	8/30/21		Chloromethane	<	0.5		ug/L	
OU3	EP6-09	8/30/21		cis-1,2-Dichloroethene	<	0.5		ug/L	E
OU3	EP6-09	8/30/21		cis-1,3-Dichloropropene	<	0.5		ug/L	
OU3	EP6-09	8/30/21		Dibromochloromethane	<	0.5		ug/L	
OU3	EP6-09	8/30/21		Dichlorodifluoromethane	<	0.5		ug/L	
OU3	EP6-09	8/30/21		Methylene chloride	<	1		ug/L	
OU3	EP6-09	8/30/21		Tetrachloroethene	<	0.5		ug/L	E
OU3	EP6-09	8/30/21		trans-1,2-Dichloroethene	<	0.5		ug/L	
OU3	EP6-09	8/30/21		trans-1,3-Dichloropropene	<	0.5		ug/L	
OU3	EP6-09	8/30/21		Trichloroethene		4.4		ug/L	
OU3	EP6-09	8/30/21		Trichlorofluoromethane	<	0.5		ug/L	
OU3	EP6-09	8/30/21		Trichlorotrifluoroethane	<	0.5		ug/L	
OU3	EP6-09	8/30/21		Vinyl chloride	<	0.5		ug/L	
OU3	EP6-09	8/30/21		Gross alpha		4.43	1.89	pCi/L	
OU3	EP6-09	8/30/21		Gross beta		12.5	2.79	pCi/L	
OU3	EP6-09	8/30/21		Tritium	<	100	64.8	pCi/L	
OU3	EP6-09	8/30/21		Field Oxidation Potential (Eh)		-64		mVolts	
OU3	EP6-09	8/30/21		Field pH		7.37		Units	
OU3	EP6-09	8/30/21		Field Specific Conductance		17.69		umhos/cm	
OU3	EP6-09	8/30/21		Field Temperature		23.8		Degrees C	
OU3	EP6-09	10/4/21		Uranium 234 and 233 (in activity)		4.27	0.51	pCi/L	
OU3	EP6-09	10/4/21		Uranium 235 and 236 (in activity)		0.175	0.0667	pCi/L	
OU3	EP6-09	10/4/21		Uranium 238 (in activity)		3.6	0.44	pCi/L	
OU3	EP6-09	10/4/21		Gross alpha		7.86	2.89	pCi/L	L
OU3	EP6-09	10/4/21		Gross beta		11.7	2.68	pCi/L	
OU3	EP6-09	10/4/21		Field Oxidation Potential (Eh)		-117		mVolts	

Attachment 1. Table 1. Groundwater analytical data, Site 300, 2021.

OU	Location	Date	Sample Type	Parameter	LOS Indicator	Result	Error	Units	QA Flag
OU3	EP6-09	10/4/21		Field pH		7.68		Units	
OU3	EP6-09	10/4/21		Field Specific Conductance		1761		umhos/cm	
OU3	EP6-09	10/4/21		Field Temperature		22.5		Degrees C	
OU3	K6-01	3/1/21		Uranium 234 and 233 (in activity)		0.279	0.0766	pCi/L	
OU3	K6-01	3/1/21		Uranium 235 and 236 (in activity)	<	0.1	0.0237	pCi/L	
OU3	K6-01	3/1/21		Uranium 238 (in activity)		0.258	0.0705	pCi/L	
OU3	K6-01	3/1/21		Beryllium	<	0.0005		mg/L	
OU3	K6-01	3/1/21		Mercury	<	0.0002		mg/L	
OU3	K6-01	3/1/21		Nitrate (as NO3)	<	1		mg/L	D
OU3	K6-01	3/1/21		Perchlorate	<	4		ug/L	
OU3	K6-01	3/1/21		1,2-Dichlorobenzene	<	0.3		ug/L	
OU3	K6-01	3/1/21		1,3-Dichlorobenzene	<	0.3		ug/L	
OU3	K6-01	3/1/21		1,4-Dichlorobenzene	<	0.3		ug/L	
OU3	K6-01	3/1/21		Benzene	<	0.4		ug/L	
OU3	K6-01	3/1/21		Chlorobenzene	<	0.3		ug/L	
OU3	K6-01	3/1/21		Ethylbenzene	<	0.3		ug/L	
OU3	K6-01	3/1/21		m- and p-Xylene Isomers	<	0.4		ug/L	
OU3	K6-01	3/1/21		o-Xylene	<	0.4		ug/L	
OU3	K6-01	3/1/21		Toluene	<	0.3		ug/L	
OU3	K6-01	3/1/21		Total Xylene Isomers	<	0.4		ug/L	
OU3	K6-01	3/1/21		1,1-Dichloroethane	<	0.5		ug/L	
OU3	K6-01	3/1/21		1,1-Dichloroethene	<	0.5		ug/L	
OU3	K6-01	3/1/21		1,1,1-Trichloroethane	<	0.5		ug/L	
OU3	K6-01	3/1/21		1,1,2-Trichloroethane	<	0.5		ug/L	
OU3	K6-01	3/1/21		1,1,2,2-Tetrachloroethane	<	0.5		ug/L	
OU3	K6-01	3/1/21		1,2-Dichlorobenzene	<	0.5		ug/L	
OU3	K6-01	3/1/21		1,2-Dichloroethane	<	0.5		ug/L	
OU3	K6-01	3/1/21		1,2-Dichloroethene (total)	<	1		ug/L	
OU3	K6-01	3/1/21		1,2-Dichloropropane	<	0.5		ug/L	
OU3	K6-01	3/1/21		1,3-Dichlorobenzene	<	0.5		ug/L	
OU3	K6-01	3/1/21		1,4-Dichlorobenzene	<	0.5		ug/L	
OU3	K6-01	3/1/21		2-Chloroethylvinylether	<	10		ug/L	
OU3	K6-01	3/1/21		Bromodichloromethane	<	0.5		ug/L	
OU3	K6-01	3/1/21		Bromoform	<	0.5		ug/L	
OU3	K6-01	3/1/21		Bromomethane	<	1		ug/L	
OU3	K6-01	3/1/21		Carbon tetrachloride	<	0.5		ug/L	
OU3	K6-01	3/1/21		Chlorobenzene	<	0.5		ug/L	
OU3	K6-01	3/1/21		Chloroethane	<	0.5		ug/L	
OU3	K6-01	3/1/21		Chloroform	<	0.5		ug/L	
OU3	K6-01	3/1/21		Chloromethane	<	0.5		ug/L	
OU3	K6-01	3/1/21		cis-1,2-Dichloroethene	<	0.5		ug/L	
OU3	K6-01	3/1/21		cis-1,3-Dichloropropene	<	0.5		ug/L	
OU3	K6-01	3/1/21		Dibromochloromethane	<	0.5		ug/L	
OU3	K6-01	3/1/21		Dichlorodifluoromethane	<	0.5		ug/L	
OU3	K6-01	3/1/21		Methylene chloride	<	1		ug/L	
OU3	K6-01	3/1/21		Tetrachloroethene	<	0.5		ug/L	
OU3	K6-01	3/1/21		trans-1,2-Dichloroethene	<	0.5		ug/L	
OU3	K6-01	3/1/21		trans-1,3-Dichloropropene	<	0.5		ug/L	
OU3	K6-01	3/1/21		Trichloroethene	<	0.5		ug/L	
OU3	K6-01	3/1/21		Trichlorofluoromethane	<	0.5		ug/L	
OU3	K6-01	3/1/21		Trichlorotrifluoroethane	<	0.5		ug/L	
OU3	K6-01	3/1/21		Vinyl chloride	<	0.5		ug/L	
OU3	K6-01	3/1/21		Gross alpha	<	2	1.06	pCi/L	L
OU3	K6-01	3/1/21		Gross beta		3.5	1.72	pCi/L	
OU3	K6-01	3/1/21		Tritium	<	100	61.3	pCi/L	
OU3	K6-01	3/1/21		Field Oxidation Potential (Eh)		-45		mVolts	
OU3	K6-01	3/1/21		Field pH		8.51		Units	
OU3	K6-01	3/1/21		Field Specific Conductance		1692		umhos/cm	
OU3	K6-01	3/1/21		Field Temperature		24.1		Degrees C	
OU3	K6-01	3/1/21		Total dissolved solids (TDS)		1200		mg/L	D
OU3	K6-01	4/27/21		Uranium 234 and 233 (in activity)		0.343	0.0806	pCi/L	
OU3	K6-01	4/27/21		Uranium 235 and 236 (in activity)	<	0.1	0.0314	pCi/L	
OU3	K6-01	4/27/21		Uranium 238 (in activity)		0.19	0.059	pCi/L	
OU3	K6-01	4/27/21		Nitrate (as NO3)	<	1		mg/L	D
OU3	K6-01	4/27/21		Perchlorate	<	4		ug/L	
OU3	K6-01	4/27/21		1,1-Dichloroethane	<	0.5		ug/L	

Attachment 1. Table 1. Groundwater analytical data, Site 300, 2021.

OU	Location	Date	Sample Type	Parameter	LOS Indicator	Result	Error	Units	QA Flag
OU3	K6-01	4/27/21		1,1-Dichloroethene	<	0.5		ug/L	
OU3	K6-01	4/27/21		1,1,1-Trichloroethane	<	0.5		ug/L	
OU3	K6-01	4/27/21		1,1,2-Trichloroethane	<	0.5		ug/L	
OU3	K6-01	4/27/21		1,1,2,2-Tetrachloroethane	<	0.5		ug/L	
OU3	K6-01	4/27/21		1,2-Dichlorobenzene	<	0.5		ug/L	
OU3	K6-01	4/27/21		1,2-Dichloroethane	<	0.5		ug/L	
OU3	K6-01	4/27/21		1,2-Dichloroethene (total)	<	1		ug/L	
OU3	K6-01	4/27/21		1,2-Dichloropropane	<	0.5		ug/L	
OU3	K6-01	4/27/21		1,3-Dichlorobenzene	<	0.5		ug/L	
OU3	K6-01	4/27/21		1,4-Dichlorobenzene	<	0.5		ug/L	
OU3	K6-01	4/27/21		2-Chloroethylvinylether	<	10		ug/L	
OU3	K6-01	4/27/21		Bromodichloromethane	<	0.5		ug/L	
OU3	K6-01	4/27/21		Bromoform	<	0.5		ug/L	
OU3	K6-01	4/27/21		Bromomethane	<	1		ug/L	
OU3	K6-01	4/27/21		Carbon tetrachloride	<	0.5		ug/L	
OU3	K6-01	4/27/21		Chlorobenzene	<	0.5		ug/L	
OU3	K6-01	4/27/21		Chloroethane	<	0.5		ug/L	
OU3	K6-01	4/27/21		Chloroform	<	0.5		ug/L	
OU3	K6-01	4/27/21		Chloromethane	<	0.5		ug/L	
OU3	K6-01	4/27/21		cis-1,2-Dichloroethene	<	0.5		ug/L	
OU3	K6-01	4/27/21		cis-1,3-Dichloropropene	<	0.5		ug/L	
OU3	K6-01	4/27/21		Dibromochloromethane	<	0.5		ug/L	
OU3	K6-01	4/27/21		Dichlorodifluoromethane	<	0.5		ug/L	
OU3	K6-01	4/27/21		Methylene chloride	<	1		ug/L	
OU3	K6-01	4/27/21		Tetrachloroethene	<	0.5		ug/L	
OU3	K6-01	4/27/21		trans-1,2-Dichloroethene	<	0.5		ug/L	
OU3	K6-01	4/27/21		trans-1,3-Dichloropropene	<	0.5		ug/L	
OU3	K6-01	4/27/21		Trichloroethene	<	0.5		ug/L	
OU3	K6-01	4/27/21		Trichlorofluoromethane	<	0.5		ug/L	
OU3	K6-01	4/27/21		Trichlorotrifluoroethane	<	0.5		ug/L	
OU3	K6-01	4/27/21		Vinyl chloride	<	0.5		ug/L	
OU3	K6-01	4/27/21		Gross alpha	<	2	3.09	pCi/L	
OU3	K6-01	4/27/21		Gross beta		6.71	1.91	pCi/L	
OU3	K6-01	4/27/21		Tritium	<	100	64.3	pCi/L	
OU3	K6-01	4/27/21		Field Oxidation Potential (Eh)		-183		mVolts	
OU3	K6-01	4/27/21		Field pH		7.6		Units	
OU3	K6-01	4/27/21		Field Specific Conductance		1697		umhos/cm	
OU3	K6-01	4/27/21		Field Temperature		19.4		Degrees C	
OU3	K6-01	4/27/21	DUP	Uranium 234 and 233 (in activity)		0.251	0.0602	pCi/L	
OU3	K6-01	4/27/21	DUP	Uranium 235 and 236 (in activity)	<	0.1	0.0235	pCi/L	
OU3	K6-01	4/27/21	DUP	Uranium 238 (in activity)		0.2	0.0504	pCi/L	
OU3	K6-01	4/27/21	DUP	Nitrate (as NO3)	<	1		mg/L	D
OU3	K6-01	4/27/21	DUP	Perchlorate	<	4		ug/L	
OU3	K6-01	4/27/21	DUP	1,1-Dichloroethane	<	0.5		ug/L	
OU3	K6-01	4/27/21	DUP	1,1-Dichloroethene	<	0.5		ug/L	
OU3	K6-01	4/27/21	DUP	1,1,1-Trichloroethane	<	0.5		ug/L	
OU3	K6-01	4/27/21	DUP	1,1,2-Trichloroethane	<	0.5		ug/L	
OU3	K6-01	4/27/21	DUP	1,1,2,2-Tetrachloroethane	<	0.5		ug/L	
OU3	K6-01	4/27/21	DUP	1,2-Dichlorobenzene	<	0.5		ug/L	
OU3	K6-01	4/27/21	DUP	1,2-Dichloroethane	<	0.5		ug/L	
OU3	K6-01	4/27/21	DUP	1,2-Dichloroethene (total)	<	1		ug/L	
OU3	K6-01	4/27/21	DUP	1,2-Dichloropropane	<	0.5		ug/L	
OU3	K6-01	4/27/21	DUP	1,3-Dichlorobenzene	<	0.5		ug/L	
OU3	K6-01	4/27/21	DUP	1,4-Dichlorobenzene	<	0.5		ug/L	
OU3	K6-01	4/27/21	DUP	2-Chloroethylvinylether	<	10		ug/L	
OU3	K6-01	4/27/21	DUP	Bromodichloromethane	<	0.5		ug/L	
OU3	K6-01	4/27/21	DUP	Bromoform	<	0.5		ug/L	
OU3	K6-01	4/27/21	DUP	Bromomethane	<	1		ug/L	
OU3	K6-01	4/27/21	DUP	Carbon tetrachloride	<	0.5		ug/L	
OU3	K6-01	4/27/21	DUP	Chlorobenzene	<	0.5		ug/L	
OU3	K6-01	4/27/21	DUP	Chloroethane	<	0.5		ug/L	
OU3	K6-01	4/27/21	DUP	Chloroform	<	0.5		ug/L	
OU3	K6-01	4/27/21	DUP	Chloromethane	<	0.5		ug/L	
OU3	K6-01	4/27/21	DUP	cis-1,2-Dichloroethene	<	0.5		ug/L	
OU3	K6-01	4/27/21	DUP	cis-1,3-Dichloropropene	<	0.5		ug/L	
OU3	K6-01	4/27/21	DUP	Dibromochloromethane	<	0.5		ug/L	

Attachment 1. Table 1. Groundwater analytical data, Site 300, 2021.

OU	Location	Date	Sample Type	Parameter	LOS Indicator	Result	Error	Units	QA Flag
OU3	K6-01	4/27/21	DUP	Dichlorodifluoromethane	<	0.5		ug/L	
OU3	K6-01	4/27/21	DUP	Methylene chloride	<	1		ug/L	
OU3	K6-01	4/27/21	DUP	Tetrachloroethene	<	0.5		ug/L	
OU3	K6-01	4/27/21	DUP	trans-1,2-Dichloroethene	<	0.5		ug/L	
OU3	K6-01	4/27/21	DUP	trans-1,3-Dichloropropene	<	0.5		ug/L	
OU3	K6-01	4/27/21	DUP	Trichloroethene	<	0.5		ug/L	
OU3	K6-01	4/27/21	DUP	Trichlorofluoromethane	<	0.5		ug/L	
OU3	K6-01	4/27/21	DUP	Trichlorotrifluoroethane	<	0.5		ug/L	
OU3	K6-01	4/27/21	DUP	Vinyl chloride	<	0.5		ug/L	
OU3	K6-01	4/27/21	DUP	Gross alpha	<	2	2.16	pCi/L	
OU3	K6-01	4/27/21	DUP	Gross beta		4.49	1.82	pCi/L	
OU3	K6-01	4/27/21	DUP	Tritium	<	100	59.1	pCi/L	
OU3	K6-01	8/30/21		Uranium 234 and 233 (in activity)		0.217	0.0721	pCi/L	
OU3	K6-01	8/30/21		Uranium 235 and 236 (in activity)	<	0.1	0.0253	pCi/L	
OU3	K6-01	8/30/21		Uranium 238 (in activity)		0.181	0.0606	pCi/L	
OU3	K6-01	8/30/21		Nitrate (as NO3)	<	1		mg/L	D
OU3	K6-01	8/30/21		Perchlorate	<	2		ug/L	
OU3	K6-01	8/30/21		1,1-Dichloroethane	<	0.5		ug/L	
OU3	K6-01	8/30/21		1,1-Dichloroethene	<	0.5		ug/L	
OU3	K6-01	8/30/21		1,1,1-Trichloroethane	<	0.5		ug/L	
OU3	K6-01	8/30/21		1,1,2-Trichloroethane	<	0.5		ug/L	
OU3	K6-01	8/30/21		1,1,2,2-Tetrachloroethane	<	0.5		ug/L	
OU3	K6-01	8/30/21		1,2-Dichlorobenzene	<	0.5		ug/L	
OU3	K6-01	8/30/21		1,2-Dichloroethane	<	0.5		ug/L	
OU3	K6-01	8/30/21		1,2-Dichloroethene (total)	<	1		ug/L	
OU3	K6-01	8/30/21		1,2-Dichloropropane	<	0.5		ug/L	
OU3	K6-01	8/30/21		1,3-Dichlorobenzene	<	0.5		ug/L	
OU3	K6-01	8/30/21		1,4-Dichlorobenzene	<	0.5		ug/L	
OU3	K6-01	8/30/21		2-Chloroethylvinylether	<	10		ug/L	
OU3	K6-01	8/30/21		Bromodichloromethane	<	0.5		ug/L	
OU3	K6-01	8/30/21		Bromoform	<	0.5		ug/L	
OU3	K6-01	8/30/21		Bromomethane	<	1		ug/L	
OU3	K6-01	8/30/21		Carbon tetrachloride	<	0.5		ug/L	
OU3	K6-01	8/30/21		Chlorobenzene	<	0.5		ug/L	
OU3	K6-01	8/30/21		Chloroethane	<	0.5		ug/L	
OU3	K6-01	8/30/21		Chloroform	<	0.5		ug/L	
OU3	K6-01	8/30/21		Chloromethane	<	0.5		ug/L	
OU3	K6-01	8/30/21		cis-1,2-Dichloroethene	<	0.5		ug/L	
OU3	K6-01	8/30/21		cis-1,3-Dichloropropene	<	0.5		ug/L	
OU3	K6-01	8/30/21		Dibromochloromethane	<	0.5		ug/L	
OU3	K6-01	8/30/21		Dichlorodifluoromethane	<	0.5		ug/L	
OU3	K6-01	8/30/21		Methylene chloride	<	1		ug/L	
OU3	K6-01	8/30/21		Tetrachloroethene	<	0.5		ug/L	
OU3	K6-01	8/30/21		trans-1,2-Dichloroethene	<	0.5		ug/L	
OU3	K6-01	8/30/21		trans-1,3-Dichloropropene	<	0.5		ug/L	
OU3	K6-01	8/30/21		Trichloroethene	<	0.5		ug/L	
OU3	K6-01	8/30/21		Trichlorofluoromethane	<	0.5		ug/L	
OU3	K6-01	8/30/21		Trichlorotrifluoroethane	<	0.5		ug/L	
OU3	K6-01	8/30/21		Vinyl chloride	<	0.5		ug/L	
OU3	K6-01	8/30/21		Gross alpha		3.04	1.75	pCi/L	
OU3	K6-01	8/30/21		Gross beta		7.68	1.91	pCi/L	
OU3	K6-01	8/30/21		Tritium	<	100	61.1	pCi/L	
OU3	K6-01	8/30/21		Field Oxidation Potential (Eh)		-81		mVolts	
OU3	K6-01	8/30/21		Field pH		7.56		Units	
OU3	K6-01	8/30/21		Field Specific Conductance		1680		umhos/cm	
OU3	K6-01	8/30/21		Field Temperature		23.7		Degrees C	
OU3	K6-01	11/9/21		Uranium 234 and 233 (in activity)		0.236	0.066	pCi/L	O
OU3	K6-01	11/9/21		Uranium 235 and 236 (in activity)	<	0.1	0.0183	pCi/L	
OU3	K6-01	11/9/21		Uranium 238 (in activity)		0.225	0.0604	pCi/L	
OU3	K6-01	11/9/21		Nitrate (as NO3)	<	1		mg/L	D
OU3	K6-01	11/9/21		Perchlorate	<	2		ug/L	
OU3	K6-01	11/9/21		1,1-Dichloroethane	<	0.5		ug/L	
OU3	K6-01	11/9/21		1,1-Dichloroethene	<	0.5		ug/L	
OU3	K6-01	11/9/21		1,1,1-Trichloroethane	<	0.5		ug/L	
OU3	K6-01	11/9/21		1,1,2-Trichloroethane	<	0.5		ug/L	
OU3	K6-01	11/9/21		1,1,2,2-Tetrachloroethane	<	0.5		ug/L	

Attachment 1. Table 1. Groundwater analytical data, Site 300, 2021.

OU	Location	Date	Sample Type	Parameter	LOS Indicator	Result	Error	Units	QA Flag
OU3	K6-01	11/9/21		1,2-Dichlorobenzene	<	0.5		ug/L	
OU3	K6-01	11/9/21		1,2-Dichloroethane	<	0.5		ug/L	
OU3	K6-01	11/9/21		1,2-Dichloroethene (total)	<	1		ug/L	
OU3	K6-01	11/9/21		1,2-Dichloropropane	<	0.5		ug/L	
OU3	K6-01	11/9/21		1,3-Dichlorobenzene	<	0.5		ug/L	
OU3	K6-01	11/9/21		1,4-Dichlorobenzene	<	0.5		ug/L	
OU3	K6-01	11/9/21		2-Chloroethylvinylether	<	10		ug/L	
OU3	K6-01	11/9/21		Bromodichloromethane	<	0.5		ug/L	
OU3	K6-01	11/9/21		Bromoform	<	0.5		ug/L	
OU3	K6-01	11/9/21		Bromomethane	<	1		ug/L	
OU3	K6-01	11/9/21		Carbon tetrachloride	<	0.5		ug/L	
OU3	K6-01	11/9/21		Chlorobenzene	<	0.5		ug/L	
OU3	K6-01	11/9/21		Chloroethane	<	0.5		ug/L	
OU3	K6-01	11/9/21		Chloroform	<	0.5		ug/L	
OU3	K6-01	11/9/21		Chloromethane	<	0.5		ug/L	
OU3	K6-01	11/9/21		cis-1,2-Dichloroethene	<	0.5		ug/L	
OU3	K6-01	11/9/21		cis-1,3-Dichloropropene	<	0.5		ug/L	
OU3	K6-01	11/9/21		Dibromochloromethane	<	0.5		ug/L	
OU3	K6-01	11/9/21		Dichlorodifluoromethane	<	0.5		ug/L	
OU3	K6-01	11/9/21		Methylene chloride	<	1		ug/L	
OU3	K6-01	11/9/21		Tetrachloroethene	<	0.5		ug/L	
OU3	K6-01	11/9/21		trans-1,2-Dichloroethene	<	0.5		ug/L	
OU3	K6-01	11/9/21		trans-1,3-Dichloropropene	<	0.5		ug/L	
OU3	K6-01	11/9/21		Trichloroethene	<	0.5		ug/L	
OU3	K6-01	11/9/21		Trichlorofluoromethane	<	0.5		ug/L	
OU3	K6-01	11/9/21		Trichlorotrifluoroethane	<	0.5		ug/L	
OU3	K6-01	11/9/21		Vinyl chloride	<	0.5		ug/L	
OU3	K6-01	11/9/21		Gross alpha		2.19	2.25	pCi/L	
OU3	K6-01	11/9/21		Gross beta		4.89	2.21	pCi/L	
OU3	K6-01	11/9/21		Tritium	<	100	64.3	pCi/L	
OU3	K6-01	11/9/21		Field Oxidation Potential (Eh)		-105		mVolts	
OU3	K6-01	11/9/21		Field pH		7.45		Units	
OU3	K6-01	11/9/21		Field Specific Conductance		1612		umhos/cm	
OU3	K6-01	11/9/21		Field Temperature		19.6		Degrees C	
OU3	K6-01S	3/1/21		Uranium 234 and 233 (in activity)		1.95	0.25	pCi/L	
OU3	K6-01S	3/1/21		Uranium 235 and 236 (in activity)	<	0.1	0.0495	pCi/L	
OU3	K6-01S	3/1/21		Uranium 238 (in activity)		1.46	0.201	pCi/L	
OU3	K6-01S	3/1/21		Beryllium	<	0.0005		mg/L	
OU3	K6-01S	3/1/21		Mercury	<	0.0002		mg/L	
OU3	K6-01S	3/1/21		Nitrate (as NO3)	<	2.5		mg/L	D
OU3	K6-01S	3/1/21		Perchlorate	<	4		ug/L	
OU3	K6-01S	3/1/21		1,2-Dichlorobenzene	<	0.3		ug/L	
OU3	K6-01S	3/1/21		1,3-Dichlorobenzene	<	0.3		ug/L	
OU3	K6-01S	3/1/21		1,4-Dichlorobenzene	<	0.3		ug/L	
OU3	K6-01S	3/1/21		Benzene	<	0.4		ug/L	
OU3	K6-01S	3/1/21		Chlorobenzene	<	0.3		ug/L	
OU3	K6-01S	3/1/21		Ethylbenzene	<	0.3		ug/L	
OU3	K6-01S	3/1/21		m- and p-Xylene Isomers	<	0.4		ug/L	
OU3	K6-01S	3/1/21		o-Xylene	<	0.4		ug/L	
OU3	K6-01S	3/1/21		Toluene	<	0.3		ug/L	
OU3	K6-01S	3/1/21		Total Xylene Isomers	<	0.4		ug/L	
OU3	K6-01S	3/1/21		1,1-Dichloroethane	<	0.5		ug/L	
OU3	K6-01S	3/1/21		1,1-Dichloroethene	<	0.5		ug/L	
OU3	K6-01S	3/1/21		1,1,1-Trichloroethane	<	0.5		ug/L	
OU3	K6-01S	3/1/21		1,1,2-Trichloroethane	<	0.5		ug/L	
OU3	K6-01S	3/1/21		1,1,2,2-Tetrachloroethane	<	0.5		ug/L	
OU3	K6-01S	3/1/21		1,2-Dichlorobenzene	<	0.5		ug/L	
OU3	K6-01S	3/1/21		1,2-Dichloroethane	<	0.5		ug/L	
OU3	K6-01S	3/1/21		1,2-Dichloroethene (total)		1.8		ug/L	
OU3	K6-01S	3/1/21		1,2-Dichloropropane	<	0.5		ug/L	
OU3	K6-01S	3/1/21		1,3-Dichlorobenzene	<	0.5		ug/L	
OU3	K6-01S	3/1/21		1,4-Dichlorobenzene	<	0.5		ug/L	
OU3	K6-01S	3/1/21		2-Chloroethylvinylether	<	10		ug/L	
OU3	K6-01S	3/1/21		Bromodichloromethane	<	0.5		ug/L	
OU3	K6-01S	3/1/21		Bromoform	<	0.5		ug/L	
OU3	K6-01S	3/1/21		Bromomethane	<	1		ug/L	

Attachment 1. Table 1. Groundwater analytical data, Site 300, 2021.

OU	Location	Date	Sample Type	Parameter	LOS Indicator	Result	Error	Units	QA Flag
OU3	K6-01S	3/1/21		Carbon tetrachloride	<	0.5		ug/L	
OU3	K6-01S	3/1/21		Chlorobenzene	<	0.5		ug/L	
OU3	K6-01S	3/1/21		Chloroethane	<	0.5		ug/L	
OU3	K6-01S	3/1/21		Chloroform	<	0.5		ug/L	
OU3	K6-01S	3/1/21		Chloromethane	<	0.5		ug/L	
OU3	K6-01S	3/1/21		cis-1,2-Dichloroethene		1.8		ug/L	
OU3	K6-01S	3/1/21		cis-1,3-Dichloropropene	<	0.5		ug/L	
OU3	K6-01S	3/1/21		Dibromochloromethane	<	0.5		ug/L	
OU3	K6-01S	3/1/21		Dichlorodifluoromethane	<	0.5		ug/L	
OU3	K6-01S	3/1/21		Methylene chloride	<	1		ug/L	
OU3	K6-01S	3/1/21		Tetrachloroethene	<	0.5		ug/L	
OU3	K6-01S	3/1/21		trans-1,2-Dichloroethene	<	0.5		ug/L	
OU3	K6-01S	3/1/21		trans-1,3-Dichloropropene	<	0.5		ug/L	
OU3	K6-01S	3/1/21		Trichloroethene	<	0.5		ug/L	
OU3	K6-01S	3/1/21		Trichlorofluoromethane	<	0.5		ug/L	
OU3	K6-01S	3/1/21		Trichlorotrifluoroethane	<	0.5		ug/L	
OU3	K6-01S	3/1/21		Vinyl chloride	<	0.5		ug/L	
OU3	K6-01S	3/1/21		Gross alpha		6.11	3.63	pCi/L	L
OU3	K6-01S	3/1/21		Gross beta		9.13	3.89	pCi/L	
OU3	K6-01S	3/1/21		Tritium	<	100	61.1	pCi/L	
OU3	K6-01S	3/1/21		Field Oxidation Potential (Eh)		49		mVolts	
OU3	K6-01S	3/1/21		Field pH		8.27		Units	
OU3	K6-01S	3/1/21		Field Specific Conductance		1533		umhos/cm	
OU3	K6-01S	3/1/21		Field Temperature		22.1		Degrees C	
OU3	K6-01S	3/1/21		Total dissolved solids (TDS)		2600		mg/L	D
OU3	K6-01S	8/30/21		1,1-Dichloroethane	<	0.5		ug/L	
OU3	K6-01S	8/30/21		1,1-Dichloroethene	<	0.5		ug/L	
OU3	K6-01S	8/30/21		1,1,1-Trichloroethane	<	0.5		ug/L	
OU3	K6-01S	8/30/21		1,1,2-Trichloroethane	<	0.5		ug/L	
OU3	K6-01S	8/30/21		1,1,2,2-Tetrachloroethane	<	0.5		ug/L	
OU3	K6-01S	8/30/21		1,2-Dichlorobenzene	<	0.5		ug/L	
OU3	K6-01S	8/30/21		1,2-Dichloroethane	<	0.5		ug/L	
OU3	K6-01S	8/30/21		1,2-Dichloroethene (total)		2.2		ug/L	
OU3	K6-01S	8/30/21		1,2-Dichloropropane	<	0.5		ug/L	
OU3	K6-01S	8/30/21		1,3-Dichlorobenzene	<	0.5		ug/L	
OU3	K6-01S	8/30/21		1,4-Dichlorobenzene	<	0.5		ug/L	
OU3	K6-01S	8/30/21		2-Chloroethylvinylether	<	10		ug/L	
OU3	K6-01S	8/30/21		Bromodichloromethane	<	0.5		ug/L	
OU3	K6-01S	8/30/21		Bromoform	<	0.5		ug/L	
OU3	K6-01S	8/30/21		Bromomethane	<	1		ug/L	
OU3	K6-01S	8/30/21		Carbon tetrachloride	<	0.5		ug/L	
OU3	K6-01S	8/30/21		Chlorobenzene	<	0.5		ug/L	
OU3	K6-01S	8/30/21		Chloroethane	<	0.5		ug/L	
OU3	K6-01S	8/30/21		Chloroform	<	0.5		ug/L	
OU3	K6-01S	8/30/21		Chloromethane	<	0.5		ug/L	
OU3	K6-01S	8/30/21		cis-1,2-Dichloroethene		2.2		ug/L	
OU3	K6-01S	8/30/21		cis-1,3-Dichloropropene	<	0.5		ug/L	
OU3	K6-01S	8/30/21		Dibromochloromethane	<	0.5		ug/L	
OU3	K6-01S	8/30/21		Dichlorodifluoromethane	<	0.5		ug/L	
OU3	K6-01S	8/30/21		Methylene chloride	<	1		ug/L	
OU3	K6-01S	8/30/21		Tetrachloroethene	<	0.5		ug/L	
OU3	K6-01S	8/30/21		trans-1,2-Dichloroethene	<	0.5		ug/L	
OU3	K6-01S	8/30/21		trans-1,3-Dichloropropene	<	0.5		ug/L	
OU3	K6-01S	8/30/21		Trichloroethene	<	0.5		ug/L	E
OU3	K6-01S	8/30/21		Trichlorofluoromethane	<	0.5		ug/L	
OU3	K6-01S	8/30/21		Trichlorotrifluoroethane	<	0.5		ug/L	
OU3	K6-01S	8/30/21		Vinyl chloride	<	0.5		ug/L	
OU3	K6-01S	8/30/21		Tritium	<	100	67.9	pCi/L	
OU3	K6-01S	8/30/21		Field Oxidation Potential (Eh)		-19		mVolts	
OU3	K6-01S	8/30/21		Field pH		7.06		Units	
OU3	K6-01S	8/30/21		Field Specific Conductance		3375		umhos/cm	
OU3	K6-01S	8/30/21		Field Temperature		22.5		Degrees C	
OU3	K6-03	3/2/21		Nitrate (as NO3)	<	0.5		mg/L	
OU3	K6-03	3/2/21		Perchlorate	<	4		ug/L	
OU3	K6-03	3/2/21		1,1-Dichloroethane	<	0.5		ug/L	
OU3	K6-03	3/2/21		1,1-Dichloroethene	<	0.5		ug/L	

Attachment 1. Table 1. Groundwater analytical data, Site 300, 2021.

OU	Location	Date	Sample Type	Parameter	LOS Indicator	Result	Error	Units	QA Flag
OU3	K6-03	3/2/21		1,1,1-Trichloroethane	<	0.5		ug/L	
OU3	K6-03	3/2/21		1,1,2-Trichloroethane	<	0.5		ug/L	
OU3	K6-03	3/2/21		1,1,2,2-Tetrachloroethane	<	0.5		ug/L	
OU3	K6-03	3/2/21		1,2-Dichlorobenzene	<	0.5		ug/L	
OU3	K6-03	3/2/21		1,2-Dichloroethane	<	0.5		ug/L	
OU3	K6-03	3/2/21		1,2-Dichloroethene (total)	<	1		ug/L	
OU3	K6-03	3/2/21		1,2-Dichloropropane	<	0.5		ug/L	
OU3	K6-03	3/2/21		1,3-Dichlorobenzene	<	0.5		ug/L	
OU3	K6-03	3/2/21		1,4-Dichlorobenzene	<	0.5		ug/L	
OU3	K6-03	3/2/21		2-Chloroethylvinylether	<	10		ug/L	
OU3	K6-03	3/2/21		Bromodichloromethane	<	0.5		ug/L	
OU3	K6-03	3/2/21		Bromoform	<	0.5		ug/L	
OU3	K6-03	3/2/21		Bromomethane	<	1		ug/L	
OU3	K6-03	3/2/21		Carbon tetrachloride	<	0.5		ug/L	
OU3	K6-03	3/2/21		Chlorobenzene	<	0.5		ug/L	
OU3	K6-03	3/2/21		Chloroethane	<	0.5		ug/L	
OU3	K6-03	3/2/21		Chloroform	<	0.5		ug/L	
OU3	K6-03	3/2/21		Chloromethane	<	0.5		ug/L	
OU3	K6-03	3/2/21		cis-1,2-Dichloroethene	<	0.5		ug/L	
OU3	K6-03	3/2/21		cis-1,3-Dichloropropene	<	0.5		ug/L	
OU3	K6-03	3/2/21		Dibromochloromethane	<	0.5		ug/L	
OU3	K6-03	3/2/21		Dichlorodifluoromethane	<	0.5		ug/L	
OU3	K6-03	3/2/21		Methylene chloride	<	1		ug/L	
OU3	K6-03	3/2/21		Tetrachloroethene	<	0.5		ug/L	
OU3	K6-03	3/2/21		trans-1,2-Dichloroethene	<	0.5		ug/L	
OU3	K6-03	3/2/21		trans-1,3-Dichloropropene	<	0.5		ug/L	
OU3	K6-03	3/2/21		Trichloroethene	<	0.5		ug/L	
OU3	K6-03	3/2/21		Trichlorofluoromethane	<	0.5		ug/L	
OU3	K6-03	3/2/21		Trichlorotrifluoroethane	<	0.5		ug/L	
OU3	K6-03	3/2/21		Vinyl chloride	<	0.5		ug/L	
OU3	K6-03	3/2/21		Tritium	<	100	59.8	pCi/L	
OU3	K6-03	3/2/21		Field Oxidation Potential (Eh)		-25		mVolts	
OU3	K6-03	3/2/21		Field pH		7.85		Units	
OU3	K6-03	3/2/21		Field Specific Conductance		1065		umhos/cm	
OU3	K6-03	3/2/21		Field Temperature		21.5		Degrees C	
OU3	K6-03	8/24/21		1,1-Dichloroethane	<	0.5		ug/L	
OU3	K6-03	8/24/21		1,1-Dichloroethene	<	0.5		ug/L	
OU3	K6-03	8/24/21		1,1,1-Trichloroethane	<	0.5		ug/L	
OU3	K6-03	8/24/21		1,1,2-Trichloroethane	<	0.5		ug/L	
OU3	K6-03	8/24/21		1,1,2,2-Tetrachloroethane	<	0.5		ug/L	
OU3	K6-03	8/24/21		1,2-Dichlorobenzene	<	0.5		ug/L	
OU3	K6-03	8/24/21		1,2-Dichloroethane	<	0.5		ug/L	
OU3	K6-03	8/24/21		1,2-Dichloroethene (total)	<	1		ug/L	
OU3	K6-03	8/24/21		1,2-Dichloropropane	<	0.5		ug/L	
OU3	K6-03	8/24/21		1,3-Dichlorobenzene	<	0.5		ug/L	
OU3	K6-03	8/24/21		1,4-Dichlorobenzene	<	0.5		ug/L	
OU3	K6-03	8/24/21		2-Chloroethylvinylether	<	10		ug/L	
OU3	K6-03	8/24/21		Bromodichloromethane	<	0.5		ug/L	
OU3	K6-03	8/24/21		Bromoform	<	0.5		ug/L	
OU3	K6-03	8/24/21		Bromomethane	<	1		ug/L	
OU3	K6-03	8/24/21		Carbon tetrachloride	<	0.5		ug/L	
OU3	K6-03	8/24/21		Chlorobenzene	<	0.5		ug/L	
OU3	K6-03	8/24/21		Chloroethane	<	0.5		ug/L	
OU3	K6-03	8/24/21		Chloroform	<	0.5		ug/L	
OU3	K6-03	8/24/21		Chloromethane	<	0.5		ug/L	
OU3	K6-03	8/24/21		cis-1,2-Dichloroethene	<	0.5		ug/L	
OU3	K6-03	8/24/21		cis-1,3-Dichloropropene	<	0.5		ug/L	
OU3	K6-03	8/24/21		Dibromochloromethane	<	0.5		ug/L	
OU3	K6-03	8/24/21		Dichlorodifluoromethane	<	0.5		ug/L	
OU3	K6-03	8/24/21		Methylene chloride	<	1		ug/L	
OU3	K6-03	8/24/21		Tetrachloroethene	<	0.5		ug/L	
OU3	K6-03	8/24/21		trans-1,2-Dichloroethene	<	0.5		ug/L	
OU3	K6-03	8/24/21		trans-1,3-Dichloropropene	<	0.5		ug/L	
OU3	K6-03	8/24/21		Trichloroethene	<	0.5		ug/L	
OU3	K6-03	8/24/21		Trichlorofluoromethane	<	0.5		ug/L	
OU3	K6-03	8/24/21		Trichlorotrifluoroethane	<	0.5		ug/L	

Attachment 1. Table 1. Groundwater analytical data, Site 300, 2021.

OU	Location	Date	Sample Type	Parameter	LOS Indicator	Result	Error	Units	QA Flag
OU3	K6-03	8/24/21		Vinyl chloride	<	0.5		ug/L	
OU3	K6-03	8/24/21		Tritium	<	100	57.3	pCi/L	
OU3	K6-03	8/24/21		Field Oxidation Potential (Eh)		-104		mVolts	
OU3	K6-03	8/24/21		Field pH		7.48		Units	
OU3	K6-03	8/24/21		Field Specific Conductance		1064		umhos/cm	
OU3	K6-03	8/24/21		Field Temperature		21.5		Degrees C	
OU3	K6-04	3/2/21		Nitrate (as NO3)		5.6		mg/L	
OU3	K6-04	3/2/21		Perchlorate	<	4		ug/L	
OU3	K6-04	3/2/21		1,1-Dichloroethane	<	0.5		ug/L	
OU3	K6-04	3/2/21		1,1-Dichloroethene	<	0.5		ug/L	
OU3	K6-04	3/2/21		1,1,1-Trichloroethane	<	0.5		ug/L	
OU3	K6-04	3/2/21		1,1,2-Trichloroethane	<	0.5		ug/L	
OU3	K6-04	3/2/21		1,1,2,2-Tetrachloroethane	<	0.5		ug/L	
OU3	K6-04	3/2/21		1,2-Dichlorobenzene	<	0.5		ug/L	
OU3	K6-04	3/2/21		1,2-Dichloroethane	<	0.5		ug/L	
OU3	K6-04	3/2/21		1,2-Dichloroethene (total)	<	1		ug/L	
OU3	K6-04	3/2/21		1,2-Dichloropropane	<	0.5		ug/L	
OU3	K6-04	3/2/21		1,3-Dichlorobenzene	<	0.5		ug/L	
OU3	K6-04	3/2/21		1,4-Dichlorobenzene	<	0.5		ug/L	
OU3	K6-04	3/2/21		2-Chloroethylvinylether	<	10		ug/L	
OU3	K6-04	3/2/21		Bromodichloromethane	<	0.5		ug/L	
OU3	K6-04	3/2/21		Bromoform	<	0.5		ug/L	
OU3	K6-04	3/2/21		Bromomethane	<	1		ug/L	
OU3	K6-04	3/2/21		Carbon tetrachloride	<	0.5		ug/L	
OU3	K6-04	3/2/21		Chlorobenzene	<	0.5		ug/L	
OU3	K6-04	3/2/21		Chloroethane	<	0.5		ug/L	
OU3	K6-04	3/2/21		Chloroform	<	0.5		ug/L	
OU3	K6-04	3/2/21		Chloromethane	<	0.5		ug/L	
OU3	K6-04	3/2/21		cis-1,2-Dichloroethene	<	0.5		ug/L	
OU3	K6-04	3/2/21		cis-1,3-Dichloropropene	<	0.5		ug/L	
OU3	K6-04	3/2/21		Dibromochloromethane	<	0.5		ug/L	
OU3	K6-04	3/2/21		Dichlorodifluoromethane	<	0.5		ug/L	
OU3	K6-04	3/2/21		Methylene chloride	<	1		ug/L	
OU3	K6-04	3/2/21		Tetrachloroethene	<	0.5		ug/L	
OU3	K6-04	3/2/21		trans-1,2-Dichloroethene	<	0.5		ug/L	
OU3	K6-04	3/2/21		trans-1,3-Dichloropropene	<	0.5		ug/L	
OU3	K6-04	3/2/21		Trichloroethene	<	0.5		ug/L	
OU3	K6-04	3/2/21		Trichlorofluoromethane	<	0.5		ug/L	
OU3	K6-04	3/2/21		Trichlorotrifluoroethane	<	0.5		ug/L	
OU3	K6-04	3/2/21		Vinyl chloride	<	0.5		ug/L	
OU3	K6-04	3/2/21		Tritium	<	100	62.6	pCi/L	
OU3	K6-04	3/2/21		Field Oxidation Potential (Eh)		123		mVolts	
OU3	K6-04	3/2/21		Field pH		7.99		Units	
OU3	K6-04	3/2/21		Field Specific Conductance		1004		umhos/cm	
OU3	K6-04	3/2/21		Field Temperature		19.5		Degrees C	
OU3	K6-04	8/24/21		1,1-Dichloroethane	<	0.5		ug/L	
OU3	K6-04	8/24/21		1,1-Dichloroethene	<	0.5		ug/L	
OU3	K6-04	8/24/21		1,1,1-Trichloroethane	<	0.5		ug/L	
OU3	K6-04	8/24/21		1,1,2-Trichloroethane	<	0.5		ug/L	
OU3	K6-04	8/24/21		1,1,2,2-Tetrachloroethane	<	0.5		ug/L	
OU3	K6-04	8/24/21		1,2-Dichlorobenzene	<	0.5		ug/L	
OU3	K6-04	8/24/21		1,2-Dichloroethane	<	0.5		ug/L	
OU3	K6-04	8/24/21		1,2-Dichloroethene (total)	<	1		ug/L	
OU3	K6-04	8/24/21		1,2-Dichloropropane	<	0.5		ug/L	
OU3	K6-04	8/24/21		1,3-Dichlorobenzene	<	0.5		ug/L	
OU3	K6-04	8/24/21		1,4-Dichlorobenzene	<	0.5		ug/L	
OU3	K6-04	8/24/21		2-Chloroethylvinylether	<	10		ug/L	
OU3	K6-04	8/24/21		Bromodichloromethane	<	0.5		ug/L	
OU3	K6-04	8/24/21		Bromoform	<	0.5		ug/L	
OU3	K6-04	8/24/21		Bromomethane	<	1		ug/L	
OU3	K6-04	8/24/21		Carbon tetrachloride	<	0.5		ug/L	
OU3	K6-04	8/24/21		Chlorobenzene	<	0.5		ug/L	
OU3	K6-04	8/24/21		Chloroethane	<	0.5		ug/L	
OU3	K6-04	8/24/21		Chloroform	<	0.5		ug/L	
OU3	K6-04	8/24/21		Chloromethane	<	0.5		ug/L	
OU3	K6-04	8/24/21		cis-1,2-Dichloroethene	<	0.5		ug/L	

Attachment 1. Table 1. Groundwater analytical data, Site 300, 2021.

OU	Location	Date	Sample Type	Parameter	LOS Indicator	Result	Error	Units	QA Flag
OU3	K6-04	8/24/21		cis-1,3-Dichloropropene	<	0.5		ug/L	
OU3	K6-04	8/24/21		Dibromochloromethane	<	0.5		ug/L	
OU3	K6-04	8/24/21		Dichlorodifluoromethane	<	0.5		ug/L	
OU3	K6-04	8/24/21		Methylene chloride	<	1		ug/L	
OU3	K6-04	8/24/21		Tetrachloroethene	<	0.5		ug/L	
OU3	K6-04	8/24/21		trans-1,2-Dichloroethene	<	0.5		ug/L	
OU3	K6-04	8/24/21		trans-1,3-Dichloropropene	<	0.5		ug/L	
OU3	K6-04	8/24/21		Trichloroethene	<	0.5		ug/L	
OU3	K6-04	8/24/21		Trichlorofluoromethane	<	0.5		ug/L	
OU3	K6-04	8/24/21		Trichlorotrifluoroethane	<	0.5		ug/L	
OU3	K6-04	8/24/21		Vinyl chloride	<	0.5		ug/L	
OU3	K6-04	8/24/21		Tritium	<	100	59.5	pCi/L	
OU3	K6-04	8/24/21		Field Oxidation Potential (Eh)		-34		mVolts	
OU3	K6-04	8/24/21		Field pH		7.54		Units	
OU3	K6-04	8/24/21		Field Specific Conductance		1019		umhos/cm	
OU3	K6-04	8/24/21		Field Temperature		21.4		Degrees C	
OU3	K6-14	3/3/21		Nitrate (as NO3)	<	1		mg/L	D
OU3	K6-14	3/3/21		Perchlorate	<	8		ug/L	D
OU3	K6-14	3/3/21		1,1-Dichloroethane	<	0.5		ug/L	
OU3	K6-14	3/3/21		1,1-Dichloroethene	<	0.5		ug/L	
OU3	K6-14	3/3/21		1,1,1-Trichloroethane	<	0.5		ug/L	
OU3	K6-14	3/3/21		1,1,2-Trichloroethane	<	0.5		ug/L	
OU3	K6-14	3/3/21		1,1,2,2-Tetrachloroethane	<	0.5		ug/L	
OU3	K6-14	3/3/21		1,2-Dichlorobenzene	<	0.5		ug/L	
OU3	K6-14	3/3/21		1,2-Dichloroethane	<	0.5		ug/L	
OU3	K6-14	3/3/21		1,2-Dichloroethene (total)	<	1		ug/L	
OU3	K6-14	3/3/21		1,2-Dichloropropane	<	0.5		ug/L	
OU3	K6-14	3/3/21		1,3-Dichlorobenzene	<	0.5		ug/L	
OU3	K6-14	3/3/21		1,4-Dichlorobenzene	<	0.5		ug/L	
OU3	K6-14	3/3/21		2-Chloroethylvinylether	<	1		ug/L	L
OU3	K6-14	3/3/21		Bromodichloromethane	<	0.5		ug/L	
OU3	K6-14	3/3/21		Bromoform	<	0.5		ug/L	
OU3	K6-14	3/3/21		Bromomethane	<	0.5		ug/L	
OU3	K6-14	3/3/21		Carbon tetrachloride	<	0.5		ug/L	
OU3	K6-14	3/3/21		Chlorobenzene	<	0.5		ug/L	
OU3	K6-14	3/3/21		Chloroethane	<	0.5		ug/L	
OU3	K6-14	3/3/21		Chloroform	<	0.5		ug/L	
OU3	K6-14	3/3/21		Chloromethane	<	0.5		ug/L	
OU3	K6-14	3/3/21		cis-1,2-Dichloroethene	<	0.5		ug/L	
OU3	K6-14	3/3/21		cis-1,3-Dichloropropene	<	0.5		ug/L	
OU3	K6-14	3/3/21		Dibromochloromethane	<	0.5		ug/L	
OU3	K6-14	3/3/21		Dichlorodifluoromethane	<	0.5		ug/L	
OU3	K6-14	3/3/21		Methylene chloride	<	0.5		ug/L	
OU3	K6-14	3/3/21		Tetrachloroethene	<	0.5		ug/L	
OU3	K6-14	3/3/21		trans-1,2-Dichloroethene	<	0.5		ug/L	
OU3	K6-14	3/3/21		trans-1,3-Dichloropropene	<	0.5		ug/L	
OU3	K6-14	3/3/21		Trichloroethene	<	0.5		ug/L	
OU3	K6-14	3/3/21		Trichlorofluoromethane	<	0.5		ug/L	
OU3	K6-14	3/3/21		Trichlorotrifluoroethane	<	0.5		ug/L	
OU3	K6-14	3/3/21		Vinyl chloride	<	0.5		ug/L	
OU3	K6-14	3/3/21		Tritium	<	100	69.6	pCi/L	
OU3	K6-14	3/3/21		Field Oxidation Potential (Eh)		115		mVolts	
OU3	K6-14	3/3/21		Field pH		7.65		Units	
OU3	K6-14	3/3/21		Field Specific Conductance		2913		umhos/cm	
OU3	K6-14	3/3/21		Field Temperature		20.8		Degrees C	
OU3	K6-14	8/25/21		1,1-Dichloroethane	<	0.5		ug/L	
OU3	K6-14	8/25/21		1,1-Dichloroethene	<	0.5		ug/L	
OU3	K6-14	8/25/21		1,1,1-Trichloroethane	<	0.5		ug/L	
OU3	K6-14	8/25/21		1,1,2-Trichloroethane	<	0.5		ug/L	
OU3	K6-14	8/25/21		1,1,2,2-Tetrachloroethane	<	0.5		ug/L	
OU3	K6-14	8/25/21		1,2-Dichlorobenzene	<	0.5		ug/L	
OU3	K6-14	8/25/21		1,2-Dichloroethane	<	0.5		ug/L	
OU3	K6-14	8/25/21		1,2-Dichloroethene (total)	<	1		ug/L	
OU3	K6-14	8/25/21		1,2-Dichloropropane	<	0.5		ug/L	
OU3	K6-14	8/25/21		1,3-Dichlorobenzene	<	0.5		ug/L	
OU3	K6-14	8/25/21		1,4-Dichlorobenzene	<	0.5		ug/L	

Attachment 1. Table 1. Groundwater analytical data, Site 300, 2021.

OU	Location	Date	Sample Type	Parameter	LOS Indicator	Result	Error	Units	QA Flag
OU3	K6-14	8/25/21		2-Chloroethylvinylether	<	1		ug/L	
OU3	K6-14	8/25/21		Bromodichloromethane	<	0.5		ug/L	
OU3	K6-14	8/25/21		Bromoform	<	0.5		ug/L	
OU3	K6-14	8/25/21		Bromomethane	<	0.5		ug/L	
OU3	K6-14	8/25/21		Carbon tetrachloride	<	0.5		ug/L	
OU3	K6-14	8/25/21		Chlorobenzene	<	0.5		ug/L	
OU3	K6-14	8/25/21		Chloroethane	<	0.5		ug/L	
OU3	K6-14	8/25/21		Chloroform	<	0.5		ug/L	
OU3	K6-14	8/25/21		Chloromethane	<	0.5		ug/L	
OU3	K6-14	8/25/21		cis-1,2-Dichloroethene	<	0.5		ug/L	
OU3	K6-14	8/25/21		cis-1,3-Dichloropropene	<	0.5		ug/L	
OU3	K6-14	8/25/21		Dibromochloromethane	<	0.5		ug/L	
OU3	K6-14	8/25/21		Dichlorodifluoromethane	<	0.5		ug/L	
OU3	K6-14	8/25/21		Methylene chloride	<	0.5		ug/L	
OU3	K6-14	8/25/21		Tetrachloroethene	<	0.5		ug/L	
OU3	K6-14	8/25/21		trans-1,2-Dichloroethene	<	0.5		ug/L	
OU3	K6-14	8/25/21		trans-1,3-Dichloropropene	<	0.5		ug/L	
OU3	K6-14	8/25/21		Trichloroethene	<	0.5		ug/L	
OU3	K6-14	8/25/21		Trichlorofluoromethane	<	0.5		ug/L	
OU3	K6-14	8/25/21		Trichlorotrifluoroethane	<	0.5		ug/L	
OU3	K6-14	8/25/21		Vinyl chloride	<	0.5		ug/L	
OU3	K6-14	8/25/21		Tritium	<	100	58.2	pCi/L	
OU3	K6-14	8/25/21		Field Oxidation Potential (Eh)		57		mVolts	
OU3	K6-14	8/25/21		Field pH		7.33		Units	
OU3	K6-14	8/25/21		Field Specific Conductance		2813		umhos/cm	
OU3	K6-14	8/25/21		Field Temperature		22.2		Degrees C	
OU3	K6-16	3/3/21		Nitrate (as NO3)		30		mg/L	D
OU3	K6-16	3/3/21		Perchlorate	<	40		ug/L	D
OU3	K6-16	3/3/21		1,1-Dichloroethane	<	0.5		ug/L	
OU3	K6-16	3/3/21		1,1-Dichloroethene	<	0.5		ug/L	
OU3	K6-16	3/3/21		1,1,1-Trichloroethane	<	0.5		ug/L	
OU3	K6-16	3/3/21		1,1,2-Trichloroethane	<	0.5		ug/L	
OU3	K6-16	3/3/21		1,1,2,2-Tetrachloroethane	<	0.5		ug/L	
OU3	K6-16	3/3/21		1,2-Dichlorobenzene	<	0.5		ug/L	
OU3	K6-16	3/3/21		1,2-Dichloroethane	<	0.5		ug/L	
OU3	K6-16	3/3/21		1,2-Dichloroethene (total)	<	1		ug/L	
OU3	K6-16	3/3/21		1,2-Dichloropropane	<	0.5		ug/L	
OU3	K6-16	3/3/21		1,3-Dichlorobenzene	<	0.5		ug/L	
OU3	K6-16	3/3/21		1,4-Dichlorobenzene	<	0.5		ug/L	
OU3	K6-16	3/3/21		2-Chloroethylvinylether	<	1		ug/L	L
OU3	K6-16	3/3/21		Bromodichloromethane	<	0.5		ug/L	
OU3	K6-16	3/3/21		Bromoform	<	0.5		ug/L	
OU3	K6-16	3/3/21		Bromomethane	<	0.5		ug/L	
OU3	K6-16	3/3/21		Carbon tetrachloride	<	0.5		ug/L	
OU3	K6-16	3/3/21		Chlorobenzene	<	0.5		ug/L	
OU3	K6-16	3/3/21		Chloroethane	<	0.5		ug/L	
OU3	K6-16	3/3/21		Chloroform	<	0.5		ug/L	
OU3	K6-16	3/3/21		Chloromethane	<	0.5		ug/L	
OU3	K6-16	3/3/21		cis-1,2-Dichloroethene	<	0.5		ug/L	
OU3	K6-16	3/3/21		cis-1,3-Dichloropropene	<	0.5		ug/L	
OU3	K6-16	3/3/21		Dibromochloromethane	<	0.5		ug/L	
OU3	K6-16	3/3/21		Dichlorodifluoromethane	<	0.5		ug/L	
OU3	K6-16	3/3/21		Methylene chloride	<	0.5		ug/L	
OU3	K6-16	3/3/21		Tetrachloroethene	<	0.5		ug/L	
OU3	K6-16	3/3/21		trans-1,2-Dichloroethene	<	0.5		ug/L	
OU3	K6-16	3/3/21		trans-1,3-Dichloropropene	<	0.5		ug/L	
OU3	K6-16	3/3/21		Trichloroethene		0.71		ug/L	
OU3	K6-16	3/3/21		Trichlorofluoromethane	<	0.5		ug/L	
OU3	K6-16	3/3/21		Trichlorotrifluoroethane	<	0.5		ug/L	
OU3	K6-16	3/3/21		Vinyl chloride	<	0.5		ug/L	
OU3	K6-16	3/3/21		Tritium	<	100	63.5	pCi/L	
OU3	K6-16	3/3/21		Field Oxidation Potential (Eh)		99		mVolts	
OU3	K6-16	3/3/21		Field pH		7.61		Units	
OU3	K6-16	3/3/21		Field Specific Conductance		8773		umhos/cm	
OU3	K6-16	3/3/21		Field Temperature		20.3		Degrees C	
OU3	K6-16	3/3/21	DUP	Nitrate (as NO3)		8		mg/L	D

Attachment 1. Table 1. Groundwater analytical data, Site 300, 2021.

OU	Location	Date	Sample Type	Parameter	LOS Indicator	Result	Error	Units	QA Flag
OU3	K6-16	3/3/21	DUP	Perchlorate	<	4		ug/L	
OU3	K6-16	3/3/21	DUP	1,1-Dichloroethane	<	0.5		ug/L	
OU3	K6-16	3/3/21	DUP	1,1-Dichloroethene	<	0.5		ug/L	
OU3	K6-16	3/3/21	DUP	1,1,1-Trichloroethane	<	0.5		ug/L	
OU3	K6-16	3/3/21	DUP	1,1,2-Trichloroethane	<	0.5		ug/L	
OU3	K6-16	3/3/21	DUP	1,1,2,2-Tetrachloroethane	<	0.5		ug/L	
OU3	K6-16	3/3/21	DUP	1,2-Dichlorobenzene	<	0.5		ug/L	
OU3	K6-16	3/3/21	DUP	1,2-Dichloroethane	<	0.5		ug/L	
OU3	K6-16	3/3/21	DUP	1,2-Dichloroethene (total)	<	1		ug/L	
OU3	K6-16	3/3/21	DUP	1,2-Dichloropropane	<	0.5		ug/L	
OU3	K6-16	3/3/21	DUP	1,3-Dichlorobenzene	<	0.5		ug/L	
OU3	K6-16	3/3/21	DUP	1,4-Dichlorobenzene	<	0.5		ug/L	
OU3	K6-16	3/3/21	DUP	2-Chloroethylvinylether	<	1		ug/L	
OU3	K6-16	3/3/21	DUP	Bromodichloromethane	<	0.5		ug/L	
OU3	K6-16	3/3/21	DUP	Bromoform	<	0.5		ug/L	
OU3	K6-16	3/3/21	DUP	Bromomethane	<	0.5		ug/L	
OU3	K6-16	3/3/21	DUP	Carbon tetrachloride	<	0.5		ug/L	
OU3	K6-16	3/3/21	DUP	Chlorobenzene	<	0.5		ug/L	
OU3	K6-16	3/3/21	DUP	Chloroethane	<	0.5		ug/L	
OU3	K6-16	3/3/21	DUP	Chloroform	<	0.5		ug/L	
OU3	K6-16	3/3/21	DUP	Chloromethane	<	0.5		ug/L	
OU3	K6-16	3/3/21	DUP	cis-1,2-Dichloroethene	<	0.5		ug/L	
OU3	K6-16	3/3/21	DUP	cis-1,3-Dichloropropene	<	0.5		ug/L	
OU3	K6-16	3/3/21	DUP	Dibromochloromethane	<	0.5		ug/L	
OU3	K6-16	3/3/21	DUP	Dichlorodifluoromethane	<	0.5		ug/L	
OU3	K6-16	3/3/21	DUP	Methylene chloride	<	0.5		ug/L	
OU3	K6-16	3/3/21	DUP	Tetrachloroethene	<	0.5		ug/L	
OU3	K6-16	3/3/21	DUP	trans-1,2-Dichloroethene	<	0.5		ug/L	
OU3	K6-16	3/3/21	DUP	trans-1,3-Dichloropropene	<	0.5		ug/L	
OU3	K6-16	3/3/21	DUP	Trichloroethene		1.2		ug/L	
OU3	K6-16	3/3/21	DUP	Trichlorofluoromethane	<	0.5		ug/L	
OU3	K6-16	3/3/21	DUP	Trichlorotrifluoroethane	<	0.5		ug/L	
OU3	K6-16	3/3/21	DUP	Vinyl chloride	<	0.5		ug/L	
OU3	K6-16	3/3/21	DUP	Tritium	<	100	31	pCi/L	
OU3	K6-16	8/25/21		1,1-Dichloroethane	<	0.5		ug/L	
OU3	K6-16	8/25/21		1,1-Dichloroethene	<	0.5		ug/L	
OU3	K6-16	8/25/21		1,1,1-Trichloroethane	<	0.5		ug/L	
OU3	K6-16	8/25/21		1,1,2-Trichloroethane	<	0.5		ug/L	
OU3	K6-16	8/25/21		1,1,2,2-Tetrachloroethane	<	0.5		ug/L	
OU3	K6-16	8/25/21		1,2-Dichlorobenzene	<	0.5		ug/L	
OU3	K6-16	8/25/21		1,2-Dichloroethane	<	0.5		ug/L	
OU3	K6-16	8/25/21		1,2-Dichloroethene (total)	<	1		ug/L	
OU3	K6-16	8/25/21		1,2-Dichloropropane	<	0.5		ug/L	
OU3	K6-16	8/25/21		1,3-Dichlorobenzene	<	0.5		ug/L	
OU3	K6-16	8/25/21		1,4-Dichlorobenzene	<	0.5		ug/L	
OU3	K6-16	8/25/21		2-Chloroethylvinylether	<	1		ug/L	
OU3	K6-16	8/25/21		Bromodichloromethane	<	0.5		ug/L	
OU3	K6-16	8/25/21		Bromoform	<	0.5		ug/L	
OU3	K6-16	8/25/21		Bromomethane	<	0.5		ug/L	
OU3	K6-16	8/25/21		Carbon tetrachloride	<	0.5		ug/L	
OU3	K6-16	8/25/21		Chlorobenzene	<	0.5		ug/L	
OU3	K6-16	8/25/21		Chloroethane	<	0.5		ug/L	
OU3	K6-16	8/25/21		Chloroform	<	0.5		ug/L	
OU3	K6-16	8/25/21		Chloromethane	<	0.5		ug/L	
OU3	K6-16	8/25/21		cis-1,2-Dichloroethene	<	0.5		ug/L	
OU3	K6-16	8/25/21		cis-1,3-Dichloropropene	<	0.5		ug/L	
OU3	K6-16	8/25/21		Dibromochloromethane	<	0.5		ug/L	
OU3	K6-16	8/25/21		Dichlorodifluoromethane	<	0.5		ug/L	
OU3	K6-16	8/25/21		Methylene chloride	<	0.5		ug/L	
OU3	K6-16	8/25/21		Tetrachloroethene	<	0.5		ug/L	
OU3	K6-16	8/25/21		trans-1,2-Dichloroethene	<	0.5		ug/L	
OU3	K6-16	8/25/21		trans-1,3-Dichloropropene	<	0.5		ug/L	
OU3	K6-16	8/25/21		Trichloroethene		0.7		ug/L	
OU3	K6-16	8/25/21		Trichlorofluoromethane	<	0.5		ug/L	
OU3	K6-16	8/25/21		Trichlorotrifluoroethane	<	0.5		ug/L	
OU3	K6-16	8/25/21		Vinyl chloride	<	0.5		ug/L	

Attachment 1. Table 1. Groundwater analytical data, Site 300, 2021.

OU	Location	Date	Sample Type	Parameter	LOS Indicator	Result	Error	Units	QA Flag
OU3	K6-16	8/25/21		Tritium	<	100	60.6	pCi/L	
OU3	K6-16	8/25/21		Field Oxidation Potential (Eh)		9		mVolts	
OU3	K6-16	8/25/21		Field pH		7.24		Units	
OU3	K6-16	8/25/21		Field Specific Conductance		8934		umhos/cm	
OU3	K6-16	8/25/21		Field Temperature		22.6		Degrees C	
OU3	K6-17	3/1/21		Nitrate (as NO3)	<	2		mg/L	D
OU3	K6-17	3/1/21		Perchlorate	<	4		ug/L	
OU3	K6-17	3/1/21		1,1-Dichloroethane	<	0.5		ug/L	
OU3	K6-17	3/1/21		1,1-Dichloroethene	<	0.5		ug/L	
OU3	K6-17	3/1/21		1,1,1-Trichloroethane	<	0.5		ug/L	
OU3	K6-17	3/1/21		1,1,2-Trichloroethane	<	0.5		ug/L	
OU3	K6-17	3/1/21		1,1,2,2-Tetrachloroethane	<	0.5		ug/L	
OU3	K6-17	3/1/21		1,2-Dichlorobenzene	<	0.5		ug/L	
OU3	K6-17	3/1/21		1,2-Dichloroethane	<	0.5		ug/L	
OU3	K6-17	3/1/21		1,2-Dichloroethene (total)	<	1		ug/L	
OU3	K6-17	3/1/21		1,2-Dichloropropane	<	0.5		ug/L	
OU3	K6-17	3/1/21		1,3-Dichlorobenzene	<	0.5		ug/L	
OU3	K6-17	3/1/21		1,4-Dichlorobenzene	<	0.5		ug/L	
OU3	K6-17	3/1/21		2-Chloroethylvinylether	<	1		ug/L	
OU3	K6-17	3/1/21		Bromodichloromethane	<	0.5		ug/L	
OU3	K6-17	3/1/21		Bromoform	<	0.5		ug/L	
OU3	K6-17	3/1/21		Bromomethane	<	0.5		ug/L	
OU3	K6-17	3/1/21		Carbon tetrachloride	<	0.5		ug/L	
OU3	K6-17	3/1/21		Chlorobenzene	<	0.5		ug/L	
OU3	K6-17	3/1/21		Chloroethane	<	0.5		ug/L	
OU3	K6-17	3/1/21		Chloroform	<	0.5		ug/L	
OU3	K6-17	3/1/21		Chloromethane	<	0.5		ug/L	
OU3	K6-17	3/1/21		cis-1,2-Dichloroethene	<	0.5		ug/L	
OU3	K6-17	3/1/21		cis-1,3-Dichloropropene	<	0.5		ug/L	
OU3	K6-17	3/1/21		Dibromochloromethane	<	0.5		ug/L	
OU3	K6-17	3/1/21		Dichlorodifluoromethane	<	0.5		ug/L	
OU3	K6-17	3/1/21		Methylene chloride	<	0.5		ug/L	
OU3	K6-17	3/1/21		Tetrachloroethene	<	0.5		ug/L	
OU3	K6-17	3/1/21		trans-1,2-Dichloroethene	<	0.5		ug/L	
OU3	K6-17	3/1/21		trans-1,3-Dichloropropene	<	0.5		ug/L	
OU3	K6-17	3/1/21		Trichloroethene	<	0.5		ug/L	
OU3	K6-17	3/1/21		Trichlorofluoromethane	<	0.5		ug/L	
OU3	K6-17	3/1/21		Trichlorotrifluoroethane	<	0.5		ug/L	
OU3	K6-17	3/1/21		Vinyl chloride	<	0.5		ug/L	
OU3	K6-17	3/1/21		Tritium	<	100	63.8	pCi/L	
OU3	K6-17	3/1/21		Field Oxidation Potential (Eh)		53		mVolts	
OU3	K6-17	3/1/21		Field pH		7.76		Units	
OU3	K6-17	3/1/21		Field Specific Conductance		2146		umhos/cm	
OU3	K6-17	3/1/21		Field Temperature		18.3		Degrees C	
OU3	K6-17	3/1/21		Fecal Coliform	<	1.8		MPN/100mL	
OU3	K6-17	3/1/21		Total Coliform	<	1.8		MPN/100mL	
OU3	K6-17	4/26/21		1,1-Dichloroethane	<	0.5		ug/L	
OU3	K6-17	4/26/21		1,1-Dichloroethene	<	0.5		ug/L	
OU3	K6-17	4/26/21		1,1,1-Trichloroethane	<	0.5		ug/L	
OU3	K6-17	4/26/21		1,1,2-Trichloroethane	<	0.5		ug/L	
OU3	K6-17	4/26/21		1,1,2,2-Tetrachloroethane	<	0.5		ug/L	
OU3	K6-17	4/26/21		1,2-Dichlorobenzene	<	0.5		ug/L	
OU3	K6-17	4/26/21		1,2-Dichloroethane	<	0.5		ug/L	
OU3	K6-17	4/26/21		1,2-Dichloroethene (total)	<	1		ug/L	
OU3	K6-17	4/26/21		1,2-Dichloropropane	<	0.5		ug/L	
OU3	K6-17	4/26/21		1,3-Dichlorobenzene	<	0.5		ug/L	
OU3	K6-17	4/26/21		1,4-Dichlorobenzene	<	0.5		ug/L	
OU3	K6-17	4/26/21		2-Chloroethylvinylether	<	1		ug/L	
OU3	K6-17	4/26/21		Bromodichloromethane	<	0.5		ug/L	
OU3	K6-17	4/26/21		Bromoform	<	0.5		ug/L	
OU3	K6-17	4/26/21		Bromomethane	<	0.5		ug/L	
OU3	K6-17	4/26/21		Carbon tetrachloride	<	0.5		ug/L	
OU3	K6-17	4/26/21		Chlorobenzene	<	0.5		ug/L	
OU3	K6-17	4/26/21		Chloroethane	<	0.5		ug/L	
OU3	K6-17	4/26/21		Chloroform	<	0.5		ug/L	
OU3	K6-17	4/26/21		Chloromethane	<	0.5		ug/L	

Attachment 1. Table 1. Groundwater analytical data, Site 300, 2021.

OU	Location	Date	Sample Type	Parameter	LOS Indicator	Result	Error	Units	QA Flag
OU3	K6-17	4/26/21		cis-1,2-Dichloroethene	<	0.5		ug/L	
OU3	K6-17	4/26/21		cis-1,3-Dichloropropene	<	0.5		ug/L	
OU3	K6-17	4/26/21		Dibromochloromethane	<	0.5		ug/L	
OU3	K6-17	4/26/21		Dichlorodifluoromethane	<	0.5		ug/L	
OU3	K6-17	4/26/21		Methylene chloride	<	0.5		ug/L	
OU3	K6-17	4/26/21		Tetrachloroethene	<	0.5		ug/L	
OU3	K6-17	4/26/21		trans-1,2-Dichloroethene	<	0.5		ug/L	
OU3	K6-17	4/26/21		trans-1,3-Dichloropropene	<	0.5		ug/L	
OU3	K6-17	4/26/21		Trichloroethene	<	0.5		ug/L	
OU3	K6-17	4/26/21		Trichlorofluoromethane	<	0.5		ug/L	
OU3	K6-17	4/26/21		Trichlorotrifluoroethane	<	0.5		ug/L	
OU3	K6-17	4/26/21		Vinyl chloride	<	0.5		ug/L	
OU3	K6-17	4/26/21		Tritium	<	100	61.3	pCi/L	
OU3	K6-17	4/26/21		Field Oxidation Potential (Eh)		338		mVolts	
OU3	K6-17	4/26/21		Field pH		7.47		Units	
OU3	K6-17	4/26/21		Field Specific Conductance		2170		umhos/cm	
OU3	K6-17	4/26/21		Field Temperature		18.4		Degrees C	
OU3	K6-17	8/26/21		Nitrate (as NO3)	<	1		mg/L	
OU3	K6-17	8/26/21		Perchlorate	<	2		ug/L	
OU3	K6-17	8/26/21		1,1-Dichloroethane	<	0.5		ug/L	
OU3	K6-17	8/26/21		1,1-Dichloroethene	<	0.5		ug/L	
OU3	K6-17	8/26/21		1,1,1-Trichloroethane	<	0.5		ug/L	
OU3	K6-17	8/26/21		1,1,2-Trichloroethane	<	0.5		ug/L	
OU3	K6-17	8/26/21		1,1,2,2-Tetrachloroethane	<	0.5		ug/L	
OU3	K6-17	8/26/21		1,2-Dichlorobenzene	<	0.5		ug/L	
OU3	K6-17	8/26/21		1,2-Dichloroethane	<	0.5		ug/L	
OU3	K6-17	8/26/21		1,2-Dichloroethene (total)	<	1		ug/L	
OU3	K6-17	8/26/21		1,2-Dichloropropane	<	0.5		ug/L	
OU3	K6-17	8/26/21		1,3-Dichlorobenzene	<	0.5		ug/L	
OU3	K6-17	8/26/21		1,4-Dichlorobenzene	<	0.5		ug/L	
OU3	K6-17	8/26/21		2-Chloroethylvinylether	<	1		ug/L	
OU3	K6-17	8/26/21		Bromodichloromethane	<	0.5		ug/L	
OU3	K6-17	8/26/21		Bromoform	<	0.5		ug/L	
OU3	K6-17	8/26/21		Bromomethane	<	0.5		ug/L	
OU3	K6-17	8/26/21		Carbon tetrachloride	<	0.5		ug/L	
OU3	K6-17	8/26/21		Chlorobenzene	<	0.5		ug/L	
OU3	K6-17	8/26/21		Chloroethane	<	0.5		ug/L	
OU3	K6-17	8/26/21		Chloroform	<	0.5		ug/L	
OU3	K6-17	8/26/21		Chloromethane	<	0.5		ug/L	
OU3	K6-17	8/26/21		cis-1,2-Dichloroethene	<	0.5		ug/L	
OU3	K6-17	8/26/21		cis-1,3-Dichloropropene	<	0.5		ug/L	
OU3	K6-17	8/26/21		Dibromochloromethane	<	0.5		ug/L	
OU3	K6-17	8/26/21		Dichlorodifluoromethane	<	0.5		ug/L	
OU3	K6-17	8/26/21		Methylene chloride	<	0.5		ug/L	
OU3	K6-17	8/26/21		Tetrachloroethene	<	0.5		ug/L	
OU3	K6-17	8/26/21		trans-1,2-Dichloroethene	<	0.5		ug/L	
OU3	K6-17	8/26/21		trans-1,3-Dichloropropene	<	0.5		ug/L	
OU3	K6-17	8/26/21		Trichloroethene		0.87		ug/L	
OU3	K6-17	8/26/21		Trichlorofluoromethane	<	0.5		ug/L	
OU3	K6-17	8/26/21		Trichlorotrifluoroethane	<	0.5		ug/L	
OU3	K6-17	8/26/21		Vinyl chloride	<	0.5		ug/L	
OU3	K6-17	8/26/21		Tritium	<	100	62.9	pCi/L	
OU3	K6-17	8/26/21		Field Oxidation Potential (Eh)		76		mVolts	
OU3	K6-17	8/26/21		Field pH		7.2		Units	
OU3	K6-17	8/26/21		Field Specific Conductance		2074		umhos/cm	
OU3	K6-17	8/26/21		Field Temperature		21.4		Degrees C	
OU3	K6-17	8/26/21		Fecal Coliform	<	1.8		MPN/100mL	
OU3	K6-17	8/26/21		Total Coliform	<	1.8		MPN/100mL	
OU3	K6-17	9/16/21		1,1-Dichloroethane	<	0.5		ug/L	
OU3	K6-17	9/16/21		1,1-Dichloroethene	<	0.5		ug/L	
OU3	K6-17	9/16/21		1,1,1-Trichloroethane	<	0.5		ug/L	
OU3	K6-17	9/16/21		1,1,2-Trichloroethane	<	0.5		ug/L	
OU3	K6-17	9/16/21		1,1,2,2-Tetrachloroethane	<	0.5		ug/L	
OU3	K6-17	9/16/21		1,2-Dichlorobenzene	<	0.5		ug/L	
OU3	K6-17	9/16/21		1,2-Dichloroethane	<	0.5		ug/L	
OU3	K6-17	9/16/21		1,2-Dichloroethene (total)	<	1		ug/L	

Attachment 1. Table 1. Groundwater analytical data, Site 300, 2021.

OU	Location	Date	Sample Type	Parameter	LOS Indicator	Result	Error	Units	QA Flag
OU3	K6-17	9/16/21		1,2-Dichloropropane	<	0.5		ug/L	
OU3	K6-17	9/16/21		1,3-Dichlorobenzene	<	0.5		ug/L	
OU3	K6-17	9/16/21		1,4-Dichlorobenzene	<	0.5		ug/L	
OU3	K6-17	9/16/21		2-Chloroethylvinylether	<	10		ug/L	
OU3	K6-17	9/16/21		Bromodichloromethane	<	0.5		ug/L	
OU3	K6-17	9/16/21		Bromoform	<	0.5		ug/L	
OU3	K6-17	9/16/21		Bromomethane	<	1		ug/L	
OU3	K6-17	9/16/21		Carbon tetrachloride	<	0.5		ug/L	
OU3	K6-17	9/16/21		Chlorobenzene	<	0.5		ug/L	
OU3	K6-17	9/16/21		Chloroethane	<	0.5		ug/L	
OU3	K6-17	9/16/21		Chloroform	<	0.5		ug/L	
OU3	K6-17	9/16/21		Chloromethane	<	0.5		ug/L	
OU3	K6-17	9/16/21		cis-1,2-Dichloroethene	<	0.5		ug/L	
OU3	K6-17	9/16/21		cis-1,3-Dichloropropene	<	0.5		ug/L	
OU3	K6-17	9/16/21		Dibromochloromethane	<	0.5		ug/L	
OU3	K6-17	9/16/21		Dichlorodifluoromethane	<	0.5		ug/L	
OU3	K6-17	9/16/21		Methylene chloride	<	1		ug/L	
OU3	K6-17	9/16/21		Tetrachloroethene	<	0.5		ug/L	
OU3	K6-17	9/16/21		trans-1,2-Dichloroethene	<	0.5		ug/L	
OU3	K6-17	9/16/21		trans-1,3-Dichloropropene	<	0.5		ug/L	
OU3	K6-17	9/16/21		Trichloroethene	<	0.5		ug/L	
OU3	K6-17	9/16/21		Trichlorofluoromethane	<	0.5		ug/L	
OU3	K6-17	9/16/21		Trichlorotrifluoroethane	<	0.5		ug/L	
OU3	K6-17	9/16/21		Vinyl chloride	<	0.5		ug/L	
OU3	K6-17	9/16/21		Field Oxidation Potential (Eh)		192		mVolts	
OU3	K6-17	9/16/21		Field pH		7.57		Units	
OU3	K6-17	9/16/21		Field Specific Conductance		1894		umhos/cm	
OU3	K6-17	9/16/21		Field Temperature		20.8		Degrees C	
OU3	K6-17	11/9/21		1,1-Dichloroethane	<	0.5		ug/L	
OU3	K6-17	11/9/21		1,1-Dichloroethene	<	0.5		ug/L	
OU3	K6-17	11/9/21		1,1,1-Trichloroethane	<	0.5		ug/L	
OU3	K6-17	11/9/21		1,1,2-Trichloroethane	<	0.5		ug/L	
OU3	K6-17	11/9/21		1,1,2,2-Tetrachloroethane	<	0.5		ug/L	
OU3	K6-17	11/9/21		1,2-Dichlorobenzene	<	0.5		ug/L	
OU3	K6-17	11/9/21		1,2-Dichloroethane	<	0.5		ug/L	
OU3	K6-17	11/9/21		1,2-Dichloroethene (total)	<	1		ug/L	
OU3	K6-17	11/9/21		1,2-Dichloropropane	<	0.5		ug/L	
OU3	K6-17	11/9/21		1,3-Dichlorobenzene	<	0.5		ug/L	
OU3	K6-17	11/9/21		1,4-Dichlorobenzene	<	0.5		ug/L	
OU3	K6-17	11/9/21		2-Chloroethylvinylether	<	1		ug/L	
OU3	K6-17	11/9/21		Bromodichloromethane	<	0.5		ug/L	
OU3	K6-17	11/9/21		Bromoform	<	0.5		ug/L	
OU3	K6-17	11/9/21		Bromomethane	<	0.5		ug/L	
OU3	K6-17	11/9/21		Carbon tetrachloride	<	0.5		ug/L	
OU3	K6-17	11/9/21		Chlorobenzene	<	0.5		ug/L	
OU3	K6-17	11/9/21		Chloroethane	<	0.5		ug/L	
OU3	K6-17	11/9/21		Chloroform	<	0.5		ug/L	
OU3	K6-17	11/9/21		Chloromethane	<	0.5		ug/L	
OU3	K6-17	11/9/21		cis-1,2-Dichloroethene	<	0.5		ug/L	
OU3	K6-17	11/9/21		cis-1,3-Dichloropropene	<	0.5		ug/L	
OU3	K6-17	11/9/21		Dibromochloromethane	<	0.5		ug/L	
OU3	K6-17	11/9/21		Dichlorodifluoromethane	<	0.5		ug/L	
OU3	K6-17	11/9/21		Methylene chloride	<	0.5		ug/L	
OU3	K6-17	11/9/21		Tetrachloroethene	<	0.5		ug/L	
OU3	K6-17	11/9/21		trans-1,2-Dichloroethene	<	0.5		ug/L	
OU3	K6-17	11/9/21		trans-1,3-Dichloropropene	<	0.5		ug/L	
OU3	K6-17	11/9/21		Trichloroethene	<	0.5		ug/L	
OU3	K6-17	11/9/21		Trichlorofluoromethane	<	0.5		ug/L	
OU3	K6-17	11/9/21		Trichlorotrifluoroethane	<	0.5		ug/L	
OU3	K6-17	11/9/21		Vinyl chloride	<	0.5		ug/L	
OU3	K6-17	11/9/21		Tritium	<	100	60.8	pCi/L	
OU3	K6-17	11/9/21		Field Oxidation Potential (Eh)		24		mVolts	
OU3	K6-17	11/9/21		Field pH		7.23		Units	
OU3	K6-17	11/9/21		Field Specific Conductance		2042		umhos/cm	
OU3	K6-17	11/9/21		Field Temperature		21		Degrees C	
OU3	K6-18	3/3/21		Nitrate (as NO3)		69		mg/L	D

Attachment 1. Table 1. Groundwater analytical data, Site 300, 2021.

OU	Location	Date	Sample Type	Parameter	LOS Indicator	Result	Error	Units	QA Flag
OU3	K6-18	3/3/21		Perchlorate	<	20		ug/L	D
OU3	K6-18	3/3/21		1,1-Dichloroethane	<	0.5		ug/L	
OU3	K6-18	3/3/21		1,1-Dichloroethene	<	0.5		ug/L	
OU3	K6-18	3/3/21		1,1,1-Trichloroethane	<	0.5		ug/L	
OU3	K6-18	3/3/21		1,1,2-Trichloroethane	<	0.5		ug/L	
OU3	K6-18	3/3/21		1,1,2,2-Tetrachloroethane	<	0.5		ug/L	
OU3	K6-18	3/3/21		1,2-Dichlorobenzene	<	0.5		ug/L	
OU3	K6-18	3/3/21		1,2-Dichloroethane	<	0.5		ug/L	
OU3	K6-18	3/3/21		1,2-Dichloroethene (total)	<	1		ug/L	
OU3	K6-18	3/3/21		1,2-Dichloropropane	<	0.5		ug/L	
OU3	K6-18	3/3/21		1,3-Dichlorobenzene	<	0.5		ug/L	
OU3	K6-18	3/3/21		1,4-Dichlorobenzene	<	0.5		ug/L	
OU3	K6-18	3/3/21		2-Chloroethylvinylether	<	1		ug/L	L
OU3	K6-18	3/3/21		Bromodichloromethane	<	0.5		ug/L	
OU3	K6-18	3/3/21		Bromoform	<	0.5		ug/L	
OU3	K6-18	3/3/21		Bromomethane	<	0.5		ug/L	
OU3	K6-18	3/3/21		Carbon tetrachloride	<	0.5		ug/L	
OU3	K6-18	3/3/21		Chlorobenzene	<	0.5		ug/L	
OU3	K6-18	3/3/21		Chloroethane	<	0.5		ug/L	
OU3	K6-18	3/3/21		Chloroform	<	0.5		ug/L	
OU3	K6-18	3/3/21		Chloromethane	<	0.5		ug/L	
OU3	K6-18	3/3/21		cis-1,2-Dichloroethene	<	0.5		ug/L	
OU3	K6-18	3/3/21		cis-1,3-Dichloropropene	<	0.5		ug/L	
OU3	K6-18	3/3/21		Dibromochloromethane	<	0.5		ug/L	
OU3	K6-18	3/3/21		Dichlorodifluoromethane	<	0.5		ug/L	
OU3	K6-18	3/3/21		Methylene chloride	<	0.5		ug/L	
OU3	K6-18	3/3/21		Tetrachloroethene	<	0.5		ug/L	
OU3	K6-18	3/3/21		trans-1,2-Dichloroethene	<	0.5		ug/L	
OU3	K6-18	3/3/21		trans-1,3-Dichloropropene	<	0.5		ug/L	
OU3	K6-18	3/3/21		Trichloroethene		1.2		ug/L	
OU3	K6-18	3/3/21		Trichlorofluoromethane	<	0.5		ug/L	
OU3	K6-18	3/3/21		Trichlorotrifluoroethane	<	0.5		ug/L	
OU3	K6-18	3/3/21		Vinyl chloride	<	0.5		ug/L	
OU3	K6-18	3/3/21		Tritium	<	100	65.8	pCi/L	
OU3	K6-18	3/3/21		Field Oxidation Potential (Eh)		120		mVolts	
OU3	K6-18	3/3/21		Field pH		7.53		Units	
OU3	K6-18	3/3/21		Field Specific Conductance		4024		umhos/cm	
OU3	K6-18	3/3/21		Field Temperature		20		Degrees C	
OU3	K6-18	8/25/21		Nitrate (as NO3)		61		mg/L	D
OU3	K6-18	8/25/21		1,1-Dichloroethane	<	0.5		ug/L	
OU3	K6-18	8/25/21		1,1-Dichloroethene	<	0.5		ug/L	
OU3	K6-18	8/25/21		1,1,1-Trichloroethane	<	0.5		ug/L	
OU3	K6-18	8/25/21		1,1,2-Trichloroethane	<	0.5		ug/L	
OU3	K6-18	8/25/21		1,1,2,2-Tetrachloroethane	<	0.5		ug/L	
OU3	K6-18	8/25/21		1,2-Dichlorobenzene	<	0.5		ug/L	
OU3	K6-18	8/25/21		1,2-Dichloroethane	<	0.5		ug/L	
OU3	K6-18	8/25/21		1,2-Dichloroethene (total)	<	1		ug/L	
OU3	K6-18	8/25/21		1,2-Dichloropropane	<	0.5		ug/L	
OU3	K6-18	8/25/21		1,3-Dichlorobenzene	<	0.5		ug/L	
OU3	K6-18	8/25/21		1,4-Dichlorobenzene	<	0.5		ug/L	
OU3	K6-18	8/25/21		2-Chloroethylvinylether	<	1		ug/L	
OU3	K6-18	8/25/21		Bromodichloromethane	<	0.5		ug/L	
OU3	K6-18	8/25/21		Bromoform	<	0.5		ug/L	
OU3	K6-18	8/25/21		Bromomethane	<	0.5		ug/L	
OU3	K6-18	8/25/21		Carbon tetrachloride	<	0.5		ug/L	
OU3	K6-18	8/25/21		Chlorobenzene	<	0.5		ug/L	
OU3	K6-18	8/25/21		Chloroethane	<	0.5		ug/L	
OU3	K6-18	8/25/21		Chloroform	<	0.5		ug/L	
OU3	K6-18	8/25/21		Chloromethane	<	0.5		ug/L	
OU3	K6-18	8/25/21		cis-1,2-Dichloroethene	<	0.5		ug/L	
OU3	K6-18	8/25/21		cis-1,3-Dichloropropene	<	0.5		ug/L	
OU3	K6-18	8/25/21		Dibromochloromethane	<	0.5		ug/L	
OU3	K6-18	8/25/21		Dichlorodifluoromethane	<	0.5		ug/L	
OU3	K6-18	8/25/21		Methylene chloride	<	0.5		ug/L	
OU3	K6-18	8/25/21		Tetrachloroethene	<	0.5		ug/L	
OU3	K6-18	8/25/21		trans-1,2-Dichloroethene	<	0.5		ug/L	

Attachment 1. Table 1. Groundwater analytical data, Site 300, 2021.

OU	Location	Date	Sample Type	Parameter	LOS Indicator	Result	Error	Units	QA Flag
OU3	K6-18	8/25/21		trans-1,3-Dichloropropene	<	0.5		ug/L	
OU3	K6-18	8/25/21		Trichloroethene		0.91		ug/L	
OU3	K6-18	8/25/21		Trichlorofluoromethane	<	0.5		ug/L	
OU3	K6-18	8/25/21		Trichlorotrifluoroethane	<	0.5		ug/L	
OU3	K6-18	8/25/21		Vinyl chloride	<	0.5		ug/L	
OU3	K6-18	8/25/21		Tritium	<	100	54.5	pCi/L	
OU3	K6-18	8/25/21		Field Oxidation Potential (Eh)		52		mVolts	
OU3	K6-18	8/25/21		Field pH		7.5		Units	
OU3	K6-18	8/25/21		Field Specific Conductance		4030		umhos/cm	
OU3	K6-18	8/25/21		Field Temperature		22.1		Degrees C	
OU3	K6-18	8/25/21	DUP	Nitrate (as NO3)		66		mg/L	D
OU3	K6-18	8/25/21	DUP	1,1-Dichloroethane	<	0.5		ug/L	
OU3	K6-18	8/25/21	DUP	1,1-Dichloroethene	<	0.5		ug/L	
OU3	K6-18	8/25/21	DUP	1,1,1-Trichloroethane	<	0.5		ug/L	
OU3	K6-18	8/25/21	DUP	1,1,2-Trichloroethane	<	0.5		ug/L	
OU3	K6-18	8/25/21	DUP	1,1,2,2-Tetrachloroethane	<	0.5		ug/L	
OU3	K6-18	8/25/21	DUP	1,2-Dichlorobenzene	<	0.5		ug/L	
OU3	K6-18	8/25/21	DUP	1,2-Dichloroethane	<	0.5		ug/L	
OU3	K6-18	8/25/21	DUP	1,2-Dichloroethene (total)	<	1		ug/L	
OU3	K6-18	8/25/21	DUP	1,2-Dichloropropane	<	0.5		ug/L	
OU3	K6-18	8/25/21	DUP	1,3-Dichlorobenzene	<	0.5		ug/L	
OU3	K6-18	8/25/21	DUP	1,4-Dichlorobenzene	<	0.5		ug/L	
OU3	K6-18	8/25/21	DUP	2-Chloroethylvinylether	<	1		ug/L	
OU3	K6-18	8/25/21	DUP	Bromodichloromethane	<	0.5		ug/L	
OU3	K6-18	8/25/21	DUP	Bromoform	<	0.5		ug/L	
OU3	K6-18	8/25/21	DUP	Bromomethane	<	0.5		ug/L	
OU3	K6-18	8/25/21	DUP	Carbon tetrachloride	<	0.5		ug/L	
OU3	K6-18	8/25/21	DUP	Chlorobenzene	<	0.5		ug/L	
OU3	K6-18	8/25/21	DUP	Chloroethane	<	0.5		ug/L	
OU3	K6-18	8/25/21	DUP	Chloroform	<	0.5		ug/L	
OU3	K6-18	8/25/21	DUP	Chloromethane	<	0.5		ug/L	
OU3	K6-18	8/25/21	DUP	cis-1,2-Dichloroethene	<	0.5		ug/L	
OU3	K6-18	8/25/21	DUP	cis-1,3-Dichloropropene	<	0.5		ug/L	
OU3	K6-18	8/25/21	DUP	Dibromochloromethane	<	0.5		ug/L	
OU3	K6-18	8/25/21	DUP	Dichlorodifluoromethane	<	0.5		ug/L	
OU3	K6-18	8/25/21	DUP	Methylene chloride	<	0.5		ug/L	
OU3	K6-18	8/25/21	DUP	Tetrachloroethene	<	0.5		ug/L	
OU3	K6-18	8/25/21	DUP	trans-1,2-Dichloroethene	<	0.5		ug/L	
OU3	K6-18	8/25/21	DUP	trans-1,3-Dichloropropene	<	0.5		ug/L	
OU3	K6-18	8/25/21	DUP	Trichloroethene		0.77		ug/L	
OU3	K6-18	8/25/21	DUP	Trichlorofluoromethane	<	0.5		ug/L	
OU3	K6-18	8/25/21	DUP	Trichlorotrifluoroethane	<	0.5		ug/L	
OU3	K6-18	8/25/21	DUP	Vinyl chloride	<	0.5		ug/L	
OU3	K6-18	8/25/21	DUP	Tritium	<	100	7.6	pCi/L	
OU3	K6-19	2/23/21		Uranium 234 and 233 (in activity)		2.01	0.326	pCi/L	
OU3	K6-19	2/23/21		Uranium 235 and 236 (in activity)	<	0.1	0.0528	pCi/L	
OU3	K6-19	2/23/21		Uranium 238 (in activity)		1.47	0.259	pCi/L	
OU3	K6-19	2/23/21		Beryllium	<	0.0005		mg/L	
OU3	K6-19	2/23/21		Mercury	<	0.0002		mg/L	
OU3	K6-19	2/23/21		Nitrate (as NO3)		5.3		mg/L	D
OU3	K6-19	2/23/21		Perchlorate	<	4		ug/L	
OU3	K6-19	2/23/21		1,2-Dichlorobenzene	<	0.3		ug/L	
OU3	K6-19	2/23/21		1,3-Dichlorobenzene	<	0.3		ug/L	
OU3	K6-19	2/23/21		1,4-Dichlorobenzene	<	0.3		ug/L	
OU3	K6-19	2/23/21		Benzene	<	0.4		ug/L	
OU3	K6-19	2/23/21		Chlorobenzene	<	0.3		ug/L	
OU3	K6-19	2/23/21		Ethylbenzene	<	0.3		ug/L	
OU3	K6-19	2/23/21		m- and p-Xylene Isomers	<	0.4		ug/L	
OU3	K6-19	2/23/21		o-Xylene	<	0.4		ug/L	
OU3	K6-19	2/23/21		Toluene	<	0.3		ug/L	
OU3	K6-19	2/23/21		Total Xylene Isomers	<	0.4		ug/L	
OU3	K6-19	2/23/21		1,1-Dichloroethane	<	0.5		ug/L	
OU3	K6-19	2/23/21		1,1-Dichloroethene	<	0.5		ug/L	
OU3	K6-19	2/23/21		1,1,1-Trichloroethane	<	0.5		ug/L	
OU3	K6-19	2/23/21		1,1,2-Trichloroethane	<	0.5		ug/L	
OU3	K6-19	2/23/21		1,1,2,2-Tetrachloroethane	<	0.5		ug/L	

Attachment 1. Table 1. Groundwater analytical data, Site 300, 2021.

OU	Location	Date	Sample Type	Parameter	LOS Indicator	Result	Error	Units	QA Flag
OU3	K6-19	2/23/21		1,2-Dichlorobenzene	<	0.5		ug/L	
OU3	K6-19	2/23/21		1,2-Dichloroethane	<	0.5		ug/L	
OU3	K6-19	2/23/21		1,2-Dichloroethene (total)	<	1		ug/L	
OU3	K6-19	2/23/21		1,2-Dichloropropane	<	0.5		ug/L	
OU3	K6-19	2/23/21		1,3-Dichlorobenzene	<	0.5		ug/L	
OU3	K6-19	2/23/21		1,4-Dichlorobenzene	<	0.5		ug/L	
OU3	K6-19	2/23/21		2-Chloroethylvinylether	<	10		ug/L	
OU3	K6-19	2/23/21		Bromodichloromethane	<	0.5		ug/L	
OU3	K6-19	2/23/21		Bromoform	<	0.5		ug/L	
OU3	K6-19	2/23/21		Bromomethane	<	1		ug/L	
OU3	K6-19	2/23/21		Carbon tetrachloride	<	0.5		ug/L	
OU3	K6-19	2/23/21		Chlorobenzene	<	0.5		ug/L	
OU3	K6-19	2/23/21		Chloroethane	<	0.5		ug/L	
OU3	K6-19	2/23/21		Chloroform	<	0.5		ug/L	
OU3	K6-19	2/23/21		Chloromethane	<	0.5		ug/L	
OU3	K6-19	2/23/21		cis-1,2-Dichloroethene	<	0.5		ug/L	
OU3	K6-19	2/23/21		cis-1,3-Dichloropropene	<	0.5		ug/L	
OU3	K6-19	2/23/21		Dibromochloromethane	<	0.5		ug/L	
OU3	K6-19	2/23/21		Dichlorodifluoromethane	<	0.5		ug/L	
OU3	K6-19	2/23/21		Methylene chloride	<	1		ug/L	
OU3	K6-19	2/23/21		Tetrachloroethene	<	0.5		ug/L	
OU3	K6-19	2/23/21		trans-1,2-Dichloroethene	<	0.5		ug/L	
OU3	K6-19	2/23/21		trans-1,3-Dichloropropene	<	0.5		ug/L	
OU3	K6-19	2/23/21		Trichloroethene		3.2		ug/L	
OU3	K6-19	2/23/21		Trichlorofluoromethane	<	0.5		ug/L	
OU3	K6-19	2/23/21		Trichlorotrifluoroethane	<	0.5		ug/L	
OU3	K6-19	2/23/21		Vinyl chloride	<	0.5		ug/L	
OU3	K6-19	2/23/21		Gross alpha	<	2	1.86	pCi/L	L
OU3	K6-19	2/23/21		Gross beta		7.72	1.86	pCi/L	
OU3	K6-19	2/23/21		Tritium	<	100	65.4	pCi/L	
OU3	K6-19	2/23/21		Total dissolved solids (TDS)		770		mg/L	D
OU3	K6-19	4/27/21		Uranium 234 and 233 (in activity)		2.93	0.347	pCi/L	
OU3	K6-19	4/27/21		Uranium 235 and 236 (in activity)	<	0.1	0.0428	pCi/L	
OU3	K6-19	4/27/21		Uranium 238 (in activity)		1.73	0.227	pCi/L	
OU3	K6-19	4/27/21		Gross alpha		2.53	1.79	pCi/L	
OU3	K6-19	4/27/21		Gross beta		6.89	1.7	pCi/L	
OU3	K6-19	4/27/21		Field Oxidation Potential (Eh)		-80		mVolts	
OU3	K6-19	4/27/21		Field pH		7.35		Units	
OU3	K6-19	4/27/21		Field Specific Conductance		1287		umhos/cm	
OU3	K6-19	4/27/21		Field Temperature		20.9		Degrees C	
OU3	K6-19	8/30/21		Uranium 234 and 233 (in activity)		2.21	0.235	pCi/L	
OU3	K6-19	8/30/21		Uranium 235 and 236 (in activity)		0.123	0.0423	pCi/L	
OU3	K6-19	8/30/21		Uranium 238 (in activity)		1.46	0.168	pCi/L	
OU3	K6-19	8/30/21		1,1-Dichloroethane	<	0.5		ug/L	
OU3	K6-19	8/30/21		1,1-Dichloroethene	<	0.5		ug/L	
OU3	K6-19	8/30/21		1,1,1-Trichloroethane	<	0.5		ug/L	
OU3	K6-19	8/30/21		1,1,2-Trichloroethane	<	0.5		ug/L	
OU3	K6-19	8/30/21		1,1,2,2-Tetrachloroethane	<	0.5		ug/L	
OU3	K6-19	8/30/21		1,2-Dichlorobenzene	<	0.5		ug/L	
OU3	K6-19	8/30/21		1,2-Dichloroethane	<	0.5		ug/L	
OU3	K6-19	8/30/21		1,2-Dichloroethene (total)	<	1		ug/L	
OU3	K6-19	8/30/21		1,2-Dichloropropane	<	0.5		ug/L	
OU3	K6-19	8/30/21		1,3-Dichlorobenzene	<	0.5		ug/L	
OU3	K6-19	8/30/21		1,4-Dichlorobenzene	<	0.5		ug/L	
OU3	K6-19	8/30/21		2-Chloroethylvinylether	<	10		ug/L	
OU3	K6-19	8/30/21		Bromodichloromethane	<	0.5		ug/L	
OU3	K6-19	8/30/21		Bromoform	<	0.5		ug/L	
OU3	K6-19	8/30/21		Bromomethane	<	1		ug/L	
OU3	K6-19	8/30/21		Carbon tetrachloride	<	0.5		ug/L	
OU3	K6-19	8/30/21		Chlorobenzene	<	0.5		ug/L	
OU3	K6-19	8/30/21		Chloroethane	<	0.5		ug/L	
OU3	K6-19	8/30/21		Chloroform	<	0.5		ug/L	
OU3	K6-19	8/30/21		Chloromethane	<	0.5		ug/L	
OU3	K6-19	8/30/21		cis-1,2-Dichloroethene	<	0.5		ug/L	E
OU3	K6-19	8/30/21		cis-1,3-Dichloropropene	<	0.5		ug/L	
OU3	K6-19	8/30/21		Dibromochloromethane	<	0.5		ug/L	

Attachment 1. Table 1. Groundwater analytical data, Site 300, 2021.

OU	Location	Date	Sample Type	Parameter	LOS Indicator	Result	Error	Units	QA Flag
OU3	K6-19	8/30/21		Dichlorodifluoromethane	<	0.5		ug/L	
OU3	K6-19	8/30/21		Methylene chloride	<	1		ug/L	
OU3	K6-19	8/30/21		Tetrachloroethene	<	0.5		ug/L	E
OU3	K6-19	8/30/21		trans-1,2-Dichloroethene	<	0.5		ug/L	
OU3	K6-19	8/30/21		trans-1,3-Dichloropropene	<	0.5		ug/L	
OU3	K6-19	8/30/21		Trichloroethene		1.6		ug/L	
OU3	K6-19	8/30/21		Trichlorofluoromethane	<	0.5		ug/L	
OU3	K6-19	8/30/21		Trichlorotrifluoroethane	<	0.5		ug/L	
OU3	K6-19	8/30/21		Vinyl chloride	<	0.5		ug/L	
OU3	K6-19	8/30/21		Gross alpha		3.17	1.99	pCi/L	
OU3	K6-19	8/30/21		Gross beta		7.66	1.8	pCi/L	
OU3	K6-19	8/30/21		Tritium	<	100	71.3	pCi/L	
OU3	K6-19	8/30/21		Field Oxidation Potential (Eh)		-41		mVolts	
OU3	K6-19	8/30/21		Field pH		7.84		Units	
OU3	K6-19	8/30/21		Field Specific Conductance		1310		umhos/cm	
OU3	K6-19	8/30/21		Field Temperature		23.5		Degrees C	
OU3	K6-19	10/4/21		Uranium 234 and 233 (in activity)		2.08	0.285	pCi/L	
OU3	K6-19	10/4/21		Uranium 235 and 236 (in activity)	<	0.1	0.0449	pCi/L	
OU3	K6-19	10/4/21		Uranium 238 (in activity)		1.23	0.192	pCi/L	
OU3	K6-19	10/4/21		Gross alpha		3.64	1.77	pCi/L	L
OU3	K6-19	10/4/21		Gross beta		8.81	2.07	pCi/L	
OU3	K6-19	10/4/21		Field Oxidation Potential (Eh)		-77		mVolts	
OU3	K6-19	10/4/21		Field pH		7.65		Units	
OU3	K6-19	10/4/21		Field Specific Conductance		1258		umhos/cm	
OU3	K6-19	10/4/21		Field Temperature		22.1		Degrees C	
OU3	K6-22	3/3/21		Nitrate (as NO3)	<	1		mg/L	D
OU3	K6-22	3/3/21		Perchlorate	<	4		ug/L	
OU3	K6-22	3/3/21		1,1-Dichloroethane	<	0.5		ug/L	
OU3	K6-22	3/3/21		1,1-Dichloroethene	<	0.5		ug/L	
OU3	K6-22	3/3/21		1,1,1-Trichloroethane	<	0.5		ug/L	
OU3	K6-22	3/3/21		1,1,2-Trichloroethane	<	0.5		ug/L	
OU3	K6-22	3/3/21		1,1,2,2-Tetrachloroethane	<	0.5		ug/L	
OU3	K6-22	3/3/21		1,2-Dichlorobenzene	<	0.5		ug/L	
OU3	K6-22	3/3/21		1,2-Dichloroethane	<	0.5		ug/L	
OU3	K6-22	3/3/21		1,2-Dichloroethene (total)	<	1		ug/L	
OU3	K6-22	3/3/21		1,2-Dichloropropane	<	0.5		ug/L	
OU3	K6-22	3/3/21		1,3-Dichlorobenzene	<	0.5		ug/L	
OU3	K6-22	3/3/21		1,4-Dichlorobenzene	<	0.5		ug/L	
OU3	K6-22	3/3/21		2-Chloroethylvinylether	<	1		ug/L	L
OU3	K6-22	3/3/21		Bromodichloromethane	<	0.5		ug/L	
OU3	K6-22	3/3/21		Bromoform	<	0.5		ug/L	
OU3	K6-22	3/3/21		Bromomethane	<	0.5		ug/L	
OU3	K6-22	3/3/21		Carbon tetrachloride	<	0.5		ug/L	
OU3	K6-22	3/3/21		Chlorobenzene	<	0.5		ug/L	
OU3	K6-22	3/3/21		Chloroethane	<	0.5		ug/L	
OU3	K6-22	3/3/21		Chloroform	<	0.5		ug/L	
OU3	K6-22	3/3/21		Chloromethane	<	0.5		ug/L	
OU3	K6-22	3/3/21		cis-1,2-Dichloroethene	<	0.5		ug/L	
OU3	K6-22	3/3/21		cis-1,3-Dichloropropene	<	0.5		ug/L	
OU3	K6-22	3/3/21		Dibromochloromethane	<	0.5		ug/L	
OU3	K6-22	3/3/21		Dichlorodifluoromethane	<	0.5		ug/L	
OU3	K6-22	3/3/21		Methylene chloride	<	0.5		ug/L	
OU3	K6-22	3/3/21		Tetrachloroethene	<	0.5		ug/L	
OU3	K6-22	3/3/21		trans-1,2-Dichloroethene	<	0.5		ug/L	
OU3	K6-22	3/3/21		trans-1,3-Dichloropropene	<	0.5		ug/L	
OU3	K6-22	3/3/21		Trichloroethene	<	0.5		ug/L	
OU3	K6-22	3/3/21		Trichlorofluoromethane	<	0.5		ug/L	
OU3	K6-22	3/3/21		Trichlorotrifluoroethane	<	0.5		ug/L	
OU3	K6-22	3/3/21		Vinyl chloride	<	0.5		ug/L	
OU3	K6-22	3/3/21		Tritium		100	70.8	pCi/L	
OU3	K6-22	3/3/21		Field Oxidation Potential (Eh)		175		mVolts	
OU3	K6-22	3/3/21		Field pH		5.31		Units	
OU3	K6-22	3/3/21		Field Specific Conductance		3073		umhos/cm	
OU3	K6-22	3/3/21		Field Temperature		20		Degrees C	
OU3	K6-23	3/1/21		Nitrate (as NO3)		210		mg/L	D
OU3	K6-23	3/1/21		Perchlorate	<	40		ug/L	D

Attachment 1. Table 1. Groundwater analytical data, Site 300, 2021.

OU	Location	Date	Sample Type	Parameter	LOS Indicator	Result	Error	Units	QA Flag
OU3	K6-23	3/1/21		1,1-Dichloroethane	<	0.5		ug/L	
OU3	K6-23	3/1/21		1,1-Dichloroethene	<	0.5		ug/L	
OU3	K6-23	3/1/21		1,1,1-Trichloroethane	<	0.5		ug/L	
OU3	K6-23	3/1/21		1,1,2-Trichloroethane	<	0.5		ug/L	
OU3	K6-23	3/1/21		1,1,2,2-Tetrachloroethane	<	0.5		ug/L	
OU3	K6-23	3/1/21		1,2-Dichlorobenzene	<	0.5		ug/L	
OU3	K6-23	3/1/21		1,2-Dichloroethane	<	0.5		ug/L	
OU3	K6-23	3/1/21		1,2-Dichloroethene (total)	<	1		ug/L	
OU3	K6-23	3/1/21		1,2-Dichloropropane	<	0.5		ug/L	
OU3	K6-23	3/1/21		1,3-Dichlorobenzene	<	0.5		ug/L	
OU3	K6-23	3/1/21		1,4-Dichlorobenzene	<	0.5		ug/L	
OU3	K6-23	3/1/21		2-Chloroethylvinylether	<	1		ug/L	
OU3	K6-23	3/1/21		Bromodichloromethane	<	0.5		ug/L	
OU3	K6-23	3/1/21		Bromoform	<	0.5		ug/L	
OU3	K6-23	3/1/21		Bromomethane	<	0.5		ug/L	
OU3	K6-23	3/1/21		Carbon tetrachloride	<	0.5		ug/L	
OU3	K6-23	3/1/21		Chlorobenzene	<	0.5		ug/L	
OU3	K6-23	3/1/21		Chloroethane	<	0.5		ug/L	
OU3	K6-23	3/1/21		Chloroform	<	0.5		ug/L	
OU3	K6-23	3/1/21		Chloromethane	<	0.5		ug/L	
OU3	K6-23	3/1/21		cis-1,2-Dichloroethene	<	0.5		ug/L	
OU3	K6-23	3/1/21		cis-1,3-Dichloropropene	<	0.5		ug/L	
OU3	K6-23	3/1/21		Dibromochloromethane	<	0.5		ug/L	
OU3	K6-23	3/1/21		Dichlorodifluoromethane	<	0.5		ug/L	
OU3	K6-23	3/1/21		Methylene chloride	<	0.5		ug/L	
OU3	K6-23	3/1/21		Tetrachloroethene	<	0.5		ug/L	
OU3	K6-23	3/1/21		trans-1,2-Dichloroethene	<	0.5		ug/L	
OU3	K6-23	3/1/21		trans-1,3-Dichloropropene	<	0.5		ug/L	
OU3	K6-23	3/1/21		Trichloroethene	<	0.5		ug/L	
OU3	K6-23	3/1/21		Trichlorofluoromethane	<	0.5		ug/L	
OU3	K6-23	3/1/21		Trichlorotrifluoroethane	<	0.5		ug/L	
OU3	K6-23	3/1/21		Vinyl chloride	<	0.5		ug/L	
OU3	K6-23	3/1/21		Tritium	<	100	65.9	pCi/L	
OU3	K6-23	3/1/21		Field Oxidation Potential (Eh)		260		mVolts	
OU3	K6-23	3/1/21		Field pH		7.53		Units	
OU3	K6-23	3/1/21		Field Specific Conductance		9059		umhos/cm	
OU3	K6-23	3/1/21		Field Temperature		19.1		Degrees C	
OU3	K6-23	3/1/21		Fecal Coliform	<	1.8		MPN/100mL	
OU3	K6-23	3/1/21		Total Coliform	<	1.8		MPN/100mL	
OU3	K6-23	8/26/21		Nitrate (as NO3)		200		mg/L	D
OU3	K6-23	8/26/21		1,1-Dichloroethane	<	0.5		ug/L	
OU3	K6-23	8/26/21		1,1-Dichloroethene	<	0.5		ug/L	
OU3	K6-23	8/26/21		1,1,1-Trichloroethane	<	0.5		ug/L	
OU3	K6-23	8/26/21		1,1,2-Trichloroethane	<	0.5		ug/L	
OU3	K6-23	8/26/21		1,1,2,2-Tetrachloroethane	<	0.5		ug/L	
OU3	K6-23	8/26/21		1,2-Dichlorobenzene	<	0.5		ug/L	
OU3	K6-23	8/26/21		1,2-Dichloroethane	<	0.5		ug/L	
OU3	K6-23	8/26/21		1,2-Dichloroethene (total)	<	1		ug/L	
OU3	K6-23	8/26/21		1,2-Dichloropropane	<	0.5		ug/L	
OU3	K6-23	8/26/21		1,3-Dichlorobenzene	<	0.5		ug/L	
OU3	K6-23	8/26/21		1,4-Dichlorobenzene	<	0.5		ug/L	
OU3	K6-23	8/26/21		2-Chloroethylvinylether	<	1		ug/L	
OU3	K6-23	8/26/21		Bromodichloromethane	<	0.5		ug/L	
OU3	K6-23	8/26/21		Bromoform	<	0.5		ug/L	
OU3	K6-23	8/26/21		Bromomethane	<	0.5		ug/L	
OU3	K6-23	8/26/21		Carbon tetrachloride	<	0.5		ug/L	
OU3	K6-23	8/26/21		Chlorobenzene	<	0.5		ug/L	
OU3	K6-23	8/26/21		Chloroethane	<	0.5		ug/L	
OU3	K6-23	8/26/21		Chloroform	<	0.5		ug/L	
OU3	K6-23	8/26/21		Chloromethane	<	0.5		ug/L	
OU3	K6-23	8/26/21		cis-1,2-Dichloroethene	<	0.5		ug/L	
OU3	K6-23	8/26/21		cis-1,3-Dichloropropene	<	0.5		ug/L	
OU3	K6-23	8/26/21		Dibromochloromethane	<	0.5		ug/L	
OU3	K6-23	8/26/21		Dichlorodifluoromethane	<	0.5		ug/L	
OU3	K6-23	8/26/21		Methylene chloride	<	0.5		ug/L	
OU3	K6-23	8/26/21		Tetrachloroethene	<	0.5		ug/L	

Attachment 1. Table 1. Groundwater analytical data, Site 300, 2021.

OU	Location	Date	Sample Type	Parameter	LOS Indicator	Result	Error	Units	QA Flag
OU3	K6-23	8/26/21		trans-1,2-Dichloroethene	<	0.5		ug/L	
OU3	K6-23	8/26/21		trans-1,3-Dichloropropene	<	0.5		ug/L	
OU3	K6-23	8/26/21		Trichloroethene		0.58		ug/L	
OU3	K6-23	8/26/21		Trichlorofluoromethane	<	0.5		ug/L	
OU3	K6-23	8/26/21		Trichlorotrifluoroethane	<	0.5		ug/L	
OU3	K6-23	8/26/21		Vinyl chloride	<	0.5		ug/L	
OU3	K6-23	8/26/21		Tritium	<	100	65.9	pCi/L	
OU3	K6-23	8/26/21		Field Oxidation Potential (Eh)		22		mVolts	
OU3	K6-23	8/26/21		Field pH		6.93		Units	
OU3	K6-23	8/26/21		Field Specific Conductance		8934		umhos/cm	
OU3	K6-23	8/26/21		Field Temperature		23.1		Degrees C	
OU3	K6-23	8/26/21		Fecal Coliform	<	1.8		MPN/100mL	
OU3	K6-23	8/26/21		Total Coliform	<	1.8		MPN/100mL	
OU3	K6-23	9/16/21		1,1-Dichloroethane	<	0.5		ug/L	
OU3	K6-23	9/16/21		1,1-Dichloroethene	<	0.5		ug/L	
OU3	K6-23	9/16/21		1,1,1-Trichloroethane	<	0.5		ug/L	
OU3	K6-23	9/16/21		1,1,2-Trichloroethane	<	0.5		ug/L	
OU3	K6-23	9/16/21		1,1,2,2-Tetrachloroethane	<	0.5		ug/L	
OU3	K6-23	9/16/21		1,2-Dichlorobenzene	<	0.5		ug/L	
OU3	K6-23	9/16/21		1,2-Dichloroethane	<	0.5		ug/L	
OU3	K6-23	9/16/21		1,2-Dichloroethene (total)	<	1		ug/L	
OU3	K6-23	9/16/21		1,2-Dichloropropane	<	0.5		ug/L	
OU3	K6-23	9/16/21		1,3-Dichlorobenzene	<	0.5		ug/L	
OU3	K6-23	9/16/21		1,4-Dichlorobenzene	<	0.5		ug/L	
OU3	K6-23	9/16/21		2-Chloroethylvinylether	<	10		ug/L	
OU3	K6-23	9/16/21		Bromodichloromethane	<	0.5		ug/L	
OU3	K6-23	9/16/21		Bromoform	<	0.5		ug/L	
OU3	K6-23	9/16/21		Bromomethane	<	1		ug/L	
OU3	K6-23	9/16/21		Carbon tetrachloride	<	0.5		ug/L	
OU3	K6-23	9/16/21		Chlorobenzene	<	0.5		ug/L	
OU3	K6-23	9/16/21		Chloroethane	<	0.5		ug/L	
OU3	K6-23	9/16/21		Chloroform	<	0.5		ug/L	
OU3	K6-23	9/16/21		Chloromethane	<	0.5		ug/L	
OU3	K6-23	9/16/21		cis-1,2-Dichloroethene	<	0.5		ug/L	
OU3	K6-23	9/16/21		cis-1,3-Dichloropropene	<	0.5		ug/L	
OU3	K6-23	9/16/21		Dibromochloromethane	<	0.5		ug/L	
OU3	K6-23	9/16/21		Dichlorodifluoromethane	<	0.5		ug/L	
OU3	K6-23	9/16/21		Methylene chloride	<	1		ug/L	
OU3	K6-23	9/16/21		Tetrachloroethene	<	0.5		ug/L	
OU3	K6-23	9/16/21		trans-1,2-Dichloroethene	<	0.5		ug/L	
OU3	K6-23	9/16/21		trans-1,3-Dichloropropene	<	0.5		ug/L	
OU3	K6-23	9/16/21		Trichloroethene	<	0.5		ug/L	
OU3	K6-23	9/16/21		Trichlorofluoromethane	<	0.5		ug/L	
OU3	K6-23	9/16/21		Trichlorotrifluoroethane	<	0.5		ug/L	
OU3	K6-23	9/16/21		Vinyl chloride	<	0.5		ug/L	
OU3	K6-23	9/16/21		Field Oxidation Potential (Eh)		187		mVolts	
OU3	K6-23	9/16/21		Field pH		7.47		Units	
OU3	K6-23	9/16/21		Field Specific Conductance		9101		umhos/cm	
OU3	K6-23	9/16/21		Field Temperature		21.1		Degrees C	
OU3	K6-24	3/1/21		Nitrate (as NO3)		14		mg/L	
OU3	K6-24	3/1/21		Perchlorate	<	4		ug/L	
OU3	K6-24	3/1/21		1,1-Dichloroethane	<	0.5		ug/L	
OU3	K6-24	3/1/21		1,1-Dichloroethene	<	0.5		ug/L	
OU3	K6-24	3/1/21		1,1,1-Trichloroethane	<	0.5		ug/L	
OU3	K6-24	3/1/21		1,1,2-Trichloroethane	<	0.5		ug/L	
OU3	K6-24	3/1/21		1,1,2,2-Tetrachloroethane	<	0.5		ug/L	
OU3	K6-24	3/1/21		1,2-Dichlorobenzene	<	0.5		ug/L	
OU3	K6-24	3/1/21		1,2-Dichloroethane	<	0.5		ug/L	
OU3	K6-24	3/1/21		1,2-Dichloroethene (total)	<	1		ug/L	
OU3	K6-24	3/1/21		1,2-Dichloropropane	<	0.5		ug/L	
OU3	K6-24	3/1/21		1,3-Dichlorobenzene	<	0.5		ug/L	
OU3	K6-24	3/1/21		1,4-Dichlorobenzene	<	0.5		ug/L	
OU3	K6-24	3/1/21		2-Chloroethylvinylether	<	1		ug/L	
OU3	K6-24	3/1/21		Bromodichloromethane	<	0.5		ug/L	
OU3	K6-24	3/1/21		Bromoform	<	0.5		ug/L	
OU3	K6-24	3/1/21		Bromomethane	<	0.5		ug/L	

Attachment 1. Table 1. Groundwater analytical data, Site 300, 2021.

OU	Location	Date	Sample Type	Parameter	LOS Indicator	Result	Error	Units	QA Flag
OU3	K6-24	3/1/21		Carbon tetrachloride	<	0.5		ug/L	
OU3	K6-24	3/1/21		Chlorobenzene	<	0.5		ug/L	
OU3	K6-24	3/1/21		Chloroethane	<	0.5		ug/L	
OU3	K6-24	3/1/21		Chloroform	<	0.5		ug/L	
OU3	K6-24	3/1/21		Chloromethane	<	0.5		ug/L	
OU3	K6-24	3/1/21		cis-1,2-Dichloroethene	<	0.5		ug/L	
OU3	K6-24	3/1/21		cis-1,3-Dichloropropene	<	0.5		ug/L	
OU3	K6-24	3/1/21		Dibromochloromethane	<	0.5		ug/L	
OU3	K6-24	3/1/21		Dichlorodifluoromethane	<	0.5		ug/L	
OU3	K6-24	3/1/21		Methylene chloride	<	0.5		ug/L	
OU3	K6-24	3/1/21		Tetrachloroethene	<	0.5		ug/L	
OU3	K6-24	3/1/21		trans-1,2-Dichloroethene	<	0.5		ug/L	
OU3	K6-24	3/1/21		trans-1,3-Dichloropropene	<	0.5		ug/L	
OU3	K6-24	3/1/21		Trichloroethene	<	0.5		ug/L	
OU3	K6-24	3/1/21		Trichlorofluoromethane	<	0.5		ug/L	
OU3	K6-24	3/1/21		Trichlorotrifluoroethane	<	0.5		ug/L	
OU3	K6-24	3/1/21		Vinyl chloride	<	0.5		ug/L	
OU3	K6-24	3/1/21		Tritium	<	100	59.1	pCi/L	
OU3	K6-24	3/1/21		Field Oxidation Potential (Eh)		150		mVolts	
OU3	K6-24	3/1/21		Field pH		8.33		Units	
OU3	K6-24	3/1/21		Field Specific Conductance		335.2		umhos/cm	
OU3	K6-24	3/1/21		Field Temperature		20.1		Degrees C	
OU3	K6-24	8/16/21		1,1-Dichloroethane	<	0.5		ug/L	
OU3	K6-24	8/16/21		1,1-Dichloroethene	<	0.5		ug/L	
OU3	K6-24	8/16/21		1,1,1-Trichloroethane	<	0.5		ug/L	
OU3	K6-24	8/16/21		1,1,2-Trichloroethane	<	0.5		ug/L	
OU3	K6-24	8/16/21		1,1,2,2-Tetrachloroethane	<	0.5		ug/L	
OU3	K6-24	8/16/21		1,2-Dichlorobenzene	<	0.5		ug/L	
OU3	K6-24	8/16/21		1,2-Dichloroethane	<	0.5		ug/L	
OU3	K6-24	8/16/21		1,2-Dichloroethene (total)	<	1		ug/L	
OU3	K6-24	8/16/21		1,2-Dichloropropane	<	0.5		ug/L	
OU3	K6-24	8/16/21		1,3-Dichlorobenzene	<	0.5		ug/L	
OU3	K6-24	8/16/21		1,4-Dichlorobenzene	<	0.5		ug/L	
OU3	K6-24	8/16/21		2-Chloroethylvinylether	<	10		ug/L	
OU3	K6-24	8/16/21		Bromodichloromethane	<	0.5		ug/L	
OU3	K6-24	8/16/21		Bromoform	<	0.5		ug/L	
OU3	K6-24	8/16/21		Bromomethane	<	1		ug/L	
OU3	K6-24	8/16/21		Carbon tetrachloride	<	0.5		ug/L	
OU3	K6-24	8/16/21		Chlorobenzene	<	0.5		ug/L	
OU3	K6-24	8/16/21		Chloroethane	<	0.5		ug/L	
OU3	K6-24	8/16/21		Chloroform	<	0.5		ug/L	
OU3	K6-24	8/16/21		Chloromethane	<	0.5		ug/L	
OU3	K6-24	8/16/21		cis-1,2-Dichloroethene	<	0.5		ug/L	
OU3	K6-24	8/16/21		cis-1,3-Dichloropropene	<	0.5		ug/L	
OU3	K6-24	8/16/21		Dibromochloromethane	<	0.5		ug/L	
OU3	K6-24	8/16/21		Dichlorodifluoromethane	<	0.5		ug/L	
OU3	K6-24	8/16/21		Methylene chloride	<	1		ug/L	
OU3	K6-24	8/16/21		Tetrachloroethene	<	0.5		ug/L	
OU3	K6-24	8/16/21		trans-1,2-Dichloroethene	<	0.5		ug/L	
OU3	K6-24	8/16/21		trans-1,3-Dichloropropene	<	0.5		ug/L	
OU3	K6-24	8/16/21		Trichloroethene	<	0.5		ug/L	
OU3	K6-24	8/16/21		Trichlorofluoromethane	<	0.5		ug/L	
OU3	K6-24	8/16/21		Trichlorotrifluoroethane	<	0.5		ug/L	
OU3	K6-24	8/16/21		Vinyl chloride	<	0.5		ug/L	
OU3	K6-24	8/16/21		Tritium		106	70.4	pCi/L	
OU3	K6-24	8/16/21		Field Oxidation Potential (Eh)		81		mVolts	
OU3	K6-24	8/16/21		Field pH		7.54		Units	
OU3	K6-24	8/16/21		Field Specific Conductance		555.6		umhos/cm	
OU3	K6-24	8/16/21		Field Temperature		25.4		Degrees C	
OU3	K6-25	3/3/21		Nitrate (as NO3)	<	1		mg/L	
OU3	K6-25	3/3/21		Perchlorate	<	4		ug/L	
OU3	K6-25	3/3/21		1,1-Dichloroethane	<	0.5		ug/L	
OU3	K6-25	3/3/21		1,1-Dichloroethene	<	0.5		ug/L	
OU3	K6-25	3/3/21		1,1,1-Trichloroethane	<	0.5		ug/L	
OU3	K6-25	3/3/21		1,1,2-Trichloroethane	<	0.5		ug/L	
OU3	K6-25	3/3/21		1,1,2,2-Tetrachloroethane	<	0.5		ug/L	

Attachment 1. Table 1. Groundwater analytical data, Site 300, 2021.

OU	Location	Date	Sample Type	Parameter	LOS Indicator	Result	Error	Units	QA Flag
OU3	K6-25	3/3/21		1,2-Dichlorobenzene	<	0.5		ug/L	
OU3	K6-25	3/3/21		1,2-Dichloroethane	<	0.5		ug/L	
OU3	K6-25	3/3/21		1,2-Dichloroethene (total)	<	1		ug/L	
OU3	K6-25	3/3/21		1,2-Dichloropropane	<	0.5		ug/L	
OU3	K6-25	3/3/21		1,3-Dichlorobenzene	<	0.5		ug/L	
OU3	K6-25	3/3/21		1,4-Dichlorobenzene	<	0.5		ug/L	
OU3	K6-25	3/3/21		2-Chloroethylvinylether	<	1		ug/L	L
OU3	K6-25	3/3/21		Bromodichloromethane	<	0.5		ug/L	
OU3	K6-25	3/3/21		Bromoform	<	0.5		ug/L	
OU3	K6-25	3/3/21		Bromomethane	<	0.5		ug/L	
OU3	K6-25	3/3/21		Carbon tetrachloride	<	0.5		ug/L	
OU3	K6-25	3/3/21		Chlorobenzene	<	0.5		ug/L	
OU3	K6-25	3/3/21		Chloroethane	<	0.5		ug/L	
OU3	K6-25	3/3/21		Chloroform	<	0.5		ug/L	
OU3	K6-25	3/3/21		Chloromethane	<	0.5		ug/L	
OU3	K6-25	3/3/21		cis-1,2-Dichloroethene	<	0.5		ug/L	
OU3	K6-25	3/3/21		cis-1,3-Dichloropropene	<	0.5		ug/L	
OU3	K6-25	3/3/21		Dibromochloromethane	<	0.5		ug/L	
OU3	K6-25	3/3/21		Dichlorodifluoromethane	<	0.5		ug/L	
OU3	K6-25	3/3/21		Methylene chloride	<	0.5		ug/L	
OU3	K6-25	3/3/21		Tetrachloroethene	<	0.5		ug/L	
OU3	K6-25	3/3/21		trans-1,2-Dichloroethene	<	0.5		ug/L	
OU3	K6-25	3/3/21		trans-1,3-Dichloropropene	<	0.5		ug/L	
OU3	K6-25	3/3/21		Trichloroethene	<	0.5		ug/L	
OU3	K6-25	3/3/21		Trichlorofluoromethane	<	0.5		ug/L	
OU3	K6-25	3/3/21		Trichlorotrifluoroethane	<	0.5		ug/L	
OU3	K6-25	3/3/21		Vinyl chloride	<	0.5		ug/L	
OU3	K6-25	3/3/21		Tritium	<	100	61.2	pCi/L	
OU3	K6-25	3/3/21		Field Oxidation Potential (Eh)		-107		mVolts	
OU3	K6-25	3/3/21		Field pH		8.07		Units	
OU3	K6-25	3/3/21		Field Specific Conductance		1690		umhos/cm	
OU3	K6-25	3/3/21		Field Temperature		21.8		Degrees C	
OU3	K6-25	8/25/21		1,1-Dichloroethane	<	0.5		ug/L	
OU3	K6-25	8/25/21		1,1-Dichloroethene	<	0.5		ug/L	
OU3	K6-25	8/25/21		1,1,1-Trichloroethane	<	0.5		ug/L	
OU3	K6-25	8/25/21		1,1,2-Trichloroethane	<	0.5		ug/L	
OU3	K6-25	8/25/21		1,1,2,2-Tetrachloroethane	<	0.5		ug/L	
OU3	K6-25	8/25/21		1,2-Dichlorobenzene	<	0.5		ug/L	
OU3	K6-25	8/25/21		1,2-Dichloroethane	<	0.5		ug/L	
OU3	K6-25	8/25/21		1,2-Dichloroethene (total)	<	1		ug/L	
OU3	K6-25	8/25/21		1,2-Dichloropropane	<	0.5		ug/L	
OU3	K6-25	8/25/21		1,3-Dichlorobenzene	<	0.5		ug/L	
OU3	K6-25	8/25/21		1,4-Dichlorobenzene	<	0.5		ug/L	
OU3	K6-25	8/25/21		2-Chloroethylvinylether	<	1		ug/L	
OU3	K6-25	8/25/21		Bromodichloromethane	<	0.5		ug/L	
OU3	K6-25	8/25/21		Bromoform	<	0.5		ug/L	
OU3	K6-25	8/25/21		Bromomethane	<	0.5		ug/L	
OU3	K6-25	8/25/21		Carbon tetrachloride	<	0.5		ug/L	
OU3	K6-25	8/25/21		Chlorobenzene	<	0.5		ug/L	
OU3	K6-25	8/25/21		Chloroethane	<	0.5		ug/L	
OU3	K6-25	8/25/21		Chloroform	<	0.5		ug/L	
OU3	K6-25	8/25/21		Chloromethane	<	0.5		ug/L	
OU3	K6-25	8/25/21		cis-1,2-Dichloroethene	<	0.5		ug/L	
OU3	K6-25	8/25/21		cis-1,3-Dichloropropene	<	0.5		ug/L	
OU3	K6-25	8/25/21		Dibromochloromethane	<	0.5		ug/L	
OU3	K6-25	8/25/21		Dichlorodifluoromethane	<	0.5		ug/L	
OU3	K6-25	8/25/21		Methylene chloride	<	0.5		ug/L	
OU3	K6-25	8/25/21		Tetrachloroethene	<	0.5		ug/L	
OU3	K6-25	8/25/21		trans-1,2-Dichloroethene	<	0.5		ug/L	
OU3	K6-25	8/25/21		trans-1,3-Dichloropropene	<	0.5		ug/L	
OU3	K6-25	8/25/21		Trichloroethene	<	0.5		ug/L	
OU3	K6-25	8/25/21		Trichlorofluoromethane	<	0.5		ug/L	
OU3	K6-25	8/25/21		Trichlorotrifluoroethane	<	0.5		ug/L	
OU3	K6-25	8/25/21		Vinyl chloride	<	0.5		ug/L	
OU3	K6-25	8/25/21		Tritium	<	100	55.7	pCi/L	
OU3	K6-25	8/25/21		Field Oxidation Potential (Eh)		-205		mVolts	

Attachment 1. Table 1. Groundwater analytical data, Site 300, 2021.

OU	Location	Date	Sample Type	Parameter	LOS Indicator	Result	Error	Units	QA Flag
OU3	K6-25	8/25/21		Field pH		7.88		Units	
OU3	K6-25	8/25/21		Field Specific Conductance		1607		umhos/cm	
OU3	K6-25	8/25/21		Field Temperature		23.1		Degrees C	
OU3	K6-26	3/2/21		Nitrate (as NO3)	<	1		mg/L	
OU3	K6-26	3/2/21		Perchlorate	<	4		ug/L	
OU3	K6-26	3/2/21		1,1-Dichloroethane	<	0.5		ug/L	
OU3	K6-26	3/2/21		1,1-Dichloroethene	<	0.5		ug/L	
OU3	K6-26	3/2/21		1,1,1-Trichloroethane	<	0.5		ug/L	
OU3	K6-26	3/2/21		1,1,2-Trichloroethane	<	0.5		ug/L	
OU3	K6-26	3/2/21		1,1,2,2-Tetrachloroethane	<	0.5		ug/L	
OU3	K6-26	3/2/21		1,2-Dichlorobenzene	<	0.5		ug/L	
OU3	K6-26	3/2/21		1,2-Dichloroethane	<	0.5		ug/L	
OU3	K6-26	3/2/21		1,2-Dichloroethene (total)	<	1		ug/L	
OU3	K6-26	3/2/21		1,2-Dichloropropane	<	0.5		ug/L	
OU3	K6-26	3/2/21		1,3-Dichlorobenzene	<	0.5		ug/L	
OU3	K6-26	3/2/21		1,4-Dichlorobenzene	<	0.5		ug/L	
OU3	K6-26	3/2/21		2-Chloroethylvinylether	<	1		ug/L	
OU3	K6-26	3/2/21		Bromodichloromethane	<	0.5		ug/L	
OU3	K6-26	3/2/21		Bromoform	<	0.5		ug/L	
OU3	K6-26	3/2/21		Bromomethane	<	0.5		ug/L	
OU3	K6-26	3/2/21		Carbon tetrachloride	<	0.5		ug/L	
OU3	K6-26	3/2/21		Chlorobenzene	<	0.5		ug/L	
OU3	K6-26	3/2/21		Chloroethane	<	0.5		ug/L	
OU3	K6-26	3/2/21		Chloroform	<	0.5		ug/L	
OU3	K6-26	3/2/21		Chloromethane	<	0.5		ug/L	
OU3	K6-26	3/2/21		cis-1,2-Dichloroethene	<	0.5		ug/L	
OU3	K6-26	3/2/21		cis-1,3-Dichloropropene	<	0.5		ug/L	
OU3	K6-26	3/2/21		Dibromochloromethane	<	0.5		ug/L	
OU3	K6-26	3/2/21		Dichlorodifluoromethane	<	0.5		ug/L	
OU3	K6-26	3/2/21		Methylene chloride	<	0.5		ug/L	
OU3	K6-26	3/2/21		Tetrachloroethene	<	0.5		ug/L	
OU3	K6-26	3/2/21		trans-1,2-Dichloroethene	<	0.5		ug/L	
OU3	K6-26	3/2/21		trans-1,3-Dichloropropene	<	0.5		ug/L	
OU3	K6-26	3/2/21		Trichloroethene	<	0.5		ug/L	
OU3	K6-26	3/2/21		Trichlorofluoromethane	<	0.5		ug/L	
OU3	K6-26	3/2/21		Trichlorotrifluoroethane	<	0.5		ug/L	
OU3	K6-26	3/2/21		Vinyl chloride	<	0.5		ug/L	
OU3	K6-26	3/2/21		Tritium	<	100	62.2	pCi/L	
OU3	K6-26	3/2/21		Field Oxidation Potential (Eh)		-8		mVolts	
OU3	K6-26	3/2/21		Field pH		8.21		Units	
OU3	K6-26	3/2/21		Field Specific Conductance		1169		umhos/cm	
OU3	K6-26	3/2/21		Field Temperature		20		Degrees C	
OU3	K6-26	8/16/21		1,1-Dichloroethane	<	0.5		ug/L	
OU3	K6-26	8/16/21		1,1-Dichloroethene	<	0.5		ug/L	
OU3	K6-26	8/16/21		1,1,1-Trichloroethane	<	0.5		ug/L	
OU3	K6-26	8/16/21		1,1,2-Trichloroethane	<	0.5		ug/L	
OU3	K6-26	8/16/21		1,1,2,2-Tetrachloroethane	<	0.5		ug/L	
OU3	K6-26	8/16/21		1,2-Dichlorobenzene	<	0.5		ug/L	
OU3	K6-26	8/16/21		1,2-Dichloroethane	<	0.5		ug/L	
OU3	K6-26	8/16/21		1,2-Dichloroethene (total)	<	1		ug/L	
OU3	K6-26	8/16/21		1,2-Dichloropropane	<	0.5		ug/L	
OU3	K6-26	8/16/21		1,3-Dichlorobenzene	<	0.5		ug/L	
OU3	K6-26	8/16/21		1,4-Dichlorobenzene	<	0.5		ug/L	
OU3	K6-26	8/16/21		2-Chloroethylvinylether	<	10		ug/L	
OU3	K6-26	8/16/21		Bromodichloromethane	<	0.5		ug/L	
OU3	K6-26	8/16/21		Bromoform	<	0.5		ug/L	
OU3	K6-26	8/16/21		Bromomethane	<	1		ug/L	
OU3	K6-26	8/16/21		Carbon tetrachloride	<	0.5		ug/L	
OU3	K6-26	8/16/21		Chlorobenzene	<	0.5		ug/L	
OU3	K6-26	8/16/21		Chloroethane	<	0.5		ug/L	
OU3	K6-26	8/16/21		Chloroform	<	0.5		ug/L	
OU3	K6-26	8/16/21		Chloromethane	<	0.5		ug/L	
OU3	K6-26	8/16/21		cis-1,2-Dichloroethene	<	0.5		ug/L	
OU3	K6-26	8/16/21		cis-1,3-Dichloropropene	<	0.5		ug/L	
OU3	K6-26	8/16/21		Dibromochloromethane	<	0.5		ug/L	
OU3	K6-26	8/16/21		Dichlorodifluoromethane	<	0.5		ug/L	

Attachment 1. Table 1. Groundwater analytical data, Site 300, 2021.

OU	Location	Date	Sample Type	Parameter	LOS Indicator	Result	Error	Units	QA Flag
OU3	K6-26	8/16/21		Methylene chloride	<	1		ug/L	
OU3	K6-26	8/16/21		Tetrachloroethene	<	0.5		ug/L	
OU3	K6-26	8/16/21		trans-1,2-Dichloroethene	<	0.5		ug/L	
OU3	K6-26	8/16/21		trans-1,3-Dichloropropene	<	0.5		ug/L	
OU3	K6-26	8/16/21		Trichloroethene	<	0.5		ug/L	
OU3	K6-26	8/16/21		Trichlorofluoromethane	<	0.5		ug/L	
OU3	K6-26	8/16/21		Trichlorotrifluoroethane	<	0.5		ug/L	
OU3	K6-26	8/16/21		Vinyl chloride	<	0.5		ug/L	
OU3	K6-26	8/16/21		Tritium	<	100	57.6	pCi/L	
OU3	K6-26	8/16/21		Field Oxidation Potential (Eh)		269		mVolts	
OU3	K6-26	8/16/21		Field pH		7.85		Units	
OU3	K6-26	8/16/21		Field Specific Conductance		1180		umhos/cm	
OU3	K6-26	8/16/21		Field Temperature		25.4		Degrees C	
OU3	K6-32	3/2/21		Nitrate (as NO3)		1.8		mg/L	
OU3	K6-32	3/2/21		Perchlorate	<	4		ug/L	
OU3	K6-32	3/2/21		1,1-Dichloroethane	<	0.5		ug/L	
OU3	K6-32	3/2/21		1,1-Dichloroethene	<	0.5		ug/L	
OU3	K6-32	3/2/21		1,1,1-Trichloroethane	<	0.5		ug/L	
OU3	K6-32	3/2/21		1,1,2-Trichloroethane	<	0.5		ug/L	
OU3	K6-32	3/2/21		1,1,2,2-Tetrachloroethane	<	0.5		ug/L	
OU3	K6-32	3/2/21		1,2-Dichlorobenzene	<	0.5		ug/L	
OU3	K6-32	3/2/21		1,2-Dichloroethane	<	0.5		ug/L	
OU3	K6-32	3/2/21		1,2-Dichloroethene (total)	<	1		ug/L	
OU3	K6-32	3/2/21		1,2-Dichloropropane	<	0.5		ug/L	
OU3	K6-32	3/2/21		1,3-Dichlorobenzene	<	0.5		ug/L	
OU3	K6-32	3/2/21		1,4-Dichlorobenzene	<	0.5		ug/L	
OU3	K6-32	3/2/21		2-Chloroethylvinylether	<	1		ug/L	
OU3	K6-32	3/2/21		Bromodichloromethane	<	0.5		ug/L	
OU3	K6-32	3/2/21		Bromoform	<	0.5		ug/L	
OU3	K6-32	3/2/21		Bromomethane	<	0.5		ug/L	
OU3	K6-32	3/2/21		Carbon tetrachloride	<	0.5		ug/L	
OU3	K6-32	3/2/21		Chlorobenzene	<	0.5		ug/L	
OU3	K6-32	3/2/21		Chloroethane	<	0.5		ug/L	
OU3	K6-32	3/2/21		Chloroform	<	0.5		ug/L	
OU3	K6-32	3/2/21		Chloromethane	<	0.5		ug/L	
OU3	K6-32	3/2/21		cis-1,2-Dichloroethene	<	0.5		ug/L	
OU3	K6-32	3/2/21		cis-1,3-Dichloropropene	<	0.5		ug/L	
OU3	K6-32	3/2/21		Dibromochloromethane	<	0.5		ug/L	
OU3	K6-32	3/2/21		Dichlorodifluoromethane	<	0.5		ug/L	
OU3	K6-32	3/2/21		Methylene chloride	<	0.5		ug/L	
OU3	K6-32	3/2/21		Tetrachloroethene	<	0.5		ug/L	
OU3	K6-32	3/2/21		trans-1,2-Dichloroethene	<	0.5		ug/L	
OU3	K6-32	3/2/21		trans-1,3-Dichloropropene	<	0.5		ug/L	
OU3	K6-32	3/2/21		Trichloroethene	<	0.5		ug/L	
OU3	K6-32	3/2/21		Trichlorofluoromethane	<	0.5		ug/L	
OU3	K6-32	3/2/21		Trichlorotrifluoroethane	<	0.5		ug/L	
OU3	K6-32	3/2/21		Vinyl chloride	<	0.5		ug/L	
OU3	K6-32	3/2/21		Tritium	<	100	57.6	pCi/L	
OU3	K6-32	3/2/21		Field Oxidation Potential (Eh)		155		mVolts	
OU3	K6-32	3/2/21		Field pH		8.01		Units	
OU3	K6-32	3/2/21		Field Specific Conductance		1038		umhos/cm	
OU3	K6-32	3/2/21		Field Temperature		19		Degrees C	
OU3	K6-32	8/24/21		1,1-Dichloroethane	<	0.5		ug/L	
OU3	K6-32	8/24/21		1,1-Dichloroethene	<	0.5		ug/L	
OU3	K6-32	8/24/21		1,1,1-Trichloroethane	<	0.5		ug/L	
OU3	K6-32	8/24/21		1,1,2-Trichloroethane	<	0.5		ug/L	
OU3	K6-32	8/24/21		1,1,2,2-Tetrachloroethane	<	0.5		ug/L	
OU3	K6-32	8/24/21		1,2-Dichlorobenzene	<	0.5		ug/L	
OU3	K6-32	8/24/21		1,2-Dichloroethane	<	0.5		ug/L	
OU3	K6-32	8/24/21		1,2-Dichloroethene (total)	<	1		ug/L	
OU3	K6-32	8/24/21		1,2-Dichloropropane	<	0.5		ug/L	
OU3	K6-32	8/24/21		1,3-Dichlorobenzene	<	0.5		ug/L	
OU3	K6-32	8/24/21		1,4-Dichlorobenzene	<	0.5		ug/L	
OU3	K6-32	8/24/21		2-Chloroethylvinylether	<	1		ug/L	
OU3	K6-32	8/24/21		Bromodichloromethane	<	0.5		ug/L	
OU3	K6-32	8/24/21		Bromoform	<	0.5		ug/L	

Attachment 1. Table 1. Groundwater analytical data, Site 300, 2021.

OU	Location	Date	Sample Type	Parameter	LOS Indicator	Result	Error	Units	QA Flag
OU3	K6-32	8/24/21		Bromomethane	<	0.5		ug/L	
OU3	K6-32	8/24/21		Carbon tetrachloride	<	0.5		ug/L	
OU3	K6-32	8/24/21		Chlorobenzene	<	0.5		ug/L	
OU3	K6-32	8/24/21		Chloroethane	<	0.5		ug/L	
OU3	K6-32	8/24/21		Chloroform	<	0.5		ug/L	
OU3	K6-32	8/24/21		Chloromethane	<	0.5		ug/L	
OU3	K6-32	8/24/21		cis-1,2-Dichloroethene	<	0.5		ug/L	
OU3	K6-32	8/24/21		cis-1,3-Dichloropropene	<	0.5		ug/L	
OU3	K6-32	8/24/21		Dibromochloromethane	<	0.5		ug/L	
OU3	K6-32	8/24/21		Dichlorodifluoromethane	<	0.5		ug/L	
OU3	K6-32	8/24/21		Methylene chloride	<	0.5		ug/L	
OU3	K6-32	8/24/21		Tetrachloroethene	<	0.5		ug/L	
OU3	K6-32	8/24/21		trans-1,2-Dichloroethene	<	0.5		ug/L	
OU3	K6-32	8/24/21		trans-1,3-Dichloropropene	<	0.5		ug/L	
OU3	K6-32	8/24/21		Trichloroethene	<	0.5		ug/L	
OU3	K6-32	8/24/21		Trichlorofluoromethane	<	0.5		ug/L	
OU3	K6-32	8/24/21		Trichlorotrifluoroethane	<	0.5		ug/L	
OU3	K6-32	8/24/21		Vinyl chloride	<	0.5		ug/L	
OU3	K6-32	8/24/21		Tritium	<	100	59.1	pCi/L	
OU3	K6-32	8/24/21		Field Oxidation Potential (Eh)		-48		mVolts	
OU3	K6-32	8/24/21		Field pH		7.49		Units	
OU3	K6-32	8/24/21		Field Specific Conductance		1038		umhos/cm	
OU3	K6-32	8/24/21		Field Temperature		21.8		Degrees C	
OU3	K6-33	3/1/21		Nitrate (as NO3)	<	1		mg/L	
OU3	K6-33	3/1/21		Perchlorate	<	4		ug/L	
OU3	K6-33	3/1/21		1,1-Dichloroethane	<	0.5		ug/L	
OU3	K6-33	3/1/21		1,1-Dichloroethene	<	0.5		ug/L	
OU3	K6-33	3/1/21		1,1,1-Trichloroethane	<	0.5		ug/L	
OU3	K6-33	3/1/21		1,1,2-Trichloroethane	<	0.5		ug/L	
OU3	K6-33	3/1/21		1,1,2,2-Tetrachloroethane	<	0.5		ug/L	
OU3	K6-33	3/1/21		1,2-Dichlorobenzene	<	0.5		ug/L	
OU3	K6-33	3/1/21		1,2-Dichloroethane	<	0.5		ug/L	
OU3	K6-33	3/1/21		1,2-Dichloroethene (total)	<	1		ug/L	
OU3	K6-33	3/1/21		1,2-Dichloropropane	<	0.5		ug/L	
OU3	K6-33	3/1/21		1,3-Dichlorobenzene	<	0.5		ug/L	
OU3	K6-33	3/1/21		1,4-Dichlorobenzene	<	0.5		ug/L	
OU3	K6-33	3/1/21		2-Chloroethylvinylether	<	1		ug/L	
OU3	K6-33	3/1/21		Bromodichloromethane	<	0.5		ug/L	
OU3	K6-33	3/1/21		Bromoform	<	0.5		ug/L	
OU3	K6-33	3/1/21		Bromomethane	<	0.5		ug/L	
OU3	K6-33	3/1/21		Carbon tetrachloride	<	0.5		ug/L	
OU3	K6-33	3/1/21		Chlorobenzene	<	0.5		ug/L	
OU3	K6-33	3/1/21		Chloroethane	<	0.5		ug/L	
OU3	K6-33	3/1/21		Chloroform	<	0.5		ug/L	
OU3	K6-33	3/1/21		Chloromethane	<	0.5		ug/L	
OU3	K6-33	3/1/21		cis-1,2-Dichloroethene	<	0.5		ug/L	
OU3	K6-33	3/1/21		cis-1,3-Dichloropropene	<	0.5		ug/L	
OU3	K6-33	3/1/21		Dibromochloromethane	<	0.5		ug/L	
OU3	K6-33	3/1/21		Dichlorodifluoromethane	<	0.5		ug/L	
OU3	K6-33	3/1/21		Methylene chloride	<	0.5		ug/L	
OU3	K6-33	3/1/21		Tetrachloroethene	<	0.5		ug/L	
OU3	K6-33	3/1/21		trans-1,2-Dichloroethene	<	0.5		ug/L	
OU3	K6-33	3/1/21		trans-1,3-Dichloropropene	<	0.5		ug/L	
OU3	K6-33	3/1/21		Trichloroethene	<	0.5		ug/L	
OU3	K6-33	3/1/21		Trichlorofluoromethane	<	0.5		ug/L	
OU3	K6-33	3/1/21		Trichlorotrifluoroethane	<	0.5		ug/L	
OU3	K6-33	3/1/21		Vinyl chloride	<	0.5		ug/L	
OU3	K6-33	3/1/21		Tritium		114	69	pCi/L	
OU3	K6-33	3/1/21		Field Oxidation Potential (Eh)		214		mVolts	
OU3	K6-33	3/1/21		Field pH		8.01		Units	
OU3	K6-33	3/1/21		Field Specific Conductance		1244		umhos/cm	
OU3	K6-33	3/1/21		Field Temperature		19.5		Degrees C	
OU3	K6-33	8/26/21		1,1-Dichloroethane	<	0.5		ug/L	
OU3	K6-33	8/26/21		1,1-Dichloroethene	<	0.5		ug/L	
OU3	K6-33	8/26/21		1,1,1-Trichloroethane	<	0.5		ug/L	
OU3	K6-33	8/26/21		1,1,2-Trichloroethane	<	0.5		ug/L	

Attachment 1. Table 1. Groundwater analytical data, Site 300, 2021.

OU	Location	Date	Sample Type	Parameter	LOS Indicator	Result	Error	Units	QA Flag
OU3	K6-33	8/26/21		1,1,2,2-Tetrachloroethane	<	0.5		ug/L	
OU3	K6-33	8/26/21		1,2-Dichlorobenzene	<	0.5		ug/L	
OU3	K6-33	8/26/21		1,2-Dichloroethane	<	0.5		ug/L	
OU3	K6-33	8/26/21		1,2-Dichloroethene (total)	<	1		ug/L	
OU3	K6-33	8/26/21		1,2-Dichloropropane	<	0.5		ug/L	
OU3	K6-33	8/26/21		1,3-Dichlorobenzene	<	0.5		ug/L	
OU3	K6-33	8/26/21		1,4-Dichlorobenzene	<	0.5		ug/L	
OU3	K6-33	8/26/21		2-Chloroethylvinylether	<	1		ug/L	
OU3	K6-33	8/26/21		Bromodichloromethane	<	0.5		ug/L	
OU3	K6-33	8/26/21		Bromoform	<	0.5		ug/L	
OU3	K6-33	8/26/21		Bromomethane	<	0.5		ug/L	
OU3	K6-33	8/26/21		Carbon tetrachloride	<	0.5		ug/L	
OU3	K6-33	8/26/21		Chlorobenzene	<	0.5		ug/L	
OU3	K6-33	8/26/21		Chloroethane	<	0.5		ug/L	
OU3	K6-33	8/26/21		Chloroform	<	0.5		ug/L	
OU3	K6-33	8/26/21		Chloromethane	<	0.5		ug/L	
OU3	K6-33	8/26/21		cis-1,2-Dichloroethene	<	0.5		ug/L	
OU3	K6-33	8/26/21		cis-1,3-Dichloropropene	<	0.5		ug/L	
OU3	K6-33	8/26/21		Dibromochloromethane	<	0.5		ug/L	
OU3	K6-33	8/26/21		Dichlorodifluoromethane	<	0.5		ug/L	
OU3	K6-33	8/26/21		Methylene chloride	<	0.5		ug/L	
OU3	K6-33	8/26/21		Tetrachloroethene	<	0.5		ug/L	
OU3	K6-33	8/26/21		trans-1,2-Dichloroethene	<	0.5		ug/L	
OU3	K6-33	8/26/21		trans-1,3-Dichloropropene	<	0.5		ug/L	
OU3	K6-33	8/26/21		Trichloroethene		0.87		ug/L	
OU3	K6-33	8/26/21		Trichlorofluoromethane	<	0.5		ug/L	
OU3	K6-33	8/26/21		Trichlorotrifluoroethane	<	0.5		ug/L	
OU3	K6-33	8/26/21		Vinyl chloride	<	0.5		ug/L	
OU3	K6-33	8/26/21		Tritium		137	73.9	pCi/L	
OU3	K6-33	8/26/21		Field Oxidation Potential (Eh)		49		mVolts	
OU3	K6-33	8/26/21		Field pH		6.92		Units	
OU3	K6-33	8/26/21		Field Specific Conductance		1743		umhos/cm	
OU3	K6-33	8/26/21		Field Temperature		22.9		Degrees C	
OU3	K6-33	9/16/21		1,1-Dichloroethane	<	0.5		ug/L	
OU3	K6-33	9/16/21		1,1-Dichloroethene	<	0.5		ug/L	
OU3	K6-33	9/16/21		1,1,1-Trichloroethane	<	0.5		ug/L	
OU3	K6-33	9/16/21		1,1,2-Trichloroethane	<	0.5		ug/L	
OU3	K6-33	9/16/21		1,1,2,2-Tetrachloroethane	<	0.5		ug/L	
OU3	K6-33	9/16/21		1,2-Dichlorobenzene	<	0.5		ug/L	
OU3	K6-33	9/16/21		1,2-Dichloroethane	<	0.5		ug/L	
OU3	K6-33	9/16/21		1,2-Dichloroethene (total)	<	1		ug/L	
OU3	K6-33	9/16/21		1,2-Dichloropropane	<	0.5		ug/L	
OU3	K6-33	9/16/21		1,3-Dichlorobenzene	<	0.5		ug/L	
OU3	K6-33	9/16/21		1,4-Dichlorobenzene	<	0.5		ug/L	
OU3	K6-33	9/16/21		2-Chloroethylvinylether	<	10		ug/L	
OU3	K6-33	9/16/21		Bromodichloromethane	<	0.5		ug/L	
OU3	K6-33	9/16/21		Bromoform	<	0.5		ug/L	
OU3	K6-33	9/16/21		Bromomethane	<	1		ug/L	
OU3	K6-33	9/16/21		Carbon tetrachloride	<	0.5		ug/L	
OU3	K6-33	9/16/21		Chlorobenzene	<	0.5		ug/L	
OU3	K6-33	9/16/21		Chloroethane	<	0.5		ug/L	
OU3	K6-33	9/16/21		Chloroform	<	0.5		ug/L	
OU3	K6-33	9/16/21		Chloromethane	<	0.5		ug/L	
OU3	K6-33	9/16/21		cis-1,2-Dichloroethene	<	0.5		ug/L	
OU3	K6-33	9/16/21		cis-1,3-Dichloropropene	<	0.5		ug/L	
OU3	K6-33	9/16/21		Dibromochloromethane	<	0.5		ug/L	
OU3	K6-33	9/16/21		Dichlorodifluoromethane	<	0.5		ug/L	
OU3	K6-33	9/16/21		Methylene chloride	<	1		ug/L	
OU3	K6-33	9/16/21		Tetrachloroethene	<	0.5		ug/L	
OU3	K6-33	9/16/21		trans-1,2-Dichloroethene	<	0.5		ug/L	
OU3	K6-33	9/16/21		trans-1,3-Dichloropropene	<	0.5		ug/L	
OU3	K6-33	9/16/21		Trichloroethene	<	0.5		ug/L	
OU3	K6-33	9/16/21		Trichlorofluoromethane	<	0.5		ug/L	
OU3	K6-33	9/16/21		Trichlorotrifluoroethane	<	0.5		ug/L	
OU3	K6-33	9/16/21		Vinyl chloride	<	0.5		ug/L	
OU3	K6-33	9/16/21		Field Oxidation Potential (Eh)		131		mVolts	

Attachment 1. Table 1. Groundwater analytical data, Site 300, 2021.

OU	Location	Date	Sample Type	Parameter	LOS Indicator	Result	Error	Units	QA Flag
OU3	K6-33	9/16/21		Field pH		8.19		Units	
OU3	K6-33	9/16/21		Field Specific Conductance		1246		umhos/cm	
OU3	K6-33	9/16/21		Field Temperature		21.2		Degrees C	
OU3	K6-34	3/1/21		Nitrate (as NO3)	<	1		mg/L	
OU3	K6-34	3/1/21		Perchlorate	<	4		ug/L	
OU3	K6-34	3/1/21		1,1-Dichloroethane	<	0.5		ug/L	
OU3	K6-34	3/1/21		1,1-Dichloroethene	<	0.5		ug/L	
OU3	K6-34	3/1/21		1,1,1-Trichloroethane	<	0.5		ug/L	
OU3	K6-34	3/1/21		1,1,2-Trichloroethane	<	0.5		ug/L	
OU3	K6-34	3/1/21		1,1,2,2-Tetrachloroethane	<	0.5		ug/L	
OU3	K6-34	3/1/21		1,2-Dichlorobenzene	<	0.5		ug/L	
OU3	K6-34	3/1/21		1,2-Dichloroethane	<	0.5		ug/L	
OU3	K6-34	3/1/21		1,2-Dichloroethene (total)	<	1		ug/L	
OU3	K6-34	3/1/21		1,2-Dichloropropane	<	0.5		ug/L	
OU3	K6-34	3/1/21		1,3-Dichlorobenzene	<	0.5		ug/L	
OU3	K6-34	3/1/21		1,4-Dichlorobenzene	<	0.5		ug/L	
OU3	K6-34	3/1/21		2-Chloroethylvinylether	<	1		ug/L	
OU3	K6-34	3/1/21		Bromodichloromethane	<	0.5		ug/L	
OU3	K6-34	3/1/21		Bromoform	<	0.5		ug/L	
OU3	K6-34	3/1/21		Bromomethane	<	0.5		ug/L	
OU3	K6-34	3/1/21		Carbon tetrachloride	<	0.5		ug/L	
OU3	K6-34	3/1/21		Chlorobenzene	<	0.5		ug/L	
OU3	K6-34	3/1/21		Chloroethane	<	0.5		ug/L	
OU3	K6-34	3/1/21		Chloroform	<	0.5		ug/L	
OU3	K6-34	3/1/21		Chloromethane	<	0.5		ug/L	
OU3	K6-34	3/1/21		cis-1,2-Dichloroethene	<	0.5		ug/L	
OU3	K6-34	3/1/21		cis-1,3-Dichloropropene	<	0.5		ug/L	
OU3	K6-34	3/1/21		Dibromochloromethane	<	0.5		ug/L	
OU3	K6-34	3/1/21		Dichlorodifluoromethane	<	0.5		ug/L	
OU3	K6-34	3/1/21		Methylene chloride	<	0.5		ug/L	
OU3	K6-34	3/1/21		Tetrachloroethene	<	0.5		ug/L	
OU3	K6-34	3/1/21		trans-1,2-Dichloroethene	<	0.5		ug/L	
OU3	K6-34	3/1/21		trans-1,3-Dichloropropene	<	0.5		ug/L	
OU3	K6-34	3/1/21		Trichloroethene	<	0.5		ug/L	
OU3	K6-34	3/1/21		Trichlorofluoromethane	<	0.5		ug/L	
OU3	K6-34	3/1/21		Trichlorotrifluoroethane	<	0.5		ug/L	
OU3	K6-34	3/1/21		Vinyl chloride	<	0.5		ug/L	
OU3	K6-34	3/1/21		Tritium	<	100	58.3	pCi/L	
OU3	K6-34	3/1/21		Field Oxidation Potential (Eh)		70		mVolts	
OU3	K6-34	3/1/21		Field pH		8.04		Units	
OU3	K6-34	3/1/21		Field Specific Conductance		1120		umhos/cm	
OU3	K6-34	3/1/21		Field Temperature		20		Degrees C	
OU3	K6-34	4/27/21		1,1-Dichloroethane	<	0.5		ug/L	H
OU3	K6-34	4/27/21		1,1-Dichloroethene	<	0.5		ug/L	H
OU3	K6-34	4/27/21		1,1,1-Trichloroethane	<	0.5		ug/L	H
OU3	K6-34	4/27/21		1,1,2-Trichloroethane	<	0.5		ug/L	H
OU3	K6-34	4/27/21		1,1,2,2-Tetrachloroethane	<	0.5		ug/L	H
OU3	K6-34	4/27/21		1,2-Dichlorobenzene	<	0.5		ug/L	H
OU3	K6-34	4/27/21		1,2-Dichloroethane	<	0.5		ug/L	H
OU3	K6-34	4/27/21		1,2-Dichloroethene (total)	<	1		ug/L	H
OU3	K6-34	4/27/21		1,2-Dichloropropane	<	0.5		ug/L	H
OU3	K6-34	4/27/21		1,3-Dichlorobenzene	<	0.5		ug/L	H
OU3	K6-34	4/27/21		1,4-Dichlorobenzene	<	0.5		ug/L	H
OU3	K6-34	4/27/21		2-Chloroethylvinylether	<	1		ug/L	HL
OU3	K6-34	4/27/21		Bromodichloromethane	<	0.5		ug/L	H
OU3	K6-34	4/27/21		Bromoform	<	0.5		ug/L	H
OU3	K6-34	4/27/21		Bromomethane	<	0.5		ug/L	H
OU3	K6-34	4/27/21		Carbon tetrachloride	<	0.5		ug/L	H
OU3	K6-34	4/27/21		Chlorobenzene	<	0.5		ug/L	H
OU3	K6-34	4/27/21		Chloroethane	<	0.5		ug/L	H
OU3	K6-34	4/27/21		Chloroform	<	0.5		ug/L	H
OU3	K6-34	4/27/21		Chloromethane	<	0.5		ug/L	H
OU3	K6-34	4/27/21		cis-1,2-Dichloroethene	<	0.5		ug/L	H
OU3	K6-34	4/27/21		cis-1,3-Dichloropropene	<	0.5		ug/L	H
OU3	K6-34	4/27/21		Dibromochloromethane	<	0.5		ug/L	H
OU3	K6-34	4/27/21		Dichlorodifluoromethane	<	0.5		ug/L	H

Attachment 1. Table 1. Groundwater analytical data, Site 300, 2021.

OU	Location	Date	Sample Type	Parameter	LOS Indicator	Result	Error	Units	QA Flag
OU3	K6-34	4/27/21		Methylene chloride	<	0.5		ug/L	H
OU3	K6-34	4/27/21		Tetrachloroethene	<	0.5		ug/L	H
OU3	K6-34	4/27/21		trans-1,2-Dichloroethene	<	0.5		ug/L	H
OU3	K6-34	4/27/21		trans-1,3-Dichloropropene	<	0.5		ug/L	H
OU3	K6-34	4/27/21		Trichloroethene	<	0.5		ug/L	H
OU3	K6-34	4/27/21		Trichlorofluoromethane	<	0.5		ug/L	H
OU3	K6-34	4/27/21		Trichlorotrifluoroethane	<	0.5		ug/L	H
OU3	K6-34	4/27/21		Vinyl chloride	<	0.5		ug/L	H
OU3	K6-34	4/27/21		Tritium	<	100	58.8	pCi/L	
OU3	K6-34	4/27/21		Field Oxidation Potential (Eh)		-36		mVolts	
OU3	K6-34	4/27/21		Field pH		7.78		Units	
OU3	K6-34	4/27/21		Field Specific Conductance		1132		umhos/cm	
OU3	K6-34	4/27/21		Field Temperature		20.1		Degrees C	
OU3	K6-34	8/26/21		Nitrate (as NO3)	<	1		mg/L	
OU3	K6-34	8/26/21		Perchlorate	<	2		ug/L	
OU3	K6-34	8/26/21		1,1-Dichloroethane	<	0.5		ug/L	H
OU3	K6-34	8/26/21		1,1-Dichloroethene	<	0.5		ug/L	H
OU3	K6-34	8/26/21		1,1,1-Trichloroethane	<	0.5		ug/L	H
OU3	K6-34	8/26/21		1,1,2-Trichloroethane	<	0.5		ug/L	H
OU3	K6-34	8/26/21		1,1,2,2-Tetrachloroethane	<	0.5		ug/L	H
OU3	K6-34	8/26/21		1,2-Dichlorobenzene	<	0.5		ug/L	H
OU3	K6-34	8/26/21		1,2-Dichloroethane	<	0.5		ug/L	H
OU3	K6-34	8/26/21		1,2-Dichloroethene (total)	<	1		ug/L	H
OU3	K6-34	8/26/21		1,2-Dichloropropane	<	0.5		ug/L	H
OU3	K6-34	8/26/21		1,3-Dichlorobenzene	<	0.5		ug/L	H
OU3	K6-34	8/26/21		1,4-Dichlorobenzene	<	0.5		ug/L	H
OU3	K6-34	8/26/21		2-Chloroethylvinylether	<	1		ug/L	H
OU3	K6-34	8/26/21		Bromodichloromethane	<	0.5		ug/L	H
OU3	K6-34	8/26/21		Bromoform	<	0.5		ug/L	H
OU3	K6-34	8/26/21		Bromomethane	<	0.5		ug/L	H
OU3	K6-34	8/26/21		Carbon tetrachloride	<	0.5		ug/L	H
OU3	K6-34	8/26/21		Chlorobenzene	<	0.5		ug/L	H
OU3	K6-34	8/26/21		Chloroethane	<	0.5		ug/L	H
OU3	K6-34	8/26/21		Chloroform	<	0.5		ug/L	H
OU3	K6-34	8/26/21		Chloromethane	<	0.5		ug/L	H
OU3	K6-34	8/26/21		cis-1,2-Dichloroethene	<	0.5		ug/L	H
OU3	K6-34	8/26/21		cis-1,3-Dichloropropene	<	0.5		ug/L	H
OU3	K6-34	8/26/21		Dibromochloromethane	<	0.5		ug/L	H
OU3	K6-34	8/26/21		Dichlorodifluoromethane	<	0.5		ug/L	H
OU3	K6-34	8/26/21		Methylene chloride	<	0.5		ug/L	H
OU3	K6-34	8/26/21		Tetrachloroethene	<	0.5		ug/L	H
OU3	K6-34	8/26/21		trans-1,2-Dichloroethene	<	0.5		ug/L	H
OU3	K6-34	8/26/21		trans-1,3-Dichloropropene	<	0.5		ug/L	H
OU3	K6-34	8/26/21		Trichloroethene	<	0.5		ug/L	H
OU3	K6-34	8/26/21		Trichlorofluoromethane	<	0.5		ug/L	H
OU3	K6-34	8/26/21		Trichlorotrifluoroethane	<	0.5		ug/L	H
OU3	K6-34	8/26/21		Vinyl chloride	<	0.5		ug/L	H
OU3	K6-34	8/26/21		Tritium	<	100	61.4	pCi/L	
OU3	K6-34	8/26/21		Field Oxidation Potential (Eh)		-77		mVolts	
OU3	K6-34	8/26/21		Field pH		7.6		Units	
OU3	K6-34	8/26/21		Field Specific Conductance		1120		umhos/cm	
OU3	K6-34	8/26/21		Field Temperature		23.3		Degrees C	
OU3	K6-34	11/9/21		1,1-Dichloroethane	<	0.5		ug/L	
OU3	K6-34	11/9/21		1,1-Dichloroethene	<	0.5		ug/L	
OU3	K6-34	11/9/21		1,1,1-Trichloroethane	<	0.5		ug/L	
OU3	K6-34	11/9/21		1,1,2-Trichloroethane	<	0.5		ug/L	
OU3	K6-34	11/9/21		1,1,2,2-Tetrachloroethane	<	0.5		ug/L	
OU3	K6-34	11/9/21		1,2-Dichlorobenzene	<	0.5		ug/L	
OU3	K6-34	11/9/21		1,2-Dichloroethane	<	0.5		ug/L	
OU3	K6-34	11/9/21		1,2-Dichloroethene (total)	<	1		ug/L	
OU3	K6-34	11/9/21		1,2-Dichloropropane	<	0.5		ug/L	
OU3	K6-34	11/9/21		1,3-Dichlorobenzene	<	0.5		ug/L	
OU3	K6-34	11/9/21		1,4-Dichlorobenzene	<	0.5		ug/L	
OU3	K6-34	11/9/21		2-Chloroethylvinylether	<	1		ug/L	
OU3	K6-34	11/9/21		Bromodichloromethane	<	0.5		ug/L	
OU3	K6-34	11/9/21		Bromoform	<	0.5		ug/L	

Attachment 1. Table 1. Groundwater analytical data, Site 300, 2021.

OU	Location	Date	Sample Type	Parameter	LOS Indicator	Result	Error	Units	QA Flag
OU3	K6-34	11/9/21		Bromomethane	<	0.5		ug/L	
OU3	K6-34	11/9/21		Carbon tetrachloride	<	0.5		ug/L	
OU3	K6-34	11/9/21		Chlorobenzene	<	0.5		ug/L	
OU3	K6-34	11/9/21		Chloroethane	<	0.5		ug/L	
OU3	K6-34	11/9/21		Chloroform	<	0.5		ug/L	
OU3	K6-34	11/9/21		Chloromethane	<	0.5		ug/L	
OU3	K6-34	11/9/21		cis-1,2-Dichloroethene	<	0.5		ug/L	
OU3	K6-34	11/9/21		cis-1,3-Dichloropropene	<	0.5		ug/L	
OU3	K6-34	11/9/21		Dibromochloromethane	<	0.5		ug/L	
OU3	K6-34	11/9/21		Dichlorodifluoromethane	<	0.5		ug/L	
OU3	K6-34	11/9/21		Methylene chloride	<	0.5		ug/L	
OU3	K6-34	11/9/21		Tetrachloroethene	<	0.5		ug/L	
OU3	K6-34	11/9/21		trans-1,2-Dichloroethene	<	0.5		ug/L	
OU3	K6-34	11/9/21		trans-1,3-Dichloropropene	<	0.5		ug/L	
OU3	K6-34	11/9/21		Trichloroethene	<	0.5		ug/L	
OU3	K6-34	11/9/21		Trichlorofluoromethane	<	0.5		ug/L	
OU3	K6-34	11/9/21		Trichlorotrifluoroethane	<	0.5		ug/L	
OU3	K6-34	11/9/21		Vinyl chloride	<	0.5		ug/L	
OU3	K6-34	11/9/21		Tritium	<	100	62.2	pCi/L	
OU3	K6-34	11/9/21		Field Oxidation Potential (Eh)		-82		mVolts	
OU3	K6-34	11/9/21		Field pH		7.77		Units	
OU3	K6-34	11/9/21		Field Specific Conductance		1029		umhos/cm	
OU3	K6-34	11/9/21		Field Temperature		19.5		Degrees C	
OU3	K6-35	3/2/21		Uranium 234 and 233 (in activity)		0.125	0.0515	pCi/L	
OU3	K6-35	3/2/21		Uranium 235 and 236 (in activity)	<	0.1	0.0293	pCi/L	
OU3	K6-35	3/2/21		Uranium 238 (in activity)	<	0.1	0.0368	pCi/L	
OU3	K6-35	3/2/21		Beryllium	<	0.0005		mg/L	
OU3	K6-35	3/2/21		Mercury	<	0.0002		mg/L	
OU3	K6-35	3/2/21		Nitrate (as NO3)	<	0.5		mg/L	
OU3	K6-35	3/2/21		Perchlorate	<	4		ug/L	
OU3	K6-35	3/2/21		1,2-Dichlorobenzene	<	0.3		ug/L	
OU3	K6-35	3/2/21		1,3-Dichlorobenzene	<	0.3		ug/L	
OU3	K6-35	3/2/21		1,4-Dichlorobenzene	<	0.3		ug/L	
OU3	K6-35	3/2/21		Benzene	<	0.4		ug/L	
OU3	K6-35	3/2/21		Chlorobenzene	<	0.3		ug/L	
OU3	K6-35	3/2/21		Ethylbenzene	<	0.3		ug/L	
OU3	K6-35	3/2/21		m- and p-Xylene Isomers	<	0.4		ug/L	
OU3	K6-35	3/2/21		o-Xylene	<	0.4		ug/L	
OU3	K6-35	3/2/21		Toluene	<	0.3		ug/L	
OU3	K6-35	3/2/21		Total Xylene Isomers	<	0.4		ug/L	
OU3	K6-35	3/2/21		1,1-Dichloroethane	<	0.5		ug/L	
OU3	K6-35	3/2/21		1,1-Dichloroethene	<	0.5		ug/L	
OU3	K6-35	3/2/21		1,1,1-Trichloroethane	<	0.5		ug/L	
OU3	K6-35	3/2/21		1,1,2-Trichloroethane	<	0.5		ug/L	
OU3	K6-35	3/2/21		1,1,2,2-Tetrachloroethane	<	0.5		ug/L	
OU3	K6-35	3/2/21		1,2-Dichlorobenzene	<	0.5		ug/L	
OU3	K6-35	3/2/21		1,2-Dichloroethane	<	0.5		ug/L	
OU3	K6-35	3/2/21		1,2-Dichloroethene (total)	<	1		ug/L	
OU3	K6-35	3/2/21		1,2-Dichloropropane	<	0.5		ug/L	
OU3	K6-35	3/2/21		1,3-Dichlorobenzene	<	0.5		ug/L	
OU3	K6-35	3/2/21		1,4-Dichlorobenzene	<	0.5		ug/L	
OU3	K6-35	3/2/21		2-Chloroethylvinylether	<	10		ug/L	
OU3	K6-35	3/2/21		Bromodichloromethane	<	0.5		ug/L	
OU3	K6-35	3/2/21		Bromoform	<	0.5		ug/L	
OU3	K6-35	3/2/21		Bromomethane	<	1		ug/L	
OU3	K6-35	3/2/21		Carbon tetrachloride	<	0.5		ug/L	
OU3	K6-35	3/2/21		Chlorobenzene	<	0.5		ug/L	
OU3	K6-35	3/2/21		Chloroethane	<	0.5		ug/L	
OU3	K6-35	3/2/21		Chloroform	<	0.5		ug/L	
OU3	K6-35	3/2/21		Chloromethane	<	0.5		ug/L	
OU3	K6-35	3/2/21		cis-1,2-Dichloroethene	<	0.5		ug/L	
OU3	K6-35	3/2/21		cis-1,3-Dichloropropene	<	0.5		ug/L	
OU3	K6-35	3/2/21		Dibromochloromethane	<	0.5		ug/L	
OU3	K6-35	3/2/21		Dichlorodifluoromethane	<	0.5		ug/L	
OU3	K6-35	3/2/21		Methylene chloride	<	1		ug/L	
OU3	K6-35	3/2/21		Tetrachloroethene	<	0.5		ug/L	

Attachment 1. Table 1. Groundwater analytical data, Site 300, 2021.

OU	Location	Date	Sample Type	Parameter	LOS Indicator	Result	Error	Units	QA Flag
OU3	K6-35	3/2/21		trans-1,2-Dichloroethene	<	0.5		ug/L	
OU3	K6-35	3/2/21		trans-1,3-Dichloropropene	<	0.5		ug/L	
OU3	K6-35	3/2/21		Trichloroethene	<	0.5		ug/L	
OU3	K6-35	3/2/21		Trichlorofluoromethane	<	0.5		ug/L	
OU3	K6-35	3/2/21		Trichlorotrifluoroethane	<	0.5		ug/L	
OU3	K6-35	3/2/21		Vinyl chloride	<	0.5		ug/L	
OU3	K6-35	3/2/21		Gross alpha	<	2	1.13	pCi/L	L
OU3	K6-35	3/2/21		Gross beta		7.17	1.61	pCi/L	
OU3	K6-35	3/2/21		Tritium	<	100	59.3	pCi/L	
OU3	K6-35	3/2/21		Field Oxidation Potential (Eh)		47		mVolts	
OU3	K6-35	3/2/21		Field pH		8.12		Units	
OU3	K6-35	3/2/21		Field Specific Conductance		1322		umhos/cm	
OU3	K6-35	3/2/21		Field Temperature		21.1		Degrees C	
OU3	K6-35	3/2/21		Total dissolved solids (TDS)		670		mg/L	D
OU3	K6-35	3/2/21	DUP	Uranium 234 and 233 (in activity)		0.118	0.071	pCi/L	B
OU3	K6-35	3/2/21	DUP	Uranium 235 and 236 (in activity)	<	0.1	0.033	pCi/L	
OU3	K6-35	3/2/21	DUP	Uranium 238 (in activity)	<	0.1	0.057	pCi/L	
OU3	K6-35	3/2/21	DUP	Beryllium	<	0.0005		mg/L	
OU3	K6-35	3/2/21	DUP	Mercury	<	0.0002		mg/L	
OU3	K6-35	3/2/21	DUP	Nitrate (as NO3)	<	0.5		mg/L	
OU3	K6-35	3/2/21	DUP	Perchlorate	<	4		ug/L	
OU3	K6-35	3/2/21	DUP	1,2-Dichlorobenzene	<	0.5		ug/L	
OU3	K6-35	3/2/21	DUP	1,3-Dichlorobenzene	<	0.5		ug/L	
OU3	K6-35	3/2/21	DUP	1,4-Dichlorobenzene	<	0.5		ug/L	
OU3	K6-35	3/2/21	DUP	Benzene	<	0.5		ug/L	
OU3	K6-35	3/2/21	DUP	Chlorobenzene	<	0.5		ug/L	
OU3	K6-35	3/2/21	DUP	Ethylbenzene	<	0.5		ug/L	
OU3	K6-35	3/2/21	DUP	m- and p-Xylene Isomers	<	1		ug/L	
OU3	K6-35	3/2/21	DUP	o-Xylene	<	0.5		ug/L	
OU3	K6-35	3/2/21	DUP	Toluene	<	0.5		ug/L	
OU3	K6-35	3/2/21	DUP	Total Xylene Isomers	<	1.5		ug/L	
OU3	K6-35	3/2/21	DUP	1,1-Dichloroethane	<	0.5		ug/L	
OU3	K6-35	3/2/21	DUP	1,1-Dichloroethene	<	0.5		ug/L	
OU3	K6-35	3/2/21	DUP	1,1,1-Trichloroethane	<	0.5		ug/L	
OU3	K6-35	3/2/21	DUP	1,1,2-Trichloroethane	<	0.5		ug/L	
OU3	K6-35	3/2/21	DUP	1,1,2,2-Tetrachloroethane	<	0.5		ug/L	
OU3	K6-35	3/2/21	DUP	1,2-Dichlorobenzene	<	0.5		ug/L	
OU3	K6-35	3/2/21	DUP	1,2-Dichloroethane	<	0.5		ug/L	
OU3	K6-35	3/2/21	DUP	1,2-Dichloroethene (total)	<	1		ug/L	
OU3	K6-35	3/2/21	DUP	1,2-Dichloropropane	<	0.5		ug/L	
OU3	K6-35	3/2/21	DUP	1,3-Dichlorobenzene	<	0.5		ug/L	
OU3	K6-35	3/2/21	DUP	1,4-Dichlorobenzene	<	0.5		ug/L	
OU3	K6-35	3/2/21	DUP	2-Chloroethylvinylether	<	1		ug/L	
OU3	K6-35	3/2/21	DUP	Bromodichloromethane	<	0.5		ug/L	
OU3	K6-35	3/2/21	DUP	Bromoform	<	0.5		ug/L	
OU3	K6-35	3/2/21	DUP	Bromomethane	<	0.5		ug/L	
OU3	K6-35	3/2/21	DUP	Carbon tetrachloride	<	0.5		ug/L	
OU3	K6-35	3/2/21	DUP	Chlorobenzene	<	0.5		ug/L	
OU3	K6-35	3/2/21	DUP	Chloroethane	<	0.5		ug/L	
OU3	K6-35	3/2/21	DUP	Chloroform	<	0.5		ug/L	
OU3	K6-35	3/2/21	DUP	Chloromethane	<	0.5		ug/L	
OU3	K6-35	3/2/21	DUP	cis-1,2-Dichloroethene	<	0.5		ug/L	
OU3	K6-35	3/2/21	DUP	cis-1,3-Dichloropropene	<	0.5		ug/L	
OU3	K6-35	3/2/21	DUP	Dibromochloromethane	<	0.5		ug/L	
OU3	K6-35	3/2/21	DUP	Dichlorodifluoromethane	<	0.5		ug/L	
OU3	K6-35	3/2/21	DUP	Methylene chloride	<	0.5		ug/L	
OU3	K6-35	3/2/21	DUP	Tetrachloroethene	<	0.5		ug/L	
OU3	K6-35	3/2/21	DUP	trans-1,2-Dichloroethene	<	0.5		ug/L	
OU3	K6-35	3/2/21	DUP	trans-1,3-Dichloropropene	<	0.5		ug/L	
OU3	K6-35	3/2/21	DUP	Trichloroethene	<	0.5		ug/L	
OU3	K6-35	3/2/21	DUP	Trichlorofluoromethane	<	0.5		ug/L	
OU3	K6-35	3/2/21	DUP	Trichlorotrifluoroethane	<	0.5		ug/L	
OU3	K6-35	3/2/21	DUP	Vinyl chloride	<	0.5		ug/L	
OU3	K6-35	3/2/21	DUP	Gross alpha		2.2	2.4	pCi/L	
OU3	K6-35	3/2/21	DUP	Gross beta		5.5	3.9	pCi/L	
OU3	K6-35	3/2/21	DUP	Tritium	<	100	33	pCi/L	

Attachment 1. Table 1. Groundwater analytical data, Site 300, 2021.

OU	Location	Date	Sample Type	Parameter	LOS Indicator	Result	Error	Units	QA Flag
OU3	K6-35	3/2/21	DUP	Total dissolved solids (TDS)		690		mg/L	D
OU3	K6-35	4/27/21		Uranium 234 and 233 (in activity)	<	0.1	0.0428	pCi/L	
OU3	K6-35	4/27/21		Uranium 235 and 236 (in activity)	<	0.1	0.0197	pCi/L	
OU3	K6-35	4/27/21		Uranium 238 (in activity)	<	0.1	0.0312	pCi/L	
OU3	K6-35	4/27/21		Gross alpha	<	2	0.944	pCi/L	
OU3	K6-35	4/27/21		Gross beta		6.31	1.44	pCi/L	
OU3	K6-35	4/27/21		Field Oxidation Potential (Eh)		-220		mVolts	
OU3	K6-35	4/27/21		Field pH		7.77		Units	
OU3	K6-35	4/27/21		Field Specific Conductance		1044		umhos/cm	
OU3	K6-35	4/27/21		Field Temperature		20.4		Degrees C	
OU3	K6-35	8/24/21		Uranium 234 and 233 (in activity)	<	0.1	0.0392	pCi/L	
OU3	K6-35	8/24/21		Uranium 235 and 236 (in activity)	<	0.1	0.0235	pCi/L	
OU3	K6-35	8/24/21		Uranium 238 (in activity)	<	0.1	0.0261	pCi/L	
OU3	K6-35	8/24/21		1,1-Dichloroethane	<	0.5		ug/L	
OU3	K6-35	8/24/21		1,1-Dichloroethene	<	0.5		ug/L	
OU3	K6-35	8/24/21		1,1,1-Trichloroethane	<	0.5		ug/L	
OU3	K6-35	8/24/21		1,1,2-Trichloroethane	<	0.5		ug/L	
OU3	K6-35	8/24/21		1,1,2,2-Tetrachloroethane	<	0.5		ug/L	
OU3	K6-35	8/24/21		1,2-Dichlorobenzene	<	0.5		ug/L	
OU3	K6-35	8/24/21		1,2-Dichloroethane	<	0.5		ug/L	
OU3	K6-35	8/24/21		1,2-Dichloroethene (total)	<	1		ug/L	
OU3	K6-35	8/24/21		1,2-Dichloropropane	<	0.5		ug/L	
OU3	K6-35	8/24/21		1,3-Dichlorobenzene	<	0.5		ug/L	
OU3	K6-35	8/24/21		1,4-Dichlorobenzene	<	0.5		ug/L	
OU3	K6-35	8/24/21		2-Chloroethylvinylether	<	10		ug/L	
OU3	K6-35	8/24/21		Bromodichloromethane	<	0.5		ug/L	
OU3	K6-35	8/24/21		Bromoform	<	0.5		ug/L	
OU3	K6-35	8/24/21		Bromomethane	<	1		ug/L	
OU3	K6-35	8/24/21		Carbon tetrachloride	<	0.5		ug/L	
OU3	K6-35	8/24/21		Chlorobenzene	<	0.5		ug/L	
OU3	K6-35	8/24/21		Chloroethane	<	0.5		ug/L	
OU3	K6-35	8/24/21		Chloroform	<	0.5		ug/L	
OU3	K6-35	8/24/21		Chloromethane	<	0.5		ug/L	
OU3	K6-35	8/24/21		cis-1,2-Dichloroethene	<	0.5		ug/L	
OU3	K6-35	8/24/21		cis-1,3-Dichloropropene	<	0.5		ug/L	
OU3	K6-35	8/24/21		Dibromochloromethane	<	0.5		ug/L	
OU3	K6-35	8/24/21		Dichlorodifluoromethane	<	0.5		ug/L	
OU3	K6-35	8/24/21		Methylene chloride	<	1		ug/L	
OU3	K6-35	8/24/21		Tetrachloroethene	<	0.5		ug/L	
OU3	K6-35	8/24/21		trans-1,2-Dichloroethene	<	0.5		ug/L	
OU3	K6-35	8/24/21		trans-1,3-Dichloropropene	<	0.5		ug/L	
OU3	K6-35	8/24/21		Trichloroethene	<	0.5		ug/L	
OU3	K6-35	8/24/21		Trichlorofluoromethane	<	0.5		ug/L	
OU3	K6-35	8/24/21		Trichlorotrifluoroethane	<	0.5		ug/L	
OU3	K6-35	8/24/21		Vinyl chloride	<	0.5		ug/L	
OU3	K6-35	8/24/21		Gross alpha	<	2	1.16	pCi/L	
OU3	K6-35	8/24/21		Gross beta		6.1	1.73	pCi/L	
OU3	K6-35	8/24/21		Tritium	<	100	56.7	pCi/L	
OU3	K6-35	8/24/21		Field Oxidation Potential (Eh)		-135		mVolts	
OU3	K6-35	8/24/21		Field pH		7.54		Units	
OU3	K6-35	8/24/21		Field Specific Conductance		1047		umhos/cm	
OU3	K6-35	8/24/21		Field Temperature		22.4		Degrees C	
OU3	K6-35	8/24/21	DUP	Uranium 234 and 233 (in activity)	<	0.1	0.062	pCi/L	
OU3	K6-35	8/24/21	DUP	Uranium 235 and 236 (in activity)	<	0.1	0.036	pCi/L	
OU3	K6-35	8/24/21	DUP	Uranium 238 (in activity)	<	0.1	0.059	pCi/L	
OU3	K6-35	8/24/21	DUP	1,1-Dichloroethane	<	0.5		ug/L	
OU3	K6-35	8/24/21	DUP	1,1-Dichloroethene	<	0.5		ug/L	
OU3	K6-35	8/24/21	DUP	1,1,1-Trichloroethane	<	0.5		ug/L	
OU3	K6-35	8/24/21	DUP	1,1,2-Trichloroethane	<	0.5		ug/L	
OU3	K6-35	8/24/21	DUP	1,1,2,2-Tetrachloroethane	<	0.5		ug/L	
OU3	K6-35	8/24/21	DUP	1,2-Dichlorobenzene	<	0.5		ug/L	
OU3	K6-35	8/24/21	DUP	1,2-Dichloroethane	<	0.5		ug/L	
OU3	K6-35	8/24/21	DUP	1,2-Dichloroethene (total)	<	1		ug/L	
OU3	K6-35	8/24/21	DUP	1,2-Dichloropropane	<	0.5		ug/L	
OU3	K6-35	8/24/21	DUP	1,3-Dichlorobenzene	<	0.5		ug/L	
OU3	K6-35	8/24/21	DUP	1,4-Dichlorobenzene	<	0.5		ug/L	

Attachment 1. Table 1. Groundwater analytical data, Site 300, 2021.

OU	Location	Date	Sample Type	Parameter	LOS Indicator	Result	Error	Units	QA Flag
OU3	K6-35	8/24/21	DUP	2-Chloroethylvinylether	<	1		ug/L	
OU3	K6-35	8/24/21	DUP	Bromodichloromethane	<	0.5		ug/L	
OU3	K6-35	8/24/21	DUP	Bromoform	<	0.5		ug/L	
OU3	K6-35	8/24/21	DUP	Bromomethane	<	0.5		ug/L	
OU3	K6-35	8/24/21	DUP	Carbon tetrachloride	<	0.5		ug/L	
OU3	K6-35	8/24/21	DUP	Chlorobenzene	<	0.5		ug/L	
OU3	K6-35	8/24/21	DUP	Chloroethane	<	0.5		ug/L	
OU3	K6-35	8/24/21	DUP	Chloroform	<	0.5		ug/L	
OU3	K6-35	8/24/21	DUP	Chloromethane	<	0.5		ug/L	
OU3	K6-35	8/24/21	DUP	cis-1,2-Dichloroethene	<	0.5		ug/L	
OU3	K6-35	8/24/21	DUP	cis-1,3-Dichloropropene	<	0.5		ug/L	
OU3	K6-35	8/24/21	DUP	Dibromochloromethane	<	0.5		ug/L	
OU3	K6-35	8/24/21	DUP	Dichlorodifluoromethane	<	0.5		ug/L	
OU3	K6-35	8/24/21	DUP	Methylene chloride	<	0.5		ug/L	
OU3	K6-35	8/24/21	DUP	Tetrachloroethene	<	0.5		ug/L	
OU3	K6-35	8/24/21	DUP	trans-1,2-Dichloroethene	<	0.5		ug/L	
OU3	K6-35	8/24/21	DUP	trans-1,3-Dichloropropene	<	0.5		ug/L	
OU3	K6-35	8/24/21	DUP	Trichloroethene	<	0.5		ug/L	
OU3	K6-35	8/24/21	DUP	Trichlorofluoromethane	<	0.5		ug/L	
OU3	K6-35	8/24/21	DUP	Trichlorotrifluoroethane	<	0.5		ug/L	
OU3	K6-35	8/24/21	DUP	Vinyl chloride	<	0.5		ug/L	
OU3	K6-35	8/24/21	DUP	Gross alpha	<	2	1.5	pCi/L	
OU3	K6-35	8/24/21	DUP	Gross beta		8.8	2.2	pCi/L	
OU3	K6-35	8/24/21	DUP	Tritium	<	100	16	pCi/L	
OU3	K6-35	10/4/21		Uranium 234 and 233 (in activity)		0.109	0.0454	pCi/L	
OU3	K6-35	10/4/21		Uranium 235 and 236 (in activity)	<	0.1	0.0285	pCi/L	
OU3	K6-35	10/4/21		Uranium 238 (in activity)	<	0.1	0.0348	pCi/L	
OU3	K6-35	10/4/21		Gross alpha	<	2	1.38	pCi/L	L
OU3	K6-35	10/4/21		Gross beta		6.69	1.78	pCi/L	
OU3	K6-35	10/4/21		Field Oxidation Potential (Eh)		182		mVolts	
OU3	K6-35	10/4/21		Field pH		7.85		Units	
OU3	K6-35	10/4/21		Field Specific Conductance		1104		umhos/cm	
OU3	K6-35	10/4/21		Field Temperature		21.5		Degrees C	
OU3	W-33C-01	3/4/21		Nitrate (as NO3)	<	1		mg/L	
OU3	W-33C-01	3/4/21		Perchlorate	<	4		ug/L	
OU3	W-33C-01	3/4/21		1,1-Dichloroethane	<	0.5		ug/L	
OU3	W-33C-01	3/4/21		1,1-Dichloroethene	<	0.5		ug/L	
OU3	W-33C-01	3/4/21		1,1,1-Trichloroethane	<	0.5		ug/L	
OU3	W-33C-01	3/4/21		1,1,2-Trichloroethane	<	0.5		ug/L	
OU3	W-33C-01	3/4/21		1,1,2,2-Tetrachloroethane	<	0.5		ug/L	
OU3	W-33C-01	3/4/21		1,2-Dichlorobenzene	<	0.5		ug/L	
OU3	W-33C-01	3/4/21		1,2-Dichloroethane	<	0.5		ug/L	
OU3	W-33C-01	3/4/21		1,2-Dichloroethene (total)	<	1		ug/L	
OU3	W-33C-01	3/4/21		1,2-Dichloropropane	<	0.5		ug/L	
OU3	W-33C-01	3/4/21		1,3-Dichlorobenzene	<	0.5		ug/L	
OU3	W-33C-01	3/4/21		1,4-Dichlorobenzene	<	0.5		ug/L	
OU3	W-33C-01	3/4/21		2-Chloroethylvinylether	<	1		ug/L	
OU3	W-33C-01	3/4/21		Bromodichloromethane		0.71		ug/L	
OU3	W-33C-01	3/4/21		Bromoform	<	0.5		ug/L	
OU3	W-33C-01	3/4/21		Bromomethane	<	0.5		ug/L	
OU3	W-33C-01	3/4/21		Carbon tetrachloride	<	0.5		ug/L	
OU3	W-33C-01	3/4/21		Chlorobenzene	<	0.5		ug/L	
OU3	W-33C-01	3/4/21		Chloroethane	<	0.5		ug/L	
OU3	W-33C-01	3/4/21		Chloroform		1.6		ug/L	
OU3	W-33C-01	3/4/21		Chloromethane	<	0.5		ug/L	
OU3	W-33C-01	3/4/21		cis-1,2-Dichloroethene	<	0.5		ug/L	
OU3	W-33C-01	3/4/21		cis-1,3-Dichloropropene	<	0.5		ug/L	
OU3	W-33C-01	3/4/21		Dibromochloromethane	<	0.5		ug/L	
OU3	W-33C-01	3/4/21		Dichlorodifluoromethane	<	0.5		ug/L	
OU3	W-33C-01	3/4/21		Methylene chloride	<	0.5		ug/L	
OU3	W-33C-01	3/4/21		Tetrachloroethene	<	0.5		ug/L	
OU3	W-33C-01	3/4/21		trans-1,2-Dichloroethene	<	0.5		ug/L	
OU3	W-33C-01	3/4/21		trans-1,3-Dichloropropene	<	0.5		ug/L	
OU3	W-33C-01	3/4/21		Trichloroethene	<	0.5		ug/L	
OU3	W-33C-01	3/4/21		Trichlorofluoromethane	<	0.5		ug/L	
OU3	W-33C-01	3/4/21		Trichlorotrifluoroethane	<	0.5		ug/L	

Attachment 1. Table 1. Groundwater analytical data, Site 300, 2021.

OU	Location	Date	Sample Type	Parameter	LOS Indicator	Result	Error	Units	QA Flag
OU3	W-33C-01	3/4/21		Vinyl chloride	<	0.5		ug/L	
OU3	W-33C-01	3/4/21		Tritium	<	100	59.1	pCi/L	
OU3	W-33C-01	8/26/21		1,1-Dichloroethane	<	0.5		ug/L	H
OU3	W-33C-01	8/26/21		1,1-Dichloroethene	<	0.5		ug/L	H
OU3	W-33C-01	8/26/21		1,1,1-Trichloroethane	<	0.5		ug/L	H
OU3	W-33C-01	8/26/21		1,1,2-Trichloroethane	<	0.5		ug/L	H
OU3	W-33C-01	8/26/21		1,1,2,2-Tetrachloroethane	<	0.5		ug/L	H
OU3	W-33C-01	8/26/21		1,2-Dichlorobenzene	<	0.5		ug/L	H
OU3	W-33C-01	8/26/21		1,2-Dichloroethane	<	0.5		ug/L	H
OU3	W-33C-01	8/26/21		1,2-Dichloroethene (total)	<	1		ug/L	H
OU3	W-33C-01	8/26/21		1,2-Dichloropropane	<	0.5		ug/L	H
OU3	W-33C-01	8/26/21		1,3-Dichlorobenzene	<	0.5		ug/L	H
OU3	W-33C-01	8/26/21		1,4-Dichlorobenzene	<	0.5		ug/L	H
OU3	W-33C-01	8/26/21		2-Chloroethylvinylether	<	1		ug/L	H
OU3	W-33C-01	8/26/21		Bromodichloromethane	<	0.5		ug/L	H
OU3	W-33C-01	8/26/21		Bromoform	<	0.5		ug/L	H
OU3	W-33C-01	8/26/21		Bromomethane	<	0.5		ug/L	H
OU3	W-33C-01	8/26/21		Carbon tetrachloride	<	0.5		ug/L	H
OU3	W-33C-01	8/26/21		Chlorobenzene	<	0.5		ug/L	H
OU3	W-33C-01	8/26/21		Chloroethane	<	0.5		ug/L	H
OU3	W-33C-01	8/26/21		Chloroform		1.6		ug/L	H
OU3	W-33C-01	8/26/21		Chloromethane	<	0.5		ug/L	H
OU3	W-33C-01	8/26/21		cis-1,2-Dichloroethene	<	0.5		ug/L	H
OU3	W-33C-01	8/26/21		cis-1,3-Dichloropropene	<	0.5		ug/L	H
OU3	W-33C-01	8/26/21		Dibromochloromethane	<	0.5		ug/L	H
OU3	W-33C-01	8/26/21		Dichlorodifluoromethane	<	0.5		ug/L	H
OU3	W-33C-01	8/26/21		Methylene chloride	<	0.5		ug/L	H
OU3	W-33C-01	8/26/21		Tetrachloroethene	<	0.5		ug/L	H
OU3	W-33C-01	8/26/21		trans-1,2-Dichloroethene	<	0.5		ug/L	H
OU3	W-33C-01	8/26/21		trans-1,3-Dichloropropene	<	0.5		ug/L	H
OU3	W-33C-01	8/26/21		Trichloroethene	<	0.5		ug/L	H
OU3	W-33C-01	8/26/21		Trichlorofluoromethane	<	0.5		ug/L	H
OU3	W-33C-01	8/26/21		Trichlorotrifluoroethane	<	0.5		ug/L	H
OU3	W-33C-01	8/26/21		Vinyl chloride	<	0.5		ug/L	H
OU3	W-33C-01	8/26/21		Tritium	<	100	67.2	pCi/L	
OU3	W-33C-01	8/26/21		Field Oxidation Potential (Eh)		41		mVolts	
OU3	W-33C-01	8/26/21		Field pH		7.49		Units	
OU3	W-33C-01	8/26/21		Field Specific Conductance		1832		umhos/cm	
OU3	W-33C-01	8/26/21		Field Temperature		20.8		Degrees C	
OU3	W-PIT6-1819	3/1/21		Nitrate (as NO3)		1.4		mg/L	
OU3	W-PIT6-1819	3/1/21		Perchlorate	<	4		ug/L	
OU3	W-PIT6-1819	3/1/21		1,1-Dichloroethane	<	0.5		ug/L	
OU3	W-PIT6-1819	3/1/21		1,1-Dichloroethene	<	0.5		ug/L	
OU3	W-PIT6-1819	3/1/21		1,1,1-Trichloroethane	<	0.5		ug/L	
OU3	W-PIT6-1819	3/1/21		1,1,2-Trichloroethane	<	0.5		ug/L	
OU3	W-PIT6-1819	3/1/21		1,1,2,2-Tetrachloroethane	<	0.5		ug/L	
OU3	W-PIT6-1819	3/1/21		1,2-Dichlorobenzene	<	0.5		ug/L	
OU3	W-PIT6-1819	3/1/21		1,2-Dichloroethane	<	0.5		ug/L	
OU3	W-PIT6-1819	3/1/21		1,2-Dichloroethene (total)	<	1		ug/L	
OU3	W-PIT6-1819	3/1/21		1,2-Dichloropropane	<	0.5		ug/L	
OU3	W-PIT6-1819	3/1/21		1,3-Dichlorobenzene	<	0.5		ug/L	
OU3	W-PIT6-1819	3/1/21		1,4-Dichlorobenzene	<	0.5		ug/L	
OU3	W-PIT6-1819	3/1/21		2-Chloroethylvinylether	<	10		ug/L	
OU3	W-PIT6-1819	3/1/21		Bromodichloromethane	<	0.5		ug/L	
OU3	W-PIT6-1819	3/1/21		Bromoform	<	0.5		ug/L	
OU3	W-PIT6-1819	3/1/21		Bromomethane	<	1		ug/L	
OU3	W-PIT6-1819	3/1/21		Carbon tetrachloride	<	0.5		ug/L	
OU3	W-PIT6-1819	3/1/21		Chlorobenzene	<	0.5		ug/L	
OU3	W-PIT6-1819	3/1/21		Chloroethane	<	0.5		ug/L	
OU3	W-PIT6-1819	3/1/21		Chloroform	<	0.5		ug/L	
OU3	W-PIT6-1819	3/1/21		Chloromethane	<	0.5		ug/L	
OU3	W-PIT6-1819	3/1/21		cis-1,2-Dichloroethene	<	0.5		ug/L	
OU3	W-PIT6-1819	3/1/21		cis-1,3-Dichloropropene	<	0.5		ug/L	
OU3	W-PIT6-1819	3/1/21		Dibromochloromethane	<	0.5		ug/L	
OU3	W-PIT6-1819	3/1/21		Dichlorodifluoromethane	<	0.5		ug/L	
OU3	W-PIT6-1819	3/1/21		Methylene chloride	<	1		ug/L	

Attachment 1. Table 1. Groundwater analytical data, Site 300, 2021.

OU	Location	Date	Sample Type	Parameter	LOS Indicator	Result	Error	Units	QA Flag
OU3	W-PIT6-1819	3/1/21		Tetrachloroethene	<	0.5		ug/L	
OU3	W-PIT6-1819	3/1/21		trans-1,2-Dichloroethene	<	0.5		ug/L	
OU3	W-PIT6-1819	3/1/21		trans-1,3-Dichloropropene	<	0.5		ug/L	
OU3	W-PIT6-1819	3/1/21		Trichloroethene	<	0.5		ug/L	
OU3	W-PIT6-1819	3/1/21		Trichlorofluoromethane	<	0.5		ug/L	
OU3	W-PIT6-1819	3/1/21		Trichlorotrifluoroethane	<	0.5		ug/L	
OU3	W-PIT6-1819	3/1/21		Vinyl chloride	<	0.5		ug/L	
OU3	W-PIT6-1819	3/1/21		Tritium	<	100	61.1	pCi/L	
OU3	W-PIT6-1819	3/1/21		Field Oxidation Potential (Eh)		194		mVolts	
OU3	W-PIT6-1819	3/1/21		Field pH		7.92		Units	
OU3	W-PIT6-1819	3/1/21		Field Specific Conductance		1106		umhos/cm	
OU3	W-PIT6-1819	3/1/21		Field Temperature		21.4		Degrees C	
OU3	W-PIT6-1819	4/26/21		1,1-Dichloroethane	<	0.5		ug/L	
OU3	W-PIT6-1819	4/26/21		1,1-Dichloroethene	<	0.5		ug/L	
OU3	W-PIT6-1819	4/26/21		1,1,1-Trichloroethane	<	0.5		ug/L	
OU3	W-PIT6-1819	4/26/21		1,1,2-Trichloroethane	<	0.5		ug/L	
OU3	W-PIT6-1819	4/26/21		1,1,2,2-Tetrachloroethane	<	0.5		ug/L	
OU3	W-PIT6-1819	4/26/21		1,2-Dichlorobenzene	<	0.5		ug/L	
OU3	W-PIT6-1819	4/26/21		1,2-Dichloroethane	<	0.5		ug/L	
OU3	W-PIT6-1819	4/26/21		1,2-Dichloroethene (total)	<	1		ug/L	
OU3	W-PIT6-1819	4/26/21		1,2-Dichloropropane	<	0.5		ug/L	
OU3	W-PIT6-1819	4/26/21		1,3-Dichlorobenzene	<	0.5		ug/L	
OU3	W-PIT6-1819	4/26/21		1,4-Dichlorobenzene	<	0.5		ug/L	
OU3	W-PIT6-1819	4/26/21		2-Chloroethylvinylether	<	10		ug/L	
OU3	W-PIT6-1819	4/26/21		Bromodichloromethane	<	0.5		ug/L	
OU3	W-PIT6-1819	4/26/21		Bromoform	<	0.5		ug/L	
OU3	W-PIT6-1819	4/26/21		Bromomethane	<	1		ug/L	
OU3	W-PIT6-1819	4/26/21		Carbon tetrachloride	<	0.5		ug/L	
OU3	W-PIT6-1819	4/26/21		Chlorobenzene	<	0.5		ug/L	
OU3	W-PIT6-1819	4/26/21		Chloroethane	<	0.5		ug/L	
OU3	W-PIT6-1819	4/26/21		Chloroform	<	0.5		ug/L	
OU3	W-PIT6-1819	4/26/21		Chloromethane	<	0.5		ug/L	
OU3	W-PIT6-1819	4/26/21		cis-1,2-Dichloroethene	<	0.5		ug/L	
OU3	W-PIT6-1819	4/26/21		cis-1,3-Dichloropropene	<	0.5		ug/L	
OU3	W-PIT6-1819	4/26/21		Dibromochloromethane	<	0.5		ug/L	
OU3	W-PIT6-1819	4/26/21		Dichlorodifluoromethane	<	0.5		ug/L	
OU3	W-PIT6-1819	4/26/21		Methylene chloride	<	1		ug/L	
OU3	W-PIT6-1819	4/26/21		Tetrachloroethene	<	0.5		ug/L	
OU3	W-PIT6-1819	4/26/21		trans-1,2-Dichloroethene	<	0.5		ug/L	
OU3	W-PIT6-1819	4/26/21		trans-1,3-Dichloropropene	<	0.5		ug/L	
OU3	W-PIT6-1819	4/26/21		Trichloroethene	<	0.5		ug/L	
OU3	W-PIT6-1819	4/26/21		Trichlorofluoromethane	<	0.5		ug/L	
OU3	W-PIT6-1819	4/26/21		Trichlorotrifluoroethane	<	0.5		ug/L	
OU3	W-PIT6-1819	4/26/21		Vinyl chloride	<	0.5		ug/L	
OU3	W-PIT6-1819	4/26/21		Tritium	<	100	68.4	pCi/L	
OU3	W-PIT6-1819	4/26/21		Field Oxidation Potential (Eh)		183		mVolts	
OU3	W-PIT6-1819	4/26/21		Field pH		7.87		Units	
OU3	W-PIT6-1819	4/26/21		Field Specific Conductance		1120		umhos/cm	
OU3	W-PIT6-1819	4/26/21		Field Temperature		17.9		Degrees C	
OU3	W-PIT6-1819	4/26/21	DUP	1,1-Dichloroethane	<	0.5		ug/L	
OU3	W-PIT6-1819	4/26/21	DUP	1,1-Dichloroethene	<	0.5		ug/L	
OU3	W-PIT6-1819	4/26/21	DUP	1,1,1-Trichloroethane	<	0.5		ug/L	
OU3	W-PIT6-1819	4/26/21	DUP	1,1,2-Trichloroethane	<	0.5		ug/L	
OU3	W-PIT6-1819	4/26/21	DUP	1,1,2,2-Tetrachloroethane	<	0.5		ug/L	
OU3	W-PIT6-1819	4/26/21	DUP	1,2-Dichlorobenzene	<	0.5		ug/L	
OU3	W-PIT6-1819	4/26/21	DUP	1,2-Dichloroethane	<	0.5		ug/L	
OU3	W-PIT6-1819	4/26/21	DUP	1,2-Dichloroethene (total)	<	1		ug/L	
OU3	W-PIT6-1819	4/26/21	DUP	1,2-Dichloropropane	<	0.5		ug/L	
OU3	W-PIT6-1819	4/26/21	DUP	1,3-Dichlorobenzene	<	0.5		ug/L	
OU3	W-PIT6-1819	4/26/21	DUP	1,4-Dichlorobenzene	<	0.5		ug/L	
OU3	W-PIT6-1819	4/26/21	DUP	2-Chloroethylvinylether	<	1		ug/L	
OU3	W-PIT6-1819	4/26/21	DUP	Bromodichloromethane	<	0.5		ug/L	
OU3	W-PIT6-1819	4/26/21	DUP	Bromoform	<	0.5		ug/L	
OU3	W-PIT6-1819	4/26/21	DUP	Bromomethane	<	0.5		ug/L	
OU3	W-PIT6-1819	4/26/21	DUP	Carbon tetrachloride	<	0.5		ug/L	
OU3	W-PIT6-1819	4/26/21	DUP	Chlorobenzene	<	0.5		ug/L	

Attachment 1. Table 1. Groundwater analytical data, Site 300, 2021.

OU	Location	Date	Sample Type	Parameter	LOS Indicator	Result	Error	Units	QA Flag
OU3	W-PIT6-1819	4/26/21	DUP	Chloroethane	<	0.5		ug/L	
OU3	W-PIT6-1819	4/26/21	DUP	Chloroform	<	0.5		ug/L	
OU3	W-PIT6-1819	4/26/21	DUP	Chloromethane	<	0.5		ug/L	
OU3	W-PIT6-1819	4/26/21	DUP	cis-1,2-Dichloroethene	<	0.5		ug/L	
OU3	W-PIT6-1819	4/26/21	DUP	cis-1,3-Dichloropropene	<	0.5		ug/L	
OU3	W-PIT6-1819	4/26/21	DUP	Dibromochloromethane	<	0.5		ug/L	
OU3	W-PIT6-1819	4/26/21	DUP	Dichlorodifluoromethane	<	0.5		ug/L	
OU3	W-PIT6-1819	4/26/21	DUP	Methylene chloride	<	0.5		ug/L	
OU3	W-PIT6-1819	4/26/21	DUP	Tetrachloroethene	<	0.5		ug/L	
OU3	W-PIT6-1819	4/26/21	DUP	trans-1,2-Dichloroethene	<	0.5		ug/L	
OU3	W-PIT6-1819	4/26/21	DUP	trans-1,3-Dichloropropene	<	0.5		ug/L	
OU3	W-PIT6-1819	4/26/21	DUP	Trichloroethene	<	0.5		ug/L	
OU3	W-PIT6-1819	4/26/21	DUP	Trichlorofluoromethane	<	0.5		ug/L	
OU3	W-PIT6-1819	4/26/21	DUP	Trichlorotrifluoroethane	<	0.5		ug/L	
OU3	W-PIT6-1819	4/26/21	DUP	Vinyl chloride	<	0.5		ug/L	
OU3	W-PIT6-1819	4/26/21	DUP	Tritium	<	100	36	pCi/L	B
OU3	W-PIT6-1819	8/26/21		Nitrate (as NO3)	<	0.5		mg/L	
OU3	W-PIT6-1819	8/26/21		Perchlorate	<	2		ug/L	
OU3	W-PIT6-1819	8/26/21		1,1-Dichloroethane	<	0.5		ug/L	
OU3	W-PIT6-1819	8/26/21		1,1-Dichloroethene	<	0.5		ug/L	
OU3	W-PIT6-1819	8/26/21		1,1,1-Trichloroethane	<	0.5		ug/L	
OU3	W-PIT6-1819	8/26/21		1,1,2-Trichloroethane	<	0.5		ug/L	
OU3	W-PIT6-1819	8/26/21		1,1,2,2-Tetrachloroethane	<	0.5		ug/L	
OU3	W-PIT6-1819	8/26/21		1,2-Dichlorobenzene	<	0.5		ug/L	
OU3	W-PIT6-1819	8/26/21		1,2-Dichloroethane	<	0.5		ug/L	
OU3	W-PIT6-1819	8/26/21		1,2-Dichloroethene (total)	<	1		ug/L	
OU3	W-PIT6-1819	8/26/21		1,2-Dichloropropane	<	0.5		ug/L	
OU3	W-PIT6-1819	8/26/21		1,3-Dichlorobenzene	<	0.5		ug/L	
OU3	W-PIT6-1819	8/26/21		1,4-Dichlorobenzene	<	0.5		ug/L	
OU3	W-PIT6-1819	8/26/21		2-Chloroethylvinylether	<	10		ug/L	
OU3	W-PIT6-1819	8/26/21		Bromodichloromethane	<	0.5		ug/L	
OU3	W-PIT6-1819	8/26/21		Bromoform	<	0.5		ug/L	
OU3	W-PIT6-1819	8/26/21		Bromomethane	<	1		ug/L	
OU3	W-PIT6-1819	8/26/21		Carbon tetrachloride	<	0.5		ug/L	
OU3	W-PIT6-1819	8/26/21		Chlorobenzene	<	0.5		ug/L	
OU3	W-PIT6-1819	8/26/21		Chloroethane	<	0.5		ug/L	
OU3	W-PIT6-1819	8/26/21		Chloroform	<	0.5		ug/L	
OU3	W-PIT6-1819	8/26/21		Chloromethane	<	0.5		ug/L	
OU3	W-PIT6-1819	8/26/21		cis-1,2-Dichloroethene	<	0.5		ug/L	
OU3	W-PIT6-1819	8/26/21		cis-1,3-Dichloropropene	<	0.5		ug/L	
OU3	W-PIT6-1819	8/26/21		Dibromochloromethane	<	0.5		ug/L	
OU3	W-PIT6-1819	8/26/21		Dichlorodifluoromethane	<	0.5		ug/L	
OU3	W-PIT6-1819	8/26/21		Methylene chloride	<	1		ug/L	
OU3	W-PIT6-1819	8/26/21		Tetrachloroethene	<	0.5		ug/L	
OU3	W-PIT6-1819	8/26/21		trans-1,2-Dichloroethene	<	0.5		ug/L	
OU3	W-PIT6-1819	8/26/21		trans-1,3-Dichloropropene	<	0.5		ug/L	
OU3	W-PIT6-1819	8/26/21		Trichloroethene	<	0.5		ug/L	
OU3	W-PIT6-1819	8/26/21		Trichlorofluoromethane	<	0.5		ug/L	
OU3	W-PIT6-1819	8/26/21		Trichlorotrifluoroethane	<	0.5		ug/L	
OU3	W-PIT6-1819	8/26/21		Vinyl chloride	<	0.5		ug/L	
OU3	W-PIT6-1819	8/26/21		Tritium	<	100	63.7	pCi/L	
OU3	W-PIT6-1819	8/26/21		Field Oxidation Potential (Eh)		34		mVolts	
OU3	W-PIT6-1819	8/26/21		Field pH		7.66		Units	
OU3	W-PIT6-1819	8/26/21		Field Specific Conductance		1120		umhos/cm	
OU3	W-PIT6-1819	8/26/21		Field Temperature		22		Degrees C	
OU3	W-PIT6-1819	11/9/21		1,1-Dichloroethane	<	0.5		ug/L	
OU3	W-PIT6-1819	11/9/21		1,1-Dichloroethene	<	0.5		ug/L	
OU3	W-PIT6-1819	11/9/21		1,1,1-Trichloroethane	<	0.5		ug/L	
OU3	W-PIT6-1819	11/9/21		1,1,2-Trichloroethane	<	0.5		ug/L	
OU3	W-PIT6-1819	11/9/21		1,1,2,2-Tetrachloroethane	<	0.5		ug/L	
OU3	W-PIT6-1819	11/9/21		1,2-Dichlorobenzene	<	0.5		ug/L	
OU3	W-PIT6-1819	11/9/21		1,2-Dichloroethane	<	0.5		ug/L	
OU3	W-PIT6-1819	11/9/21		1,2-Dichloroethene (total)	<	1		ug/L	
OU3	W-PIT6-1819	11/9/21		1,2-Dichloropropane	<	0.5		ug/L	
OU3	W-PIT6-1819	11/9/21		1,3-Dichlorobenzene	<	0.5		ug/L	
OU3	W-PIT6-1819	11/9/21		1,4-Dichlorobenzene	<	0.5		ug/L	

Attachment 1. Table 1. Groundwater analytical data, Site 300, 2021.

OU	Location	Date	Sample Type	Parameter	LOS Indicator	Result	Error	Units	QA Flag
OU3	W-PIT6-1819	11/9/21		2-Chloroethylvinylether	<	10		ug/L	
OU3	W-PIT6-1819	11/9/21		Bromodichloromethane	<	0.5		ug/L	
OU3	W-PIT6-1819	11/9/21		Bromoform	<	0.5		ug/L	
OU3	W-PIT6-1819	11/9/21		Bromomethane	<	1		ug/L	
OU3	W-PIT6-1819	11/9/21		Carbon tetrachloride	<	0.5		ug/L	
OU3	W-PIT6-1819	11/9/21		Chlorobenzene	<	0.5		ug/L	
OU3	W-PIT6-1819	11/9/21		Chloroethane	<	0.5		ug/L	
OU3	W-PIT6-1819	11/9/21		Chloroform	<	0.5		ug/L	
OU3	W-PIT6-1819	11/9/21		Chloromethane	<	0.5		ug/L	
OU3	W-PIT6-1819	11/9/21		cis-1,2-Dichloroethene	<	0.5		ug/L	
OU3	W-PIT6-1819	11/9/21		cis-1,3-Dichloropropene	<	0.5		ug/L	
OU3	W-PIT6-1819	11/9/21		Dibromochloromethane	<	0.5		ug/L	
OU3	W-PIT6-1819	11/9/21		Dichlorodifluoromethane	<	0.5		ug/L	
OU3	W-PIT6-1819	11/9/21		Methylene chloride	<	1		ug/L	
OU3	W-PIT6-1819	11/9/21		Tetrachloroethene	<	0.5		ug/L	
OU3	W-PIT6-1819	11/9/21		trans-1,2-Dichloroethene	<	0.5		ug/L	
OU3	W-PIT6-1819	11/9/21		trans-1,3-Dichloropropene	<	0.5		ug/L	
OU3	W-PIT6-1819	11/9/21		Trichloroethene	<	0.5		ug/L	
OU3	W-PIT6-1819	11/9/21		Trichlorofluoromethane	<	0.5		ug/L	
OU3	W-PIT6-1819	11/9/21		Trichlorotrifluoroethane	<	0.5		ug/L	
OU3	W-PIT6-1819	11/9/21		Vinyl chloride	<	0.5		ug/L	
OU3	W-PIT6-1819	11/9/21		Tritium	<	100	65.6	pCi/L	
OU3	W-PIT6-1819	11/9/21		Field Oxidation Potential (Eh)		127		mVolts	
OU3	W-PIT6-1819	11/9/21		Field pH		7.64		Units	
OU3	W-PIT6-1819	11/9/21		Field Specific Conductance		1082		umhos/cm	
OU3	W-PIT6-1819	11/9/21		Field Temperature		19.5		Degrees C	
OU3	W-PIT6-2816	3/2/21		Nitrate (as NO3)	<	1		mg/L	
OU3	W-PIT6-2816	3/2/21		Perchlorate	<	4		ug/L	
OU3	W-PIT6-2816	3/2/21		1,1-Dichloroethane	<	0.5		ug/L	
OU3	W-PIT6-2816	3/2/21		1,1-Dichloroethene	<	0.5		ug/L	
OU3	W-PIT6-2816	3/2/21		1,1,1-Trichloroethane	<	0.5		ug/L	
OU3	W-PIT6-2816	3/2/21		1,1,2-Trichloroethane	<	0.5		ug/L	
OU3	W-PIT6-2816	3/2/21		1,1,2,2-Tetrachloroethane	<	0.5		ug/L	
OU3	W-PIT6-2816	3/2/21		1,2-Dichlorobenzene	<	0.5		ug/L	
OU3	W-PIT6-2816	3/2/21		1,2-Dichloroethane	<	0.5		ug/L	
OU3	W-PIT6-2816	3/2/21		1,2-Dichloroethene (total)	<	1		ug/L	
OU3	W-PIT6-2816	3/2/21		1,2-Dichloropropane	<	0.5		ug/L	
OU3	W-PIT6-2816	3/2/21		1,3-Dichlorobenzene	<	0.5		ug/L	
OU3	W-PIT6-2816	3/2/21		1,4-Dichlorobenzene	<	0.5		ug/L	
OU3	W-PIT6-2816	3/2/21		2-Chloroethylvinylether	<	1		ug/L	
OU3	W-PIT6-2816	3/2/21		Bromodichloromethane	<	0.5		ug/L	
OU3	W-PIT6-2816	3/2/21		Bromoform	<	0.5		ug/L	
OU3	W-PIT6-2816	3/2/21		Bromomethane	<	0.5		ug/L	
OU3	W-PIT6-2816	3/2/21		Carbon tetrachloride	<	0.5		ug/L	
OU3	W-PIT6-2816	3/2/21		Chlorobenzene	<	0.5		ug/L	
OU3	W-PIT6-2816	3/2/21		Chloroethane	<	0.5		ug/L	
OU3	W-PIT6-2816	3/2/21		Chloroform	<	0.5		ug/L	
OU3	W-PIT6-2816	3/2/21		Chloromethane	<	0.5		ug/L	
OU3	W-PIT6-2816	3/2/21		cis-1,2-Dichloroethene	<	0.5		ug/L	
OU3	W-PIT6-2816	3/2/21		cis-1,3-Dichloropropene	<	0.5		ug/L	
OU3	W-PIT6-2816	3/2/21		Dibromochloromethane	<	0.5		ug/L	
OU3	W-PIT6-2816	3/2/21		Dichlorodifluoromethane	<	0.5		ug/L	
OU3	W-PIT6-2816	3/2/21		Methylene chloride	<	0.5		ug/L	
OU3	W-PIT6-2816	3/2/21		Tetrachloroethene	<	0.5		ug/L	
OU3	W-PIT6-2816	3/2/21		trans-1,2-Dichloroethene	<	0.5		ug/L	
OU3	W-PIT6-2816	3/2/21		trans-1,3-Dichloropropene	<	0.5		ug/L	
OU3	W-PIT6-2816	3/2/21		Trichloroethene	<	0.5		ug/L	
OU3	W-PIT6-2816	3/2/21		Trichlorofluoromethane	<	0.5		ug/L	
OU3	W-PIT6-2816	3/2/21		Trichlorotrifluoroethane	<	0.5		ug/L	
OU3	W-PIT6-2816	3/2/21		Vinyl chloride	<	0.5		ug/L	
OU3	W-PIT6-2816	3/2/21		Tritium	<	100	61.1	pCi/L	
OU3	W-PIT6-2816	3/2/21		Field Oxidation Potential (Eh)		18		mVolts	
OU3	W-PIT6-2816	3/2/21		Field pH		8.12		Units	
OU3	W-PIT6-2816	3/2/21		Field Specific Conductance		1081		umhos/cm	
OU3	W-PIT6-2816	3/2/21		Field Temperature		20.6		Degrees C	
OU3	W-PIT6-2816	8/30/21		1,1-Dichloroethane	<	0.5		ug/L	

Attachment 1. Table 1. Groundwater analytical data, Site 300, 2021.

OU	Location	Date	Sample Type	Parameter	LOS Indicator	Result	Error	Units	QA Flag
OU3	W-PIT6-2816	8/30/21		1,1-Dichloroethene	<	0.5		ug/L	
OU3	W-PIT6-2816	8/30/21		1,1,1-Trichloroethane	<	0.5		ug/L	
OU3	W-PIT6-2816	8/30/21		1,1,2-Trichloroethane	<	0.5		ug/L	
OU3	W-PIT6-2816	8/30/21		1,1,2,2-Tetrachloroethane	<	0.5		ug/L	
OU3	W-PIT6-2816	8/30/21		1,2-Dichlorobenzene	<	0.5		ug/L	
OU3	W-PIT6-2816	8/30/21		1,2-Dichloroethane	<	0.5		ug/L	
OU3	W-PIT6-2816	8/30/21		1,2-Dichloroethene (total)	<	1		ug/L	
OU3	W-PIT6-2816	8/30/21		1,2-Dichloropropane	<	0.5		ug/L	
OU3	W-PIT6-2816	8/30/21		1,3-Dichlorobenzene	<	0.5		ug/L	
OU3	W-PIT6-2816	8/30/21		1,4-Dichlorobenzene	<	0.5		ug/L	
OU3	W-PIT6-2816	8/30/21		2-Chloroethylvinylether	<	1		ug/L	
OU3	W-PIT6-2816	8/30/21		Bromodichloromethane	<	0.5		ug/L	
OU3	W-PIT6-2816	8/30/21		Bromoform	<	0.5		ug/L	
OU3	W-PIT6-2816	8/30/21		Bromomethane	<	0.5		ug/L	
OU3	W-PIT6-2816	8/30/21		Carbon tetrachloride	<	0.5		ug/L	
OU3	W-PIT6-2816	8/30/21		Chlorobenzene	<	0.5		ug/L	
OU3	W-PIT6-2816	8/30/21		Chloroethane	<	0.5		ug/L	
OU3	W-PIT6-2816	8/30/21		Chloroform	<	0.5		ug/L	
OU3	W-PIT6-2816	8/30/21		Chloromethane	<	0.5		ug/L	
OU3	W-PIT6-2816	8/30/21		cis-1,2-Dichloroethene	<	0.5		ug/L	
OU3	W-PIT6-2816	8/30/21		cis-1,3-Dichloropropene	<	0.5		ug/L	
OU3	W-PIT6-2816	8/30/21		Dibromochloromethane	<	0.5		ug/L	
OU3	W-PIT6-2816	8/30/21		Dichlorodifluoromethane	<	0.5		ug/L	
OU3	W-PIT6-2816	8/30/21		Methylene chloride	<	0.5		ug/L	
OU3	W-PIT6-2816	8/30/21		Tetrachloroethene	<	0.5		ug/L	
OU3	W-PIT6-2816	8/30/21		trans-1,2-Dichloroethene	<	0.5		ug/L	
OU3	W-PIT6-2816	8/30/21		trans-1,3-Dichloropropene	<	0.5		ug/L	
OU3	W-PIT6-2816	8/30/21		Trichloroethene	<	0.5		ug/L	
OU3	W-PIT6-2816	8/30/21		Trichlorofluoromethane	<	0.5		ug/L	
OU3	W-PIT6-2816	8/30/21		Trichlorotrifluoroethane	<	0.5		ug/L	
OU3	W-PIT6-2816	8/30/21		Vinyl chloride	<	0.5		ug/L	
OU3	W-PIT6-2816	8/30/21		Tritium	<	100	62.8	pCi/L	
OU3	W-PIT6-2816	8/30/21		Field Oxidation Potential (Eh)		-26		mVolts	
OU3	W-PIT6-2816	8/30/21		Field pH		7.77		Units	
OU3	W-PIT6-2816	8/30/21		Field Specific Conductance		1073		umhos/cm	
OU3	W-PIT6-2816	8/30/21		Field Temperature		24.2		Degrees C	
OU3	W-PIT6-2817	3/1/21		Nitrate (as NO3)		2.2		mg/L	
OU3	W-PIT6-2817	3/1/21		Perchlorate	<	4		ug/L	
OU3	W-PIT6-2817	3/1/21		1,1-Dichloroethane	<	0.5		ug/L	
OU3	W-PIT6-2817	3/1/21		1,1-Dichloroethene	<	0.5		ug/L	
OU3	W-PIT6-2817	3/1/21		1,1,1-Trichloroethane	<	0.5		ug/L	
OU3	W-PIT6-2817	3/1/21		1,1,2-Trichloroethane	<	0.5		ug/L	
OU3	W-PIT6-2817	3/1/21		1,1,2,2-Tetrachloroethane	<	0.5		ug/L	
OU3	W-PIT6-2817	3/1/21		1,2-Dichlorobenzene	<	0.5		ug/L	
OU3	W-PIT6-2817	3/1/21		1,2-Dichloroethane	<	0.5		ug/L	
OU3	W-PIT6-2817	3/1/21		1,2-Dichloroethene (total)	<	1		ug/L	
OU3	W-PIT6-2817	3/1/21		1,2-Dichloropropane	<	0.5		ug/L	
OU3	W-PIT6-2817	3/1/21		1,3-Dichlorobenzene	<	0.5		ug/L	
OU3	W-PIT6-2817	3/1/21		1,4-Dichlorobenzene	<	0.5		ug/L	
OU3	W-PIT6-2817	3/1/21		2-Chloroethylvinylether	<	1		ug/L	
OU3	W-PIT6-2817	3/1/21		Bromodichloromethane	<	0.5		ug/L	
OU3	W-PIT6-2817	3/1/21		Bromoform	<	0.5		ug/L	
OU3	W-PIT6-2817	3/1/21		Bromomethane	<	0.5		ug/L	
OU3	W-PIT6-2817	3/1/21		Carbon tetrachloride	<	0.5		ug/L	
OU3	W-PIT6-2817	3/1/21		Chlorobenzene	<	0.5		ug/L	
OU3	W-PIT6-2817	3/1/21		Chloroethane	<	0.5		ug/L	
OU3	W-PIT6-2817	3/1/21		Chloroform	<	0.5		ug/L	
OU3	W-PIT6-2817	3/1/21		Chloromethane	<	0.5		ug/L	
OU3	W-PIT6-2817	3/1/21		cis-1,2-Dichloroethene	<	0.5		ug/L	
OU3	W-PIT6-2817	3/1/21		cis-1,3-Dichloropropene	<	0.5		ug/L	
OU3	W-PIT6-2817	3/1/21		Dibromochloromethane	<	0.5		ug/L	
OU3	W-PIT6-2817	3/1/21		Dichlorodifluoromethane	<	0.5		ug/L	
OU3	W-PIT6-2817	3/1/21		Methylene chloride	<	0.5		ug/L	
OU3	W-PIT6-2817	3/1/21		Tetrachloroethene	<	0.5		ug/L	
OU3	W-PIT6-2817	3/1/21		trans-1,2-Dichloroethene	<	0.5		ug/L	
OU3	W-PIT6-2817	3/1/21		trans-1,3-Dichloropropene	<	0.5		ug/L	

Attachment 1. Table 1. Groundwater analytical data, Site 300, 2021.

OU	Location	Date	Sample Type	Parameter	LOS Indicator	Result	Error	Units	QA Flag
OU3	W-PIT6-2817	3/1/21		Trichloroethene	<	0.5		ug/L	
OU3	W-PIT6-2817	3/1/21		Trichlorofluoromethane	<	0.5		ug/L	
OU3	W-PIT6-2817	3/1/21		Trichlorotrifluoroethane	<	0.5		ug/L	
OU3	W-PIT6-2817	3/1/21		Vinyl chloride	<	0.5		ug/L	
OU3	W-PIT6-2817	3/1/21		Tritium	<	100	68	pCi/L	
OU3	W-PIT6-2817	3/1/21		Field Oxidation Potential (Eh)		219		mVolts	
OU3	W-PIT6-2817	3/1/21		Field pH		8.13		Units	
OU3	W-PIT6-2817	3/1/21		Field Specific Conductance		1155		umhos/cm	
OU3	W-PIT6-2817	3/1/21		Field Temperature		20.1		Degrees C	
OU3	W-PIT6-2817	8/16/21		1,1-Dichloroethane	<	0.5		ug/L	
OU3	W-PIT6-2817	8/16/21		1,1-Dichloroethene	<	0.5		ug/L	
OU3	W-PIT6-2817	8/16/21		1,1,1-Trichloroethane	<	0.5		ug/L	
OU3	W-PIT6-2817	8/16/21		1,1,2-Trichloroethane	<	0.5		ug/L	
OU3	W-PIT6-2817	8/16/21		1,1,2,2-Tetrachloroethane	<	0.5		ug/L	
OU3	W-PIT6-2817	8/16/21		1,2-Dichlorobenzene	<	0.5		ug/L	
OU3	W-PIT6-2817	8/16/21		1,2-Dichloroethane	<	0.5		ug/L	
OU3	W-PIT6-2817	8/16/21		1,2-Dichloroethene (total)	<	1		ug/L	
OU3	W-PIT6-2817	8/16/21		1,2-Dichloropropane	<	0.5		ug/L	
OU3	W-PIT6-2817	8/16/21		1,3-Dichlorobenzene	<	0.5		ug/L	
OU3	W-PIT6-2817	8/16/21		1,4-Dichlorobenzene	<	0.5		ug/L	
OU3	W-PIT6-2817	8/16/21		2-Chloroethylvinylether	<	10		ug/L	
OU3	W-PIT6-2817	8/16/21		Bromodichloromethane	<	0.5		ug/L	
OU3	W-PIT6-2817	8/16/21		Bromoform	<	0.5		ug/L	
OU3	W-PIT6-2817	8/16/21		Bromomethane	<	1		ug/L	
OU3	W-PIT6-2817	8/16/21		Carbon tetrachloride	<	0.5		ug/L	
OU3	W-PIT6-2817	8/16/21		Chlorobenzene	<	0.5		ug/L	
OU3	W-PIT6-2817	8/16/21		Chloroethane	<	0.5		ug/L	
OU3	W-PIT6-2817	8/16/21		Chloroform	<	0.5		ug/L	
OU3	W-PIT6-2817	8/16/21		Chloromethane	<	0.5		ug/L	
OU3	W-PIT6-2817	8/16/21		cis-1,2-Dichloroethene	<	0.5		ug/L	
OU3	W-PIT6-2817	8/16/21		cis-1,3-Dichloropropene	<	0.5		ug/L	
OU3	W-PIT6-2817	8/16/21		Dibromochloromethane	<	0.5		ug/L	
OU3	W-PIT6-2817	8/16/21		Dichlorodifluoromethane	<	0.5		ug/L	
OU3	W-PIT6-2817	8/16/21		Methylene chloride	<	1		ug/L	
OU3	W-PIT6-2817	8/16/21		Tetrachloroethene	<	0.5		ug/L	
OU3	W-PIT6-2817	8/16/21		trans-1,2-Dichloroethene	<	0.5		ug/L	
OU3	W-PIT6-2817	8/16/21		trans-1,3-Dichloropropene	<	0.5		ug/L	
OU3	W-PIT6-2817	8/16/21		Trichloroethene	<	0.5		ug/L	
OU3	W-PIT6-2817	8/16/21		Trichlorofluoromethane	<	0.5		ug/L	
OU3	W-PIT6-2817	8/16/21		Trichlorotrifluoroethane	<	0.5		ug/L	
OU3	W-PIT6-2817	8/16/21		Vinyl chloride	<	0.5		ug/L	
OU3	W-PIT6-2817	8/16/21		Tritium	<	100	62.6	pCi/L	
OU3	W-PIT6-2817	8/16/21		Field Oxidation Potential (Eh)		172		mVolts	
OU3	W-PIT6-2817	8/16/21		Field pH		6.78		Units	
OU3	W-PIT6-2817	8/16/21		Field Specific Conductance		1159		umhos/cm	
OU3	W-PIT6-2817	8/16/21		Field Temperature		24.6		Degrees C	
OU4	GALLO1	1/26/21		Nitrate (as NO3)	<	0.5		mg/L	
OU4	GALLO1	1/26/21		Perchlorate	<	4		ug/L	
OU4	GALLO1	1/26/21		1,1-Dichloroethane	<	0.5		ug/L	
OU4	GALLO1	1/26/21		1,1-Dichloroethene	<	0.5		ug/L	
OU4	GALLO1	1/26/21		1,1-Dichloropropene	<	0.5		ug/L	
OU4	GALLO1	1/26/21		1,1,1-Trichloroethane	<	0.5		ug/L	
OU4	GALLO1	1/26/21		1,1,1,2-Tetrachloroethane	<	0.5		ug/L	
OU4	GALLO1	1/26/21		1,1,2-Trichloroethane	<	0.5		ug/L	
OU4	GALLO1	1/26/21		1,1,2,2-Tetrachloroethane	<	0.5		ug/L	
OU4	GALLO1	1/26/21		1,2-Dichlorobenzene	<	0.5		ug/L	
OU4	GALLO1	1/26/21		1,2-Dichloroethane	<	0.5		ug/L	
OU4	GALLO1	1/26/21		1,2-Dichloroethene (total)	<	1		ug/L	
OU4	GALLO1	1/26/21		1,2-Dichloropropane	<	0.5		ug/L	
OU4	GALLO1	1/26/21		1,2,3-Trichlorobenzene	<	0.5		ug/L	
OU4	GALLO1	1/26/21		1,2,3-Trichloropropane	<	1		ug/L	
OU4	GALLO1	1/26/21		1,2,4-Trichlorobenzene	<	0.5		ug/L	
OU4	GALLO1	1/26/21		1,2,4-Trimethylbenzene	<	0.5		ug/L	
OU4	GALLO1	1/26/21		1,3-Dichlorobenzene	<	0.5		ug/L	
OU4	GALLO1	1/26/21		1,3-Dichloropropane	<	0.5		ug/L	
OU4	GALLO1	1/26/21		1,3,5-Trimethylbenzene	<	0.5		ug/L	

Attachment 1. Table 1. Groundwater analytical data, Site 300, 2021.

OU	Location	Date	Sample Type	Parameter	LOS Indicator	Result	Error	Units	QA Flag
OU4	GALLO1	1/26/21		1,4-Dichlorobenzene	<	0.5		ug/L	
OU4	GALLO1	1/26/21		2-Chlorotoluene	<	0.5		ug/L	
OU4	GALLO1	1/26/21		2,2-Dichloropropane	<	0.5		ug/L	
OU4	GALLO1	1/26/21		4-Chlorotoluene	<	0.5		ug/L	
OU4	GALLO1	1/26/21		Benzene	<	0.5		ug/L	
OU4	GALLO1	1/26/21		Bromobenzene	<	0.5		ug/L	
OU4	GALLO1	1/26/21		Bromochloromethane	<	0.5		ug/L	
OU4	GALLO1	1/26/21		Bromodichloromethane	<	0.5		ug/L	
OU4	GALLO1	1/26/21		Bromoform	<	0.5		ug/L	
OU4	GALLO1	1/26/21		Bromomethane	<	0.5		ug/L	
OU4	GALLO1	1/26/21		Carbon tetrachloride	<	0.5		ug/L	
OU4	GALLO1	1/26/21		Chlorobenzene	<	0.5		ug/L	
OU4	GALLO1	1/26/21		Chloroethane	<	0.5		ug/L	
OU4	GALLO1	1/26/21		Chloroform	<	0.5		ug/L	
OU4	GALLO1	1/26/21		Chloromethane	<	0.5		ug/L	
OU4	GALLO1	1/26/21		cis-1,2-Dichloroethene	<	0.5		ug/L	
OU4	GALLO1	1/26/21		cis-1,3-Dichloropropene	<	0.5		ug/L	
OU4	GALLO1	1/26/21		Dibromochloromethane	<	0.5		ug/L	
OU4	GALLO1	1/26/21		Dibromomethane	<	0.5		ug/L	
OU4	GALLO1	1/26/21		Dichlorodifluoromethane	<	0.5		ug/L	
OU4	GALLO1	1/26/21		Ethylbenzene	<	0.5		ug/L	
OU4	GALLO1	1/26/21		Hexachlorobutadiene	<	0.5		ug/L	
OU4	GALLO1	1/26/21		Isopropylbenzene	<	0.5		ug/L	
OU4	GALLO1	1/26/21		m- and p-Xylene Isomers	<	0.5		ug/L	
OU4	GALLO1	1/26/21		Methylene chloride	<	1		ug/L	
OU4	GALLO1	1/26/21		n-Butylbenzene	<	0.5		ug/L	
OU4	GALLO1	1/26/21		n-Propylbenzene	<	0.5		ug/L	
OU4	GALLO1	1/26/21		Naphthalene	<	0.5		ug/L	
OU4	GALLO1	1/26/21		o-Xylene	<	0.5		ug/L	
OU4	GALLO1	1/26/21		p-Isopropyl toluene	<	0.5		ug/L	
OU4	GALLO1	1/26/21		sec-Butylbenzene	<	0.5		ug/L	
OU4	GALLO1	1/26/21		Styrene	<	0.5		ug/L	
OU4	GALLO1	1/26/21		tert-Butylbenzene	<	0.5		ug/L	
OU4	GALLO1	1/26/21		Tetrachloroethene	<	0.5		ug/L	
OU4	GALLO1	1/26/21		Toluene	<	0.5		ug/L	
OU4	GALLO1	1/26/21		Total Xylene Isomers	<	1		ug/L	
OU4	GALLO1	1/26/21		trans-1,2-Dichloroethene	<	0.5		ug/L	
OU4	GALLO1	1/26/21		trans-1,3-Dichloropropene	<	0.5		ug/L	
OU4	GALLO1	1/26/21		Trichloroethene	<	0.5		ug/L	E
OU4	GALLO1	1/26/21		Trichlorofluoromethane	<	0.5		ug/L	
OU4	GALLO1	1/26/21		Trichlorotrifluoroethane	<	0.5		ug/L	
OU4	GALLO1	1/26/21		Vinyl chloride	<	0.5		ug/L	
OU4	GALLO1	1/26/21		1,1-Dichloroethane	<	0.5		ug/L	
OU4	GALLO1	1/26/21		1,1-Dichloroethene	<	0.5		ug/L	
OU4	GALLO1	1/26/21		1,1,1-Trichloroethane	<	0.5		ug/L	
OU4	GALLO1	1/26/21		1,1,2-Trichloroethane	<	0.5		ug/L	
OU4	GALLO1	1/26/21		1,1,2,2-Tetrachloroethane	<	0.5		ug/L	
OU4	GALLO1	1/26/21		1,2-Dichlorobenzene	<	0.5		ug/L	
OU4	GALLO1	1/26/21		1,2-Dichloroethane	<	0.5		ug/L	
OU4	GALLO1	1/26/21		1,2-Dichloroethene (total)	<	1		ug/L	
OU4	GALLO1	1/26/21		1,2-Dichloropropane	<	0.5		ug/L	
OU4	GALLO1	1/26/21		1,3-Dichlorobenzene	<	0.5		ug/L	
OU4	GALLO1	1/26/21		1,4-Dichlorobenzene	<	0.5		ug/L	
OU4	GALLO1	1/26/21		2-Chloroethylvinylether	<	10		ug/L	
OU4	GALLO1	1/26/21		Bromodichloromethane	<	0.5		ug/L	
OU4	GALLO1	1/26/21		Bromoform	<	0.5		ug/L	
OU4	GALLO1	1/26/21		Bromomethane	<	1		ug/L	
OU4	GALLO1	1/26/21		Carbon tetrachloride	<	0.5		ug/L	
OU4	GALLO1	1/26/21		Chlorobenzene	<	0.5		ug/L	
OU4	GALLO1	1/26/21		Chloroethane	<	0.5		ug/L	
OU4	GALLO1	1/26/21		Chloroform	<	0.5		ug/L	
OU4	GALLO1	1/26/21		Chloromethane	<	0.5		ug/L	
OU4	GALLO1	1/26/21		cis-1,2-Dichloroethene	<	0.5		ug/L	
OU4	GALLO1	1/26/21		cis-1,3-Dichloropropene	<	0.5		ug/L	
OU4	GALLO1	1/26/21		Dibromochloromethane	<	0.5		ug/L	
OU4	GALLO1	1/26/21		Dichlorodifluoromethane	<	0.5		ug/L	

Attachment 1. Table 1. Groundwater analytical data, Site 300, 2021.

OU	Location	Date	Sample Type	Parameter	LOS Indicator	Result	Error	Units	QA Flag
OU4	GALLO1	1/26/21		Methylene chloride	<	1		ug/L	
OU4	GALLO1	1/26/21		Tetrachloroethene	<	0.5		ug/L	
OU4	GALLO1	1/26/21		trans-1,2-Dichloroethene	<	0.5		ug/L	
OU4	GALLO1	1/26/21		trans-1,3-Dichloropropene	<	0.5		ug/L	
OU4	GALLO1	1/26/21		Trichloroethene	<	0.5		ug/L	
OU4	GALLO1	1/26/21		Trichlorofluoromethane	<	0.5		ug/L	
OU4	GALLO1	1/26/21		Trichlorotrifluoroethane	<	0.5		ug/L	
OU4	GALLO1	1/26/21		Vinyl chloride	<	0.5		ug/L	
OU4	GALLO1	1/26/21		1,3-Dinitrobenzene	<	2		ug/L	
OU4	GALLO1	1/26/21		1,3,5-Trinitrobenzene	<	2		ug/L	
OU4	GALLO1	1/26/21		2-Amino-4,6-dinitrotoluene	<	2		ug/L	
OU4	GALLO1	1/26/21		2-Nitrotoluene	<	2		ug/L	
OU4	GALLO1	1/26/21		2,4-Dinitrotoluene	<	2		ug/L	
OU4	GALLO1	1/26/21		2,6-Dinitrotoluene	<	2		ug/L	
OU4	GALLO1	1/26/21		3-Nitrotoluene	<	2		ug/L	
OU4	GALLO1	1/26/21		4-Amino-2,6-dinitrotoluene	<	2		ug/L	
OU4	GALLO1	1/26/21		4-Nitrotoluene	<	2		ug/L	
OU4	GALLO1	1/26/21		HMX	<	1		ug/L	
OU4	GALLO1	1/26/21		Nitrobenzene	<	2		ug/L	
OU4	GALLO1	1/26/21		RDX	<	1		ug/L	
OU4	GALLO1	1/26/21		Tetryl	<	2		ug/L	
OU4	GALLO1	1/26/21		TNT	<	2		ug/L	
OU4	GALLO1	1/26/21		Gross alpha	<	2	1.58	pCi/L	O
OU4	GALLO1	1/26/21		Gross beta		3.24	1.56	pCi/L	
OU4	GALLO1	1/26/21		Tritium	<	100	53.7	pCi/L	
OU4	GALLO1	1/26/21		Field Oxidation Potential (Eh)		68		mVolts	
OU4	GALLO1	1/26/21		Field pH		8.74		Units	
OU4	GALLO1	1/26/21		Field Specific Conductance		1364		umhos/cm	
OU4	GALLO1	1/26/21		Field Temperature		20.9		Degrees C	
OU4	GALLO1	1/26/21		Arsenic		0.0032		mg/L	
OU4	GALLO1	1/26/21		Barium	<	0.025		mg/L	E
OU4	GALLO1	1/26/21		Beryllium	<	0.0005		mg/L	
OU4	GALLO1	1/26/21		Cadmium	<	0.0005		mg/L	BE
OU4	GALLO1	1/26/21		Cobalt	<	0.025		mg/L	
OU4	GALLO1	1/26/21		Copper	<	0.01		mg/L	E
OU4	GALLO1	1/26/21		Lead	<	0.002		mg/L	
OU4	GALLO1	1/26/21		Nickel	<	0.005		mg/L	
OU4	GALLO1	1/26/21		Vanadium	<	0.025		mg/L	E
OU4	GALLO1	1/26/21		Zinc	<	0.02		mg/L	
OU4	GALLO1	1/26/21	DUP	Nitrate (as NO3)	<	0.5		mg/L	
OU4	GALLO1	1/26/21	DUP	Perchlorate	<	4		ug/L	
OU4	GALLO1	1/26/21	DUP	1,1-Dichloroethane	<	0.5		ug/L	
OU4	GALLO1	1/26/21	DUP	1,1-Dichloroethene	<	0.5		ug/L	L
OU4	GALLO1	1/26/21	DUP	1,1-Dichloropropene	<	0.5		ug/L	
OU4	GALLO1	1/26/21	DUP	1,1,1-Trichloroethane	<	0.5		ug/L	
OU4	GALLO1	1/26/21	DUP	1,1,1,2-Tetrachloroethane	<	0.5		ug/L	
OU4	GALLO1	1/26/21	DUP	1,1,2-Trichloroethane	<	0.5		ug/L	
OU4	GALLO1	1/26/21	DUP	1,1,2,2-Tetrachloroethane	<	0.5		ug/L	
OU4	GALLO1	1/26/21	DUP	1,2-Dichlorobenzene	<	0.5		ug/L	
OU4	GALLO1	1/26/21	DUP	1,2-Dichloroethane	<	0.5		ug/L	
OU4	GALLO1	1/26/21	DUP	1,2-Dichloroethene (total)	<	1		ug/L	
OU4	GALLO1	1/26/21	DUP	1,2-Dichloropropane	<	0.5		ug/L	
OU4	GALLO1	1/26/21	DUP	1,2,3-Trichlorobenzene	<	0.5		ug/L	
OU4	GALLO1	1/26/21	DUP	1,2,3-Trichloropropane	<	0.5		ug/L	
OU4	GALLO1	1/26/21	DUP	1,2,4-Trichlorobenzene	<	0.5		ug/L	
OU4	GALLO1	1/26/21	DUP	1,2,4-Trimethylbenzene	<	0.5		ug/L	
OU4	GALLO1	1/26/21	DUP	1,3-Dichlorobenzene	<	0.5		ug/L	
OU4	GALLO1	1/26/21	DUP	1,3-Dichloropropane	<	0.5		ug/L	
OU4	GALLO1	1/26/21	DUP	1,3,5-Trimethylbenzene	<	0.5		ug/L	
OU4	GALLO1	1/26/21	DUP	1,4-Dichlorobenzene	<	0.5		ug/L	
OU4	GALLO1	1/26/21	DUP	2-Chlorotoluene	<	0.5		ug/L	
OU4	GALLO1	1/26/21	DUP	2,2-Dichloropropane	<	0.5		ug/L	
OU4	GALLO1	1/26/21	DUP	4-Chlorotoluene	<	0.5		ug/L	
OU4	GALLO1	1/26/21	DUP	Benzene	<	0.5		ug/L	
OU4	GALLO1	1/26/21	DUP	Bromobenzene	<	0.5		ug/L	
OU4	GALLO1	1/26/21	DUP	Bromochloromethane	<	0.5		ug/L	

Attachment 1. Table 1. Groundwater analytical data, Site 300, 2021.

OU	Location	Date	Sample Type	Parameter	LOS Indicator	Result	Error	Units	QA Flag
OU4	GALLO1	1/26/21	DUP	Bromodichloromethane	<	0.5		ug/L	
OU4	GALLO1	1/26/21	DUP	Bromoform	<	0.5		ug/L	
OU4	GALLO1	1/26/21	DUP	Bromomethane	<	0.5		ug/L	L
OU4	GALLO1	1/26/21	DUP	Carbon tetrachloride	<	0.5		ug/L	
OU4	GALLO1	1/26/21	DUP	Chlorobenzene	<	0.5		ug/L	
OU4	GALLO1	1/26/21	DUP	Chloroethane	<	0.5		ug/L	L
OU4	GALLO1	1/26/21	DUP	Chloroform	<	0.5		ug/L	
OU4	GALLO1	1/26/21	DUP	Chloromethane	<	0.5		ug/L	
OU4	GALLO1	1/26/21	DUP	cis-1,2-Dichloroethene	<	0.5		ug/L	
OU4	GALLO1	1/26/21	DUP	cis-1,3-Dichloropropene	<	0.5		ug/L	
OU4	GALLO1	1/26/21	DUP	Dibromochloromethane	<	0.5		ug/L	
OU4	GALLO1	1/26/21	DUP	Dibromomethane	<	0.5		ug/L	
OU4	GALLO1	1/26/21	DUP	Dichlorodifluoromethane	<	0.5		ug/L	L
OU4	GALLO1	1/26/21	DUP	Ethylbenzene	<	0.5		ug/L	
OU4	GALLO1	1/26/21	DUP	Hexachlorobutadiene	<	0.5		ug/L	
OU4	GALLO1	1/26/21	DUP	Isopropylbenzene	<	0.5		ug/L	
OU4	GALLO1	1/26/21	DUP	m- and p-Xylene Isomers	<	0.5		ug/L	
OU4	GALLO1	1/26/21	DUP	Methylene chloride	<	0.5		ug/L	
OU4	GALLO1	1/26/21	DUP	n-Butylbenzene	<	0.5		ug/L	
OU4	GALLO1	1/26/21	DUP	n-Propylbenzene	<	0.5		ug/L	
OU4	GALLO1	1/26/21	DUP	Naphthalene	<	0.5		ug/L	
OU4	GALLO1	1/26/21	DUP	o-Xylene	<	0.5		ug/L	
OU4	GALLO1	1/26/21	DUP	p-Isopropyl toluene	<	0.5		ug/L	
OU4	GALLO1	1/26/21	DUP	sec-Butylbenzene	<	0.5		ug/L	
OU4	GALLO1	1/26/21	DUP	Styrene	<	0.5		ug/L	
OU4	GALLO1	1/26/21	DUP	tert-Butylbenzene	<	0.5		ug/L	
OU4	GALLO1	1/26/21	DUP	Tetrachloroethene	<	0.5		ug/L	
OU4	GALLO1	1/26/21	DUP	Toluene	<	0.5		ug/L	
OU4	GALLO1	1/26/21	DUP	trans-1,2-Dichloroethene	<	0.5		ug/L	
OU4	GALLO1	1/26/21	DUP	trans-1,3-Dichloropropene	<	0.5		ug/L	
OU4	GALLO1	1/26/21	DUP	Trichloroethene	<	0.5		ug/L	
OU4	GALLO1	1/26/21	DUP	Trichlorofluoromethane	<	0.5		ug/L	
OU4	GALLO1	1/26/21	DUP	Trichlorotrifluoroethane	<	0.5		ug/L	
OU4	GALLO1	1/26/21	DUP	Vinyl chloride	<	0.5		ug/L	
OU4	GALLO1	1/26/21	DUP	1,1-Dichloroethane	<	0.5		ug/L	
OU4	GALLO1	1/26/21	DUP	1,1-Dichloroethene	<	0.5		ug/L	
OU4	GALLO1	1/26/21	DUP	1,1,1-Trichloroethane	<	0.5		ug/L	
OU4	GALLO1	1/26/21	DUP	1,1,2-Trichloroethane	<	0.5		ug/L	
OU4	GALLO1	1/26/21	DUP	1,1,2,2-Tetrachloroethane	<	0.5		ug/L	
OU4	GALLO1	1/26/21	DUP	1,2-Dichlorobenzene	<	0.5		ug/L	
OU4	GALLO1	1/26/21	DUP	1,2-Dichloroethane	<	0.5		ug/L	
OU4	GALLO1	1/26/21	DUP	1,2-Dichloroethene (total)	<	1		ug/L	
OU4	GALLO1	1/26/21	DUP	1,2-Dichloropropane	<	0.5		ug/L	
OU4	GALLO1	1/26/21	DUP	1,3-Dichlorobenzene	<	0.5		ug/L	
OU4	GALLO1	1/26/21	DUP	1,4-Dichlorobenzene	<	0.5		ug/L	
OU4	GALLO1	1/26/21	DUP	2-Chloroethylvinylether	<	1		ug/L	
OU4	GALLO1	1/26/21	DUP	Bromodichloromethane	<	0.5		ug/L	
OU4	GALLO1	1/26/21	DUP	Bromoform	<	0.5		ug/L	
OU4	GALLO1	1/26/21	DUP	Bromomethane	<	0.5		ug/L	
OU4	GALLO1	1/26/21	DUP	Carbon tetrachloride	<	0.5		ug/L	
OU4	GALLO1	1/26/21	DUP	Chlorobenzene	<	0.5		ug/L	
OU4	GALLO1	1/26/21	DUP	Chloroethane	<	0.5		ug/L	
OU4	GALLO1	1/26/21	DUP	Chloroform	<	0.5		ug/L	
OU4	GALLO1	1/26/21	DUP	Chloromethane	<	0.5		ug/L	
OU4	GALLO1	1/26/21	DUP	cis-1,2-Dichloroethene	<	0.5		ug/L	
OU4	GALLO1	1/26/21	DUP	cis-1,3-Dichloropropene	<	0.5		ug/L	
OU4	GALLO1	1/26/21	DUP	Dibromochloromethane	<	0.5		ug/L	
OU4	GALLO1	1/26/21	DUP	Dichlorodifluoromethane	<	0.5		ug/L	L
OU4	GALLO1	1/26/21	DUP	Methylene chloride	<	0.5		ug/L	
OU4	GALLO1	1/26/21	DUP	Tetrachloroethene	<	0.5		ug/L	
OU4	GALLO1	1/26/21	DUP	trans-1,2-Dichloroethene	<	0.5		ug/L	
OU4	GALLO1	1/26/21	DUP	trans-1,3-Dichloropropene	<	0.5		ug/L	
OU4	GALLO1	1/26/21	DUP	Trichloroethene	<	0.5		ug/L	
OU4	GALLO1	1/26/21	DUP	Trichlorofluoromethane	<	0.5		ug/L	
OU4	GALLO1	1/26/21	DUP	Trichlorotrifluoroethane	<	0.5		ug/L	
OU4	GALLO1	1/26/21	DUP	Vinyl chloride	<	0.5		ug/L	

Attachment 1. Table 1. Groundwater analytical data, Site 300, 2021.

OU	Location	Date	Sample Type	Parameter	LOS Indicator	Result	Error	Units	QA Flag
OU4	GALLO1	1/26/21	DUP	1,3-Dinitrobenzene	<	2		ug/L	
OU4	GALLO1	1/26/21	DUP	1,3,5-Trinitrobenzene	<	2		ug/L	
OU4	GALLO1	1/26/21	DUP	2-Amino-4,6-dinitrotoluene	<	2		ug/L	
OU4	GALLO1	1/26/21	DUP	2-Nitrotoluene	<	2		ug/L	
OU4	GALLO1	1/26/21	DUP	2,4-Dinitrotoluene	<	2		ug/L	
OU4	GALLO1	1/26/21	DUP	2,6-Dinitrotoluene	<	2		ug/L	
OU4	GALLO1	1/26/21	DUP	3-Nitrotoluene	<	2		ug/L	
OU4	GALLO1	1/26/21	DUP	4-Amino-2,6-dinitrotoluene	<	2		ug/L	
OU4	GALLO1	1/26/21	DUP	4-Nitrotoluene	<	2		ug/L	
OU4	GALLO1	1/26/21	DUP	HMX	<	1		ug/L	
OU4	GALLO1	1/26/21	DUP	Nitrobenzene	<	2		ug/L	
OU4	GALLO1	1/26/21	DUP	RDX	<	1		ug/L	
OU4	GALLO1	1/26/21	DUP	TNT	<	2		ug/L	
OU4	GALLO1	1/26/21	DUP	Gross alpha	<	2	1.8	pCi/L	
OU4	GALLO1	1/26/21	DUP	Gross beta	<	3	2.5	pCi/L	
OU4	GALLO1	1/26/21	DUP	Tritium	<	100	27	pCi/L	
OU4	GALLO1	1/26/21	DUP	Arsenic		0.003		mg/L	
OU4	GALLO1	1/26/21	DUP	Barium	<	0.02		mg/L	
OU4	GALLO1	1/26/21	DUP	Beryllium	<	0.0005		mg/L	
OU4	GALLO1	1/26/21	DUP	Cadmium	<	0.0005		mg/L	
OU4	GALLO1	1/26/21	DUP	Cobalt	<	0.02		mg/L	
OU4	GALLO1	1/26/21	DUP	Copper	<	0.01		mg/L	
OU4	GALLO1	1/26/21	DUP	Lead	<	0.002		mg/L	
OU4	GALLO1	1/26/21	DUP	Nickel	<	0.005		mg/L	
OU4	GALLO1	1/26/21	DUP	Vanadium	<	0.02		mg/L	
OU4	GALLO1	1/26/21	DUP	Zinc	<	0.02		mg/L	
OU4	GALLO1	2/24/21		Nitrate (as NO3)	<	0.5		mg/L	
OU4	GALLO1	2/24/21		Perchlorate	<	4		ug/L	
OU4	GALLO1	2/24/21		1,1-Dichloroethane	<	0.5		ug/L	
OU4	GALLO1	2/24/21		1,1-Dichloroethene	<	0.5		ug/L	
OU4	GALLO1	2/24/21		1,1,1-Trichloroethane	<	0.5		ug/L	
OU4	GALLO1	2/24/21		1,1,2-Trichloroethane	<	0.5		ug/L	
OU4	GALLO1	2/24/21		1,1,2,2-Tetrachloroethane	<	0.5		ug/L	
OU4	GALLO1	2/24/21		1,2-Dichlorobenzene	<	0.5		ug/L	
OU4	GALLO1	2/24/21		1,2-Dichloroethane	<	0.5		ug/L	
OU4	GALLO1	2/24/21		1,2-Dichloroethene (total)	<	1		ug/L	
OU4	GALLO1	2/24/21		1,2-Dichloropropane	<	0.5		ug/L	
OU4	GALLO1	2/24/21		1,3-Dichlorobenzene	<	0.5		ug/L	
OU4	GALLO1	2/24/21		1,4-Dichlorobenzene	<	0.5		ug/L	
OU4	GALLO1	2/24/21		2-Chloroethylvinylether	<	10		ug/L	
OU4	GALLO1	2/24/21		Bromodichloromethane	<	0.5		ug/L	
OU4	GALLO1	2/24/21		Bromoform	<	0.5		ug/L	
OU4	GALLO1	2/24/21		Bromomethane	<	1		ug/L	
OU4	GALLO1	2/24/21		Carbon tetrachloride	<	0.5		ug/L	
OU4	GALLO1	2/24/21		Chlorobenzene	<	0.5		ug/L	
OU4	GALLO1	2/24/21		Chloroethane	<	0.5		ug/L	
OU4	GALLO1	2/24/21		Chloroform	<	0.5		ug/L	
OU4	GALLO1	2/24/21		Chloromethane	<	0.5		ug/L	
OU4	GALLO1	2/24/21		cis-1,2-Dichloroethene	<	0.5		ug/L	
OU4	GALLO1	2/24/21		cis-1,3-Dichloropropene	<	0.5		ug/L	
OU4	GALLO1	2/24/21		Dibromochloromethane	<	0.5		ug/L	
OU4	GALLO1	2/24/21		Dichlorodifluoromethane	<	0.5		ug/L	
OU4	GALLO1	2/24/21		Methylene chloride	<	1		ug/L	
OU4	GALLO1	2/24/21		Tetrachloroethene	<	0.5		ug/L	
OU4	GALLO1	2/24/21		trans-1,2-Dichloroethene	<	0.5		ug/L	
OU4	GALLO1	2/24/21		trans-1,3-Dichloropropene	<	0.5		ug/L	
OU4	GALLO1	2/24/21		Trichloroethene	<	0.5		ug/L	
OU4	GALLO1	2/24/21		Trichlorofluoromethane	<	0.5		ug/L	
OU4	GALLO1	2/24/21		Trichlorotrifluoroethane	<	0.5		ug/L	
OU4	GALLO1	2/24/21		Vinyl chloride	<	0.5		ug/L	
OU4	GALLO1	2/24/21		1,3-Dinitrobenzene	<	2		ug/L	
OU4	GALLO1	2/24/21		1,3,5-Trinitrobenzene	<	2		ug/L	
OU4	GALLO1	2/24/21		2-Amino-4,6-dinitrotoluene	<	2		ug/L	
OU4	GALLO1	2/24/21		2-Nitrotoluene	<	2		ug/L	
OU4	GALLO1	2/24/21		2,4-Dinitrotoluene	<	2		ug/L	
OU4	GALLO1	2/24/21		2,6-Dinitrotoluene	<	2		ug/L	

Attachment 1. Table 1. Groundwater analytical data, Site 300, 2021.

OU	Location	Date	Sample Type	Parameter	LOS Indicator	Result	Error	Units	QA Flag
OU4	GALLO1	2/24/21		3-Nitrotoluene	<	2		ug/L	
OU4	GALLO1	2/24/21		4-Amino-2,6-dinitrotoluene	<	2		ug/L	
OU4	GALLO1	2/24/21		4-Nitrotoluene	<	2		ug/L	
OU4	GALLO1	2/24/21		HMX	<	1		ug/L	
OU4	GALLO1	2/24/21		Nitrobenzene	<	2		ug/L	
OU4	GALLO1	2/24/21		RDX	<	1		ug/L	
OU4	GALLO1	2/24/21		TNT	<	2		ug/L	
OU4	GALLO1	2/24/21		Field Oxidation Potential (Eh)		-115		mVolts	
OU4	GALLO1	2/24/21		Field pH		9.04		Units	
OU4	GALLO1	2/24/21		Field Specific Conductance		1343		umhos/cm	
OU4	GALLO1	2/24/21		Field Temperature		21.3		Degrees C	
OU4	GALLO1	2/24/21	DUP	Nitrate (as NO3)	<	0.5		mg/L	
OU4	GALLO1	2/24/21	DUP	Perchlorate	<	4		ug/L	
OU4	GALLO1	2/24/21	DUP	1,1-Dichloroethane	<	0.5		ug/L	
OU4	GALLO1	2/24/21	DUP	1,1-Dichloroethene	<	0.5		ug/L	
OU4	GALLO1	2/24/21	DUP	1,1,1-Trichloroethane	<	0.5		ug/L	
OU4	GALLO1	2/24/21	DUP	1,1,2-Trichloroethane	<	0.5		ug/L	
OU4	GALLO1	2/24/21	DUP	1,1,2,2-Tetrachloroethane	<	0.5		ug/L	
OU4	GALLO1	2/24/21	DUP	1,2-Dichlorobenzene	<	0.5		ug/L	
OU4	GALLO1	2/24/21	DUP	1,2-Dichloroethane	<	0.5		ug/L	
OU4	GALLO1	2/24/21	DUP	1,2-Dichloroethene (total)	<	1		ug/L	
OU4	GALLO1	2/24/21	DUP	1,2-Dichloropropane	<	0.5		ug/L	
OU4	GALLO1	2/24/21	DUP	1,3-Dichlorobenzene	<	0.5		ug/L	
OU4	GALLO1	2/24/21	DUP	1,4-Dichlorobenzene	<	0.5		ug/L	
OU4	GALLO1	2/24/21	DUP	2-Chloroethylvinylether	<	1		ug/L	
OU4	GALLO1	2/24/21	DUP	Bromodichloromethane	<	0.5		ug/L	
OU4	GALLO1	2/24/21	DUP	Bromoform	<	0.5		ug/L	
OU4	GALLO1	2/24/21	DUP	Bromomethane	<	0.5		ug/L	
OU4	GALLO1	2/24/21	DUP	Carbon tetrachloride	<	0.5		ug/L	
OU4	GALLO1	2/24/21	DUP	Chlorobenzene	<	0.5		ug/L	
OU4	GALLO1	2/24/21	DUP	Chloroethane	<	0.5		ug/L	
OU4	GALLO1	2/24/21	DUP	Chloroform	<	0.5		ug/L	
OU4	GALLO1	2/24/21	DUP	Chloromethane	<	0.5		ug/L	
OU4	GALLO1	2/24/21	DUP	cis-1,2-Dichloroethene	<	0.5		ug/L	
OU4	GALLO1	2/24/21	DUP	cis-1,3-Dichloropropene	<	0.5		ug/L	
OU4	GALLO1	2/24/21	DUP	Dibromochloromethane	<	0.5		ug/L	
OU4	GALLO1	2/24/21	DUP	Dichlorodifluoromethane	<	0.5		ug/L	
OU4	GALLO1	2/24/21	DUP	Methylene chloride	<	0.5		ug/L	
OU4	GALLO1	2/24/21	DUP	Tetrachloroethene	<	0.5		ug/L	
OU4	GALLO1	2/24/21	DUP	trans-1,2-Dichloroethene	<	0.5		ug/L	
OU4	GALLO1	2/24/21	DUP	trans-1,3-Dichloropropene	<	0.5		ug/L	
OU4	GALLO1	2/24/21	DUP	Trichloroethene	<	0.5		ug/L	
OU4	GALLO1	2/24/21	DUP	Trichlorofluoromethane	<	0.5		ug/L	
OU4	GALLO1	2/24/21	DUP	Trichlorotrifluoroethane	<	0.5		ug/L	
OU4	GALLO1	2/24/21	DUP	Vinyl chloride	<	0.5		ug/L	
OU4	GALLO1	2/24/21	DUP	1,3-Dinitrobenzene	<	2		ug/L	
OU4	GALLO1	2/24/21	DUP	1,3,5-Trinitrobenzene	<	2		ug/L	
OU4	GALLO1	2/24/21	DUP	2-Amino-4,6-dinitrotoluene	<	2		ug/L	
OU4	GALLO1	2/24/21	DUP	2-Nitrotoluene	<	2		ug/L	
OU4	GALLO1	2/24/21	DUP	2,4-Dinitrotoluene	<	2		ug/L	
OU4	GALLO1	2/24/21	DUP	2,6-Dinitrotoluene	<	2		ug/L	
OU4	GALLO1	2/24/21	DUP	3-Nitrotoluene	<	2		ug/L	
OU4	GALLO1	2/24/21	DUP	4-Amino-2,6-dinitrotoluene	<	2		ug/L	L
OU4	GALLO1	2/24/21	DUP	4-Nitrotoluene	<	2		ug/L	
OU4	GALLO1	2/24/21	DUP	HMX	<	1		ug/L	
OU4	GALLO1	2/24/21	DUP	Nitrobenzene	<	2		ug/L	
OU4	GALLO1	2/24/21	DUP	RDX	<	1		ug/L	
OU4	GALLO1	2/24/21	DUP	TNT	<	2		ug/L	
OU4	GALLO1	3/17/21		Nitrate (as NO3)	<	0.5		mg/L	
OU4	GALLO1	3/17/21		Perchlorate	<	4		ug/L	
OU4	GALLO1	3/17/21		1,1-Dichloroethane	<	0.5		ug/L	
OU4	GALLO1	3/17/21		1,1-Dichloroethene	<	0.5		ug/L	
OU4	GALLO1	3/17/21		1,1,1-Trichloroethane	<	0.5		ug/L	
OU4	GALLO1	3/17/21		1,1,2-Trichloroethane	<	0.5		ug/L	
OU4	GALLO1	3/17/21		1,1,2,2-Tetrachloroethane	<	0.5		ug/L	
OU4	GALLO1	3/17/21		1,2-Dichlorobenzene	<	0.5		ug/L	

Attachment 1. Table 1. Groundwater analytical data, Site 300, 2021.

OU	Location	Date	Sample Type	Parameter	LOS Indicator	Result	Error	Units	QA Flag
OU4	GALLO1	3/17/21		1,2-Dichloroethane	<	0.5		ug/L	
OU4	GALLO1	3/17/21		1,2-Dichloroethene (total)	<	1		ug/L	
OU4	GALLO1	3/17/21		1,2-Dichloropropane	<	0.5		ug/L	
OU4	GALLO1	3/17/21		1,3-Dichlorobenzene	<	0.5		ug/L	
OU4	GALLO1	3/17/21		1,4-Dichlorobenzene	<	0.5		ug/L	
OU4	GALLO1	3/17/21		2-Chloroethylvinylether	<	10		ug/L	
OU4	GALLO1	3/17/21		Bromodichloromethane	<	0.5		ug/L	
OU4	GALLO1	3/17/21		Bromoform	<	0.5		ug/L	
OU4	GALLO1	3/17/21		Bromomethane	<	1		ug/L	
OU4	GALLO1	3/17/21		Carbon tetrachloride	<	0.5		ug/L	
OU4	GALLO1	3/17/21		Chlorobenzene	<	0.5		ug/L	
OU4	GALLO1	3/17/21		Chloroethane	<	0.5		ug/L	
OU4	GALLO1	3/17/21		Chloroform	<	0.5		ug/L	
OU4	GALLO1	3/17/21		Chloromethane	<	0.5		ug/L	
OU4	GALLO1	3/17/21		cis-1,2-Dichloroethene	<	0.5		ug/L	
OU4	GALLO1	3/17/21		cis-1,3-Dichloropropene	<	0.5		ug/L	
OU4	GALLO1	3/17/21		Dibromochloromethane	<	0.5		ug/L	
OU4	GALLO1	3/17/21		Dichlorodifluoromethane	<	0.5		ug/L	
OU4	GALLO1	3/17/21		Methylene chloride	<	1		ug/L	
OU4	GALLO1	3/17/21		Tetrachloroethene	<	0.5		ug/L	
OU4	GALLO1	3/17/21		trans-1,2-Dichloroethene	<	0.5		ug/L	
OU4	GALLO1	3/17/21		trans-1,3-Dichloropropene	<	0.5		ug/L	
OU4	GALLO1	3/17/21		Trichloroethene	<	0.5		ug/L	
OU4	GALLO1	3/17/21		Trichlorofluoromethane	<	0.5		ug/L	
OU4	GALLO1	3/17/21		Trichlorotrifluoroethane	<	0.5		ug/L	
OU4	GALLO1	3/17/21		Vinyl chloride	<	0.5		ug/L	
OU4	GALLO1	3/17/21		1,3-Dinitrobenzene	<	2		ug/L	
OU4	GALLO1	3/17/21		1,3,5-Trinitrobenzene	<	2		ug/L	
OU4	GALLO1	3/17/21		2-Amino-4,6-dinitrotoluene	<	2		ug/L	
OU4	GALLO1	3/17/21		2-Nitrotoluene	<	2		ug/L	
OU4	GALLO1	3/17/21		2,4-Dinitrotoluene	<	2		ug/L	
OU4	GALLO1	3/17/21		2,6-Dinitrotoluene	<	2		ug/L	
OU4	GALLO1	3/17/21		3-Nitrotoluene	<	2		ug/L	
OU4	GALLO1	3/17/21		4-Amino-2,6-dinitrotoluene	<	2		ug/L	
OU4	GALLO1	3/17/21		4-Nitrotoluene	<	2		ug/L	
OU4	GALLO1	3/17/21		HMX	<	1		ug/L	
OU4	GALLO1	3/17/21		Nitrobenzene	<	2		ug/L	
OU4	GALLO1	3/17/21		RDX	<	1		ug/L	
OU4	GALLO1	3/17/21		TNT	<	2		ug/L	
OU4	GALLO1	3/17/21	DUP	Nitrate (as NO3)	<	0.5		mg/L	
OU4	GALLO1	3/17/21	DUP	Perchlorate	<	4		ug/L	
OU4	GALLO1	3/17/21	DUP	1,1-Dichloroethane	<	0.5		ug/L	
OU4	GALLO1	3/17/21	DUP	1,1-Dichloroethene	<	0.5		ug/L	
OU4	GALLO1	3/17/21	DUP	1,1,1-Trichloroethane	<	0.5		ug/L	
OU4	GALLO1	3/17/21	DUP	1,1,2-Trichloroethane	<	0.5		ug/L	
OU4	GALLO1	3/17/21	DUP	1,1,2,2-Tetrachloroethane	<	0.5		ug/L	
OU4	GALLO1	3/17/21	DUP	1,2-Dichlorobenzene	<	0.5		ug/L	
OU4	GALLO1	3/17/21	DUP	1,2-Dichloroethane	<	0.5		ug/L	
OU4	GALLO1	3/17/21	DUP	1,2-Dichloroethene (total)	<	1		ug/L	
OU4	GALLO1	3/17/21	DUP	1,2-Dichloropropane	<	0.5		ug/L	
OU4	GALLO1	3/17/21	DUP	1,3-Dichlorobenzene	<	0.5		ug/L	
OU4	GALLO1	3/17/21	DUP	1,4-Dichlorobenzene	<	0.5		ug/L	
OU4	GALLO1	3/17/21	DUP	2-Chloroethylvinylether	<	1		ug/L	
OU4	GALLO1	3/17/21	DUP	Bromodichloromethane	<	0.5		ug/L	
OU4	GALLO1	3/17/21	DUP	Bromoform	<	0.5		ug/L	
OU4	GALLO1	3/17/21	DUP	Bromomethane	<	0.5		ug/L	
OU4	GALLO1	3/17/21	DUP	Carbon tetrachloride	<	0.5		ug/L	
OU4	GALLO1	3/17/21	DUP	Chlorobenzene	<	0.5		ug/L	
OU4	GALLO1	3/17/21	DUP	Chloroethane	<	0.5		ug/L	
OU4	GALLO1	3/17/21	DUP	Chloroform	<	0.5		ug/L	
OU4	GALLO1	3/17/21	DUP	Chloromethane	<	0.5		ug/L	
OU4	GALLO1	3/17/21	DUP	cis-1,2-Dichloroethene	<	0.5		ug/L	
OU4	GALLO1	3/17/21	DUP	cis-1,3-Dichloropropene	<	0.5		ug/L	
OU4	GALLO1	3/17/21	DUP	Dibromochloromethane	<	0.5		ug/L	
OU4	GALLO1	3/17/21	DUP	Dichlorodifluoromethane	<	0.5		ug/L	
OU4	GALLO1	3/17/21	DUP	Methylene chloride	<	0.5		ug/L	

Attachment 1. Table 1. Groundwater analytical data, Site 300, 2021.

OU	Location	Date	Sample Type	Parameter	LOS Indicator	Result	Error	Units	QA Flag
OU4	GALLO1	3/17/21	DUP	Tetrachloroethene	<	0.5		ug/L	
OU4	GALLO1	3/17/21	DUP	trans-1,2-Dichloroethene	<	0.5		ug/L	
OU4	GALLO1	3/17/21	DUP	trans-1,3-Dichloropropene	<	0.5		ug/L	
OU4	GALLO1	3/17/21	DUP	Trichloroethene	<	0.5		ug/L	
OU4	GALLO1	3/17/21	DUP	Trichlorofluoromethane	<	0.5		ug/L	
OU4	GALLO1	3/17/21	DUP	Trichlorotrifluoroethane	<	0.5		ug/L	
OU4	GALLO1	3/17/21	DUP	Vinyl chloride	<	0.5		ug/L	
OU4	GALLO1	3/17/21	DUP	1,3-Dinitrobenzene	<	2		ug/L	
OU4	GALLO1	3/17/21	DUP	1,3,5-Trinitrobenzene	<	2		ug/L	
OU4	GALLO1	3/17/21	DUP	2-Amino-4,6-dinitrotoluene	<	2		ug/L	
OU4	GALLO1	3/17/21	DUP	2-Nitrotoluene	<	2		ug/L	
OU4	GALLO1	3/17/21	DUP	2,4-Dinitrotoluene	<	2		ug/L	
OU4	GALLO1	3/17/21	DUP	2,6-Dinitrotoluene	<	2		ug/L	
OU4	GALLO1	3/17/21	DUP	3-Nitrotoluene	<	2		ug/L	
OU4	GALLO1	3/17/21	DUP	4-Amino-2,6-dinitrotoluene	<	2		ug/L	
OU4	GALLO1	3/17/21	DUP	4-Nitrotoluene	<	2		ug/L	
OU4	GALLO1	3/17/21	DUP	HMX	<	1		ug/L	
OU4	GALLO1	3/17/21	DUP	Nitrobenzene	<	2		ug/L	
OU4	GALLO1	3/17/21	DUP	RDX	<	1		ug/L	
OU4	GALLO1	3/17/21	DUP	TNT	<	2		ug/L	
OU4	GALLO1	4/22/21		Nitrate (as NO3)	<	1		mg/L	D
OU4	GALLO1	4/22/21		Perchlorate	<	4		ug/L	
OU4	GALLO1	4/22/21		1,1-Dichloroethane	<	0.5		ug/L	
OU4	GALLO1	4/22/21		1,1-Dichloroethene	<	0.5		ug/L	L
OU4	GALLO1	4/22/21		1,1-Dichloropropene	<	0.5		ug/L	
OU4	GALLO1	4/22/21		1,1,1-Trichloroethane	<	0.5		ug/L	
OU4	GALLO1	4/22/21		1,1,1,2-Tetrachloroethane	<	0.5		ug/L	
OU4	GALLO1	4/22/21		1,1,2-Trichloroethane	<	0.5		ug/L	
OU4	GALLO1	4/22/21		1,1,2,2-Tetrachloroethane	<	0.5		ug/L	
OU4	GALLO1	4/22/21		1,2-Dichlorobenzene	<	0.5		ug/L	
OU4	GALLO1	4/22/21		1,2-Dichloroethane	<	0.5		ug/L	
OU4	GALLO1	4/22/21		1,2-Dichloroethene (total)	<	1		ug/L	
OU4	GALLO1	4/22/21		1,2-Dichloropropane	<	0.5		ug/L	
OU4	GALLO1	4/22/21		1,2,3-Trichlorobenzene	<	0.5		ug/L	
OU4	GALLO1	4/22/21		1,2,3-Trichloropropane	<	1		ug/L	
OU4	GALLO1	4/22/21		1,2,4-Trichlorobenzene	<	0.5		ug/L	
OU4	GALLO1	4/22/21		1,2,4-Trimethylbenzene	<	0.5		ug/L	
OU4	GALLO1	4/22/21		1,3-Dichlorobenzene	<	0.5		ug/L	
OU4	GALLO1	4/22/21		1,3-Dichloropropane	<	0.5		ug/L	
OU4	GALLO1	4/22/21		1,3,5-Trimethylbenzene	<	0.5		ug/L	
OU4	GALLO1	4/22/21		1,4-Dichlorobenzene	<	0.5		ug/L	
OU4	GALLO1	4/22/21		2-Chlorotoluene	<	0.5		ug/L	
OU4	GALLO1	4/22/21		2,2-Dichloropropane	<	0.5		ug/L	
OU4	GALLO1	4/22/21		4-Chlorotoluene	<	0.5		ug/L	
OU4	GALLO1	4/22/21		Benzene	<	0.5		ug/L	
OU4	GALLO1	4/22/21		Bromobenzene	<	0.5		ug/L	
OU4	GALLO1	4/22/21		Bromochloromethane	<	0.5		ug/L	
OU4	GALLO1	4/22/21		Bromodichloromethane	<	0.5		ug/L	
OU4	GALLO1	4/22/21		Bromoform	<	0.5		ug/L	
OU4	GALLO1	4/22/21		Bromomethane	<	0.5		ug/L	
OU4	GALLO1	4/22/21		Carbon tetrachloride	<	0.5		ug/L	
OU4	GALLO1	4/22/21		Chlorobenzene	<	0.5		ug/L	
OU4	GALLO1	4/22/21		Chloroethane	<	0.5		ug/L	
OU4	GALLO1	4/22/21		Chloroform	<	0.5		ug/L	
OU4	GALLO1	4/22/21		Chloromethane	<	0.5		ug/L	L
OU4	GALLO1	4/22/21		cis-1,2-Dichloroethene	<	0.5		ug/L	
OU4	GALLO1	4/22/21		cis-1,3-Dichloropropene	<	0.5		ug/L	
OU4	GALLO1	4/22/21		Dibromochloromethane	<	0.5		ug/L	
OU4	GALLO1	4/22/21		Dibromomethane	<	0.5		ug/L	
OU4	GALLO1	4/22/21		Dichlorodifluoromethane	<	0.5		ug/L	
OU4	GALLO1	4/22/21		Ethylbenzene	<	0.5		ug/L	
OU4	GALLO1	4/22/21		Hexachlorobutadiene	<	0.5		ug/L	
OU4	GALLO1	4/22/21		Isopropylbenzene	<	0.5		ug/L	
OU4	GALLO1	4/22/21		m- and p-Xylene Isomers	<	0.5		ug/L	
OU4	GALLO1	4/22/21		Methylene chloride	<	1		ug/L	
OU4	GALLO1	4/22/21		n-Butylbenzene	<	0.5		ug/L	

Attachment 1. Table 1. Groundwater analytical data, Site 300, 2021.

OU	Location	Date	Sample Type	Parameter	LOS Indicator	Result	Error	Units	QA Flag
OU4	GALLO1	4/22/21		n-Propylbenzene	<	0.5		ug/L	
OU4	GALLO1	4/22/21		Naphthalene	<	0.5		ug/L	
OU4	GALLO1	4/22/21		o-Xylene	<	0.5		ug/L	
OU4	GALLO1	4/22/21		p-Isopropyl toluene	<	0.5		ug/L	
OU4	GALLO1	4/22/21		sec-Butylbenzene	<	0.5		ug/L	
OU4	GALLO1	4/22/21		Styrene	<	0.5		ug/L	
OU4	GALLO1	4/22/21		tert-Butylbenzene	<	0.5		ug/L	
OU4	GALLO1	4/22/21		Tetrachloroethene	<	0.5		ug/L	
OU4	GALLO1	4/22/21		Toluene	<	0.5		ug/L	
OU4	GALLO1	4/22/21		Total Xylene Isomers	<	1		ug/L	
OU4	GALLO1	4/22/21		trans-1,2-Dichloroethene	<	0.5		ug/L	
OU4	GALLO1	4/22/21		trans-1,3-Dichloropropene	<	0.5		ug/L	
OU4	GALLO1	4/22/21		Trichloroethene	<	0.5		ug/L	E
OU4	GALLO1	4/22/21		Trichlorofluoromethane	<	0.5		ug/L	
OU4	GALLO1	4/22/21		Trichlorotrifluoroethane	<	0.5		ug/L	
OU4	GALLO1	4/22/21		Vinyl chloride	<	0.5		ug/L	L
OU4	GALLO1	4/22/21		1,1-Dichloroethane	<	0.5		ug/L	
OU4	GALLO1	4/22/21		1,1-Dichloroethene	<	0.5		ug/L	
OU4	GALLO1	4/22/21		1,1,1-Trichloroethane	<	0.5		ug/L	
OU4	GALLO1	4/22/21		1,1,2-Trichloroethane	<	0.5		ug/L	
OU4	GALLO1	4/22/21		1,1,2,2-Tetrachloroethane	<	0.5		ug/L	
OU4	GALLO1	4/22/21		1,2-Dichlorobenzene	<	0.5		ug/L	
OU4	GALLO1	4/22/21		1,2-Dichloroethane	<	0.5		ug/L	
OU4	GALLO1	4/22/21		1,2-Dichloroethene (total)	<	1		ug/L	
OU4	GALLO1	4/22/21		1,2-Dichloropropane	<	0.5		ug/L	
OU4	GALLO1	4/22/21		1,3-Dichlorobenzene	<	0.5		ug/L	
OU4	GALLO1	4/22/21		1,4-Dichlorobenzene	<	0.5		ug/L	
OU4	GALLO1	4/22/21		2-Chloroethylvinylether	<	10		ug/L	
OU4	GALLO1	4/22/21		Bromodichloromethane	<	0.5		ug/L	
OU4	GALLO1	4/22/21		Bromoform	<	0.5		ug/L	
OU4	GALLO1	4/22/21		Bromomethane	<	1		ug/L	
OU4	GALLO1	4/22/21		Carbon tetrachloride	<	0.5		ug/L	
OU4	GALLO1	4/22/21		Chlorobenzene	<	0.5		ug/L	
OU4	GALLO1	4/22/21		Chloroethane	<	0.5		ug/L	
OU4	GALLO1	4/22/21		Chloroform	<	0.5		ug/L	
OU4	GALLO1	4/22/21		Chloromethane	<	0.5		ug/L	
OU4	GALLO1	4/22/21		cis-1,2-Dichloroethene	<	0.5		ug/L	
OU4	GALLO1	4/22/21		cis-1,3-Dichloropropene	<	0.5		ug/L	
OU4	GALLO1	4/22/21		Dibromochloromethane	<	0.5		ug/L	
OU4	GALLO1	4/22/21		Dichlorodifluoromethane	<	0.5		ug/L	
OU4	GALLO1	4/22/21		Methylene chloride	<	1		ug/L	
OU4	GALLO1	4/22/21		Tetrachloroethene	<	0.5		ug/L	
OU4	GALLO1	4/22/21		trans-1,2-Dichloroethene	<	0.5		ug/L	
OU4	GALLO1	4/22/21		trans-1,3-Dichloropropene	<	0.5		ug/L	
OU4	GALLO1	4/22/21		Trichloroethene	<	0.5		ug/L	
OU4	GALLO1	4/22/21		Trichlorofluoromethane	<	0.5		ug/L	
OU4	GALLO1	4/22/21		Trichlorotrifluoroethane	<	0.5		ug/L	
OU4	GALLO1	4/22/21		Vinyl chloride	<	0.5		ug/L	
OU4	GALLO1	4/22/21		1,3-Dinitrobenzene	<	2		ug/L	
OU4	GALLO1	4/22/21		1,3,5-Trinitrobenzene	<	2		ug/L	
OU4	GALLO1	4/22/21		2-Amino-4,6-dinitrotoluene	<	2		ug/L	
OU4	GALLO1	4/22/21		2-Nitrotoluene	<	2		ug/L	
OU4	GALLO1	4/22/21		2,4-Dinitrotoluene	<	2		ug/L	
OU4	GALLO1	4/22/21		2,6-Dinitrotoluene	<	2		ug/L	
OU4	GALLO1	4/22/21		3-Nitrotoluene	<	2		ug/L	
OU4	GALLO1	4/22/21		4-Amino-2,6-dinitrotoluene	<	2		ug/L	
OU4	GALLO1	4/22/21		4-Nitrotoluene	<	2		ug/L	
OU4	GALLO1	4/22/21		HMX	<	1		ug/L	
OU4	GALLO1	4/22/21		Nitrobenzene	<	2		ug/L	
OU4	GALLO1	4/22/21		RDX	<	1		ug/L	
OU4	GALLO1	4/22/21		TNT	<	2		ug/L	
OU4	GALLO1	4/22/21		Gross alpha	<	2	0.85	pCi/L	
OU4	GALLO1	4/22/21		Gross beta	<	3	0.916	pCi/L	
OU4	GALLO1	4/22/21		Tritium	<	100	57.9	pCi/L	
OU4	GALLO1	4/22/21		Field Oxidation Potential (Eh)		-131		mVolts	
OU4	GALLO1	4/22/21		Field pH		8.54		Units	

Attachment 1. Table 1. Groundwater analytical data, Site 300, 2021.

OU	Location	Date	Sample Type	Parameter	LOS Indicator	Result	Error	Units	QA Flag
OU4	GALLO1	4/22/21		Field Specific Conductance		1343		umhos/cm	
OU4	GALLO1	4/22/21		Field Temperature		22.4		Degrees C	
OU4	GALLO1	4/22/21		Arsenic		0.0035		mg/L	
OU4	GALLO1	4/22/21		Barium	<	0.025		mg/L	E
OU4	GALLO1	4/22/21		Beryllium	<	0.0005		mg/L	
OU4	GALLO1	4/22/21		Cadmium	<	0.0005		mg/L	E
OU4	GALLO1	4/22/21		Cobalt	<	0.025		mg/L	E
OU4	GALLO1	4/22/21		Copper	<	0.01		mg/L	E
OU4	GALLO1	4/22/21		Lead	<	0.002		mg/L	
OU4	GALLO1	4/22/21		Nickel	<	0.005		mg/L	E
OU4	GALLO1	4/22/21		Vanadium	<	0.025		mg/L	
OU4	GALLO1	4/22/21		Zinc	<	0.02		mg/L	
OU4	GALLO1	4/22/21	DUP	Nitrate (as NO3)	<	0.5		mg/L	
OU4	GALLO1	4/22/21	DUP	Perchlorate	<	4		ug/L	
OU4	GALLO1	4/22/21	DUP	1,1-Dichloroethane	<	0.5		ug/L	
OU4	GALLO1	4/22/21	DUP	1,1-Dichloroethene	<	0.5		ug/L	
OU4	GALLO1	4/22/21	DUP	1,1-Dichloropropene	<	0.5		ug/L	
OU4	GALLO1	4/22/21	DUP	1,1,1-Trichloroethane	<	0.5		ug/L	
OU4	GALLO1	4/22/21	DUP	1,1,1,2-Tetrachloroethane	<	0.5		ug/L	
OU4	GALLO1	4/22/21	DUP	1,1,2-Trichloroethane	<	0.5		ug/L	
OU4	GALLO1	4/22/21	DUP	1,1,2,2-Tetrachloroethane	<	0.5		ug/L	
OU4	GALLO1	4/22/21	DUP	1,2-Dichlorobenzene	<	0.5		ug/L	
OU4	GALLO1	4/22/21	DUP	1,2-Dichloroethane	<	0.5		ug/L	
OU4	GALLO1	4/22/21	DUP	1,2-Dichloroethene (total)	<	1		ug/L	
OU4	GALLO1	4/22/21	DUP	1,2-Dichloropropane	<	0.5		ug/L	
OU4	GALLO1	4/22/21	DUP	1,2,3-Trichlorobenzene	<	0.5		ug/L	
OU4	GALLO1	4/22/21	DUP	1,2,3-Trichloropropane	<	0.5		ug/L	
OU4	GALLO1	4/22/21	DUP	1,2,4-Trichlorobenzene	<	0.5		ug/L	
OU4	GALLO1	4/22/21	DUP	1,2,4-Trimethylbenzene	<	0.5		ug/L	
OU4	GALLO1	4/22/21	DUP	1,3-Dichlorobenzene	<	0.5		ug/L	
OU4	GALLO1	4/22/21	DUP	1,3-Dichloropropane	<	0.5		ug/L	
OU4	GALLO1	4/22/21	DUP	1,3,5-Trimethylbenzene	<	0.5		ug/L	
OU4	GALLO1	4/22/21	DUP	1,4-Dichlorobenzene	<	0.5		ug/L	
OU4	GALLO1	4/22/21	DUP	2-Chlorotoluene	<	0.5		ug/L	
OU4	GALLO1	4/22/21	DUP	2,2-Dichloropropane	<	0.5		ug/L	
OU4	GALLO1	4/22/21	DUP	4-Chlorotoluene	<	0.5		ug/L	
OU4	GALLO1	4/22/21	DUP	Benzene	<	0.5		ug/L	
OU4	GALLO1	4/22/21	DUP	Bromobenzene	<	0.5		ug/L	
OU4	GALLO1	4/22/21	DUP	Bromochloromethane	<	0.5		ug/L	
OU4	GALLO1	4/22/21	DUP	Bromodichloromethane	<	0.5		ug/L	
OU4	GALLO1	4/22/21	DUP	Bromoform	<	0.5		ug/L	
OU4	GALLO1	4/22/21	DUP	Bromomethane	<	0.5		ug/L	
OU4	GALLO1	4/22/21	DUP	Carbon tetrachloride	<	0.5		ug/L	
OU4	GALLO1	4/22/21	DUP	Chlorobenzene	<	0.5		ug/L	
OU4	GALLO1	4/22/21	DUP	Chloroethane	<	0.5		ug/L	
OU4	GALLO1	4/22/21	DUP	Chloroform	<	0.5		ug/L	
OU4	GALLO1	4/22/21	DUP	Chloromethane	<	0.5		ug/L	
OU4	GALLO1	4/22/21	DUP	cis-1,2-Dichloroethene	<	0.5		ug/L	
OU4	GALLO1	4/22/21	DUP	cis-1,3-Dichloropropene	<	0.5		ug/L	
OU4	GALLO1	4/22/21	DUP	Dibromochloromethane	<	0.5		ug/L	
OU4	GALLO1	4/22/21	DUP	Dibromomethane	<	0.5		ug/L	
OU4	GALLO1	4/22/21	DUP	Dichlorodifluoromethane	<	0.5		ug/L	
OU4	GALLO1	4/22/21	DUP	Ethylbenzene	<	0.5		ug/L	
OU4	GALLO1	4/22/21	DUP	Hexachlorobutadiene	<	0.5		ug/L	
OU4	GALLO1	4/22/21	DUP	Isopropylbenzene	<	0.5		ug/L	
OU4	GALLO1	4/22/21	DUP	m- and p-Xylene Isomers	<	0.5		ug/L	
OU4	GALLO1	4/22/21	DUP	Methylene chloride	<	0.5		ug/L	
OU4	GALLO1	4/22/21	DUP	n-Butylbenzene	<	0.5		ug/L	
OU4	GALLO1	4/22/21	DUP	n-Propylbenzene	<	0.5		ug/L	
OU4	GALLO1	4/22/21	DUP	Naphthalene	<	0.5		ug/L	
OU4	GALLO1	4/22/21	DUP	o-Xylene	<	0.5		ug/L	
OU4	GALLO1	4/22/21	DUP	p-Isopropyl toluene	<	0.5		ug/L	
OU4	GALLO1	4/22/21	DUP	sec-Butylbenzene	<	0.5		ug/L	
OU4	GALLO1	4/22/21	DUP	Styrene	<	0.5		ug/L	
OU4	GALLO1	4/22/21	DUP	tert-Butylbenzene	<	0.5		ug/L	
OU4	GALLO1	4/22/21	DUP	Tetrachloroethene	<	0.5		ug/L	

Attachment 1. Table 1. Groundwater analytical data, Site 300, 2021.

OU	Location	Date	Sample Type	Parameter	LOS Indicator	Result	Error	Units	QA Flag
OU4	GALLO1	4/22/21	DUP	Toluene	<	0.5		ug/L	
OU4	GALLO1	4/22/21	DUP	trans-1,2-Dichloroethene	<	0.5		ug/L	
OU4	GALLO1	4/22/21	DUP	trans-1,3-Dichloropropene	<	0.5		ug/L	
OU4	GALLO1	4/22/21	DUP	Trichloroethene	<	0.5		ug/L	
OU4	GALLO1	4/22/21	DUP	Trichlorofluoromethane	<	0.5		ug/L	
OU4	GALLO1	4/22/21	DUP	Trichlorotrifluoroethane	<	0.5		ug/L	
OU4	GALLO1	4/22/21	DUP	Vinyl chloride	<	0.5		ug/L	
OU4	GALLO1	4/22/21	DUP	1,1-Dichloroethane	<	0.5		ug/L	
OU4	GALLO1	4/22/21	DUP	1,1-Dichloroethene	<	0.5		ug/L	
OU4	GALLO1	4/22/21	DUP	1,1,1-Trichloroethane	<	0.5		ug/L	
OU4	GALLO1	4/22/21	DUP	1,1,2-Trichloroethane	<	0.5		ug/L	
OU4	GALLO1	4/22/21	DUP	1,1,2,2-Tetrachloroethane	<	0.5		ug/L	
OU4	GALLO1	4/22/21	DUP	1,2-Dichlorobenzene	<	0.5		ug/L	
OU4	GALLO1	4/22/21	DUP	1,2-Dichloroethane	<	0.5		ug/L	
OU4	GALLO1	4/22/21	DUP	1,2-Dichloroethene (total)	<	1		ug/L	
OU4	GALLO1	4/22/21	DUP	1,2-Dichloropropane	<	0.5		ug/L	
OU4	GALLO1	4/22/21	DUP	1,3-Dichlorobenzene	<	0.5		ug/L	
OU4	GALLO1	4/22/21	DUP	1,4-Dichlorobenzene	<	0.5		ug/L	
OU4	GALLO1	4/22/21	DUP	2-Chloroethylvinylether	<	1		ug/L	
OU4	GALLO1	4/22/21	DUP	Bromodichloromethane	<	0.5		ug/L	
OU4	GALLO1	4/22/21	DUP	Bromoform	<	0.5		ug/L	
OU4	GALLO1	4/22/21	DUP	Bromomethane	<	0.5		ug/L	
OU4	GALLO1	4/22/21	DUP	Carbon tetrachloride	<	0.5		ug/L	
OU4	GALLO1	4/22/21	DUP	Chlorobenzene	<	0.5		ug/L	
OU4	GALLO1	4/22/21	DUP	Chloroethane	<	0.5		ug/L	
OU4	GALLO1	4/22/21	DUP	Chloroform	<	0.5		ug/L	
OU4	GALLO1	4/22/21	DUP	Chloromethane	<	0.5		ug/L	
OU4	GALLO1	4/22/21	DUP	cis-1,2-Dichloroethene	<	0.5		ug/L	
OU4	GALLO1	4/22/21	DUP	cis-1,3-Dichloropropene	<	0.5		ug/L	
OU4	GALLO1	4/22/21	DUP	Dibromochloromethane	<	0.5		ug/L	
OU4	GALLO1	4/22/21	DUP	Dichlorodifluoromethane	<	0.5		ug/L	
OU4	GALLO1	4/22/21	DUP	Methylene chloride	<	0.5		ug/L	
OU4	GALLO1	4/22/21	DUP	Tetrachloroethene	<	0.5		ug/L	
OU4	GALLO1	4/22/21	DUP	trans-1,2-Dichloroethene	<	0.5		ug/L	
OU4	GALLO1	4/22/21	DUP	trans-1,3-Dichloropropene	<	0.5		ug/L	
OU4	GALLO1	4/22/21	DUP	Trichloroethene	<	0.5		ug/L	
OU4	GALLO1	4/22/21	DUP	Trichlorofluoromethane	<	0.5		ug/L	
OU4	GALLO1	4/22/21	DUP	Trichlorotrifluoroethane	<	0.5		ug/L	
OU4	GALLO1	4/22/21	DUP	Vinyl chloride	<	0.5		ug/L	
OU4	GALLO1	4/22/21	DUP	1,3-Dinitrobenzene	<	2		ug/L	
OU4	GALLO1	4/22/21	DUP	1,3,5-Trinitrobenzene	<	2		ug/L	
OU4	GALLO1	4/22/21	DUP	2-Amino-4,6-dinitrotoluene	<	2		ug/L	
OU4	GALLO1	4/22/21	DUP	2-Nitrotoluene	<	2		ug/L	
OU4	GALLO1	4/22/21	DUP	2,4-Dinitrotoluene	<	2		ug/L	
OU4	GALLO1	4/22/21	DUP	2,6-Dinitrotoluene	<	2		ug/L	
OU4	GALLO1	4/22/21	DUP	3-Nitrotoluene	<	2		ug/L	
OU4	GALLO1	4/22/21	DUP	4-Amino-2,6-dinitrotoluene	<	2		ug/L	
OU4	GALLO1	4/22/21	DUP	4-Nitrotoluene	<	2		ug/L	
OU4	GALLO1	4/22/21	DUP	HMX	<	1		ug/L	
OU4	GALLO1	4/22/21	DUP	Nitrobenzene	<	2		ug/L	
OU4	GALLO1	4/22/21	DUP	RDX	<	1		ug/L	
OU4	GALLO1	4/22/21	DUP	TNT	<	2		ug/L	
OU4	GALLO1	4/22/21	DUP	Gross alpha	<	2	1.5	pCi/L	L
OU4	GALLO1	4/22/21	DUP	Gross beta	<	3	1.9	pCi/L	
OU4	GALLO1	4/22/21	DUP	Tritium	<	100	24	pCi/L	
OU4	GALLO1	4/22/21	DUP	Arsenic		0.003		mg/L	
OU4	GALLO1	4/22/21	DUP	Barium	<	0.02		mg/L	
OU4	GALLO1	4/22/21	DUP	Beryllium	<	0.0005		mg/L	
OU4	GALLO1	4/22/21	DUP	Cadmium	<	0.0005		mg/L	
OU4	GALLO1	4/22/21	DUP	Cobalt	<	0.02		mg/L	
OU4	GALLO1	4/22/21	DUP	Copper	<	0.01		mg/L	
OU4	GALLO1	4/22/21	DUP	Lead	<	0.002		mg/L	
OU4	GALLO1	4/22/21	DUP	Nickel	<	0.005		mg/L	
OU4	GALLO1	4/22/21	DUP	Vanadium	<	0.02		mg/L	
OU4	GALLO1	4/22/21	DUP	Zinc	<	0.02		mg/L	
OU4	GALLO1	5/11/21		Nitrate (as NO3)	<	0.5		mg/L	

Attachment 1. Table 1. Groundwater analytical data, Site 300, 2021.

OU	Location	Date	Sample Type	Parameter	LOS Indicator	Result	Error	Units	QA Flag
OU4	GALLO1	5/11/21		Perchlorate	<	4		ug/L	
OU4	GALLO1	5/11/21		1,1-Dichloroethane	<	0.5		ug/L	
OU4	GALLO1	5/11/21		1,1-Dichloroethene	<	0.5		ug/L	
OU4	GALLO1	5/11/21		1,1,1-Trichloroethane	<	0.5		ug/L	
OU4	GALLO1	5/11/21		1,1,2-Trichloroethane	<	0.5		ug/L	
OU4	GALLO1	5/11/21		1,1,2,2-Tetrachloroethane	<	0.5		ug/L	
OU4	GALLO1	5/11/21		1,2-Dichlorobenzene	<	0.5		ug/L	
OU4	GALLO1	5/11/21		1,2-Dichloroethane	<	0.5		ug/L	
OU4	GALLO1	5/11/21		1,2-Dichloroethene (total)	<	1		ug/L	
OU4	GALLO1	5/11/21		1,2-Dichloropropane	<	0.5		ug/L	
OU4	GALLO1	5/11/21		1,3-Dichlorobenzene	<	0.5		ug/L	
OU4	GALLO1	5/11/21		1,4-Dichlorobenzene	<	0.5		ug/L	
OU4	GALLO1	5/11/21		2-Chloroethylvinylether	<	10		ug/L	
OU4	GALLO1	5/11/21		Bromodichloromethane	<	0.5		ug/L	
OU4	GALLO1	5/11/21		Bromoform	<	0.5		ug/L	
OU4	GALLO1	5/11/21		Bromomethane	<	1		ug/L	
OU4	GALLO1	5/11/21		Carbon tetrachloride	<	0.5		ug/L	
OU4	GALLO1	5/11/21		Chlorobenzene	<	0.5		ug/L	
OU4	GALLO1	5/11/21		Chloroethane	<	0.5		ug/L	
OU4	GALLO1	5/11/21		Chloroform	<	0.5		ug/L	
OU4	GALLO1	5/11/21		Chloromethane	<	0.5		ug/L	
OU4	GALLO1	5/11/21		cis-1,2-Dichloroethene	<	0.5		ug/L	
OU4	GALLO1	5/11/21		cis-1,3-Dichloropropene	<	0.5		ug/L	
OU4	GALLO1	5/11/21		Dibromochloromethane	<	0.5		ug/L	
OU4	GALLO1	5/11/21		Dichlorodifluoromethane	<	0.5		ug/L	
OU4	GALLO1	5/11/21		Methylene chloride	<	1		ug/L	
OU4	GALLO1	5/11/21		Tetrachloroethene	<	0.5		ug/L	
OU4	GALLO1	5/11/21		trans-1,2-Dichloroethene	<	0.5		ug/L	
OU4	GALLO1	5/11/21		trans-1,3-Dichloropropene	<	0.5		ug/L	
OU4	GALLO1	5/11/21		Trichloroethene	<	0.5		ug/L	
OU4	GALLO1	5/11/21		Trichlorofluoromethane	<	0.5		ug/L	
OU4	GALLO1	5/11/21		Trichlorotrifluoroethane	<	0.5		ug/L	
OU4	GALLO1	5/11/21		Vinyl chloride	<	0.5		ug/L	
OU4	GALLO1	5/11/21		1,3-Dinitrobenzene	<	2		ug/L	
OU4	GALLO1	5/11/21		1,3,5-Trinitrobenzene	<	2		ug/L	
OU4	GALLO1	5/11/21		2-Amino-4,6-dinitrotoluene	<	2		ug/L	
OU4	GALLO1	5/11/21		2-Nitrotoluene	<	2		ug/L	
OU4	GALLO1	5/11/21		2,4-Dinitrotoluene	<	2		ug/L	
OU4	GALLO1	5/11/21		2,6-Dinitrotoluene	<	2		ug/L	
OU4	GALLO1	5/11/21		3-Nitrotoluene	<	2		ug/L	
OU4	GALLO1	5/11/21		4-Amino-2,6-dinitrotoluene	<	2		ug/L	
OU4	GALLO1	5/11/21		4-Nitrotoluene	<	2		ug/L	
OU4	GALLO1	5/11/21		HMX	<	1		ug/L	
OU4	GALLO1	5/11/21		Nitrobenzene	<	2		ug/L	
OU4	GALLO1	5/11/21		RDX	<	1		ug/L	
OU4	GALLO1	5/11/21		TNT	<	2		ug/L	
OU4	GALLO1	5/11/21		Field Oxidation Potential (Eh)		-208		mVolts	
OU4	GALLO1	5/11/21		Field pH		8.53		Units	
OU4	GALLO1	5/11/21		Field Specific Conductance		1343		umhos/cm	
OU4	GALLO1	5/11/21		Field Temperature		23.2		Degrees C	
OU4	GALLO1	5/11/21	DUP	Nitrate (as NO3)	<	0.5		mg/L	
OU4	GALLO1	5/11/21	DUP	Perchlorate	<	4		ug/L	
OU4	GALLO1	5/11/21	DUP	1,1-Dichloroethane	<	0.5		ug/L	
OU4	GALLO1	5/11/21	DUP	1,1-Dichloroethene	<	0.5		ug/L	
OU4	GALLO1	5/11/21	DUP	1,1,1-Trichloroethane	<	0.5		ug/L	
OU4	GALLO1	5/11/21	DUP	1,1,2-Trichloroethane	<	0.5		ug/L	
OU4	GALLO1	5/11/21	DUP	1,1,2,2-Tetrachloroethane	<	0.5		ug/L	
OU4	GALLO1	5/11/21	DUP	1,2-Dichlorobenzene	<	0.5		ug/L	
OU4	GALLO1	5/11/21	DUP	1,2-Dichloroethane	<	0.5		ug/L	
OU4	GALLO1	5/11/21	DUP	1,2-Dichloroethene (total)	<	1		ug/L	
OU4	GALLO1	5/11/21	DUP	1,2-Dichloropropane	<	0.5		ug/L	
OU4	GALLO1	5/11/21	DUP	1,3-Dichlorobenzene	<	0.5		ug/L	
OU4	GALLO1	5/11/21	DUP	1,4-Dichlorobenzene	<	0.5		ug/L	
OU4	GALLO1	5/11/21	DUP	2-Chloroethylvinylether	<	1		ug/L	
OU4	GALLO1	5/11/21	DUP	Bromodichloromethane	<	0.5		ug/L	
OU4	GALLO1	5/11/21	DUP	Bromoform	<	0.5		ug/L	

Attachment 1. Table 1. Groundwater analytical data, Site 300, 2021.

OU	Location	Date	Sample Type	Parameter	LOS Indicator	Result	Error	Units	QA Flag
OU4	GALLO1	5/11/21	DUP	Bromomethane	<	0.5		ug/L	
OU4	GALLO1	5/11/21	DUP	Carbon tetrachloride	<	0.5		ug/L	
OU4	GALLO1	5/11/21	DUP	Chlorobenzene	<	0.5		ug/L	
OU4	GALLO1	5/11/21	DUP	Chloroethane	<	0.5		ug/L	
OU4	GALLO1	5/11/21	DUP	Chloroform	<	0.5		ug/L	
OU4	GALLO1	5/11/21	DUP	Chloromethane	<	0.5		ug/L	
OU4	GALLO1	5/11/21	DUP	cis-1,2-Dichloroethene	<	0.5		ug/L	
OU4	GALLO1	5/11/21	DUP	cis-1,3-Dichloropropene	<	0.5		ug/L	
OU4	GALLO1	5/11/21	DUP	Dibromochloromethane	<	0.5		ug/L	
OU4	GALLO1	5/11/21	DUP	Dichlorodifluoromethane	<	0.5		ug/L	L
OU4	GALLO1	5/11/21	DUP	Methylene chloride	<	0.5		ug/L	
OU4	GALLO1	5/11/21	DUP	Tetrachloroethene	<	0.5		ug/L	
OU4	GALLO1	5/11/21	DUP	trans-1,2-Dichloroethene	<	0.5		ug/L	
OU4	GALLO1	5/11/21	DUP	trans-1,3-Dichloropropene	<	0.5		ug/L	
OU4	GALLO1	5/11/21	DUP	Trichloroethene	<	0.5		ug/L	
OU4	GALLO1	5/11/21	DUP	Trichlorofluoromethane	<	0.5		ug/L	
OU4	GALLO1	5/11/21	DUP	Trichlorotrifluoroethane	<	0.5		ug/L	
OU4	GALLO1	5/11/21	DUP	Vinyl chloride	<	0.5		ug/L	
OU4	GALLO1	5/11/21	DUP	1,3-Dinitrobenzene	<	2		ug/L	
OU4	GALLO1	5/11/21	DUP	1,3,5-Trinitrobenzene	<	2		ug/L	
OU4	GALLO1	5/11/21	DUP	2-Amino-4,6-dinitrotoluene	<	2		ug/L	
OU4	GALLO1	5/11/21	DUP	2-Nitrotoluene	<	2		ug/L	
OU4	GALLO1	5/11/21	DUP	2,4-Dinitrotoluene	<	2		ug/L	
OU4	GALLO1	5/11/21	DUP	2,6-Dinitrotoluene	<	2		ug/L	
OU4	GALLO1	5/11/21	DUP	3-Nitrotoluene	<	2		ug/L	
OU4	GALLO1	5/11/21	DUP	4-Amino-2,6-dinitrotoluene	<	2		ug/L	
OU4	GALLO1	5/11/21	DUP	4-Nitrotoluene	<	2		ug/L	
OU4	GALLO1	5/11/21	DUP	HMX	<	1		ug/L	
OU4	GALLO1	5/11/21	DUP	Nitrobenzene	<	2		ug/L	
OU4	GALLO1	5/11/21	DUP	RDX	<	1		ug/L	
OU4	GALLO1	5/11/21	DUP	TNT	<	2		ug/L	
OU4	GALLO1	6/7/21		Nitrate (as NO3)	<	1		mg/L	D
OU4	GALLO1	6/7/21		Perchlorate	<	4		ug/L	H
OU4	GALLO1	6/7/21		1,1-Dichloroethane	<	0.5		ug/L	
OU4	GALLO1	6/7/21		1,1-Dichloroethene	<	0.5		ug/L	
OU4	GALLO1	6/7/21		1,1,1-Trichloroethane	<	0.5		ug/L	
OU4	GALLO1	6/7/21		1,1,2-Trichloroethane	<	0.5		ug/L	
OU4	GALLO1	6/7/21		1,1,2,2-Tetrachloroethane	<	0.5		ug/L	
OU4	GALLO1	6/7/21		1,2-Dichlorobenzene	<	0.5		ug/L	
OU4	GALLO1	6/7/21		1,2-Dichloroethane	<	0.5		ug/L	
OU4	GALLO1	6/7/21		1,2-Dichloroethene (total)	<	1		ug/L	
OU4	GALLO1	6/7/21		1,2-Dichloropropane	<	0.5		ug/L	
OU4	GALLO1	6/7/21		1,3-Dichlorobenzene	<	0.5		ug/L	
OU4	GALLO1	6/7/21		1,4-Dichlorobenzene	<	0.5		ug/L	
OU4	GALLO1	6/7/21		2-Chloroethylvinylether	<	10		ug/L	
OU4	GALLO1	6/7/21		Bromodichloromethane	<	0.5		ug/L	
OU4	GALLO1	6/7/21		Bromoform	<	0.5		ug/L	
OU4	GALLO1	6/7/21		Bromomethane	<	1		ug/L	
OU4	GALLO1	6/7/21		Carbon tetrachloride	<	0.5		ug/L	
OU4	GALLO1	6/7/21		Chlorobenzene	<	0.5		ug/L	
OU4	GALLO1	6/7/21		Chloroethane	<	0.5		ug/L	
OU4	GALLO1	6/7/21		Chloroform	<	0.5		ug/L	
OU4	GALLO1	6/7/21		Chloromethane	<	0.5		ug/L	
OU4	GALLO1	6/7/21		cis-1,2-Dichloroethene	<	0.5		ug/L	
OU4	GALLO1	6/7/21		cis-1,3-Dichloropropene	<	0.5		ug/L	
OU4	GALLO1	6/7/21		Dibromochloromethane	<	0.5		ug/L	
OU4	GALLO1	6/7/21		Dichlorodifluoromethane	<	0.5		ug/L	
OU4	GALLO1	6/7/21		Methylene chloride	<	1		ug/L	
OU4	GALLO1	6/7/21		Tetrachloroethene	<	0.5		ug/L	
OU4	GALLO1	6/7/21		trans-1,2-Dichloroethene	<	0.5		ug/L	
OU4	GALLO1	6/7/21		trans-1,3-Dichloropropene	<	0.5		ug/L	
OU4	GALLO1	6/7/21		Trichloroethene	<	0.5		ug/L	
OU4	GALLO1	6/7/21		Trichlorofluoromethane	<	0.5		ug/L	
OU4	GALLO1	6/7/21		Trichlorotrifluoroethane	<	0.5		ug/L	
OU4	GALLO1	6/7/21		Vinyl chloride	<	0.5		ug/L	
OU4	GALLO1	6/7/21		1,3-Dinitrobenzene	<	2		ug/L	

Attachment 1. Table 1. Groundwater analytical data, Site 300, 2021.

OU	Location	Date	Sample Type	Parameter	LOS Indicator	Result	Error	Units	QA Flag
OU4	GALLO1	6/7/21		1,3,5-Trinitrobenzene	<	2		ug/L	
OU4	GALLO1	6/7/21		2-Amino-4,6-dinitrotoluene	<	2		ug/L	
OU4	GALLO1	6/7/21		2-Nitrotoluene	<	2		ug/L	
OU4	GALLO1	6/7/21		2,4-Dinitrotoluene	<	2		ug/L	
OU4	GALLO1	6/7/21		2,6-Dinitrotoluene	<	2		ug/L	
OU4	GALLO1	6/7/21		3-Nitrotoluene	<	2		ug/L	
OU4	GALLO1	6/7/21		4-Amino-2,6-dinitrotoluene	<	2		ug/L	
OU4	GALLO1	6/7/21		4-Nitrotoluene	<	2		ug/L	
OU4	GALLO1	6/7/21		HMX	<	1		ug/L	
OU4	GALLO1	6/7/21		Nitrobenzene	<	2		ug/L	
OU4	GALLO1	6/7/21		RDX	<	1		ug/L	
OU4	GALLO1	6/7/21		TNT	<	2		ug/L	
OU4	GALLO1	6/7/21		Field Oxidation Potential (Eh)		127		mVolts	
OU4	GALLO1	6/7/21		Field pH		8.66		Units	
OU4	GALLO1	6/7/21		Field Specific Conductance		1271		umhos/cm	
OU4	GALLO1	6/7/21		Field Temperature		20.9		Degrees C	
OU4	GALLO1	6/7/21	DUP	Nitrate (as NO3)	<	0.5		mg/L	
OU4	GALLO1	6/7/21	DUP	Perchlorate	<	4		ug/L	
OU4	GALLO1	6/7/21	DUP	1,1-Dichloroethane	<	0.5		ug/L	
OU4	GALLO1	6/7/21	DUP	1,1-Dichloroethene	<	0.5		ug/L	
OU4	GALLO1	6/7/21	DUP	1,1,1-Trichloroethane	<	0.5		ug/L	
OU4	GALLO1	6/7/21	DUP	1,1,2-Trichloroethane	<	0.5		ug/L	
OU4	GALLO1	6/7/21	DUP	1,1,2,2-Tetrachloroethane	<	0.5		ug/L	
OU4	GALLO1	6/7/21	DUP	1,2-Dichlorobenzene	<	0.5		ug/L	
OU4	GALLO1	6/7/21	DUP	1,2-Dichloroethane	<	0.5		ug/L	
OU4	GALLO1	6/7/21	DUP	1,2-Dichloroethene (total)	<	1		ug/L	
OU4	GALLO1	6/7/21	DUP	1,2-Dichloropropane	<	0.5		ug/L	
OU4	GALLO1	6/7/21	DUP	1,3-Dichlorobenzene	<	0.5		ug/L	
OU4	GALLO1	6/7/21	DUP	1,4-Dichlorobenzene	<	0.5		ug/L	
OU4	GALLO1	6/7/21	DUP	2-Chloroethylvinylether	<	1		ug/L	
OU4	GALLO1	6/7/21	DUP	Bromodichloromethane	<	0.5		ug/L	
OU4	GALLO1	6/7/21	DUP	Bromoform	<	0.5		ug/L	
OU4	GALLO1	6/7/21	DUP	Bromomethane	<	0.5		ug/L	
OU4	GALLO1	6/7/21	DUP	Carbon tetrachloride	<	0.5		ug/L	
OU4	GALLO1	6/7/21	DUP	Chlorobenzene	<	0.5		ug/L	
OU4	GALLO1	6/7/21	DUP	Chloroethane	<	0.5		ug/L	
OU4	GALLO1	6/7/21	DUP	Chloroform	<	0.5		ug/L	
OU4	GALLO1	6/7/21	DUP	Chloromethane	<	0.5		ug/L	
OU4	GALLO1	6/7/21	DUP	cis-1,2-Dichloroethene	<	0.5		ug/L	
OU4	GALLO1	6/7/21	DUP	cis-1,3-Dichloropropene	<	0.5		ug/L	
OU4	GALLO1	6/7/21	DUP	Dibromochloromethane	<	0.5		ug/L	
OU4	GALLO1	6/7/21	DUP	Dichlorodifluoromethane	<	0.5		ug/L	
OU4	GALLO1	6/7/21	DUP	Methylene chloride	<	0.5		ug/L	
OU4	GALLO1	6/7/21	DUP	Tetrachloroethene	<	0.5		ug/L	
OU4	GALLO1	6/7/21	DUP	trans-1,2-Dichloroethene	<	0.5		ug/L	
OU4	GALLO1	6/7/21	DUP	trans-1,3-Dichloropropene	<	0.5		ug/L	
OU4	GALLO1	6/7/21	DUP	Trichloroethene	<	0.5		ug/L	
OU4	GALLO1	6/7/21	DUP	Trichlorofluoromethane	<	0.5		ug/L	
OU4	GALLO1	6/7/21	DUP	Trichlorotrifluoroethane	<	0.5		ug/L	
OU4	GALLO1	6/7/21	DUP	Vinyl chloride	<	0.5		ug/L	
OU4	GALLO1	6/7/21	DUP	1,3-Dinitrobenzene	<	2		ug/L	
OU4	GALLO1	6/7/21	DUP	1,3,5-Trinitrobenzene	<	2		ug/L	
OU4	GALLO1	6/7/21	DUP	2-Amino-4,6-dinitrotoluene	<	2		ug/L	
OU4	GALLO1	6/7/21	DUP	2-Nitrotoluene	<	2		ug/L	
OU4	GALLO1	6/7/21	DUP	2,4-Dinitrotoluene	<	2		ug/L	
OU4	GALLO1	6/7/21	DUP	2,6-Dinitrotoluene	<	2		ug/L	
OU4	GALLO1	6/7/21	DUP	3-Nitrotoluene	<	2		ug/L	
OU4	GALLO1	6/7/21	DUP	4-Amino-2,6-dinitrotoluene	<	2		ug/L	
OU4	GALLO1	6/7/21	DUP	4-Nitrotoluene	<	2		ug/L	
OU4	GALLO1	6/7/21	DUP	HMX	<	1		ug/L	
OU4	GALLO1	6/7/21	DUP	Nitrobenzene	<	2		ug/L	
OU4	GALLO1	6/7/21	DUP	RDX	<	1		ug/L	
OU4	GALLO1	6/7/21	DUP	TNT	<	2		ug/L	
OU4	GALLO1	7/27/21		Nitrate (as NO3)	<	1		mg/L	D
OU4	GALLO1	7/27/21		Perchlorate	<	2		ug/L	
OU4	GALLO1	7/27/21		1,1-Dichloroethane	<	0.5		ug/L	

Attachment 1. Table 1. Groundwater analytical data, Site 300, 2021.

OU	Location	Date	Sample Type	Parameter	LOS Indicator	Result	Error	Units	QA Flag
OU4	GALLO1	7/27/21		1,1-Dichloroethene	<	0.5		ug/L	
OU4	GALLO1	7/27/21		1,1-Dichloropropene	<	0.5		ug/L	
OU4	GALLO1	7/27/21		1,1,1-Trichloroethane	<	0.5		ug/L	
OU4	GALLO1	7/27/21		1,1,1,2-Tetrachloroethane	<	0.5		ug/L	
OU4	GALLO1	7/27/21		1,1,2-Trichloroethane	<	0.5		ug/L	
OU4	GALLO1	7/27/21		1,1,2,2-Tetrachloroethane	<	0.5		ug/L	
OU4	GALLO1	7/27/21		1,2-Dichlorobenzene	<	0.5		ug/L	
OU4	GALLO1	7/27/21		1,2-Dichloroethane	<	0.5		ug/L	
OU4	GALLO1	7/27/21		1,2-Dichloroethene (total)	<	1		ug/L	
OU4	GALLO1	7/27/21		1,2-Dichloropropane	<	0.5		ug/L	
OU4	GALLO1	7/27/21		1,2,3-Trichlorobenzene	<	0.5		ug/L	
OU4	GALLO1	7/27/21		1,2,3-Trichloropropane	<	1		ug/L	
OU4	GALLO1	7/27/21		1,2,4-Trichlorobenzene	<	0.5		ug/L	
OU4	GALLO1	7/27/21		1,2,4-Trimethylbenzene	<	0.5		ug/L	
OU4	GALLO1	7/27/21		1,3-Dichlorobenzene	<	0.5		ug/L	
OU4	GALLO1	7/27/21		1,3-Dichloropropane	<	0.5		ug/L	
OU4	GALLO1	7/27/21		1,3,5-Trimethylbenzene	<	0.5		ug/L	
OU4	GALLO1	7/27/21		1,4-Dichlorobenzene	<	0.5		ug/L	
OU4	GALLO1	7/27/21		2-Chlorotoluene	<	0.5		ug/L	
OU4	GALLO1	7/27/21		2,2-Dichloropropane	<	0.5		ug/L	
OU4	GALLO1	7/27/21		4-Chlorotoluene	<	0.5		ug/L	
OU4	GALLO1	7/27/21		Benzene	<	0.5		ug/L	
OU4	GALLO1	7/27/21		Bromobenzene	<	0.5		ug/L	
OU4	GALLO1	7/27/21		Bromochloromethane	<	0.5		ug/L	
OU4	GALLO1	7/27/21		Bromodichloromethane	<	0.5		ug/L	
OU4	GALLO1	7/27/21		Bromoform	<	0.5		ug/L	
OU4	GALLO1	7/27/21		Bromomethane	<	0.5		ug/L	
OU4	GALLO1	7/27/21		Carbon tetrachloride	<	0.5		ug/L	
OU4	GALLO1	7/27/21		Chlorobenzene	<	0.5		ug/L	
OU4	GALLO1	7/27/21		Chloroethane	<	0.5		ug/L	
OU4	GALLO1	7/27/21		Chloroform	<	0.5		ug/L	
OU4	GALLO1	7/27/21		Chloromethane	<	0.5		ug/L	
OU4	GALLO1	7/27/21		cis-1,2-Dichloroethene	<	0.5		ug/L	
OU4	GALLO1	7/27/21		cis-1,3-Dichloropropene	<	0.5		ug/L	
OU4	GALLO1	7/27/21		Dibromochloromethane	<	0.5		ug/L	
OU4	GALLO1	7/27/21		Dibromomethane	<	0.5		ug/L	
OU4	GALLO1	7/27/21		Dichlorodifluoromethane	<	0.5		ug/L	
OU4	GALLO1	7/27/21		Ethylbenzene	<	0.5		ug/L	
OU4	GALLO1	7/27/21		Hexachlorobutadiene	<	0.5		ug/L	
OU4	GALLO1	7/27/21		Isopropylbenzene	<	0.5		ug/L	
OU4	GALLO1	7/27/21		m- and p-Xylene Isomers	<	0.5		ug/L	
OU4	GALLO1	7/27/21		Methylene chloride	<	1		ug/L	
OU4	GALLO1	7/27/21		n-Butylbenzene	<	0.5		ug/L	
OU4	GALLO1	7/27/21		n-Propylbenzene	<	0.5		ug/L	
OU4	GALLO1	7/27/21		Naphthalene	<	0.5		ug/L	
OU4	GALLO1	7/27/21		o-Xylene	<	0.5		ug/L	
OU4	GALLO1	7/27/21		p-Isopropyl toluene	<	0.5		ug/L	
OU4	GALLO1	7/27/21		sec-Butylbenzene	<	0.5		ug/L	
OU4	GALLO1	7/27/21		Styrene	<	0.5		ug/L	
OU4	GALLO1	7/27/21		tert-Butylbenzene	<	0.5		ug/L	
OU4	GALLO1	7/27/21		Tetrachloroethene	<	0.5		ug/L	
OU4	GALLO1	7/27/21		Toluene	<	0.5		ug/L	
OU4	GALLO1	7/27/21		Total Xylene Isomers	<	1		ug/L	
OU4	GALLO1	7/27/21		trans-1,2-Dichloroethene	<	0.5		ug/L	
OU4	GALLO1	7/27/21		trans-1,3-Dichloropropene	<	0.5		ug/L	
OU4	GALLO1	7/27/21		Trichloroethene	<	0.5		ug/L	E
OU4	GALLO1	7/27/21		Trichlorofluoromethane	<	0.5		ug/L	
OU4	GALLO1	7/27/21		Trichlorotrifluoroethane	<	0.5		ug/L	
OU4	GALLO1	7/27/21		Vinyl chloride	<	0.5		ug/L	
OU4	GALLO1	7/27/21		1,1-Dichloroethane	<	0.5		ug/L	
OU4	GALLO1	7/27/21		1,1-Dichloroethene	<	0.5		ug/L	
OU4	GALLO1	7/27/21		1,1,1-Trichloroethane	<	0.5		ug/L	
OU4	GALLO1	7/27/21		1,1,2-Trichloroethane	<	0.5		ug/L	
OU4	GALLO1	7/27/21		1,1,2,2-Tetrachloroethane	<	0.5		ug/L	
OU4	GALLO1	7/27/21		1,2-Dichlorobenzene	<	0.5		ug/L	
OU4	GALLO1	7/27/21		1,2-Dichloroethane	<	0.5		ug/L	

Attachment 1. Table 1. Groundwater analytical data, Site 300, 2021.

OU	Location	Date	Sample Type	Parameter	LOS Indicator	Result	Error	Units	QA Flag
OU4	GALLO1	7/27/21		1,2-Dichloroethene (total)	<	1		ug/L	
OU4	GALLO1	7/27/21		1,2-Dichloropropane	<	0.5		ug/L	
OU4	GALLO1	7/27/21		1,3-Dichlorobenzene	<	0.5		ug/L	
OU4	GALLO1	7/27/21		1,4-Dichlorobenzene	<	0.5		ug/L	
OU4	GALLO1	7/27/21		2-Chloroethylvinylether	<	10		ug/L	
OU4	GALLO1	7/27/21		Bromodichloromethane	<	0.5		ug/L	
OU4	GALLO1	7/27/21		Bromoform	<	0.5		ug/L	
OU4	GALLO1	7/27/21		Bromomethane	<	1		ug/L	
OU4	GALLO1	7/27/21		Carbon tetrachloride	<	0.5		ug/L	
OU4	GALLO1	7/27/21		Chlorobenzene	<	0.5		ug/L	
OU4	GALLO1	7/27/21		Chloroethane	<	0.5		ug/L	
OU4	GALLO1	7/27/21		Chloroform	<	0.5		ug/L	
OU4	GALLO1	7/27/21		Chloromethane	<	0.5		ug/L	
OU4	GALLO1	7/27/21		cis-1,2-Dichloroethene	<	0.5		ug/L	
OU4	GALLO1	7/27/21		cis-1,3-Dichloropropene	<	0.5		ug/L	
OU4	GALLO1	7/27/21		Dibromochloromethane	<	0.5		ug/L	
OU4	GALLO1	7/27/21		Dichlorodifluoromethane	<	0.5		ug/L	
OU4	GALLO1	7/27/21		Methylene chloride	<	1		ug/L	
OU4	GALLO1	7/27/21		Tetrachloroethene	<	0.5		ug/L	
OU4	GALLO1	7/27/21		trans-1,2-Dichloroethene	<	0.5		ug/L	
OU4	GALLO1	7/27/21		trans-1,3-Dichloropropene	<	0.5		ug/L	
OU4	GALLO1	7/27/21		Trichloroethene	<	0.5		ug/L	
OU4	GALLO1	7/27/21		Trichlorofluoromethane	<	0.5		ug/L	
OU4	GALLO1	7/27/21		Trichlorotrifluoroethane	<	0.5		ug/L	
OU4	GALLO1	7/27/21		Vinyl chloride	<	0.5		ug/L	
OU4	GALLO1	7/27/21		1,3-Dinitrobenzene	<	2		ug/L	
OU4	GALLO1	7/27/21		1,3,5-Trinitrobenzene	<	2		ug/L	
OU4	GALLO1	7/27/21		2-Amino-4,6-dinitrotoluene	<	2		ug/L	
OU4	GALLO1	7/27/21		2-Nitrotoluene	<	2		ug/L	
OU4	GALLO1	7/27/21		2,4-Dinitrotoluene	<	2		ug/L	
OU4	GALLO1	7/27/21		2,6-Dinitrotoluene	<	2		ug/L	
OU4	GALLO1	7/27/21		3-Nitrotoluene	<	2		ug/L	
OU4	GALLO1	7/27/21		4-Amino-2,6-dinitrotoluene	<	2		ug/L	
OU4	GALLO1	7/27/21		4-Nitrotoluene	<	2		ug/L	
OU4	GALLO1	7/27/21		HMX	<	1		ug/L	
OU4	GALLO1	7/27/21		Nitrobenzene	<	2		ug/L	
OU4	GALLO1	7/27/21		RDX	<	1		ug/L	
OU4	GALLO1	7/27/21		TNT	<	2		ug/L	
OU4	GALLO1	7/27/21		Gross alpha	<	2	1.99	pCi/L	
OU4	GALLO1	7/27/21		Gross beta	<	3	1.16	pCi/L	
OU4	GALLO1	7/27/21		Tritium	<	100	65.9	pCi/L	
OU4	GALLO1	7/27/21		Field Oxidation Potential (Eh)		-187		mVolts	
OU4	GALLO1	7/27/21		Field pH		8.61		Units	
OU4	GALLO1	7/27/21		Field Specific Conductance		1326		umhos/cm	
OU4	GALLO1	7/27/21		Field Temperature		23.7		Degrees C	
OU4	GALLO1	7/27/21		Arsenic		0.0037		mg/L	B
OU4	GALLO1	7/27/21		Barium	<	0.025		mg/L	E
OU4	GALLO1	7/27/21		Beryllium	<	0.0005		mg/L	
OU4	GALLO1	7/27/21		Cadmium	<	0.0005		mg/L	
OU4	GALLO1	7/27/21		Cobalt	<	0.025		mg/L	E
OU4	GALLO1	7/27/21		Copper	<	0.01		mg/L	E
OU4	GALLO1	7/27/21		Lead	<	0.002		mg/L	E
OU4	GALLO1	7/27/21		Nickel	<	0.005		mg/L	E
OU4	GALLO1	7/27/21		Vanadium	<	0.025		mg/L	
OU4	GALLO1	7/27/21		Zinc	<	0.02		mg/L	
OU4	GALLO1	7/27/21	DUP	Nitrate (as NO3)	<	1		mg/L	D
OU4	GALLO1	7/27/21	DUP	Nitrate (as NO3)	<	0.5		mg/L	
OU4	GALLO1	7/27/21	DUP	Perchlorate	<	2		ug/L	
OU4	GALLO1	7/27/21	DUP	Perchlorate	<	2		ug/L	
OU4	GALLO1	7/27/21	DUP	1,1-Dichloroethane	<	0.5		ug/L	
OU4	GALLO1	7/27/21	DUP	1,1-Dichloroethane	<	0.5		ug/L	H
OU4	GALLO1	7/27/21	DUP	1,1-Dichloroethene	<	0.5		ug/L	
OU4	GALLO1	7/27/21	DUP	1,1-Dichloroethene	<	0.5		ug/L	H
OU4	GALLO1	7/27/21	DUP	1,1-Dichloropropene	<	0.5		ug/L	
OU4	GALLO1	7/27/21	DUP	1,1-Dichloropropene	<	0.5		ug/L	H
OU4	GALLO1	7/27/21	DUP	1,1,1-Trichloroethane	<	0.5		ug/L	

Attachment 1. Table 1. Groundwater analytical data, Site 300, 2021.

OU	Location	Date	Sample Type	Parameter	LOS Indicator	Result	Error	Units	QA Flag
OU4	GALLO1	7/27/21	DUP	1,1,1-Trichloroethane	<	0.5		ug/L	H
OU4	GALLO1	7/27/21	DUP	1,1,1,2-Tetrachloroethane	<	0.5		ug/L	
OU4	GALLO1	7/27/21	DUP	1,1,1,2-Tetrachloroethane	<	0.5		ug/L	H
OU4	GALLO1	7/27/21	DUP	1,1,2-Trichloroethane	<	0.5		ug/L	
OU4	GALLO1	7/27/21	DUP	1,1,2-Trichloroethane	<	0.5		ug/L	H
OU4	GALLO1	7/27/21	DUP	1,1,2,2-Tetrachloroethane	<	0.5		ug/L	
OU4	GALLO1	7/27/21	DUP	1,1,2,2-Tetrachloroethane	<	0.5		ug/L	H
OU4	GALLO1	7/27/21	DUP	1,2-Dichlorobenzene	<	0.5		ug/L	
OU4	GALLO1	7/27/21	DUP	1,2-Dichlorobenzene	<	0.5		ug/L	H
OU4	GALLO1	7/27/21	DUP	1,2-Dichloroethane	<	0.5		ug/L	
OU4	GALLO1	7/27/21	DUP	1,2-Dichloroethane	<	0.5		ug/L	HO
OU4	GALLO1	7/27/21	DUP	1,2-Dichloroethene (total)	<	1		ug/L	
OU4	GALLO1	7/27/21	DUP	1,2-Dichloroethene (total)	<	1		ug/L	H
OU4	GALLO1	7/27/21	DUP	1,2-Dichloropropane	<	0.5		ug/L	
OU4	GALLO1	7/27/21	DUP	1,2-Dichloropropane	<	0.5		ug/L	H
OU4	GALLO1	7/27/21	DUP	1,2,3-Trichlorobenzene	<	0.5		ug/L	
OU4	GALLO1	7/27/21	DUP	1,2,3-Trichlorobenzene	<	0.5		ug/L	H
OU4	GALLO1	7/27/21	DUP	1,2,3-Trichloropropane	<	1		ug/L	
OU4	GALLO1	7/27/21	DUP	1,2,3-Trichloropropane	<	0.5		ug/L	H
OU4	GALLO1	7/27/21	DUP	1,2,4-Trichlorobenzene	<	0.5		ug/L	
OU4	GALLO1	7/27/21	DUP	1,2,4-Trichlorobenzene	<	0.5		ug/L	H
OU4	GALLO1	7/27/21	DUP	1,2,4-Trimethylbenzene	<	0.5		ug/L	
OU4	GALLO1	7/27/21	DUP	1,2,4-Trimethylbenzene	<	0.5		ug/L	H
OU4	GALLO1	7/27/21	DUP	1,3-Dichlorobenzene	<	0.5		ug/L	
OU4	GALLO1	7/27/21	DUP	1,3-Dichlorobenzene	<	0.5		ug/L	H
OU4	GALLO1	7/27/21	DUP	1,3-Dichloropropane	<	0.5		ug/L	
OU4	GALLO1	7/27/21	DUP	1,3-Dichloropropane	<	0.5		ug/L	H
OU4	GALLO1	7/27/21	DUP	1,3,5-Trimethylbenzene	<	0.5		ug/L	
OU4	GALLO1	7/27/21	DUP	1,3,5-Trimethylbenzene	<	0.5		ug/L	H
OU4	GALLO1	7/27/21	DUP	1,4-Dichlorobenzene	<	0.5		ug/L	
OU4	GALLO1	7/27/21	DUP	1,4-Dichlorobenzene	<	0.5		ug/L	H
OU4	GALLO1	7/27/21	DUP	2-Chlorotoluene	<	0.5		ug/L	
OU4	GALLO1	7/27/21	DUP	2-Chlorotoluene	<	0.5		ug/L	H
OU4	GALLO1	7/27/21	DUP	2,2-Dichloropropane	<	0.5		ug/L	
OU4	GALLO1	7/27/21	DUP	2,2-Dichloropropane	<	0.5		ug/L	H
OU4	GALLO1	7/27/21	DUP	4-Chlorotoluene	<	0.5		ug/L	
OU4	GALLO1	7/27/21	DUP	4-Chlorotoluene	<	0.5		ug/L	H
OU4	GALLO1	7/27/21	DUP	Benzene	<	0.5		ug/L	
OU4	GALLO1	7/27/21	DUP	Benzene	<	0.5		ug/L	
OU4	GALLO1	7/27/21	DUP	Bromobenzene	<	0.5		ug/L	
OU4	GALLO1	7/27/21	DUP	Bromobenzene	<	0.5		ug/L	H
OU4	GALLO1	7/27/21	DUP	Bromochloromethane	<	0.5		ug/L	
OU4	GALLO1	7/27/21	DUP	Bromochloromethane	<	0.5		ug/L	H
OU4	GALLO1	7/27/21	DUP	Bromodichloromethane	<	0.5		ug/L	
OU4	GALLO1	7/27/21	DUP	Bromodichloromethane	<	0.5		ug/L	H
OU4	GALLO1	7/27/21	DUP	Bromoform	<	0.5		ug/L	
OU4	GALLO1	7/27/21	DUP	Bromoform	<	0.5		ug/L	H
OU4	GALLO1	7/27/21	DUP	Bromomethane	<	0.5		ug/L	
OU4	GALLO1	7/27/21	DUP	Bromomethane	<	0.5		ug/L	H
OU4	GALLO1	7/27/21	DUP	Carbon tetrachloride	<	0.5		ug/L	
OU4	GALLO1	7/27/21	DUP	Carbon tetrachloride	<	0.5		ug/L	H
OU4	GALLO1	7/27/21	DUP	Chlorobenzene	<	0.5		ug/L	
OU4	GALLO1	7/27/21	DUP	Chlorobenzene	<	0.5		ug/L	H
OU4	GALLO1	7/27/21	DUP	Chloroethane	<	0.5		ug/L	
OU4	GALLO1	7/27/21	DUP	Chloroethane	<	0.5		ug/L	H
OU4	GALLO1	7/27/21	DUP	Chloroform	<	0.5		ug/L	
OU4	GALLO1	7/27/21	DUP	Chloroform	<	0.5		ug/L	H
OU4	GALLO1	7/27/21	DUP	Chloromethane	<	0.5		ug/L	
OU4	GALLO1	7/27/21	DUP	Chloromethane	<	0.5		ug/L	H
OU4	GALLO1	7/27/21	DUP	cis-1,2-Dichloroethene	<	0.5		ug/L	
OU4	GALLO1	7/27/21	DUP	cis-1,2-Dichloroethene	<	0.5		ug/L	H
OU4	GALLO1	7/27/21	DUP	cis-1,3-Dichloropropene	<	0.5		ug/L	
OU4	GALLO1	7/27/21	DUP	cis-1,3-Dichloropropene	<	0.5		ug/L	H
OU4	GALLO1	7/27/21	DUP	Dibromochloromethane	<	0.5		ug/L	
OU4	GALLO1	7/27/21	DUP	Dibromochloromethane	<	0.5		ug/L	H
OU4	GALLO1	7/27/21	DUP	Dibromomethane	<	0.5		ug/L	

Attachment 1. Table 1. Groundwater analytical data, Site 300, 2021.

OU	Location	Date	Sample Type	Parameter	LOS Indicator	Result	Error	Units	QA Flag
OU4	GALLO1	7/27/21	DUP	Dibromomethane	<	0.5		ug/L	H
OU4	GALLO1	7/27/21	DUP	Dichlorodifluoromethane	<	0.5		ug/L	
OU4	GALLO1	7/27/21	DUP	Dichlorodifluoromethane	<	0.5		ug/L	HL
OU4	GALLO1	7/27/21	DUP	Ethylbenzene	<	0.5		ug/L	
OU4	GALLO1	7/27/21	DUP	Ethylbenzene	<	0.5		ug/L	H
OU4	GALLO1	7/27/21	DUP	Hexachlorobutadiene	<	0.5		ug/L	
OU4	GALLO1	7/27/21	DUP	Hexachlorobutadiene	<	0.5		ug/L	H
OU4	GALLO1	7/27/21	DUP	Isopropylbenzene	<	0.5		ug/L	
OU4	GALLO1	7/27/21	DUP	Isopropylbenzene	<	0.5		ug/L	H
OU4	GALLO1	7/27/21	DUP	m- and p-Xylene Isomers	<	0.5		ug/L	
OU4	GALLO1	7/27/21	DUP	m- and p-Xylene Isomers	<	0.5		ug/L	H
OU4	GALLO1	7/27/21	DUP	Methylene chloride	<	1		ug/L	
OU4	GALLO1	7/27/21	DUP	Methylene chloride	<	0.5		ug/L	H
OU4	GALLO1	7/27/21	DUP	n-Butylbenzene	<	0.5		ug/L	
OU4	GALLO1	7/27/21	DUP	n-Butylbenzene	<	0.5		ug/L	H
OU4	GALLO1	7/27/21	DUP	n-Propylbenzene	<	0.5		ug/L	
OU4	GALLO1	7/27/21	DUP	n-Propylbenzene	<	0.5		ug/L	H
OU4	GALLO1	7/27/21	DUP	Naphthalene	<	0.5		ug/L	
OU4	GALLO1	7/27/21	DUP	Naphthalene	<	0.5		ug/L	H
OU4	GALLO1	7/27/21	DUP	o-Xylene	<	0.5		ug/L	
OU4	GALLO1	7/27/21	DUP	o-Xylene	<	0.5		ug/L	H
OU4	GALLO1	7/27/21	DUP	p-Isopropyl toluene	<	0.5		ug/L	
OU4	GALLO1	7/27/21	DUP	p-Isopropyl toluene	<	0.5		ug/L	H
OU4	GALLO1	7/27/21	DUP	sec-Butylbenzene	<	0.5		ug/L	
OU4	GALLO1	7/27/21	DUP	sec-Butylbenzene	<	0.5		ug/L	H
OU4	GALLO1	7/27/21	DUP	Styrene	<	0.5		ug/L	
OU4	GALLO1	7/27/21	DUP	Styrene	<	0.5		ug/L	H
OU4	GALLO1	7/27/21	DUP	tert-Butylbenzene	<	0.5		ug/L	
OU4	GALLO1	7/27/21	DUP	tert-Butylbenzene	<	0.5		ug/L	H
OU4	GALLO1	7/27/21	DUP	Tetrachloroethene	<	0.5		ug/L	
OU4	GALLO1	7/27/21	DUP	Tetrachloroethene	<	0.5		ug/L	H
OU4	GALLO1	7/27/21	DUP	Toluene	<	0.5		ug/L	
OU4	GALLO1	7/27/21	DUP	Toluene	<	0.5		ug/L	H
OU4	GALLO1	7/27/21	DUP	Total Xylene Isomers	<	1		ug/L	
OU4	GALLO1	7/27/21	DUP	trans-1,2-Dichloroethene	<	0.5		ug/L	
OU4	GALLO1	7/27/21	DUP	trans-1,2-Dichloroethene	<	0.5		ug/L	H
OU4	GALLO1	7/27/21	DUP	trans-1,3-Dichloropropene	<	0.5		ug/L	
OU4	GALLO1	7/27/21	DUP	trans-1,3-Dichloropropene	<	0.5		ug/L	H
OU4	GALLO1	7/27/21	DUP	Trichloroethene	<	0.5		ug/L	E
OU4	GALLO1	7/27/21	DUP	Trichloroethene	<	0.5		ug/L	H
OU4	GALLO1	7/27/21	DUP	Trichlorofluoromethane	<	0.5		ug/L	
OU4	GALLO1	7/27/21	DUP	Trichlorofluoromethane	<	0.5		ug/L	H
OU4	GALLO1	7/27/21	DUP	Trichlorotrifluoroethane	<	0.5		ug/L	
OU4	GALLO1	7/27/21	DUP	Trichlorotrifluoroethane	<	0.5		ug/L	H
OU4	GALLO1	7/27/21	DUP	Vinyl chloride	<	0.5		ug/L	
OU4	GALLO1	7/27/21	DUP	Vinyl chloride	<	0.5		ug/L	H
OU4	GALLO1	7/27/21	DUP	1,1-Dichloroethane	<	0.5		ug/L	
OU4	GALLO1	7/27/21	DUP	1,1-Dichloroethane	<	0.5		ug/L	
OU4	GALLO1	7/27/21	DUP	1,1-Dichloroethene	<	0.5		ug/L	
OU4	GALLO1	7/27/21	DUP	1,1-Dichloroethene	<	0.5		ug/L	
OU4	GALLO1	7/27/21	DUP	1,1,1-Trichloroethane	<	0.5		ug/L	
OU4	GALLO1	7/27/21	DUP	1,1,1-Trichloroethane	<	0.5		ug/L	
OU4	GALLO1	7/27/21	DUP	1,1,2-Trichloroethane	<	0.5		ug/L	
OU4	GALLO1	7/27/21	DUP	1,1,2-Trichloroethane	<	0.5		ug/L	
OU4	GALLO1	7/27/21	DUP	1,1,2,2-Tetrachloroethane	<	0.5		ug/L	
OU4	GALLO1	7/27/21	DUP	1,1,2,2-Tetrachloroethane	<	0.5		ug/L	
OU4	GALLO1	7/27/21	DUP	1,2-Dichlorobenzene	<	0.5		ug/L	
OU4	GALLO1	7/27/21	DUP	1,2-Dichlorobenzene	<	0.5		ug/L	
OU4	GALLO1	7/27/21	DUP	1,2-Dichloroethane	<	0.5		ug/L	
OU4	GALLO1	7/27/21	DUP	1,2-Dichloroethane	<	0.5		ug/L	O
OU4	GALLO1	7/27/21	DUP	1,2-Dichloroethene (total)	<	1		ug/L	
OU4	GALLO1	7/27/21	DUP	1,2-Dichloroethene (total)	<	1		ug/L	
OU4	GALLO1	7/27/21	DUP	1,2-Dichloropropane	<	0.5		ug/L	
OU4	GALLO1	7/27/21	DUP	1,2-Dichloropropane	<	0.5		ug/L	
OU4	GALLO1	7/27/21	DUP	1,3-Dichlorobenzene	<	0.5		ug/L	
OU4	GALLO1	7/27/21	DUP	1,3-Dichlorobenzene	<	0.5		ug/L	

Attachment 1. Table 1. Groundwater analytical data, Site 300, 2021.

OU	Location	Date	Sample Type	Parameter	LOS Indicator	Result	Error	Units	QA Flag
OU4	GALLO1	7/27/21	DUP	1,4-Dichlorobenzene	<	0.5		ug/L	
OU4	GALLO1	7/27/21	DUP	1,4-Dichlorobenzene	<	0.5		ug/L	
OU4	GALLO1	7/27/21	DUP	2-Chloroethylvinylether	<	10		ug/L	
OU4	GALLO1	7/27/21	DUP	2-Chloroethylvinylether	<	1		ug/L	
OU4	GALLO1	7/27/21	DUP	Bromodichloromethane	<	0.5		ug/L	
OU4	GALLO1	7/27/21	DUP	Bromodichloromethane	<	0.5		ug/L	
OU4	GALLO1	7/27/21	DUP	Bromoform	<	0.5		ug/L	
OU4	GALLO1	7/27/21	DUP	Bromoform	<	0.5		ug/L	
OU4	GALLO1	7/27/21	DUP	Bromomethane	<	1		ug/L	
OU4	GALLO1	7/27/21	DUP	Bromomethane	<	0.5		ug/L	
OU4	GALLO1	7/27/21	DUP	Carbon tetrachloride	<	0.5		ug/L	
OU4	GALLO1	7/27/21	DUP	Carbon tetrachloride	<	0.5		ug/L	
OU4	GALLO1	7/27/21	DUP	Chlorobenzene	<	0.5		ug/L	
OU4	GALLO1	7/27/21	DUP	Chlorobenzene	<	0.5		ug/L	
OU4	GALLO1	7/27/21	DUP	Chloroethane	<	0.5		ug/L	
OU4	GALLO1	7/27/21	DUP	Chloroethane	<	0.5		ug/L	
OU4	GALLO1	7/27/21	DUP	Chloroform	<	0.5		ug/L	
OU4	GALLO1	7/27/21	DUP	Chloroform	<	0.5		ug/L	
OU4	GALLO1	7/27/21	DUP	Chloromethane	<	0.5		ug/L	
OU4	GALLO1	7/27/21	DUP	Chloromethane	<	0.5		ug/L	
OU4	GALLO1	7/27/21	DUP	cis-1,2-Dichloroethene	<	0.5		ug/L	
OU4	GALLO1	7/27/21	DUP	cis-1,2-Dichloroethene	<	0.5		ug/L	
OU4	GALLO1	7/27/21	DUP	cis-1,3-Dichloropropene	<	0.5		ug/L	
OU4	GALLO1	7/27/21	DUP	cis-1,3-Dichloropropene	<	0.5		ug/L	
OU4	GALLO1	7/27/21	DUP	Dibromochloromethane	<	0.5		ug/L	
OU4	GALLO1	7/27/21	DUP	Dibromochloromethane	<	0.5		ug/L	
OU4	GALLO1	7/27/21	DUP	Dichlorodifluoromethane	<	0.5		ug/L	
OU4	GALLO1	7/27/21	DUP	Dichlorodifluoromethane	<	0.5		ug/L	
OU4	GALLO1	7/27/21	DUP	Methylene chloride	<	1		ug/L	
OU4	GALLO1	7/27/21	DUP	Methylene chloride	<	0.5		ug/L	
OU4	GALLO1	7/27/21	DUP	Tetrachloroethene	<	0.5		ug/L	
OU4	GALLO1	7/27/21	DUP	Tetrachloroethene	<	0.5		ug/L	
OU4	GALLO1	7/27/21	DUP	trans-1,2-Dichloroethene	<	0.5		ug/L	
OU4	GALLO1	7/27/21	DUP	trans-1,2-Dichloroethene	<	0.5		ug/L	
OU4	GALLO1	7/27/21	DUP	trans-1,3-Dichloropropene	<	0.5		ug/L	
OU4	GALLO1	7/27/21	DUP	trans-1,3-Dichloropropene	<	0.5		ug/L	
OU4	GALLO1	7/27/21	DUP	Trichloroethene	<	0.5		ug/L	
OU4	GALLO1	7/27/21	DUP	Trichloroethene	<	0.5		ug/L	
OU4	GALLO1	7/27/21	DUP	Trichlorofluoromethane	<	0.5		ug/L	
OU4	GALLO1	7/27/21	DUP	Trichlorofluoromethane	<	0.5		ug/L	
OU4	GALLO1	7/27/21	DUP	Trichlorotrifluoroethane	<	0.5		ug/L	
OU4	GALLO1	7/27/21	DUP	Trichlorotrifluoroethane	<	0.5		ug/L	
OU4	GALLO1	7/27/21	DUP	Vinyl chloride	<	0.5		ug/L	
OU4	GALLO1	7/27/21	DUP	Vinyl chloride	<	0.5		ug/L	
OU4	GALLO1	7/27/21	DUP	1,3-Dinitrobenzene	<	2		ug/L	
OU4	GALLO1	7/27/21	DUP	1,3-Dinitrobenzene	<	2		ug/L	
OU4	GALLO1	7/27/21	DUP	1,3,5-Trinitrobenzene	<	2		ug/L	
OU4	GALLO1	7/27/21	DUP	1,3,5-Trinitrobenzene	<	2		ug/L	
OU4	GALLO1	7/27/21	DUP	2-Amino-4,6-dinitrotoluene	<	2		ug/L	
OU4	GALLO1	7/27/21	DUP	2-Amino-4,6-dinitrotoluene	<	2		ug/L	
OU4	GALLO1	7/27/21	DUP	2-Nitrotoluene	<	2		ug/L	
OU4	GALLO1	7/27/21	DUP	2-Nitrotoluene	<	2		ug/L	
OU4	GALLO1	7/27/21	DUP	2,4-Dinitrotoluene	<	2		ug/L	
OU4	GALLO1	7/27/21	DUP	2,4-Dinitrotoluene	<	2		ug/L	
OU4	GALLO1	7/27/21	DUP	2,6-Dinitrotoluene	<	2		ug/L	
OU4	GALLO1	7/27/21	DUP	2,6-Dinitrotoluene	<	2		ug/L	
OU4	GALLO1	7/27/21	DUP	3-Nitrotoluene	<	2		ug/L	
OU4	GALLO1	7/27/21	DUP	3-Nitrotoluene	<	2		ug/L	
OU4	GALLO1	7/27/21	DUP	4-Amino-2,6-dinitrotoluene	<	2		ug/L	
OU4	GALLO1	7/27/21	DUP	4-Amino-2,6-dinitrotoluene	<	2		ug/L	
OU4	GALLO1	7/27/21	DUP	4-Nitrotoluene	<	2		ug/L	
OU4	GALLO1	7/27/21	DUP	4-Nitrotoluene	<	2		ug/L	
OU4	GALLO1	7/27/21	DUP	HMX	<	1		ug/L	
OU4	GALLO1	7/27/21	DUP	HMX	<	1		ug/L	
OU4	GALLO1	7/27/21	DUP	Nitrobenzene	<	2		ug/L	
OU4	GALLO1	7/27/21	DUP	Nitrobenzene	<	2		ug/L	

Attachment 1. Table 1. Groundwater analytical data, Site 300, 2021.

OU	Location	Date	Sample Type	Parameter	LOS Indicator	Result	Error	Units	QA Flag
OU4	GALLO1	7/27/21	DUP	RDX	<	1		ug/L	
OU4	GALLO1	7/27/21	DUP	RDX	<	1		ug/L	
OU4	GALLO1	7/27/21	DUP	TNT	<	2		ug/L	
OU4	GALLO1	7/27/21	DUP	TNT	<	2		ug/L	
OU4	GALLO1	7/27/21	DUP	Gross alpha	<	2	1.32	pCi/L	
OU4	GALLO1	7/27/21	DUP	Gross alpha	<	2	1.8	pCi/L	O
OU4	GALLO1	7/27/21	DUP	Gross beta		8.43	2.25	pCi/L	
OU4	GALLO1	7/27/21	DUP	Gross beta	<	3	2.3	pCi/L	
OU4	GALLO1	7/27/21	DUP	Tritium	<	100	66.9	pCi/L	
OU4	GALLO1	7/27/21	DUP	Tritium	<	100	13	pCi/L	
OU4	GALLO1	7/27/21	DUP	Arsenic		0.0032		mg/L	B
OU4	GALLO1	7/27/21	DUP	Arsenic		0.002		mg/L	
OU4	GALLO1	7/27/21	DUP	Barium	<	0.025		mg/L	E
OU4	GALLO1	7/27/21	DUP	Barium	<	0.02		mg/L	H
OU4	GALLO1	7/27/21	DUP	Beryllium	<	0.0005		mg/L	
OU4	GALLO1	7/27/21	DUP	Beryllium	<	0.0005		mg/L	H
OU4	GALLO1	7/27/21	DUP	Cadmium	<	0.0005		mg/L	
OU4	GALLO1	7/27/21	DUP	Cadmium	<	0.0005		mg/L	H
OU4	GALLO1	7/27/21	DUP	Cobalt	<	0.025		mg/L	E
OU4	GALLO1	7/27/21	DUP	Cobalt	<	0.02		mg/L	H
OU4	GALLO1	7/27/21	DUP	Copper	<	0.01		mg/L	E
OU4	GALLO1	7/27/21	DUP	Copper	<	0.01		mg/L	H
OU4	GALLO1	7/27/21	DUP	Lead	<	0.002		mg/L	E
OU4	GALLO1	7/27/21	DUP	Lead	<	0.002		mg/L	H
OU4	GALLO1	7/27/21	DUP	Nickel	<	0.005		mg/L	E
OU4	GALLO1	7/27/21	DUP	Nickel	<	0.005		mg/L	H
OU4	GALLO1	7/27/21	DUP	Vanadium	<	0.025		mg/L	
OU4	GALLO1	7/27/21	DUP	Vanadium	<	0.02		mg/L	H
OU4	GALLO1	7/27/21	DUP	Zinc	<	0.02		mg/L	
OU4	GALLO1	7/27/21	DUP	Zinc	<	0.02		mg/L	H
OU4	GALLO1	8/25/21		Nitrate (as NO3)	<	0.5		mg/L	
OU4	GALLO1	8/25/21		Perchlorate	<	2		ug/L	
OU4	GALLO1	8/25/21		1,1-Dichloroethane	<	0.5		ug/L	
OU4	GALLO1	8/25/21		1,1-Dichloroethene	<	0.5		ug/L	
OU4	GALLO1	8/25/21		1,1,1-Trichloroethane	<	0.5		ug/L	
OU4	GALLO1	8/25/21		1,1,2-Trichloroethane	<	0.5		ug/L	
OU4	GALLO1	8/25/21		1,1,2,2-Tetrachloroethane	<	0.5		ug/L	
OU4	GALLO1	8/25/21		1,2-Dichlorobenzene	<	0.5		ug/L	
OU4	GALLO1	8/25/21		1,2-Dichloroethane	<	0.5		ug/L	
OU4	GALLO1	8/25/21		1,2-Dichloroethene (total)	<	1		ug/L	
OU4	GALLO1	8/25/21		1,2-Dichloropropane	<	0.5		ug/L	
OU4	GALLO1	8/25/21		1,3-Dichlorobenzene	<	0.5		ug/L	
OU4	GALLO1	8/25/21		1,4-Dichlorobenzene	<	0.5		ug/L	
OU4	GALLO1	8/25/21		2-Chloroethylvinylether	<	10		ug/L	
OU4	GALLO1	8/25/21		Bromodichloromethane	<	0.5		ug/L	
OU4	GALLO1	8/25/21		Bromoform	<	0.5		ug/L	
OU4	GALLO1	8/25/21		Bromomethane	<	1		ug/L	
OU4	GALLO1	8/25/21		Carbon tetrachloride	<	0.5		ug/L	
OU4	GALLO1	8/25/21		Chlorobenzene	<	0.5		ug/L	
OU4	GALLO1	8/25/21		Chloroethane	<	0.5		ug/L	
OU4	GALLO1	8/25/21		Chloroform	<	0.5		ug/L	
OU4	GALLO1	8/25/21		Chloromethane	<	0.5		ug/L	
OU4	GALLO1	8/25/21		cis-1,2-Dichloroethene	<	0.5		ug/L	
OU4	GALLO1	8/25/21		cis-1,3-Dichloropropene	<	0.5		ug/L	
OU4	GALLO1	8/25/21		Dibromochloromethane	<	0.5		ug/L	
OU4	GALLO1	8/25/21		Dichlorodifluoromethane	<	0.5		ug/L	
OU4	GALLO1	8/25/21		Methylene chloride	<	1		ug/L	
OU4	GALLO1	8/25/21		Tetrachloroethene	<	0.5		ug/L	
OU4	GALLO1	8/25/21		trans-1,2-Dichloroethene	<	0.5		ug/L	
OU4	GALLO1	8/25/21		trans-1,3-Dichloropropene	<	0.5		ug/L	
OU4	GALLO1	8/25/21		Trichloroethene	<	0.5		ug/L	
OU4	GALLO1	8/25/21		Trichlorofluoromethane	<	0.5		ug/L	
OU4	GALLO1	8/25/21		Trichlorotrifluoroethane	<	0.5		ug/L	
OU4	GALLO1	8/25/21		Vinyl chloride	<	0.5		ug/L	
OU4	GALLO1	8/25/21		1,3-Dinitrobenzene	<	2		ug/L	
OU4	GALLO1	8/25/21		1,3,5-Trinitrobenzene	<	2		ug/L	

Attachment 1. Table 1. Groundwater analytical data, Site 300, 2021.

OU	Location	Date	Sample Type	Parameter	LOS Indicator	Result	Error	Units	QA Flag
OU4	GALLO1	8/25/21		2-Amino-4,6-dinitrotoluene	<	2		ug/L	
OU4	GALLO1	8/25/21		2-Nitrotoluene	<	2		ug/L	
OU4	GALLO1	8/25/21		2,4-Dinitrotoluene	<	2		ug/L	
OU4	GALLO1	8/25/21		2,6-Dinitrotoluene	<	2		ug/L	
OU4	GALLO1	8/25/21		3-Nitrotoluene	<	2		ug/L	
OU4	GALLO1	8/25/21		4-Amino-2,6-dinitrotoluene	<	2		ug/L	
OU4	GALLO1	8/25/21		4-Nitrotoluene	<	2		ug/L	
OU4	GALLO1	8/25/21		HMX	<	1		ug/L	
OU4	GALLO1	8/25/21		Nitrobenzene	<	2		ug/L	
OU4	GALLO1	8/25/21		RDX	<	1		ug/L	
OU4	GALLO1	8/25/21		TNT	<	2		ug/L	
OU4	GALLO1	8/25/21		Field Oxidation Potential (Eh)		-170		mVolts	
OU4	GALLO1	8/25/21		Field pH		8.69		Units	
OU4	GALLO1	8/25/21		Field Specific Conductance		1318		umhos/cm	
OU4	GALLO1	8/25/21		Field Temperature		28.2		Degrees C	
OU4	GALLO1	8/25/21	DUP	Nitrate (as NO3)	<	0.5		mg/L	
OU4	GALLO1	8/25/21	DUP	Nitrate (as NO3)	<	0.5		mg/L	
OU4	GALLO1	8/25/21	DUP	Perchlorate	<	2		ug/L	
OU4	GALLO1	8/25/21	DUP	Perchlorate	<	2		ug/L	
OU4	GALLO1	8/25/21	DUP	1,1-Dichloroethane	<	0.5		ug/L	
OU4	GALLO1	8/25/21	DUP	1,1-Dichloroethane	<	0.5		ug/L	
OU4	GALLO1	8/25/21	DUP	1,1-Dichloroethene	<	0.5		ug/L	
OU4	GALLO1	8/25/21	DUP	1,1-Dichloroethene	<	0.5		ug/L	
OU4	GALLO1	8/25/21	DUP	1,1,1-Trichloroethane	<	0.5		ug/L	
OU4	GALLO1	8/25/21	DUP	1,1,1-Trichloroethane	<	0.5		ug/L	
OU4	GALLO1	8/25/21	DUP	1,1,2-Trichloroethane	<	0.5		ug/L	
OU4	GALLO1	8/25/21	DUP	1,1,2-Trichloroethane	<	0.5		ug/L	
OU4	GALLO1	8/25/21	DUP	1,1,2,2-Tetrachloroethane	<	0.5		ug/L	
OU4	GALLO1	8/25/21	DUP	1,1,2,2-Tetrachloroethane	<	0.5		ug/L	
OU4	GALLO1	8/25/21	DUP	1,2-Dichlorobenzene	<	0.5		ug/L	
OU4	GALLO1	8/25/21	DUP	1,2-Dichlorobenzene	<	0.5		ug/L	
OU4	GALLO1	8/25/21	DUP	1,2-Dichloroethane	<	0.5		ug/L	
OU4	GALLO1	8/25/21	DUP	1,2-Dichloroethane	<	0.5		ug/L	
OU4	GALLO1	8/25/21	DUP	1,2-Dichloroethene (total)	<	1		ug/L	
OU4	GALLO1	8/25/21	DUP	1,2-Dichloroethene (total)	<	1		ug/L	
OU4	GALLO1	8/25/21	DUP	1,2-Dichloropropane	<	0.5		ug/L	
OU4	GALLO1	8/25/21	DUP	1,2-Dichloropropane	<	0.5		ug/L	
OU4	GALLO1	8/25/21	DUP	1,3-Dichlorobenzene	<	0.5		ug/L	
OU4	GALLO1	8/25/21	DUP	1,3-Dichlorobenzene	<	0.5		ug/L	
OU4	GALLO1	8/25/21	DUP	1,4-Dichlorobenzene	<	0.5		ug/L	
OU4	GALLO1	8/25/21	DUP	1,4-Dichlorobenzene	<	0.5		ug/L	
OU4	GALLO1	8/25/21	DUP	2-Chloroethylvinylether	<	10		ug/L	
OU4	GALLO1	8/25/21	DUP	2-Chloroethylvinylether	<	1		ug/L	
OU4	GALLO1	8/25/21	DUP	Bromodichloromethane	<	0.5		ug/L	
OU4	GALLO1	8/25/21	DUP	Bromodichloromethane	<	0.5		ug/L	
OU4	GALLO1	8/25/21	DUP	Bromoform	<	0.5		ug/L	
OU4	GALLO1	8/25/21	DUP	Bromoform	<	0.5		ug/L	
OU4	GALLO1	8/25/21	DUP	Bromomethane	<	1		ug/L	
OU4	GALLO1	8/25/21	DUP	Bromomethane	<	0.5		ug/L	
OU4	GALLO1	8/25/21	DUP	Carbon tetrachloride	<	0.5		ug/L	
OU4	GALLO1	8/25/21	DUP	Carbon tetrachloride	<	0.5		ug/L	
OU4	GALLO1	8/25/21	DUP	Chlorobenzene	<	0.5		ug/L	
OU4	GALLO1	8/25/21	DUP	Chlorobenzene	<	0.5		ug/L	
OU4	GALLO1	8/25/21	DUP	Chloroethane	<	0.5		ug/L	
OU4	GALLO1	8/25/21	DUP	Chloroethane	<	0.5		ug/L	
OU4	GALLO1	8/25/21	DUP	Chloroform	<	0.5		ug/L	
OU4	GALLO1	8/25/21	DUP	Chloroform	<	0.5		ug/L	
OU4	GALLO1	8/25/21	DUP	Chloromethane	<	0.5		ug/L	
OU4	GALLO1	8/25/21	DUP	Chloromethane	<	0.5		ug/L	
OU4	GALLO1	8/25/21	DUP	cis-1,2-Dichloroethene	<	0.5		ug/L	
OU4	GALLO1	8/25/21	DUP	cis-1,2-Dichloroethene	<	0.5		ug/L	
OU4	GALLO1	8/25/21	DUP	cis-1,3-Dichloropropene	<	0.5		ug/L	
OU4	GALLO1	8/25/21	DUP	cis-1,3-Dichloropropene	<	0.5		ug/L	
OU4	GALLO1	8/25/21	DUP	Dibromochloromethane	<	0.5		ug/L	
OU4	GALLO1	8/25/21	DUP	Dibromochloromethane	<	0.5		ug/L	
OU4	GALLO1	8/25/21	DUP	Dichlorodifluoromethane	<	0.5		ug/L	

Attachment 1. Table 1. Groundwater analytical data, Site 300, 2021.

OU	Location	Date	Sample Type	Parameter	LOS Indicator	Result	Error	Units	QA Flag
OU4	GALLO1	8/25/21	DUP	Dichlorodifluoromethane	<	0.5		ug/L	
OU4	GALLO1	8/25/21	DUP	Methylene chloride	<	1		ug/L	
OU4	GALLO1	8/25/21	DUP	Methylene chloride	<	0.5		ug/L	
OU4	GALLO1	8/25/21	DUP	Tetrachloroethene	<	0.5		ug/L	
OU4	GALLO1	8/25/21	DUP	Tetrachloroethene	<	0.5		ug/L	
OU4	GALLO1	8/25/21	DUP	trans-1,2-Dichloroethene	<	0.5		ug/L	
OU4	GALLO1	8/25/21	DUP	trans-1,2-Dichloroethene	<	0.5		ug/L	
OU4	GALLO1	8/25/21	DUP	trans-1,3-Dichloropropene	<	0.5		ug/L	
OU4	GALLO1	8/25/21	DUP	trans-1,3-Dichloropropene	<	0.5		ug/L	
OU4	GALLO1	8/25/21	DUP	Trichloroethene	<	0.5		ug/L	
OU4	GALLO1	8/25/21	DUP	Trichloroethene	<	0.5		ug/L	
OU4	GALLO1	8/25/21	DUP	Trichlorofluoromethane	<	0.5		ug/L	
OU4	GALLO1	8/25/21	DUP	Trichlorofluoromethane	<	0.5		ug/L	
OU4	GALLO1	8/25/21	DUP	Trichlorotrifluoroethane	<	0.5		ug/L	
OU4	GALLO1	8/25/21	DUP	Trichlorotrifluoroethane	<	0.5		ug/L	
OU4	GALLO1	8/25/21	DUP	Vinyl chloride	<	0.5		ug/L	
OU4	GALLO1	8/25/21	DUP	Vinyl chloride	<	0.5		ug/L	
OU4	GALLO1	8/25/21	DUP	1,3-Dinitrobenzene	<	2		ug/L	
OU4	GALLO1	8/25/21	DUP	1,3-Dinitrobenzene	<	2		ug/L	
OU4	GALLO1	8/25/21	DUP	1,3,5-Trinitrobenzene	<	2		ug/L	
OU4	GALLO1	8/25/21	DUP	1,3,5-Trinitrobenzene	<	2		ug/L	
OU4	GALLO1	8/25/21	DUP	2-Amino-4,6-dinitrotoluene	<	2		ug/L	
OU4	GALLO1	8/25/21	DUP	2-Amino-4,6-dinitrotoluene	<	2		ug/L	
OU4	GALLO1	8/25/21	DUP	2-Nitrotoluene	<	2		ug/L	
OU4	GALLO1	8/25/21	DUP	2-Nitrotoluene	<	2		ug/L	
OU4	GALLO1	8/25/21	DUP	2,4-Dinitrotoluene	<	2		ug/L	
OU4	GALLO1	8/25/21	DUP	2,4-Dinitrotoluene	<	2		ug/L	
OU4	GALLO1	8/25/21	DUP	2,6-Dinitrotoluene	<	2		ug/L	
OU4	GALLO1	8/25/21	DUP	2,6-Dinitrotoluene	<	2		ug/L	
OU4	GALLO1	8/25/21	DUP	3-Nitrotoluene	<	2		ug/L	
OU4	GALLO1	8/25/21	DUP	3-Nitrotoluene	<	2		ug/L	
OU4	GALLO1	8/25/21	DUP	4-Amino-2,6-dinitrotoluene	<	2		ug/L	
OU4	GALLO1	8/25/21	DUP	4-Amino-2,6-dinitrotoluene	<	2		ug/L	
OU4	GALLO1	8/25/21	DUP	4-Nitrotoluene	<	2		ug/L	
OU4	GALLO1	8/25/21	DUP	4-Nitrotoluene	<	2		ug/L	
OU4	GALLO1	8/25/21	DUP	HMX	<	1		ug/L	
OU4	GALLO1	8/25/21	DUP	HMX	<	1		ug/L	
OU4	GALLO1	8/25/21	DUP	Nitrobenzene	<	2		ug/L	
OU4	GALLO1	8/25/21	DUP	Nitrobenzene	<	2		ug/L	
OU4	GALLO1	8/25/21	DUP	RDX	<	1		ug/L	
OU4	GALLO1	8/25/21	DUP	RDX	<	1		ug/L	
OU4	GALLO1	8/25/21	DUP	TNT	<	2		ug/L	
OU4	GALLO1	8/25/21	DUP	TNT	<	2		ug/L	
OU4	GALLO1	9/20/21		Nitrate (as NO3)	<	1		mg/L	D
OU4	GALLO1	9/20/21		Perchlorate	<	2		ug/L	
OU4	GALLO1	9/20/21		1,1-Dichloroethane	<	0.5		ug/L	
OU4	GALLO1	9/20/21		1,1-Dichloroethene	<	0.5		ug/L	
OU4	GALLO1	9/20/21		1,1,1-Trichloroethane	<	0.5		ug/L	
OU4	GALLO1	9/20/21		1,1,2-Trichloroethane	<	0.5		ug/L	
OU4	GALLO1	9/20/21		1,1,2,2-Tetrachloroethane	<	0.5		ug/L	
OU4	GALLO1	9/20/21		1,2-Dichlorobenzene	<	0.5		ug/L	
OU4	GALLO1	9/20/21		1,2-Dichloroethane	<	0.5		ug/L	
OU4	GALLO1	9/20/21		1,2-Dichloroethene (total)	<	1		ug/L	
OU4	GALLO1	9/20/21		1,2-Dichloropropane	<	0.5		ug/L	
OU4	GALLO1	9/20/21		1,3-Dichlorobenzene	<	0.5		ug/L	
OU4	GALLO1	9/20/21		1,4-Dichlorobenzene	<	0.5		ug/L	
OU4	GALLO1	9/20/21		2-Chloroethylvinylether	<	10		ug/L	
OU4	GALLO1	9/20/21		Bromodichloromethane	<	0.5		ug/L	
OU4	GALLO1	9/20/21		Bromoform	<	0.5		ug/L	
OU4	GALLO1	9/20/21		Bromomethane	<	1		ug/L	
OU4	GALLO1	9/20/21		Carbon tetrachloride	<	0.5		ug/L	
OU4	GALLO1	9/20/21		Chlorobenzene	<	0.5		ug/L	
OU4	GALLO1	9/20/21		Chloroethane	<	0.5		ug/L	
OU4	GALLO1	9/20/21		Chloroform	<	0.5		ug/L	
OU4	GALLO1	9/20/21		Chloromethane	<	0.5		ug/L	
OU4	GALLO1	9/20/21		cis-1,2-Dichloroethene	<	0.5		ug/L	

Attachment 1. Table 1. Groundwater analytical data, Site 300, 2021.

OU	Location	Date	Sample Type	Parameter	LOS Indicator	Result	Error	Units	QA Flag
OU4	GALLO1	9/20/21		cis-1,3-Dichloropropene	<	0.5		ug/L	
OU4	GALLO1	9/20/21		Dibromochloromethane	<	0.5		ug/L	
OU4	GALLO1	9/20/21		Dichlorodifluoromethane	<	0.5		ug/L	
OU4	GALLO1	9/20/21		Methylene chloride	<	1		ug/L	
OU4	GALLO1	9/20/21		Tetrachloroethene	<	0.5		ug/L	
OU4	GALLO1	9/20/21		trans-1,2-Dichloroethene	<	0.5		ug/L	
OU4	GALLO1	9/20/21		trans-1,3-Dichloropropene	<	0.5		ug/L	
OU4	GALLO1	9/20/21		Trichloroethene	<	0.5		ug/L	
OU4	GALLO1	9/20/21		Trichlorofluoromethane	<	0.5		ug/L	
OU4	GALLO1	9/20/21		Trichlorotrifluoroethane	<	0.5		ug/L	
OU4	GALLO1	9/20/21		Vinyl chloride	<	0.5		ug/L	
OU4	GALLO1	9/20/21		1,3-Dinitrobenzene	<	2		ug/L	
OU4	GALLO1	9/20/21		1,3,5-Trinitrobenzene	<	2		ug/L	
OU4	GALLO1	9/20/21		2-Amino-4,6-dinitrotoluene	<	2		ug/L	
OU4	GALLO1	9/20/21		2-Nitrotoluene	<	2		ug/L	
OU4	GALLO1	9/20/21		2,4-Dinitrotoluene	<	2		ug/L	
OU4	GALLO1	9/20/21		2,6-Dinitrotoluene	<	2		ug/L	
OU4	GALLO1	9/20/21		3-Nitrotoluene	<	2		ug/L	
OU4	GALLO1	9/20/21		4-Amino-2,6-dinitrotoluene	<	2		ug/L	
OU4	GALLO1	9/20/21		4-Nitrotoluene	<	2		ug/L	
OU4	GALLO1	9/20/21		HMX	<	1		ug/L	
OU4	GALLO1	9/20/21		Nitrobenzene	<	2		ug/L	
OU4	GALLO1	9/20/21		RDX	<	1		ug/L	
OU4	GALLO1	9/20/21		TNT	<	2		ug/L	
OU4	GALLO1	9/20/21		Field Oxidation Potential (Eh)		110		mVolts	
OU4	GALLO1	9/20/21		Field pH		7.39		Units	
OU4	GALLO1	9/20/21		Field Specific Conductance		1147		umhos/cm	
OU4	GALLO1	9/20/21		Field Temperature		22.3		Degrees C	
OU4	GALLO1	9/20/21	DUP	Nitrate (as NO3)	<	1		mg/L	D
OU4	GALLO1	9/20/21	DUP	Nitrate (as NO3)	<	0.5		mg/L	
OU4	GALLO1	9/20/21	DUP	Perchlorate	<	2		ug/L	
OU4	GALLO1	9/20/21	DUP	Perchlorate	<	2		ug/L	
OU4	GALLO1	9/20/21	DUP	1,1-Dichloroethane	<	0.5		ug/L	
OU4	GALLO1	9/20/21	DUP	1,1-Dichloroethane	<	0.5		ug/L	
OU4	GALLO1	9/20/21	DUP	1,1-Dichloroethene	<	0.5		ug/L	
OU4	GALLO1	9/20/21	DUP	1,1-Dichloroethene	<	0.5		ug/L	
OU4	GALLO1	9/20/21	DUP	1,1,1-Trichloroethane	<	0.5		ug/L	
OU4	GALLO1	9/20/21	DUP	1,1,1-Trichloroethane	<	0.5		ug/L	
OU4	GALLO1	9/20/21	DUP	1,1,2-Trichloroethane	<	0.5		ug/L	
OU4	GALLO1	9/20/21	DUP	1,1,2-Trichloroethane	<	0.5		ug/L	
OU4	GALLO1	9/20/21	DUP	1,1,2,2-Tetrachloroethane	<	0.5		ug/L	
OU4	GALLO1	9/20/21	DUP	1,1,2,2-Tetrachloroethane	<	0.5		ug/L	
OU4	GALLO1	9/20/21	DUP	1,2-Dichlorobenzene	<	0.5		ug/L	
OU4	GALLO1	9/20/21	DUP	1,2-Dichlorobenzene	<	0.5		ug/L	
OU4	GALLO1	9/20/21	DUP	1,2-Dichloroethane	<	0.5		ug/L	
OU4	GALLO1	9/20/21	DUP	1,2-Dichloroethane	<	0.5		ug/L	
OU4	GALLO1	9/20/21	DUP	1,2-Dichloroethene (total)	<	1		ug/L	
OU4	GALLO1	9/20/21	DUP	1,2-Dichloroethene (total)	<	1		ug/L	
OU4	GALLO1	9/20/21	DUP	1,2-Dichloropropane	<	0.5		ug/L	
OU4	GALLO1	9/20/21	DUP	1,2-Dichloropropane	<	0.5		ug/L	
OU4	GALLO1	9/20/21	DUP	1,3-Dichlorobenzene	<	0.5		ug/L	
OU4	GALLO1	9/20/21	DUP	1,3-Dichlorobenzene	<	0.5		ug/L	
OU4	GALLO1	9/20/21	DUP	1,4-Dichlorobenzene	<	0.5		ug/L	
OU4	GALLO1	9/20/21	DUP	1,4-Dichlorobenzene	<	0.5		ug/L	
OU4	GALLO1	9/20/21	DUP	2-Chloroethylvinylether	<	10		ug/L	
OU4	GALLO1	9/20/21	DUP	2-Chloroethylvinylether	<	1		ug/L	
OU4	GALLO1	9/20/21	DUP	Bromodichloromethane	<	0.5		ug/L	
OU4	GALLO1	9/20/21	DUP	Bromodichloromethane	<	0.5		ug/L	
OU4	GALLO1	9/20/21	DUP	Bromoform	<	0.5		ug/L	
OU4	GALLO1	9/20/21	DUP	Bromoform	<	0.5		ug/L	
OU4	GALLO1	9/20/21	DUP	Bromomethane	<	1		ug/L	
OU4	GALLO1	9/20/21	DUP	Bromomethane	<	0.5		ug/L	
OU4	GALLO1	9/20/21	DUP	Carbon tetrachloride	<	0.5		ug/L	
OU4	GALLO1	9/20/21	DUP	Carbon tetrachloride	<	0.5		ug/L	
OU4	GALLO1	9/20/21	DUP	Chlorobenzene	<	0.5		ug/L	
OU4	GALLO1	9/20/21	DUP	Chlorobenzene	<	0.5		ug/L	

Attachment 1. Table 1. Groundwater analytical data, Site 300, 2021.

OU	Location	Date	Sample Type	Parameter	LOS Indicator	Result	Error	Units	QA Flag
OU4	GALLO1	9/20/21	DUP	Chloroethane	<	0.5		ug/L	
OU4	GALLO1	9/20/21	DUP	Chloroethane	<	0.5		ug/L	
OU4	GALLO1	9/20/21	DUP	Chloroform	<	0.5		ug/L	
OU4	GALLO1	9/20/21	DUP	Chloroform	<	0.5		ug/L	
OU4	GALLO1	9/20/21	DUP	Chloromethane	<	0.5		ug/L	
OU4	GALLO1	9/20/21	DUP	Chloromethane	<	0.5		ug/L	
OU4	GALLO1	9/20/21	DUP	cis-1,2-Dichloroethene	<	0.5		ug/L	
OU4	GALLO1	9/20/21	DUP	cis-1,2-Dichloroethene	<	0.5		ug/L	
OU4	GALLO1	9/20/21	DUP	cis-1,3-Dichloropropene	<	0.5		ug/L	
OU4	GALLO1	9/20/21	DUP	cis-1,3-Dichloropropene	<	0.5		ug/L	
OU4	GALLO1	9/20/21	DUP	Dibromochloromethane	<	0.5		ug/L	
OU4	GALLO1	9/20/21	DUP	Dibromochloromethane	<	0.5		ug/L	
OU4	GALLO1	9/20/21	DUP	Dichlorodifluoromethane	<	0.5		ug/L	
OU4	GALLO1	9/20/21	DUP	Dichlorodifluoromethane	<	0.5		ug/L	
OU4	GALLO1	9/20/21	DUP	Methylene chloride	<	1		ug/L	
OU4	GALLO1	9/20/21	DUP	Methylene chloride	<	0.5		ug/L	
OU4	GALLO1	9/20/21	DUP	Tetrachloroethene	<	0.5		ug/L	
OU4	GALLO1	9/20/21	DUP	Tetrachloroethene	<	0.5		ug/L	
OU4	GALLO1	9/20/21	DUP	trans-1,2-Dichloroethene	<	0.5		ug/L	
OU4	GALLO1	9/20/21	DUP	trans-1,2-Dichloroethene	<	0.5		ug/L	
OU4	GALLO1	9/20/21	DUP	trans-1,3-Dichloropropene	<	0.5		ug/L	
OU4	GALLO1	9/20/21	DUP	trans-1,3-Dichloropropene	<	0.5		ug/L	
OU4	GALLO1	9/20/21	DUP	Trichloroethene	<	0.5		ug/L	
OU4	GALLO1	9/20/21	DUP	Trichloroethene	<	0.5		ug/L	
OU4	GALLO1	9/20/21	DUP	Trichlorofluoromethane	<	0.5		ug/L	
OU4	GALLO1	9/20/21	DUP	Trichlorofluoromethane	<	0.5		ug/L	
OU4	GALLO1	9/20/21	DUP	Trichlorotrifluoroethane	<	0.5		ug/L	
OU4	GALLO1	9/20/21	DUP	Trichlorotrifluoroethane	<	0.5		ug/L	
OU4	GALLO1	9/20/21	DUP	Vinyl chloride	<	0.5		ug/L	
OU4	GALLO1	9/20/21	DUP	Vinyl chloride	<	0.5		ug/L	
OU4	GALLO1	9/20/21	DUP	1,3-Dinitrobenzene	<	2		ug/L	
OU4	GALLO1	9/20/21	DUP	1,3-Dinitrobenzene	<	2		ug/L	
OU4	GALLO1	9/20/21	DUP	1,3,5-Trinitrobenzene	<	2		ug/L	
OU4	GALLO1	9/20/21	DUP	1,3,5-Trinitrobenzene	<	2		ug/L	
OU4	GALLO1	9/20/21	DUP	2-Amino-4,6-dinitrotoluene	<	2		ug/L	
OU4	GALLO1	9/20/21	DUP	2-Amino-4,6-dinitrotoluene	<	2		ug/L	
OU4	GALLO1	9/20/21	DUP	2-Nitrotoluene	<	2		ug/L	
OU4	GALLO1	9/20/21	DUP	2-Nitrotoluene	<	2		ug/L	
OU4	GALLO1	9/20/21	DUP	2,4-Dinitrotoluene	<	2		ug/L	
OU4	GALLO1	9/20/21	DUP	2,4-Dinitrotoluene	<	2		ug/L	
OU4	GALLO1	9/20/21	DUP	2,6-Dinitrotoluene	<	2		ug/L	
OU4	GALLO1	9/20/21	DUP	2,6-Dinitrotoluene	<	2		ug/L	
OU4	GALLO1	9/20/21	DUP	3-Nitrotoluene	<	2		ug/L	
OU4	GALLO1	9/20/21	DUP	3-Nitrotoluene	<	2		ug/L	
OU4	GALLO1	9/20/21	DUP	4-Amino-2,6-dinitrotoluene	<	2		ug/L	
OU4	GALLO1	9/20/21	DUP	4-Amino-2,6-dinitrotoluene	<	2		ug/L	
OU4	GALLO1	9/20/21	DUP	4-Nitrotoluene	<	2		ug/L	
OU4	GALLO1	9/20/21	DUP	4-Nitrotoluene	<	2		ug/L	
OU4	GALLO1	9/20/21	DUP	HMX	<	1		ug/L	
OU4	GALLO1	9/20/21	DUP	HMX	<	1		ug/L	
OU4	GALLO1	9/20/21	DUP	Nitrobenzene	<	2		ug/L	
OU4	GALLO1	9/20/21	DUP	Nitrobenzene	<	2		ug/L	
OU4	GALLO1	9/20/21	DUP	RDX	<	1		ug/L	
OU4	GALLO1	9/20/21	DUP	RDX	<	1		ug/L	
OU4	GALLO1	9/20/21	DUP	TNT	<	2		ug/L	
OU4	GALLO1	9/20/21	DUP	TNT	<	2		ug/L	
OU4	GALLO1	10/21/21		Nitrate (as NO3)	<	1		mg/L	D
OU4	GALLO1	10/21/21		Perchlorate	<	2		ug/L	
OU4	GALLO1	10/21/21		1,1-Dichloroethane	<	0.5		ug/L	
OU4	GALLO1	10/21/21		1,1-Dichloroethene	<	0.5		ug/L	
OU4	GALLO1	10/21/21		1,1-Dichloropropene	<	0.5		ug/L	
OU4	GALLO1	10/21/21		1,1,1-Trichloroethane	<	0.5		ug/L	
OU4	GALLO1	10/21/21		1,1,1,2-Tetrachloroethane	<	0.5		ug/L	
OU4	GALLO1	10/21/21		1,1,2-Trichloroethane	<	0.5		ug/L	
OU4	GALLO1	10/21/21		1,1,2,2-Tetrachloroethane	<	0.5		ug/L	
OU4	GALLO1	10/21/21		1,2-Dichlorobenzene	<	0.5		ug/L	

Attachment 1. Table 1. Groundwater analytical data, Site 300, 2021.

OU	Location	Date	Sample Type	Parameter	LOS Indicator	Result	Error	Units	QA Flag
OU4	GALLO1	10/21/21		1,2-Dichloroethane	<	0.5		ug/L	
OU4	GALLO1	10/21/21		1,2-Dichloroethene (total)	<	1		ug/L	
OU4	GALLO1	10/21/21		1,2-Dichloropropane	<	0.5		ug/L	
OU4	GALLO1	10/21/21		1,2,3-Trichlorobenzene	<	0.5		ug/L	
OU4	GALLO1	10/21/21		1,2,3-Trichloropropane	<	1		ug/L	
OU4	GALLO1	10/21/21		1,2,4-Trichlorobenzene	<	0.5		ug/L	
OU4	GALLO1	10/21/21		1,2,4-Trimethylbenzene	<	0.5		ug/L	
OU4	GALLO1	10/21/21		1,3-Dichlorobenzene	<	0.5		ug/L	
OU4	GALLO1	10/21/21		1,3-Dichloropropane	<	0.5		ug/L	
OU4	GALLO1	10/21/21		1,3,5-Trimethylbenzene	<	0.5		ug/L	
OU4	GALLO1	10/21/21		1,4-Dichlorobenzene	<	0.5		ug/L	
OU4	GALLO1	10/21/21		2-Chlorotoluene	<	0.5		ug/L	
OU4	GALLO1	10/21/21		2,2-Dichloropropane	<	0.5		ug/L	
OU4	GALLO1	10/21/21		4-Chlorotoluene	<	0.5		ug/L	
OU4	GALLO1	10/21/21		Benzene	<	0.5		ug/L	
OU4	GALLO1	10/21/21		Bromobenzene	<	0.5		ug/L	
OU4	GALLO1	10/21/21		Bromochloromethane	<	0.5		ug/L	
OU4	GALLO1	10/21/21		Bromodichloromethane	<	0.5		ug/L	
OU4	GALLO1	10/21/21		Bromoform	<	0.5		ug/L	
OU4	GALLO1	10/21/21		Bromomethane	<	0.5		ug/L	
OU4	GALLO1	10/21/21		Carbon tetrachloride	<	0.5		ug/L	
OU4	GALLO1	10/21/21		Chlorobenzene	<	0.5		ug/L	
OU4	GALLO1	10/21/21		Chloroethane	<	0.5		ug/L	
OU4	GALLO1	10/21/21		Chloroform	<	0.5		ug/L	
OU4	GALLO1	10/21/21		Chloromethane	<	0.5		ug/L	
OU4	GALLO1	10/21/21		cis-1,2-Dichloroethene	<	0.5		ug/L	
OU4	GALLO1	10/21/21		cis-1,3-Dichloropropene	<	0.5		ug/L	
OU4	GALLO1	10/21/21		Dibromochloromethane	<	0.5		ug/L	
OU4	GALLO1	10/21/21		Dibromomethane	<	0.5		ug/L	
OU4	GALLO1	10/21/21		Dichlorodifluoromethane	<	0.5		ug/L	
OU4	GALLO1	10/21/21		Ethylbenzene	<	0.5		ug/L	
OU4	GALLO1	10/21/21		Hexachlorobutadiene	<	0.5		ug/L	
OU4	GALLO1	10/21/21		Isopropylbenzene	<	0.5		ug/L	
OU4	GALLO1	10/21/21		m- and p-Xylene Isomers	<	0.5		ug/L	
OU4	GALLO1	10/21/21		Methylene chloride	<	1		ug/L	
OU4	GALLO1	10/21/21		n-Butylbenzene	<	0.5		ug/L	
OU4	GALLO1	10/21/21		n-Propylbenzene	<	0.5		ug/L	
OU4	GALLO1	10/21/21		Naphthalene	<	0.5		ug/L	
OU4	GALLO1	10/21/21		o-Xylene	<	0.5		ug/L	
OU4	GALLO1	10/21/21		p-Isopropyl toluene	<	0.5		ug/L	
OU4	GALLO1	10/21/21		sec-Butylbenzene	<	0.5		ug/L	
OU4	GALLO1	10/21/21		Styrene	<	0.5		ug/L	
OU4	GALLO1	10/21/21		tert-Butylbenzene	<	0.5		ug/L	
OU4	GALLO1	10/21/21		Tetrachloroethene	<	0.5		ug/L	
OU4	GALLO1	10/21/21		Toluene	<	0.5		ug/L	
OU4	GALLO1	10/21/21		Total Xylene Isomers	<	1		ug/L	
OU4	GALLO1	10/21/21		trans-1,2-Dichloroethene	<	0.5		ug/L	
OU4	GALLO1	10/21/21		trans-1,3-Dichloropropene	<	0.5		ug/L	
OU4	GALLO1	10/21/21		Trichloroethene	<	0.5		ug/L	
OU4	GALLO1	10/21/21		Trichlorofluoromethane	<	0.5		ug/L	
OU4	GALLO1	10/21/21		Trichlorotrifluoroethane	<	0.5		ug/L	
OU4	GALLO1	10/21/21		Vinyl chloride	<	0.5		ug/L	
OU4	GALLO1	10/21/21		1,1-Dichloroethane	<	0.5		ug/L	
OU4	GALLO1	10/21/21		1,1-Dichloroethene	<	0.5		ug/L	
OU4	GALLO1	10/21/21		1,1,1-Trichloroethane	<	0.5		ug/L	
OU4	GALLO1	10/21/21		1,1,2-Trichloroethane	<	0.5		ug/L	
OU4	GALLO1	10/21/21		1,1,2,2-Tetrachloroethane	<	0.5		ug/L	
OU4	GALLO1	10/21/21		1,2-Dichlorobenzene	<	0.5		ug/L	
OU4	GALLO1	10/21/21		1,2-Dichloroethane	<	0.5		ug/L	
OU4	GALLO1	10/21/21		1,2-Dichloroethene (total)	<	1		ug/L	
OU4	GALLO1	10/21/21		1,2-Dichloropropane	<	0.5		ug/L	
OU4	GALLO1	10/21/21		1,3-Dichlorobenzene	<	0.5		ug/L	
OU4	GALLO1	10/21/21		1,4-Dichlorobenzene	<	0.5		ug/L	
OU4	GALLO1	10/21/21		2-Chloroethylvinylether	<	10		ug/L	O
OU4	GALLO1	10/21/21		Bromodichloromethane	<	0.5		ug/L	
OU4	GALLO1	10/21/21		Bromoform	<	0.5		ug/L	

Attachment 1. Table 1. Groundwater analytical data, Site 300, 2021.

OU	Location	Date	Sample Type	Parameter	LOS Indicator	Result	Error	Units	QA Flag
OU4	GALLO1	10/21/21		Bromomethane	<	1		ug/L	
OU4	GALLO1	10/21/21		Carbon tetrachloride	<	0.5		ug/L	
OU4	GALLO1	10/21/21		Chlorobenzene	<	0.5		ug/L	
OU4	GALLO1	10/21/21		Chloroethane	<	0.5		ug/L	
OU4	GALLO1	10/21/21		Chloroform	<	0.5		ug/L	
OU4	GALLO1	10/21/21		Chloromethane	<	0.5		ug/L	
OU4	GALLO1	10/21/21		cis-1,2-Dichloroethene	<	0.5		ug/L	
OU4	GALLO1	10/21/21		cis-1,3-Dichloropropene	<	0.5		ug/L	
OU4	GALLO1	10/21/21		Dibromochloromethane	<	0.5		ug/L	
OU4	GALLO1	10/21/21		Dichlorodifluoromethane	<	0.5		ug/L	
OU4	GALLO1	10/21/21		Methylene chloride	<	1		ug/L	
OU4	GALLO1	10/21/21		Tetrachloroethene	<	0.5		ug/L	
OU4	GALLO1	10/21/21		trans-1,2-Dichloroethene	<	0.5		ug/L	
OU4	GALLO1	10/21/21		trans-1,3-Dichloropropene	<	0.5		ug/L	
OU4	GALLO1	10/21/21		Trichloroethene	<	0.5		ug/L	
OU4	GALLO1	10/21/21		Trichlorofluoromethane	<	0.5		ug/L	
OU4	GALLO1	10/21/21		Trichlorotrifluoroethane	<	0.5		ug/L	
OU4	GALLO1	10/21/21		Vinyl chloride	<	0.5		ug/L	
OU4	GALLO1	10/21/21		1,3-Dinitrobenzene	<	2		ug/L	
OU4	GALLO1	10/21/21		1,3,5-Trinitrobenzene	<	2		ug/L	
OU4	GALLO1	10/21/21		2-Amino-4,6-dinitrotoluene	<	2		ug/L	
OU4	GALLO1	10/21/21		2-Nitrotoluene	<	2		ug/L	
OU4	GALLO1	10/21/21		2,4-Dinitrotoluene	<	2		ug/L	
OU4	GALLO1	10/21/21		2,6-Dinitrotoluene	<	2		ug/L	
OU4	GALLO1	10/21/21		3-Nitrotoluene	<	2		ug/L	
OU4	GALLO1	10/21/21		4-Amino-2,6-dinitrotoluene	<	2		ug/L	
OU4	GALLO1	10/21/21		4-Nitrotoluene	<	2		ug/L	
OU4	GALLO1	10/21/21		HMX	<	1		ug/L	
OU4	GALLO1	10/21/21		Nitrobenzene	<	2		ug/L	
OU4	GALLO1	10/21/21		RDX	<	1		ug/L	
OU4	GALLO1	10/21/21		TNT	<	2		ug/L	
OU4	GALLO1	10/21/21		Gross alpha	<	2	2.29	pCi/L	
OU4	GALLO1	10/21/21		Gross beta	<	3	1.14	pCi/L	
OU4	GALLO1	10/21/21		Tritium	<	100	59.3	pCi/L	
OU4	GALLO1	10/21/21		Field Oxidation Potential (Eh)		-11		mVolts	
OU4	GALLO1	10/21/21		Field pH		8.83		Units	
OU4	GALLO1	10/21/21		Field Specific Conductance		1342		umhos/cm	
OU4	GALLO1	10/21/21		Field Temperature		24.3		Degrees C	
OU4	GALLO1	10/21/21		Arsenic	<	0.002		mg/L	BE
OU4	GALLO1	10/21/21		Barium	<	0.025		mg/L	E
OU4	GALLO1	10/21/21		Beryllium	<	0.0005		mg/L	
OU4	GALLO1	10/21/21		Cadmium	<	0.0005		mg/L	
OU4	GALLO1	10/21/21		Cobalt	<	0.025		mg/L	E
OU4	GALLO1	10/21/21		Copper	<	0.01		mg/L	E
OU4	GALLO1	10/21/21		Lead	<	0.002		mg/L	
OU4	GALLO1	10/21/21		Nickel	<	0.005		mg/L	E
OU4	GALLO1	10/21/21		Vanadium	<	0.025		mg/L	EF
OU4	GALLO1	10/21/21		Zinc	<	0.02		mg/L	
OU4	GALLO1	10/21/21	DUP	Nitrate (as NO3)	<	0.5		mg/L	
OU4	GALLO1	10/21/21	DUP	Perchlorate	<	2		ug/L	
OU4	GALLO1	10/21/21	DUP	1,1-Dichloroethane	<	0.5		ug/L	O
OU4	GALLO1	10/21/21	DUP	1,1-Dichloroethene	<	0.5		ug/L	O
OU4	GALLO1	10/21/21	DUP	1,1-Dichloropropene	<	0.5		ug/L	O
OU4	GALLO1	10/21/21	DUP	1,1,1-Trichloroethane	<	0.5		ug/L	O
OU4	GALLO1	10/21/21	DUP	1,1,1,2-Tetrachloroethane	<	0.5		ug/L	O
OU4	GALLO1	10/21/21	DUP	1,1,2-Trichloroethane	<	0.5		ug/L	O
OU4	GALLO1	10/21/21	DUP	1,1,2,2-Tetrachloroethane	<	0.5		ug/L	O
OU4	GALLO1	10/21/21	DUP	1,2-Dichlorobenzene	<	0.5		ug/L	O
OU4	GALLO1	10/21/21	DUP	1,2-Dichloroethane	<	0.5		ug/L	O
OU4	GALLO1	10/21/21	DUP	1,2-Dichloroethene (total)	<	1		ug/L	O
OU4	GALLO1	10/21/21	DUP	1,2-Dichloropropane	<	0.5		ug/L	O
OU4	GALLO1	10/21/21	DUP	1,2,3-Trichlorobenzene	<	0.5		ug/L	
OU4	GALLO1	10/21/21	DUP	1,2,3-Trichloropropane	<	0.5		ug/L	O
OU4	GALLO1	10/21/21	DUP	1,2,4-Trichlorobenzene	<	0.5		ug/L	
OU4	GALLO1	10/21/21	DUP	1,2,4-Trimethylbenzene	<	0.5		ug/L	O
OU4	GALLO1	10/21/21	DUP	1,3-Dichlorobenzene	<	0.5		ug/L	O

Attachment 1. Table 1. Groundwater analytical data, Site 300, 2021.

OU	Location	Date	Sample Type	Parameter	LOS Indicator	Result	Error	Units	QA Flag
OU4	GALLO1	10/21/21	DUP	1,3-Dichloropropane	<	0.5		ug/L	O
OU4	GALLO1	10/21/21	DUP	1,3,5-Trimethylbenzene	<	0.5		ug/L	O
OU4	GALLO1	10/21/21	DUP	1,4-Dichlorobenzene	<	0.5		ug/L	O
OU4	GALLO1	10/21/21	DUP	2-Chlorotoluene	<	0.5		ug/L	O
OU4	GALLO1	10/21/21	DUP	2,2-Dichloropropane	<	0.5		ug/L	O
OU4	GALLO1	10/21/21	DUP	4-Chlorotoluene	<	0.5		ug/L	O
OU4	GALLO1	10/21/21	DUP	Benzene	<	0.5		ug/L	
OU4	GALLO1	10/21/21	DUP	Bromobenzene	<	0.5		ug/L	O
OU4	GALLO1	10/21/21	DUP	Bromochloromethane	<	0.5		ug/L	O
OU4	GALLO1	10/21/21	DUP	Bromodichloromethane	<	0.5		ug/L	O
OU4	GALLO1	10/21/21	DUP	Bromoform	<	0.5		ug/L	O
OU4	GALLO1	10/21/21	DUP	Bromomethane	<	0.5		ug/L	O
OU4	GALLO1	10/21/21	DUP	Carbon tetrachloride	<	0.5		ug/L	O
OU4	GALLO1	10/21/21	DUP	Chlorobenzene	<	0.5		ug/L	O
OU4	GALLO1	10/21/21	DUP	Chloroethane	<	0.5		ug/L	
OU4	GALLO1	10/21/21	DUP	Chloroform	<	0.5		ug/L	O
OU4	GALLO1	10/21/21	DUP	Chloromethane	<	0.5		ug/L	
OU4	GALLO1	10/21/21	DUP	cis-1,2-Dichloroethene	<	0.5		ug/L	O
OU4	GALLO1	10/21/21	DUP	cis-1,3-Dichloropropene	<	0.5		ug/L	O
OU4	GALLO1	10/21/21	DUP	Dibromochloromethane	<	0.5		ug/L	O
OU4	GALLO1	10/21/21	DUP	Dibromomethane	<	0.5		ug/L	O
OU4	GALLO1	10/21/21	DUP	Dichlorodifluoromethane	<	0.5		ug/L	
OU4	GALLO1	10/21/21	DUP	Ethylbenzene	<	0.5		ug/L	O
OU4	GALLO1	10/21/21	DUP	Hexachlorobutadiene	<	0.5		ug/L	
OU4	GALLO1	10/21/21	DUP	Isopropylbenzene	<	0.5		ug/L	O
OU4	GALLO1	10/21/21	DUP	m- and p-Xylene Isomers	<	0.5		ug/L	O
OU4	GALLO1	10/21/21	DUP	Methylene chloride	<	0.5		ug/L	O
OU4	GALLO1	10/21/21	DUP	n-Butylbenzene	<	0.5		ug/L	O
OU4	GALLO1	10/21/21	DUP	n-Propylbenzene	<	0.5		ug/L	O
OU4	GALLO1	10/21/21	DUP	Naphthalene	<	0.5		ug/L	
OU4	GALLO1	10/21/21	DUP	o-Xylene	<	0.5		ug/L	O
OU4	GALLO1	10/21/21	DUP	p-Isopropyl toluene	<	0.5		ug/L	O
OU4	GALLO1	10/21/21	DUP	sec-Butylbenzene	<	0.5		ug/L	O
OU4	GALLO1	10/21/21	DUP	Styrene	<	0.5		ug/L	O
OU4	GALLO1	10/21/21	DUP	tert-Butylbenzene	<	0.5		ug/L	O
OU4	GALLO1	10/21/21	DUP	Tetrachloroethene	<	0.5		ug/L	O
OU4	GALLO1	10/21/21	DUP	Toluene	<	0.5		ug/L	O
OU4	GALLO1	10/21/21	DUP	trans-1,2-Dichloroethene	<	0.5		ug/L	O
OU4	GALLO1	10/21/21	DUP	trans-1,3-Dichloropropene	<	0.5		ug/L	O
OU4	GALLO1	10/21/21	DUP	Trichloroethene	<	0.5		ug/L	O
OU4	GALLO1	10/21/21	DUP	Trichlorofluoromethane	<	0.5		ug/L	
OU4	GALLO1	10/21/21	DUP	Trichlorotrifluoroethane	<	0.5		ug/L	
OU4	GALLO1	10/21/21	DUP	Vinyl chloride	<	0.5		ug/L	
OU4	GALLO1	10/21/21	DUP	1,1-Dichloroethane	<	0.5		ug/L	
OU4	GALLO1	10/21/21	DUP	1,1-Dichloroethene	<	0.5		ug/L	
OU4	GALLO1	10/21/21	DUP	1,1,1-Trichloroethane	<	0.5		ug/L	
OU4	GALLO1	10/21/21	DUP	1,1,2-Trichloroethane	<	0.5		ug/L	
OU4	GALLO1	10/21/21	DUP	1,1,2,2-Tetrachloroethane	<	0.5		ug/L	
OU4	GALLO1	10/21/21	DUP	1,2-Dichlorobenzene	<	0.5		ug/L	
OU4	GALLO1	10/21/21	DUP	1,2-Dichloroethane	<	0.5		ug/L	
OU4	GALLO1	10/21/21	DUP	1,2-Dichloroethene (total)	<	1		ug/L	
OU4	GALLO1	10/21/21	DUP	1,2-Dichloropropane	<	0.5		ug/L	
OU4	GALLO1	10/21/21	DUP	1,3-Dichlorobenzene	<	0.5		ug/L	
OU4	GALLO1	10/21/21	DUP	1,4-Dichlorobenzene	<	0.5		ug/L	
OU4	GALLO1	10/21/21	DUP	2-Chloroethylvinylether	<	1		ug/L	
OU4	GALLO1	10/21/21	DUP	Bromodichloromethane	<	0.5		ug/L	
OU4	GALLO1	10/21/21	DUP	Bromoform	<	0.5		ug/L	
OU4	GALLO1	10/21/21	DUP	Bromomethane	<	0.5		ug/L	
OU4	GALLO1	10/21/21	DUP	Carbon tetrachloride	<	0.5		ug/L	
OU4	GALLO1	10/21/21	DUP	Chlorobenzene	<	0.5		ug/L	
OU4	GALLO1	10/21/21	DUP	Chloroethane	<	0.5		ug/L	
OU4	GALLO1	10/21/21	DUP	Chloroform	<	0.5		ug/L	
OU4	GALLO1	10/21/21	DUP	Chloromethane	<	0.5		ug/L	
OU4	GALLO1	10/21/21	DUP	cis-1,2-Dichloroethene	<	0.5		ug/L	
OU4	GALLO1	10/21/21	DUP	cis-1,3-Dichloropropene	<	0.5		ug/L	
OU4	GALLO1	10/21/21	DUP	Dibromochloromethane	<	0.5		ug/L	

Attachment 1. Table 1. Groundwater analytical data, Site 300, 2021.

OU	Location	Date	Sample Type	Parameter	LOS Indicator	Result	Error	Units	QA Flag
OU4	GALLO1	10/21/21	DUP	Dichlorodifluoromethane	<	0.5		ug/L	
OU4	GALLO1	10/21/21	DUP	Methylene chloride	<	0.5		ug/L	
OU4	GALLO1	10/21/21	DUP	Tetrachloroethene	<	0.5		ug/L	
OU4	GALLO1	10/21/21	DUP	trans-1,2-Dichloroethene	<	0.5		ug/L	
OU4	GALLO1	10/21/21	DUP	trans-1,3-Dichloropropene	<	0.5		ug/L	
OU4	GALLO1	10/21/21	DUP	Trichloroethene	<	0.5		ug/L	
OU4	GALLO1	10/21/21	DUP	Trichlorofluoromethane	<	0.5		ug/L	
OU4	GALLO1	10/21/21	DUP	Trichlorotrifluoroethane	<	0.5		ug/L	
OU4	GALLO1	10/21/21	DUP	Vinyl chloride	<	0.5		ug/L	
OU4	GALLO1	10/21/21	DUP	1,3-Dinitrobenzene	<	2		ug/L	
OU4	GALLO1	10/21/21	DUP	1,3,5-Trinitrobenzene	<	2		ug/L	
OU4	GALLO1	10/21/21	DUP	2-Amino-4,6-dinitrotoluene	<	2		ug/L	
OU4	GALLO1	10/21/21	DUP	2-Nitrotoluene	<	2		ug/L	
OU4	GALLO1	10/21/21	DUP	2,4-Dinitrotoluene	<	2		ug/L	
OU4	GALLO1	10/21/21	DUP	2,6-Dinitrotoluene	<	2		ug/L	
OU4	GALLO1	10/21/21	DUP	3-Nitrotoluene	<	2		ug/L	
OU4	GALLO1	10/21/21	DUP	4-Amino-2,6-dinitrotoluene	<	2		ug/L	
OU4	GALLO1	10/21/21	DUP	4-Nitrotoluene	<	2		ug/L	
OU4	GALLO1	10/21/21	DUP	HMX	<	1		ug/L	
OU4	GALLO1	10/21/21	DUP	Nitrobenzene	<	2		ug/L	
OU4	GALLO1	10/21/21	DUP	RDX	<	1		ug/L	
OU4	GALLO1	10/21/21	DUP	TNT	<	2		ug/L	
OU4	GALLO1	10/21/21	DUP	Gross alpha	<	2	1.9	pCi/L	
OU4	GALLO1	10/21/21	DUP	Gross beta		5	2.9	pCi/L	
OU4	GALLO1	10/21/21	DUP	Tritium	<	100	29	pCi/L	
OU4	GALLO1	10/21/21	DUP	Arsenic		0.002		mg/L	
OU4	GALLO1	10/21/21	DUP	Barium	<	0.02		mg/L	
OU4	GALLO1	10/21/21	DUP	Beryllium	<	0.0005		mg/L	
OU4	GALLO1	10/21/21	DUP	Cadmium	<	0.0005		mg/L	
OU4	GALLO1	10/21/21	DUP	Cobalt	<	0.02		mg/L	
OU4	GALLO1	10/21/21	DUP	Copper	<	0.01		mg/L	
OU4	GALLO1	10/21/21	DUP	Lead	<	0.002		mg/L	
OU4	GALLO1	10/21/21	DUP	Nickel	<	0.005		mg/L	
OU4	GALLO1	10/21/21	DUP	Vanadium	<	0.02		mg/L	
OU4	GALLO1	10/21/21	DUP	Zinc	<	0.02		mg/L	
OU4	GALLO1	11/10/21		Nitrate (as NO3)	<	0.5		mg/L	
OU4	GALLO1	11/10/21		Perchlorate	<	2		ug/L	
OU4	GALLO1	11/10/21		1,1-Dichloroethane	<	0.5		ug/L	
OU4	GALLO1	11/10/21		1,1-Dichloroethene	<	0.5		ug/L	
OU4	GALLO1	11/10/21		1,1,1-Trichloroethane	<	0.5		ug/L	
OU4	GALLO1	11/10/21		1,1,2-Trichloroethane	<	0.5		ug/L	
OU4	GALLO1	11/10/21		1,1,2,2-Tetrachloroethane	<	0.5		ug/L	
OU4	GALLO1	11/10/21		1,2-Dichlorobenzene	<	0.5		ug/L	
OU4	GALLO1	11/10/21		1,2-Dichloroethane	<	0.5		ug/L	
OU4	GALLO1	11/10/21		1,2-Dichloroethene (total)	<	1		ug/L	
OU4	GALLO1	11/10/21		1,2-Dichloropropane	<	0.5		ug/L	
OU4	GALLO1	11/10/21		1,3-Dichlorobenzene	<	0.5		ug/L	
OU4	GALLO1	11/10/21		1,4-Dichlorobenzene	<	0.5		ug/L	
OU4	GALLO1	11/10/21		2-Chloroethylvinylether	<	10		ug/L	
OU4	GALLO1	11/10/21		Bromodichloromethane	<	0.5		ug/L	
OU4	GALLO1	11/10/21		Bromoform	<	0.5		ug/L	
OU4	GALLO1	11/10/21		Bromomethane	<	1		ug/L	
OU4	GALLO1	11/10/21		Carbon tetrachloride	<	0.5		ug/L	
OU4	GALLO1	11/10/21		Chlorobenzene	<	0.5		ug/L	
OU4	GALLO1	11/10/21		Chloroethane	<	0.5		ug/L	
OU4	GALLO1	11/10/21		Chloroform	<	0.5		ug/L	
OU4	GALLO1	11/10/21		Chloromethane	<	0.5		ug/L	
OU4	GALLO1	11/10/21		cis-1,2-Dichloroethene	<	0.5		ug/L	
OU4	GALLO1	11/10/21		cis-1,3-Dichloropropene	<	0.5		ug/L	
OU4	GALLO1	11/10/21		Dibromochloromethane	<	0.5		ug/L	
OU4	GALLO1	11/10/21		Dichlorodifluoromethane	<	0.5		ug/L	
OU4	GALLO1	11/10/21		Methylene chloride	<	1		ug/L	
OU4	GALLO1	11/10/21		Tetrachloroethene	<	0.5		ug/L	
OU4	GALLO1	11/10/21		trans-1,2-Dichloroethene	<	0.5		ug/L	
OU4	GALLO1	11/10/21		trans-1,3-Dichloropropene	<	0.5		ug/L	
OU4	GALLO1	11/10/21		Trichloroethene	<	0.5		ug/L	

Attachment 1. Table 1. Groundwater analytical data, Site 300, 2021.

OU	Location	Date	Sample Type	Parameter	LOS Indicator	Result	Error	Units	QA Flag
OU4	GALLO1	11/10/21		Trichlorofluoromethane	<	0.5		ug/L	
OU4	GALLO1	11/10/21		Trichlorotrifluoroethane	<	0.5		ug/L	
OU4	GALLO1	11/10/21		Vinyl chloride	<	0.5		ug/L	
OU4	GALLO1	11/10/21		1,3-Dinitrobenzene	<	2		ug/L	D
OU4	GALLO1	11/10/21		1,3,5-Trinitrobenzene	<	2		ug/L	D
OU4	GALLO1	11/10/21		2-Amino-4,6-dinitrotoluene	<	2		ug/L	D
OU4	GALLO1	11/10/21		2-Nitrotoluene	<	2		ug/L	D
OU4	GALLO1	11/10/21		2,4-Dinitrotoluene	<	2		ug/L	D
OU4	GALLO1	11/10/21		2,6-Dinitrotoluene	<	2		ug/L	D
OU4	GALLO1	11/10/21		3-Nitrotoluene	<	2		ug/L	D
OU4	GALLO1	11/10/21		4-Amino-2,6-dinitrotoluene	<	2		ug/L	D
OU4	GALLO1	11/10/21		4-Nitrotoluene	<	2		ug/L	D
OU4	GALLO1	11/10/21		HMX	<	1		ug/L	D
OU4	GALLO1	11/10/21		Nitrobenzene	<	2		ug/L	D
OU4	GALLO1	11/10/21		RDX	<	1		ug/L	D
OU4	GALLO1	11/10/21		TNT	<	2		ug/L	D
OU4	GALLO1	11/10/21		Field Oxidation Potential (Eh)		-30		mVolts	
OU4	GALLO1	11/10/21		Field pH		8.55		Units	
OU4	GALLO1	11/10/21		Field Specific Conductance		1331		umhos/cm	
OU4	GALLO1	11/10/21		Field Temperature		22.7		Degrees C	
OU4	GALLO1	11/10/21	DUP	Nitrate (as NO3)	<	0.5		mg/L	
OU4	GALLO1	11/10/21	DUP	Perchlorate	<	2		ug/L	
OU4	GALLO1	11/10/21	DUP	1,1-Dichloroethane	<	0.5		ug/L	
OU4	GALLO1	11/10/21	DUP	1,1-Dichloroethene	<	0.5		ug/L	
OU4	GALLO1	11/10/21	DUP	1,1,1-Trichloroethane	<	0.5		ug/L	
OU4	GALLO1	11/10/21	DUP	1,1,2-Trichloroethane	<	0.5		ug/L	
OU4	GALLO1	11/10/21	DUP	1,1,2,2-Tetrachloroethane	<	0.5		ug/L	
OU4	GALLO1	11/10/21	DUP	1,2-Dichlorobenzene	<	0.5		ug/L	
OU4	GALLO1	11/10/21	DUP	1,2-Dichloroethane	<	0.5		ug/L	
OU4	GALLO1	11/10/21	DUP	1,2-Dichloroethene (total)	<	1		ug/L	
OU4	GALLO1	11/10/21	DUP	1,2-Dichloropropane	<	0.5		ug/L	
OU4	GALLO1	11/10/21	DUP	1,3-Dichlorobenzene	<	0.5		ug/L	
OU4	GALLO1	11/10/21	DUP	1,4-Dichlorobenzene	<	0.5		ug/L	
OU4	GALLO1	11/10/21	DUP	2-Chloroethylvinylether	<	1		ug/L	
OU4	GALLO1	11/10/21	DUP	Bromodichloromethane	<	0.5		ug/L	
OU4	GALLO1	11/10/21	DUP	Bromoform	<	0.5		ug/L	
OU4	GALLO1	11/10/21	DUP	Bromomethane	<	0.5		ug/L	
OU4	GALLO1	11/10/21	DUP	Carbon tetrachloride	<	0.5		ug/L	
OU4	GALLO1	11/10/21	DUP	Chlorobenzene	<	0.5		ug/L	
OU4	GALLO1	11/10/21	DUP	Chloroethane	<	0.5		ug/L	
OU4	GALLO1	11/10/21	DUP	Chloroform	<	0.5		ug/L	
OU4	GALLO1	11/10/21	DUP	Chloromethane	<	0.5		ug/L	
OU4	GALLO1	11/10/21	DUP	cis-1,2-Dichloroethene	<	0.5		ug/L	
OU4	GALLO1	11/10/21	DUP	cis-1,3-Dichloropropene	<	0.5		ug/L	
OU4	GALLO1	11/10/21	DUP	Dibromochloromethane	<	0.5		ug/L	
OU4	GALLO1	11/10/21	DUP	Dichlorodifluoromethane	<	0.5		ug/L	
OU4	GALLO1	11/10/21	DUP	Methylene chloride	<	0.5		ug/L	
OU4	GALLO1	11/10/21	DUP	Tetrachloroethene	<	0.5		ug/L	
OU4	GALLO1	11/10/21	DUP	trans-1,2-Dichloroethene	<	0.5		ug/L	
OU4	GALLO1	11/10/21	DUP	trans-1,3-Dichloropropene	<	0.5		ug/L	
OU4	GALLO1	11/10/21	DUP	Trichloroethene	<	0.5		ug/L	
OU4	GALLO1	11/10/21	DUP	Trichlorofluoromethane	<	0.5		ug/L	
OU4	GALLO1	11/10/21	DUP	Trichlorotrifluoroethane	<	0.5		ug/L	
OU4	GALLO1	11/10/21	DUP	Vinyl chloride	<	0.5		ug/L	
OU4	GALLO1	11/10/21	DUP	1,3-Dinitrobenzene	<	2		ug/L	
OU4	GALLO1	11/10/21	DUP	1,3,5-Trinitrobenzene	<	2		ug/L	
OU4	GALLO1	11/10/21	DUP	2-Amino-4,6-dinitrotoluene	<	2		ug/L	
OU4	GALLO1	11/10/21	DUP	2-Nitrotoluene	<	2		ug/L	
OU4	GALLO1	11/10/21	DUP	2,4-Dinitrotoluene	<	2		ug/L	
OU4	GALLO1	11/10/21	DUP	2,6-Dinitrotoluene	<	2		ug/L	
OU4	GALLO1	11/10/21	DUP	3-Nitrotoluene	<	2		ug/L	
OU4	GALLO1	11/10/21	DUP	4-Amino-2,6-dinitrotoluene	<	2		ug/L	
OU4	GALLO1	11/10/21	DUP	4-Nitrotoluene	<	2		ug/L	
OU4	GALLO1	11/10/21	DUP	HMX	<	1		ug/L	
OU4	GALLO1	11/10/21	DUP	Nitrobenzene	<	2		ug/L	
OU4	GALLO1	11/10/21	DUP	RDX	<	1		ug/L	

Attachment 1. Table 1. Groundwater analytical data, Site 300, 2021.

OU	Location	Date	Sample Type	Parameter	LOS Indicator	Result	Error	Units	QA Flag
OU4	GALLO1	11/10/21	DUP	TNT	<	2		ug/L	
OU4	GALLO1	12/13/21		Nitrate (as NO3)	<	1		mg/L	D
OU4	GALLO1	12/13/21		Perchlorate	<	2		ug/L	
OU4	GALLO1	12/13/21		1,1-Dichloroethane	<	0.5		ug/L	
OU4	GALLO1	12/13/21		1,1-Dichloroethene	<	0.5		ug/L	
OU4	GALLO1	12/13/21		1,1,1-Trichloroethane	<	0.5		ug/L	
OU4	GALLO1	12/13/21		1,1,2-Trichloroethane	<	0.5		ug/L	
OU4	GALLO1	12/13/21		1,1,2,2-Tetrachloroethane	<	0.5		ug/L	
OU4	GALLO1	12/13/21		1,2-Dichlorobenzene	<	0.5		ug/L	
OU4	GALLO1	12/13/21		1,2-Dichloroethane	<	0.5		ug/L	
OU4	GALLO1	12/13/21		1,2-Dichloroethene (total)	<	1		ug/L	
OU4	GALLO1	12/13/21		1,2-Dichloropropane	<	0.5		ug/L	
OU4	GALLO1	12/13/21		1,3-Dichlorobenzene	<	0.5		ug/L	
OU4	GALLO1	12/13/21		1,4-Dichlorobenzene	<	0.5		ug/L	
OU4	GALLO1	12/13/21		2-Chloroethylvinylether	<	10		ug/L	
OU4	GALLO1	12/13/21		Bromodichloromethane	<	0.5		ug/L	
OU4	GALLO1	12/13/21		Bromoform	<	0.5		ug/L	
OU4	GALLO1	12/13/21		Bromomethane	<	1		ug/L	
OU4	GALLO1	12/13/21		Carbon tetrachloride	<	0.5		ug/L	
OU4	GALLO1	12/13/21		Chlorobenzene	<	0.5		ug/L	
OU4	GALLO1	12/13/21		Chloroethane	<	0.5		ug/L	
OU4	GALLO1	12/13/21		Chloroform	<	0.5		ug/L	
OU4	GALLO1	12/13/21		Chloromethane	<	0.5		ug/L	
OU4	GALLO1	12/13/21		cis-1,2-Dichloroethene	<	0.5		ug/L	
OU4	GALLO1	12/13/21		cis-1,3-Dichloropropene	<	0.5		ug/L	
OU4	GALLO1	12/13/21		Dibromochloromethane	<	0.5		ug/L	
OU4	GALLO1	12/13/21		Dichlorodifluoromethane	<	0.5		ug/L	
OU4	GALLO1	12/13/21		Methylene chloride	<	1		ug/L	
OU4	GALLO1	12/13/21		Tetrachloroethene	<	0.5		ug/L	
OU4	GALLO1	12/13/21		trans-1,2-Dichloroethene	<	0.5		ug/L	
OU4	GALLO1	12/13/21		trans-1,3-Dichloropropene	<	0.5		ug/L	
OU4	GALLO1	12/13/21		Trichloroethene	<	0.5		ug/L	
OU4	GALLO1	12/13/21		Trichlorofluoromethane	<	0.5		ug/L	
OU4	GALLO1	12/13/21		Trichlorotrifluoroethane	<	0.5		ug/L	
OU4	GALLO1	12/13/21		Vinyl chloride	<	0.5		ug/L	
OU4	GALLO1	12/13/21		1,3-Dinitrobenzene	<	2		ug/L	
OU4	GALLO1	12/13/21		1,3,5-Trinitrobenzene	<	2		ug/L	
OU4	GALLO1	12/13/21		2-Amino-4,6-dinitrotoluene	<	2		ug/L	
OU4	GALLO1	12/13/21		2-Nitrotoluene	<	2		ug/L	
OU4	GALLO1	12/13/21		2,4-Dinitrotoluene	<	2		ug/L	
OU4	GALLO1	12/13/21		2,6-Dinitrotoluene	<	2		ug/L	
OU4	GALLO1	12/13/21		3-Nitrotoluene	<	2		ug/L	
OU4	GALLO1	12/13/21		4-Amino-2,6-dinitrotoluene	<	2		ug/L	
OU4	GALLO1	12/13/21		4-Nitrotoluene	<	2		ug/L	
OU4	GALLO1	12/13/21		HMX	<	1		ug/L	
OU4	GALLO1	12/13/21		Nitrobenzene	<	2		ug/L	
OU4	GALLO1	12/13/21		RDX	<	1		ug/L	
OU4	GALLO1	12/13/21		TNT	<	2		ug/L	
OU4	GALLO1	12/13/21		Field Oxidation Potential (Eh)		94		mVolts	
OU4	GALLO1	12/13/21		Field pH		8.84		Units	
OU4	GALLO1	12/13/21		Field Specific Conductance		1220		umhos/cm	
OU4	GALLO1	12/13/21		Field Temperature		11.8		Degrees C	
OU4	GALLO1	12/13/21	DUP	Nitrate (as NO3)	<	0.5		mg/L	
OU4	GALLO1	12/13/21	DUP	Perchlorate	<	2		ug/L	
OU4	GALLO1	12/13/21	DUP	1,1-Dichloroethane	<	0.5		ug/L	
OU4	GALLO1	12/13/21	DUP	1,1-Dichloroethene	<	0.5		ug/L	
OU4	GALLO1	12/13/21	DUP	1,1,1-Trichloroethane	<	0.5		ug/L	
OU4	GALLO1	12/13/21	DUP	1,1,2-Trichloroethane	<	0.5		ug/L	
OU4	GALLO1	12/13/21	DUP	1,1,2,2-Tetrachloroethane	<	0.5		ug/L	
OU4	GALLO1	12/13/21	DUP	1,2-Dichlorobenzene	<	0.5		ug/L	
OU4	GALLO1	12/13/21	DUP	1,2-Dichloroethane	<	0.5		ug/L	O
OU4	GALLO1	12/13/21	DUP	1,2-Dichloroethene (total)	<	1		ug/L	
OU4	GALLO1	12/13/21	DUP	1,2-Dichloropropane	<	0.5		ug/L	
OU4	GALLO1	12/13/21	DUP	1,3-Dichlorobenzene	<	0.5		ug/L	
OU4	GALLO1	12/13/21	DUP	1,4-Dichlorobenzene	<	0.5		ug/L	
OU4	GALLO1	12/13/21	DUP	2-Chloroethylvinylether	<	1		ug/L	

Attachment 1. Table 1. Groundwater analytical data, Site 300, 2021.

OU	Location	Date	Sample Type	Parameter	LOS Indicator	Result	Error	Units	QA Flag
OU4	GALLO1	12/13/21	DUP	Bromodichloromethane	<	0.5		ug/L	
OU4	GALLO1	12/13/21	DUP	Bromoform	<	0.5		ug/L	
OU4	GALLO1	12/13/21	DUP	Bromomethane	<	0.5		ug/L	
OU4	GALLO1	12/13/21	DUP	Carbon tetrachloride	<	0.5		ug/L	
OU4	GALLO1	12/13/21	DUP	Chlorobenzene	<	0.5		ug/L	
OU4	GALLO1	12/13/21	DUP	Chloroethane	<	0.5		ug/L	
OU4	GALLO1	12/13/21	DUP	Chloroform	<	0.5		ug/L	
OU4	GALLO1	12/13/21	DUP	Chloromethane	<	0.5		ug/L	
OU4	GALLO1	12/13/21	DUP	cis-1,2-Dichloroethene	<	0.5		ug/L	
OU4	GALLO1	12/13/21	DUP	cis-1,3-Dichloropropene	<	0.5		ug/L	
OU4	GALLO1	12/13/21	DUP	Dibromochloromethane	<	0.5		ug/L	
OU4	GALLO1	12/13/21	DUP	Dichlorodifluoromethane	<	0.5		ug/L	O
OU4	GALLO1	12/13/21	DUP	Methylene chloride	<	0.5		ug/L	
OU4	GALLO1	12/13/21	DUP	Tetrachloroethene	<	0.5		ug/L	
OU4	GALLO1	12/13/21	DUP	trans-1,2-Dichloroethene	<	0.5		ug/L	
OU4	GALLO1	12/13/21	DUP	trans-1,3-Dichloropropene	<	0.5		ug/L	
OU4	GALLO1	12/13/21	DUP	Trichloroethene	<	0.5		ug/L	
OU4	GALLO1	12/13/21	DUP	Trichlorofluoromethane	<	0.5		ug/L	
OU4	GALLO1	12/13/21	DUP	Trichlorotrifluoroethane	<	0.5		ug/L	O
OU4	GALLO1	12/13/21	DUP	Vinyl chloride	<	0.5		ug/L	
OU4	GALLO1	12/13/21	DUP	1,3-Dinitrobenzene	<	2		ug/L	
OU4	GALLO1	12/13/21	DUP	1,3,5-Trinitrobenzene	<	2		ug/L	
OU4	GALLO1	12/13/21	DUP	2-Amino-4,6-dinitrotoluene	<	2		ug/L	
OU4	GALLO1	12/13/21	DUP	2-Nitrotoluene	<	2		ug/L	
OU4	GALLO1	12/13/21	DUP	2,4-Dinitrotoluene	<	2		ug/L	
OU4	GALLO1	12/13/21	DUP	2,6-Dinitrotoluene	<	2		ug/L	
OU4	GALLO1	12/13/21	DUP	3-Nitrotoluene	<	2		ug/L	
OU4	GALLO1	12/13/21	DUP	4-Amino-2,6-dinitrotoluene	<	2		ug/L	
OU4	GALLO1	12/13/21	DUP	4-Nitrotoluene	<	2		ug/L	
OU4	GALLO1	12/13/21	DUP	HMX	<	1		ug/L	
OU4	GALLO1	12/13/21	DUP	Nitrobenzene	<	2		ug/L	
OU4	GALLO1	12/13/21	DUP	RDX	<	1		ug/L	
OU4	GALLO1	12/13/21	DUP	TNT	<	2		ug/L	
OU4	W-35B-01	2/22/21		Nitrate (as NO3)	<	0.5		mg/L	
OU4	W-35B-01	2/22/21		Perchlorate	<	4		ug/L	
OU4	W-35B-01	2/22/21		1,1-Dichloroethane	<	0.5		ug/L	
OU4	W-35B-01	2/22/21		1,1-Dichloroethene	<	0.5		ug/L	
OU4	W-35B-01	2/22/21		1,1,1-Trichloroethane	<	0.5		ug/L	
OU4	W-35B-01	2/22/21		1,1,2-Trichloroethane	<	0.5		ug/L	
OU4	W-35B-01	2/22/21		1,1,2,2-Tetrachloroethane	<	0.5		ug/L	
OU4	W-35B-01	2/22/21		1,2-Dichlorobenzene	<	0.5		ug/L	
OU4	W-35B-01	2/22/21		1,2-Dichloroethane	<	0.5		ug/L	
OU4	W-35B-01	2/22/21		1,2-Dichloroethene (total)	<	1		ug/L	
OU4	W-35B-01	2/22/21		1,2-Dichloropropane	<	0.5		ug/L	
OU4	W-35B-01	2/22/21		1,3-Dichlorobenzene	<	0.5		ug/L	
OU4	W-35B-01	2/22/21		1,4-Dichlorobenzene	<	0.5		ug/L	
OU4	W-35B-01	2/22/21		2-Chloroethylvinylether	<	10		ug/L	
OU4	W-35B-01	2/22/21		Bromodichloromethane	<	0.5		ug/L	
OU4	W-35B-01	2/22/21		Bromoform	<	0.5		ug/L	
OU4	W-35B-01	2/22/21		Bromomethane	<	1		ug/L	
OU4	W-35B-01	2/22/21		Carbon tetrachloride	<	0.5		ug/L	
OU4	W-35B-01	2/22/21		Chlorobenzene	<	0.5		ug/L	
OU4	W-35B-01	2/22/21		Chloroethane	<	0.5		ug/L	
OU4	W-35B-01	2/22/21		Chloroform	<	0.5		ug/L	
OU4	W-35B-01	2/22/21		Chloromethane	<	0.5		ug/L	
OU4	W-35B-01	2/22/21		cis-1,2-Dichloroethene	<	0.5		ug/L	
OU4	W-35B-01	2/22/21		cis-1,3-Dichloropropene	<	0.5		ug/L	
OU4	W-35B-01	2/22/21		Dibromochloromethane	<	0.5		ug/L	
OU4	W-35B-01	2/22/21		Dichlorodifluoromethane	<	0.5		ug/L	
OU4	W-35B-01	2/22/21		Methylene chloride	<	1		ug/L	
OU4	W-35B-01	2/22/21		Tetrachloroethene	<	0.5		ug/L	
OU4	W-35B-01	2/22/21		trans-1,2-Dichloroethene	<	0.5		ug/L	
OU4	W-35B-01	2/22/21		trans-1,3-Dichloropropene	<	0.5		ug/L	
OU4	W-35B-01	2/22/21		Trichloroethene	<	0.5		ug/L	
OU4	W-35B-01	2/22/21		Trichlorofluoromethane	<	0.5		ug/L	
OU4	W-35B-01	2/22/21		Trichlorotrifluoroethane	<	0.5		ug/L	

Attachment 1. Table 1. Groundwater analytical data, Site 300, 2021.

OU	Location	Date	Sample Type	Parameter	LOS Indicator	Result	Error	Units	QA Flag
OU4	W-35B-01	2/22/21		Vinyl chloride	<	0.5		ug/L	
OU4	W-35B-01	2/22/21		1,3-Dinitrobenzene	<	2		ug/L	
OU4	W-35B-01	2/22/21		1,3,5-Trinitrobenzene	<	2		ug/L	
OU4	W-35B-01	2/22/21		2-Amino-4,6-dinitrotoluene	<	2		ug/L	
OU4	W-35B-01	2/22/21		2-Nitrotoluene	<	2		ug/L	
OU4	W-35B-01	2/22/21		2,4-Dinitrotoluene	<	2		ug/L	
OU4	W-35B-01	2/22/21		2,6-Dinitrotoluene	<	2		ug/L	
OU4	W-35B-01	2/22/21		3-Nitrotoluene	<	2		ug/L	
OU4	W-35B-01	2/22/21		4-Amino-2,6-dinitrotoluene	<	2		ug/L	
OU4	W-35B-01	2/22/21		4-Nitrotoluene	<	2		ug/L	
OU4	W-35B-01	2/22/21		HMX	<	1		ug/L	
OU4	W-35B-01	2/22/21		Nitrobenzene	<	2		ug/L	
OU4	W-35B-01	2/22/21		RDX	<	1		ug/L	
OU4	W-35B-01	2/22/21		Tetryl	<	2		ug/L	
OU4	W-35B-01	2/22/21		TNT	<	2		ug/L	
OU4	W-35B-01	9/16/21		Nitrate (as NO3)	<	0.5		mg/L	
OU4	W-35B-01	9/16/21		Perchlorate	<	2		ug/L	
OU4	W-35B-01	9/16/21		1,1-Dichloroethane	<	0.5		ug/L	
OU4	W-35B-01	9/16/21		1,1-Dichloroethene	<	0.5		ug/L	
OU4	W-35B-01	9/16/21		1,1,1-Trichloroethane	<	0.5		ug/L	
OU4	W-35B-01	9/16/21		1,1,2-Trichloroethane	<	0.5		ug/L	
OU4	W-35B-01	9/16/21		1,1,2,2-Tetrachloroethane	<	0.5		ug/L	LO
OU4	W-35B-01	9/16/21		1,2-Dichlorobenzene	<	0.5		ug/L	
OU4	W-35B-01	9/16/21		1,2-Dichloroethane	<	0.5		ug/L	
OU4	W-35B-01	9/16/21		1,2-Dichloroethene (total)	<	1		ug/L	
OU4	W-35B-01	9/16/21		1,2-Dichloropropane	<	0.5		ug/L	
OU4	W-35B-01	9/16/21		1,3-Dichlorobenzene	<	0.5		ug/L	
OU4	W-35B-01	9/16/21		1,4-Dichlorobenzene	<	0.5		ug/L	
OU4	W-35B-01	9/16/21		2-Chloroethylvinylether	<	10		ug/L	
OU4	W-35B-01	9/16/21		Bromodichloromethane	<	0.5		ug/L	
OU4	W-35B-01	9/16/21		Bromoform	<	0.5		ug/L	
OU4	W-35B-01	9/16/21		Bromomethane	<	1		ug/L	
OU4	W-35B-01	9/16/21		Carbon tetrachloride	<	0.5		ug/L	
OU4	W-35B-01	9/16/21		Chlorobenzene	<	0.5		ug/L	
OU4	W-35B-01	9/16/21		Chloroethane	<	0.5		ug/L	
OU4	W-35B-01	9/16/21		Chloroform	<	0.5		ug/L	
OU4	W-35B-01	9/16/21		Chloromethane	<	0.5		ug/L	
OU4	W-35B-01	9/16/21		cis-1,2-Dichloroethene	<	0.5		ug/L	
OU4	W-35B-01	9/16/21		cis-1,3-Dichloropropene	<	0.5		ug/L	
OU4	W-35B-01	9/16/21		Dibromochloromethane	<	0.5		ug/L	
OU4	W-35B-01	9/16/21		Dichlorodifluoromethane	<	0.5		ug/L	
OU4	W-35B-01	9/16/21		Methylene chloride	<	1		ug/L	
OU4	W-35B-01	9/16/21		Tetrachloroethene	<	0.5		ug/L	
OU4	W-35B-01	9/16/21		trans-1,2-Dichloroethene	<	0.5		ug/L	
OU4	W-35B-01	9/16/21		trans-1,3-Dichloropropene	<	0.5		ug/L	
OU4	W-35B-01	9/16/21		Trichloroethene	<	0.5		ug/L	L
OU4	W-35B-01	9/16/21		Trichlorofluoromethane	<	0.5		ug/L	
OU4	W-35B-01	9/16/21		Trichlorotrifluoroethane	<	0.5		ug/L	
OU4	W-35B-01	9/16/21		Vinyl chloride	<	0.5		ug/L	
OU4	W-35B-01	9/16/21		1,3-Dinitrobenzene	<	2		ug/L	
OU4	W-35B-01	9/16/21		1,3,5-Trinitrobenzene	<	2		ug/L	
OU4	W-35B-01	9/16/21		2-Amino-4,6-dinitrotoluene	<	2		ug/L	
OU4	W-35B-01	9/16/21		2-Nitrotoluene	<	2		ug/L	
OU4	W-35B-01	9/16/21		2,4-Dinitrotoluene	<	2		ug/L	
OU4	W-35B-01	9/16/21		2,6-Dinitrotoluene	<	2		ug/L	
OU4	W-35B-01	9/16/21		3-Nitrotoluene	<	2		ug/L	
OU4	W-35B-01	9/16/21		4-Amino-2,6-dinitrotoluene	<	2		ug/L	
OU4	W-35B-01	9/16/21		4-Nitrotoluene	<	2		ug/L	
OU4	W-35B-01	9/16/21		HMX	<	1		ug/L	
OU4	W-35B-01	9/16/21		Nitrobenzene	<	2		ug/L	
OU4	W-35B-01	9/16/21		RDX	<	1		ug/L	
OU4	W-35B-01	9/16/21		TNT	<	2		ug/L	
OU4	W-35B-01	9/16/21		Field Oxidation Potential (Eh)		-25		mVolts	
OU4	W-35B-01	9/16/21		Field pH		8.12		Units	
OU4	W-35B-01	9/16/21		Field Specific Conductance		1338		umhos/cm	
OU4	W-35B-01	9/16/21		Field Temperature		21.2		Degrees C	

Attachment 1. Table 1. Groundwater analytical data, Site 300, 2021.

OU	Location	Date	Sample Type	Parameter	LOS Indicator	Result	Error	Units	QA Flag
OU4	W-35B-01	11/15/21		1,1-Dichloroethane	<	0.5		ug/L	
OU4	W-35B-01	11/15/21		1,1-Dichloroethene	<	0.5		ug/L	
OU4	W-35B-01	11/15/21		1,1,1-Trichloroethane	<	0.5		ug/L	
OU4	W-35B-01	11/15/21		1,1,2-Trichloroethane	<	0.5		ug/L	
OU4	W-35B-01	11/15/21		1,1,2,2-Tetrachloroethane	<	0.5		ug/L	
OU4	W-35B-01	11/15/21		1,2-Dichlorobenzene	<	0.5		ug/L	
OU4	W-35B-01	11/15/21		1,2-Dichloroethane	<	0.5		ug/L	
OU4	W-35B-01	11/15/21		1,2-Dichloroethene (total)	<	1		ug/L	
OU4	W-35B-01	11/15/21		1,2-Dichloropropane	<	0.5		ug/L	
OU4	W-35B-01	11/15/21		1,3-Dichlorobenzene	<	0.5		ug/L	
OU4	W-35B-01	11/15/21		1,4-Dichlorobenzene	<	0.5		ug/L	
OU4	W-35B-01	11/15/21		2-Chloroethylvinylether	<	10		ug/L	O
OU4	W-35B-01	11/15/21		Bromodichloromethane	<	0.5		ug/L	
OU4	W-35B-01	11/15/21		Bromoform	<	0.5		ug/L	
OU4	W-35B-01	11/15/21		Bromomethane	<	1		ug/L	
OU4	W-35B-01	11/15/21		Carbon tetrachloride	<	0.5		ug/L	
OU4	W-35B-01	11/15/21		Chlorobenzene	<	0.5		ug/L	
OU4	W-35B-01	11/15/21		Chloroethane	<	0.5		ug/L	
OU4	W-35B-01	11/15/21		Chloroform	<	0.5		ug/L	
OU4	W-35B-01	11/15/21		Chloromethane	<	0.5		ug/L	
OU4	W-35B-01	11/15/21		cis-1,2-Dichloroethene	<	0.5		ug/L	
OU4	W-35B-01	11/15/21		cis-1,3-Dichloropropene	<	0.5		ug/L	
OU4	W-35B-01	11/15/21		Dibromochloromethane	<	0.5		ug/L	
OU4	W-35B-01	11/15/21		Dichlorodifluoromethane	<	0.5		ug/L	
OU4	W-35B-01	11/15/21		Methylene chloride	<	1		ug/L	
OU4	W-35B-01	11/15/21		Tetrachloroethene	<	0.5		ug/L	
OU4	W-35B-01	11/15/21		trans-1,2-Dichloroethene	<	0.5		ug/L	
OU4	W-35B-01	11/15/21		trans-1,3-Dichloropropene	<	0.5		ug/L	
OU4	W-35B-01	11/15/21		Trichloroethene	<	0.5		ug/L	
OU4	W-35B-01	11/15/21		Trichlorofluoromethane	<	0.5		ug/L	
OU4	W-35B-01	11/15/21		Trichlorotrifluoroethane	<	0.5		ug/L	
OU4	W-35B-01	11/15/21		Vinyl chloride	<	0.5		ug/L	
OU4	W-35B-01	11/15/21		Field Oxidation Potential (Eh)		-136		mVolts	
OU4	W-35B-01	11/15/21		Field pH		8.02		Units	
OU4	W-35B-01	11/15/21		Field Specific Conductance		1328		umhos/cm	
OU4	W-35B-01	11/15/21		Field Temperature		20.9		Degrees C	
OU4	W-35B-02	2/22/21		Nitrate (as NO3)		14		mg/L	
OU4	W-35B-02	2/22/21		Perchlorate	<	4		ug/L	
OU4	W-35B-02	2/22/21		1,1-Dichloroethane	<	0.5		ug/L	
OU4	W-35B-02	2/22/21		1,1-Dichloroethene	<	0.5		ug/L	
OU4	W-35B-02	2/22/21		1,1,1-Trichloroethane	<	0.5		ug/L	
OU4	W-35B-02	2/22/21		1,1,2-Trichloroethane	<	0.5		ug/L	
OU4	W-35B-02	2/22/21		1,1,2,2-Tetrachloroethane	<	0.5		ug/L	
OU4	W-35B-02	2/22/21		1,2-Dichlorobenzene	<	0.5		ug/L	
OU4	W-35B-02	2/22/21		1,2-Dichloroethane	<	0.5		ug/L	
OU4	W-35B-02	2/22/21		1,2-Dichloroethene (total)	<	1		ug/L	
OU4	W-35B-02	2/22/21		1,2-Dichloropropane	<	0.5		ug/L	
OU4	W-35B-02	2/22/21		1,3-Dichlorobenzene	<	0.5		ug/L	
OU4	W-35B-02	2/22/21		1,4-Dichlorobenzene	<	0.5		ug/L	
OU4	W-35B-02	2/22/21		2-Chloroethylvinylether	<	10		ug/L	
OU4	W-35B-02	2/22/21		Bromodichloromethane	<	0.5		ug/L	
OU4	W-35B-02	2/22/21		Bromoform	<	0.5		ug/L	
OU4	W-35B-02	2/22/21		Bromomethane	<	1		ug/L	
OU4	W-35B-02	2/22/21		Carbon tetrachloride	<	0.5		ug/L	
OU4	W-35B-02	2/22/21		Chlorobenzene	<	0.5		ug/L	
OU4	W-35B-02	2/22/21		Chloroethane	<	0.5		ug/L	
OU4	W-35B-02	2/22/21		Chloroform	<	0.5		ug/L	
OU4	W-35B-02	2/22/21		Chloromethane	<	0.5		ug/L	
OU4	W-35B-02	2/22/21		cis-1,2-Dichloroethene	<	0.5		ug/L	
OU4	W-35B-02	2/22/21		cis-1,3-Dichloropropene	<	0.5		ug/L	
OU4	W-35B-02	2/22/21		Dibromochloromethane	<	0.5		ug/L	
OU4	W-35B-02	2/22/21		Dichlorodifluoromethane	<	0.5		ug/L	
OU4	W-35B-02	2/22/21		Methylene chloride	<	1		ug/L	
OU4	W-35B-02	2/22/21		Tetrachloroethene	<	0.5		ug/L	
OU4	W-35B-02	2/22/21		trans-1,2-Dichloroethene	<	0.5		ug/L	
OU4	W-35B-02	2/22/21		trans-1,3-Dichloropropene	<	0.5		ug/L	

Attachment 1. Table 1. Groundwater analytical data, Site 300, 2021.

OU	Location	Date	Sample Type	Parameter	LOS Indicator	Result	Error	Units	QA Flag
OU4	W-35B-02	2/22/21		Trichloroethene	<	0.5		ug/L	
OU4	W-35B-02	2/22/21		Trichlorofluoromethane	<	0.5		ug/L	
OU4	W-35B-02	2/22/21		Trichlorotrifluoroethane	<	0.5		ug/L	
OU4	W-35B-02	2/22/21		Vinyl chloride	<	0.5		ug/L	
OU4	W-35B-02	2/22/21		1,3-Dinitrobenzene	<	2.2		ug/L	D
OU4	W-35B-02	2/22/21		1,3,5-Trinitrobenzene	<	2.2		ug/L	D
OU4	W-35B-02	2/22/21		2-Amino-4,6-dinitrotoluene	<	2.2		ug/L	D
OU4	W-35B-02	2/22/21		2-Nitrotoluene	<	2.2		ug/L	D
OU4	W-35B-02	2/22/21		2,4-Dinitrotoluene	<	2.2		ug/L	D
OU4	W-35B-02	2/22/21		2,6-Dinitrotoluene	<	2.2		ug/L	D
OU4	W-35B-02	2/22/21		3-Nitrotoluene	<	2.2		ug/L	D
OU4	W-35B-02	2/22/21		4-Amino-2,6-dinitrotoluene	<	2.2		ug/L	D
OU4	W-35B-02	2/22/21		4-Nitrotoluene	<	2.2		ug/L	D
OU4	W-35B-02	2/22/21		HMX	<	1.1		ug/L	D
OU4	W-35B-02	2/22/21		Nitrobenzene	<	2.2		ug/L	D
OU4	W-35B-02	2/22/21		RDX	<	1.1		ug/L	D
OU4	W-35B-02	2/22/21		Tetryl	<	2.2		ug/L	D
OU4	W-35B-02	2/22/21		TNT	<	2.2		ug/L	D
OU4	W-35B-02	6/9/21		1,1-Dichloroethane	<	0.5		ug/L	
OU4	W-35B-02	6/9/21		1,1-Dichloroethene	<	0.5		ug/L	
OU4	W-35B-02	6/9/21		1,1,1-Trichloroethane	<	0.5		ug/L	
OU4	W-35B-02	6/9/21		1,1,2-Trichloroethane	<	0.5		ug/L	
OU4	W-35B-02	6/9/21		1,1,2,2-Tetrachloroethane	<	0.5		ug/L	
OU4	W-35B-02	6/9/21		1,2-Dichlorobenzene	<	0.5		ug/L	
OU4	W-35B-02	6/9/21		1,2-Dichloroethane	<	0.5		ug/L	
OU4	W-35B-02	6/9/21		1,2-Dichloroethene (total)	<	1		ug/L	
OU4	W-35B-02	6/9/21		1,2-Dichloropropane	<	0.5		ug/L	
OU4	W-35B-02	6/9/21		1,3-Dichlorobenzene	<	0.5		ug/L	
OU4	W-35B-02	6/9/21		1,4-Dichlorobenzene	<	0.5		ug/L	
OU4	W-35B-02	6/9/21		2-Chloroethylvinylether	<	10		ug/L	
OU4	W-35B-02	6/9/21		Bromodichloromethane	<	0.5		ug/L	
OU4	W-35B-02	6/9/21		Bromoform	<	0.5		ug/L	
OU4	W-35B-02	6/9/21		Bromomethane	<	1		ug/L	
OU4	W-35B-02	6/9/21		Carbon tetrachloride	<	0.5		ug/L	
OU4	W-35B-02	6/9/21		Chlorobenzene	<	0.5		ug/L	
OU4	W-35B-02	6/9/21		Chloroethane	<	0.5		ug/L	
OU4	W-35B-02	6/9/21		Chloroform	<	0.5		ug/L	
OU4	W-35B-02	6/9/21		Chloromethane	<	0.5		ug/L	
OU4	W-35B-02	6/9/21		cis-1,2-Dichloroethene	<	0.5		ug/L	
OU4	W-35B-02	6/9/21		cis-1,3-Dichloropropene	<	0.5		ug/L	
OU4	W-35B-02	6/9/21		Dibromochloromethane	<	0.5		ug/L	
OU4	W-35B-02	6/9/21		Dichlorodifluoromethane	<	0.5		ug/L	
OU4	W-35B-02	6/9/21		Methylene chloride	<	1		ug/L	
OU4	W-35B-02	6/9/21		Tetrachloroethene	<	0.5		ug/L	
OU4	W-35B-02	6/9/21		trans-1,2-Dichloroethene	<	0.5		ug/L	
OU4	W-35B-02	6/9/21		trans-1,3-Dichloropropene	<	0.5		ug/L	
OU4	W-35B-02	6/9/21		Trichloroethene	<	0.5		ug/L	
OU4	W-35B-02	6/9/21		Trichlorofluoromethane	<	0.5		ug/L	
OU4	W-35B-02	6/9/21		Trichlorotrifluoroethane	<	0.5		ug/L	
OU4	W-35B-02	6/9/21		Vinyl chloride	<	0.5		ug/L	
OU4	W-35B-02	6/9/21		Field Oxidation Potential (Eh)		256		mVolts	
OU4	W-35B-02	6/9/21		Field pH		7.57		Units	
OU4	W-35B-02	6/9/21		Field Specific Conductance		1604		umhos/cm	
OU4	W-35B-02	6/9/21		Field Temperature		18.8		Degrees C	
OU4	W-35B-02	9/16/21		Nitrate (as NO3)		19		mg/L	
OU4	W-35B-02	9/16/21		Perchlorate	<	2		ug/L	
OU4	W-35B-02	9/16/21		1,1-Dichloroethane	<	0.5		ug/L	
OU4	W-35B-02	9/16/21		1,1-Dichloroethene	<	0.5		ug/L	
OU4	W-35B-02	9/16/21		1,1,1-Trichloroethane	<	0.5		ug/L	
OU4	W-35B-02	9/16/21		1,1,2-Trichloroethane	<	0.5		ug/L	
OU4	W-35B-02	9/16/21		1,1,2,2-Tetrachloroethane	<	0.5		ug/L	LO
OU4	W-35B-02	9/16/21		1,2-Dichlorobenzene	<	0.5		ug/L	
OU4	W-35B-02	9/16/21		1,2-Dichloroethane	<	0.5		ug/L	
OU4	W-35B-02	9/16/21		1,2-Dichloroethene (total)	<	1		ug/L	
OU4	W-35B-02	9/16/21		1,2-Dichloropropane	<	0.5		ug/L	
OU4	W-35B-02	9/16/21		1,3-Dichlorobenzene	<	0.5		ug/L	

Attachment 1. Table 1. Groundwater analytical data, Site 300, 2021.

OU	Location	Date	Sample Type	Parameter	LOS Indicator	Result	Error	Units	QA Flag
OU4	W-35B-02	9/16/21		1,4-Dichlorobenzene	<	0.5		ug/L	
OU4	W-35B-02	9/16/21		2-Chloroethylvinylether	<	10		ug/L	
OU4	W-35B-02	9/16/21		Bromodichloromethane	<	0.5		ug/L	
OU4	W-35B-02	9/16/21		Bromoform	<	0.5		ug/L	
OU4	W-35B-02	9/16/21		Bromomethane	<	1		ug/L	
OU4	W-35B-02	9/16/21		Carbon tetrachloride	<	0.5		ug/L	
OU4	W-35B-02	9/16/21		Chlorobenzene	<	0.5		ug/L	
OU4	W-35B-02	9/16/21		Chloroethane	<	0.5		ug/L	
OU4	W-35B-02	9/16/21		Chloroform	<	0.5		ug/L	
OU4	W-35B-02	9/16/21		Chloromethane	<	0.5		ug/L	
OU4	W-35B-02	9/16/21		cis-1,2-Dichloroethene	<	0.5		ug/L	
OU4	W-35B-02	9/16/21		cis-1,3-Dichloropropene	<	0.5		ug/L	
OU4	W-35B-02	9/16/21		Dibromochloromethane	<	0.5		ug/L	
OU4	W-35B-02	9/16/21		Dichlorodifluoromethane	<	0.5		ug/L	
OU4	W-35B-02	9/16/21		Methylene chloride	<	1		ug/L	
OU4	W-35B-02	9/16/21		Tetrachloroethene	<	0.5		ug/L	
OU4	W-35B-02	9/16/21		trans-1,2-Dichloroethene	<	0.5		ug/L	
OU4	W-35B-02	9/16/21		trans-1,3-Dichloropropene	<	0.5		ug/L	
OU4	W-35B-02	9/16/21		Trichloroethene	<	0.5		ug/L	L
OU4	W-35B-02	9/16/21		Trichlorofluoromethane	<	0.5		ug/L	
OU4	W-35B-02	9/16/21		Trichlorotrifluoroethane	<	0.5		ug/L	
OU4	W-35B-02	9/16/21		Vinyl chloride	<	0.5		ug/L	
OU4	W-35B-02	9/16/21		Field Oxidation Potential (Eh)		79		mVolts	
OU4	W-35B-02	9/16/21		Field pH		7.51		Units	
OU4	W-35B-02	9/16/21		Field Specific Conductance		1563		umhos/cm	
OU4	W-35B-02	9/16/21		Field Temperature		21.4		Degrees C	
OU4	W-35B-02	11/15/21		1,1-Dichloroethane	<	0.5		ug/L	
OU4	W-35B-02	11/15/21		1,1-Dichloroethene	<	0.5		ug/L	
OU4	W-35B-02	11/15/21		1,1,1-Trichloroethane	<	0.5		ug/L	
OU4	W-35B-02	11/15/21		1,1,2-Trichloroethane	<	0.5		ug/L	
OU4	W-35B-02	11/15/21		1,1,2,2-Tetrachloroethane	<	0.5		ug/L	
OU4	W-35B-02	11/15/21		1,2-Dichlorobenzene	<	0.5		ug/L	
OU4	W-35B-02	11/15/21		1,2-Dichloroethane	<	0.5		ug/L	
OU4	W-35B-02	11/15/21		1,2-Dichloroethene (total)	<	1		ug/L	
OU4	W-35B-02	11/15/21		1,2-Dichloropropane	<	0.5		ug/L	
OU4	W-35B-02	11/15/21		1,3-Dichlorobenzene	<	0.5		ug/L	
OU4	W-35B-02	11/15/21		1,4-Dichlorobenzene	<	0.5		ug/L	
OU4	W-35B-02	11/15/21		2-Chloroethylvinylether	<	10		ug/L	O
OU4	W-35B-02	11/15/21		Bromodichloromethane	<	0.5		ug/L	
OU4	W-35B-02	11/15/21		Bromoform	<	0.5		ug/L	
OU4	W-35B-02	11/15/21		Bromomethane	<	1		ug/L	
OU4	W-35B-02	11/15/21		Carbon tetrachloride	<	0.5		ug/L	
OU4	W-35B-02	11/15/21		Chlorobenzene	<	0.5		ug/L	
OU4	W-35B-02	11/15/21		Chloroethane	<	0.5		ug/L	
OU4	W-35B-02	11/15/21		Chloroform	<	0.5		ug/L	
OU4	W-35B-02	11/15/21		Chloromethane	<	0.5		ug/L	
OU4	W-35B-02	11/15/21		cis-1,2-Dichloroethene	<	0.5		ug/L	
OU4	W-35B-02	11/15/21		cis-1,3-Dichloropropene	<	0.5		ug/L	
OU4	W-35B-02	11/15/21		Dibromochloromethane	<	0.5		ug/L	
OU4	W-35B-02	11/15/21		Dichlorodifluoromethane	<	0.5		ug/L	
OU4	W-35B-02	11/15/21		Methylene chloride	<	1		ug/L	
OU4	W-35B-02	11/15/21		Tetrachloroethene	<	0.5		ug/L	
OU4	W-35B-02	11/15/21		trans-1,2-Dichloroethene	<	0.5		ug/L	
OU4	W-35B-02	11/15/21		trans-1,3-Dichloropropene	<	0.5		ug/L	
OU4	W-35B-02	11/15/21		Trichloroethene	<	0.5		ug/L	
OU4	W-35B-02	11/15/21		Trichlorofluoromethane	<	0.5		ug/L	
OU4	W-35B-02	11/15/21		Trichlorotrifluoroethane	<	0.5		ug/L	
OU4	W-35B-02	11/15/21		Vinyl chloride	<	0.5		ug/L	
OU4	W-35B-02	11/15/21		Field Oxidation Potential (Eh)		-40		mVolts	
OU4	W-35B-02	11/15/21		Field pH		7.45		Units	
OU4	W-35B-02	11/15/21		Field Specific Conductance		1486		umhos/cm	
OU4	W-35B-02	11/15/21		Field Temperature		20		Degrees C	
OU4	W-35B-03	2/22/21		Nitrate (as NO3)		3.9		mg/L	
OU4	W-35B-03	2/22/21		Perchlorate	<	4		ug/L	
OU4	W-35B-03	2/22/21		1,1-Dichloroethane	<	0.5		ug/L	
OU4	W-35B-03	2/22/21		1,1-Dichloroethene	<	0.5		ug/L	

Attachment 1. Table 1. Groundwater analytical data, Site 300, 2021.

OU	Location	Date	Sample Type	Parameter	LOS Indicator	Result	Error	Units	QA Flag
OU4	W-35B-03	2/22/21		1,1,1-Trichloroethane	<	0.5		ug/L	
OU4	W-35B-03	2/22/21		1,1,2-Trichloroethane	<	0.5		ug/L	
OU4	W-35B-03	2/22/21		1,1,2,2-Tetrachloroethane	<	0.5		ug/L	
OU4	W-35B-03	2/22/21		1,2-Dichlorobenzene	<	0.5		ug/L	
OU4	W-35B-03	2/22/21		1,2-Dichloroethane	<	0.5		ug/L	
OU4	W-35B-03	2/22/21		1,2-Dichloroethene (total)	<	1		ug/L	
OU4	W-35B-03	2/22/21		1,2-Dichloropropane	<	0.5		ug/L	
OU4	W-35B-03	2/22/21		1,3-Dichlorobenzene	<	0.5		ug/L	
OU4	W-35B-03	2/22/21		1,4-Dichlorobenzene	<	0.5		ug/L	
OU4	W-35B-03	2/22/21		2-Chloroethylvinylether	<	10		ug/L	
OU4	W-35B-03	2/22/21		Bromodichloromethane	<	0.5		ug/L	
OU4	W-35B-03	2/22/21		Bromoform	<	0.5		ug/L	
OU4	W-35B-03	2/22/21		Bromomethane	<	1		ug/L	
OU4	W-35B-03	2/22/21		Carbon tetrachloride	<	0.5		ug/L	
OU4	W-35B-03	2/22/21		Chlorobenzene	<	0.5		ug/L	
OU4	W-35B-03	2/22/21		Chloroethane	<	0.5		ug/L	
OU4	W-35B-03	2/22/21		Chloroform	<	0.5		ug/L	
OU4	W-35B-03	2/22/21		Chloromethane	<	0.5		ug/L	
OU4	W-35B-03	2/22/21		cis-1,2-Dichloroethene	<	0.5		ug/L	
OU4	W-35B-03	2/22/21		cis-1,3-Dichloropropene	<	0.5		ug/L	
OU4	W-35B-03	2/22/21		Dibromochloromethane	<	0.5		ug/L	
OU4	W-35B-03	2/22/21		Dichlorodifluoromethane	<	0.5		ug/L	
OU4	W-35B-03	2/22/21		Methylene chloride	<	1		ug/L	
OU4	W-35B-03	2/22/21		Tetrachloroethene	<	0.5		ug/L	
OU4	W-35B-03	2/22/21		trans-1,2-Dichloroethene	<	0.5		ug/L	
OU4	W-35B-03	2/22/21		trans-1,3-Dichloropropene	<	0.5		ug/L	
OU4	W-35B-03	2/22/21		Trichloroethene	<	0.5		ug/L	
OU4	W-35B-03	2/22/21		Trichlorofluoromethane	<	0.5		ug/L	
OU4	W-35B-03	2/22/21		Trichlorotrifluoroethane	<	0.5		ug/L	
OU4	W-35B-03	2/22/21		Vinyl chloride	<	0.5		ug/L	
OU4	W-35B-03	2/22/21		1,3-Dinitrobenzene	<	2		ug/L	
OU4	W-35B-03	2/22/21		1,3,5-Trinitrobenzene	<	2		ug/L	
OU4	W-35B-03	2/22/21		2-Amino-4,6-dinitrotoluene	<	2		ug/L	
OU4	W-35B-03	2/22/21		2-Nitrotoluene	<	2		ug/L	
OU4	W-35B-03	2/22/21		2,4-Dinitrotoluene	<	2		ug/L	
OU4	W-35B-03	2/22/21		2,6-Dinitrotoluene	<	2		ug/L	
OU4	W-35B-03	2/22/21		3-Nitrotoluene	<	2		ug/L	
OU4	W-35B-03	2/22/21		4-Amino-2,6-dinitrotoluene	<	2		ug/L	
OU4	W-35B-03	2/22/21		4-Nitrotoluene	<	2		ug/L	
OU4	W-35B-03	2/22/21		HMX	<	1		ug/L	
OU4	W-35B-03	2/22/21		Nitrobenzene	<	2		ug/L	
OU4	W-35B-03	2/22/21		RDX	<	1		ug/L	
OU4	W-35B-03	2/22/21		Tetryl	<	2		ug/L	
OU4	W-35B-03	2/22/21		TNT	<	2		ug/L	
OU4	W-35B-03	6/9/21		Field Oxidation Potential (Eh)		254		mVolts	
OU4	W-35B-03	6/9/21		Field pH		7.98		Units	
OU4	W-35B-03	6/9/21		Field Specific Conductance		351.8		umhos/cm	
OU4	W-35B-03	6/9/21		Field Temperature		19.2		Degrees C	
OU4	W-35B-03	6/23/21		1,1-Dichloroethane	<	0.5		ug/L	
OU4	W-35B-03	6/23/21		1,1-Dichloroethene	<	0.5		ug/L	
OU4	W-35B-03	6/23/21		1,1,1-Trichloroethane	<	0.5		ug/L	
OU4	W-35B-03	6/23/21		1,1,2-Trichloroethane	<	0.5		ug/L	
OU4	W-35B-03	6/23/21		1,1,2,2-Tetrachloroethane	<	0.5		ug/L	
OU4	W-35B-03	6/23/21		1,2-Dichlorobenzene	<	0.5		ug/L	
OU4	W-35B-03	6/23/21		1,2-Dichloroethane	<	0.5		ug/L	
OU4	W-35B-03	6/23/21		1,2-Dichloroethene (total)	<	1		ug/L	
OU4	W-35B-03	6/23/21		1,2-Dichloropropane	<	0.5		ug/L	
OU4	W-35B-03	6/23/21		1,3-Dichlorobenzene	<	0.5		ug/L	
OU4	W-35B-03	6/23/21		1,4-Dichlorobenzene	<	0.5		ug/L	
OU4	W-35B-03	6/23/21		2-Chloroethylvinylether	<	10		ug/L	
OU4	W-35B-03	6/23/21		Bromodichloromethane	<	0.5		ug/L	
OU4	W-35B-03	6/23/21		Bromoform	<	0.5		ug/L	
OU4	W-35B-03	6/23/21		Bromomethane	<	1		ug/L	
OU4	W-35B-03	6/23/21		Carbon tetrachloride	<	0.5		ug/L	
OU4	W-35B-03	6/23/21		Chlorobenzene	<	0.5		ug/L	
OU4	W-35B-03	6/23/21		Chloroethane	<	0.5		ug/L	

Attachment 1. Table 1. Groundwater analytical data, Site 300, 2021.

OU	Location	Date	Sample Type	Parameter	LOS Indicator	Result	Error	Units	QA Flag
OU4	W-35B-03	6/23/21		Chloroform	<	0.5		ug/L	
OU4	W-35B-03	6/23/21		Chloromethane	<	0.5		ug/L	
OU4	W-35B-03	6/23/21		cis-1,2-Dichloroethene	<	0.5		ug/L	
OU4	W-35B-03	6/23/21		cis-1,3-Dichloropropene	<	0.5		ug/L	
OU4	W-35B-03	6/23/21		Dibromochloromethane	<	0.5		ug/L	
OU4	W-35B-03	6/23/21		Dichlorodifluoromethane	<	0.5		ug/L	
OU4	W-35B-03	6/23/21		Methylene chloride	<	1		ug/L	
OU4	W-35B-03	6/23/21		Tetrachloroethene	<	0.5		ug/L	
OU4	W-35B-03	6/23/21		trans-1,2-Dichloroethene	<	0.5		ug/L	
OU4	W-35B-03	6/23/21		trans-1,3-Dichloropropene	<	0.5		ug/L	
OU4	W-35B-03	6/23/21		Trichloroethene	<	0.5		ug/L	
OU4	W-35B-03	6/23/21		Trichlorofluoromethane	<	0.5		ug/L	
OU4	W-35B-03	6/23/21		Trichlorotrifluoroethane	<	0.5		ug/L	
OU4	W-35B-03	6/23/21		Vinyl chloride	<	0.5		ug/L	
OU4	W-35B-03	6/23/21		Field Oxidation Potential (Eh)		91		mVolts	
OU4	W-35B-03	6/23/21		Field pH		7.83		Units	
OU4	W-35B-03	6/23/21		Field Specific Conductance		310.2		umhos/cm	
OU4	W-35B-03	6/23/21		Field Temperature		21		Degrees C	
OU4	W-35B-03	9/16/21		Nitrate (as NO3)		6.1		mg/L	
OU4	W-35B-03	9/16/21		Perchlorate	<	2		ug/L	
OU4	W-35B-03	9/16/21		1,1-Dichloroethane	<	0.5		ug/L	
OU4	W-35B-03	9/16/21		1,1-Dichloroethene	<	0.5		ug/L	
OU4	W-35B-03	9/16/21		1,1,1-Trichloroethane	<	0.5		ug/L	
OU4	W-35B-03	9/16/21		1,1,2-Trichloroethane	<	0.5		ug/L	
OU4	W-35B-03	9/16/21		1,1,2,2-Tetrachloroethane	<	0.5		ug/L	LO
OU4	W-35B-03	9/16/21		1,2-Dichlorobenzene	<	0.5		ug/L	
OU4	W-35B-03	9/16/21		1,2-Dichloroethane	<	0.5		ug/L	
OU4	W-35B-03	9/16/21		1,2-Dichloroethene (total)	<	1		ug/L	
OU4	W-35B-03	9/16/21		1,2-Dichloropropane	<	0.5		ug/L	
OU4	W-35B-03	9/16/21		1,3-Dichlorobenzene	<	0.5		ug/L	
OU4	W-35B-03	9/16/21		1,4-Dichlorobenzene	<	0.5		ug/L	
OU4	W-35B-03	9/16/21		2-Chloroethylvinylether	<	10		ug/L	
OU4	W-35B-03	9/16/21		Bromodichloromethane	<	0.5		ug/L	
OU4	W-35B-03	9/16/21		Bromoform	<	0.5		ug/L	
OU4	W-35B-03	9/16/21		Bromomethane	<	1		ug/L	
OU4	W-35B-03	9/16/21		Carbon tetrachloride	<	0.5		ug/L	
OU4	W-35B-03	9/16/21		Chlorobenzene	<	0.5		ug/L	
OU4	W-35B-03	9/16/21		Chloroethane	<	0.5		ug/L	
OU4	W-35B-03	9/16/21		Chloroform	<	0.5		ug/L	
OU4	W-35B-03	9/16/21		Chloromethane	<	0.5		ug/L	
OU4	W-35B-03	9/16/21		cis-1,2-Dichloroethene	<	0.5		ug/L	
OU4	W-35B-03	9/16/21		cis-1,3-Dichloropropene	<	0.5		ug/L	
OU4	W-35B-03	9/16/21		Dibromochloromethane	<	0.5		ug/L	
OU4	W-35B-03	9/16/21		Dichlorodifluoromethane	<	0.5		ug/L	
OU4	W-35B-03	9/16/21		Methylene chloride	<	1		ug/L	
OU4	W-35B-03	9/16/21		Tetrachloroethene	<	0.5		ug/L	
OU4	W-35B-03	9/16/21		trans-1,2-Dichloroethene	<	0.5		ug/L	
OU4	W-35B-03	9/16/21		trans-1,3-Dichloropropene	<	0.5		ug/L	
OU4	W-35B-03	9/16/21		Trichloroethene	<	0.5		ug/L	L
OU4	W-35B-03	9/16/21		Trichlorofluoromethane	<	0.5		ug/L	
OU4	W-35B-03	9/16/21		Trichlorotrifluoroethane	<	0.5		ug/L	
OU4	W-35B-03	9/16/21		Vinyl chloride	<	0.5		ug/L	
OU4	W-35B-03	9/16/21		1,3-Dinitrobenzene	<	2.3		ug/L	D
OU4	W-35B-03	9/16/21		1,3,5-Trinitrobenzene	<	2.3		ug/L	D
OU4	W-35B-03	9/16/21		2-Amino-4,6-dinitrotoluene	<	2.3		ug/L	D
OU4	W-35B-03	9/16/21		2-Nitrotoluene	<	2.3		ug/L	D
OU4	W-35B-03	9/16/21		2,4-Dinitrotoluene	<	2.3		ug/L	D
OU4	W-35B-03	9/16/21		2,6-Dinitrotoluene	<	2.3		ug/L	D
OU4	W-35B-03	9/16/21		3-Nitrotoluene	<	2.3		ug/L	D
OU4	W-35B-03	9/16/21		4-Amino-2,6-dinitrotoluene	<	2.3		ug/L	D
OU4	W-35B-03	9/16/21		4-Nitrotoluene	<	2.3		ug/L	D
OU4	W-35B-03	9/16/21		HMX	<	1.1		ug/L	D
OU4	W-35B-03	9/16/21		Nitrobenzene	<	2.3		ug/L	D
OU4	W-35B-03	9/16/21		RDX	<	1.1		ug/L	D
OU4	W-35B-03	9/16/21		TNT	<	2.3		ug/L	D
OU4	W-35B-03	9/16/21		Field Oxidation Potential (Eh)		-13		mVolts	

Attachment 1. Table 1. Groundwater analytical data, Site 300, 2021.

OU	Location	Date	Sample Type	Parameter	LOS Indicator	Result	Error	Units	QA Flag
OU4	W-35B-03	9/16/21		Field pH		7.85		Units	
OU4	W-35B-03	9/16/21		Field Specific Conductance		315.3		umhos/cm	
OU4	W-35B-03	9/16/21		Field Temperature		21.6		Degrees C	
OU4	W-35B-03	11/15/21		1,1-Dichloroethane	<	0.5		ug/L	
OU4	W-35B-03	11/15/21		1,1-Dichloroethene	<	0.5		ug/L	
OU4	W-35B-03	11/15/21		1,1,1-Trichloroethane	<	0.5		ug/L	
OU4	W-35B-03	11/15/21		1,1,2-Trichloroethane	<	0.5		ug/L	
OU4	W-35B-03	11/15/21		1,1,2,2-Tetrachloroethane	<	0.5		ug/L	
OU4	W-35B-03	11/15/21		1,2-Dichlorobenzene	<	0.5		ug/L	
OU4	W-35B-03	11/15/21		1,2-Dichloroethane	<	0.5		ug/L	
OU4	W-35B-03	11/15/21		1,2-Dichloroethene (total)	<	1		ug/L	
OU4	W-35B-03	11/15/21		1,2-Dichloropropane	<	0.5		ug/L	
OU4	W-35B-03	11/15/21		1,3-Dichlorobenzene	<	0.5		ug/L	
OU4	W-35B-03	11/15/21		1,4-Dichlorobenzene	<	0.5		ug/L	
OU4	W-35B-03	11/15/21		2-Chloroethylvinylether	<	10		ug/L	O
OU4	W-35B-03	11/15/21		Bromodichloromethane	<	0.5		ug/L	
OU4	W-35B-03	11/15/21		Bromoform	<	0.5		ug/L	
OU4	W-35B-03	11/15/21		Bromomethane	<	1		ug/L	
OU4	W-35B-03	11/15/21		Carbon tetrachloride	<	0.5		ug/L	
OU4	W-35B-03	11/15/21		Chlorobenzene	<	0.5		ug/L	
OU4	W-35B-03	11/15/21		Chloroethane	<	0.5		ug/L	
OU4	W-35B-03	11/15/21		Chloroform	<	0.5		ug/L	
OU4	W-35B-03	11/15/21		Chloromethane	<	0.5		ug/L	
OU4	W-35B-03	11/15/21		cis-1,2-Dichloroethene	<	0.5		ug/L	
OU4	W-35B-03	11/15/21		cis-1,3-Dichloropropene	<	0.5		ug/L	
OU4	W-35B-03	11/15/21		Dibromochloromethane	<	0.5		ug/L	
OU4	W-35B-03	11/15/21		Dichlorodifluoromethane	<	0.5		ug/L	
OU4	W-35B-03	11/15/21		Methylene chloride	<	1		ug/L	
OU4	W-35B-03	11/15/21		Tetrachloroethene	<	0.5		ug/L	
OU4	W-35B-03	11/15/21		trans-1,2-Dichloroethene	<	0.5		ug/L	
OU4	W-35B-03	11/15/21		trans-1,3-Dichloropropene	<	0.5		ug/L	
OU4	W-35B-03	11/15/21		Trichloroethene	<	0.5		ug/L	
OU4	W-35B-03	11/15/21		Trichlorofluoromethane	<	0.5		ug/L	
OU4	W-35B-03	11/15/21		Trichlorotrifluoroethane	<	0.5		ug/L	
OU4	W-35B-03	11/15/21		Vinyl chloride	<	0.5		ug/L	
OU4	W-35B-03	11/15/21		Field Oxidation Potential (Eh)		173		mVolts	
OU4	W-35B-03	11/15/21		Field pH		7.62		Units	
OU4	W-35B-03	11/15/21		Field Specific Conductance		1330.9		umhos/cm	
OU4	W-35B-03	11/15/21		Field Temperature		20.8		Degrees C	
OU4	W-35B-04	2/22/21		Nitrate (as NO3)		1.7		mg/L	
OU4	W-35B-04	2/22/21		Perchlorate	<	4		ug/L	
OU4	W-35B-04	2/22/21		1,1-Dichloroethane	<	0.5		ug/L	
OU4	W-35B-04	2/22/21		1,1-Dichloroethene	<	0.5		ug/L	
OU4	W-35B-04	2/22/21		1,1,1-Trichloroethane	<	0.5		ug/L	
OU4	W-35B-04	2/22/21		1,1,2-Trichloroethane	<	0.5		ug/L	
OU4	W-35B-04	2/22/21		1,1,2,2-Tetrachloroethane	<	0.5		ug/L	
OU4	W-35B-04	2/22/21		1,2-Dichlorobenzene	<	0.5		ug/L	
OU4	W-35B-04	2/22/21		1,2-Dichloroethane	<	0.5		ug/L	
OU4	W-35B-04	2/22/21		1,2-Dichloroethene (total)	<	1		ug/L	
OU4	W-35B-04	2/22/21		1,2-Dichloropropane	<	0.5		ug/L	
OU4	W-35B-04	2/22/21		1,3-Dichlorobenzene	<	0.5		ug/L	
OU4	W-35B-04	2/22/21		1,4-Dichlorobenzene	<	0.5		ug/L	
OU4	W-35B-04	2/22/21		2-Chloroethylvinylether	<	10		ug/L	
OU4	W-35B-04	2/22/21		Bromodichloromethane	<	0.5		ug/L	
OU4	W-35B-04	2/22/21		Bromoform	<	0.5		ug/L	
OU4	W-35B-04	2/22/21		Bromomethane	<	1		ug/L	
OU4	W-35B-04	2/22/21		Carbon tetrachloride	<	0.5		ug/L	
OU4	W-35B-04	2/22/21		Chlorobenzene	<	0.5		ug/L	
OU4	W-35B-04	2/22/21		Chloroethane	<	0.5		ug/L	
OU4	W-35B-04	2/22/21		Chloroform	<	0.5		ug/L	
OU4	W-35B-04	2/22/21		Chloromethane	<	0.5		ug/L	
OU4	W-35B-04	2/22/21		cis-1,2-Dichloroethene	<	0.5		ug/L	
OU4	W-35B-04	2/22/21		cis-1,3-Dichloropropene	<	0.5		ug/L	
OU4	W-35B-04	2/22/21		Dibromochloromethane	<	0.5		ug/L	
OU4	W-35B-04	2/22/21		Dichlorodifluoromethane	<	0.5		ug/L	
OU4	W-35B-04	2/22/21		Methylene chloride	<	1		ug/L	

Attachment 1. Table 1. Groundwater analytical data, Site 300, 2021.

OU	Location	Date	Sample Type	Parameter	LOS Indicator	Result	Error	Units	QA Flag
OU4	W-35B-04	2/22/21		Tetrachloroethene	<	0.5		ug/L	
OU4	W-35B-04	2/22/21		trans-1,2-Dichloroethene	<	0.5		ug/L	
OU4	W-35B-04	2/22/21		trans-1,3-Dichloropropene	<	0.5		ug/L	
OU4	W-35B-04	2/22/21		Trichloroethene	<	0.5		ug/L	
OU4	W-35B-04	2/22/21		Trichlorofluoromethane	<	0.5		ug/L	
OU4	W-35B-04	2/22/21		Trichlorotrifluoroethane	<	0.5		ug/L	
OU4	W-35B-04	2/22/21		Vinyl chloride	<	0.5		ug/L	
OU4	W-35B-04	2/22/21		1,3-Dinitrobenzene	<	2		ug/L	
OU4	W-35B-04	2/22/21		1,3,5-Trinitrobenzene	<	2		ug/L	
OU4	W-35B-04	2/22/21		2-Amino-4,6-dinitrotoluene	<	2		ug/L	
OU4	W-35B-04	2/22/21		2-Nitrotoluene	<	2		ug/L	
OU4	W-35B-04	2/22/21		2,4-Dinitrotoluene	<	2		ug/L	
OU4	W-35B-04	2/22/21		2,6-Dinitrotoluene	<	2		ug/L	
OU4	W-35B-04	2/22/21		3-Nitrotoluene	<	2		ug/L	
OU4	W-35B-04	2/22/21		4-Amino-2,6-dinitrotoluene	<	2		ug/L	
OU4	W-35B-04	2/22/21		4-Nitrotoluene	<	2		ug/L	
OU4	W-35B-04	2/22/21		HMX	<	1		ug/L	
OU4	W-35B-04	2/22/21		Nitrobenzene	<	2		ug/L	
OU4	W-35B-04	2/22/21		RDX	<	1		ug/L	
OU4	W-35B-04	2/22/21		Tetryl	<	2		ug/L	
OU4	W-35B-04	2/22/21		TNT	<	2		ug/L	
OU4	W-35B-04	6/9/21		1,1-Dichloroethane	<	0.5		ug/L	
OU4	W-35B-04	6/9/21		1,1-Dichloroethene	<	0.5		ug/L	
OU4	W-35B-04	6/9/21		1,1,1-Trichloroethane	<	0.5		ug/L	
OU4	W-35B-04	6/9/21		1,1,2-Trichloroethane	<	0.5		ug/L	
OU4	W-35B-04	6/9/21		1,1,2,2-Tetrachloroethane	<	0.5		ug/L	
OU4	W-35B-04	6/9/21		1,2-Dichlorobenzene	<	0.5		ug/L	
OU4	W-35B-04	6/9/21		1,2-Dichloroethane	<	0.5		ug/L	
OU4	W-35B-04	6/9/21		1,2-Dichloroethene (total)	<	1		ug/L	
OU4	W-35B-04	6/9/21		1,2-Dichloropropane	<	0.5		ug/L	
OU4	W-35B-04	6/9/21		1,3-Dichlorobenzene	<	0.5		ug/L	
OU4	W-35B-04	6/9/21		1,4-Dichlorobenzene	<	0.5		ug/L	
OU4	W-35B-04	6/9/21		2-Chloroethylvinylether	<	10		ug/L	
OU4	W-35B-04	6/9/21		Bromodichloromethane	<	0.5		ug/L	
OU4	W-35B-04	6/9/21		Bromoform	<	0.5		ug/L	
OU4	W-35B-04	6/9/21		Bromomethane	<	1		ug/L	
OU4	W-35B-04	6/9/21		Carbon tetrachloride	<	0.5		ug/L	
OU4	W-35B-04	6/9/21		Chlorobenzene	<	0.5		ug/L	
OU4	W-35B-04	6/9/21		Chloroethane	<	0.5		ug/L	
OU4	W-35B-04	6/9/21		Chloroform	<	0.5		ug/L	
OU4	W-35B-04	6/9/21		Chloromethane	<	0.5		ug/L	
OU4	W-35B-04	6/9/21		cis-1,2-Dichloroethene	<	0.5		ug/L	
OU4	W-35B-04	6/9/21		cis-1,3-Dichloropropene	<	0.5		ug/L	
OU4	W-35B-04	6/9/21		Dibromochloromethane	<	0.5		ug/L	
OU4	W-35B-04	6/9/21		Dichlorodifluoromethane	<	0.5		ug/L	
OU4	W-35B-04	6/9/21		Methylene chloride	<	1		ug/L	
OU4	W-35B-04	6/9/21		Tetrachloroethene	<	0.5		ug/L	
OU4	W-35B-04	6/9/21		trans-1,2-Dichloroethene	<	0.5		ug/L	
OU4	W-35B-04	6/9/21		trans-1,3-Dichloropropene	<	0.5		ug/L	
OU4	W-35B-04	6/9/21		Trichloroethene	<	0.5		ug/L	
OU4	W-35B-04	6/9/21		Trichlorofluoromethane	<	0.5		ug/L	
OU4	W-35B-04	6/9/21		Trichlorotrifluoroethane	<	0.5		ug/L	
OU4	W-35B-04	6/9/21		Vinyl chloride	<	0.5		ug/L	
OU4	W-35B-04	6/9/21		Field Oxidation Potential (Eh)		203		mVolts	
OU4	W-35B-04	6/9/21		Field pH		8.1		Units	
OU4	W-35B-04	6/9/21		Field Specific Conductance		136		umhos/cm	
OU4	W-35B-04	6/9/21		Field Temperature		19.5		Degrees C	
OU4	W-35B-04	9/16/21		Nitrate (as NO3)		0.95		mg/L	
OU4	W-35B-04	9/16/21		Perchlorate	<	2		ug/L	
OU4	W-35B-04	9/16/21		1,1-Dichloroethane	<	0.5		ug/L	
OU4	W-35B-04	9/16/21		1,1-Dichloroethene	<	0.5		ug/L	
OU4	W-35B-04	9/16/21		1,1,1-Trichloroethane	<	0.5		ug/L	
OU4	W-35B-04	9/16/21		1,1,2-Trichloroethane	<	0.5		ug/L	
OU4	W-35B-04	9/16/21		1,1,2,2-Tetrachloroethane	<	0.5		ug/L	LO
OU4	W-35B-04	9/16/21		1,2-Dichlorobenzene	<	0.5		ug/L	
OU4	W-35B-04	9/16/21		1,2-Dichloroethane	<	0.5		ug/L	

Attachment 1. Table 1. Groundwater analytical data, Site 300, 2021.

OU	Location	Date	Sample Type	Parameter	LOS Indicator	Result	Error	Units	QA Flag
OU4	W-35B-04	9/16/21		1,2-Dichloroethene (total)	<	1		ug/L	
OU4	W-35B-04	9/16/21		1,2-Dichloropropane	<	0.5		ug/L	
OU4	W-35B-04	9/16/21		1,3-Dichlorobenzene	<	0.5		ug/L	
OU4	W-35B-04	9/16/21		1,4-Dichlorobenzene	<	0.5		ug/L	
OU4	W-35B-04	9/16/21		2-Chloroethylvinylether	<	10		ug/L	
OU4	W-35B-04	9/16/21		Bromodichloromethane	<	0.5		ug/L	
OU4	W-35B-04	9/16/21		Bromoform	<	0.5		ug/L	
OU4	W-35B-04	9/16/21		Bromomethane	<	1		ug/L	
OU4	W-35B-04	9/16/21		Carbon tetrachloride	<	0.5		ug/L	
OU4	W-35B-04	9/16/21		Chlorobenzene	<	0.5		ug/L	
OU4	W-35B-04	9/16/21		Chloroethane	<	0.5		ug/L	
OU4	W-35B-04	9/16/21		Chloroform	<	0.5		ug/L	
OU4	W-35B-04	9/16/21		Chloromethane	<	0.5		ug/L	
OU4	W-35B-04	9/16/21		cis-1,2-Dichloroethene	<	0.5		ug/L	
OU4	W-35B-04	9/16/21		cis-1,3-Dichloropropene	<	0.5		ug/L	
OU4	W-35B-04	9/16/21		Dibromochloromethane	<	0.5		ug/L	
OU4	W-35B-04	9/16/21		Dichlorodifluoromethane	<	0.5		ug/L	
OU4	W-35B-04	9/16/21		Methylene chloride	<	1		ug/L	
OU4	W-35B-04	9/16/21		Tetrachloroethene	<	0.5		ug/L	
OU4	W-35B-04	9/16/21		trans-1,2-Dichloroethene	<	0.5		ug/L	
OU4	W-35B-04	9/16/21		trans-1,3-Dichloropropene	<	0.5		ug/L	
OU4	W-35B-04	9/16/21		Trichloroethene	<	0.5		ug/L	L
OU4	W-35B-04	9/16/21		Trichlorofluoromethane	<	0.5		ug/L	
OU4	W-35B-04	9/16/21		Trichlorotrifluoroethane	<	0.5		ug/L	
OU4	W-35B-04	9/16/21		Vinyl chloride	<	0.5		ug/L	
OU4	W-35B-04	9/16/21		1,3-Dinitrobenzene	<	2		ug/L	
OU4	W-35B-04	9/16/21		1,3,5-Trinitrobenzene	<	2		ug/L	
OU4	W-35B-04	9/16/21		2-Amino-4,6-dinitrotoluene	<	2		ug/L	
OU4	W-35B-04	9/16/21		2-Nitrotoluene	<	2		ug/L	
OU4	W-35B-04	9/16/21		2,4-Dinitrotoluene	<	2		ug/L	
OU4	W-35B-04	9/16/21		2,6-Dinitrotoluene	<	2		ug/L	
OU4	W-35B-04	9/16/21		3-Nitrotoluene	<	2		ug/L	
OU4	W-35B-04	9/16/21		4-Amino-2,6-dinitrotoluene	<	2		ug/L	
OU4	W-35B-04	9/16/21		4-Nitrotoluene	<	2		ug/L	
OU4	W-35B-04	9/16/21		HMX	<	1		ug/L	
OU4	W-35B-04	9/16/21		Nitrobenzene	<	2		ug/L	
OU4	W-35B-04	9/16/21		RDX	<	1		ug/L	
OU4	W-35B-04	9/16/21		TNT	<	2		ug/L	
OU4	W-35B-04	9/16/21		Field Oxidation Potential (Eh)		27		mVolts	
OU4	W-35B-04	9/16/21		Field pH		8.37		Units	
OU4	W-35B-04	9/16/21		Field Specific Conductance		1231		umhos/cm	
OU4	W-35B-04	9/16/21		Field Temperature		23.5		Degrees C	
OU4	W-35B-04	11/15/21		1,1-Dichloroethane	<	0.5		ug/L	
OU4	W-35B-04	11/15/21		1,1-Dichloroethene	<	0.5		ug/L	
OU4	W-35B-04	11/15/21		1,1,1-Trichloroethane	<	0.5		ug/L	
OU4	W-35B-04	11/15/21		1,1,2-Trichloroethane	<	0.5		ug/L	
OU4	W-35B-04	11/15/21		1,1,2,2-Tetrachloroethane	<	0.5		ug/L	
OU4	W-35B-04	11/15/21		1,2-Dichlorobenzene	<	0.5		ug/L	
OU4	W-35B-04	11/15/21		1,2-Dichloroethane	<	0.5		ug/L	
OU4	W-35B-04	11/15/21		1,2-Dichloroethene (total)	<	1		ug/L	
OU4	W-35B-04	11/15/21		1,2-Dichloropropane	<	0.5		ug/L	
OU4	W-35B-04	11/15/21		1,3-Dichlorobenzene	<	0.5		ug/L	
OU4	W-35B-04	11/15/21		1,4-Dichlorobenzene	<	0.5		ug/L	
OU4	W-35B-04	11/15/21		2-Chloroethylvinylether	<	10		ug/L	O
OU4	W-35B-04	11/15/21		Bromodichloromethane	<	0.5		ug/L	
OU4	W-35B-04	11/15/21		Bromoform	<	0.5		ug/L	
OU4	W-35B-04	11/15/21		Bromomethane	<	1		ug/L	
OU4	W-35B-04	11/15/21		Carbon tetrachloride	<	0.5		ug/L	
OU4	W-35B-04	11/15/21		Chlorobenzene	<	0.5		ug/L	
OU4	W-35B-04	11/15/21		Chloroethane	<	0.5		ug/L	
OU4	W-35B-04	11/15/21		Chloroform	<	0.5		ug/L	
OU4	W-35B-04	11/15/21		Chloromethane	<	0.5		ug/L	
OU4	W-35B-04	11/15/21		cis-1,2-Dichloroethene	<	0.5		ug/L	
OU4	W-35B-04	11/15/21		cis-1,3-Dichloropropene	<	0.5		ug/L	
OU4	W-35B-04	11/15/21		Dibromochloromethane	<	0.5		ug/L	
OU4	W-35B-04	11/15/21		Dichlorodifluoromethane	<	0.5		ug/L	

Attachment 1. Table 1. Groundwater analytical data, Site 300, 2021.

OU	Location	Date	Sample Type	Parameter	LOS Indicator	Result	Error	Units	QA Flag
OU4	W-35B-04	11/15/21		Methylene chloride	<	1		ug/L	
OU4	W-35B-04	11/15/21		Tetrachloroethene	<	0.5		ug/L	
OU4	W-35B-04	11/15/21		trans-1,2-Dichloroethene	<	0.5		ug/L	
OU4	W-35B-04	11/15/21		trans-1,3-Dichloropropene	<	0.5		ug/L	
OU4	W-35B-04	11/15/21		Trichloroethene	<	0.5		ug/L	
OU4	W-35B-04	11/15/21		Trichlorofluoromethane	<	0.5		ug/L	
OU4	W-35B-04	11/15/21		Trichlorotrifluoroethane	<	0.5		ug/L	
OU4	W-35B-04	11/15/21		Vinyl chloride	<	0.5		ug/L	
OU4	W-35B-04	11/15/21		Field Oxidation Potential (Eh)		-86		mVolts	
OU4	W-35B-04	11/15/21		Field pH		8.38		Units	
OU4	W-35B-04	11/15/21		Field Specific Conductance		1232		umhos/cm	
OU4	W-35B-04	11/15/21		Field Temperature		22.1		Degrees C	
OU4	W-35B-05	2/22/21		Nitrate (as NO3)		0.78		mg/L	
OU4	W-35B-05	2/22/21		Perchlorate	<	4		ug/L	
OU4	W-35B-05	2/22/21		1,1-Dichloroethane	<	0.5		ug/L	
OU4	W-35B-05	2/22/21		1,1-Dichloroethene	<	0.5		ug/L	
OU4	W-35B-05	2/22/21		1,1,1-Trichloroethane	<	0.5		ug/L	
OU4	W-35B-05	2/22/21		1,1,2-Trichloroethane	<	0.5		ug/L	
OU4	W-35B-05	2/22/21		1,1,2,2-Tetrachloroethane	<	0.5		ug/L	
OU4	W-35B-05	2/22/21		1,2-Dichlorobenzene	<	0.5		ug/L	
OU4	W-35B-05	2/22/21		1,2-Dichloroethane	<	0.5		ug/L	
OU4	W-35B-05	2/22/21		1,2-Dichloroethene (total)	<	1		ug/L	
OU4	W-35B-05	2/22/21		1,2-Dichloropropane	<	0.5		ug/L	
OU4	W-35B-05	2/22/21		1,3-Dichlorobenzene	<	0.5		ug/L	
OU4	W-35B-05	2/22/21		1,4-Dichlorobenzene	<	0.5		ug/L	
OU4	W-35B-05	2/22/21		2-Chloroethylvinylether	<	10		ug/L	
OU4	W-35B-05	2/22/21		Bromodichloromethane	<	0.5		ug/L	
OU4	W-35B-05	2/22/21		Bromoform	<	0.5		ug/L	
OU4	W-35B-05	2/22/21		Bromomethane	<	1		ug/L	
OU4	W-35B-05	2/22/21		Carbon tetrachloride	<	0.5		ug/L	
OU4	W-35B-05	2/22/21		Chlorobenzene	<	0.5		ug/L	
OU4	W-35B-05	2/22/21		Chloroethane	<	0.5		ug/L	
OU4	W-35B-05	2/22/21		Chloroform	<	0.5		ug/L	
OU4	W-35B-05	2/22/21		Chloromethane	<	0.5		ug/L	
OU4	W-35B-05	2/22/21		cis-1,2-Dichloroethene	<	0.5		ug/L	
OU4	W-35B-05	2/22/21		cis-1,3-Dichloropropene	<	0.5		ug/L	
OU4	W-35B-05	2/22/21		Dibromochloromethane	<	0.5		ug/L	
OU4	W-35B-05	2/22/21		Dichlorodifluoromethane	<	0.5		ug/L	
OU4	W-35B-05	2/22/21		Methylene chloride	<	1		ug/L	
OU4	W-35B-05	2/22/21		Tetrachloroethene	<	0.5		ug/L	
OU4	W-35B-05	2/22/21		trans-1,2-Dichloroethene	<	0.5		ug/L	
OU4	W-35B-05	2/22/21		trans-1,3-Dichloropropene	<	0.5		ug/L	
OU4	W-35B-05	2/22/21		Trichloroethene	<	0.5		ug/L	
OU4	W-35B-05	2/22/21		Trichlorofluoromethane	<	0.5		ug/L	
OU4	W-35B-05	2/22/21		Trichlorotrifluoroethane	<	0.5		ug/L	
OU4	W-35B-05	2/22/21		Vinyl chloride	<	0.5		ug/L	
OU4	W-35B-05	2/22/21		1,3-Dinitrobenzene	<	2		ug/L	D
OU4	W-35B-05	2/22/21		1,3,5-Trinitrobenzene	<	2		ug/L	D
OU4	W-35B-05	2/22/21		2-Amino-4,6-dinitrotoluene	<	2		ug/L	D
OU4	W-35B-05	2/22/21		2-Nitrotoluene	<	2		ug/L	D
OU4	W-35B-05	2/22/21		2,4-Dinitrotoluene	<	2		ug/L	D
OU4	W-35B-05	2/22/21		2,6-Dinitrotoluene	<	2		ug/L	D
OU4	W-35B-05	2/22/21		3-Nitrotoluene	<	2		ug/L	D
OU4	W-35B-05	2/22/21		4-Amino-2,6-dinitrotoluene	<	2		ug/L	D
OU4	W-35B-05	2/22/21		4-Nitrotoluene	<	2		ug/L	D
OU4	W-35B-05	2/22/21		HMX	<	1		ug/L	D
OU4	W-35B-05	2/22/21		Nitrobenzene	<	2		ug/L	D
OU4	W-35B-05	2/22/21		RDX	<	1		ug/L	D
OU4	W-35B-05	2/22/21		Tetryl	<	2		ug/L	D
OU4	W-35B-05	2/22/21		TNT	<	2		ug/L	D
OU4	W-35B-05	6/9/21		1,1-Dichloroethane	<	0.5		ug/L	
OU4	W-35B-05	6/9/21		1,1-Dichloroethene	<	0.5		ug/L	
OU4	W-35B-05	6/9/21		1,1,1-Trichloroethane	<	0.5		ug/L	
OU4	W-35B-05	6/9/21		1,1,2-Trichloroethane	<	0.5		ug/L	
OU4	W-35B-05	6/9/21		1,1,2,2-Tetrachloroethane	<	0.5		ug/L	
OU4	W-35B-05	6/9/21		1,2-Dichlorobenzene	<	0.5		ug/L	

Attachment 1. Table 1. Groundwater analytical data, Site 300, 2021.

OU	Location	Date	Sample Type	Parameter	LOS Indicator	Result	Error	Units	QA Flag
OU4	W-35B-05	6/9/21		1,2-Dichloroethane	<	0.5		ug/L	
OU4	W-35B-05	6/9/21		1,2-Dichloroethene (total)	<	1		ug/L	
OU4	W-35B-05	6/9/21		1,2-Dichloropropane	<	0.5		ug/L	
OU4	W-35B-05	6/9/21		1,3-Dichlorobenzene	<	0.5		ug/L	
OU4	W-35B-05	6/9/21		1,4-Dichlorobenzene	<	0.5		ug/L	
OU4	W-35B-05	6/9/21		2-Chloroethylvinylether	<	10		ug/L	
OU4	W-35B-05	6/9/21		Bromodichloromethane	<	0.5		ug/L	
OU4	W-35B-05	6/9/21		Bromoform	<	0.5		ug/L	
OU4	W-35B-05	6/9/21		Bromomethane	<	1		ug/L	
OU4	W-35B-05	6/9/21		Carbon tetrachloride	<	0.5		ug/L	
OU4	W-35B-05	6/9/21		Chlorobenzene	<	0.5		ug/L	
OU4	W-35B-05	6/9/21		Chloroethane	<	0.5		ug/L	
OU4	W-35B-05	6/9/21		Chloroform	<	0.5		ug/L	
OU4	W-35B-05	6/9/21		Chloromethane	<	0.5		ug/L	
OU4	W-35B-05	6/9/21		cis-1,2-Dichloroethene	<	0.5		ug/L	
OU4	W-35B-05	6/9/21		cis-1,3-Dichloropropene	<	0.5		ug/L	
OU4	W-35B-05	6/9/21		Dibromochloromethane	<	0.5		ug/L	
OU4	W-35B-05	6/9/21		Dichlorodifluoromethane	<	0.5		ug/L	
OU4	W-35B-05	6/9/21		Methylene chloride	<	1		ug/L	
OU4	W-35B-05	6/9/21		Tetrachloroethene	<	0.5		ug/L	
OU4	W-35B-05	6/9/21		trans-1,2-Dichloroethene	<	0.5		ug/L	
OU4	W-35B-05	6/9/21		trans-1,3-Dichloropropene	<	0.5		ug/L	
OU4	W-35B-05	6/9/21		Trichloroethene	<	0.5		ug/L	
OU4	W-35B-05	6/9/21		Trichlorofluoromethane	<	0.5		ug/L	
OU4	W-35B-05	6/9/21		Trichlorotrifluoroethane	<	0.5		ug/L	
OU4	W-35B-05	6/9/21		Vinyl chloride	<	0.5		ug/L	
OU4	W-35B-05	6/9/21		Field Oxidation Potential (Eh)		227		mVolts	
OU4	W-35B-05	6/9/21		Field pH		8.2		Units	
OU4	W-35B-05	6/9/21		Field Specific Conductance		128.2		umhos/cm	
OU4	W-35B-05	6/9/21		Field Temperature		19.3		Degrees C	
OU4	W-35B-05	6/23/21		1,1-Dichloroethane	<	0.5		ug/L	
OU4	W-35B-05	6/23/21		1,1-Dichloroethene	<	0.5		ug/L	
OU4	W-35B-05	6/23/21		1,1,1-Trichloroethane	<	0.5		ug/L	
OU4	W-35B-05	6/23/21		1,1,2-Trichloroethane	<	0.5		ug/L	
OU4	W-35B-05	6/23/21		1,1,2,2-Tetrachloroethane	<	0.5		ug/L	
OU4	W-35B-05	6/23/21		1,2-Dichlorobenzene	<	0.5		ug/L	
OU4	W-35B-05	6/23/21		1,2-Dichloroethane	<	0.5		ug/L	
OU4	W-35B-05	6/23/21		1,2-Dichloroethene (total)	<	1		ug/L	
OU4	W-35B-05	6/23/21		1,2-Dichloropropane	<	0.5		ug/L	
OU4	W-35B-05	6/23/21		1,3-Dichlorobenzene	<	0.5		ug/L	
OU4	W-35B-05	6/23/21		1,4-Dichlorobenzene	<	0.5		ug/L	
OU4	W-35B-05	6/23/21		2-Chloroethylvinylether	<	10		ug/L	
OU4	W-35B-05	6/23/21		Bromodichloromethane	<	0.5		ug/L	
OU4	W-35B-05	6/23/21		Bromoform	<	0.5		ug/L	
OU4	W-35B-05	6/23/21		Bromomethane	<	1		ug/L	
OU4	W-35B-05	6/23/21		Carbon tetrachloride	<	0.5		ug/L	
OU4	W-35B-05	6/23/21		Chlorobenzene	<	0.5		ug/L	
OU4	W-35B-05	6/23/21		Chloroethane	<	0.5		ug/L	
OU4	W-35B-05	6/23/21		Chloroform	<	0.5		ug/L	
OU4	W-35B-05	6/23/21		Chloromethane	<	0.5		ug/L	
OU4	W-35B-05	6/23/21		cis-1,2-Dichloroethene	<	0.5		ug/L	
OU4	W-35B-05	6/23/21		cis-1,3-Dichloropropene	<	0.5		ug/L	
OU4	W-35B-05	6/23/21		Dibromochloromethane	<	0.5		ug/L	
OU4	W-35B-05	6/23/21		Dichlorodifluoromethane	<	0.5		ug/L	
OU4	W-35B-05	6/23/21		Methylene chloride	<	1		ug/L	
OU4	W-35B-05	6/23/21		Tetrachloroethene	<	0.5		ug/L	
OU4	W-35B-05	6/23/21		trans-1,2-Dichloroethene	<	0.5		ug/L	
OU4	W-35B-05	6/23/21		trans-1,3-Dichloropropene	<	0.5		ug/L	
OU4	W-35B-05	6/23/21		Trichloroethene	<	0.5		ug/L	
OU4	W-35B-05	6/23/21		Trichlorofluoromethane	<	0.5		ug/L	
OU4	W-35B-05	6/23/21		Trichlorotrifluoroethane	<	0.5		ug/L	
OU4	W-35B-05	6/23/21		Vinyl chloride	<	0.5		ug/L	
OU4	W-35B-05	6/23/21		Field Oxidation Potential (Eh)		82		mVolts	
OU4	W-35B-05	6/23/21		Field pH		8.5		Units	
OU4	W-35B-05	6/23/21		Field Specific Conductance		1246		umhos/cm	
OU4	W-35B-05	6/23/21		Field Temperature		24.7		Degrees C	

Attachment 1. Table 1. Groundwater analytical data, Site 300, 2021.

OU	Location	Date	Sample Type	Parameter	LOS Indicator	Result	Error	Units	QA Flag
OU4	W-35B-05	9/16/21		Nitrate (as NO3)		1.1		mg/L	
OU4	W-35B-05	9/16/21		Perchlorate	<	2		ug/L	
OU4	W-35B-05	9/16/21		1,1-Dichloroethane	<	0.5		ug/L	
OU4	W-35B-05	9/16/21		1,1-Dichloroethene	<	0.5		ug/L	
OU4	W-35B-05	9/16/21		1,1,1-Trichloroethane	<	0.5		ug/L	
OU4	W-35B-05	9/16/21		1,1,2-Trichloroethane	<	0.5		ug/L	
OU4	W-35B-05	9/16/21		1,1,2,2-Tetrachloroethane	<	0.5		ug/L	LO
OU4	W-35B-05	9/16/21		1,2-Dichlorobenzene	<	0.5		ug/L	
OU4	W-35B-05	9/16/21		1,2-Dichloroethane	<	0.5		ug/L	
OU4	W-35B-05	9/16/21		1,2-Dichloroethene (total)	<	1		ug/L	
OU4	W-35B-05	9/16/21		1,2-Dichloropropane	<	0.5		ug/L	
OU4	W-35B-05	9/16/21		1,3-Dichlorobenzene	<	0.5		ug/L	
OU4	W-35B-05	9/16/21		1,4-Dichlorobenzene	<	0.5		ug/L	
OU4	W-35B-05	9/16/21		2-Chloroethylvinylether	<	10		ug/L	
OU4	W-35B-05	9/16/21		Bromodichloromethane	<	0.5		ug/L	
OU4	W-35B-05	9/16/21		Bromoform	<	0.5		ug/L	
OU4	W-35B-05	9/16/21		Bromomethane	<	1		ug/L	
OU4	W-35B-05	9/16/21		Carbon tetrachloride	<	0.5		ug/L	
OU4	W-35B-05	9/16/21		Chlorobenzene	<	0.5		ug/L	
OU4	W-35B-05	9/16/21		Chloroethane	<	0.5		ug/L	
OU4	W-35B-05	9/16/21		Chloroform	<	0.5		ug/L	
OU4	W-35B-05	9/16/21		Chloromethane	<	0.5		ug/L	
OU4	W-35B-05	9/16/21		cis-1,2-Dichloroethene	<	0.5		ug/L	
OU4	W-35B-05	9/16/21		cis-1,3-Dichloropropene	<	0.5		ug/L	
OU4	W-35B-05	9/16/21		Dibromochloromethane	<	0.5		ug/L	
OU4	W-35B-05	9/16/21		Dichlorodifluoromethane	<	0.5		ug/L	
OU4	W-35B-05	9/16/21		Methylene chloride	<	1		ug/L	
OU4	W-35B-05	9/16/21		Tetrachloroethene	<	0.5		ug/L	
OU4	W-35B-05	9/16/21		trans-1,2-Dichloroethene	<	0.5		ug/L	
OU4	W-35B-05	9/16/21		trans-1,3-Dichloropropene	<	0.5		ug/L	
OU4	W-35B-05	9/16/21		Trichloroethene	<	0.5		ug/L	L
OU4	W-35B-05	9/16/21		Trichlorofluoromethane	<	0.5		ug/L	
OU4	W-35B-05	9/16/21		Trichlorotrifluoroethane	<	0.5		ug/L	
OU4	W-35B-05	9/16/21		Vinyl chloride	<	0.5		ug/L	
OU4	W-35B-05	9/16/21		1,3-Dinitrobenzene	<	2.3		ug/L	D
OU4	W-35B-05	9/16/21		1,3,5-Trinitrobenzene	<	2.3		ug/L	D
OU4	W-35B-05	9/16/21		2-Amino-4,6-dinitrotoluene	<	2.3		ug/L	D
OU4	W-35B-05	9/16/21		2-Nitrotoluene	<	2.3		ug/L	D
OU4	W-35B-05	9/16/21		2,4-Dinitrotoluene	<	2.3		ug/L	D
OU4	W-35B-05	9/16/21		2,6-Dinitrotoluene	<	2.3		ug/L	D
OU4	W-35B-05	9/16/21		3-Nitrotoluene	<	2.3		ug/L	D
OU4	W-35B-05	9/16/21		4-Amino-2,6-dinitrotoluene	<	2.3		ug/L	D
OU4	W-35B-05	9/16/21		4-Nitrotoluene	<	2.3		ug/L	D
OU4	W-35B-05	9/16/21		HMX	<	1.1		ug/L	D
OU4	W-35B-05	9/16/21		Nitrobenzene	<	2.3		ug/L	D
OU4	W-35B-05	9/16/21		RDX	<	1.1		ug/L	D
OU4	W-35B-05	9/16/21		TNT	<	2.3		ug/L	D
OU4	W-35B-05	9/16/21		Field Oxidation Potential (Eh)		67		mVolts	
OU4	W-35B-05	9/16/21		Field pH		8.52		Units	
OU4	W-35B-05	9/16/21		Field Specific Conductance		1251		umhos/cm	
OU4	W-35B-05	9/16/21		Field Temperature		26.6		Degrees C	
OU4	W-35B-05	11/15/21		1,1-Dichloroethane	<	0.5		ug/L	
OU4	W-35B-05	11/15/21		1,1-Dichloroethene	<	0.5		ug/L	
OU4	W-35B-05	11/15/21		1,1,1-Trichloroethane	<	0.5		ug/L	
OU4	W-35B-05	11/15/21		1,1,2-Trichloroethane	<	0.5		ug/L	
OU4	W-35B-05	11/15/21		1,1,2,2-Tetrachloroethane	<	0.5		ug/L	
OU4	W-35B-05	11/15/21		1,2-Dichlorobenzene	<	0.5		ug/L	
OU4	W-35B-05	11/15/21		1,2-Dichloroethane	<	0.5		ug/L	
OU4	W-35B-05	11/15/21		1,2-Dichloroethene (total)	<	1		ug/L	
OU4	W-35B-05	11/15/21		1,2-Dichloropropane	<	0.5		ug/L	
OU4	W-35B-05	11/15/21		1,3-Dichlorobenzene	<	0.5		ug/L	
OU4	W-35B-05	11/15/21		1,4-Dichlorobenzene	<	0.5		ug/L	
OU4	W-35B-05	11/15/21		2-Chloroethylvinylether	<	10		ug/L	O
OU4	W-35B-05	11/15/21		Bromodichloromethane	<	0.5		ug/L	
OU4	W-35B-05	11/15/21		Bromoform	<	0.5		ug/L	
OU4	W-35B-05	11/15/21		Bromomethane	<	1		ug/L	

Attachment 1. Table 1. Groundwater analytical data, Site 300, 2021.

OU	Location	Date	Sample Type	Parameter	LOS Indicator	Result	Error	Units	QA Flag
OU4	W-35B-05	11/15/21		Carbon tetrachloride	<	0.5		ug/L	
OU4	W-35B-05	11/15/21		Chlorobenzene	<	0.5		ug/L	
OU4	W-35B-05	11/15/21		Chloroethane	<	0.5		ug/L	
OU4	W-35B-05	11/15/21		Chloroform	<	0.5		ug/L	
OU4	W-35B-05	11/15/21		Chloromethane	<	0.5		ug/L	
OU4	W-35B-05	11/15/21		cis-1,2-Dichloroethene	<	0.5		ug/L	
OU4	W-35B-05	11/15/21		cis-1,3-Dichloropropene	<	0.5		ug/L	
OU4	W-35B-05	11/15/21		Dibromochloromethane	<	0.5		ug/L	
OU4	W-35B-05	11/15/21		Dichlorodifluoromethane	<	0.5		ug/L	
OU4	W-35B-05	11/15/21		Methylene chloride	<	1		ug/L	
OU4	W-35B-05	11/15/21		Tetrachloroethene	<	0.5		ug/L	
OU4	W-35B-05	11/15/21		trans-1,2-Dichloroethene	<	0.5		ug/L	
OU4	W-35B-05	11/15/21		trans-1,3-Dichloropropene	<	0.5		ug/L	
OU4	W-35B-05	11/15/21		Trichloroethene	<	0.5		ug/L	
OU4	W-35B-05	11/15/21		Trichlorofluoromethane	<	0.5		ug/L	
OU4	W-35B-05	11/15/21		Trichlorotrifluoroethane	<	0.5		ug/L	
OU4	W-35B-05	11/15/21		Vinyl chloride	<	0.5		ug/L	
OU4	W-35B-05	11/15/21		Field Oxidation Potential (Eh)		78		mVolts	
OU4	W-35B-05	11/15/21		Field pH		8.59		Units	
OU4	W-35B-05	11/15/21		Field Specific Conductance		1199		umhos/cm	
OU4	W-35B-05	11/15/21		Field Temperature		22		Degrees C	
OU4	W-35C-01	3/4/21		Field Oxidation Potential (Eh)		197		mVolts	
OU4	W-35C-01	3/4/21		Field pH		7.36		Units	
OU4	W-35C-01	3/4/21		Field Specific Conductance		1836		umhos/cm	
OU4	W-35C-01	3/4/21		Field Temperature		16.6		Degrees C	
OU4	W-35C-01	3/25/21		1,1-Dichloroethane	<	0.5		ug/L	
OU4	W-35C-01	3/25/21		1,1-Dichloroethene	<	0.5		ug/L	
OU4	W-35C-01	3/25/21		1,1,1-Trichloroethane	<	0.5		ug/L	
OU4	W-35C-01	3/25/21		1,1,2-Trichloroethane	<	0.5		ug/L	
OU4	W-35C-01	3/25/21		1,1,2,2-Tetrachloroethane	<	0.5		ug/L	
OU4	W-35C-01	3/25/21		1,2-Dichlorobenzene	<	0.5		ug/L	
OU4	W-35C-01	3/25/21		1,2-Dichloroethane	<	0.5		ug/L	
OU4	W-35C-01	3/25/21		1,2-Dichloroethene (total)	<	1		ug/L	
OU4	W-35C-01	3/25/21		1,2-Dichloropropane	<	0.5		ug/L	
OU4	W-35C-01	3/25/21		1,3-Dichlorobenzene	<	0.5		ug/L	
OU4	W-35C-01	3/25/21		1,4-Dichlorobenzene	<	0.5		ug/L	
OU4	W-35C-01	3/25/21		2-Chloroethylvinylether	<	10		ug/L	
OU4	W-35C-01	3/25/21		Bromodichloromethane	<	0.5		ug/L	
OU4	W-35C-01	3/25/21		Bromoform	<	0.5		ug/L	
OU4	W-35C-01	3/25/21		Bromomethane	<	1		ug/L	
OU4	W-35C-01	3/25/21		Carbon tetrachloride	<	0.5		ug/L	
OU4	W-35C-01	3/25/21		Chlorobenzene	<	0.5		ug/L	
OU4	W-35C-01	3/25/21		Chloroethane	<	0.5		ug/L	
OU4	W-35C-01	3/25/21		Chloroform	<	0.5		ug/L	
OU4	W-35C-01	3/25/21		Chloromethane	<	0.5		ug/L	
OU4	W-35C-01	3/25/21		cis-1,2-Dichloroethene	<	0.5		ug/L	
OU4	W-35C-01	3/25/21		cis-1,3-Dichloropropene	<	0.5		ug/L	
OU4	W-35C-01	3/25/21		Dibromochloromethane	<	0.5		ug/L	
OU4	W-35C-01	3/25/21		Dichlorodifluoromethane	<	0.5		ug/L	
OU4	W-35C-01	3/25/21		Methylene chloride	<	1		ug/L	
OU4	W-35C-01	3/25/21		Tetrachloroethene	<	0.5		ug/L	
OU4	W-35C-01	3/25/21		trans-1,2-Dichloroethene	<	0.5		ug/L	
OU4	W-35C-01	3/25/21		trans-1,3-Dichloropropene	<	0.5		ug/L	
OU4	W-35C-01	3/25/21		Trichloroethene	<	0.5		ug/L	
OU4	W-35C-01	3/25/21		Trichlorofluoromethane	<	0.5		ug/L	
OU4	W-35C-01	3/25/21		Trichlorotrifluoroethane	<	0.5		ug/L	
OU4	W-35C-01	3/25/21		Vinyl chloride	<	0.5		ug/L	
OU4	W-35C-01	3/25/21		Field Oxidation Potential (Eh)		183		mVolts	
OU4	W-35C-01	3/25/21		Field pH		7.91		Units	
OU4	W-35C-01	3/25/21		Field Specific Conductance		1427		umhos/cm	
OU4	W-35C-01	3/25/21		Field Temperature		14.4		Degrees C	
OU4	W-35C-04	3/8/21		Nitrate (as NO3)	<	1		mg/L	D
OU4	W-35C-04	3/8/21		Perchlorate	<	4		ug/L	
OU4	W-35C-04	3/8/21		1,1-Dichloroethane	<	0.5		ug/L	
OU4	W-35C-04	3/8/21		1,1-Dichloroethene	<	0.5		ug/L	
OU4	W-35C-04	3/8/21		1,1,1-Trichloroethane	<	0.5		ug/L	

Attachment 1. Table 1. Groundwater analytical data, Site 300, 2021.

OU	Location	Date	Sample Type	Parameter	LOS Indicator	Result	Error	Units	QA Flag
OU4	W-35C-04	3/8/21		1,1,2-Trichloroethane	<	0.5		ug/L	
OU4	W-35C-04	3/8/21		1,1,2,2-Tetrachloroethane	<	0.5		ug/L	
OU4	W-35C-04	3/8/21		1,2-Dichlorobenzene	<	0.5		ug/L	
OU4	W-35C-04	3/8/21		1,2-Dichloroethane	<	0.5		ug/L	
OU4	W-35C-04	3/8/21		1,2-Dichloroethene (total)	<	1		ug/L	
OU4	W-35C-04	3/8/21		1,2-Dichloropropane	<	0.5		ug/L	
OU4	W-35C-04	3/8/21		1,3-Dichlorobenzene	<	0.5		ug/L	
OU4	W-35C-04	3/8/21		1,4-Dichlorobenzene	<	0.5		ug/L	
OU4	W-35C-04	3/8/21		2-Chloroethylvinylether	<	10		ug/L	
OU4	W-35C-04	3/8/21		Bromodichloromethane	<	0.5		ug/L	
OU4	W-35C-04	3/8/21		Bromoform	<	0.5		ug/L	
OU4	W-35C-04	3/8/21		Bromomethane	<	1		ug/L	
OU4	W-35C-04	3/8/21		Carbon tetrachloride	<	0.5		ug/L	
OU4	W-35C-04	3/8/21		Chlorobenzene	<	0.5		ug/L	
OU4	W-35C-04	3/8/21		Chloroethane	<	0.5		ug/L	
OU4	W-35C-04	3/8/21		Chloroform	<	0.5		ug/L	
OU4	W-35C-04	3/8/21		Chloromethane	<	0.5		ug/L	
OU4	W-35C-04	3/8/21		cis-1,2-Dichloroethene		0.59		ug/L	
OU4	W-35C-04	3/8/21		cis-1,3-Dichloropropene	<	0.5		ug/L	
OU4	W-35C-04	3/8/21		Dibromochloromethane	<	0.5		ug/L	
OU4	W-35C-04	3/8/21		Dichlorodifluoromethane	<	0.5		ug/L	
OU4	W-35C-04	3/8/21		Methylene chloride	<	1		ug/L	
OU4	W-35C-04	3/8/21		Tetrachloroethene	<	0.5		ug/L	
OU4	W-35C-04	3/8/21		trans-1,2-Dichloroethene	<	0.5		ug/L	
OU4	W-35C-04	3/8/21		trans-1,3-Dichloropropene	<	0.5		ug/L	
OU4	W-35C-04	3/8/21		Trichloroethene		10		ug/L	
OU4	W-35C-04	3/8/21		Trichlorofluoromethane	<	0.5		ug/L	
OU4	W-35C-04	3/8/21		Trichlorotrifluoroethane	<	0.5		ug/L	
OU4	W-35C-04	3/8/21		Vinyl chloride	<	0.5		ug/L	
OU4	W-35C-04	3/8/21		1,3-Dinitrobenzene	<	2		ug/L	
OU4	W-35C-04	3/8/21		1,3,5-Trinitrobenzene	<	2		ug/L	
OU4	W-35C-04	3/8/21		2-Amino-4,6-dinitrotoluene	<	2		ug/L	
OU4	W-35C-04	3/8/21		2-Nitrotoluene	<	2		ug/L	
OU4	W-35C-04	3/8/21		2,4-Dinitrotoluene	<	2		ug/L	
OU4	W-35C-04	3/8/21		2,6-Dinitrotoluene	<	2		ug/L	
OU4	W-35C-04	3/8/21		3-Nitrotoluene	<	2		ug/L	
OU4	W-35C-04	3/8/21		4-Amino-2,6-dinitrotoluene	<	2		ug/L	
OU4	W-35C-04	3/8/21		4-Nitrotoluene	<	2		ug/L	
OU4	W-35C-04	3/8/21		HMX	<	1		ug/L	
OU4	W-35C-04	3/8/21		Nitrobenzene	<	2		ug/L	
OU4	W-35C-04	3/8/21		RDX	<	1		ug/L	
OU4	W-35C-04	3/8/21		Tetryl	<	2		ug/L	
OU4	W-35C-04	3/8/21		TNT	<	2		ug/L	
OU4	W-35C-04	4/1/21		1,1-Dichloroethane	<	0.5		ug/L	
OU4	W-35C-04	4/1/21		1,1-Dichloroethene	<	0.5		ug/L	
OU4	W-35C-04	4/1/21		1,1,1-Trichloroethane	<	0.5		ug/L	
OU4	W-35C-04	4/1/21		1,1,2-Trichloroethane	<	0.5		ug/L	
OU4	W-35C-04	4/1/21		1,1,2,2-Tetrachloroethane	<	0.5		ug/L	
OU4	W-35C-04	4/1/21		1,2-Dichlorobenzene	<	0.5		ug/L	
OU4	W-35C-04	4/1/21		1,2-Dichloroethane	<	0.5		ug/L	
OU4	W-35C-04	4/1/21		1,2-Dichloroethene (total)	<	1		ug/L	
OU4	W-35C-04	4/1/21		1,2-Dichloropropane	<	0.5		ug/L	
OU4	W-35C-04	4/1/21		1,3-Dichlorobenzene	<	0.5		ug/L	
OU4	W-35C-04	4/1/21		1,4-Dichlorobenzene	<	0.5		ug/L	
OU4	W-35C-04	4/1/21		2-Chloroethylvinylether	<	10		ug/L	
OU4	W-35C-04	4/1/21		Bromodichloromethane	<	0.5		ug/L	
OU4	W-35C-04	4/1/21		Bromoform	<	0.5		ug/L	
OU4	W-35C-04	4/1/21		Bromomethane	<	1		ug/L	
OU4	W-35C-04	4/1/21		Carbon tetrachloride	<	0.5		ug/L	
OU4	W-35C-04	4/1/21		Chlorobenzene	<	0.5		ug/L	
OU4	W-35C-04	4/1/21		Chloroethane	<	0.5		ug/L	
OU4	W-35C-04	4/1/21		Chloroform	<	0.5		ug/L	
OU4	W-35C-04	4/1/21		Chloromethane	<	0.5		ug/L	
OU4	W-35C-04	4/1/21		cis-1,2-Dichloroethene	<	0.5		ug/L	
OU4	W-35C-04	4/1/21		cis-1,3-Dichloropropene	<	0.5		ug/L	
OU4	W-35C-04	4/1/21		Dibromochloromethane	<	0.5		ug/L	

Attachment 1. Table 1. Groundwater analytical data, Site 300, 2021.

OU	Location	Date	Sample Type	Parameter	LOS Indicator	Result	Error	Units	QA Flag
OU4	W-35C-04	4/1/21		Dichlorodifluoromethane	<	0.5		ug/L	
OU4	W-35C-04	4/1/21		Methylene chloride	<	1		ug/L	
OU4	W-35C-04	4/1/21		Tetrachloroethene	<	0.5		ug/L	
OU4	W-35C-04	4/1/21		trans-1,2-Dichloroethene	<	0.5		ug/L	
OU4	W-35C-04	4/1/21		trans-1,3-Dichloropropene	<	0.5		ug/L	
OU4	W-35C-04	4/1/21		Trichloroethene		15		ug/L	
OU4	W-35C-04	4/1/21		Trichlorofluoromethane	<	0.5		ug/L	
OU4	W-35C-04	4/1/21		Trichlorotrifluoroethane	<	0.5		ug/L	
OU4	W-35C-04	4/1/21		Vinyl chloride	<	0.5		ug/L	
OU4	W-35C-04	7/27/21		1,1-Dichloroethane	<	0.5		ug/L	
OU4	W-35C-04	7/27/21		1,1-Dichloroethene	<	0.5		ug/L	
OU4	W-35C-04	7/27/21		1,1,1-Trichloroethane	<	0.5		ug/L	
OU4	W-35C-04	7/27/21		1,1,2-Trichloroethane	<	0.5		ug/L	
OU4	W-35C-04	7/27/21		1,1,2,2-Tetrachloroethane	<	0.5		ug/L	
OU4	W-35C-04	7/27/21		1,2-Dichlorobenzene	<	0.5		ug/L	
OU4	W-35C-04	7/27/21		1,2-Dichloroethane	<	0.5		ug/L	
OU4	W-35C-04	7/27/21		1,2-Dichloroethene (total)	<	1		ug/L	
OU4	W-35C-04	7/27/21		1,2-Dichloropropane	<	0.5		ug/L	
OU4	W-35C-04	7/27/21		1,3-Dichlorobenzene	<	0.5		ug/L	
OU4	W-35C-04	7/27/21		1,4-Dichlorobenzene	<	0.5		ug/L	
OU4	W-35C-04	7/27/21		2-Chloroethylvinylether	<	10		ug/L	
OU4	W-35C-04	7/27/21		Bromodichloromethane	<	0.5		ug/L	
OU4	W-35C-04	7/27/21		Bromoform	<	0.5		ug/L	
OU4	W-35C-04	7/27/21		Bromomethane	<	1		ug/L	
OU4	W-35C-04	7/27/21		Carbon tetrachloride	<	0.5		ug/L	
OU4	W-35C-04	7/27/21		Chlorobenzene	<	0.5		ug/L	
OU4	W-35C-04	7/27/21		Chloroethane	<	0.5		ug/L	
OU4	W-35C-04	7/27/21		Chloroform	<	0.5		ug/L	
OU4	W-35C-04	7/27/21		Chloromethane	<	0.5		ug/L	
OU4	W-35C-04	7/27/21		cis-1,2-Dichloroethene	<	0.5		ug/L	
OU4	W-35C-04	7/27/21		cis-1,3-Dichloropropene	<	0.5		ug/L	
OU4	W-35C-04	7/27/21		Dibromochloromethane	<	0.5		ug/L	
OU4	W-35C-04	7/27/21		Dichlorodifluoromethane	<	0.5		ug/L	
OU4	W-35C-04	7/27/21		Methylene chloride	<	1		ug/L	
OU4	W-35C-04	7/27/21		Tetrachloroethene	<	0.5		ug/L	
OU4	W-35C-04	7/27/21		trans-1,2-Dichloroethene	<	0.5		ug/L	
OU4	W-35C-04	7/27/21		trans-1,3-Dichloropropene	<	0.5		ug/L	
OU4	W-35C-04	7/27/21		Trichloroethene		15		ug/L	
OU4	W-35C-04	7/27/21		Trichlorofluoromethane	<	0.5		ug/L	
OU4	W-35C-04	7/27/21		Trichlorotrifluoroethane	<	0.5		ug/L	
OU4	W-35C-04	7/27/21		Vinyl chloride	<	0.5		ug/L	
OU4	W-35C-04	11/1/21		1,1-Dichloroethane	<	0.5		ug/L	
OU4	W-35C-04	11/1/21		1,1-Dichloroethene	<	0.5		ug/L	
OU4	W-35C-04	11/1/21		1,1,1-Trichloroethane	<	0.5		ug/L	
OU4	W-35C-04	11/1/21		1,1,2-Trichloroethane	<	0.5		ug/L	
OU4	W-35C-04	11/1/21		1,1,2,2-Tetrachloroethane	<	0.5		ug/L	
OU4	W-35C-04	11/1/21		1,2-Dichlorobenzene	<	0.5		ug/L	
OU4	W-35C-04	11/1/21		1,2-Dichloroethane	<	0.5		ug/L	
OU4	W-35C-04	11/1/21		1,2-Dichloroethene (total)	<	1		ug/L	
OU4	W-35C-04	11/1/21		1,2-Dichloropropane	<	0.5		ug/L	
OU4	W-35C-04	11/1/21		1,3-Dichlorobenzene	<	0.5		ug/L	
OU4	W-35C-04	11/1/21		1,4-Dichlorobenzene	<	0.5		ug/L	
OU4	W-35C-04	11/1/21		2-Chloroethylvinylether	<	10		ug/L	
OU4	W-35C-04	11/1/21		Bromodichloromethane	<	0.5		ug/L	
OU4	W-35C-04	11/1/21		Bromoform	<	0.5		ug/L	
OU4	W-35C-04	11/1/21		Bromomethane	<	1		ug/L	
OU4	W-35C-04	11/1/21		Carbon tetrachloride	<	0.5		ug/L	
OU4	W-35C-04	11/1/21		Chlorobenzene	<	0.5		ug/L	
OU4	W-35C-04	11/1/21		Chloroethane	<	0.5		ug/L	
OU4	W-35C-04	11/1/21		Chloroform	<	0.5		ug/L	
OU4	W-35C-04	11/1/21		Chloromethane	<	0.5		ug/L	
OU4	W-35C-04	11/1/21		cis-1,2-Dichloroethene	<	0.5		ug/L	
OU4	W-35C-04	11/1/21		cis-1,3-Dichloropropene	<	0.5		ug/L	
OU4	W-35C-04	11/1/21		Dibromochloromethane	<	0.5		ug/L	
OU4	W-35C-04	11/1/21		Dichlorodifluoromethane	<	0.5		ug/L	
OU4	W-35C-04	11/1/21		Methylene chloride	<	1		ug/L	

Attachment 1. Table 1. Groundwater analytical data, Site 300, 2021.

OU	Location	Date	Sample Type	Parameter	LOS Indicator	Result	Error	Units	QA Flag
OU4	W-35C-04	11/1/21		Tetrachloroethene	<	0.5		ug/L	
OU4	W-35C-04	11/1/21		trans-1,2-Dichloroethene	<	0.5		ug/L	
OU4	W-35C-04	11/1/21		trans-1,3-Dichloropropene	<	0.5		ug/L	
OU4	W-35C-04	11/1/21		Trichloroethene		15		ug/L	
OU4	W-35C-04	11/1/21		Trichlorofluoromethane	<	0.5		ug/L	
OU4	W-35C-04	11/1/21		Trichlorotrifluoroethane	<	0.5		ug/L	
OU4	W-35C-04	11/1/21		Vinyl chloride	<	0.5		ug/L	
OU4	W-35C-05	2/22/21		Nitrate (as NO3)		12		mg/L	
OU4	W-35C-05	2/22/21		Perchlorate	<	4		ug/L	
OU4	W-35C-05	2/22/21		1,1-Dichloroethane	<	0.5		ug/L	
OU4	W-35C-05	2/22/21		1,1-Dichloroethene	<	0.5		ug/L	
OU4	W-35C-05	2/22/21		1,1,1-Trichloroethane	<	0.5		ug/L	
OU4	W-35C-05	2/22/21		1,1,2-Trichloroethane	<	0.5		ug/L	
OU4	W-35C-05	2/22/21		1,1,2,2-Tetrachloroethane	<	0.5		ug/L	
OU4	W-35C-05	2/22/21		1,2-Dichlorobenzene	<	0.5		ug/L	
OU4	W-35C-05	2/22/21		1,2-Dichloroethane	<	0.5		ug/L	
OU4	W-35C-05	2/22/21		1,2-Dichloroethene (total)	<	1		ug/L	
OU4	W-35C-05	2/22/21		1,2-Dichloropropane	<	0.5		ug/L	
OU4	W-35C-05	2/22/21		1,3-Dichlorobenzene	<	0.5		ug/L	
OU4	W-35C-05	2/22/21		1,4-Dichlorobenzene	<	0.5		ug/L	
OU4	W-35C-05	2/22/21		2-Chloroethylvinylether	<	10		ug/L	
OU4	W-35C-05	2/22/21		Bromodichloromethane	<	0.5		ug/L	
OU4	W-35C-05	2/22/21		Bromoform	<	0.5		ug/L	
OU4	W-35C-05	2/22/21		Bromomethane	<	1		ug/L	
OU4	W-35C-05	2/22/21		Carbon tetrachloride	<	0.5		ug/L	
OU4	W-35C-05	2/22/21		Chlorobenzene	<	0.5		ug/L	
OU4	W-35C-05	2/22/21		Chloroethane	<	0.5		ug/L	
OU4	W-35C-05	2/22/21		Chloroform	<	0.5		ug/L	
OU4	W-35C-05	2/22/21		Chloromethane	<	0.5		ug/L	
OU4	W-35C-05	2/22/21		cis-1,2-Dichloroethene	<	0.5		ug/L	
OU4	W-35C-05	2/22/21		cis-1,3-Dichloropropene	<	0.5		ug/L	
OU4	W-35C-05	2/22/21		Dibromochloromethane	<	0.5		ug/L	
OU4	W-35C-05	2/22/21		Dichlorodifluoromethane	<	0.5		ug/L	
OU4	W-35C-05	2/22/21		Methylene chloride	<	1		ug/L	
OU4	W-35C-05	2/22/21		Tetrachloroethene	<	0.5		ug/L	
OU4	W-35C-05	2/22/21		trans-1,2-Dichloroethene	<	0.5		ug/L	
OU4	W-35C-05	2/22/21		trans-1,3-Dichloropropene	<	0.5		ug/L	
OU4	W-35C-05	2/22/21		Trichloroethene	<	0.5		ug/L	
OU4	W-35C-05	2/22/21		Trichlorofluoromethane	<	0.5		ug/L	
OU4	W-35C-05	2/22/21		Trichlorotrifluoroethane	<	0.5		ug/L	
OU4	W-35C-05	2/22/21		Vinyl chloride	<	0.5		ug/L	
OU4	W-35C-05	2/22/21		1,3-Dinitrobenzene	<	2		ug/L	D
OU4	W-35C-05	2/22/21		1,3,5-Trinitrobenzene	<	2		ug/L	D
OU4	W-35C-05	2/22/21		2-Amino-4,6-dinitrotoluene	<	2		ug/L	D
OU4	W-35C-05	2/22/21		2-Nitrotoluene	<	2		ug/L	D
OU4	W-35C-05	2/22/21		2,4-Dinitrotoluene	<	2		ug/L	D
OU4	W-35C-05	2/22/21		2,6-Dinitrotoluene	<	2		ug/L	D
OU4	W-35C-05	2/22/21		3-Nitrotoluene	<	2		ug/L	D
OU4	W-35C-05	2/22/21		4-Amino-2,6-dinitrotoluene	<	2		ug/L	D
OU4	W-35C-05	2/22/21		4-Nitrotoluene	<	2		ug/L	D
OU4	W-35C-05	2/22/21		HMX	<	1		ug/L	D
OU4	W-35C-05	2/22/21		Nitrobenzene	<	2		ug/L	D
OU4	W-35C-05	2/22/21		RDX	<	1		ug/L	D
OU4	W-35C-05	2/22/21		Tetryl	<	2		ug/L	D
OU4	W-35C-05	2/22/21		TNT	<	2		ug/L	D
OU4	W-35C-05	8/31/21		1,1-Dichloroethane	<	0.5		ug/L	
OU4	W-35C-05	8/31/21		1,1-Dichloroethene	<	0.5		ug/L	
OU4	W-35C-05	8/31/21		1,1,1-Trichloroethane	<	0.5		ug/L	
OU4	W-35C-05	8/31/21		1,1,2-Trichloroethane	<	0.5		ug/L	
OU4	W-35C-05	8/31/21		1,1,2,2-Tetrachloroethane	<	0.5		ug/L	
OU4	W-35C-05	8/31/21		1,2-Dichlorobenzene	<	0.5		ug/L	
OU4	W-35C-05	8/31/21		1,2-Dichloroethane	<	0.5		ug/L	
OU4	W-35C-05	8/31/21		1,2-Dichloroethene (total)	<	1		ug/L	
OU4	W-35C-05	8/31/21		1,2-Dichloropropane	<	0.5		ug/L	
OU4	W-35C-05	8/31/21		1,3-Dichlorobenzene	<	0.5		ug/L	
OU4	W-35C-05	8/31/21		1,4-Dichlorobenzene	<	0.5		ug/L	

Attachment 1. Table 1. Groundwater analytical data, Site 300, 2021.

OU	Location	Date	Sample Type	Parameter	LOS Indicator	Result	Error	Units	QA Flag
OU4	W-35C-05	8/31/21		2-Chloroethylvinylether	<	10		ug/L	
OU4	W-35C-05	8/31/21		Bromodichloromethane	<	0.5		ug/L	
OU4	W-35C-05	8/31/21		Bromoform	<	0.5		ug/L	
OU4	W-35C-05	8/31/21		Bromomethane	<	1		ug/L	
OU4	W-35C-05	8/31/21		Carbon tetrachloride	<	0.5		ug/L	
OU4	W-35C-05	8/31/21		Chlorobenzene	<	0.5		ug/L	
OU4	W-35C-05	8/31/21		Chloroethane	<	0.5		ug/L	
OU4	W-35C-05	8/31/21		Chloroform	<	0.5		ug/L	
OU4	W-35C-05	8/31/21		Chloromethane	<	0.5		ug/L	
OU4	W-35C-05	8/31/21		cis-1,2-Dichloroethene	<	0.5		ug/L	
OU4	W-35C-05	8/31/21		cis-1,3-Dichloropropene	<	0.5		ug/L	
OU4	W-35C-05	8/31/21		Dibromochloromethane	<	0.5		ug/L	
OU4	W-35C-05	8/31/21		Dichlorodifluoromethane	<	0.5		ug/L	
OU4	W-35C-05	8/31/21		Methylene chloride	<	1		ug/L	
OU4	W-35C-05	8/31/21		Tetrachloroethene	<	0.5		ug/L	
OU4	W-35C-05	8/31/21		trans-1,2-Dichloroethene	<	0.5		ug/L	
OU4	W-35C-05	8/31/21		trans-1,3-Dichloropropene	<	0.5		ug/L	
OU4	W-35C-05	8/31/21		Trichloroethene	<	0.5		ug/L	
OU4	W-35C-05	8/31/21		Trichlorofluoromethane	<	0.5		ug/L	
OU4	W-35C-05	8/31/21		Trichlorotrifluoroethane	<	0.5		ug/L	
OU4	W-35C-05	8/31/21		Vinyl chloride	<	0.5		ug/L	
OU4	W-35C-05	8/31/21		Field Oxidation Potential (Eh)		-79		mVolts	
OU4	W-35C-05	8/31/21		Field pH		8.64		Units	
OU4	W-35C-05	8/31/21		Field Specific Conductance		1375		umhos/cm	
OU4	W-35C-05	8/31/21		Field Temperature		22.4		Degrees C	
OU4	W-35C-07	2/22/21		1,1-Dichloroethane	<	0.5		ug/L	
OU4	W-35C-07	2/22/21		1,1-Dichloroethene	<	0.5		ug/L	
OU4	W-35C-07	2/22/21		1,1,1-Trichloroethane	<	0.5		ug/L	
OU4	W-35C-07	2/22/21		1,1,2-Trichloroethane	<	0.5		ug/L	
OU4	W-35C-07	2/22/21		1,1,2,2-Tetrachloroethane	<	0.5		ug/L	
OU4	W-35C-07	2/22/21		1,2-Dichlorobenzene	<	0.5		ug/L	
OU4	W-35C-07	2/22/21		1,2-Dichloroethane	<	0.5		ug/L	
OU4	W-35C-07	2/22/21		1,2-Dichloroethene (total)	<	1		ug/L	
OU4	W-35C-07	2/22/21		1,2-Dichloropropane	<	0.5		ug/L	
OU4	W-35C-07	2/22/21		1,3-Dichlorobenzene	<	0.5		ug/L	
OU4	W-35C-07	2/22/21		1,4-Dichlorobenzene	<	0.5		ug/L	
OU4	W-35C-07	2/22/21		2-Chloroethylvinylether	<	10		ug/L	
OU4	W-35C-07	2/22/21		Bromodichloromethane	<	0.5		ug/L	
OU4	W-35C-07	2/22/21		Bromoform	<	0.5		ug/L	
OU4	W-35C-07	2/22/21		Bromomethane	<	1		ug/L	
OU4	W-35C-07	2/22/21		Carbon tetrachloride	<	0.5		ug/L	
OU4	W-35C-07	2/22/21		Chlorobenzene	<	0.5		ug/L	
OU4	W-35C-07	2/22/21		Chloroethane	<	0.5		ug/L	
OU4	W-35C-07	2/22/21		Chloroform	<	0.5		ug/L	
OU4	W-35C-07	2/22/21		Chloromethane	<	0.5		ug/L	
OU4	W-35C-07	2/22/21		cis-1,2-Dichloroethene		0.74		ug/L	
OU4	W-35C-07	2/22/21		cis-1,3-Dichloropropene	<	0.5		ug/L	
OU4	W-35C-07	2/22/21		Dibromochloromethane	<	0.5		ug/L	
OU4	W-35C-07	2/22/21		Dichlorodifluoromethane	<	0.5		ug/L	
OU4	W-35C-07	2/22/21		Methylene chloride	<	1		ug/L	
OU4	W-35C-07	2/22/21		Tetrachloroethene	<	0.5		ug/L	
OU4	W-35C-07	2/22/21		trans-1,2-Dichloroethene	<	0.5		ug/L	
OU4	W-35C-07	2/22/21		trans-1,3-Dichloropropene	<	0.5		ug/L	
OU4	W-35C-07	2/22/21		Trichloroethene	<	0.5		ug/L	
OU4	W-35C-07	2/22/21		Trichlorofluoromethane	<	0.5		ug/L	
OU4	W-35C-07	2/22/21		Trichlorotrifluoroethane	<	0.5		ug/L	
OU4	W-35C-07	2/22/21		Vinyl chloride	<	0.5		ug/L	
OU4	W-35C-07	8/31/21		1,1-Dichloroethane	<	0.5		ug/L	
OU4	W-35C-07	8/31/21		1,1-Dichloroethene	<	0.5		ug/L	
OU4	W-35C-07	8/31/21		1,1,1-Trichloroethane	<	0.5		ug/L	
OU4	W-35C-07	8/31/21		1,1,2-Trichloroethane	<	0.5		ug/L	
OU4	W-35C-07	8/31/21		1,1,2,2-Tetrachloroethane	<	0.5		ug/L	
OU4	W-35C-07	8/31/21		1,2-Dichlorobenzene	<	0.5		ug/L	
OU4	W-35C-07	8/31/21		1,2-Dichloroethane	<	0.5		ug/L	
OU4	W-35C-07	8/31/21		1,2-Dichloroethene (total)	<	1		ug/L	
OU4	W-35C-07	8/31/21		1,2-Dichloropropane	<	0.5		ug/L	

Attachment 1. Table 1. Groundwater analytical data, Site 300, 2021.

OU	Location	Date	Sample Type	Parameter	LOS Indicator	Result	Error	Units	QA Flag
OU4	W-35C-07	8/31/21		1,3-Dichlorobenzene	<	0.5		ug/L	
OU4	W-35C-07	8/31/21		1,4-Dichlorobenzene	<	0.5		ug/L	
OU4	W-35C-07	8/31/21		2-Chloroethylvinylether	<	10		ug/L	
OU4	W-35C-07	8/31/21		Bromodichloromethane	<	0.5		ug/L	
OU4	W-35C-07	8/31/21		Bromoform	<	0.5		ug/L	
OU4	W-35C-07	8/31/21		Bromomethane	<	1		ug/L	
OU4	W-35C-07	8/31/21		Carbon tetrachloride	<	0.5		ug/L	
OU4	W-35C-07	8/31/21		Chlorobenzene	<	0.5		ug/L	
OU4	W-35C-07	8/31/21		Chloroethane	<	0.5		ug/L	
OU4	W-35C-07	8/31/21		Chloroform	<	0.5		ug/L	
OU4	W-35C-07	8/31/21		Chloromethane	<	0.5		ug/L	
OU4	W-35C-07	8/31/21		cis-1,2-Dichloroethene	<	0.5		ug/L	
OU4	W-35C-07	8/31/21		cis-1,3-Dichloropropene	<	0.5		ug/L	
OU4	W-35C-07	8/31/21		Dibromochloromethane	<	0.5		ug/L	
OU4	W-35C-07	8/31/21		Dichlorodifluoromethane	<	0.5		ug/L	
OU4	W-35C-07	8/31/21		Methylene chloride	<	1		ug/L	
OU4	W-35C-07	8/31/21		Tetrachloroethene	<	0.5		ug/L	
OU4	W-35C-07	8/31/21		trans-1,2-Dichloroethene	<	0.5		ug/L	
OU4	W-35C-07	8/31/21		trans-1,3-Dichloropropene	<	0.5		ug/L	
OU4	W-35C-07	8/31/21		Trichloroethene	<	0.5		ug/L	
OU4	W-35C-07	8/31/21		Trichlorofluoromethane	<	0.5		ug/L	
OU4	W-35C-07	8/31/21		Trichlorotrifluoroethane	<	0.5		ug/L	
OU4	W-35C-07	8/31/21		Vinyl chloride	<	0.5		ug/L	
OU4	W-35C-07	8/31/21		Field Oxidation Potential (Eh)		-117		mVolts	
OU4	W-35C-07	8/31/21		Field pH		8.39		Units	
OU4	W-35C-07	8/31/21		Field Specific Conductance		1358		umhos/cm	
OU4	W-35C-07	8/31/21		Field Temperature		25.2		Degrees C	
OU4	W-35C-07	8/31/21	DUP	1,1-Dichloroethane	<	0.5		ug/L	
OU4	W-35C-07	8/31/21	DUP	1,1-Dichloroethene	<	0.5		ug/L	
OU4	W-35C-07	8/31/21	DUP	1,1,1-Trichloroethane	<	0.5		ug/L	
OU4	W-35C-07	8/31/21	DUP	1,1,2-Trichloroethane	<	0.5		ug/L	
OU4	W-35C-07	8/31/21	DUP	1,1,2,2-Tetrachloroethane	<	0.5		ug/L	
OU4	W-35C-07	8/31/21	DUP	1,2-Dichlorobenzene	<	0.5		ug/L	
OU4	W-35C-07	8/31/21	DUP	1,2-Dichloroethane	<	0.5		ug/L	
OU4	W-35C-07	8/31/21	DUP	1,2-Dichloroethene (total)	<	1		ug/L	
OU4	W-35C-07	8/31/21	DUP	1,2-Dichloropropane	<	0.5		ug/L	
OU4	W-35C-07	8/31/21	DUP	1,3-Dichlorobenzene	<	0.5		ug/L	
OU4	W-35C-07	8/31/21	DUP	1,4-Dichlorobenzene	<	0.5		ug/L	
OU4	W-35C-07	8/31/21	DUP	2-Chloroethylvinylether	<	1		ug/L	
OU4	W-35C-07	8/31/21	DUP	Bromodichloromethane	<	0.5		ug/L	
OU4	W-35C-07	8/31/21	DUP	Bromoform	<	0.5		ug/L	
OU4	W-35C-07	8/31/21	DUP	Bromomethane	<	0.5		ug/L	
OU4	W-35C-07	8/31/21	DUP	Carbon tetrachloride	<	0.5		ug/L	
OU4	W-35C-07	8/31/21	DUP	Chlorobenzene	<	0.5		ug/L	
OU4	W-35C-07	8/31/21	DUP	Chloroethane	<	0.5		ug/L	
OU4	W-35C-07	8/31/21	DUP	Chloroform	<	0.5		ug/L	
OU4	W-35C-07	8/31/21	DUP	Chloromethane	<	0.5		ug/L	
OU4	W-35C-07	8/31/21	DUP	cis-1,2-Dichloroethene	<	0.5		ug/L	
OU4	W-35C-07	8/31/21	DUP	cis-1,3-Dichloropropene	<	0.5		ug/L	
OU4	W-35C-07	8/31/21	DUP	Dibromochloromethane	<	0.5		ug/L	
OU4	W-35C-07	8/31/21	DUP	Dichlorodifluoromethane	<	0.5		ug/L	
OU4	W-35C-07	8/31/21	DUP	Methylene chloride	<	0.5		ug/L	
OU4	W-35C-07	8/31/21	DUP	Tetrachloroethene	<	0.5		ug/L	
OU4	W-35C-07	8/31/21	DUP	trans-1,2-Dichloroethene	<	0.5		ug/L	
OU4	W-35C-07	8/31/21	DUP	trans-1,3-Dichloropropene	<	0.5		ug/L	
OU4	W-35C-07	8/31/21	DUP	Trichloroethene	<	0.5		ug/L	
OU4	W-35C-07	8/31/21	DUP	Trichlorofluoromethane	<	0.5		ug/L	
OU4	W-35C-07	8/31/21	DUP	Trichlorotrifluoroethane	<	0.5		ug/L	
OU4	W-35C-07	8/31/21	DUP	Vinyl chloride	<	0.5		ug/L	
OU4	W-35C-08	2/22/21		Nitrate (as NO3)		1.6		mg/L	
OU4	W-35C-08	2/22/21		Perchlorate	<	4		ug/L	
OU4	W-35C-08	2/22/21		1,1-Dichloroethane	<	0.5		ug/L	
OU4	W-35C-08	2/22/21		1,1-Dichloroethene	<	0.5		ug/L	
OU4	W-35C-08	2/22/21		1,1,1-Trichloroethane	<	0.5		ug/L	
OU4	W-35C-08	2/22/21		1,1,2-Trichloroethane	<	0.5		ug/L	
OU4	W-35C-08	2/22/21		1,1,2,2-Tetrachloroethane	<	0.5		ug/L	

Attachment 1. Table 1. Groundwater analytical data, Site 300, 2021.

OU	Location	Date	Sample Type	Parameter	LOS Indicator	Result	Error	Units	QA Flag
OU4	W-35C-08	2/22/21		1,2-Dichlorobenzene	<	0.5		ug/L	
OU4	W-35C-08	2/22/21		1,2-Dichloroethane	<	0.5		ug/L	
OU4	W-35C-08	2/22/21		1,2-Dichloroethene (total)	<	1		ug/L	
OU4	W-35C-08	2/22/21		1,2-Dichloropropane	<	0.5		ug/L	
OU4	W-35C-08	2/22/21		1,3-Dichlorobenzene	<	0.5		ug/L	
OU4	W-35C-08	2/22/21		1,4-Dichlorobenzene	<	0.5		ug/L	
OU4	W-35C-08	2/22/21		2-Chloroethylvinylether	<	1		ug/L	
OU4	W-35C-08	2/22/21		Bromodichloromethane	<	0.5		ug/L	
OU4	W-35C-08	2/22/21		Bromoform	<	0.5		ug/L	
OU4	W-35C-08	2/22/21		Bromomethane	<	0.5		ug/L	
OU4	W-35C-08	2/22/21		Carbon tetrachloride	<	0.5		ug/L	
OU4	W-35C-08	2/22/21		Chlorobenzene	<	0.5		ug/L	
OU4	W-35C-08	2/22/21		Chloroethane	<	0.5		ug/L	
OU4	W-35C-08	2/22/21		Chloroform	<	0.5		ug/L	
OU4	W-35C-08	2/22/21		Chloromethane	<	0.5		ug/L	
OU4	W-35C-08	2/22/21		cis-1,2-Dichloroethene	<	0.5		ug/L	
OU4	W-35C-08	2/22/21		cis-1,3-Dichloropropene	<	0.5		ug/L	
OU4	W-35C-08	2/22/21		Dibromochloromethane	<	0.5		ug/L	
OU4	W-35C-08	2/22/21		Dichlorodifluoromethane	<	0.5		ug/L	
OU4	W-35C-08	2/22/21		Methylene chloride	<	0.5		ug/L	
OU4	W-35C-08	2/22/21		Tetrachloroethene	<	0.5		ug/L	
OU4	W-35C-08	2/22/21		trans-1,2-Dichloroethene	<	0.5		ug/L	
OU4	W-35C-08	2/22/21		trans-1,3-Dichloropropene	<	0.5		ug/L	
OU4	W-35C-08	2/22/21		Trichloroethene	<	0.5		ug/L	
OU4	W-35C-08	2/22/21		Trichlorofluoromethane	<	0.5		ug/L	
OU4	W-35C-08	2/22/21		Trichlorotrifluoroethane	<	0.5		ug/L	
OU4	W-35C-08	2/22/21		Vinyl chloride	<	0.5		ug/L	
OU4	W-35C-08	2/22/21		1,3-Dinitrobenzene	<	2.2		ug/L	D
OU4	W-35C-08	2/22/21		1,3,5-Trinitrobenzene	<	2.2		ug/L	D
OU4	W-35C-08	2/22/21		2-Amino-4,6-dinitrotoluene	<	2.2		ug/L	D
OU4	W-35C-08	2/22/21		2-Nitrotoluene	<	2.2		ug/L	D
OU4	W-35C-08	2/22/21		2,4-Dinitrotoluene	<	2.2		ug/L	D
OU4	W-35C-08	2/22/21		2,6-Dinitrotoluene	<	2.2		ug/L	D
OU4	W-35C-08	2/22/21		3-Nitrotoluene	<	2.2		ug/L	D
OU4	W-35C-08	2/22/21		4-Amino-2,6-dinitrotoluene	<	2.2		ug/L	D
OU4	W-35C-08	2/22/21		4-Nitrotoluene	<	2.2		ug/L	D
OU4	W-35C-08	2/22/21		HMX	<	1.1		ug/L	D
OU4	W-35C-08	2/22/21		Nitrobenzene	<	2.2		ug/L	D
OU4	W-35C-08	2/22/21		RDX	<	1.1		ug/L	D
OU4	W-35C-08	2/22/21		Tetryl	<	2.2		ug/L	D
OU4	W-35C-08	2/22/21		TNT	<	2.2		ug/L	D
OU4	W-35C-08	8/31/21		1,1-Dichloroethane	<	0.5		ug/L	
OU4	W-35C-08	8/31/21		1,1-Dichloroethene	<	0.5		ug/L	
OU4	W-35C-08	8/31/21		1,1,1-Trichloroethane	<	0.5		ug/L	
OU4	W-35C-08	8/31/21		1,1,2-Trichloroethane	<	0.5		ug/L	
OU4	W-35C-08	8/31/21		1,1,2,2-Tetrachloroethane	<	0.5		ug/L	
OU4	W-35C-08	8/31/21		1,2-Dichlorobenzene	<	0.5		ug/L	
OU4	W-35C-08	8/31/21		1,2-Dichloroethane	<	0.5		ug/L	
OU4	W-35C-08	8/31/21		1,2-Dichloroethene (total)	<	1		ug/L	
OU4	W-35C-08	8/31/21		1,2-Dichloropropane	<	0.5		ug/L	
OU4	W-35C-08	8/31/21		1,3-Dichlorobenzene	<	0.5		ug/L	
OU4	W-35C-08	8/31/21		1,4-Dichlorobenzene	<	0.5		ug/L	
OU4	W-35C-08	8/31/21		2-Chloroethylvinylether	<	1		ug/L	
OU4	W-35C-08	8/31/21		Bromodichloromethane	<	0.5		ug/L	
OU4	W-35C-08	8/31/21		Bromoform	<	0.5		ug/L	
OU4	W-35C-08	8/31/21		Bromomethane	<	0.5		ug/L	
OU4	W-35C-08	8/31/21		Carbon tetrachloride	<	0.5		ug/L	
OU4	W-35C-08	8/31/21		Chlorobenzene	<	0.5		ug/L	
OU4	W-35C-08	8/31/21		Chloroethane	<	0.5		ug/L	
OU4	W-35C-08	8/31/21		Chloroform	<	0.5		ug/L	
OU4	W-35C-08	8/31/21		Chloromethane	<	0.5		ug/L	
OU4	W-35C-08	8/31/21		cis-1,2-Dichloroethene	<	0.5		ug/L	
OU4	W-35C-08	8/31/21		cis-1,3-Dichloropropene	<	0.5		ug/L	
OU4	W-35C-08	8/31/21		Dibromochloromethane	<	0.5		ug/L	
OU4	W-35C-08	8/31/21		Dichlorodifluoromethane	<	0.5		ug/L	
OU4	W-35C-08	8/31/21		Methylene chloride	<	0.5		ug/L	

Attachment 1. Table 1. Groundwater analytical data, Site 300, 2021.

OU	Location	Date	Sample Type	Parameter	LOS Indicator	Result	Error	Units	QA Flag
OU4	W-35C-08	8/31/21		Tetrachloroethene	<	0.5		ug/L	
OU4	W-35C-08	8/31/21		trans-1,2-Dichloroethene	<	0.5		ug/L	
OU4	W-35C-08	8/31/21		trans-1,3-Dichloropropene	<	0.5		ug/L	
OU4	W-35C-08	8/31/21		Trichloroethene	<	0.5		ug/L	
OU4	W-35C-08	8/31/21		Trichlorofluoromethane	<	0.5		ug/L	
OU4	W-35C-08	8/31/21		Trichlorotrifluoroethane	<	0.5		ug/L	
OU4	W-35C-08	8/31/21		Vinyl chloride	<	0.5		ug/L	
OU4	W-35C-08	8/31/21		Field Oxidation Potential (Eh)		57		mVolts	
OU4	W-35C-08	8/31/21		Field pH		8.72		Units	
OU4	W-35C-08	8/31/21		Field Specific Conductance		1262		umhos/cm	
OU4	W-35C-08	8/31/21		Field Temperature		21.7		Degrees C	
OU4	W-4A	3/10/21		1,1-Dichloroethane	<	0.5		ug/L	
OU4	W-4A	3/10/21		1,1-Dichloroethene	<	0.5		ug/L	
OU4	W-4A	3/10/21		1,1,1-Trichloroethane	<	0.5		ug/L	
OU4	W-4A	3/10/21		1,1,2-Trichloroethane	<	0.5		ug/L	
OU4	W-4A	3/10/21		1,1,2,2-Tetrachloroethane	<	0.5		ug/L	
OU4	W-4A	3/10/21		1,2-Dichlorobenzene	<	0.5		ug/L	
OU4	W-4A	3/10/21		1,2-Dichloroethane	<	0.5		ug/L	
OU4	W-4A	3/10/21		1,2-Dichloroethene (total)	<	1		ug/L	
OU4	W-4A	3/10/21		1,2-Dichloropropane	<	0.5		ug/L	
OU4	W-4A	3/10/21		1,3-Dichlorobenzene	<	0.5		ug/L	
OU4	W-4A	3/10/21		1,4-Dichlorobenzene	<	0.5		ug/L	
OU4	W-4A	3/10/21		2-Chloroethylvinylether	<	10		ug/L	
OU4	W-4A	3/10/21		Bromodichloromethane	<	0.5		ug/L	
OU4	W-4A	3/10/21		Bromoform	<	0.5		ug/L	
OU4	W-4A	3/10/21		Bromomethane	<	1		ug/L	
OU4	W-4A	3/10/21		Carbon tetrachloride	<	0.5		ug/L	
OU4	W-4A	3/10/21		Chlorobenzene	<	0.5		ug/L	
OU4	W-4A	3/10/21		Chloroethane	<	0.5		ug/L	
OU4	W-4A	3/10/21		Chloroform	<	0.5		ug/L	
OU4	W-4A	3/10/21		Chloromethane	<	0.5		ug/L	
OU4	W-4A	3/10/21		cis-1,2-Dichloroethene	<	0.5		ug/L	
OU4	W-4A	3/10/21		cis-1,3-Dichloropropene	<	0.5		ug/L	
OU4	W-4A	3/10/21		Dibromochloromethane	<	0.5		ug/L	
OU4	W-4A	3/10/21		Dichlorodifluoromethane	<	0.5		ug/L	
OU4	W-4A	3/10/21		Methylene chloride	<	1		ug/L	
OU4	W-4A	3/10/21		Tetrachloroethene	<	0.5		ug/L	
OU4	W-4A	3/10/21		trans-1,2-Dichloroethene	<	0.5		ug/L	
OU4	W-4A	3/10/21		trans-1,3-Dichloropropene	<	0.5		ug/L	
OU4	W-4A	3/10/21		Trichloroethene		5.1		ug/L	
OU4	W-4A	3/10/21		Trichlorofluoromethane	<	0.5		ug/L	
OU4	W-4A	3/10/21		Trichlorotrifluoroethane	<	0.5		ug/L	
OU4	W-4A	3/10/21		Vinyl chloride	<	0.5		ug/L	
OU4	W-4A	3/10/21		Field Oxidation Potential (Eh)		52		mVolts	
OU4	W-4A	3/10/21		Field pH		8.39		Units	
OU4	W-4A	3/10/21		Field Specific Conductance		1348		umhos/cm	
OU4	W-4A	3/10/21		Field Temperature		17.8		Degrees C	
OU4	W-4A	3/10/21	DUP	1,1-Dichloroethane	<	0.5		ug/L	
OU4	W-4A	3/10/21	DUP	1,1-Dichloroethene	<	0.5		ug/L	
OU4	W-4A	3/10/21	DUP	1,1,1-Trichloroethane	<	0.5		ug/L	
OU4	W-4A	3/10/21	DUP	1,1,2-Trichloroethane	<	0.5		ug/L	
OU4	W-4A	3/10/21	DUP	1,1,2,2-Tetrachloroethane	<	0.5		ug/L	
OU4	W-4A	3/10/21	DUP	1,2-Dichlorobenzene	<	0.5		ug/L	
OU4	W-4A	3/10/21	DUP	1,2-Dichloroethane	<	0.5		ug/L	
OU4	W-4A	3/10/21	DUP	1,2-Dichloroethene (total)	<	1		ug/L	
OU4	W-4A	3/10/21	DUP	1,2-Dichloropropane	<	0.5		ug/L	
OU4	W-4A	3/10/21	DUP	1,3-Dichlorobenzene	<	0.5		ug/L	
OU4	W-4A	3/10/21	DUP	1,4-Dichlorobenzene	<	0.5		ug/L	
OU4	W-4A	3/10/21	DUP	2-Chloroethylvinylether	<	1		ug/L	
OU4	W-4A	3/10/21	DUP	Bromodichloromethane	<	0.5		ug/L	
OU4	W-4A	3/10/21	DUP	Bromoform	<	0.5		ug/L	
OU4	W-4A	3/10/21	DUP	Bromomethane	<	0.5		ug/L	
OU4	W-4A	3/10/21	DUP	Carbon tetrachloride	<	0.5		ug/L	
OU4	W-4A	3/10/21	DUP	Chlorobenzene	<	0.5		ug/L	
OU4	W-4A	3/10/21	DUP	Chloroethane	<	0.5		ug/L	
OU4	W-4A	3/10/21	DUP	Chloroform	<	0.5		ug/L	

Attachment 1. Table 1. Groundwater analytical data, Site 300, 2021.

OU	Location	Date	Sample Type	Parameter	LOS Indicator	Result	Error	Units	QA Flag
OU4	W-4A	3/10/21	DUP	Chloromethane	<	0.5		ug/L	
OU4	W-4A	3/10/21	DUP	cis-1,2-Dichloroethene	<	0.5		ug/L	
OU4	W-4A	3/10/21	DUP	cis-1,3-Dichloropropene	<	0.5		ug/L	
OU4	W-4A	3/10/21	DUP	Dibromochloromethane	<	0.5		ug/L	
OU4	W-4A	3/10/21	DUP	Dichlorodifluoromethane	<	0.5		ug/L	
OU4	W-4A	3/10/21	DUP	Methylene chloride	<	0.5		ug/L	
OU4	W-4A	3/10/21	DUP	Tetrachloroethene	<	0.5		ug/L	
OU4	W-4A	3/10/21	DUP	trans-1,2-Dichloroethene	<	0.5		ug/L	
OU4	W-4A	3/10/21	DUP	trans-1,3-Dichloropropene	<	0.5		ug/L	
OU4	W-4A	3/10/21	DUP	Trichloroethene		5.1		ug/L	
OU4	W-4A	3/10/21	DUP	Trichlorofluoromethane	<	0.5		ug/L	
OU4	W-4A	3/10/21	DUP	Trichlorotrifluoroethane	<	0.5		ug/L	
OU4	W-4A	3/10/21	DUP	Vinyl chloride	<	0.5		ug/L	
OU4	W-4AS	3/9/21		Nitrate (as NO3)		1.2		mg/L	
OU4	W-4AS	3/9/21		1,1-Dichloroethane	<	0.5		ug/L	
OU4	W-4AS	3/9/21		1,1-Dichloroethene	<	0.5		ug/L	
OU4	W-4AS	3/9/21		1,1,1-Trichloroethane	<	0.5		ug/L	
OU4	W-4AS	3/9/21		1,1,2-Trichloroethane	<	0.5		ug/L	
OU4	W-4AS	3/9/21		1,1,2,2-Tetrachloroethane	<	0.5		ug/L	
OU4	W-4AS	3/9/21		1,2-Dichlorobenzene	<	0.5		ug/L	
OU4	W-4AS	3/9/21		1,2-Dichloroethane	<	0.5		ug/L	
OU4	W-4AS	3/9/21		1,2-Dichloroethene (total)	<	1		ug/L	
OU4	W-4AS	3/9/21		1,2-Dichloropropane	<	0.5		ug/L	
OU4	W-4AS	3/9/21		1,3-Dichlorobenzene	<	0.5		ug/L	
OU4	W-4AS	3/9/21		1,4-Dichlorobenzene	<	0.5		ug/L	
OU4	W-4AS	3/9/21		2-Chloroethylvinylether	<	10		ug/L	
OU4	W-4AS	3/9/21		Bromodichloromethane	<	0.5		ug/L	
OU4	W-4AS	3/9/21		Bromoform	<	0.5		ug/L	
OU4	W-4AS	3/9/21		Bromomethane	<	1		ug/L	
OU4	W-4AS	3/9/21		Carbon tetrachloride	<	0.5		ug/L	
OU4	W-4AS	3/9/21		Chlorobenzene	<	0.5		ug/L	
OU4	W-4AS	3/9/21		Chloroethane	<	0.5		ug/L	
OU4	W-4AS	3/9/21		Chloroform	<	0.5		ug/L	
OU4	W-4AS	3/9/21		Chloromethane	<	0.5		ug/L	
OU4	W-4AS	3/9/21		cis-1,2-Dichloroethene	<	0.5		ug/L	
OU4	W-4AS	3/9/21		cis-1,3-Dichloropropene	<	0.5		ug/L	
OU4	W-4AS	3/9/21		Dibromochloromethane	<	0.5		ug/L	
OU4	W-4AS	3/9/21		Dichlorodifluoromethane	<	0.5		ug/L	
OU4	W-4AS	3/9/21		Methylene chloride	<	1		ug/L	
OU4	W-4AS	3/9/21		Tetrachloroethene	<	0.5		ug/L	
OU4	W-4AS	3/9/21		trans-1,2-Dichloroethene	<	0.5		ug/L	
OU4	W-4AS	3/9/21		trans-1,3-Dichloropropene	<	0.5		ug/L	
OU4	W-4AS	3/9/21		Trichloroethene		2.4		ug/L	
OU4	W-4AS	3/9/21		Trichlorofluoromethane	<	0.5		ug/L	
OU4	W-4AS	3/9/21		Trichlorotrifluoroethane	<	0.5		ug/L	
OU4	W-4AS	3/9/21		Vinyl chloride	<	0.5		ug/L	
OU4	W-4AS	3/9/21		Field Oxidation Potential (Eh)		239		mVolts	
OU4	W-4AS	3/9/21		Field pH		8.07		Units	
OU4	W-4AS	3/9/21		Field Specific Conductance		1678		umhos/cm	
OU4	W-4AS	3/9/21		Field Temperature		18		Degrees C	
OU4	W-4AS	3/9/21	DUP	Nitrate (as NO3)		1.1		mg/L	
OU4	W-4AS	3/9/21	DUP	1,1-Dichloroethane	<	0.5		ug/L	
OU4	W-4AS	3/9/21	DUP	1,1-Dichloroethene	<	0.5		ug/L	
OU4	W-4AS	3/9/21	DUP	1,1,1-Trichloroethane	<	0.5		ug/L	
OU4	W-4AS	3/9/21	DUP	1,1,2-Trichloroethane	<	0.5		ug/L	
OU4	W-4AS	3/9/21	DUP	1,1,2,2-Tetrachloroethane	<	0.5		ug/L	
OU4	W-4AS	3/9/21	DUP	1,2-Dichlorobenzene	<	0.5		ug/L	
OU4	W-4AS	3/9/21	DUP	1,2-Dichloroethane	<	0.5		ug/L	
OU4	W-4AS	3/9/21	DUP	1,2-Dichloroethene (total)	<	1		ug/L	
OU4	W-4AS	3/9/21	DUP	1,2-Dichloropropane	<	0.5		ug/L	
OU4	W-4AS	3/9/21	DUP	1,3-Dichlorobenzene	<	0.5		ug/L	
OU4	W-4AS	3/9/21	DUP	1,4-Dichlorobenzene	<	0.5		ug/L	
OU4	W-4AS	3/9/21	DUP	2-Chloroethylvinylether	<	10		ug/L	
OU4	W-4AS	3/9/21	DUP	Bromodichloromethane	<	0.5		ug/L	
OU4	W-4AS	3/9/21	DUP	Bromoform	<	0.5		ug/L	
OU4	W-4AS	3/9/21	DUP	Bromomethane	<	1		ug/L	

Attachment 1. Table 1. Groundwater analytical data, Site 300, 2021.

OU	Location	Date	Sample Type	Parameter	LOS Indicator	Result	Error	Units	QA Flag
OU4	W-4AS	3/9/21	DUP	Carbon tetrachloride	<	0.5		ug/L	
OU4	W-4AS	3/9/21	DUP	Chlorobenzene	<	0.5		ug/L	
OU4	W-4AS	3/9/21	DUP	Chloroethane	<	0.5		ug/L	
OU4	W-4AS	3/9/21	DUP	Chloroform	<	0.5		ug/L	
OU4	W-4AS	3/9/21	DUP	Chloromethane	<	0.5		ug/L	
OU4	W-4AS	3/9/21	DUP	cis-1,2-Dichloroethene	<	0.5		ug/L	
OU4	W-4AS	3/9/21	DUP	cis-1,3-Dichloropropene	<	0.5		ug/L	
OU4	W-4AS	3/9/21	DUP	Dibromochloromethane	<	0.5		ug/L	
OU4	W-4AS	3/9/21	DUP	Dichlorodifluoromethane	<	0.5		ug/L	
OU4	W-4AS	3/9/21	DUP	Methylene chloride	<	1		ug/L	
OU4	W-4AS	3/9/21	DUP	Tetrachloroethene	<	0.5		ug/L	
OU4	W-4AS	3/9/21	DUP	trans-1,2-Dichloroethene	<	0.5		ug/L	
OU4	W-4AS	3/9/21	DUP	trans-1,3-Dichloropropene	<	0.5		ug/L	
OU4	W-4AS	3/9/21	DUP	Trichloroethene		2.6		ug/L	
OU4	W-4AS	3/9/21	DUP	Trichlorofluoromethane	<	0.5		ug/L	
OU4	W-4AS	3/9/21	DUP	Trichlorotrifluoroethane	<	0.5		ug/L	
OU4	W-4AS	3/9/21	DUP	Vinyl chloride	<	0.5		ug/L	
OU4	W-4B	3/10/21		Nitrate (as NO3)	<	1		mg/L	
OU4	W-4B	3/10/21		Perchlorate	<	4		ug/L	
OU4	W-4B	3/10/21		1,1-Dichloroethane	<	0.5		ug/L	
OU4	W-4B	3/10/21		1,1-Dichloroethene	<	0.5		ug/L	
OU4	W-4B	3/10/21		1,1,1-Trichloroethane	<	0.5		ug/L	
OU4	W-4B	3/10/21		1,1,2-Trichloroethane	<	0.5		ug/L	
OU4	W-4B	3/10/21		1,1,2,2-Tetrachloroethane	<	0.5		ug/L	
OU4	W-4B	3/10/21		1,2-Dichlorobenzene	<	0.5		ug/L	
OU4	W-4B	3/10/21		1,2-Dichloroethane	<	0.5		ug/L	
OU4	W-4B	3/10/21		1,2-Dichloroethene (total)	<	1		ug/L	
OU4	W-4B	3/10/21		1,2-Dichloropropane	<	0.5		ug/L	
OU4	W-4B	3/10/21		1,3-Dichlorobenzene	<	0.5		ug/L	
OU4	W-4B	3/10/21		1,4-Dichlorobenzene	<	0.5		ug/L	
OU4	W-4B	3/10/21		2-Chloroethylvinylether	<	1		ug/L	L
OU4	W-4B	3/10/21		Bromodichloromethane	<	0.5		ug/L	
OU4	W-4B	3/10/21		Bromoform	<	0.5		ug/L	
OU4	W-4B	3/10/21		Bromomethane	<	0.5		ug/L	
OU4	W-4B	3/10/21		Carbon tetrachloride	<	0.5		ug/L	
OU4	W-4B	3/10/21		Chlorobenzene	<	0.5		ug/L	
OU4	W-4B	3/10/21		Chloroethane	<	0.5		ug/L	
OU4	W-4B	3/10/21		Chloroform	<	0.5		ug/L	
OU4	W-4B	3/10/21		Chloromethane	<	0.5		ug/L	
OU4	W-4B	3/10/21		cis-1,2-Dichloroethene	<	0.5		ug/L	
OU4	W-4B	3/10/21		cis-1,3-Dichloropropene	<	0.5		ug/L	
OU4	W-4B	3/10/21		Dibromochloromethane	<	0.5		ug/L	
OU4	W-4B	3/10/21		Dichlorodifluoromethane	<	0.5		ug/L	
OU4	W-4B	3/10/21		Methylene chloride	<	0.5		ug/L	
OU4	W-4B	3/10/21		Tetrachloroethene	<	0.5		ug/L	
OU4	W-4B	3/10/21		trans-1,2-Dichloroethene	<	0.5		ug/L	
OU4	W-4B	3/10/21		trans-1,3-Dichloropropene	<	0.5		ug/L	
OU4	W-4B	3/10/21		Trichloroethene		4.2		ug/L	
OU4	W-4B	3/10/21		Trichlorofluoromethane	<	0.5		ug/L	
OU4	W-4B	3/10/21		Trichlorotrifluoroethane	<	0.5		ug/L	
OU4	W-4B	3/10/21		Vinyl chloride	<	0.5		ug/L	
OU4	W-4B	3/10/21		1,3-Dinitrobenzene	<	2		ug/L	D
OU4	W-4B	3/10/21		1,3,5-Trinitrobenzene	<	2		ug/L	D
OU4	W-4B	3/10/21		2-Amino-4,6-dinitrotoluene	<	2		ug/L	D
OU4	W-4B	3/10/21		2-Nitrotoluene	<	2		ug/L	D
OU4	W-4B	3/10/21		2,4-Dinitrotoluene	<	2		ug/L	D
OU4	W-4B	3/10/21		2,6-Dinitrotoluene	<	2		ug/L	D
OU4	W-4B	3/10/21		3-Nitrotoluene	<	2		ug/L	D
OU4	W-4B	3/10/21		4-Amino-2,6-dinitrotoluene	<	2		ug/L	D
OU4	W-4B	3/10/21		4-Nitrotoluene	<	2		ug/L	D
OU4	W-4B	3/10/21		HMX	<	1		ug/L	D
OU4	W-4B	3/10/21		Nitrobenzene	<	2		ug/L	D
OU4	W-4B	3/10/21		RDX	<	1		ug/L	D
OU4	W-4B	3/10/21		TNT	<	2		ug/L	D
OU4	W-4B	3/10/21		Field Oxidation Potential (Eh)		-15		mVolts	
OU4	W-4B	3/10/21		Field pH		8.34		Units	

Attachment 1. Table 1. Groundwater analytical data, Site 300, 2021.

OU	Location	Date	Sample Type	Parameter	LOS Indicator	Result	Error	Units	QA Flag
OU4	W-4B	3/10/21		Field Specific Conductance		1368		umhos/cm	
OU4	W-4B	3/10/21		Field Temperature		18.2		Degrees C	
OU4	W-4B	9/15/21		1,1-Dichloroethane	<	0.5		ug/L	
OU4	W-4B	9/15/21		1,1-Dichloroethene	<	0.5		ug/L	
OU4	W-4B	9/15/21		1,1,1-Trichloroethane	<	0.5		ug/L	
OU4	W-4B	9/15/21		1,1,2-Trichloroethane	<	0.5		ug/L	
OU4	W-4B	9/15/21		1,1,2,2-Tetrachloroethane	<	0.5		ug/L	
OU4	W-4B	9/15/21		1,2-Dichlorobenzene	<	0.5		ug/L	
OU4	W-4B	9/15/21		1,2-Dichloroethane	<	0.5		ug/L	
OU4	W-4B	9/15/21		1,2-Dichloroethene (total)	<	1		ug/L	
OU4	W-4B	9/15/21		1,2-Dichloropropane	<	0.5		ug/L	
OU4	W-4B	9/15/21		1,3-Dichlorobenzene	<	0.5		ug/L	
OU4	W-4B	9/15/21		1,4-Dichlorobenzene	<	0.5		ug/L	
OU4	W-4B	9/15/21		2-Chloroethylvinylether	<	1		ug/L	
OU4	W-4B	9/15/21		Bromodichloromethane	<	0.5		ug/L	
OU4	W-4B	9/15/21		Bromoform	<	0.5		ug/L	
OU4	W-4B	9/15/21		Bromomethane	<	0.5		ug/L	
OU4	W-4B	9/15/21		Carbon tetrachloride	<	0.5		ug/L	
OU4	W-4B	9/15/21		Chlorobenzene	<	0.5		ug/L	
OU4	W-4B	9/15/21		Chloroethane	<	0.5		ug/L	
OU4	W-4B	9/15/21		Chloroform	<	0.5		ug/L	
OU4	W-4B	9/15/21		Chloromethane	<	0.5		ug/L	
OU4	W-4B	9/15/21		cis-1,2-Dichloroethene	<	0.5		ug/L	
OU4	W-4B	9/15/21		cis-1,3-Dichloropropene	<	0.5		ug/L	
OU4	W-4B	9/15/21		Dibromochloromethane	<	0.5		ug/L	
OU4	W-4B	9/15/21		Dichlorodifluoromethane	<	0.5		ug/L	
OU4	W-4B	9/15/21		Methylene chloride	<	0.5		ug/L	
OU4	W-4B	9/15/21		Tetrachloroethene	<	0.5		ug/L	
OU4	W-4B	9/15/21		trans-1,2-Dichloroethene	<	0.5		ug/L	
OU4	W-4B	9/15/21		trans-1,3-Dichloropropene	<	0.5		ug/L	
OU4	W-4B	9/15/21		Trichloroethene		4.1		ug/L	
OU4	W-4B	9/15/21		Trichlorofluoromethane	<	0.5		ug/L	
OU4	W-4B	9/15/21		Trichlorotrifluoroethane	<	0.5		ug/L	
OU4	W-4B	9/15/21		Vinyl chloride	<	0.5		ug/L	
OU4	W-4B	9/15/21		Field Oxidation Potential (Eh)		-63		mVolts	
OU4	W-4B	9/15/21		Field pH		8.29		Units	
OU4	W-4B	9/15/21		Field Specific Conductance		1354		umhos/cm	
OU4	W-4B	9/15/21		Field Temperature		21.6		Degrees C	
OU4	W-4C	3/10/21		Nitrate (as NO3)	<	1		mg/L	
OU4	W-4C	3/10/21		Perchlorate	<	4		ug/L	
OU4	W-4C	3/10/21		1,1-Dichloroethane	<	0.5		ug/L	
OU4	W-4C	3/10/21		1,1-Dichloroethene	<	0.5		ug/L	
OU4	W-4C	3/10/21		1,1,1-Trichloroethane	<	0.5		ug/L	
OU4	W-4C	3/10/21		1,1,2-Trichloroethane	<	0.5		ug/L	
OU4	W-4C	3/10/21		1,1,2,2-Tetrachloroethane	<	0.5		ug/L	
OU4	W-4C	3/10/21		1,2-Dichlorobenzene	<	0.5		ug/L	
OU4	W-4C	3/10/21		1,2-Dichloroethane	<	0.5		ug/L	
OU4	W-4C	3/10/21		1,2-Dichloroethene (total)	<	1		ug/L	
OU4	W-4C	3/10/21		1,2-Dichloropropane	<	0.5		ug/L	
OU4	W-4C	3/10/21		1,3-Dichlorobenzene	<	0.5		ug/L	
OU4	W-4C	3/10/21		1,4-Dichlorobenzene	<	0.5		ug/L	
OU4	W-4C	3/10/21		2-Chloroethylvinylether	<	1		ug/L	L
OU4	W-4C	3/10/21		Bromodichloromethane	<	0.5		ug/L	
OU4	W-4C	3/10/21		Bromoform	<	0.5		ug/L	
OU4	W-4C	3/10/21		Bromomethane	<	0.5		ug/L	
OU4	W-4C	3/10/21		Carbon tetrachloride	<	0.5		ug/L	
OU4	W-4C	3/10/21		Chlorobenzene	<	0.5		ug/L	
OU4	W-4C	3/10/21		Chloroethane	<	0.5		ug/L	
OU4	W-4C	3/10/21		Chloroform	<	0.5		ug/L	
OU4	W-4C	3/10/21		Chloromethane	<	0.5		ug/L	
OU4	W-4C	3/10/21		cis-1,2-Dichloroethene	<	0.5		ug/L	
OU4	W-4C	3/10/21		cis-1,3-Dichloropropene	<	0.5		ug/L	
OU4	W-4C	3/10/21		Dibromochloromethane	<	0.5		ug/L	
OU4	W-4C	3/10/21		Dichlorodifluoromethane	<	0.5		ug/L	
OU4	W-4C	3/10/21		Methylene chloride	<	0.5		ug/L	
OU4	W-4C	3/10/21		Tetrachloroethene	<	0.5		ug/L	

Attachment 1. Table 1. Groundwater analytical data, Site 300, 2021.

OU	Location	Date	Sample Type	Parameter	LOS Indicator	Result	Error	Units	QA Flag
OU4	W-4C	3/10/21		trans-1,2-Dichloroethene	<	0.5		ug/L	
OU4	W-4C	3/10/21		trans-1,3-Dichloropropene	<	0.5		ug/L	
OU4	W-4C	3/10/21		Trichloroethene	<	0.5		ug/L	
OU4	W-4C	3/10/21		Trichlorofluoromethane	<	0.5		ug/L	
OU4	W-4C	3/10/21		Trichlorotrifluoroethane	<	0.5		ug/L	
OU4	W-4C	3/10/21		Vinyl chloride	<	0.5		ug/L	
OU4	W-4C	3/10/21		Field Oxidation Potential (Eh)		-41		mVolts	
OU4	W-4C	3/10/21		Field pH		8.67		Units	
OU4	W-4C	3/10/21		Field Specific Conductance		1830		umhos/cm	
OU4	W-4C	3/10/21		Field Temperature		14.3		Degrees C	
OU4	W-4C	5/20/21		1,1-Dichloroethane	<	0.5		ug/L	
OU4	W-4C	5/20/21		1,1-Dichloroethene	<	0.5		ug/L	
OU4	W-4C	5/20/21		1,1,1-Trichloroethane	<	0.5		ug/L	
OU4	W-4C	5/20/21		1,1,2-Trichloroethane	<	0.5		ug/L	
OU4	W-4C	5/20/21		1,1,2,2-Tetrachloroethane	<	0.5		ug/L	
OU4	W-4C	5/20/21		1,2-Dichlorobenzene	<	0.5		ug/L	
OU4	W-4C	5/20/21		1,2-Dichloroethane	<	0.5		ug/L	
OU4	W-4C	5/20/21		1,2-Dichloroethene (total)	<	1		ug/L	
OU4	W-4C	5/20/21		1,2-Dichloropropane	<	0.5		ug/L	
OU4	W-4C	5/20/21		1,3-Dichlorobenzene	<	0.5		ug/L	
OU4	W-4C	5/20/21		1,4-Dichlorobenzene	<	0.5		ug/L	
OU4	W-4C	5/20/21		2-Chloroethylvinylether	<	1		ug/L	
OU4	W-4C	5/20/21		Bromodichloromethane	<	0.5		ug/L	
OU4	W-4C	5/20/21		Bromoform	<	0.5		ug/L	
OU4	W-4C	5/20/21		Bromomethane	<	0.5		ug/L	
OU4	W-4C	5/20/21		Carbon tetrachloride	<	0.5		ug/L	
OU4	W-4C	5/20/21		Chlorobenzene	<	0.5		ug/L	
OU4	W-4C	5/20/21		Chloroethane	<	0.5		ug/L	
OU4	W-4C	5/20/21		Chloroform	<	0.5		ug/L	
OU4	W-4C	5/20/21		Chloromethane	<	0.5		ug/L	
OU4	W-4C	5/20/21		cis-1,2-Dichloroethene	<	0.5		ug/L	
OU4	W-4C	5/20/21		cis-1,3-Dichloropropene	<	0.5		ug/L	
OU4	W-4C	5/20/21		Dibromochloromethane	<	0.5		ug/L	
OU4	W-4C	5/20/21		Dichlorodifluoromethane	<	0.5		ug/L	
OU4	W-4C	5/20/21		Methylene chloride	<	0.5		ug/L	
OU4	W-4C	5/20/21		Tetrachloroethene	<	0.5		ug/L	
OU4	W-4C	5/20/21		trans-1,2-Dichloroethene	<	0.5		ug/L	
OU4	W-4C	5/20/21		trans-1,3-Dichloropropene	<	0.5		ug/L	
OU4	W-4C	5/20/21		Trichloroethene	<	0.5		ug/L	
OU4	W-4C	5/20/21		Trichlorofluoromethane	<	0.5		ug/L	
OU4	W-4C	5/20/21		Trichlorotrifluoroethane	<	0.5		ug/L	L
OU4	W-4C	5/20/21		Vinyl chloride	<	0.5		ug/L	
OU4	W-4C	5/20/21		Field Oxidation Potential (Eh)		-165		mVolts	
OU4	W-4C	5/20/21		Field pH		8.51		Units	
OU4	W-4C	5/20/21		Field Specific Conductance		1635		umhos/cm	
OU4	W-4C	5/20/21		Field Temperature		19.2		Degrees C	
OU4	W-4C	9/15/21		Nitrate (as NO3)	<	1		mg/L	
OU4	W-4C	9/15/21		Perchlorate	<	2		ug/L	
OU4	W-4C	9/15/21		1,1-Dichloroethane	<	0.5		ug/L	
OU4	W-4C	9/15/21		1,1-Dichloroethene	<	0.5		ug/L	
OU4	W-4C	9/15/21		1,1,1-Trichloroethane	<	0.5		ug/L	
OU4	W-4C	9/15/21		1,1,2-Trichloroethane	<	0.5		ug/L	
OU4	W-4C	9/15/21		1,1,2,2-Tetrachloroethane	<	0.5		ug/L	
OU4	W-4C	9/15/21		1,2-Dichlorobenzene	<	0.5		ug/L	
OU4	W-4C	9/15/21		1,2-Dichloroethane	<	0.5		ug/L	
OU4	W-4C	9/15/21		1,2-Dichloroethene (total)	<	1		ug/L	
OU4	W-4C	9/15/21		1,2-Dichloropropane	<	0.5		ug/L	
OU4	W-4C	9/15/21		1,3-Dichlorobenzene	<	0.5		ug/L	
OU4	W-4C	9/15/21		1,4-Dichlorobenzene	<	0.5		ug/L	
OU4	W-4C	9/15/21		2-Chloroethylvinylether	<	1		ug/L	
OU4	W-4C	9/15/21		Bromodichloromethane	<	0.5		ug/L	
OU4	W-4C	9/15/21		Bromoform	<	0.5		ug/L	
OU4	W-4C	9/15/21		Bromomethane	<	0.5		ug/L	
OU4	W-4C	9/15/21		Carbon tetrachloride	<	0.5		ug/L	
OU4	W-4C	9/15/21		Chlorobenzene	<	0.5		ug/L	
OU4	W-4C	9/15/21		Chloroethane	<	0.5		ug/L	

Attachment 1. Table 1. Groundwater analytical data, Site 300, 2021.

OU	Location	Date	Sample Type	Parameter	LOS Indicator	Result	Error	Units	QA Flag
OU4	W-4C	9/15/21		Chloroform	<	0.5		ug/L	
OU4	W-4C	9/15/21		Chloromethane	<	0.5		ug/L	
OU4	W-4C	9/15/21		cis-1,2-Dichloroethene	<	0.5		ug/L	
OU4	W-4C	9/15/21		cis-1,3-Dichloropropene	<	0.5		ug/L	
OU4	W-4C	9/15/21		Dibromochloromethane	<	0.5		ug/L	
OU4	W-4C	9/15/21		Dichlorodifluoromethane	<	0.5		ug/L	
OU4	W-4C	9/15/21		Methylene chloride	<	0.5		ug/L	
OU4	W-4C	9/15/21		Tetrachloroethene	<	0.5		ug/L	
OU4	W-4C	9/15/21		trans-1,2-Dichloroethene	<	0.5		ug/L	
OU4	W-4C	9/15/21		trans-1,3-Dichloropropene	<	0.5		ug/L	
OU4	W-4C	9/15/21		Trichloroethene	<	0.5		ug/L	
OU4	W-4C	9/15/21		Trichlorofluoromethane	<	0.5		ug/L	
OU4	W-4C	9/15/21		Trichlorotrifluoroethane	<	0.5		ug/L	
OU4	W-4C	9/15/21		Vinyl chloride	<	0.5		ug/L	
OU4	W-4C	9/15/21		Field Oxidation Potential (Eh)		-162		mVolts	
OU4	W-4C	9/15/21		Field pH		8.71		Units	
OU4	W-4C	9/15/21		Field Specific Conductance		1803		umhos/cm	
OU4	W-4C	9/15/21		Field Temperature		22.2		Degrees C	
OU4	W-4C	12/8/21		1,1-Dichloroethane	<	0.5		ug/L	H
OU4	W-4C	12/8/21		1,1-Dichloroethene	<	0.5		ug/L	H
OU4	W-4C	12/8/21		1,1,1-Trichloroethane	<	0.5		ug/L	H
OU4	W-4C	12/8/21		1,1,2-Trichloroethane	<	0.5		ug/L	H
OU4	W-4C	12/8/21		1,1,2,2-Tetrachloroethane	<	0.5		ug/L	H
OU4	W-4C	12/8/21		1,2-Dichlorobenzene	<	0.5		ug/L	H
OU4	W-4C	12/8/21		1,2-Dichloroethane	<	0.5		ug/L	H
OU4	W-4C	12/8/21		1,2-Dichloroethene (total)	<	1		ug/L	H
OU4	W-4C	12/8/21		1,2-Dichloropropane	<	0.5		ug/L	H
OU4	W-4C	12/8/21		1,3-Dichlorobenzene	<	0.5		ug/L	H
OU4	W-4C	12/8/21		1,4-Dichlorobenzene	<	0.5		ug/L	H
OU4	W-4C	12/8/21		2-Chloroethylvinylether	<	1		ug/L	H
OU4	W-4C	12/8/21		Bromodichloromethane	<	0.5		ug/L	H
OU4	W-4C	12/8/21		Bromoform	<	0.5		ug/L	H
OU4	W-4C	12/8/21		Bromomethane	<	0.5		ug/L	H
OU4	W-4C	12/8/21		Carbon tetrachloride	<	0.5		ug/L	H
OU4	W-4C	12/8/21		Chlorobenzene	<	0.5		ug/L	H
OU4	W-4C	12/8/21		Chloroethane	<	0.5		ug/L	H
OU4	W-4C	12/8/21		Chloroform	<	0.5		ug/L	H
OU4	W-4C	12/8/21		Chloromethane	<	0.5		ug/L	H
OU4	W-4C	12/8/21		cis-1,2-Dichloroethene	<	0.5		ug/L	H
OU4	W-4C	12/8/21		cis-1,3-Dichloropropene	<	0.5		ug/L	H
OU4	W-4C	12/8/21		Dibromochloromethane	<	0.5		ug/L	H
OU4	W-4C	12/8/21		Dichlorodifluoromethane	<	0.5		ug/L	H
OU4	W-4C	12/8/21		Methylene chloride	<	0.5		ug/L	H
OU4	W-4C	12/8/21		Tetrachloroethene	<	0.5		ug/L	H
OU4	W-4C	12/8/21		trans-1,2-Dichloroethene	<	0.5		ug/L	H
OU4	W-4C	12/8/21		trans-1,3-Dichloropropene	<	0.5		ug/L	H
OU4	W-4C	12/8/21		Trichloroethene	<	0.5		ug/L	H
OU4	W-4C	12/8/21		Trichlorofluoromethane	<	0.5		ug/L	H
OU4	W-4C	12/8/21		Trichlorotrifluoroethane	<	0.5		ug/L	H
OU4	W-4C	12/8/21		Vinyl chloride	<	0.5		ug/L	H
OU4	W-4C	12/8/21		Field Oxidation Potential (Eh)		85		mVolts	
OU4	W-4C	12/8/21		Field pH		7.86		Units	
OU4	W-4C	12/8/21		Field Specific Conductance		1430		umhos/cm	
OU4	W-4C	12/8/21		Field Temperature		15.6		Degrees C	
OU4	W-6BD	3/9/21		Nitrate (as NO3)		0.76		mg/L	
OU4	W-6BD	3/9/21		1,1-Dichloroethane	<	0.5		ug/L	
OU4	W-6BD	3/9/21		1,1-Dichloroethene	<	0.5		ug/L	
OU4	W-6BD	3/9/21		1,1,1-Trichloroethane	<	0.5		ug/L	
OU4	W-6BD	3/9/21		1,1,2-Trichloroethane	<	0.5		ug/L	
OU4	W-6BD	3/9/21		1,1,2,2-Tetrachloroethane	<	0.5		ug/L	
OU4	W-6BD	3/9/21		1,2-Dichlorobenzene	<	0.5		ug/L	
OU4	W-6BD	3/9/21		1,2-Dichloroethane	<	0.5		ug/L	
OU4	W-6BD	3/9/21		1,2-Dichloroethene (total)	<	1		ug/L	
OU4	W-6BD	3/9/21		1,2-Dichloropropane	<	0.5		ug/L	
OU4	W-6BD	3/9/21		1,3-Dichlorobenzene	<	0.5		ug/L	
OU4	W-6BD	3/9/21		1,4-Dichlorobenzene	<	0.5		ug/L	

Attachment 1. Table 1. Groundwater analytical data, Site 300, 2021.

OU	Location	Date	Sample Type	Parameter	LOS Indicator	Result	Error	Units	QA Flag
OU4	W-6BD	3/9/21		2-Chloroethylvinylether	<	10		ug/L	
OU4	W-6BD	3/9/21		Bromodichloromethane	<	0.5		ug/L	
OU4	W-6BD	3/9/21		Bromoform	<	0.5		ug/L	
OU4	W-6BD	3/9/21		Bromomethane	<	1		ug/L	
OU4	W-6BD	3/9/21		Carbon tetrachloride	<	0.5		ug/L	
OU4	W-6BD	3/9/21		Chlorobenzene	<	0.5		ug/L	
OU4	W-6BD	3/9/21		Chloroethane	<	0.5		ug/L	
OU4	W-6BD	3/9/21		Chloroform	<	0.5		ug/L	
OU4	W-6BD	3/9/21		Chloromethane	<	0.5		ug/L	
OU4	W-6BD	3/9/21		cis-1,2-Dichloroethene	<	0.5		ug/L	
OU4	W-6BD	3/9/21		cis-1,3-Dichloropropene	<	0.5		ug/L	
OU4	W-6BD	3/9/21		Dibromochloromethane	<	0.5		ug/L	
OU4	W-6BD	3/9/21		Dichlorodifluoromethane	<	0.5		ug/L	
OU4	W-6BD	3/9/21		Methylene chloride	<	1		ug/L	
OU4	W-6BD	3/9/21		Tetrachloroethene	<	0.5		ug/L	
OU4	W-6BD	3/9/21		trans-1,2-Dichloroethene	<	0.5		ug/L	
OU4	W-6BD	3/9/21		trans-1,3-Dichloropropene	<	0.5		ug/L	
OU4	W-6BD	3/9/21		Trichloroethene	<	0.5		ug/L	
OU4	W-6BD	3/9/21		Trichlorofluoromethane	<	0.5		ug/L	
OU4	W-6BD	3/9/21		Trichlorotrifluoroethane	<	0.5		ug/L	
OU4	W-6BD	3/9/21		Vinyl chloride	<	0.5		ug/L	
OU4	W-6BD	3/9/21		Field Oxidation Potential (Eh)		160		mVolts	
OU4	W-6BD	3/9/21		Field pH		7.77		Units	
OU4	W-6BD	3/9/21		Field Specific Conductance		1338		umhos/cm	
OU4	W-6BD	3/9/21		Field Temperature		18.1		Degrees C	
OU4	W-6BS	3/9/21		Nitrate (as NO3)		36		mg/L	D
OU4	W-6BS	3/9/21		1,1-Dichloroethane	<	0.5		ug/L	
OU4	W-6BS	3/9/21		1,1-Dichloroethene	<	0.5		ug/L	
OU4	W-6BS	3/9/21		1,1,1-Trichloroethane	<	0.5		ug/L	
OU4	W-6BS	3/9/21		1,1,2-Trichloroethane	<	0.5		ug/L	
OU4	W-6BS	3/9/21		1,1,2,2-Tetrachloroethane	<	0.5		ug/L	
OU4	W-6BS	3/9/21		1,2-Dichlorobenzene	<	0.5		ug/L	
OU4	W-6BS	3/9/21		1,2-Dichloroethane	<	0.5		ug/L	
OU4	W-6BS	3/9/21		1,2-Dichloroethene (total)	<	1		ug/L	
OU4	W-6BS	3/9/21		1,2-Dichloropropane	<	0.5		ug/L	
OU4	W-6BS	3/9/21		1,3-Dichlorobenzene	<	0.5		ug/L	
OU4	W-6BS	3/9/21		1,4-Dichlorobenzene	<	0.5		ug/L	
OU4	W-6BS	3/9/21		2-Chloroethylvinylether	<	10		ug/L	
OU4	W-6BS	3/9/21		Bromodichloromethane	<	0.5		ug/L	
OU4	W-6BS	3/9/21		Bromoform	<	0.5		ug/L	
OU4	W-6BS	3/9/21		Bromomethane	<	1		ug/L	
OU4	W-6BS	3/9/21		Carbon tetrachloride	<	0.5		ug/L	
OU4	W-6BS	3/9/21		Chlorobenzene	<	0.5		ug/L	
OU4	W-6BS	3/9/21		Chloroethane	<	0.5		ug/L	
OU4	W-6BS	3/9/21		Chloroform	<	0.5		ug/L	
OU4	W-6BS	3/9/21		Chloromethane	<	0.5		ug/L	
OU4	W-6BS	3/9/21		cis-1,2-Dichloroethene	<	0.5		ug/L	
OU4	W-6BS	3/9/21		cis-1,3-Dichloropropene	<	0.5		ug/L	
OU4	W-6BS	3/9/21		Dibromochloromethane	<	0.5		ug/L	
OU4	W-6BS	3/9/21		Dichlorodifluoromethane	<	0.5		ug/L	
OU4	W-6BS	3/9/21		Methylene chloride	<	1		ug/L	
OU4	W-6BS	3/9/21		Tetrachloroethene	<	0.5		ug/L	
OU4	W-6BS	3/9/21		trans-1,2-Dichloroethene	<	0.5		ug/L	
OU4	W-6BS	3/9/21		trans-1,3-Dichloropropene	<	0.5		ug/L	
OU4	W-6BS	3/9/21		Trichloroethene		14		ug/L	
OU4	W-6BS	3/9/21		Trichlorofluoromethane	<	0.5		ug/L	
OU4	W-6BS	3/9/21		Trichlorotrifluoroethane	<	0.5		ug/L	
OU4	W-6BS	3/9/21		Vinyl chloride	<	0.5		ug/L	
OU4	W-6BS	3/9/21		Field Oxidation Potential (Eh)		81		mVolts	
OU4	W-6BS	3/9/21		Field pH		7.44		Units	
OU4	W-6BS	3/9/21		Field Specific Conductance		1647		umhos/cm	
OU4	W-6BS	3/9/21		Field Temperature		18.1		Degrees C	
OU4	W-6BS	9/15/21		1,1-Dichloroethane	<	0.5		ug/L	
OU4	W-6BS	9/15/21		1,1-Dichloroethene	<	0.5		ug/L	
OU4	W-6BS	9/15/21		1,1,1-Trichloroethane	<	0.5		ug/L	
OU4	W-6BS	9/15/21		1,1,2-Trichloroethane	<	0.5		ug/L	

Attachment 1. Table 1. Groundwater analytical data, Site 300, 2021.

OU	Location	Date	Sample Type	Parameter	LOS Indicator	Result	Error	Units	QA Flag
OU4	W-6BS	9/15/21		1,1,2,2-Tetrachloroethane	<	0.5		ug/L	
OU4	W-6BS	9/15/21		1,2-Dichlorobenzene	<	0.5		ug/L	
OU4	W-6BS	9/15/21		1,2-Dichloroethane	<	0.5		ug/L	
OU4	W-6BS	9/15/21		1,2-Dichloroethene (total)	<	1		ug/L	
OU4	W-6BS	9/15/21		1,2-Dichloropropane	<	0.5		ug/L	
OU4	W-6BS	9/15/21		1,3-Dichlorobenzene	<	0.5		ug/L	
OU4	W-6BS	9/15/21		1,4-Dichlorobenzene	<	0.5		ug/L	
OU4	W-6BS	9/15/21		2-Chloroethylvinylether	<	10		ug/L	
OU4	W-6BS	9/15/21		Bromodichloromethane	<	0.5		ug/L	
OU4	W-6BS	9/15/21		Bromoform	<	0.5		ug/L	
OU4	W-6BS	9/15/21		Bromomethane	<	1		ug/L	
OU4	W-6BS	9/15/21		Carbon tetrachloride	<	0.5		ug/L	
OU4	W-6BS	9/15/21		Chlorobenzene	<	0.5		ug/L	
OU4	W-6BS	9/15/21		Chloroethane	<	0.5		ug/L	
OU4	W-6BS	9/15/21		Chloroform	<	0.5		ug/L	
OU4	W-6BS	9/15/21		Chloromethane	<	0.5		ug/L	
OU4	W-6BS	9/15/21		cis-1,2-Dichloroethene	<	0.5		ug/L	
OU4	W-6BS	9/15/21		cis-1,3-Dichloropropene	<	0.5		ug/L	
OU4	W-6BS	9/15/21		Dibromochloromethane	<	0.5		ug/L	
OU4	W-6BS	9/15/21		Dichlorodifluoromethane	<	0.5		ug/L	
OU4	W-6BS	9/15/21		Methylene chloride	<	1		ug/L	
OU4	W-6BS	9/15/21		Tetrachloroethene	<	0.5		ug/L	
OU4	W-6BS	9/15/21		trans-1,2-Dichloroethene	<	0.5		ug/L	
OU4	W-6BS	9/15/21		trans-1,3-Dichloropropene	<	0.5		ug/L	
OU4	W-6BS	9/15/21		Trichloroethene		12		ug/L	
OU4	W-6BS	9/15/21		Trichlorofluoromethane	<	0.5		ug/L	
OU4	W-6BS	9/15/21		Trichlorotrifluoroethane	<	0.5		ug/L	
OU4	W-6BS	9/15/21		Vinyl chloride	<	0.5		ug/L	
OU4	W-6BS	9/15/21		Field Oxidation Potential (Eh)		50		mVolts	
OU4	W-6BS	9/15/21		Field pH		7.63		Units	
OU4	W-6BS	9/15/21		Field Specific Conductance		1616		umhos/cm	
OU4	W-6BS	9/15/21		Field Temperature		20.2		Degrees C	
OU4	W-6CD	3/10/21		1,1-Dichloroethane	<	0.5		ug/L	
OU4	W-6CD	3/10/21		1,1-Dichloroethene	<	0.5		ug/L	
OU4	W-6CD	3/10/21		1,1,1-Trichloroethane	<	0.5		ug/L	
OU4	W-6CD	3/10/21		1,1,2-Trichloroethane	<	0.5		ug/L	
OU4	W-6CD	3/10/21		1,1,2,2-Tetrachloroethane	<	0.5		ug/L	
OU4	W-6CD	3/10/21		1,2-Dichlorobenzene	<	0.5		ug/L	
OU4	W-6CD	3/10/21		1,2-Dichloroethane	<	0.5		ug/L	
OU4	W-6CD	3/10/21		1,2-Dichloroethene (total)	<	1		ug/L	
OU4	W-6CD	3/10/21		1,2-Dichloropropane	<	0.5		ug/L	
OU4	W-6CD	3/10/21		1,3-Dichlorobenzene	<	0.5		ug/L	
OU4	W-6CD	3/10/21		1,4-Dichlorobenzene	<	0.5		ug/L	
OU4	W-6CD	3/10/21		2-Chloroethylvinylether	<	10		ug/L	
OU4	W-6CD	3/10/21		Bromodichloromethane	<	0.5		ug/L	
OU4	W-6CD	3/10/21		Bromoform	<	0.5		ug/L	
OU4	W-6CD	3/10/21		Bromomethane	<	1		ug/L	
OU4	W-6CD	3/10/21		Carbon tetrachloride	<	0.5		ug/L	
OU4	W-6CD	3/10/21		Chlorobenzene	<	0.5		ug/L	
OU4	W-6CD	3/10/21		Chloroethane	<	0.5		ug/L	
OU4	W-6CD	3/10/21		Chloroform	<	0.5		ug/L	
OU4	W-6CD	3/10/21		Chloromethane	<	0.5		ug/L	
OU4	W-6CD	3/10/21		cis-1,2-Dichloroethene	<	0.5		ug/L	
OU4	W-6CD	3/10/21		cis-1,3-Dichloropropene	<	0.5		ug/L	
OU4	W-6CD	3/10/21		Dibromochloromethane	<	0.5		ug/L	
OU4	W-6CD	3/10/21		Dichlorodifluoromethane	<	0.5		ug/L	
OU4	W-6CD	3/10/21		Methylene chloride	<	1		ug/L	
OU4	W-6CD	3/10/21		Tetrachloroethene	<	0.5		ug/L	
OU4	W-6CD	3/10/21		trans-1,2-Dichloroethene	<	0.5		ug/L	
OU4	W-6CD	3/10/21		trans-1,3-Dichloropropene	<	0.5		ug/L	
OU4	W-6CD	3/10/21		Trichloroethene		1		ug/L	
OU4	W-6CD	3/10/21		Trichlorofluoromethane	<	0.5		ug/L	
OU4	W-6CD	3/10/21		Trichlorotrifluoroethane	<	0.5		ug/L	
OU4	W-6CD	3/10/21		Vinyl chloride	<	0.5		ug/L	
OU4	W-6CD	3/10/21		Field Oxidation Potential (Eh)		-146		mVolts	
OU4	W-6CD	3/10/21		Field pH		8.41		Units	

Attachment 1. Table 1. Groundwater analytical data, Site 300, 2021.

OU	Location	Date	Sample Type	Parameter	LOS Indicator	Result	Error	Units	QA Flag
OU4	W-6CD	3/10/21		Field Specific Conductance		1401		umhos/cm	
OU4	W-6CD	3/10/21		Field Temperature		20.6		Degrees C	
OU4	W-6CD	3/10/21	DUP	1,1-Dichloroethane	<	0.5		ug/L	
OU4	W-6CD	3/10/21	DUP	1,1-Dichloroethene	<	0.5		ug/L	
OU4	W-6CD	3/10/21	DUP	1,1,1-Trichloroethane	<	0.5		ug/L	
OU4	W-6CD	3/10/21	DUP	1,1,2-Trichloroethane	<	0.5		ug/L	
OU4	W-6CD	3/10/21	DUP	1,1,2,2-Tetrachloroethane	<	0.5		ug/L	
OU4	W-6CD	3/10/21	DUP	1,2-Dichlorobenzene	<	0.5		ug/L	
OU4	W-6CD	3/10/21	DUP	1,2-Dichloroethane	<	0.5		ug/L	
OU4	W-6CD	3/10/21	DUP	1,2-Dichloroethene (total)	<	1		ug/L	
OU4	W-6CD	3/10/21	DUP	1,2-Dichloropropane	<	0.5		ug/L	
OU4	W-6CD	3/10/21	DUP	1,3-Dichlorobenzene	<	0.5		ug/L	
OU4	W-6CD	3/10/21	DUP	1,4-Dichlorobenzene	<	0.5		ug/L	
OU4	W-6CD	3/10/21	DUP	2-Chloroethylvinylether	<	1		ug/L	
OU4	W-6CD	3/10/21	DUP	Bromodichloromethane	<	0.5		ug/L	
OU4	W-6CD	3/10/21	DUP	Bromoform	<	0.5		ug/L	
OU4	W-6CD	3/10/21	DUP	Bromomethane	<	0.5		ug/L	
OU4	W-6CD	3/10/21	DUP	Carbon tetrachloride	<	0.5		ug/L	
OU4	W-6CD	3/10/21	DUP	Chlorobenzene	<	0.5		ug/L	
OU4	W-6CD	3/10/21	DUP	Chloroethane	<	0.5		ug/L	
OU4	W-6CD	3/10/21	DUP	Chloroform	<	0.5		ug/L	
OU4	W-6CD	3/10/21	DUP	Chloromethane	<	0.5		ug/L	
OU4	W-6CD	3/10/21	DUP	cis-1,2-Dichloroethene	<	0.5		ug/L	
OU4	W-6CD	3/10/21	DUP	cis-1,3-Dichloropropene	<	0.5		ug/L	
OU4	W-6CD	3/10/21	DUP	Dibromochloromethane	<	0.5		ug/L	
OU4	W-6CD	3/10/21	DUP	Dichlorodifluoromethane	<	0.5		ug/L	
OU4	W-6CD	3/10/21	DUP	Methylene chloride	<	0.5		ug/L	
OU4	W-6CD	3/10/21	DUP	Tetrachloroethene	<	0.5		ug/L	
OU4	W-6CD	3/10/21	DUP	trans-1,2-Dichloroethene	<	0.5		ug/L	
OU4	W-6CD	3/10/21	DUP	trans-1,3-Dichloropropene	<	0.5		ug/L	
OU4	W-6CD	3/10/21	DUP	Trichloroethene	<	0.5		ug/L	
OU4	W-6CD	3/10/21	DUP	Trichlorofluoromethane	<	0.5		ug/L	
OU4	W-6CD	3/10/21	DUP	Trichlorotrifluoroethane	<	0.5		ug/L	
OU4	W-6CD	3/10/21	DUP	Vinyl chloride	<	0.5		ug/L	
OU4	W-6CI	3/10/21		Nitrate (as NO3)	<	0.5		mg/L	
OU4	W-6CI	3/10/21		Perchlorate	<	4		ug/L	
OU4	W-6CI	3/10/21		1,1-Dichloroethane	<	0.5		ug/L	
OU4	W-6CI	3/10/21		1,1-Dichloroethene	<	0.5		ug/L	
OU4	W-6CI	3/10/21		1,1,1-Trichloroethane	<	0.5		ug/L	
OU4	W-6CI	3/10/21		1,1,2-Trichloroethane	<	0.5		ug/L	
OU4	W-6CI	3/10/21		1,1,2,2-Tetrachloroethane	<	0.5		ug/L	
OU4	W-6CI	3/10/21		1,2-Dichlorobenzene	<	0.5		ug/L	
OU4	W-6CI	3/10/21		1,2-Dichloroethane	<	0.5		ug/L	
OU4	W-6CI	3/10/21		1,2-Dichloroethene (total)	<	1		ug/L	
OU4	W-6CI	3/10/21		1,2-Dichloropropane	<	0.5		ug/L	
OU4	W-6CI	3/10/21		1,3-Dichlorobenzene	<	0.5		ug/L	
OU4	W-6CI	3/10/21		1,4-Dichlorobenzene	<	0.5		ug/L	
OU4	W-6CI	3/10/21		2-Chloroethylvinylether	<	10		ug/L	
OU4	W-6CI	3/10/21		Bromodichloromethane	<	0.5		ug/L	
OU4	W-6CI	3/10/21		Bromoform	<	0.5		ug/L	
OU4	W-6CI	3/10/21		Bromomethane	<	1		ug/L	
OU4	W-6CI	3/10/21		Carbon tetrachloride	<	0.5		ug/L	
OU4	W-6CI	3/10/21		Chlorobenzene	<	0.5		ug/L	
OU4	W-6CI	3/10/21		Chloroethane	<	0.5		ug/L	
OU4	W-6CI	3/10/21		Chloroform	<	0.5		ug/L	
OU4	W-6CI	3/10/21		Chloromethane	<	0.5		ug/L	
OU4	W-6CI	3/10/21		cis-1,2-Dichloroethene	<	0.5		ug/L	
OU4	W-6CI	3/10/21		cis-1,3-Dichloropropene	<	0.5		ug/L	
OU4	W-6CI	3/10/21		Dibromochloromethane	<	0.5		ug/L	
OU4	W-6CI	3/10/21		Dichlorodifluoromethane	<	0.5		ug/L	
OU4	W-6CI	3/10/21		Methylene chloride	<	1		ug/L	
OU4	W-6CI	3/10/21		Tetrachloroethene	<	0.5		ug/L	
OU4	W-6CI	3/10/21		trans-1,2-Dichloroethene	<	0.5		ug/L	
OU4	W-6CI	3/10/21		trans-1,3-Dichloropropene	<	0.5		ug/L	
OU4	W-6CI	3/10/21		Trichloroethene	<	0.5		ug/L	
OU4	W-6CI	3/10/21		Trichlorofluoromethane	<	0.5		ug/L	

Attachment 1. Table 1. Groundwater analytical data, Site 300, 2021.

OU	Location	Date	Sample Type	Parameter	LOS Indicator	Result	Error	Units	QA Flag
OU4	W-6CI	3/10/21		Trichlorotrifluoroethane	<	0.5		ug/L	
OU4	W-6CI	3/10/21		Vinyl chloride	<	0.5		ug/L	
OU4	W-6CI	3/10/21		1,3-Dinitrobenzene	<	2		ug/L	
OU4	W-6CI	3/10/21		1,3,5-Trinitrobenzene	<	2		ug/L	
OU4	W-6CI	3/10/21		2-Amino-4,6-dinitrotoluene	<	2		ug/L	
OU4	W-6CI	3/10/21		2-Nitrotoluene	<	2		ug/L	
OU4	W-6CI	3/10/21		2,4-Dinitrotoluene	<	2		ug/L	
OU4	W-6CI	3/10/21		2,6-Dinitrotoluene	<	2		ug/L	
OU4	W-6CI	3/10/21		3-Nitrotoluene	<	2		ug/L	
OU4	W-6CI	3/10/21		4-Amino-2,6-dinitrotoluene	<	2		ug/L	
OU4	W-6CI	3/10/21		4-Nitrotoluene	<	2		ug/L	
OU4	W-6CI	3/10/21		HMX	<	1		ug/L	
OU4	W-6CI	3/10/21		Nitrobenzene	<	2		ug/L	
OU4	W-6CI	3/10/21		RDX	<	1		ug/L	
OU4	W-6CI	3/10/21		TNT	<	2		ug/L	
OU4	W-6CI	3/10/21		Field Oxidation Potential (Eh)		-15		mVolts	
OU4	W-6CI	3/10/21		Field pH		8.11		Units	
OU4	W-6CI	3/10/21		Field Specific Conductance		1456		umhos/cm	
OU4	W-6CI	3/10/21		Field Temperature		19.4		Degrees C	
OU4	W-6CS	3/9/21		Nitrate (as NO3)		710		mg/L	D
OU4	W-6CS	3/9/21		Perchlorate		5.2		ug/L	
OU4	W-6CS	3/9/21		1,1-Dichloroethane	<	0.5		ug/L	
OU4	W-6CS	3/9/21		1,1-Dichloroethene	<	0.5		ug/L	
OU4	W-6CS	3/9/21		1,1,1-Trichloroethane	<	0.5		ug/L	
OU4	W-6CS	3/9/21		1,1,2-Trichloroethane	<	0.5		ug/L	
OU4	W-6CS	3/9/21		1,1,2,2-Tetrachloroethane	<	0.5		ug/L	
OU4	W-6CS	3/9/21		1,2-Dichlorobenzene	<	0.5		ug/L	
OU4	W-6CS	3/9/21		1,2-Dichloroethane	<	0.5		ug/L	
OU4	W-6CS	3/9/21		1,2-Dichloroethene (total)	<	1		ug/L	
OU4	W-6CS	3/9/21		1,2-Dichloropropane	<	0.5		ug/L	
OU4	W-6CS	3/9/21		1,3-Dichlorobenzene	<	0.5		ug/L	
OU4	W-6CS	3/9/21		1,4-Dichlorobenzene	<	0.5		ug/L	
OU4	W-6CS	3/9/21		2-Chloroethylvinylether	<	10		ug/L	
OU4	W-6CS	3/9/21		Bromodichloromethane	<	0.5		ug/L	
OU4	W-6CS	3/9/21		Bromoform	<	0.5		ug/L	
OU4	W-6CS	3/9/21		Bromomethane	<	1		ug/L	
OU4	W-6CS	3/9/21		Carbon tetrachloride	<	0.5		ug/L	
OU4	W-6CS	3/9/21		Chlorobenzene	<	0.5		ug/L	
OU4	W-6CS	3/9/21		Chloroethane	<	0.5		ug/L	
OU4	W-6CS	3/9/21		Chloroform	<	0.5		ug/L	
OU4	W-6CS	3/9/21		Chloromethane	<	0.5		ug/L	
OU4	W-6CS	3/9/21		cis-1,2-Dichloroethene	<	0.5		ug/L	
OU4	W-6CS	3/9/21		cis-1,3-Dichloropropene	<	0.5		ug/L	
OU4	W-6CS	3/9/21		Dibromochloromethane	<	0.5		ug/L	
OU4	W-6CS	3/9/21		Dichlorodifluoromethane	<	0.5		ug/L	
OU4	W-6CS	3/9/21		Methylene chloride	<	1		ug/L	
OU4	W-6CS	3/9/21		Tetrachloroethene	<	0.5		ug/L	
OU4	W-6CS	3/9/21		trans-1,2-Dichloroethene	<	0.5		ug/L	
OU4	W-6CS	3/9/21		trans-1,3-Dichloropropene	<	0.5		ug/L	
OU4	W-6CS	3/9/21		Trichloroethene	<	0.5		ug/L	
OU4	W-6CS	3/9/21		Trichlorofluoromethane	<	0.5		ug/L	
OU4	W-6CS	3/9/21		Trichlorotrifluoroethane	<	0.5		ug/L	
OU4	W-6CS	3/9/21		Vinyl chloride	<	0.5		ug/L	
OU4	W-6CS	3/9/21		1,3-Dinitrobenzene	<	2		ug/L	
OU4	W-6CS	3/9/21		1,3,5-Trinitrobenzene	<	2		ug/L	
OU4	W-6CS	3/9/21		2-Amino-4,6-dinitrotoluene	<	2		ug/L	
OU4	W-6CS	3/9/21		2-Nitrotoluene	<	2		ug/L	
OU4	W-6CS	3/9/21		2,4-Dinitrotoluene	<	2		ug/L	
OU4	W-6CS	3/9/21		2,6-Dinitrotoluene	<	2		ug/L	
OU4	W-6CS	3/9/21		3-Nitrotoluene	<	2		ug/L	
OU4	W-6CS	3/9/21		4-Amino-2,6-dinitrotoluene	<	2		ug/L	
OU4	W-6CS	3/9/21		4-Nitrotoluene	<	2		ug/L	
OU4	W-6CS	3/9/21		HMX	<	1		ug/L	
OU4	W-6CS	3/9/21		Nitrobenzene	<	2		ug/L	
OU4	W-6CS	3/9/21		RDX	<	1		ug/L	
OU4	W-6CS	3/9/21		TNT	<	2		ug/L	

Attachment 1. Table 1. Groundwater analytical data, Site 300, 2021.

OU	Location	Date	Sample Type	Parameter	LOS Indicator	Result	Error	Units	QA Flag
OU4	W-6CS	3/9/21		Field Oxidation Potential (Eh)		304		mVolts	
OU4	W-6CS	3/9/21		Field pH		7.72		Units	
OU4	W-6CS	3/9/21		Field Specific Conductance		4033		umhos/cm	
OU4	W-6CS	3/9/21		Field Temperature		19.1		Degrees C	
OU4	W-6CS	3/9/21	DUP	Nitrate (as NO3)		660		mg/L	DJ
OU4	W-6CS	3/9/21	DUP	Perchlorate	<	20		ug/L	D
OU4	W-6CS	3/9/21	DUP	1,1-Dichloroethane	<	0.5		ug/L	
OU4	W-6CS	3/9/21	DUP	1,1-Dichloroethene	<	0.5		ug/L	
OU4	W-6CS	3/9/21	DUP	1,1,1-Trichloroethane	<	0.5		ug/L	
OU4	W-6CS	3/9/21	DUP	1,1,2-Trichloroethane	<	0.5		ug/L	
OU4	W-6CS	3/9/21	DUP	1,1,2,2-Tetrachloroethane	<	0.5		ug/L	
OU4	W-6CS	3/9/21	DUP	1,2-Dichlorobenzene	<	0.5		ug/L	
OU4	W-6CS	3/9/21	DUP	1,2-Dichloroethane	<	0.5		ug/L	
OU4	W-6CS	3/9/21	DUP	1,2-Dichloroethene (total)	<	1		ug/L	
OU4	W-6CS	3/9/21	DUP	1,2-Dichloropropane	<	0.5		ug/L	
OU4	W-6CS	3/9/21	DUP	1,3-Dichlorobenzene	<	0.5		ug/L	
OU4	W-6CS	3/9/21	DUP	1,4-Dichlorobenzene	<	0.5		ug/L	
OU4	W-6CS	3/9/21	DUP	2-Chloroethylvinylether	<	1		ug/L	
OU4	W-6CS	3/9/21	DUP	Bromodichloromethane	<	0.5		ug/L	
OU4	W-6CS	3/9/21	DUP	Bromoform	<	0.5		ug/L	
OU4	W-6CS	3/9/21	DUP	Bromomethane	<	0.5		ug/L	
OU4	W-6CS	3/9/21	DUP	Carbon tetrachloride	<	0.5		ug/L	
OU4	W-6CS	3/9/21	DUP	Chlorobenzene	<	0.5		ug/L	
OU4	W-6CS	3/9/21	DUP	Chloroethane	<	0.5		ug/L	
OU4	W-6CS	3/9/21	DUP	Chloroform	<	0.5		ug/L	
OU4	W-6CS	3/9/21	DUP	Chloromethane	<	0.5		ug/L	
OU4	W-6CS	3/9/21	DUP	cis-1,2-Dichloroethene	<	0.5		ug/L	
OU4	W-6CS	3/9/21	DUP	cis-1,3-Dichloropropene	<	0.5		ug/L	
OU4	W-6CS	3/9/21	DUP	Dibromochloromethane	<	0.5		ug/L	
OU4	W-6CS	3/9/21	DUP	Dichlorodifluoromethane	<	0.5		ug/L	
OU4	W-6CS	3/9/21	DUP	Methylene chloride	<	0.5		ug/L	
OU4	W-6CS	3/9/21	DUP	Tetrachloroethene	<	0.5		ug/L	
OU4	W-6CS	3/9/21	DUP	trans-1,2-Dichloroethene	<	0.5		ug/L	
OU4	W-6CS	3/9/21	DUP	trans-1,3-Dichloropropene	<	0.5		ug/L	
OU4	W-6CS	3/9/21	DUP	Trichloroethene	<	0.5		ug/L	
OU4	W-6CS	3/9/21	DUP	Trichlorofluoromethane	<	0.5		ug/L	
OU4	W-6CS	3/9/21	DUP	Trichlorotrifluoroethane	<	0.5		ug/L	
OU4	W-6CS	3/9/21	DUP	Vinyl chloride	<	0.5		ug/L	
OU4	W-6CS	3/9/21	DUP	1,3-Dinitrobenzene	<	2		ug/L	
OU4	W-6CS	3/9/21	DUP	1,3,5-Trinitrobenzene	<	2		ug/L	
OU4	W-6CS	3/9/21	DUP	2-Amino-4,6-dinitrotoluene	<	2		ug/L	
OU4	W-6CS	3/9/21	DUP	2-Nitrotoluene	<	2		ug/L	
OU4	W-6CS	3/9/21	DUP	2,4-Dinitrotoluene	<	2		ug/L	
OU4	W-6CS	3/9/21	DUP	2,6-Dinitrotoluene	<	2		ug/L	
OU4	W-6CS	3/9/21	DUP	3-Nitrotoluene	<	2		ug/L	
OU4	W-6CS	3/9/21	DUP	4-Amino-2,6-dinitrotoluene	<	2		ug/L	
OU4	W-6CS	3/9/21	DUP	4-Nitrotoluene	<	2		ug/L	
OU4	W-6CS	3/9/21	DUP	HMX	<	1		ug/L	
OU4	W-6CS	3/9/21	DUP	Nitrobenzene	<	2		ug/L	
OU4	W-6CS	3/9/21	DUP	RDX	<	1		ug/L	
OU4	W-6CS	3/9/21	DUP	TNT	<	2		ug/L	
OU4	W-6CS	9/20/21		1,1-Dichloroethane	<	0.5		ug/L	
OU4	W-6CS	9/20/21		1,1-Dichloroethene	<	0.5		ug/L	
OU4	W-6CS	9/20/21		1,1,1-Trichloroethane	<	0.5		ug/L	
OU4	W-6CS	9/20/21		1,1,2-Trichloroethane	<	0.5		ug/L	
OU4	W-6CS	9/20/21		1,1,2,2-Tetrachloroethane	<	0.5		ug/L	
OU4	W-6CS	9/20/21		1,2-Dichlorobenzene	<	0.5		ug/L	
OU4	W-6CS	9/20/21		1,2-Dichloroethane	<	0.5		ug/L	
OU4	W-6CS	9/20/21		1,2-Dichloroethene (total)	<	1		ug/L	
OU4	W-6CS	9/20/21		1,2-Dichloropropane	<	0.5		ug/L	
OU4	W-6CS	9/20/21		1,3-Dichlorobenzene	<	0.5		ug/L	
OU4	W-6CS	9/20/21		1,4-Dichlorobenzene	<	0.5		ug/L	
OU4	W-6CS	9/20/21		2-Chloroethylvinylether	<	10		ug/L	
OU4	W-6CS	9/20/21		Bromodichloromethane	<	0.5		ug/L	
OU4	W-6CS	9/20/21		Bromoform	<	0.5		ug/L	
OU4	W-6CS	9/20/21		Bromomethane	<	1		ug/L	

Attachment 1. Table 1. Groundwater analytical data, Site 300, 2021.

OU	Location	Date	Sample Type	Parameter	LOS Indicator	Result	Error	Units	QA Flag
OU4	W-6CS	9/20/21		Carbon tetrachloride	<	0.5		ug/L	
OU4	W-6CS	9/20/21		Chlorobenzene	<	0.5		ug/L	
OU4	W-6CS	9/20/21		Chloroethane	<	0.5		ug/L	
OU4	W-6CS	9/20/21		Chloroform	<	0.5		ug/L	
OU4	W-6CS	9/20/21		Chloromethane	<	0.5		ug/L	
OU4	W-6CS	9/20/21		cis-1,2-Dichloroethene	<	0.5		ug/L	
OU4	W-6CS	9/20/21		cis-1,3-Dichloropropene	<	0.5		ug/L	
OU4	W-6CS	9/20/21		Dibromochloromethane	<	0.5		ug/L	
OU4	W-6CS	9/20/21		Dichlorodifluoromethane	<	0.5		ug/L	
OU4	W-6CS	9/20/21		Methylene chloride	<	1		ug/L	
OU4	W-6CS	9/20/21		Tetrachloroethene	<	0.5		ug/L	
OU4	W-6CS	9/20/21		trans-1,2-Dichloroethene	<	0.5		ug/L	
OU4	W-6CS	9/20/21		trans-1,3-Dichloropropene	<	0.5		ug/L	
OU4	W-6CS	9/20/21		Trichloroethene	<	0.5		ug/L	
OU4	W-6CS	9/20/21		Trichlorofluoromethane	<	0.5		ug/L	
OU4	W-6CS	9/20/21		Trichlorotrifluoroethane	<	0.5		ug/L	
OU4	W-6CS	9/20/21		Vinyl chloride	<	0.5		ug/L	
OU4	W-6CS	9/20/21		Field Oxidation Potential (Eh)		85		mVolts	
OU4	W-6CS	9/20/21		Field pH		7.66		Units	
OU4	W-6CS	9/20/21		Field Specific Conductance		3957		umhos/cm	
OU4	W-6CS	9/20/21		Field Temperature		21.5		Degrees C	
OU4	W-6EI	2/22/21		Nitrate (as NO3)	<	0.5		mg/L	
OU4	W-6EI	2/22/21		Perchlorate	<	4		ug/L	
OU4	W-6EI	2/22/21		1,1-Dichloroethane	<	0.5		ug/L	
OU4	W-6EI	2/22/21		1,1-Dichloroethene	<	0.5		ug/L	
OU4	W-6EI	2/22/21		1,1,1-Trichloroethane	<	0.5		ug/L	
OU4	W-6EI	2/22/21		1,1,2-Trichloroethane	<	0.5		ug/L	
OU4	W-6EI	2/22/21		1,1,2,2-Tetrachloroethane	<	0.5		ug/L	
OU4	W-6EI	2/22/21		1,2-Dichlorobenzene	<	0.5		ug/L	
OU4	W-6EI	2/22/21		1,2-Dichloroethane	<	0.5		ug/L	
OU4	W-6EI	2/22/21		1,2-Dichloroethene (total)	<	1		ug/L	
OU4	W-6EI	2/22/21		1,2-Dichloropropane	<	0.5		ug/L	
OU4	W-6EI	2/22/21		1,3-Dichlorobenzene	<	0.5		ug/L	
OU4	W-6EI	2/22/21		1,4-Dichlorobenzene	<	0.5		ug/L	
OU4	W-6EI	2/22/21		2-Chloroethylvinylether	<	10		ug/L	
OU4	W-6EI	2/22/21		Bromodichloromethane	<	0.5		ug/L	
OU4	W-6EI	2/22/21		Bromoform	<	0.5		ug/L	
OU4	W-6EI	2/22/21		Bromomethane	<	1		ug/L	
OU4	W-6EI	2/22/21		Carbon tetrachloride	<	0.5		ug/L	
OU4	W-6EI	2/22/21		Chlorobenzene	<	0.5		ug/L	
OU4	W-6EI	2/22/21		Chloroethane	<	0.5		ug/L	
OU4	W-6EI	2/22/21		Chloroform	<	0.5		ug/L	
OU4	W-6EI	2/22/21		Chloromethane	<	0.5		ug/L	
OU4	W-6EI	2/22/21		cis-1,2-Dichloroethene	<	0.5		ug/L	
OU4	W-6EI	2/22/21		cis-1,3-Dichloropropene	<	0.5		ug/L	
OU4	W-6EI	2/22/21		Dibromochloromethane	<	0.5		ug/L	
OU4	W-6EI	2/22/21		Dichlorodifluoromethane	<	0.5		ug/L	
OU4	W-6EI	2/22/21		Methylene chloride	<	1		ug/L	
OU4	W-6EI	2/22/21		Tetrachloroethene	<	0.5		ug/L	
OU4	W-6EI	2/22/21		trans-1,2-Dichloroethene	<	0.5		ug/L	
OU4	W-6EI	2/22/21		trans-1,3-Dichloropropene	<	0.5		ug/L	
OU4	W-6EI	2/22/21		Trichloroethene		3.2		ug/L	
OU4	W-6EI	2/22/21		Trichlorofluoromethane	<	0.5		ug/L	
OU4	W-6EI	2/22/21		Trichlorotrifluoroethane	<	0.5		ug/L	
OU4	W-6EI	2/22/21		Vinyl chloride	<	0.5		ug/L	
OU4	W-6EI	2/22/21		1,3-Dinitrobenzene	<	2.3		ug/L	D
OU4	W-6EI	2/22/21		1,3,5-Trinitrobenzene	<	2.3		ug/L	D
OU4	W-6EI	2/22/21		2-Amino-4,6-dinitrotoluene	<	2.3		ug/L	D
OU4	W-6EI	2/22/21		2-Nitrotoluene	<	2.3		ug/L	D
OU4	W-6EI	2/22/21		2,4-Dinitrotoluene	<	2.3		ug/L	D
OU4	W-6EI	2/22/21		2,6-Dinitrotoluene	<	2.3		ug/L	D
OU4	W-6EI	2/22/21		3-Nitrotoluene	<	2.3		ug/L	D
OU4	W-6EI	2/22/21		4-Amino-2,6-dinitrotoluene	<	2.3		ug/L	D
OU4	W-6EI	2/22/21		4-Nitrotoluene	<	2.3		ug/L	D
OU4	W-6EI	2/22/21		HMX	<	1.2		ug/L	D
OU4	W-6EI	2/22/21		Nitrobenzene	<	2.3		ug/L	D

Attachment 1. Table 1. Groundwater analytical data, Site 300, 2021.

OU	Location	Date	Sample Type	Parameter	LOS Indicator	Result	Error	Units	QA Flag
OU4	W-6EI	2/22/21		RDX	<	1.2		ug/L	D
OU4	W-6EI	2/22/21		Tetryl	<	2.3		ug/L	D
OU4	W-6EI	2/22/21		TNT	<	2.3		ug/L	D
OU4	W-6EI	9/1/21		1,1-Dichloroethane	<	0.5		ug/L	
OU4	W-6EI	9/1/21		1,1-Dichloroethene	<	0.5		ug/L	
OU4	W-6EI	9/1/21		1,1,1-Trichloroethane	<	0.5		ug/L	
OU4	W-6EI	9/1/21		1,1,2-Trichloroethane	<	0.5		ug/L	
OU4	W-6EI	9/1/21		1,1,2,2-Tetrachloroethane	<	0.5		ug/L	
OU4	W-6EI	9/1/21		1,2-Dichlorobenzene	<	0.5		ug/L	
OU4	W-6EI	9/1/21		1,2-Dichloroethane	<	0.5		ug/L	
OU4	W-6EI	9/1/21		1,2-Dichloroethene (total)	<	1		ug/L	
OU4	W-6EI	9/1/21		1,2-Dichloropropane	<	0.5		ug/L	
OU4	W-6EI	9/1/21		1,3-Dichlorobenzene	<	0.5		ug/L	
OU4	W-6EI	9/1/21		1,4-Dichlorobenzene	<	0.5		ug/L	
OU4	W-6EI	9/1/21		2-Chloroethylvinylether	<	10		ug/L	
OU4	W-6EI	9/1/21		Bromodichloromethane	<	0.5		ug/L	
OU4	W-6EI	9/1/21		Bromoform	<	0.5		ug/L	
OU4	W-6EI	9/1/21		Bromomethane	<	1		ug/L	
OU4	W-6EI	9/1/21		Carbon tetrachloride	<	0.5		ug/L	
OU4	W-6EI	9/1/21		Chlorobenzene	<	0.5		ug/L	
OU4	W-6EI	9/1/21		Chloroethane	<	0.5		ug/L	
OU4	W-6EI	9/1/21		Chloroform	<	0.5		ug/L	
OU4	W-6EI	9/1/21		Chloromethane	<	0.5		ug/L	
OU4	W-6EI	9/1/21		cis-1,2-Dichloroethene		0.66		ug/L	
OU4	W-6EI	9/1/21		cis-1,3-Dichloropropene	<	0.5		ug/L	
OU4	W-6EI	9/1/21		Dibromochloromethane	<	0.5		ug/L	
OU4	W-6EI	9/1/21		Dichlorodifluoromethane	<	0.5		ug/L	
OU4	W-6EI	9/1/21		Methylene chloride	<	1		ug/L	
OU4	W-6EI	9/1/21		Tetrachloroethene	<	0.5		ug/L	
OU4	W-6EI	9/1/21		trans-1,2-Dichloroethene	<	0.5		ug/L	
OU4	W-6EI	9/1/21		trans-1,3-Dichloropropene	<	0.5		ug/L	
OU4	W-6EI	9/1/21		Trichloroethene		2.7		ug/L	
OU4	W-6EI	9/1/21		Trichlorofluoromethane	<	0.5		ug/L	
OU4	W-6EI	9/1/21		Trichlorotrifluoroethane	<	0.5		ug/L	
OU4	W-6EI	9/1/21		Vinyl chloride	<	0.5		ug/L	
OU4	W-6EI	9/1/21		Field Oxidation Potential (Eh)		79		mVolts	
OU4	W-6EI	9/1/21		Field pH		8.45		Units	
OU4	W-6EI	9/1/21		Field Specific Conductance		1375		umhos/cm	
OU4	W-6EI	9/1/21		Field Temperature		26.4		Degrees C	
OU4	W-6ER	3/8/21		Nitrate (as NO3)	<	1		mg/L	D
OU4	W-6ER	3/8/21		Perchlorate	<	4		ug/L	
OU4	W-6ER	3/8/21		1,1-Dichloroethane	<	0.5		ug/L	
OU4	W-6ER	3/8/21		1,1-Dichloroethene	<	0.5		ug/L	
OU4	W-6ER	3/8/21		1,1,1-Trichloroethane	<	0.5		ug/L	
OU4	W-6ER	3/8/21		1,1,2-Trichloroethane	<	0.5		ug/L	
OU4	W-6ER	3/8/21		1,1,2,2-Tetrachloroethane	<	0.5		ug/L	
OU4	W-6ER	3/8/21		1,2-Dichlorobenzene	<	0.5		ug/L	
OU4	W-6ER	3/8/21		1,2-Dichloroethane	<	0.5		ug/L	
OU4	W-6ER	3/8/21		1,2-Dichloroethene (total)		1.1		ug/L	
OU4	W-6ER	3/8/21		1,2-Dichloropropane	<	0.5		ug/L	
OU4	W-6ER	3/8/21		1,3-Dichlorobenzene	<	0.5		ug/L	
OU4	W-6ER	3/8/21		1,4-Dichlorobenzene	<	0.5		ug/L	
OU4	W-6ER	3/8/21		2-Chloroethylvinylether	<	10		ug/L	
OU4	W-6ER	3/8/21		Bromodichloromethane	<	0.5		ug/L	
OU4	W-6ER	3/8/21		Bromoform	<	0.5		ug/L	
OU4	W-6ER	3/8/21		Bromomethane	<	1		ug/L	
OU4	W-6ER	3/8/21		Carbon tetrachloride	<	0.5		ug/L	
OU4	W-6ER	3/8/21		Chlorobenzene	<	0.5		ug/L	
OU4	W-6ER	3/8/21		Chloroethane	<	0.5		ug/L	
OU4	W-6ER	3/8/21		Chloroform	<	0.5		ug/L	
OU4	W-6ER	3/8/21		Chloromethane	<	0.5		ug/L	
OU4	W-6ER	3/8/21		cis-1,2-Dichloroethene		0.95		ug/L	
OU4	W-6ER	3/8/21		cis-1,3-Dichloropropene	<	0.5		ug/L	
OU4	W-6ER	3/8/21		Dibromochloromethane	<	0.5		ug/L	
OU4	W-6ER	3/8/21		Dichlorodifluoromethane	<	0.5		ug/L	
OU4	W-6ER	3/8/21		Methylene chloride	<	1		ug/L	

Attachment 1. Table 1. Groundwater analytical data, Site 300, 2021.

OU	Location	Date	Sample Type	Parameter	LOS Indicator	Result	Error	Units	QA Flag
OU4	W-6ER	3/8/21		Tetrachloroethene	<	0.5		ug/L	
OU4	W-6ER	3/8/21		trans-1,2-Dichloroethene	<	0.5		ug/L	
OU4	W-6ER	3/8/21		trans-1,3-Dichloropropene	<	0.5		ug/L	
OU4	W-6ER	3/8/21		Trichloroethene		10		ug/L	
OU4	W-6ER	3/8/21		Trichlorofluoromethane	<	0.5		ug/L	
OU4	W-6ER	3/8/21		Trichlorotrifluoroethane	<	0.5		ug/L	
OU4	W-6ER	3/8/21		Vinyl chloride	<	0.5		ug/L	
OU4	W-6ER	3/8/21		1,3-Dinitrobenzene	<	2		ug/L	
OU4	W-6ER	3/8/21		1,3,5-Trinitrobenzene	<	2		ug/L	
OU4	W-6ER	3/8/21		2-Amino-4,6-dinitrotoluene	<	2		ug/L	
OU4	W-6ER	3/8/21		2-Nitrotoluene	<	2		ug/L	
OU4	W-6ER	3/8/21		2,4-Dinitrotoluene	<	2		ug/L	
OU4	W-6ER	3/8/21		2,6-Dinitrotoluene	<	2		ug/L	
OU4	W-6ER	3/8/21		3-Nitrotoluene	<	2		ug/L	
OU4	W-6ER	3/8/21		4-Amino-2,6-dinitrotoluene	<	2		ug/L	
OU4	W-6ER	3/8/21		4-Nitrotoluene	<	2		ug/L	
OU4	W-6ER	3/8/21		HMX	<	1		ug/L	
OU4	W-6ER	3/8/21		Nitrobenzene	<	2		ug/L	
OU4	W-6ER	3/8/21		RDX	<	1		ug/L	
OU4	W-6ER	3/8/21		Tetryl	<	2		ug/L	
OU4	W-6ER	3/8/21		TNT	<	2		ug/L	
OU4	W-6ER	4/1/21		1,1-Dichloroethane	<	0.5		ug/L	
OU4	W-6ER	4/1/21		1,1-Dichloroethene	<	0.5		ug/L	
OU4	W-6ER	4/1/21		1,1,1-Trichloroethane	<	0.5		ug/L	
OU4	W-6ER	4/1/21		1,1,2-Trichloroethane	<	0.5		ug/L	
OU4	W-6ER	4/1/21		1,1,2,2-Tetrachloroethane	<	0.5		ug/L	
OU4	W-6ER	4/1/21		1,2-Dichlorobenzene	<	0.5		ug/L	
OU4	W-6ER	4/1/21		1,2-Dichloroethane	<	0.5		ug/L	
OU4	W-6ER	4/1/21		1,2-Dichloroethene (total)	<	1		ug/L	
OU4	W-6ER	4/1/21		1,2-Dichloropropane	<	0.5		ug/L	
OU4	W-6ER	4/1/21		1,3-Dichlorobenzene	<	0.5		ug/L	
OU4	W-6ER	4/1/21		1,4-Dichlorobenzene	<	0.5		ug/L	
OU4	W-6ER	4/1/21		2-Chloroethylvinylether	<	10		ug/L	
OU4	W-6ER	4/1/21		Bromodichloromethane	<	0.5		ug/L	
OU4	W-6ER	4/1/21		Bromoform	<	0.5		ug/L	
OU4	W-6ER	4/1/21		Bromomethane	<	1		ug/L	
OU4	W-6ER	4/1/21		Carbon tetrachloride	<	0.5		ug/L	
OU4	W-6ER	4/1/21		Chlorobenzene	<	0.5		ug/L	
OU4	W-6ER	4/1/21		Chloroethane	<	0.5		ug/L	
OU4	W-6ER	4/1/21		Chloroform	<	0.5		ug/L	
OU4	W-6ER	4/1/21		Chloromethane	<	0.5		ug/L	
OU4	W-6ER	4/1/21		cis-1,2-Dichloroethene	<	0.5		ug/L	
OU4	W-6ER	4/1/21		cis-1,3-Dichloropropene	<	0.5		ug/L	
OU4	W-6ER	4/1/21		Dibromochloromethane	<	0.5		ug/L	
OU4	W-6ER	4/1/21		Dichlorodifluoromethane	<	0.5		ug/L	
OU4	W-6ER	4/1/21		Methylene chloride	<	1		ug/L	
OU4	W-6ER	4/1/21		Tetrachloroethene	<	0.5		ug/L	
OU4	W-6ER	4/1/21		trans-1,2-Dichloroethene	<	0.5		ug/L	
OU4	W-6ER	4/1/21		trans-1,3-Dichloropropene	<	0.5		ug/L	
OU4	W-6ER	4/1/21		Trichloroethene		16		ug/L	
OU4	W-6ER	4/1/21		Trichlorofluoromethane	<	0.5		ug/L	
OU4	W-6ER	4/1/21		Trichlorotrifluoroethane	<	0.5		ug/L	
OU4	W-6ER	4/1/21		Vinyl chloride	<	0.5		ug/L	
OU4	W-6ER	7/27/21		1,1-Dichloroethane	<	0.5		ug/L	
OU4	W-6ER	7/27/21		1,1-Dichloroethene	<	0.5		ug/L	
OU4	W-6ER	7/27/21		1,1,1-Trichloroethane	<	0.5		ug/L	
OU4	W-6ER	7/27/21		1,1,2-Trichloroethane	<	0.5		ug/L	
OU4	W-6ER	7/27/21		1,1,2,2-Tetrachloroethane	<	0.5		ug/L	
OU4	W-6ER	7/27/21		1,2-Dichlorobenzene	<	0.5		ug/L	
OU4	W-6ER	7/27/21		1,2-Dichloroethane	<	0.5		ug/L	
OU4	W-6ER	7/27/21		1,2-Dichloroethene (total)	<	1		ug/L	
OU4	W-6ER	7/27/21		1,2-Dichloropropane	<	0.5		ug/L	
OU4	W-6ER	7/27/21		1,3-Dichlorobenzene	<	0.5		ug/L	
OU4	W-6ER	7/27/21		1,4-Dichlorobenzene	<	0.5		ug/L	
OU4	W-6ER	7/27/21		2-Chloroethylvinylether	<	10		ug/L	
OU4	W-6ER	7/27/21		Bromodichloromethane	<	0.5		ug/L	

Attachment 1. Table 1. Groundwater analytical data, Site 300, 2021.

OU	Location	Date	Sample Type	Parameter	LOS Indicator	Result	Error	Units	QA Flag
OU4	W-6ER	7/27/21		Bromoform	<	0.5		ug/L	
OU4	W-6ER	7/27/21		Bromomethane	<	1		ug/L	
OU4	W-6ER	7/27/21		Carbon tetrachloride	<	0.5		ug/L	
OU4	W-6ER	7/27/21		Chlorobenzene	<	0.5		ug/L	
OU4	W-6ER	7/27/21		Chloroethane	<	0.5		ug/L	
OU4	W-6ER	7/27/21		Chloroform	<	0.5		ug/L	
OU4	W-6ER	7/27/21		Chloromethane	<	0.5		ug/L	
OU4	W-6ER	7/27/21		cis-1,2-Dichloroethene	<	0.5		ug/L	
OU4	W-6ER	7/27/21		cis-1,3-Dichloropropene	<	0.5		ug/L	
OU4	W-6ER	7/27/21		Dibromochloromethane	<	0.5		ug/L	
OU4	W-6ER	7/27/21		Dichlorodifluoromethane	<	0.5		ug/L	
OU4	W-6ER	7/27/21		Methylene chloride	<	1		ug/L	
OU4	W-6ER	7/27/21		Tetrachloroethene	<	0.5		ug/L	
OU4	W-6ER	7/27/21		trans-1,2-Dichloroethene	<	0.5		ug/L	
OU4	W-6ER	7/27/21		trans-1,3-Dichloropropene	<	0.5		ug/L	
OU4	W-6ER	7/27/21		Trichloroethene		15		ug/L	
OU4	W-6ER	7/27/21		Trichlorofluoromethane	<	0.5		ug/L	
OU4	W-6ER	7/27/21		Trichlorotrifluoroethane	<	0.5		ug/L	
OU4	W-6ER	7/27/21		Vinyl chloride	<	0.5		ug/L	
OU4	W-6ER	11/1/21		1,1-Dichloroethane	<	0.5		ug/L	
OU4	W-6ER	11/1/21		1,1-Dichloroethene	<	0.5		ug/L	
OU4	W-6ER	11/1/21		1,1,1-Trichloroethane	<	0.5		ug/L	
OU4	W-6ER	11/1/21		1,1,2-Trichloroethane	<	0.5		ug/L	
OU4	W-6ER	11/1/21		1,1,2,2-Tetrachloroethane	<	0.5		ug/L	
OU4	W-6ER	11/1/21		1,2-Dichlorobenzene	<	0.5		ug/L	
OU4	W-6ER	11/1/21		1,2-Dichloroethane	<	0.5		ug/L	
OU4	W-6ER	11/1/21		1,2-Dichloroethene (total)	<	1		ug/L	
OU4	W-6ER	11/1/21		1,2-Dichloropropane	<	0.5		ug/L	
OU4	W-6ER	11/1/21		1,3-Dichlorobenzene	<	0.5		ug/L	
OU4	W-6ER	11/1/21		1,4-Dichlorobenzene	<	0.5		ug/L	
OU4	W-6ER	11/1/21		2-Chloroethylvinylether	<	10		ug/L	
OU4	W-6ER	11/1/21		Bromodichloromethane	<	0.5		ug/L	
OU4	W-6ER	11/1/21		Bromoform	<	0.5		ug/L	
OU4	W-6ER	11/1/21		Bromomethane	<	1		ug/L	
OU4	W-6ER	11/1/21		Carbon tetrachloride	<	0.5		ug/L	
OU4	W-6ER	11/1/21		Chlorobenzene	<	0.5		ug/L	
OU4	W-6ER	11/1/21		Chloroethane	<	0.5		ug/L	
OU4	W-6ER	11/1/21		Chloroform	<	0.5		ug/L	
OU4	W-6ER	11/1/21		Chloromethane	<	0.5		ug/L	
OU4	W-6ER	11/1/21		cis-1,2-Dichloroethene	<	0.5		ug/L	
OU4	W-6ER	11/1/21		cis-1,3-Dichloropropene	<	0.5		ug/L	
OU4	W-6ER	11/1/21		Dibromochloromethane	<	0.5		ug/L	
OU4	W-6ER	11/1/21		Dichlorodifluoromethane	<	0.5		ug/L	
OU4	W-6ER	11/1/21		Methylene chloride	<	1		ug/L	
OU4	W-6ER	11/1/21		Tetrachloroethene	<	0.5		ug/L	
OU4	W-6ER	11/1/21		trans-1,2-Dichloroethene	<	0.5		ug/L	
OU4	W-6ER	11/1/21		trans-1,3-Dichloropropene	<	0.5		ug/L	
OU4	W-6ER	11/1/21		Trichloroethene		17		ug/L	
OU4	W-6ER	11/1/21		Trichlorofluoromethane	<	0.5		ug/L	
OU4	W-6ER	11/1/21		Trichlorotrifluoroethane	<	0.5		ug/L	
OU4	W-6ER	11/1/21		Vinyl chloride	<	0.5		ug/L	
OU4	W-6ES	2/22/21		1,1-Dichloroethane	<	0.5		ug/L	
OU4	W-6ES	2/22/21		1,1-Dichloroethene	<	0.5		ug/L	
OU4	W-6ES	2/22/21		1,1,1-Trichloroethane	<	0.5		ug/L	
OU4	W-6ES	2/22/21		1,1,2-Trichloroethane	<	0.5		ug/L	
OU4	W-6ES	2/22/21		1,1,2,2-Tetrachloroethane	<	0.5		ug/L	
OU4	W-6ES	2/22/21		1,2-Dichlorobenzene	<	0.5		ug/L	
OU4	W-6ES	2/22/21		1,2-Dichloroethane	<	0.5		ug/L	
OU4	W-6ES	2/22/21		1,2-Dichloroethene (total)	<	1		ug/L	
OU4	W-6ES	2/22/21		1,2-Dichloropropane	<	0.5		ug/L	
OU4	W-6ES	2/22/21		1,3-Dichlorobenzene	<	0.5		ug/L	
OU4	W-6ES	2/22/21		1,4-Dichlorobenzene	<	0.5		ug/L	
OU4	W-6ES	2/22/21		2-Chloroethylvinylether	<	10		ug/L	
OU4	W-6ES	2/22/21		Bromodichloromethane	<	0.5		ug/L	
OU4	W-6ES	2/22/21		Bromoform	<	0.5		ug/L	
OU4	W-6ES	2/22/21		Bromomethane	<	1		ug/L	

Attachment 1. Table 1. Groundwater analytical data, Site 300, 2021.

OU	Location	Date	Sample Type	Parameter	LOS Indicator	Result	Error	Units	QA Flag
OU4	W-6ES	2/22/21		Carbon tetrachloride	<	0.5		ug/L	
OU4	W-6ES	2/22/21		Chlorobenzene	<	0.5		ug/L	
OU4	W-6ES	2/22/21		Chloroethane	<	0.5		ug/L	
OU4	W-6ES	2/22/21		Chloroform	<	0.5		ug/L	
OU4	W-6ES	2/22/21		Chloromethane	<	0.5		ug/L	
OU4	W-6ES	2/22/21		cis-1,2-Dichloroethene	<	0.5		ug/L	
OU4	W-6ES	2/22/21		cis-1,3-Dichloropropene	<	0.5		ug/L	
OU4	W-6ES	2/22/21		Dibromochloromethane	<	0.5		ug/L	
OU4	W-6ES	2/22/21		Dichlorodifluoromethane	<	0.5		ug/L	
OU4	W-6ES	2/22/21		Methylene chloride	<	1		ug/L	
OU4	W-6ES	2/22/21		Tetrachloroethene	<	0.5		ug/L	
OU4	W-6ES	2/22/21		trans-1,2-Dichloroethene	<	0.5		ug/L	
OU4	W-6ES	2/22/21		trans-1,3-Dichloropropene	<	0.5		ug/L	
OU4	W-6ES	2/22/21		Trichloroethene	<	0.5		ug/L	
OU4	W-6ES	2/22/21		Trichlorofluoromethane	<	0.5		ug/L	
OU4	W-6ES	2/22/21		Trichlorotrifluoroethane	<	0.5		ug/L	
OU4	W-6ES	2/22/21		Vinyl chloride	<	0.5		ug/L	
OU4	W-6ES	9/1/21		1,1-Dichloroethane	<	0.5		ug/L	
OU4	W-6ES	9/1/21		1,1-Dichloroethene	<	0.5		ug/L	
OU4	W-6ES	9/1/21		1,1,1-Trichloroethane	<	0.5		ug/L	
OU4	W-6ES	9/1/21		1,1,2-Trichloroethane	<	0.5		ug/L	
OU4	W-6ES	9/1/21		1,1,2,2-Tetrachloroethane	<	0.5		ug/L	
OU4	W-6ES	9/1/21		1,2-Dichlorobenzene	<	0.5		ug/L	
OU4	W-6ES	9/1/21		1,2-Dichloroethane	<	0.5		ug/L	
OU4	W-6ES	9/1/21		1,2-Dichloroethene (total)	<	1		ug/L	
OU4	W-6ES	9/1/21		1,2-Dichloropropane	<	0.5		ug/L	
OU4	W-6ES	9/1/21		1,3-Dichlorobenzene	<	0.5		ug/L	
OU4	W-6ES	9/1/21		1,4-Dichlorobenzene	<	0.5		ug/L	
OU4	W-6ES	9/1/21		2-Chloroethylvinylether	<	10		ug/L	
OU4	W-6ES	9/1/21		Bromodichloromethane	<	0.5		ug/L	
OU4	W-6ES	9/1/21		Bromoform	<	0.5		ug/L	
OU4	W-6ES	9/1/21		Bromomethane	<	1		ug/L	
OU4	W-6ES	9/1/21		Carbon tetrachloride	<	0.5		ug/L	
OU4	W-6ES	9/1/21		Chlorobenzene	<	0.5		ug/L	
OU4	W-6ES	9/1/21		Chloroethane	<	0.5		ug/L	
OU4	W-6ES	9/1/21		Chloroform	<	0.5		ug/L	
OU4	W-6ES	9/1/21		Chloromethane	<	0.5		ug/L	
OU4	W-6ES	9/1/21		cis-1,2-Dichloroethene	<	0.5		ug/L	
OU4	W-6ES	9/1/21		cis-1,3-Dichloropropene	<	0.5		ug/L	
OU4	W-6ES	9/1/21		Dibromochloromethane	<	0.5		ug/L	
OU4	W-6ES	9/1/21		Dichlorodifluoromethane	<	0.5		ug/L	
OU4	W-6ES	9/1/21		Methylene chloride	<	1		ug/L	
OU4	W-6ES	9/1/21		Tetrachloroethene	<	0.5		ug/L	
OU4	W-6ES	9/1/21		trans-1,2-Dichloroethene	<	0.5		ug/L	
OU4	W-6ES	9/1/21		trans-1,3-Dichloropropene	<	0.5		ug/L	
OU4	W-6ES	9/1/21		Trichloroethene	<	0.5		ug/L	
OU4	W-6ES	9/1/21		Trichlorofluoromethane	<	0.5		ug/L	
OU4	W-6ES	9/1/21		Trichlorotrifluoroethane	<	0.5		ug/L	
OU4	W-6ES	9/1/21		Vinyl chloride	<	0.5		ug/L	
OU4	W-6ES	9/1/21		Field Oxidation Potential (Eh)		-207		mVolts	
OU4	W-6ES	9/1/21		Field pH		7.54		Units	
OU4	W-6ES	9/1/21		Field Specific Conductance		1558		umhos/cm	
OU4	W-6ES	9/1/21		Field Temperature		25.9		Degrees C	
OU4	W-6G	3/9/21		Nitrate (as NO3)		18		mg/L	D
OU4	W-6G	3/9/21		Perchlorate	<	4		ug/L	
OU4	W-6G	3/9/21		1,1-Dichloroethane	<	0.5		ug/L	
OU4	W-6G	3/9/21		1,1-Dichloroethene	<	0.5		ug/L	
OU4	W-6G	3/9/21		1,1,1-Trichloroethane	<	0.5		ug/L	
OU4	W-6G	3/9/21		1,1,2-Trichloroethane	<	0.5		ug/L	
OU4	W-6G	3/9/21		1,1,2,2-Tetrachloroethane	<	0.5		ug/L	
OU4	W-6G	3/9/21		1,2-Dichlorobenzene	<	0.5		ug/L	
OU4	W-6G	3/9/21		1,2-Dichloroethane	<	0.5		ug/L	
OU4	W-6G	3/9/21		1,2-Dichloroethene (total)	<	1		ug/L	
OU4	W-6G	3/9/21		1,2-Dichloropropane	<	0.5		ug/L	
OU4	W-6G	3/9/21		1,3-Dichlorobenzene	<	0.5		ug/L	
OU4	W-6G	3/9/21		1,4-Dichlorobenzene	<	0.5		ug/L	

Attachment 1. Table 1. Groundwater analytical data, Site 300, 2021.

OU	Location	Date	Sample Type	Parameter	LOS Indicator	Result	Error	Units	QA Flag
OU4	W-6G	3/9/21		2-Chloroethylvinylether	<	10		ug/L	
OU4	W-6G	3/9/21		Bromodichloromethane	<	0.5		ug/L	
OU4	W-6G	3/9/21		Bromoform	<	0.5		ug/L	
OU4	W-6G	3/9/21		Bromomethane	<	1		ug/L	
OU4	W-6G	3/9/21		Carbon tetrachloride	<	0.5		ug/L	
OU4	W-6G	3/9/21		Chlorobenzene	<	0.5		ug/L	
OU4	W-6G	3/9/21		Chloroethane	<	0.5		ug/L	
OU4	W-6G	3/9/21		Chloroform	<	0.5		ug/L	
OU4	W-6G	3/9/21		Chloromethane	<	0.5		ug/L	
OU4	W-6G	3/9/21		cis-1,2-Dichloroethene	<	0.5		ug/L	
OU4	W-6G	3/9/21		cis-1,3-Dichloropropene	<	0.5		ug/L	
OU4	W-6G	3/9/21		Dibromochloromethane	<	0.5		ug/L	
OU4	W-6G	3/9/21		Dichlorodifluoromethane	<	0.5		ug/L	
OU4	W-6G	3/9/21		Methylene chloride	<	1		ug/L	
OU4	W-6G	3/9/21		Tetrachloroethene	<	0.5		ug/L	
OU4	W-6G	3/9/21		trans-1,2-Dichloroethene	<	0.5		ug/L	
OU4	W-6G	3/9/21		trans-1,3-Dichloropropene	<	0.5		ug/L	
OU4	W-6G	3/9/21		Trichloroethene		2.8		ug/L	
OU4	W-6G	3/9/21		Trichlorofluoromethane	<	0.5		ug/L	
OU4	W-6G	3/9/21		Trichlorotrifluoroethane	<	0.5		ug/L	
OU4	W-6G	3/9/21		Vinyl chloride	<	0.5		ug/L	
OU4	W-6G	3/9/21		1,3-Dinitrobenzene	<	2		ug/L	
OU4	W-6G	3/9/21		1,3,5-Trinitrobenzene	<	2		ug/L	
OU4	W-6G	3/9/21		2-Amino-4,6-dinitrotoluene	<	2		ug/L	
OU4	W-6G	3/9/21		2-Nitrotoluene	<	2		ug/L	
OU4	W-6G	3/9/21		2,4-Dinitrotoluene	<	2		ug/L	
OU4	W-6G	3/9/21		2,6-Dinitrotoluene	<	2		ug/L	
OU4	W-6G	3/9/21		3-Nitrotoluene	<	2		ug/L	
OU4	W-6G	3/9/21		4-Amino-2,6-dinitrotoluene	<	2		ug/L	
OU4	W-6G	3/9/21		4-Nitrotoluene	<	2		ug/L	
OU4	W-6G	3/9/21		HMX	<	1		ug/L	
OU4	W-6G	3/9/21		Nitrobenzene	<	2		ug/L	
OU4	W-6G	3/9/21		RDX	<	1		ug/L	
OU4	W-6G	3/9/21		TNT	<	2		ug/L	
OU4	W-6G	3/9/21		Field Oxidation Potential (Eh)		198		mVolts	
OU4	W-6G	3/9/21		Field pH		8.06		Units	
OU4	W-6G	3/9/21		Field Specific Conductance		1842		umhos/cm	
OU4	W-6G	3/9/21		Field Temperature		19.3		Degrees C	
OU4	W-6H	3/25/21		Nitrate (as NO3)	<	0.5		mg/L	
OU4	W-6H	3/25/21		Perchlorate	<	4		ug/L	
OU4	W-6H	3/25/21		1,1-Dichloroethane	<	0.5		ug/L	
OU4	W-6H	3/25/21		1,1-Dichloroethene	<	0.5		ug/L	
OU4	W-6H	3/25/21		1,1,1-Trichloroethane	<	0.5		ug/L	
OU4	W-6H	3/25/21		1,1,2-Trichloroethane	<	0.5		ug/L	
OU4	W-6H	3/25/21		1,1,2,2-Tetrachloroethane	<	0.5		ug/L	
OU4	W-6H	3/25/21		1,2-Dichlorobenzene	<	0.5		ug/L	
OU4	W-6H	3/25/21		1,2-Dichloroethane	<	0.5		ug/L	
OU4	W-6H	3/25/21		1,2-Dichloroethene (total)	<	1		ug/L	
OU4	W-6H	3/25/21		1,2-Dichloropropane	<	0.5		ug/L	
OU4	W-6H	3/25/21		1,3-Dichlorobenzene	<	0.5		ug/L	
OU4	W-6H	3/25/21		1,4-Dichlorobenzene	<	0.5		ug/L	
OU4	W-6H	3/25/21		2-Chloroethylvinylether	<	10		ug/L	
OU4	W-6H	3/25/21		Bromodichloromethane	<	0.5		ug/L	
OU4	W-6H	3/25/21		Bromoform	<	0.5		ug/L	
OU4	W-6H	3/25/21		Bromomethane	<	1		ug/L	
OU4	W-6H	3/25/21		Carbon tetrachloride	<	0.5		ug/L	
OU4	W-6H	3/25/21		Chlorobenzene	<	0.5		ug/L	
OU4	W-6H	3/25/21		Chloroethane	<	0.5		ug/L	
OU4	W-6H	3/25/21		Chloroform	<	0.5		ug/L	
OU4	W-6H	3/25/21		Chloromethane	<	0.5		ug/L	
OU4	W-6H	3/25/21		cis-1,2-Dichloroethene	<	0.5		ug/L	
OU4	W-6H	3/25/21		cis-1,3-Dichloropropene	<	0.5		ug/L	
OU4	W-6H	3/25/21		Dibromochloromethane	<	0.5		ug/L	
OU4	W-6H	3/25/21		Dichlorodifluoromethane	<	0.5		ug/L	
OU4	W-6H	3/25/21		Methylene chloride	<	1		ug/L	
OU4	W-6H	3/25/21		Tetrachloroethene	<	0.5		ug/L	

Attachment 1. Table 1. Groundwater analytical data, Site 300, 2021.

OU	Location	Date	Sample Type	Parameter	LOS Indicator	Result	Error	Units	QA Flag
OU4	W-6H	3/25/21		trans-1,2-Dichloroethene	<	0.5		ug/L	
OU4	W-6H	3/25/21		trans-1,3-Dichloropropene	<	0.5		ug/L	
OU4	W-6H	3/25/21		Trichloroethene	<	0.5		ug/L	
OU4	W-6H	3/25/21		Trichlorofluoromethane	<	0.5		ug/L	
OU4	W-6H	3/25/21		Trichlorotrifluoroethane	<	0.5		ug/L	
OU4	W-6H	3/25/21		Vinyl chloride	<	0.5		ug/L	
OU4	W-6H	3/25/21		1,3-Dinitrobenzene	<	2		ug/L	
OU4	W-6H	3/25/21		1,3,5-Trinitrobenzene	<	2		ug/L	
OU4	W-6H	3/25/21		2-Amino-4,6-dinitrotoluene	<	2		ug/L	
OU4	W-6H	3/25/21		2-Nitrotoluene	<	2		ug/L	
OU4	W-6H	3/25/21		2,4-Dinitrotoluene	<	2		ug/L	
OU4	W-6H	3/25/21		2,6-Dinitrotoluene	<	2		ug/L	
OU4	W-6H	3/25/21		3-Nitrotoluene	<	2		ug/L	
OU4	W-6H	3/25/21		4-Amino-2,6-dinitrotoluene	<	2		ug/L	
OU4	W-6H	3/25/21		4-Nitrotoluene	<	2		ug/L	
OU4	W-6H	3/25/21		HMX	<	1		ug/L	
OU4	W-6H	3/25/21		Nitrobenzene	<	2		ug/L	
OU4	W-6H	3/25/21		RDX	<	1		ug/L	
OU4	W-6H	3/25/21		TNT	<	2		ug/L	
OU4	W-6H	3/25/21		Field Oxidation Potential (Eh)		155		mVolts	
OU4	W-6H	3/25/21		Field pH		8.36		Units	
OU4	W-6H	3/25/21		Field Specific Conductance		1214		umhos/cm	
OU4	W-6H	3/25/21		Field Temperature		19		Degrees C	
OU4	W-6H	6/21/21		1,1-Dichloroethane	<	0.5		ug/L	
OU4	W-6H	6/21/21		1,1-Dichloroethene	<	0.5		ug/L	
OU4	W-6H	6/21/21		1,1,1-Trichloroethane	<	0.5		ug/L	
OU4	W-6H	6/21/21		1,1,2-Trichloroethane	<	0.5		ug/L	
OU4	W-6H	6/21/21		1,1,2,2-Tetrachloroethane	<	0.5		ug/L	
OU4	W-6H	6/21/21		1,2-Dichlorobenzene	<	0.5		ug/L	
OU4	W-6H	6/21/21		1,2-Dichloroethane	<	0.5		ug/L	
OU4	W-6H	6/21/21		1,2-Dichloroethene (total)	<	1		ug/L	
OU4	W-6H	6/21/21		1,2-Dichloropropane	<	0.5		ug/L	
OU4	W-6H	6/21/21		1,3-Dichlorobenzene	<	0.5		ug/L	
OU4	W-6H	6/21/21		1,4-Dichlorobenzene	<	0.5		ug/L	
OU4	W-6H	6/21/21		2-Chloroethylvinylether	<	10		ug/L	
OU4	W-6H	6/21/21		Bromodichloromethane	<	0.5		ug/L	
OU4	W-6H	6/21/21		Bromoform	<	0.5		ug/L	
OU4	W-6H	6/21/21		Bromomethane	<	1		ug/L	
OU4	W-6H	6/21/21		Carbon tetrachloride	<	0.5		ug/L	
OU4	W-6H	6/21/21		Chlorobenzene	<	0.5		ug/L	
OU4	W-6H	6/21/21		Chloroethane	<	0.5		ug/L	
OU4	W-6H	6/21/21		Chloroform	<	0.5		ug/L	
OU4	W-6H	6/21/21		Chloromethane	<	0.5		ug/L	
OU4	W-6H	6/21/21		cis-1,2-Dichloroethene	<	0.5		ug/L	
OU4	W-6H	6/21/21		cis-1,3-Dichloropropene	<	0.5		ug/L	
OU4	W-6H	6/21/21		Dibromochloromethane	<	0.5		ug/L	
OU4	W-6H	6/21/21		Dichlorodifluoromethane	<	0.5		ug/L	
OU4	W-6H	6/21/21		Methylene chloride	<	1		ug/L	
OU4	W-6H	6/21/21		Tetrachloroethene	<	0.5		ug/L	
OU4	W-6H	6/21/21		trans-1,2-Dichloroethene	<	0.5		ug/L	
OU4	W-6H	6/21/21		trans-1,3-Dichloropropene	<	0.5		ug/L	
OU4	W-6H	6/21/21		Trichloroethene	<	0.5		ug/L	
OU4	W-6H	6/21/21		Trichlorofluoromethane	<	0.5		ug/L	
OU4	W-6H	6/21/21		Trichlorotrifluoroethane	<	0.5		ug/L	
OU4	W-6H	6/21/21		Vinyl chloride	<	0.5		ug/L	
OU4	W-6H	6/21/21		Field Oxidation Potential (Eh)		177		mVolts	
OU4	W-6H	6/21/21		Field pH		8.69		Units	
OU4	W-6H	6/21/21		Field Specific Conductance		1212		umhos/cm	
OU4	W-6H	6/21/21		Field Temperature		23.3		Degrees C	
OU4	W-6H	9/20/21		Nitrate (as NO3)	<	1		mg/L	D
OU4	W-6H	9/20/21		Perchlorate	<	2		ug/L	
OU4	W-6H	9/20/21		1,1-Dichloroethane	<	0.5		ug/L	
OU4	W-6H	9/20/21		1,1-Dichloroethene	<	0.5		ug/L	
OU4	W-6H	9/20/21		1,1,1-Trichloroethane	<	0.5		ug/L	
OU4	W-6H	9/20/21		1,1,2-Trichloroethane	<	0.5		ug/L	
OU4	W-6H	9/20/21		1,1,2,2-Tetrachloroethane	<	0.5		ug/L	

Attachment 1. Table 1. Groundwater analytical data, Site 300, 2021.

OU	Location	Date	Sample Type	Parameter	LOS Indicator	Result	Error	Units	QA Flag
OU4	W-6H	9/20/21		1,2-Dichlorobenzene	<	0.5		ug/L	
OU4	W-6H	9/20/21		1,2-Dichloroethane	<	0.5		ug/L	
OU4	W-6H	9/20/21		1,2-Dichloroethene (total)	<	1		ug/L	
OU4	W-6H	9/20/21		1,2-Dichloropropane	<	0.5		ug/L	
OU4	W-6H	9/20/21		1,3-Dichlorobenzene	<	0.5		ug/L	
OU4	W-6H	9/20/21		1,4-Dichlorobenzene	<	0.5		ug/L	
OU4	W-6H	9/20/21		2-Chloroethylvinylether	<	10		ug/L	
OU4	W-6H	9/20/21		Bromodichloromethane	<	0.5		ug/L	
OU4	W-6H	9/20/21		Bromoform	<	0.5		ug/L	
OU4	W-6H	9/20/21		Bromomethane	<	1		ug/L	
OU4	W-6H	9/20/21		Carbon tetrachloride	<	0.5		ug/L	
OU4	W-6H	9/20/21		Chlorobenzene	<	0.5		ug/L	
OU4	W-6H	9/20/21		Chloroethane	<	0.5		ug/L	
OU4	W-6H	9/20/21		Chloroform	<	0.5		ug/L	
OU4	W-6H	9/20/21		Chloromethane	<	0.5		ug/L	
OU4	W-6H	9/20/21		cis-1,2-Dichloroethene	<	0.5		ug/L	
OU4	W-6H	9/20/21		cis-1,3-Dichloropropene	<	0.5		ug/L	
OU4	W-6H	9/20/21		Dibromochloromethane	<	0.5		ug/L	
OU4	W-6H	9/20/21		Dichlorodifluoromethane	<	0.5		ug/L	
OU4	W-6H	9/20/21		Methylene chloride	<	1		ug/L	
OU4	W-6H	9/20/21		Tetrachloroethene	<	0.5		ug/L	
OU4	W-6H	9/20/21		trans-1,2-Dichloroethene	<	0.5		ug/L	
OU4	W-6H	9/20/21		trans-1,3-Dichloropropene	<	0.5		ug/L	
OU4	W-6H	9/20/21		Trichloroethene	<	0.5		ug/L	
OU4	W-6H	9/20/21		Trichlorofluoromethane	<	0.5		ug/L	
OU4	W-6H	9/20/21		Trichlorotrifluoroethane	<	0.5		ug/L	
OU4	W-6H	9/20/21		Vinyl chloride	<	0.5		ug/L	
OU4	W-6H	9/20/21		1,3-Dinitrobenzene	<	2.4		ug/L	D
OU4	W-6H	9/20/21		1,3,5-Trinitrobenzene	<	2.4		ug/L	D
OU4	W-6H	9/20/21		2-Amino-4,6-dinitrotoluene	<	2.4		ug/L	D
OU4	W-6H	9/20/21		2-Nitrotoluene	<	2.4		ug/L	D
OU4	W-6H	9/20/21		2,4-Dinitrotoluene	<	2.4		ug/L	D
OU4	W-6H	9/20/21		2,6-Dinitrotoluene	<	2.4		ug/L	D
OU4	W-6H	9/20/21		3-Nitrotoluene	<	2.4		ug/L	D
OU4	W-6H	9/20/21		4-Amino-2,6-dinitrotoluene	<	2.4		ug/L	D
OU4	W-6H	9/20/21		4-Nitrotoluene	<	2.4		ug/L	D
OU4	W-6H	9/20/21		HMX	<	1.2		ug/L	D
OU4	W-6H	9/20/21		Nitrobenzene	<	2.4		ug/L	D
OU4	W-6H	9/20/21		RDX	<	1.2		ug/L	D
OU4	W-6H	9/20/21		TNT	<	2.4		ug/L	D
OU4	W-6H	9/20/21		Field Oxidation Potential (Eh)		42		mVolts	
OU4	W-6H	9/20/21		Field pH		8.41		Units	
OU4	W-6H	9/20/21		Field Specific Conductance		1202		umhos/cm	
OU4	W-6H	9/20/21		Field Temperature		21.9		Degrees C	
OU4	W-6H	12/8/21		1,1-Dichloroethane	<	0.5		ug/L	
OU4	W-6H	12/8/21		1,1-Dichloroethene	<	0.5		ug/L	
OU4	W-6H	12/8/21		1,1,1-Trichloroethane	<	0.5		ug/L	
OU4	W-6H	12/8/21		1,1,2-Trichloroethane	<	0.5		ug/L	
OU4	W-6H	12/8/21		1,1,2,2-Tetrachloroethane	<	0.5		ug/L	
OU4	W-6H	12/8/21		1,2-Dichlorobenzene	<	0.5		ug/L	
OU4	W-6H	12/8/21		1,2-Dichloroethane	<	0.5		ug/L	
OU4	W-6H	12/8/21		1,2-Dichloroethene (total)	<	1		ug/L	
OU4	W-6H	12/8/21		1,2-Dichloropropane	<	0.5		ug/L	
OU4	W-6H	12/8/21		1,3-Dichlorobenzene	<	0.5		ug/L	
OU4	W-6H	12/8/21		1,4-Dichlorobenzene	<	0.5		ug/L	
OU4	W-6H	12/8/21		2-Chloroethylvinylether	<	10		ug/L	
OU4	W-6H	12/8/21		Bromodichloromethane	<	0.5		ug/L	
OU4	W-6H	12/8/21		Bromoform	<	0.5		ug/L	
OU4	W-6H	12/8/21		Bromomethane	<	1		ug/L	
OU4	W-6H	12/8/21		Carbon tetrachloride	<	0.5		ug/L	
OU4	W-6H	12/8/21		Chlorobenzene	<	0.5		ug/L	
OU4	W-6H	12/8/21		Chloroethane	<	0.5		ug/L	
OU4	W-6H	12/8/21		Chloroform	<	0.5		ug/L	
OU4	W-6H	12/8/21		Chloromethane	<	0.5		ug/L	
OU4	W-6H	12/8/21		cis-1,2-Dichloroethene	<	0.5		ug/L	
OU4	W-6H	12/8/21		cis-1,3-Dichloropropene	<	0.5		ug/L	

Attachment 1. Table 1. Groundwater analytical data, Site 300, 2021.

OU	Location	Date	Sample Type	Parameter	LOS Indicator	Result	Error	Units	QA Flag
OU4	W-6H	12/8/21		Dibromochloromethane	<	0.5		ug/L	
OU4	W-6H	12/8/21		Dichlorodifluoromethane	<	0.5		ug/L	
OU4	W-6H	12/8/21		Methylene chloride	<	1		ug/L	
OU4	W-6H	12/8/21		Tetrachloroethene	<	0.5		ug/L	
OU4	W-6H	12/8/21		trans-1,2-Dichloroethene	<	0.5		ug/L	
OU4	W-6H	12/8/21		trans-1,3-Dichloropropene	<	0.5		ug/L	
OU4	W-6H	12/8/21		Trichloroethene	<	0.5		ug/L	
OU4	W-6H	12/8/21		Trichlorofluoromethane	<	0.5		ug/L	
OU4	W-6H	12/8/21		Trichlorotrifluoroethane	<	0.5		ug/L	
OU4	W-6H	12/8/21		Vinyl chloride	<	0.5		ug/L	
OU4	W-6H	12/8/21		Field Oxidation Potential (Eh)		-6		mVolts	
OU4	W-6H	12/8/21		Field pH		8.98		Units	
OU4	W-6H	12/8/21		Field Specific Conductance		1235		umhos/cm	
OU4	W-6H	12/8/21		Field Temperature		20.5		Degrees C	
OU4	W-6I	3/17/21		Nitrate (as NO3)		1.7		mg/L	D
OU4	W-6I	3/17/21		Perchlorate	<	4		ug/L	
OU4	W-6I	3/17/21		1,1-Dichloroethane	<	0.5		ug/L	
OU4	W-6I	3/17/21		1,1-Dichloroethene	<	0.5		ug/L	
OU4	W-6I	3/17/21		1,1,1-Trichloroethane	<	0.5		ug/L	
OU4	W-6I	3/17/21		1,1,2-Trichloroethane	<	0.5		ug/L	
OU4	W-6I	3/17/21		1,1,2,2-Tetrachloroethane	<	0.5		ug/L	
OU4	W-6I	3/17/21		1,2-Dichlorobenzene	<	0.5		ug/L	
OU4	W-6I	3/17/21		1,2-Dichloroethane	<	0.5		ug/L	
OU4	W-6I	3/17/21		1,2-Dichloroethene (total)	<	1		ug/L	
OU4	W-6I	3/17/21		1,2-Dichloropropane	<	0.5		ug/L	
OU4	W-6I	3/17/21		1,3-Dichlorobenzene	<	0.5		ug/L	
OU4	W-6I	3/17/21		1,4-Dichlorobenzene	<	0.5		ug/L	
OU4	W-6I	3/17/21		2-Chloroethylvinylether	<	1		ug/L	
OU4	W-6I	3/17/21		Bromodichloromethane	<	0.5		ug/L	
OU4	W-6I	3/17/21		Bromoform	<	0.5		ug/L	
OU4	W-6I	3/17/21		Bromomethane	<	0.5		ug/L	
OU4	W-6I	3/17/21		Carbon tetrachloride	<	0.5		ug/L	
OU4	W-6I	3/17/21		Chlorobenzene	<	0.5		ug/L	
OU4	W-6I	3/17/21		Chloroethane	<	0.5		ug/L	
OU4	W-6I	3/17/21		Chloroform	<	0.5		ug/L	
OU4	W-6I	3/17/21		Chloromethane	<	0.5		ug/L	
OU4	W-6I	3/17/21		cis-1,2-Dichloroethene	<	0.5		ug/L	
OU4	W-6I	3/17/21		cis-1,3-Dichloropropene	<	0.5		ug/L	
OU4	W-6I	3/17/21		Dibromochloromethane	<	0.5		ug/L	
OU4	W-6I	3/17/21		Dichlorodifluoromethane	<	0.5		ug/L	
OU4	W-6I	3/17/21		Methylene chloride	<	0.5		ug/L	
OU4	W-6I	3/17/21		Tetrachloroethene	<	0.5		ug/L	
OU4	W-6I	3/17/21		trans-1,2-Dichloroethene	<	0.5		ug/L	
OU4	W-6I	3/17/21		trans-1,3-Dichloropropene	<	0.5		ug/L	
OU4	W-6I	3/17/21		Trichloroethene	<	0.5		ug/L	
OU4	W-6I	3/17/21		Trichlorofluoromethane	<	0.5		ug/L	
OU4	W-6I	3/17/21		Trichlorotrifluoroethane	<	0.5		ug/L	
OU4	W-6I	3/17/21		Vinyl chloride	<	0.5		ug/L	
OU4	W-6I	3/17/21		1,3-Dinitrobenzene	<	2		ug/L	D
OU4	W-6I	3/17/21		1,3,5-Trinitrobenzene	<	2		ug/L	D
OU4	W-6I	3/17/21		2-Amino-4,6-dinitrotoluene	<	2		ug/L	D
OU4	W-6I	3/17/21		2-Nitrotoluene	<	2		ug/L	D
OU4	W-6I	3/17/21		2,4-Dinitrotoluene	<	2		ug/L	D
OU4	W-6I	3/17/21		2,6-Dinitrotoluene	<	2		ug/L	D
OU4	W-6I	3/17/21		3-Nitrotoluene	<	2		ug/L	D
OU4	W-6I	3/17/21		4-Amino-2,6-dinitrotoluene	<	2		ug/L	D
OU4	W-6I	3/17/21		4-Nitrotoluene	<	2		ug/L	D
OU4	W-6I	3/17/21		HMX	<	1		ug/L	D
OU4	W-6I	3/17/21		Nitrobenzene	<	2		ug/L	D
OU4	W-6I	3/17/21		RDX	<	1		ug/L	D
OU4	W-6I	3/17/21		TNT	<	2		ug/L	D
OU4	W-6J	3/25/21		Nitrate (as NO3)	<	1		mg/L	D
OU4	W-6J	3/25/21		Perchlorate	<	4		ug/L	
OU4	W-6J	3/25/21		1,1-Dichloroethane	<	0.5		ug/L	
OU4	W-6J	3/25/21		1,1-Dichloroethene	<	0.5		ug/L	
OU4	W-6J	3/25/21		1,1,1-Trichloroethane	<	0.5		ug/L	

Attachment 1. Table 1. Groundwater analytical data, Site 300, 2021.

OU	Location	Date	Sample Type	Parameter	LOS Indicator	Result	Error	Units	QA Flag
OU4	W-6J	3/25/21		1,1,2-Trichloroethane	<	0.5		ug/L	
OU4	W-6J	3/25/21		1,1,2,2-Tetrachloroethane	<	0.5		ug/L	
OU4	W-6J	3/25/21		1,2-Dichlorobenzene	<	0.5		ug/L	
OU4	W-6J	3/25/21		1,2-Dichloroethane	<	0.5		ug/L	
OU4	W-6J	3/25/21		1,2-Dichloroethene (total)	<	1		ug/L	
OU4	W-6J	3/25/21		1,2-Dichloropropane	<	0.5		ug/L	
OU4	W-6J	3/25/21		1,3-Dichlorobenzene	<	0.5		ug/L	
OU4	W-6J	3/25/21		1,4-Dichlorobenzene	<	0.5		ug/L	
OU4	W-6J	3/25/21		2-Chloroethylvinylether	<	10		ug/L	
OU4	W-6J	3/25/21		Bromodichloromethane	<	0.5		ug/L	
OU4	W-6J	3/25/21		Bromoform	<	0.5		ug/L	
OU4	W-6J	3/25/21		Bromomethane	<	1		ug/L	
OU4	W-6J	3/25/21		Carbon tetrachloride	<	0.5		ug/L	
OU4	W-6J	3/25/21		Chlorobenzene	<	0.5		ug/L	
OU4	W-6J	3/25/21		Chloroethane	<	0.5		ug/L	
OU4	W-6J	3/25/21		Chloroform	<	0.5		ug/L	
OU4	W-6J	3/25/21		Chloromethane	<	0.5		ug/L	
OU4	W-6J	3/25/21		cis-1,2-Dichloroethene	<	0.5		ug/L	
OU4	W-6J	3/25/21		cis-1,3-Dichloropropene	<	0.5		ug/L	
OU4	W-6J	3/25/21		Dibromochloromethane	<	0.5		ug/L	
OU4	W-6J	3/25/21		Dichlorodifluoromethane	<	0.5		ug/L	
OU4	W-6J	3/25/21		Methylene chloride	<	1		ug/L	
OU4	W-6J	3/25/21		Tetrachloroethene	<	0.5		ug/L	
OU4	W-6J	3/25/21		trans-1,2-Dichloroethene	<	0.5		ug/L	
OU4	W-6J	3/25/21		trans-1,3-Dichloropropene	<	0.5		ug/L	
OU4	W-6J	3/25/21		Trichloroethene	<	0.5		ug/L	
OU4	W-6J	3/25/21		Trichlorofluoromethane	<	0.5		ug/L	
OU4	W-6J	3/25/21		Trichlorotrifluoroethane	<	0.5		ug/L	
OU4	W-6J	3/25/21		Vinyl chloride	<	0.5		ug/L	
OU4	W-6J	3/25/21		1,3-Dinitrobenzene	<	2		ug/L	
OU4	W-6J	3/25/21		1,3,5-Trinitrobenzene	<	2		ug/L	
OU4	W-6J	3/25/21		2-Amino-4,6-dinitrotoluene	<	2		ug/L	
OU4	W-6J	3/25/21		2-Nitrotoluene	<	2		ug/L	
OU4	W-6J	3/25/21		2,4-Dinitrotoluene	<	2		ug/L	
OU4	W-6J	3/25/21		2,6-Dinitrotoluene	<	2		ug/L	
OU4	W-6J	3/25/21		3-Nitrotoluene	<	2		ug/L	
OU4	W-6J	3/25/21		4-Amino-2,6-dinitrotoluene	<	2		ug/L	
OU4	W-6J	3/25/21		4-Nitrotoluene	<	2		ug/L	
OU4	W-6J	3/25/21		HMX	<	1		ug/L	
OU4	W-6J	3/25/21		Nitrobenzene	<	2		ug/L	
OU4	W-6J	3/25/21		RDX	<	1		ug/L	
OU4	W-6J	3/25/21		TNT	<	2		ug/L	
OU4	W-6J	3/25/21		Field Oxidation Potential (Eh)		183		mVolts	
OU4	W-6J	3/25/21		Field pH		8.45		Units	
OU4	W-6J	3/25/21		Field Specific Conductance		1182		umhos/cm	
OU4	W-6J	3/25/21		Field Temperature		14.5		Degrees C	
OU4	W-6J	6/21/21		1,1-Dichloroethane	<	0.5		ug/L	
OU4	W-6J	6/21/21		1,1-Dichloroethene	<	0.5		ug/L	
OU4	W-6J	6/21/21		1,1,1-Trichloroethane	<	0.5		ug/L	
OU4	W-6J	6/21/21		1,1,2-Trichloroethane	<	0.5		ug/L	
OU4	W-6J	6/21/21		1,1,2,2-Tetrachloroethane	<	0.5		ug/L	
OU4	W-6J	6/21/21		1,2-Dichlorobenzene	<	0.5		ug/L	
OU4	W-6J	6/21/21		1,2-Dichloroethane	<	0.5		ug/L	
OU4	W-6J	6/21/21		1,2-Dichloroethene (total)	<	1		ug/L	
OU4	W-6J	6/21/21		1,2-Dichloropropane	<	0.5		ug/L	
OU4	W-6J	6/21/21		1,3-Dichlorobenzene	<	0.5		ug/L	
OU4	W-6J	6/21/21		1,4-Dichlorobenzene	<	0.5		ug/L	
OU4	W-6J	6/21/21		2-Chloroethylvinylether	<	10		ug/L	
OU4	W-6J	6/21/21		Bromodichloromethane	<	0.5		ug/L	
OU4	W-6J	6/21/21		Bromoform	<	0.5		ug/L	
OU4	W-6J	6/21/21		Bromomethane	<	1		ug/L	
OU4	W-6J	6/21/21		Carbon tetrachloride	<	0.5		ug/L	
OU4	W-6J	6/21/21		Chlorobenzene	<	0.5		ug/L	
OU4	W-6J	6/21/21		Chloroethane	<	0.5		ug/L	
OU4	W-6J	6/21/21		Chloroform	<	0.5		ug/L	
OU4	W-6J	6/21/21		Chloromethane	<	0.5		ug/L	

Attachment 1. Table 1. Groundwater analytical data, Site 300, 2021.

OU	Location	Date	Sample Type	Parameter	LOS Indicator	Result	Error	Units	QA Flag
OU4	W-6J	6/21/21		cis-1,2-Dichloroethene	<	0.5		ug/L	
OU4	W-6J	6/21/21		cis-1,3-Dichloropropene	<	0.5		ug/L	
OU4	W-6J	6/21/21		Dibromochloromethane	<	0.5		ug/L	
OU4	W-6J	6/21/21		Dichlorodifluoromethane	<	0.5		ug/L	
OU4	W-6J	6/21/21		Methylene chloride	<	1		ug/L	
OU4	W-6J	6/21/21		Tetrachloroethene	<	0.5		ug/L	
OU4	W-6J	6/21/21		trans-1,2-Dichloroethene	<	0.5		ug/L	
OU4	W-6J	6/21/21		trans-1,3-Dichloropropene	<	0.5		ug/L	
OU4	W-6J	6/21/21		Trichloroethene	<	0.5		ug/L	
OU4	W-6J	6/21/21		Trichlorofluoromethane	<	0.5		ug/L	
OU4	W-6J	6/21/21		Trichlorotrifluoroethane	<	0.5		ug/L	
OU4	W-6J	6/21/21		Vinyl chloride	<	0.5		ug/L	
OU4	W-6J	6/21/21		Field Oxidation Potential (Eh)		152		mVolts	
OU4	W-6J	6/21/21		Field pH		8.31		Units	
OU4	W-6J	6/21/21		Field Specific Conductance		1174		umhos/cm	
OU4	W-6J	6/21/21		Field Temperature		23.8		Degrees C	
OU4	W-6J	12/9/21		1,1-Dichloroethane	<	0.5		ug/L	
OU4	W-6J	12/9/21		1,1-Dichloroethene	<	0.5		ug/L	
OU4	W-6J	12/9/21		1,1,1-Trichloroethane	<	0.5		ug/L	
OU4	W-6J	12/9/21		1,1,2-Trichloroethane	<	0.5		ug/L	
OU4	W-6J	12/9/21		1,1,2,2-Tetrachloroethane	<	0.5		ug/L	
OU4	W-6J	12/9/21		1,2-Dichlorobenzene	<	0.5		ug/L	
OU4	W-6J	12/9/21		1,2-Dichloroethane	<	0.5		ug/L	
OU4	W-6J	12/9/21		1,2-Dichloroethene (total)	<	1		ug/L	
OU4	W-6J	12/9/21		1,2-Dichloropropane	<	0.5		ug/L	
OU4	W-6J	12/9/21		1,3-Dichlorobenzene	<	0.5		ug/L	
OU4	W-6J	12/9/21		1,4-Dichlorobenzene	<	0.5		ug/L	
OU4	W-6J	12/9/21		2-Chloroethylvinylether	<	10		ug/L	
OU4	W-6J	12/9/21		Bromodichloromethane	<	0.5		ug/L	
OU4	W-6J	12/9/21		Bromoform	<	0.5		ug/L	
OU4	W-6J	12/9/21		Bromomethane	<	1		ug/L	
OU4	W-6J	12/9/21		Carbon tetrachloride	<	0.5		ug/L	
OU4	W-6J	12/9/21		Chlorobenzene	<	0.5		ug/L	
OU4	W-6J	12/9/21		Chloroethane	<	0.5		ug/L	
OU4	W-6J	12/9/21		Chloroform	<	0.5		ug/L	
OU4	W-6J	12/9/21		Chloromethane	<	0.5		ug/L	
OU4	W-6J	12/9/21		cis-1,2-Dichloroethene	<	0.5		ug/L	
OU4	W-6J	12/9/21		cis-1,3-Dichloropropene	<	0.5		ug/L	
OU4	W-6J	12/9/21		Dibromochloromethane	<	0.5		ug/L	
OU4	W-6J	12/9/21		Dichlorodifluoromethane	<	0.5		ug/L	
OU4	W-6J	12/9/21		Methylene chloride	<	1		ug/L	
OU4	W-6J	12/9/21		Tetrachloroethene	<	0.5		ug/L	
OU4	W-6J	12/9/21		trans-1,2-Dichloroethene	<	0.5		ug/L	
OU4	W-6J	12/9/21		trans-1,3-Dichloropropene	<	0.5		ug/L	
OU4	W-6J	12/9/21		Trichloroethene	<	0.5		ug/L	
OU4	W-6J	12/9/21		Trichlorofluoromethane	<	0.5		ug/L	
OU4	W-6J	12/9/21		Trichlorotrifluoroethane	<	0.5		ug/L	
OU4	W-6J	12/9/21		Vinyl chloride	<	0.5		ug/L	
OU4	W-6J	12/9/21		Field Oxidation Potential (Eh)		-79		mVolts	
OU4	W-6J	12/9/21		Field pH		8.57		Units	
OU4	W-6J	12/9/21		Field Specific Conductance		1184		umhos/cm	
OU4	W-6J	12/9/21		Field Temperature		17.8		Degrees C	
OU4	W-6K	3/4/21		1,1-Dichloroethane	<	0.5		ug/L	
OU4	W-6K	3/4/21		1,1-Dichloroethene	<	0.5		ug/L	
OU4	W-6K	3/4/21		1,1,1-Trichloroethane	<	0.5		ug/L	
OU4	W-6K	3/4/21		1,1,2-Trichloroethane	<	0.5		ug/L	
OU4	W-6K	3/4/21		1,1,2,2-Tetrachloroethane	<	0.5		ug/L	
OU4	W-6K	3/4/21		1,2-Dichlorobenzene	<	0.5		ug/L	
OU4	W-6K	3/4/21		1,2-Dichloroethane	<	0.5		ug/L	
OU4	W-6K	3/4/21		1,2-Dichloroethene (total)	<	1		ug/L	
OU4	W-6K	3/4/21		1,2-Dichloropropane	<	0.5		ug/L	
OU4	W-6K	3/4/21		1,3-Dichlorobenzene	<	0.5		ug/L	
OU4	W-6K	3/4/21		1,4-Dichlorobenzene	<	0.5		ug/L	
OU4	W-6K	3/4/21		2-Chloroethylvinylether	<	10		ug/L	
OU4	W-6K	3/4/21		Bromodichloromethane	<	0.5		ug/L	
OU4	W-6K	3/4/21		Bromoform	<	0.5		ug/L	

Attachment 1. Table 1. Groundwater analytical data, Site 300, 2021.

OU	Location	Date	Sample Type	Parameter	LOS Indicator	Result	Error	Units	QA Flag
OU4	W-6K	3/4/21		Bromomethane	<	1		ug/L	
OU4	W-6K	3/4/21		Carbon tetrachloride	<	0.5		ug/L	
OU4	W-6K	3/4/21		Chlorobenzene	<	0.5		ug/L	
OU4	W-6K	3/4/21		Chloroethane	<	0.5		ug/L	
OU4	W-6K	3/4/21		Chloroform	<	0.5		ug/L	
OU4	W-6K	3/4/21		Chloromethane	<	0.5		ug/L	
OU4	W-6K	3/4/21		cis-1,2-Dichloroethene		0.51		ug/L	
OU4	W-6K	3/4/21		cis-1,3-Dichloropropene	<	0.5		ug/L	
OU4	W-6K	3/4/21		Dibromochloromethane	<	0.5		ug/L	
OU4	W-6K	3/4/21		Dichlorodifluoromethane	<	0.5		ug/L	
OU4	W-6K	3/4/21		Methylene chloride	<	1		ug/L	
OU4	W-6K	3/4/21		Tetrachloroethene	<	0.5		ug/L	
OU4	W-6K	3/4/21		trans-1,2-Dichloroethene	<	0.5		ug/L	
OU4	W-6K	3/4/21		trans-1,3-Dichloropropene	<	0.5		ug/L	
OU4	W-6K	3/4/21		Trichloroethene		13		ug/L	
OU4	W-6K	3/4/21		Trichlorofluoromethane	<	0.5		ug/L	
OU4	W-6K	3/4/21		Trichlorotrifluoroethane	<	0.5		ug/L	
OU4	W-6K	3/4/21		Vinyl chloride	<	0.5		ug/L	
OU4	W-6K	3/4/21		Field Oxidation Potential (Eh)		57		mVolts	
OU4	W-6K	3/4/21		Field pH		8.81		Units	
OU4	W-6K	3/4/21		Field Specific Conductance		1548		umhos/cm	
OU4	W-6K	3/4/21		Field Temperature		15.4		Degrees C	
OU4	W-6K	8/31/21		1,1-Dichloroethane	<	0.5		ug/L	
OU4	W-6K	8/31/21		1,1-Dichloroethene	<	0.5		ug/L	
OU4	W-6K	8/31/21		1,1,1-Trichloroethane	<	0.5		ug/L	
OU4	W-6K	8/31/21		1,1,2-Trichloroethane	<	0.5		ug/L	
OU4	W-6K	8/31/21		1,1,2,2-Tetrachloroethane	<	0.5		ug/L	
OU4	W-6K	8/31/21		1,2-Dichlorobenzene	<	0.5		ug/L	
OU4	W-6K	8/31/21		1,2-Dichloroethane	<	0.5		ug/L	
OU4	W-6K	8/31/21		1,2-Dichloroethene (total)	<	1		ug/L	
OU4	W-6K	8/31/21		1,2-Dichloropropane	<	0.5		ug/L	
OU4	W-6K	8/31/21		1,3-Dichlorobenzene	<	0.5		ug/L	
OU4	W-6K	8/31/21		1,4-Dichlorobenzene	<	0.5		ug/L	
OU4	W-6K	8/31/21		2-Chloroethylvinylether	<	10		ug/L	
OU4	W-6K	8/31/21		Bromodichloromethane	<	0.5		ug/L	
OU4	W-6K	8/31/21		Bromoform	<	0.5		ug/L	
OU4	W-6K	8/31/21		Bromomethane	<	1		ug/L	
OU4	W-6K	8/31/21		Carbon tetrachloride	<	0.5		ug/L	
OU4	W-6K	8/31/21		Chlorobenzene	<	0.5		ug/L	
OU4	W-6K	8/31/21		Chloroethane	<	0.5		ug/L	
OU4	W-6K	8/31/21		Chloroform	<	0.5		ug/L	
OU4	W-6K	8/31/21		Chloromethane	<	0.5		ug/L	
OU4	W-6K	8/31/21		cis-1,2-Dichloroethene		0.53		ug/L	
OU4	W-6K	8/31/21		cis-1,3-Dichloropropene	<	0.5		ug/L	
OU4	W-6K	8/31/21		Dibromochloromethane	<	0.5		ug/L	
OU4	W-6K	8/31/21		Dichlorodifluoromethane	<	0.5		ug/L	
OU4	W-6K	8/31/21		Methylene chloride	<	1		ug/L	
OU4	W-6K	8/31/21		Tetrachloroethene	<	0.5		ug/L	
OU4	W-6K	8/31/21		trans-1,2-Dichloroethene	<	0.5		ug/L	
OU4	W-6K	8/31/21		trans-1,3-Dichloropropene	<	0.5		ug/L	
OU4	W-6K	8/31/21		Trichloroethene		14		ug/L	
OU4	W-6K	8/31/21		Trichlorofluoromethane	<	0.5		ug/L	
OU4	W-6K	8/31/21		Trichlorotrifluoroethane	<	0.5		ug/L	
OU4	W-6K	8/31/21		Vinyl chloride	<	0.5		ug/L	
OU4	W-6K	8/31/21		Field Oxidation Potential (Eh)		29		mVolts	
OU4	W-6K	8/31/21		Field pH		8.65		Units	
OU4	W-6K	8/31/21		Field Specific Conductance		1533		umhos/cm	
OU4	W-6K	8/31/21		Field Temperature		23.2		Degrees C	
OU4	W-6L	3/4/21		Nitrate (as NO3)		9.5		mg/L	D
OU4	W-6L	3/4/21		Perchlorate	<	4		ug/L	
OU4	W-6L	3/4/21		1,1-Dichloroethane	<	0.5		ug/L	
OU4	W-6L	3/4/21		1,1-Dichloroethene	<	0.5		ug/L	
OU4	W-6L	3/4/21		1,1,1-Trichloroethane	<	0.5		ug/L	
OU4	W-6L	3/4/21		1,1,2-Trichloroethane	<	0.5		ug/L	
OU4	W-6L	3/4/21		1,1,2,2-Tetrachloroethane	<	0.5		ug/L	
OU4	W-6L	3/4/21		1,2-Dichlorobenzene	<	0.5		ug/L	

Attachment 1. Table 1. Groundwater analytical data, Site 300, 2021.

OU	Location	Date	Sample Type	Parameter	LOS Indicator	Result	Error	Units	QA Flag
OU4	W-6L	3/4/21		1,2-Dichloroethane	<	0.5		ug/L	
OU4	W-6L	3/4/21		1,2-Dichloroethene (total)	<	1		ug/L	
OU4	W-6L	3/4/21		1,2-Dichloropropane	<	0.5		ug/L	
OU4	W-6L	3/4/21		1,3-Dichlorobenzene	<	0.5		ug/L	
OU4	W-6L	3/4/21		1,4-Dichlorobenzene	<	0.5		ug/L	
OU4	W-6L	3/4/21		2-Chloroethylvinylether	<	1		ug/L	
OU4	W-6L	3/4/21		Bromodichloromethane	<	0.5		ug/L	
OU4	W-6L	3/4/21		Bromoform	<	0.5		ug/L	
OU4	W-6L	3/4/21		Bromomethane	<	0.5		ug/L	
OU4	W-6L	3/4/21		Carbon tetrachloride	<	0.5		ug/L	
OU4	W-6L	3/4/21		Chlorobenzene	<	0.5		ug/L	
OU4	W-6L	3/4/21		Chloroethane	<	0.5		ug/L	
OU4	W-6L	3/4/21		Chloroform	<	0.5		ug/L	
OU4	W-6L	3/4/21		Chloromethane	<	0.5		ug/L	
OU4	W-6L	3/4/21		cis-1,2-Dichloroethene	<	0.5		ug/L	
OU4	W-6L	3/4/21		cis-1,3-Dichloropropene	<	0.5		ug/L	
OU4	W-6L	3/4/21		Dibromochloromethane	<	0.5		ug/L	
OU4	W-6L	3/4/21		Dichlorodifluoromethane	<	0.5		ug/L	
OU4	W-6L	3/4/21		Methylene chloride	<	0.5		ug/L	
OU4	W-6L	3/4/21		Tetrachloroethene	<	0.5		ug/L	
OU4	W-6L	3/4/21		trans-1,2-Dichloroethene	<	0.5		ug/L	
OU4	W-6L	3/4/21		trans-1,3-Dichloropropene	<	0.5		ug/L	
OU4	W-6L	3/4/21		Trichloroethene		19		ug/L	
OU4	W-6L	3/4/21		Trichlorofluoromethane	<	0.5		ug/L	
OU4	W-6L	3/4/21		Trichlorotrifluoroethane	<	0.5		ug/L	
OU4	W-6L	3/4/21		Vinyl chloride	<	0.5		ug/L	
OU4	W-6L	3/4/21		1,3-Dinitrobenzene	<	2		ug/L	
OU4	W-6L	3/4/21		1,3,5-Trinitrobenzene	<	2		ug/L	
OU4	W-6L	3/4/21		2-Amino-4,6-dinitrotoluene	<	2		ug/L	
OU4	W-6L	3/4/21		2-Nitrotoluene	<	2		ug/L	
OU4	W-6L	3/4/21		2,4-Dinitrotoluene	<	2		ug/L	
OU4	W-6L	3/4/21		2,6-Dinitrotoluene	<	2		ug/L	
OU4	W-6L	3/4/21		3-Nitrotoluene	<	2		ug/L	
OU4	W-6L	3/4/21		4-Amino-2,6-dinitrotoluene	<	2		ug/L	
OU4	W-6L	3/4/21		4-Nitrotoluene	<	2		ug/L	
OU4	W-6L	3/4/21		HMX	<	1		ug/L	
OU4	W-6L	3/4/21		Nitrobenzene	<	2		ug/L	
OU4	W-6L	3/4/21		RDX	<	1		ug/L	
OU4	W-6L	3/4/21		TNT	<	2		ug/L	
OU4	W-6L	3/4/21		Field Oxidation Potential (Eh)		30		mVolts	
OU4	W-6L	3/4/21		Field pH		8.78		Units	
OU4	W-6L	3/4/21		Field Specific Conductance		1526		umhos/cm	
OU4	W-6L	3/4/21		Field Temperature		16.7		Degrees C	
OU4	W-6L	8/31/21		1,1-Dichloroethane	<	0.5		ug/L	
OU4	W-6L	8/31/21		1,1-Dichloroethene	<	0.5		ug/L	
OU4	W-6L	8/31/21		1,1,1-Trichloroethane	<	0.5		ug/L	
OU4	W-6L	8/31/21		1,1,2-Trichloroethane	<	0.5		ug/L	
OU4	W-6L	8/31/21		1,1,2,2-Tetrachloroethane	<	0.5		ug/L	
OU4	W-6L	8/31/21		1,2-Dichlorobenzene	<	0.5		ug/L	
OU4	W-6L	8/31/21		1,2-Dichloroethane	<	0.5		ug/L	
OU4	W-6L	8/31/21		1,2-Dichloroethene (total)	<	1		ug/L	
OU4	W-6L	8/31/21		1,2-Dichloropropane	<	0.5		ug/L	
OU4	W-6L	8/31/21		1,3-Dichlorobenzene	<	0.5		ug/L	
OU4	W-6L	8/31/21		1,4-Dichlorobenzene	<	0.5		ug/L	
OU4	W-6L	8/31/21		2-Chloroethylvinylether	<	1		ug/L	
OU4	W-6L	8/31/21		Bromodichloromethane	<	0.5		ug/L	
OU4	W-6L	8/31/21		Bromoform	<	0.5		ug/L	
OU4	W-6L	8/31/21		Bromomethane	<	0.5		ug/L	
OU4	W-6L	8/31/21		Carbon tetrachloride	<	0.5		ug/L	
OU4	W-6L	8/31/21		Chlorobenzene	<	0.5		ug/L	
OU4	W-6L	8/31/21		Chloroethane	<	0.5		ug/L	
OU4	W-6L	8/31/21		Chloroform	<	0.5		ug/L	
OU4	W-6L	8/31/21		Chloromethane	<	0.5		ug/L	
OU4	W-6L	8/31/21		cis-1,2-Dichloroethene	<	0.5		ug/L	
OU4	W-6L	8/31/21		cis-1,3-Dichloropropene	<	0.5		ug/L	
OU4	W-6L	8/31/21		Dibromochloromethane	<	0.5		ug/L	

Attachment 1. Table 1. Groundwater analytical data, Site 300, 2021.

OU	Location	Date	Sample Type	Parameter	LOS Indicator	Result	Error	Units	QA Flag
OU4	W-6L	8/31/21		Dichlorodifluoromethane	<	0.5		ug/L	
OU4	W-6L	8/31/21		Methylene chloride	<	0.5		ug/L	
OU4	W-6L	8/31/21		Tetrachloroethene	<	0.5		ug/L	
OU4	W-6L	8/31/21		trans-1,2-Dichloroethene	<	0.5		ug/L	
OU4	W-6L	8/31/21		trans-1,3-Dichloropropene	<	0.5		ug/L	
OU4	W-6L	8/31/21		Trichloroethene		20		ug/L	
OU4	W-6L	8/31/21		Trichlorofluoromethane	<	0.5		ug/L	
OU4	W-6L	8/31/21		Trichlorotrifluoroethane	<	0.5		ug/L	
OU4	W-6L	8/31/21		Vinyl chloride	<	0.5		ug/L	
OU4	W-6L	8/31/21		Field Oxidation Potential (Eh)		11		mVolts	
OU4	W-6L	8/31/21		Field pH		8.61		Units	
OU4	W-6L	8/31/21		Field Specific Conductance		1518		umhos/cm	
OU4	W-6L	8/31/21		Field Temperature		27.2		Degrees C	
OU4	W-808-01	3/8/21		Nitrate (as NO3)		79		mg/L	D
OU4	W-808-01	3/8/21		Perchlorate	<	4		ug/L	
OU4	W-808-01	3/8/21		1,1-Dichloroethane	<	0.5		ug/L	
OU4	W-808-01	3/8/21		1,1-Dichloroethene	<	0.5		ug/L	
OU4	W-808-01	3/8/21		1,1,1-Trichloroethane	<	0.5		ug/L	
OU4	W-808-01	3/8/21		1,1,2-Trichloroethane	<	0.5		ug/L	
OU4	W-808-01	3/8/21		1,1,2,2-Tetrachloroethane	<	0.5		ug/L	
OU4	W-808-01	3/8/21		1,2-Dichlorobenzene	<	0.5		ug/L	
OU4	W-808-01	3/8/21		1,2-Dichloroethane	<	0.5		ug/L	
OU4	W-808-01	3/8/21		1,2-Dichloroethene (total)	<	1		ug/L	
OU4	W-808-01	3/8/21		1,2-Dichloropropane	<	0.5		ug/L	
OU4	W-808-01	3/8/21		1,3-Dichlorobenzene	<	0.5		ug/L	
OU4	W-808-01	3/8/21		1,4-Dichlorobenzene	<	0.5		ug/L	
OU4	W-808-01	3/8/21		2-Chloroethylvinylether	<	1		ug/L	L
OU4	W-808-01	3/8/21		Bromodichloromethane	<	0.5		ug/L	
OU4	W-808-01	3/8/21		Bromoform	<	0.5		ug/L	
OU4	W-808-01	3/8/21		Bromomethane	<	0.5		ug/L	
OU4	W-808-01	3/8/21		Carbon tetrachloride	<	0.5		ug/L	
OU4	W-808-01	3/8/21		Chlorobenzene	<	0.5		ug/L	
OU4	W-808-01	3/8/21		Chloroethane	<	0.5		ug/L	
OU4	W-808-01	3/8/21		Chloroform	<	0.5		ug/L	
OU4	W-808-01	3/8/21		Chloromethane	<	0.5		ug/L	
OU4	W-808-01	3/8/21		cis-1,2-Dichloroethene	<	0.5		ug/L	
OU4	W-808-01	3/8/21		cis-1,3-Dichloropropene	<	0.5		ug/L	
OU4	W-808-01	3/8/21		Dibromochloromethane	<	0.5		ug/L	
OU4	W-808-01	3/8/21		Dichlorodifluoromethane	<	0.5		ug/L	
OU4	W-808-01	3/8/21		Methylene chloride	<	0.5		ug/L	
OU4	W-808-01	3/8/21		Tetrachloroethene	<	0.5		ug/L	
OU4	W-808-01	3/8/21		trans-1,2-Dichloroethene	<	0.5		ug/L	
OU4	W-808-01	3/8/21		trans-1,3-Dichloropropene	<	0.5		ug/L	
OU4	W-808-01	3/8/21		Trichloroethene	<	0.5		ug/L	
OU4	W-808-01	3/8/21		Trichlorofluoromethane	<	0.5		ug/L	
OU4	W-808-01	3/8/21		Trichlorotrifluoroethane	<	0.5		ug/L	
OU4	W-808-01	3/8/21		Vinyl chloride	<	0.5		ug/L	
OU4	W-808-01	3/8/21		1,3-Dinitrobenzene	<	2		ug/L	
OU4	W-808-01	3/8/21		1,3,5-Trinitrobenzene	<	2		ug/L	
OU4	W-808-01	3/8/21		2-Amino-4,6-dinitrotoluene	<	2		ug/L	
OU4	W-808-01	3/8/21		2-Nitrotoluene	<	2		ug/L	
OU4	W-808-01	3/8/21		2,4-Dinitrotoluene	<	2		ug/L	
OU4	W-808-01	3/8/21		2,6-Dinitrotoluene	<	2		ug/L	
OU4	W-808-01	3/8/21		3-Nitrotoluene	<	2		ug/L	
OU4	W-808-01	3/8/21		4-Amino-2,6-dinitrotoluene	<	2		ug/L	
OU4	W-808-01	3/8/21		4-Nitrotoluene	<	2		ug/L	
OU4	W-808-01	3/8/21		HMX	<	1		ug/L	
OU4	W-808-01	3/8/21		Nitrobenzene	<	2		ug/L	
OU4	W-808-01	3/8/21		RDX	<	1		ug/L	
OU4	W-808-01	3/8/21		TNT	<	2		ug/L	
OU4	W-808-01	3/8/21		Field Oxidation Potential (Eh)		167		mVolts	
OU4	W-808-01	3/8/21		Field pH		8.45		Units	
OU4	W-808-01	3/8/21		Field Specific Conductance		834.4		umhos/cm	
OU4	W-808-01	3/8/21		Field Temperature		20.1		Degrees C	
OU4	W-808-02	3/8/21		Nitrate (as NO3)	<	1		mg/L	
OU4	W-808-02	3/8/21		Perchlorate	<	4		ug/L	

Attachment 1. Table 1. Groundwater analytical data, Site 300, 2021.

OU	Location	Date	Sample Type	Parameter	LOS Indicator	Result	Error	Units	QA Flag
OU4	W-808-02	3/8/21		1,1-Dichloroethane	<	0.5		ug/L	
OU4	W-808-02	3/8/21		1,1-Dichloroethene	<	0.5		ug/L	
OU4	W-808-02	3/8/21		1,1,1-Trichloroethane	<	0.5		ug/L	
OU4	W-808-02	3/8/21		1,1,2-Trichloroethane	<	0.5		ug/L	
OU4	W-808-02	3/8/21		1,1,2,2-Tetrachloroethane	<	0.5		ug/L	
OU4	W-808-02	3/8/21		1,2-Dichlorobenzene	<	0.5		ug/L	
OU4	W-808-02	3/8/21		1,2-Dichloroethane	<	0.5		ug/L	
OU4	W-808-02	3/8/21		1,2-Dichloroethene (total)	<	1		ug/L	
OU4	W-808-02	3/8/21		1,2-Dichloropropane	<	0.5		ug/L	
OU4	W-808-02	3/8/21		1,3-Dichlorobenzene	<	0.5		ug/L	
OU4	W-808-02	3/8/21		1,4-Dichlorobenzene	<	0.5		ug/L	
OU4	W-808-02	3/8/21		2-Chloroethylvinylether	<	1		ug/L	L
OU4	W-808-02	3/8/21		Bromodichloromethane	<	0.5		ug/L	
OU4	W-808-02	3/8/21		Bromoform	<	0.5		ug/L	
OU4	W-808-02	3/8/21		Bromomethane	<	0.5		ug/L	
OU4	W-808-02	3/8/21		Carbon tetrachloride	<	0.5		ug/L	
OU4	W-808-02	3/8/21		Chlorobenzene	<	0.5		ug/L	
OU4	W-808-02	3/8/21		Chloroethane	<	0.5		ug/L	
OU4	W-808-02	3/8/21		Chloroform	<	0.5		ug/L	
OU4	W-808-02	3/8/21		Chloromethane	<	0.5		ug/L	
OU4	W-808-02	3/8/21		cis-1,2-Dichloroethene	<	0.5		ug/L	
OU4	W-808-02	3/8/21		cis-1,3-Dichloropropene	<	0.5		ug/L	
OU4	W-808-02	3/8/21		Dibromochloromethane	<	0.5		ug/L	
OU4	W-808-02	3/8/21		Dichlorodifluoromethane	<	0.5		ug/L	
OU4	W-808-02	3/8/21		Methylene chloride	<	0.5		ug/L	
OU4	W-808-02	3/8/21		Tetrachloroethene	<	0.5		ug/L	
OU4	W-808-02	3/8/21		trans-1,2-Dichloroethene	<	0.5		ug/L	
OU4	W-808-02	3/8/21		trans-1,3-Dichloropropene	<	0.5		ug/L	
OU4	W-808-02	3/8/21		Trichloroethene	<	0.5		ug/L	
OU4	W-808-02	3/8/21		Trichlorofluoromethane	<	0.5		ug/L	
OU4	W-808-02	3/8/21		Trichlorotrifluoroethane	<	0.5		ug/L	
OU4	W-808-02	3/8/21		Vinyl chloride	<	0.5		ug/L	
OU4	W-808-02	3/8/21		1,3-Dinitrobenzene	<	2		ug/L	
OU4	W-808-02	3/8/21		1,3,5-Trinitrobenzene	<	2		ug/L	
OU4	W-808-02	3/8/21		2-Amino-4,6-dinitrotoluene	<	2		ug/L	
OU4	W-808-02	3/8/21		2-Nitrotoluene	<	2		ug/L	
OU4	W-808-02	3/8/21		2,4-Dinitrotoluene	<	2		ug/L	
OU4	W-808-02	3/8/21		2,6-Dinitrotoluene	<	2		ug/L	
OU4	W-808-02	3/8/21		3-Nitrotoluene	<	2		ug/L	
OU4	W-808-02	3/8/21		4-Amino-2,6-dinitrotoluene	<	2		ug/L	
OU4	W-808-02	3/8/21		4-Nitrotoluene	<	2		ug/L	
OU4	W-808-02	3/8/21		HMX	<	1		ug/L	
OU4	W-808-02	3/8/21		Nitrobenzene	<	2		ug/L	
OU4	W-808-02	3/8/21		RDX	<	1		ug/L	
OU4	W-808-02	3/8/21		TNT	<	2		ug/L	
OU4	W-808-02	3/8/21		Field Oxidation Potential (Eh)		146		mVolts	
OU4	W-808-02	3/8/21		Field pH		9.47		Units	
OU4	W-808-02	3/8/21		Field Specific Conductance		979.9		umhos/cm	
OU4	W-808-02	3/8/21		Field Temperature		20.5		Degrees C	
OU4	W-808-03	3/11/21		Nitrate (as NO3)	<	1		mg/L	
OU4	W-808-03	3/11/21		Perchlorate	<	4		ug/L	
OU4	W-808-03	3/11/21		1,1-Dichloroethane	<	0.5		ug/L	
OU4	W-808-03	3/11/21		1,1-Dichloroethene	<	0.5		ug/L	
OU4	W-808-03	3/11/21		1,1,1-Trichloroethane	<	0.5		ug/L	
OU4	W-808-03	3/11/21		1,1,2-Trichloroethane	<	0.5		ug/L	
OU4	W-808-03	3/11/21		1,1,2,2-Tetrachloroethane	<	0.5		ug/L	
OU4	W-808-03	3/11/21		1,2-Dichlorobenzene	<	0.5		ug/L	
OU4	W-808-03	3/11/21		1,2-Dichloroethane	<	0.5		ug/L	
OU4	W-808-03	3/11/21		1,2-Dichloroethene (total)	<	1		ug/L	
OU4	W-808-03	3/11/21		1,2-Dichloropropane	<	0.5		ug/L	
OU4	W-808-03	3/11/21		1,3-Dichlorobenzene	<	0.5		ug/L	
OU4	W-808-03	3/11/21		1,4-Dichlorobenzene	<	0.5		ug/L	
OU4	W-808-03	3/11/21		2-Chloroethylvinylether	<	1		ug/L	
OU4	W-808-03	3/11/21		Bromodichloromethane	<	0.5		ug/L	
OU4	W-808-03	3/11/21		Bromoform	<	0.5		ug/L	
OU4	W-808-03	3/11/21		Bromomethane	<	0.5		ug/L	

Attachment 1. Table 1. Groundwater analytical data, Site 300, 2021.

OU	Location	Date	Sample Type	Parameter	LOS Indicator	Result	Error	Units	QA Flag
OU4	W-808-03	3/11/21		Carbon tetrachloride	<	0.5		ug/L	
OU4	W-808-03	3/11/21		Chlorobenzene	<	0.5		ug/L	
OU4	W-808-03	3/11/21		Chloroethane	<	0.5		ug/L	
OU4	W-808-03	3/11/21		Chloroform	<	0.5		ug/L	
OU4	W-808-03	3/11/21		Chloromethane	<	0.5		ug/L	
OU4	W-808-03	3/11/21		cis-1,2-Dichloroethene	<	0.5		ug/L	
OU4	W-808-03	3/11/21		cis-1,3-Dichloropropene	<	0.5		ug/L	
OU4	W-808-03	3/11/21		Dibromochloromethane	<	0.5		ug/L	
OU4	W-808-03	3/11/21		Dichlorodifluoromethane	<	0.5		ug/L	
OU4	W-808-03	3/11/21		Methylene chloride	<	0.5		ug/L	
OU4	W-808-03	3/11/21		Tetrachloroethene	<	0.5		ug/L	
OU4	W-808-03	3/11/21		trans-1,2-Dichloroethene	<	0.5		ug/L	
OU4	W-808-03	3/11/21		trans-1,3-Dichloropropene	<	0.5		ug/L	
OU4	W-808-03	3/11/21		Trichloroethene	<	0.5		ug/L	
OU4	W-808-03	3/11/21		Trichlorofluoromethane	<	0.5		ug/L	
OU4	W-808-03	3/11/21		Trichlorotrifluoroethane	<	0.5		ug/L	
OU4	W-808-03	3/11/21		Vinyl chloride	<	0.5		ug/L	
OU4	W-808-03	3/11/21		1,3-Dinitrobenzene	<	2		ug/L	
OU4	W-808-03	3/11/21		1,3,5-Trinitrobenzene	<	2		ug/L	
OU4	W-808-03	3/11/21		2-Amino-4,6-dinitrotoluene	<	2		ug/L	
OU4	W-808-03	3/11/21		2-Nitrotoluene	<	2		ug/L	
OU4	W-808-03	3/11/21		2,4-Dinitrotoluene	<	2		ug/L	
OU4	W-808-03	3/11/21		2,6-Dinitrotoluene	<	2		ug/L	
OU4	W-808-03	3/11/21		3-Nitrotoluene	<	2		ug/L	
OU4	W-808-03	3/11/21		4-Amino-2,6-dinitrotoluene	<	2		ug/L	
OU4	W-808-03	3/11/21		4-Nitrotoluene	<	2		ug/L	
OU4	W-808-03	3/11/21		HMX	<	1		ug/L	
OU4	W-808-03	3/11/21		Nitrobenzene	<	2		ug/L	
OU4	W-808-03	3/11/21		RDX	<	1		ug/L	
OU4	W-808-03	3/11/21		TNT	<	2		ug/L	
OU4	W-809-01	3/9/21		Nitrate (as NO3)		96		mg/L	D
OU4	W-809-01	3/9/21		Perchlorate	<	4		ug/L	
OU4	W-809-01	3/9/21		1,1-Dichloroethane	<	0.5		ug/L	
OU4	W-809-01	3/9/21		1,1-Dichloroethene		1		ug/L	
OU4	W-809-01	3/9/21		1,1,1-Trichloroethane	<	0.5		ug/L	
OU4	W-809-01	3/9/21		1,1,2-Trichloroethane	<	0.5		ug/L	
OU4	W-809-01	3/9/21		1,1,2,2-Tetrachloroethane	<	0.5		ug/L	
OU4	W-809-01	3/9/21		1,2-Dichlorobenzene	<	0.5		ug/L	
OU4	W-809-01	3/9/21		1,2-Dichloroethane	<	0.5		ug/L	
OU4	W-809-01	3/9/21		1,2-Dichloroethene (total)	<	1		ug/L	
OU4	W-809-01	3/9/21		1,2-Dichloropropane	<	0.5		ug/L	
OU4	W-809-01	3/9/21		1,3-Dichlorobenzene	<	0.5		ug/L	
OU4	W-809-01	3/9/21		1,4-Dichlorobenzene	<	0.5		ug/L	
OU4	W-809-01	3/9/21		2-Chloroethylvinylether	<	10		ug/L	
OU4	W-809-01	3/9/21		Bromodichloromethane	<	0.5		ug/L	
OU4	W-809-01	3/9/21		Bromoform	<	0.5		ug/L	
OU4	W-809-01	3/9/21		Bromomethane	<	1		ug/L	
OU4	W-809-01	3/9/21		Carbon tetrachloride	<	0.5		ug/L	
OU4	W-809-01	3/9/21		Chlorobenzene	<	0.5		ug/L	
OU4	W-809-01	3/9/21		Chloroethane	<	0.5		ug/L	
OU4	W-809-01	3/9/21		Chloroform		1.1		ug/L	
OU4	W-809-01	3/9/21		Chloromethane	<	0.5		ug/L	
OU4	W-809-01	3/9/21		cis-1,2-Dichloroethene	<	0.5		ug/L	
OU4	W-809-01	3/9/21		cis-1,3-Dichloropropene	<	0.5		ug/L	
OU4	W-809-01	3/9/21		Dibromochloromethane	<	0.5		ug/L	
OU4	W-809-01	3/9/21		Dichlorodifluoromethane	<	0.5		ug/L	
OU4	W-809-01	3/9/21		Methylene chloride	<	1		ug/L	
OU4	W-809-01	3/9/21		Tetrachloroethene	<	0.5		ug/L	
OU4	W-809-01	3/9/21		trans-1,2-Dichloroethene	<	0.5		ug/L	
OU4	W-809-01	3/9/21		trans-1,3-Dichloropropene	<	0.5		ug/L	
OU4	W-809-01	3/9/21		Trichloroethene		1.7		ug/L	
OU4	W-809-01	3/9/21		Trichlorofluoromethane	<	0.5		ug/L	
OU4	W-809-01	3/9/21		Trichlorotrifluoroethane	<	0.5		ug/L	
OU4	W-809-01	3/9/21		Vinyl chloride	<	0.5		ug/L	
OU4	W-809-01	3/9/21		1,3-Dinitrobenzene	<	2.5		ug/L	D
OU4	W-809-01	3/9/21		1,3,5-Trinitrobenzene	<	2.5		ug/L	D

Attachment 1. Table 1. Groundwater analytical data, Site 300, 2021.

OU	Location	Date	Sample Type	Parameter	LOS Indicator	Result	Error	Units	QA Flag
OU4	W-809-01	3/9/21		2-Amino-4,6-dinitrotoluene	<	2.5		ug/L	D
OU4	W-809-01	3/9/21		2-Nitrotoluene	<	2.5		ug/L	D
OU4	W-809-01	3/9/21		2,4-Dinitrotoluene	<	2.5		ug/L	D
OU4	W-809-01	3/9/21		2,6-Dinitrotoluene	<	2.5		ug/L	D
OU4	W-809-01	3/9/21		3-Nitrotoluene	<	2.5		ug/L	D
OU4	W-809-01	3/9/21		4-Amino-2,6-dinitrotoluene	<	2.5		ug/L	D
OU4	W-809-01	3/9/21		4-Nitrotoluene	<	2.5		ug/L	D
OU4	W-809-01	3/9/21		HMX	<	1.2		ug/L	D
OU4	W-809-01	3/9/21		Nitrobenzene	<	2.5		ug/L	D
OU4	W-809-01	3/9/21		RDX	<	1.2		ug/L	D
OU4	W-809-01	3/9/21		TNT	<	2.5		ug/L	D
OU4	W-809-01	3/9/21		Field Oxidation Potential (Eh)		178		mVolts	
OU4	W-809-01	3/9/21		Field pH		7.35		Units	
OU4	W-809-01	3/9/21		Field Specific Conductance		1565		umhos/cm	
OU4	W-809-01	3/9/21		Field Temperature		19.4		Degrees C	
OU4	W-809-01	3/9/21	DUP	Nitrate (as NO3)		89		mg/L	D
OU4	W-809-01	3/9/21	DUP	Perchlorate		5.2		ug/L	
OU4	W-809-01	3/9/21	DUP	1,1-Dichloroethane	<	0.5		ug/L	
OU4	W-809-01	3/9/21	DUP	1,1-Dichloroethene		1.2		ug/L	
OU4	W-809-01	3/9/21	DUP	1,1,1-Trichloroethane	<	0.5		ug/L	
OU4	W-809-01	3/9/21	DUP	1,1,2-Trichloroethane	<	0.5		ug/L	
OU4	W-809-01	3/9/21	DUP	1,1,2,2-Tetrachloroethane	<	0.5		ug/L	
OU4	W-809-01	3/9/21	DUP	1,2-Dichlorobenzene	<	0.5		ug/L	
OU4	W-809-01	3/9/21	DUP	1,2-Dichloroethane	<	0.5		ug/L	
OU4	W-809-01	3/9/21	DUP	1,2-Dichloroethene (total)	<	1		ug/L	
OU4	W-809-01	3/9/21	DUP	1,2-Dichloropropane	<	0.5		ug/L	
OU4	W-809-01	3/9/21	DUP	1,3-Dichlorobenzene	<	0.5		ug/L	
OU4	W-809-01	3/9/21	DUP	1,4-Dichlorobenzene	<	0.5		ug/L	
OU4	W-809-01	3/9/21	DUP	2-Chloroethylvinylether	<	1		ug/L	
OU4	W-809-01	3/9/21	DUP	Bromodichloromethane	<	0.5		ug/L	
OU4	W-809-01	3/9/21	DUP	Bromoform	<	0.5		ug/L	
OU4	W-809-01	3/9/21	DUP	Bromomethane	<	0.5		ug/L	
OU4	W-809-01	3/9/21	DUP	Carbon tetrachloride	<	0.5		ug/L	
OU4	W-809-01	3/9/21	DUP	Chlorobenzene	<	0.5		ug/L	
OU4	W-809-01	3/9/21	DUP	Chloroethane	<	0.5		ug/L	
OU4	W-809-01	3/9/21	DUP	Chloroform		1.5		ug/L	
OU4	W-809-01	3/9/21	DUP	Chloromethane	<	0.5		ug/L	
OU4	W-809-01	3/9/21	DUP	cis-1,2-Dichloroethene	<	0.5		ug/L	
OU4	W-809-01	3/9/21	DUP	cis-1,3-Dichloropropene	<	0.5		ug/L	
OU4	W-809-01	3/9/21	DUP	Dibromochloromethane	<	0.5		ug/L	
OU4	W-809-01	3/9/21	DUP	Dichlorodifluoromethane	<	0.5		ug/L	
OU4	W-809-01	3/9/21	DUP	Methylene chloride	<	0.5		ug/L	
OU4	W-809-01	3/9/21	DUP	Tetrachloroethene	<	0.5		ug/L	
OU4	W-809-01	3/9/21	DUP	trans-1,2-Dichloroethene	<	0.5		ug/L	
OU4	W-809-01	3/9/21	DUP	trans-1,3-Dichloropropene	<	0.5		ug/L	
OU4	W-809-01	3/9/21	DUP	Trichloroethene		1.9		ug/L	
OU4	W-809-01	3/9/21	DUP	Trichlorofluoromethane	<	0.5		ug/L	
OU4	W-809-01	3/9/21	DUP	Trichlorotrifluoroethane	<	0.5		ug/L	
OU4	W-809-01	3/9/21	DUP	Vinyl chloride	<	0.5		ug/L	
OU4	W-809-01	3/9/21	DUP	1,3-Dinitrobenzene	<	2		ug/L	
OU4	W-809-01	3/9/21	DUP	1,3,5-Trinitrobenzene	<	2		ug/L	
OU4	W-809-01	3/9/21	DUP	2-Amino-4,6-dinitrotoluene	<	2		ug/L	
OU4	W-809-01	3/9/21	DUP	2-Nitrotoluene	<	2		ug/L	
OU4	W-809-01	3/9/21	DUP	2,4-Dinitrotoluene	<	2		ug/L	
OU4	W-809-01	3/9/21	DUP	2,6-Dinitrotoluene	<	2		ug/L	
OU4	W-809-01	3/9/21	DUP	3-Nitrotoluene	<	2		ug/L	
OU4	W-809-01	3/9/21	DUP	4-Amino-2,6-dinitrotoluene	<	2		ug/L	
OU4	W-809-01	3/9/21	DUP	4-Nitrotoluene	<	2		ug/L	
OU4	W-809-01	3/9/21	DUP	HMX	<	1		ug/L	
OU4	W-809-01	3/9/21	DUP	Nitrobenzene	<	2		ug/L	
OU4	W-809-01	3/9/21	DUP	RDX	<	1		ug/L	
OU4	W-809-01	3/9/21	DUP	TNT	<	2		ug/L	
OU4	W-809-01	9/22/21		1,1-Dichloroethane	<	0.5		ug/L	
OU4	W-809-01	9/22/21		1,1-Dichloroethene		1.2		ug/L	
OU4	W-809-01	9/22/21		1,1,1-Trichloroethane	<	0.5		ug/L	
OU4	W-809-01	9/22/21		1,1,2-Trichloroethane	<	0.5		ug/L	

Attachment 1. Table 1. Groundwater analytical data, Site 300, 2021.

OU	Location	Date	Sample Type	Parameter	LOS Indicator	Result	Error	Units	QA Flag
OU4	W-809-01	9/22/21		1,1,2,2-Tetrachloroethane	<	0.5		ug/L	
OU4	W-809-01	9/22/21		1,2-Dichlorobenzene	<	0.5		ug/L	
OU4	W-809-01	9/22/21		1,2-Dichloroethane	<	0.5		ug/L	
OU4	W-809-01	9/22/21		1,2-Dichloroethene (total)	<	1		ug/L	
OU4	W-809-01	9/22/21		1,2-Dichloropropane	<	0.5		ug/L	
OU4	W-809-01	9/22/21		1,3-Dichlorobenzene	<	0.5		ug/L	
OU4	W-809-01	9/22/21		1,4-Dichlorobenzene	<	0.5		ug/L	
OU4	W-809-01	9/22/21		2-Chloroethylvinylether	<	10		ug/L	
OU4	W-809-01	9/22/21		Bromodichloromethane	<	0.5		ug/L	
OU4	W-809-01	9/22/21		Bromoform	<	0.5		ug/L	
OU4	W-809-01	9/22/21		Bromomethane	<	1		ug/L	
OU4	W-809-01	9/22/21		Carbon tetrachloride	<	0.5		ug/L	
OU4	W-809-01	9/22/21		Chlorobenzene	<	0.5		ug/L	
OU4	W-809-01	9/22/21		Chloroethane	<	0.5		ug/L	
OU4	W-809-01	9/22/21		Chloroform		1.3		ug/L	
OU4	W-809-01	9/22/21		Chloromethane	<	0.5		ug/L	
OU4	W-809-01	9/22/21		cis-1,2-Dichloroethene	<	0.5		ug/L	
OU4	W-809-01	9/22/21		cis-1,3-Dichloropropene	<	0.5		ug/L	
OU4	W-809-01	9/22/21		Dibromochloromethane	<	0.5		ug/L	
OU4	W-809-01	9/22/21		Dichlorodifluoromethane	<	0.5		ug/L	
OU4	W-809-01	9/22/21		Methylene chloride	<	1		ug/L	
OU4	W-809-01	9/22/21		Tetrachloroethene	<	0.5		ug/L	
OU4	W-809-01	9/22/21		trans-1,2-Dichloroethene	<	0.5		ug/L	
OU4	W-809-01	9/22/21		trans-1,3-Dichloropropene	<	0.5		ug/L	
OU4	W-809-01	9/22/21		Trichloroethene		1.7		ug/L	
OU4	W-809-01	9/22/21		Trichlorofluoromethane	<	0.5		ug/L	
OU4	W-809-01	9/22/21		Trichlorotrifluoroethane	<	0.5		ug/L	
OU4	W-809-01	9/22/21		Vinyl chloride	<	0.5		ug/L	
OU4	W-809-01	9/22/21		Field Oxidation Potential (Eh)		94		mVolts	
OU4	W-809-01	9/22/21		Field pH		8.15		Units	
OU4	W-809-01	9/22/21		Field Specific Conductance		1538		umhos/cm	
OU4	W-809-01	9/22/21		Field Temperature		21.9		Degrees C	
OU4	W-809-01	9/22/21	DUP	1,1-Dichloroethane	<	0.5		ug/L	
OU4	W-809-01	9/22/21	DUP	1,1-Dichloroethene		1.1		ug/L	
OU4	W-809-01	9/22/21	DUP	1,1,1-Trichloroethane	<	0.5		ug/L	
OU4	W-809-01	9/22/21	DUP	1,1,2-Trichloroethane	<	0.5		ug/L	
OU4	W-809-01	9/22/21	DUP	1,1,2,2-Tetrachloroethane	<	0.5		ug/L	
OU4	W-809-01	9/22/21	DUP	1,2-Dichlorobenzene	<	0.5		ug/L	
OU4	W-809-01	9/22/21	DUP	1,2-Dichloroethane	<	0.5		ug/L	
OU4	W-809-01	9/22/21	DUP	1,2-Dichloroethene (total)	<	1		ug/L	
OU4	W-809-01	9/22/21	DUP	1,2-Dichloropropane	<	0.5		ug/L	
OU4	W-809-01	9/22/21	DUP	1,3-Dichlorobenzene	<	0.5		ug/L	
OU4	W-809-01	9/22/21	DUP	1,4-Dichlorobenzene	<	0.5		ug/L	
OU4	W-809-01	9/22/21	DUP	2-Chloroethylvinylether	<	1		ug/L	
OU4	W-809-01	9/22/21	DUP	Bromodichloromethane	<	0.5		ug/L	
OU4	W-809-01	9/22/21	DUP	Bromoform	<	0.5		ug/L	
OU4	W-809-01	9/22/21	DUP	Bromomethane	<	0.5		ug/L	
OU4	W-809-01	9/22/21	DUP	Carbon tetrachloride	<	0.5		ug/L	
OU4	W-809-01	9/22/21	DUP	Chlorobenzene	<	0.5		ug/L	
OU4	W-809-01	9/22/21	DUP	Chloroethane	<	0.5		ug/L	
OU4	W-809-01	9/22/21	DUP	Chloroform		1.2		ug/L	
OU4	W-809-01	9/22/21	DUP	Chloromethane	<	0.5		ug/L	
OU4	W-809-01	9/22/21	DUP	cis-1,2-Dichloroethene	<	0.5		ug/L	
OU4	W-809-01	9/22/21	DUP	cis-1,3-Dichloropropene	<	0.5		ug/L	
OU4	W-809-01	9/22/21	DUP	Dibromochloromethane	<	0.5		ug/L	
OU4	W-809-01	9/22/21	DUP	Dichlorodifluoromethane	<	0.5		ug/L	
OU4	W-809-01	9/22/21	DUP	Methylene chloride	<	0.5		ug/L	
OU4	W-809-01	9/22/21	DUP	Tetrachloroethene	<	0.5		ug/L	
OU4	W-809-01	9/22/21	DUP	trans-1,2-Dichloroethene	<	0.5		ug/L	
OU4	W-809-01	9/22/21	DUP	trans-1,3-Dichloropropene	<	0.5		ug/L	
OU4	W-809-01	9/22/21	DUP	Trichloroethene		1.5		ug/L	
OU4	W-809-01	9/22/21	DUP	Trichlorofluoromethane	<	0.5		ug/L	
OU4	W-809-01	9/22/21	DUP	Trichlorotrifluoroethane	<	0.5		ug/L	
OU4	W-809-01	9/22/21	DUP	Vinyl chloride	<	0.5		ug/L	
OU4	W-809-03	3/9/21		Nitrate (as NO3)		89		mg/L	D
OU4	W-809-03	3/9/21		Perchlorate	<	4		ug/L	

Attachment 1. Table 1. Groundwater analytical data, Site 300, 2021.

OU	Location	Date	Sample Type	Parameter	LOS Indicator	Result	Error	Units	QA Flag
OU4	W-809-03	3/9/21		1,1-Dichloroethane	<	0.5		ug/L	
OU4	W-809-03	3/9/21		1,1-Dichloroethene	<	0.5		ug/L	
OU4	W-809-03	3/9/21		1,1,1-Trichloroethane	<	0.5		ug/L	
OU4	W-809-03	3/9/21		1,1,2-Trichloroethane	<	0.5		ug/L	
OU4	W-809-03	3/9/21		1,1,2,2-Tetrachloroethane	<	0.5		ug/L	
OU4	W-809-03	3/9/21		1,2-Dichlorobenzene	<	0.5		ug/L	
OU4	W-809-03	3/9/21		1,2-Dichloroethane	<	0.5		ug/L	
OU4	W-809-03	3/9/21		1,2-Dichloroethene (total)	<	1		ug/L	
OU4	W-809-03	3/9/21		1,2-Dichloropropane	<	0.5		ug/L	
OU4	W-809-03	3/9/21		1,3-Dichlorobenzene	<	0.5		ug/L	
OU4	W-809-03	3/9/21		1,4-Dichlorobenzene	<	0.5		ug/L	
OU4	W-809-03	3/9/21		2-Chloroethylvinylether	<	10		ug/L	
OU4	W-809-03	3/9/21		Bromodichloromethane	<	0.5		ug/L	
OU4	W-809-03	3/9/21		Bromoform	<	0.5		ug/L	
OU4	W-809-03	3/9/21		Bromomethane	<	1		ug/L	
OU4	W-809-03	3/9/21		Carbon tetrachloride	<	0.5		ug/L	
OU4	W-809-03	3/9/21		Chlorobenzene	<	0.5		ug/L	
OU4	W-809-03	3/9/21		Chloroethane	<	0.5		ug/L	
OU4	W-809-03	3/9/21		Chloroform	<	0.5		ug/L	
OU4	W-809-03	3/9/21		Chloromethane	<	0.5		ug/L	
OU4	W-809-03	3/9/21		cis-1,2-Dichloroethene	<	0.5		ug/L	
OU4	W-809-03	3/9/21		cis-1,3-Dichloropropene	<	0.5		ug/L	
OU4	W-809-03	3/9/21		Dibromochloromethane	<	0.5		ug/L	
OU4	W-809-03	3/9/21		Dichlorodifluoromethane	<	0.5		ug/L	
OU4	W-809-03	3/9/21		Methylene chloride	<	1		ug/L	
OU4	W-809-03	3/9/21		Tetrachloroethene	<	0.5		ug/L	
OU4	W-809-03	3/9/21		trans-1,2-Dichloroethene	<	0.5		ug/L	
OU4	W-809-03	3/9/21		trans-1,3-Dichloropropene	<	0.5		ug/L	
OU4	W-809-03	3/9/21		Trichloroethene	<	0.5		ug/L	
OU4	W-809-03	3/9/21		Trichlorofluoromethane	<	0.5		ug/L	
OU4	W-809-03	3/9/21		Trichlorotrifluoroethane	<	0.5		ug/L	
OU4	W-809-03	3/9/21		Vinyl chloride	<	0.5		ug/L	
OU4	W-809-03	3/9/21		1,3-Dinitrobenzene	<	2.2		ug/L	D
OU4	W-809-03	3/9/21		1,3,5-Trinitrobenzene	<	2.2		ug/L	D
OU4	W-809-03	3/9/21		2-Amino-4,6-dinitrotoluene	<	2.2		ug/L	D
OU4	W-809-03	3/9/21		2-Nitrotoluene	<	2.2		ug/L	D
OU4	W-809-03	3/9/21		2,4-Dinitrotoluene	<	2.2		ug/L	D
OU4	W-809-03	3/9/21		2,6-Dinitrotoluene	<	2.2		ug/L	D
OU4	W-809-03	3/9/21		3-Nitrotoluene	<	2.2		ug/L	D
OU4	W-809-03	3/9/21		4-Amino-2,6-dinitrotoluene	<	2.2		ug/L	D
OU4	W-809-03	3/9/21		4-Nitrotoluene	<	2.2		ug/L	D
OU4	W-809-03	3/9/21		HMX		14		ug/L	D
OU4	W-809-03	3/9/21		Nitrobenzene	<	2.2		ug/L	D
OU4	W-809-03	3/9/21		RDX		22		ug/L	D
OU4	W-809-03	3/9/21		TNT	<	2.2		ug/L	D
OU4	W-809-03	3/9/21		Field Oxidation Potential (Eh)		145		mVolts	
OU4	W-809-03	3/9/21		Field pH		7.47		Units	
OU4	W-809-03	3/9/21		Field Specific Conductance		1381		umhos/cm	
OU4	W-809-03	3/9/21		Field Temperature		19.8		Degrees C	
OU4	W-810-01	3/11/21		Nitrate (as NO3)	<	1		mg/L	D
OU4	W-810-01	3/11/21		Perchlorate	<	4		ug/L	
OU4	W-810-01	3/11/21		1,1-Dichloroethane	<	0.5		ug/L	
OU4	W-810-01	3/11/21		1,1-Dichloroethene	<	0.5		ug/L	
OU4	W-810-01	3/11/21		1,1,1-Trichloroethane	<	0.5		ug/L	
OU4	W-810-01	3/11/21		1,1,2-Trichloroethane	<	0.5		ug/L	
OU4	W-810-01	3/11/21		1,1,2,2-Tetrachloroethane	<	0.5		ug/L	
OU4	W-810-01	3/11/21		1,2-Dichlorobenzene	<	0.5		ug/L	
OU4	W-810-01	3/11/21		1,2-Dichloroethane	<	0.5		ug/L	
OU4	W-810-01	3/11/21		1,2-Dichloroethene (total)	<	1		ug/L	
OU4	W-810-01	3/11/21		1,2-Dichloropropane	<	0.5		ug/L	
OU4	W-810-01	3/11/21		1,3-Dichlorobenzene	<	0.5		ug/L	
OU4	W-810-01	3/11/21		1,4-Dichlorobenzene	<	0.5		ug/L	
OU4	W-810-01	3/11/21		2-Chloroethylvinylether	<	10		ug/L	
OU4	W-810-01	3/11/21		Bromodichloromethane	<	0.5		ug/L	
OU4	W-810-01	3/11/21		Bromoform	<	0.5		ug/L	
OU4	W-810-01	3/11/21		Bromomethane	<	1		ug/L	

Attachment 1. Table 1. Groundwater analytical data, Site 300, 2021.

OU	Location	Date	Sample Type	Parameter	LOS Indicator	Result	Error	Units	QA Flag
OU4	W-810-01	3/11/21		Carbon tetrachloride	<	0.5		ug/L	
OU4	W-810-01	3/11/21		Chlorobenzene	<	0.5		ug/L	
OU4	W-810-01	3/11/21		Chloroethane	<	0.5		ug/L	
OU4	W-810-01	3/11/21		Chloroform	<	0.5		ug/L	
OU4	W-810-01	3/11/21		Chloromethane	<	0.5		ug/L	
OU4	W-810-01	3/11/21		cis-1,2-Dichloroethene	<	0.5		ug/L	
OU4	W-810-01	3/11/21		cis-1,3-Dichloropropene	<	0.5		ug/L	
OU4	W-810-01	3/11/21		Dibromochloromethane	<	0.5		ug/L	
OU4	W-810-01	3/11/21		Dichlorodifluoromethane	<	0.5		ug/L	
OU4	W-810-01	3/11/21		Methylene chloride	<	1		ug/L	
OU4	W-810-01	3/11/21		Tetrachloroethene	<	0.5		ug/L	
OU4	W-810-01	3/11/21		trans-1,2-Dichloroethene	<	0.5		ug/L	
OU4	W-810-01	3/11/21		trans-1,3-Dichloropropene	<	0.5		ug/L	
OU4	W-810-01	3/11/21		Trichloroethene	<	0.5		ug/L	
OU4	W-810-01	3/11/21		Trichlorofluoromethane	<	0.5		ug/L	
OU4	W-810-01	3/11/21		Trichlorotrifluoroethane	<	0.5		ug/L	
OU4	W-810-01	3/11/21		Vinyl chloride	<	0.5		ug/L	
OU4	W-810-01	3/11/21		1,3-Dinitrobenzene	<	2.2		ug/L	D
OU4	W-810-01	3/11/21		1,3,5-Trinitrobenzene	<	2.2		ug/L	D
OU4	W-810-01	3/11/21		2-Amino-4,6-dinitrotoluene	<	2.2		ug/L	D
OU4	W-810-01	3/11/21		2-Nitrotoluene	<	2.2		ug/L	D
OU4	W-810-01	3/11/21		2,4-Dinitrotoluene	<	2.2		ug/L	D
OU4	W-810-01	3/11/21		2,6-Dinitrotoluene	<	2.2		ug/L	D
OU4	W-810-01	3/11/21		3-Nitrotoluene	<	2.2		ug/L	D
OU4	W-810-01	3/11/21		4-Amino-2,6-dinitrotoluene	<	2.2		ug/L	D
OU4	W-810-01	3/11/21		4-Nitrotoluene	<	2.2		ug/L	D
OU4	W-810-01	3/11/21		HMX	<	1.1		ug/L	D
OU4	W-810-01	3/11/21		Nitrobenzene	<	2.2		ug/L	D
OU4	W-810-01	3/11/21		RDX	<	1.1		ug/L	D
OU4	W-810-01	3/11/21		TNT	<	2.2		ug/L	D
OU4	W-814-01	3/9/21		Nitrate (as NO3)		71		mg/L	
OU4	W-814-01	3/9/21		Perchlorate		4.7		ug/L	
OU4	W-814-01	3/9/21		1,1-Dichloroethane	<	0.5		ug/L	
OU4	W-814-01	3/9/21		1,1-Dichloroethene	<	0.5		ug/L	
OU4	W-814-01	3/9/21		1,1,1-Trichloroethane	<	0.5		ug/L	
OU4	W-814-01	3/9/21		1,1,2-Trichloroethane	<	0.5		ug/L	
OU4	W-814-01	3/9/21		1,1,2,2-Tetrachloroethane	<	0.5		ug/L	
OU4	W-814-01	3/9/21		1,2-Dichlorobenzene	<	0.5		ug/L	
OU4	W-814-01	3/9/21		1,2-Dichloroethane		0.5		ug/L	
OU4	W-814-01	3/9/21		1,2-Dichloroethene (total)	<	1		ug/L	
OU4	W-814-01	3/9/21		1,2-Dichloropropane	<	0.5		ug/L	
OU4	W-814-01	3/9/21		1,3-Dichlorobenzene	<	0.5		ug/L	
OU4	W-814-01	3/9/21		1,4-Dichlorobenzene	<	0.5		ug/L	
OU4	W-814-01	3/9/21		2-Chloroethylvinylether	<	10		ug/L	
OU4	W-814-01	3/9/21		Bromodichloromethane	<	0.5		ug/L	
OU4	W-814-01	3/9/21		Bromoform	<	0.5		ug/L	
OU4	W-814-01	3/9/21		Bromomethane	<	1		ug/L	
OU4	W-814-01	3/9/21		Carbon tetrachloride	<	0.5		ug/L	
OU4	W-814-01	3/9/21		Chlorobenzene	<	0.5		ug/L	
OU4	W-814-01	3/9/21		Chloroethane	<	0.5		ug/L	
OU4	W-814-01	3/9/21		Chloroform		0.59		ug/L	
OU4	W-814-01	3/9/21		Chloromethane	<	0.5		ug/L	
OU4	W-814-01	3/9/21		cis-1,2-Dichloroethene		0.94		ug/L	
OU4	W-814-01	3/9/21		cis-1,3-Dichloropropene	<	0.5		ug/L	
OU4	W-814-01	3/9/21		Dibromochloromethane	<	0.5		ug/L	
OU4	W-814-01	3/9/21		Dichlorodifluoromethane	<	0.5		ug/L	
OU4	W-814-01	3/9/21		Methylene chloride	<	1		ug/L	
OU4	W-814-01	3/9/21		Tetrachloroethene	<	0.5		ug/L	
OU4	W-814-01	3/9/21		trans-1,2-Dichloroethene	<	0.5		ug/L	
OU4	W-814-01	3/9/21		trans-1,3-Dichloropropene	<	0.5		ug/L	
OU4	W-814-01	3/9/21		Trichloroethene		1.8		ug/L	
OU4	W-814-01	3/9/21		Trichlorofluoromethane	<	0.5		ug/L	
OU4	W-814-01	3/9/21		Trichlorotrifluoroethane	<	0.5		ug/L	
OU4	W-814-01	3/9/21		Vinyl chloride	<	0.5		ug/L	
OU4	W-814-01	3/9/21		1,3-Dinitrobenzene	<	2		ug/L	D
OU4	W-814-01	3/9/21		1,3,5-Trinitrobenzene	<	2		ug/L	D

Attachment 1. Table 1. Groundwater analytical data, Site 300, 2021.

OU	Location	Date	Sample Type	Parameter	LOS Indicator	Result	Error	Units	QA Flag
OU4	W-814-01	3/9/21		2-Amino-4,6-dinitrotoluene	<	2		ug/L	D
OU4	W-814-01	3/9/21		2-Nitrotoluene	<	2		ug/L	D
OU4	W-814-01	3/9/21		2,4-Dinitrotoluene	<	2		ug/L	D
OU4	W-814-01	3/9/21		2,6-Dinitrotoluene	<	2		ug/L	D
OU4	W-814-01	3/9/21		3-Nitrotoluene	<	2		ug/L	D
OU4	W-814-01	3/9/21		4-Amino-2,6-dinitrotoluene	<	2		ug/L	D
OU4	W-814-01	3/9/21		4-Nitrotoluene	<	2		ug/L	D
OU4	W-814-01	3/9/21		HMX	<	1		ug/L	D
OU4	W-814-01	3/9/21		Nitrobenzene	<	2		ug/L	D
OU4	W-814-01	3/9/21		RDX	<	1		ug/L	D
OU4	W-814-01	3/9/21		TNT	<	2		ug/L	D
OU4	W-814-01	3/9/21		Field Oxidation Potential (Eh)		220		mVolts	
OU4	W-814-01	3/9/21		Field pH		7.07		Units	
OU4	W-814-01	3/9/21		Field Specific Conductance		1250		umhos/cm	
OU4	W-814-01	3/9/21		Field Temperature		17.9		Degrees C	
OU4	W-814-01	9/8/21		1,1-Dichloroethane	<	0.5		ug/L	
OU4	W-814-01	9/8/21		1,1-Dichloroethene	<	0.5		ug/L	
OU4	W-814-01	9/8/21		1,1,1-Trichloroethane	<	0.5		ug/L	
OU4	W-814-01	9/8/21		1,1,2-Trichloroethane	<	0.5		ug/L	
OU4	W-814-01	9/8/21		1,1,2,2-Tetrachloroethane	<	0.5		ug/L	
OU4	W-814-01	9/8/21		1,2-Dichlorobenzene	<	0.5		ug/L	
OU4	W-814-01	9/8/21		1,2-Dichloroethane		0.54		ug/L	
OU4	W-814-01	9/8/21		1,2-Dichloroethene (total)	<	1		ug/L	
OU4	W-814-01	9/8/21		1,2-Dichloropropane	<	0.5		ug/L	
OU4	W-814-01	9/8/21		1,3-Dichlorobenzene	<	0.5		ug/L	
OU4	W-814-01	9/8/21		1,4-Dichlorobenzene	<	0.5		ug/L	
OU4	W-814-01	9/8/21		2-Chloroethylvinylether	<	10		ug/L	
OU4	W-814-01	9/8/21		Bromodichloromethane	<	0.5		ug/L	
OU4	W-814-01	9/8/21		Bromoform	<	0.5		ug/L	
OU4	W-814-01	9/8/21		Bromomethane	<	1		ug/L	O
OU4	W-814-01	9/8/21		Carbon tetrachloride	<	0.5		ug/L	
OU4	W-814-01	9/8/21		Chlorobenzene	<	0.5		ug/L	
OU4	W-814-01	9/8/21		Chloroethane	<	0.5		ug/L	
OU4	W-814-01	9/8/21		Chloroform		0.63		ug/L	
OU4	W-814-01	9/8/21		Chloromethane	<	0.5		ug/L	
OU4	W-814-01	9/8/21		cis-1,2-Dichloroethene		0.94		ug/L	
OU4	W-814-01	9/8/21		cis-1,3-Dichloropropene	<	0.5		ug/L	
OU4	W-814-01	9/8/21		Dibromochloromethane	<	0.5		ug/L	
OU4	W-814-01	9/8/21		Dichlorodifluoromethane	<	0.5		ug/L	
OU4	W-814-01	9/8/21		Methylene chloride	<	1		ug/L	
OU4	W-814-01	9/8/21		Tetrachloroethene	<	0.5		ug/L	
OU4	W-814-01	9/8/21		trans-1,2-Dichloroethene	<	0.5		ug/L	
OU4	W-814-01	9/8/21		trans-1,3-Dichloropropene	<	0.5		ug/L	
OU4	W-814-01	9/8/21		Trichloroethene		1.7		ug/L	
OU4	W-814-01	9/8/21		Trichlorofluoromethane	<	0.5		ug/L	
OU4	W-814-01	9/8/21		Trichlorotrifluoroethane	<	0.5		ug/L	
OU4	W-814-01	9/8/21		Vinyl chloride	<	0.5		ug/L	
OU4	W-814-01	9/8/21		Field Oxidation Potential (Eh)		96		mVolts	
OU4	W-814-01	9/8/21		Field pH		8.79		Units	
OU4	W-814-01	9/8/21		Field Specific Conductance		1073		umhos/cm	
OU4	W-814-01	9/8/21		Field Temperature		24.3		Degrees C	
OU4	W-814-01	9/8/21	DUP	1,1-Dichloroethane	<	0.5		ug/L	
OU4	W-814-01	9/8/21	DUP	1,1-Dichloroethene	<	0.5		ug/L	
OU4	W-814-01	9/8/21	DUP	1,1,1-Trichloroethane	<	0.5		ug/L	
OU4	W-814-01	9/8/21	DUP	1,1,2-Trichloroethane	<	0.5		ug/L	
OU4	W-814-01	9/8/21	DUP	1,1,2,2-Tetrachloroethane	<	0.5		ug/L	
OU4	W-814-01	9/8/21	DUP	1,2-Dichlorobenzene	<	0.5		ug/L	
OU4	W-814-01	9/8/21	DUP	1,2-Dichloroethane		0.57		ug/L	
OU4	W-814-01	9/8/21	DUP	1,2-Dichloroethene (total)	<	1		ug/L	
OU4	W-814-01	9/8/21	DUP	1,2-Dichloropropane	<	0.5		ug/L	
OU4	W-814-01	9/8/21	DUP	1,3-Dichlorobenzene	<	0.5		ug/L	
OU4	W-814-01	9/8/21	DUP	1,4-Dichlorobenzene	<	0.5		ug/L	
OU4	W-814-01	9/8/21	DUP	2-Chloroethylvinylether	<	10		ug/L	
OU4	W-814-01	9/8/21	DUP	Bromodichloromethane	<	0.5		ug/L	
OU4	W-814-01	9/8/21	DUP	Bromoform	<	0.5		ug/L	
OU4	W-814-01	9/8/21	DUP	Bromomethane	<	1		ug/L	O

Attachment 1. Table 1. Groundwater analytical data, Site 300, 2021.

OU	Location	Date	Sample Type	Parameter	LOS Indicator	Result	Error	Units	QA Flag
OU4	W-814-01	9/8/21	DUP	Carbon tetrachloride	<	0.5		ug/L	
OU4	W-814-01	9/8/21	DUP	Chlorobenzene	<	0.5		ug/L	
OU4	W-814-01	9/8/21	DUP	Chloroethane	<	0.5		ug/L	
OU4	W-814-01	9/8/21	DUP	Chloroform		0.66		ug/L	
OU4	W-814-01	9/8/21	DUP	Chloromethane	<	0.5		ug/L	
OU4	W-814-01	9/8/21	DUP	cis-1,2-Dichloroethene		0.97		ug/L	
OU4	W-814-01	9/8/21	DUP	cis-1,3-Dichloropropene	<	0.5		ug/L	
OU4	W-814-01	9/8/21	DUP	Dibromochloromethane	<	0.5		ug/L	
OU4	W-814-01	9/8/21	DUP	Dichlorodifluoromethane	<	0.5		ug/L	
OU4	W-814-01	9/8/21	DUP	Methylene chloride	<	1		ug/L	
OU4	W-814-01	9/8/21	DUP	Tetrachloroethene	<	0.5		ug/L	
OU4	W-814-01	9/8/21	DUP	trans-1,2-Dichloroethene	<	0.5		ug/L	
OU4	W-814-01	9/8/21	DUP	trans-1,3-Dichloropropene	<	0.5		ug/L	
OU4	W-814-01	9/8/21	DUP	Trichloroethene		1.7		ug/L	
OU4	W-814-01	9/8/21	DUP	Trichlorofluoromethane	<	0.5		ug/L	
OU4	W-814-01	9/8/21	DUP	Trichlorotrifluoroethane	<	0.5		ug/L	
OU4	W-814-01	9/8/21	DUP	Vinyl chloride	<	0.5		ug/L	
OU4	W-814-02	3/18/21		Nitrate (as NO3)		84		mg/L	D
OU4	W-814-02	3/18/21		Perchlorate	<	4		ug/L	
OU4	W-814-02	3/18/21		1,1-Dichloroethane	<	0.5		ug/L	
OU4	W-814-02	3/18/21		1,1-Dichloroethene	<	0.5		ug/L	
OU4	W-814-02	3/18/21		1,1,1-Trichloroethane	<	0.5		ug/L	
OU4	W-814-02	3/18/21		1,1,2-Trichloroethane	<	0.5		ug/L	
OU4	W-814-02	3/18/21		1,1,2,2-Tetrachloroethane	<	0.5		ug/L	
OU4	W-814-02	3/18/21		1,2-Dichlorobenzene	<	0.5		ug/L	
OU4	W-814-02	3/18/21		1,2-Dichloroethane	<	0.5		ug/L	
OU4	W-814-02	3/18/21		1,2-Dichloroethene (total)	<	1		ug/L	
OU4	W-814-02	3/18/21		1,2-Dichloropropane	<	0.5		ug/L	
OU4	W-814-02	3/18/21		1,3-Dichlorobenzene	<	0.5		ug/L	
OU4	W-814-02	3/18/21		1,4-Dichlorobenzene	<	0.5		ug/L	
OU4	W-814-02	3/18/21		2-Chloroethylvinylether	<	10		ug/L	
OU4	W-814-02	3/18/21		Bromodichloromethane	<	0.5		ug/L	
OU4	W-814-02	3/18/21		Bromoform	<	0.5		ug/L	
OU4	W-814-02	3/18/21		Bromomethane	<	1		ug/L	
OU4	W-814-02	3/18/21		Carbon tetrachloride	<	0.5		ug/L	
OU4	W-814-02	3/18/21		Chlorobenzene	<	0.5		ug/L	
OU4	W-814-02	3/18/21		Chloroethane	<	0.5		ug/L	
OU4	W-814-02	3/18/21		Chloroform	<	0.5		ug/L	
OU4	W-814-02	3/18/21		Chloromethane	<	0.5		ug/L	
OU4	W-814-02	3/18/21		cis-1,2-Dichloroethene	<	0.5		ug/L	
OU4	W-814-02	3/18/21		cis-1,3-Dichloropropene	<	0.5		ug/L	
OU4	W-814-02	3/18/21		Dibromochloromethane	<	0.5		ug/L	
OU4	W-814-02	3/18/21		Dichlorodifluoromethane	<	0.5		ug/L	
OU4	W-814-02	3/18/21		Methylene chloride	<	1		ug/L	
OU4	W-814-02	3/18/21		Tetrachloroethene	<	0.5		ug/L	
OU4	W-814-02	3/18/21		trans-1,2-Dichloroethene	<	0.5		ug/L	
OU4	W-814-02	3/18/21		trans-1,3-Dichloropropene	<	0.5		ug/L	
OU4	W-814-02	3/18/21		Trichloroethene	<	0.5		ug/L	
OU4	W-814-02	3/18/21		Trichlorofluoromethane	<	0.5		ug/L	
OU4	W-814-02	3/18/21		Trichlorotrifluoroethane	<	0.5		ug/L	
OU4	W-814-02	3/18/21		Vinyl chloride	<	0.5		ug/L	
OU4	W-814-02	3/18/21		1,3-Dinitrobenzene	<	2		ug/L	
OU4	W-814-02	3/18/21		1,3,5-Trinitrobenzene	<	2		ug/L	
OU4	W-814-02	3/18/21		2-Amino-4,6-dinitrotoluene	<	2		ug/L	
OU4	W-814-02	3/18/21		2-Nitrotoluene	<	2		ug/L	
OU4	W-814-02	3/18/21		2,4-Dinitrotoluene	<	2		ug/L	
OU4	W-814-02	3/18/21		2,6-Dinitrotoluene	<	2		ug/L	
OU4	W-814-02	3/18/21		3-Nitrotoluene	<	2		ug/L	
OU4	W-814-02	3/18/21		4-Amino-2,6-dinitrotoluene	<	2		ug/L	
OU4	W-814-02	3/18/21		4-Nitrotoluene	<	2		ug/L	
OU4	W-814-02	3/18/21		HMX	<	1		ug/L	
OU4	W-814-02	3/18/21		Nitrobenzene	<	2		ug/L	
OU4	W-814-02	3/18/21		RDX	<	1		ug/L	
OU4	W-814-02	3/18/21		TNT	<	2		ug/L	
OU4	W-814-02	9/8/21		1,1-Dichloroethane	<	0.5		ug/L	
OU4	W-814-02	9/8/21		1,1-Dichloroethene	<	0.5		ug/L	

Attachment 1. Table 1. Groundwater analytical data, Site 300, 2021.

OU	Location	Date	Sample Type	Parameter	LOS Indicator	Result	Error	Units	QA Flag
OU4	W-814-02	9/8/21		1,1,1-Trichloroethane	<	0.5		ug/L	
OU4	W-814-02	9/8/21		1,1,2-Trichloroethane	<	0.5		ug/L	
OU4	W-814-02	9/8/21		1,1,2,2-Tetrachloroethane	<	0.5		ug/L	
OU4	W-814-02	9/8/21		1,2-Dichlorobenzene	<	0.5		ug/L	
OU4	W-814-02	9/8/21		1,2-Dichloroethane	<	0.5		ug/L	
OU4	W-814-02	9/8/21		1,2-Dichloroethene (total)	<	1		ug/L	
OU4	W-814-02	9/8/21		1,2-Dichloropropane	<	0.5		ug/L	
OU4	W-814-02	9/8/21		1,3-Dichlorobenzene	<	0.5		ug/L	
OU4	W-814-02	9/8/21		1,4-Dichlorobenzene	<	0.5		ug/L	
OU4	W-814-02	9/8/21		2-Chloroethylvinylether	<	10		ug/L	
OU4	W-814-02	9/8/21		Bromodichloromethane	<	0.5		ug/L	
OU4	W-814-02	9/8/21		Bromoform	<	0.5		ug/L	
OU4	W-814-02	9/8/21		Bromomethane	<	1		ug/L	JO
OU4	W-814-02	9/8/21		Carbon tetrachloride	<	0.5		ug/L	
OU4	W-814-02	9/8/21		Chlorobenzene	<	0.5		ug/L	
OU4	W-814-02	9/8/21		Chloroethane	<	0.5		ug/L	
OU4	W-814-02	9/8/21		Chloroform	<	0.5		ug/L	
OU4	W-814-02	9/8/21		Chloromethane	<	0.5		ug/L	
OU4	W-814-02	9/8/21		cis-1,2-Dichloroethene	<	0.5		ug/L	
OU4	W-814-02	9/8/21		cis-1,3-Dichloropropene	<	0.5		ug/L	
OU4	W-814-02	9/8/21		Dibromochloromethane	<	0.5		ug/L	
OU4	W-814-02	9/8/21		Dichlorodifluoromethane	<	0.5		ug/L	
OU4	W-814-02	9/8/21		Methylene chloride	<	1		ug/L	
OU4	W-814-02	9/8/21		Tetrachloroethene	<	0.5		ug/L	
OU4	W-814-02	9/8/21		trans-1,2-Dichloroethene	<	0.5		ug/L	
OU4	W-814-02	9/8/21		trans-1,3-Dichloropropene	<	0.5		ug/L	
OU4	W-814-02	9/8/21		Trichloroethene	<	0.5		ug/L	
OU4	W-814-02	9/8/21		Trichlorofluoromethane	<	0.5		ug/L	
OU4	W-814-02	9/8/21		Trichlorotrifluoroethane	<	0.5		ug/L	
OU4	W-814-02	9/8/21		Vinyl chloride	<	0.5		ug/L	
OU4	W-814-02	9/8/21		Field Oxidation Potential (Eh)		57		mVolts	
OU4	W-814-02	9/8/21		Field pH		8.19		Units	
OU4	W-814-02	9/8/21		Field Specific Conductance		1427		umhos/cm	
OU4	W-814-02	9/8/21		Field Temperature		26.2		Degrees C	
OU4	W-814-04	3/11/21		Nitrate (as NO3)	<	1		mg/L	
OU4	W-814-04	3/11/21		Perchlorate	<	4		ug/L	
OU4	W-814-04	3/11/21		1,1-Dichloroethane	<	0.5		ug/L	
OU4	W-814-04	3/11/21		1,1-Dichloroethene	<	0.5		ug/L	
OU4	W-814-04	3/11/21		1,1,1-Trichloroethane	<	0.5		ug/L	
OU4	W-814-04	3/11/21		1,1,2-Trichloroethane	<	0.5		ug/L	
OU4	W-814-04	3/11/21		1,1,2,2-Tetrachloroethane	<	0.5		ug/L	
OU4	W-814-04	3/11/21		1,2-Dichlorobenzene	<	0.5		ug/L	
OU4	W-814-04	3/11/21		1,2-Dichloroethane	<	0.5		ug/L	
OU4	W-814-04	3/11/21		1,2-Dichloroethene (total)	<	1		ug/L	
OU4	W-814-04	3/11/21		1,2-Dichloropropane	<	0.5		ug/L	
OU4	W-814-04	3/11/21		1,3-Dichlorobenzene	<	0.5		ug/L	
OU4	W-814-04	3/11/21		1,4-Dichlorobenzene	<	0.5		ug/L	
OU4	W-814-04	3/11/21		2-Chloroethylvinylether	<	1		ug/L	
OU4	W-814-04	3/11/21		Bromodichloromethane	<	0.5		ug/L	
OU4	W-814-04	3/11/21		Bromoform	<	0.5		ug/L	
OU4	W-814-04	3/11/21		Bromomethane	<	0.5		ug/L	
OU4	W-814-04	3/11/21		Carbon tetrachloride	<	0.5		ug/L	
OU4	W-814-04	3/11/21		Chlorobenzene	<	0.5		ug/L	
OU4	W-814-04	3/11/21		Chloroethane	<	0.5		ug/L	
OU4	W-814-04	3/11/21		Chloroform	<	0.5		ug/L	
OU4	W-814-04	3/11/21		Chloromethane	<	0.5		ug/L	
OU4	W-814-04	3/11/21		cis-1,2-Dichloroethene	<	0.5		ug/L	
OU4	W-814-04	3/11/21		cis-1,3-Dichloropropene	<	0.5		ug/L	
OU4	W-814-04	3/11/21		Dibromochloromethane	<	0.5		ug/L	
OU4	W-814-04	3/11/21		Dichlorodifluoromethane	<	0.5		ug/L	
OU4	W-814-04	3/11/21		Methylene chloride	<	0.5		ug/L	
OU4	W-814-04	3/11/21		Tetrachloroethene	<	0.5		ug/L	
OU4	W-814-04	3/11/21		trans-1,2-Dichloroethene	<	0.5		ug/L	
OU4	W-814-04	3/11/21		trans-1,3-Dichloropropene	<	0.5		ug/L	
OU4	W-814-04	3/11/21		Trichloroethene	<	0.5		ug/L	
OU4	W-814-04	3/11/21		Trichlorofluoromethane	<	0.5		ug/L	

Attachment 1. Table 1. Groundwater analytical data, Site 300, 2021.

OU	Location	Date	Sample Type	Parameter	LOS Indicator	Result	Error	Units	QA Flag
OU4	W-814-04	3/11/21		Trichlorotrifluoroethane	<	0.5		ug/L	
OU4	W-814-04	3/11/21		Vinyl chloride	<	0.5		ug/L	
OU4	W-814-04	6/1/21		1,1-Dichloroethane	<	0.5		ug/L	
OU4	W-814-04	6/1/21		1,1-Dichloroethene	<	0.5		ug/L	
OU4	W-814-04	6/1/21		1,1,1-Trichloroethane	<	0.5		ug/L	
OU4	W-814-04	6/1/21		1,1,2-Trichloroethane	<	0.5		ug/L	
OU4	W-814-04	6/1/21		1,1,2,2-Tetrachloroethane	<	0.5		ug/L	
OU4	W-814-04	6/1/21		1,2-Dichlorobenzene	<	0.5		ug/L	
OU4	W-814-04	6/1/21		1,2-Dichloroethane	<	0.5		ug/L	
OU4	W-814-04	6/1/21		1,2-Dichloroethene (total)	<	1		ug/L	
OU4	W-814-04	6/1/21		1,2-Dichloropropane	<	0.5		ug/L	
OU4	W-814-04	6/1/21		1,3-Dichlorobenzene	<	0.5		ug/L	
OU4	W-814-04	6/1/21		1,4-Dichlorobenzene	<	0.5		ug/L	
OU4	W-814-04	6/1/21		2-Chloroethylvinylether	<	1		ug/L	
OU4	W-814-04	6/1/21		Bromodichloromethane	<	0.5		ug/L	
OU4	W-814-04	6/1/21		Bromoform	<	0.5		ug/L	
OU4	W-814-04	6/1/21		Bromomethane	<	0.5		ug/L	
OU4	W-814-04	6/1/21		Carbon tetrachloride	<	0.5		ug/L	
OU4	W-814-04	6/1/21		Chlorobenzene	<	0.5		ug/L	
OU4	W-814-04	6/1/21		Chloroethane	<	0.5		ug/L	
OU4	W-814-04	6/1/21		Chloroform	<	0.5		ug/L	
OU4	W-814-04	6/1/21		Chloromethane	<	0.5		ug/L	
OU4	W-814-04	6/1/21		cis-1,2-Dichloroethene	<	0.5		ug/L	
OU4	W-814-04	6/1/21		cis-1,3-Dichloropropene	<	0.5		ug/L	
OU4	W-814-04	6/1/21		Dibromochloromethane	<	0.5		ug/L	
OU4	W-814-04	6/1/21		Dichlorodifluoromethane	<	0.5		ug/L	
OU4	W-814-04	6/1/21		Methylene chloride	<	0.5		ug/L	
OU4	W-814-04	6/1/21		Tetrachloroethene	<	0.5		ug/L	
OU4	W-814-04	6/1/21		trans-1,2-Dichloroethene	<	0.5		ug/L	
OU4	W-814-04	6/1/21		trans-1,3-Dichloropropene	<	0.5		ug/L	
OU4	W-814-04	6/1/21		Trichloroethene	<	0.5		ug/L	
OU4	W-814-04	6/1/21		Trichlorofluoromethane	<	0.5		ug/L	
OU4	W-814-04	6/1/21		Trichlorotrifluoroethane	<	0.5		ug/L	
OU4	W-814-04	6/1/21		Vinyl chloride	<	0.5		ug/L	
OU4	W-814-04	6/1/21		Field Oxidation Potential (Eh)		-61		mVolts	
OU4	W-814-04	6/1/21		Field pH		7.76		Units	
OU4	W-814-04	6/1/21		Field Specific Conductance		1998		umhos/cm	
OU4	W-814-04	6/1/21		Field Temperature		23.6		Degrees C	
OU4	W-814-04	9/1/21		Nitrate (as NO3)	<	1		mg/L	
OU4	W-814-04	9/1/21		Perchlorate	<	2		ug/L	
OU4	W-814-04	9/1/21		1,1-Dichloroethane	<	0.5		ug/L	
OU4	W-814-04	9/1/21		1,1-Dichloroethene	<	0.5		ug/L	
OU4	W-814-04	9/1/21		1,1,1-Trichloroethane	<	0.5		ug/L	
OU4	W-814-04	9/1/21		1,1,2-Trichloroethane	<	0.5		ug/L	
OU4	W-814-04	9/1/21		1,1,2,2-Tetrachloroethane	<	0.5		ug/L	
OU4	W-814-04	9/1/21		1,2-Dichlorobenzene	<	0.5		ug/L	
OU4	W-814-04	9/1/21		1,2-Dichloroethane	<	0.5		ug/L	
OU4	W-814-04	9/1/21		1,2-Dichloroethene (total)	<	1		ug/L	
OU4	W-814-04	9/1/21		1,2-Dichloropropane	<	0.5		ug/L	
OU4	W-814-04	9/1/21		1,3-Dichlorobenzene	<	0.5		ug/L	
OU4	W-814-04	9/1/21		1,4-Dichlorobenzene	<	0.5		ug/L	
OU4	W-814-04	9/1/21		2-Chloroethylvinylether	<	1		ug/L	
OU4	W-814-04	9/1/21		Bromodichloromethane	<	0.5		ug/L	
OU4	W-814-04	9/1/21		Bromoform	<	0.5		ug/L	
OU4	W-814-04	9/1/21		Bromomethane	<	0.5		ug/L	
OU4	W-814-04	9/1/21		Carbon tetrachloride	<	0.5		ug/L	L
OU4	W-814-04	9/1/21		Chlorobenzene	<	0.5		ug/L	
OU4	W-814-04	9/1/21		Chloroethane	<	0.5		ug/L	
OU4	W-814-04	9/1/21		Chloroform	<	0.5		ug/L	
OU4	W-814-04	9/1/21		Chloromethane	<	0.5		ug/L	
OU4	W-814-04	9/1/21		cis-1,2-Dichloroethene	<	0.5		ug/L	
OU4	W-814-04	9/1/21		cis-1,3-Dichloropropene	<	0.5		ug/L	
OU4	W-814-04	9/1/21		Dibromochloromethane	<	0.5		ug/L	
OU4	W-814-04	9/1/21		Dichlorodifluoromethane	<	0.5		ug/L	
OU4	W-814-04	9/1/21		Methylene chloride	<	0.5		ug/L	
OU4	W-814-04	9/1/21		Tetrachloroethene	<	0.5		ug/L	

Attachment 1. Table 1. Groundwater analytical data, Site 300, 2021.

OU	Location	Date	Sample Type	Parameter	LOS Indicator	Result	Error	Units	QA Flag
OU4	W-814-04	9/1/21		trans-1,2-Dichloroethene	<	0.5		ug/L	
OU4	W-814-04	9/1/21		trans-1,3-Dichloropropene	<	0.5		ug/L	
OU4	W-814-04	9/1/21		Trichloroethene	<	0.5		ug/L	
OU4	W-814-04	9/1/21		Trichlorofluoromethane	<	0.5		ug/L	
OU4	W-814-04	9/1/21		Trichlorotrifluoroethane	<	0.5		ug/L	
OU4	W-814-04	9/1/21		Vinyl chloride	<	0.5		ug/L	
OU4	W-814-04	9/1/21		Field Oxidation Potential (Eh)		-59		mVolts	
OU4	W-814-04	9/1/21		Field pH		8.48		Units	
OU4	W-814-04	9/1/21		Field Specific Conductance		1902		umhos/cm	
OU4	W-814-04	9/1/21		Field Temperature		24.1		Degrees C	
OU4	W-814-04	12/1/21		1,1-Dichloroethane	<	0.5		ug/L	
OU4	W-814-04	12/1/21		1,1-Dichloroethene	<	0.5		ug/L	
OU4	W-814-04	12/1/21		1,1,1-Trichloroethane	<	0.5		ug/L	
OU4	W-814-04	12/1/21		1,1,2-Trichloroethane	<	0.5		ug/L	
OU4	W-814-04	12/1/21		1,1,2,2-Tetrachloroethane	<	0.5		ug/L	
OU4	W-814-04	12/1/21		1,2-Dichlorobenzene	<	0.5		ug/L	
OU4	W-814-04	12/1/21		1,2-Dichloroethane	<	0.5		ug/L	
OU4	W-814-04	12/1/21		1,2-Dichloroethene (total)	<	1		ug/L	
OU4	W-814-04	12/1/21		1,2-Dichloropropane	<	0.5		ug/L	
OU4	W-814-04	12/1/21		1,3-Dichlorobenzene	<	0.5		ug/L	
OU4	W-814-04	12/1/21		1,4-Dichlorobenzene	<	0.5		ug/L	
OU4	W-814-04	12/1/21		2-Chloroethylvinylether	<	1		ug/L	
OU4	W-814-04	12/1/21		Bromodichloromethane	<	0.5		ug/L	
OU4	W-814-04	12/1/21		Bromoform	<	0.5		ug/L	
OU4	W-814-04	12/1/21		Bromomethane	<	0.5		ug/L	
OU4	W-814-04	12/1/21		Carbon tetrachloride	<	0.5		ug/L	
OU4	W-814-04	12/1/21		Chlorobenzene	<	0.5		ug/L	
OU4	W-814-04	12/1/21		Chloroethane	<	0.5		ug/L	
OU4	W-814-04	12/1/21		Chloroform	<	0.5		ug/L	
OU4	W-814-04	12/1/21		Chloromethane	<	0.5		ug/L	
OU4	W-814-04	12/1/21		cis-1,2-Dichloroethene	<	0.5		ug/L	
OU4	W-814-04	12/1/21		cis-1,3-Dichloropropene	<	0.5		ug/L	
OU4	W-814-04	12/1/21		Dibromochloromethane	<	0.5		ug/L	
OU4	W-814-04	12/1/21		Dichlorodifluoromethane	<	0.5		ug/L	
OU4	W-814-04	12/1/21		Methylene chloride	<	0.5		ug/L	
OU4	W-814-04	12/1/21		Tetrachloroethene	<	0.5		ug/L	
OU4	W-814-04	12/1/21		trans-1,2-Dichloroethene	<	0.5		ug/L	
OU4	W-814-04	12/1/21		trans-1,3-Dichloropropene	<	0.5		ug/L	
OU4	W-814-04	12/1/21		Trichloroethene	<	0.5		ug/L	
OU4	W-814-04	12/1/21		Trichlorofluoromethane	<	0.5		ug/L	
OU4	W-814-04	12/1/21		Trichlorotrifluoroethane	<	0.5		ug/L	
OU4	W-814-04	12/1/21		Vinyl chloride	<	0.5		ug/L	
OU4	W-814-04	12/1/21		Field Oxidation Potential (Eh)		7		mVolts	
OU4	W-814-04	12/1/21		Field pH		7.95		Units	
OU4	W-814-04	12/1/21		Field Specific Conductance		2000		umhos/cm	
OU4	W-814-04	12/1/21		Field Temperature		21.1		Degrees C	
OU4	W-814-2138	3/9/21		Nitrate (as NO3)		84		mg/L	
OU4	W-814-2138	3/9/21		Perchlorate	<	4		ug/L	
OU4	W-814-2138	3/9/21		1,1-Dichloroethane	<	0.5		ug/L	
OU4	W-814-2138	3/9/21		1,1-Dichloroethene	<	0.5		ug/L	
OU4	W-814-2138	3/9/21		1,1,1-Trichloroethane	<	0.5		ug/L	
OU4	W-814-2138	3/9/21		1,1,2-Trichloroethane	<	0.5		ug/L	
OU4	W-814-2138	3/9/21		1,1,2,2-Tetrachloroethane	<	0.5		ug/L	
OU4	W-814-2138	3/9/21		1,2-Dichlorobenzene	<	0.5		ug/L	
OU4	W-814-2138	3/9/21		1,2-Dichloroethane	<	0.5		ug/L	
OU4	W-814-2138	3/9/21		1,2-Dichloroethene (total)	<	1		ug/L	
OU4	W-814-2138	3/9/21		1,2-Dichloropropane	<	0.5		ug/L	
OU4	W-814-2138	3/9/21		1,3-Dichlorobenzene	<	0.5		ug/L	
OU4	W-814-2138	3/9/21		1,4-Dichlorobenzene	<	0.5		ug/L	
OU4	W-814-2138	3/9/21		2-Chloroethylvinylether	<	10		ug/L	
OU4	W-814-2138	3/9/21		Bromodichloromethane	<	0.5		ug/L	
OU4	W-814-2138	3/9/21		Bromoform	<	0.5		ug/L	
OU4	W-814-2138	3/9/21		Bromomethane	<	1		ug/L	
OU4	W-814-2138	3/9/21		Carbon tetrachloride	<	0.5		ug/L	
OU4	W-814-2138	3/9/21		Chlorobenzene	<	0.5		ug/L	
OU4	W-814-2138	3/9/21		Chloroethane	<	0.5		ug/L	

Attachment 1. Table 1. Groundwater analytical data, Site 300, 2021.

OU	Location	Date	Sample Type	Parameter	LOS Indicator	Result	Error	Units	QA Flag
OU4	W-814-2138	3/9/21		Chloroform	<	0.5		ug/L	
OU4	W-814-2138	3/9/21		Chloromethane	<	0.5		ug/L	
OU4	W-814-2138	3/9/21		cis-1,2-Dichloroethene	<	0.5		ug/L	
OU4	W-814-2138	3/9/21		cis-1,3-Dichloropropene	<	0.5		ug/L	
OU4	W-814-2138	3/9/21		Dibromochloromethane	<	0.5		ug/L	
OU4	W-814-2138	3/9/21		Dichlorodifluoromethane	<	0.5		ug/L	
OU4	W-814-2138	3/9/21		Methylene chloride	<	1		ug/L	
OU4	W-814-2138	3/9/21		Tetrachloroethene	<	0.5		ug/L	
OU4	W-814-2138	3/9/21		trans-1,2-Dichloroethene	<	0.5		ug/L	
OU4	W-814-2138	3/9/21		trans-1,3-Dichloropropene	<	0.5		ug/L	
OU4	W-814-2138	3/9/21		Trichloroethene		3.7		ug/L	
OU4	W-814-2138	3/9/21		Trichlorofluoromethane	<	0.5		ug/L	
OU4	W-814-2138	3/9/21		Trichlorotrifluoroethane	<	0.5		ug/L	
OU4	W-814-2138	3/9/21		Vinyl chloride	<	0.5		ug/L	
OU4	W-814-2138	3/9/21		1,3-Dinitrobenzene	<	2		ug/L	D
OU4	W-814-2138	3/9/21		1,3,5-Trinitrobenzene	<	2		ug/L	D
OU4	W-814-2138	3/9/21		2-Amino-4,6-dinitrotoluene	<	2		ug/L	D
OU4	W-814-2138	3/9/21		2-Nitrotoluene	<	2		ug/L	D
OU4	W-814-2138	3/9/21		2,4-Dinitrotoluene	<	2		ug/L	D
OU4	W-814-2138	3/9/21		2,6-Dinitrotoluene	<	2		ug/L	D
OU4	W-814-2138	3/9/21		3-Nitrotoluene	<	2		ug/L	D
OU4	W-814-2138	3/9/21		4-Amino-2,6-dinitrotoluene	<	2		ug/L	D
OU4	W-814-2138	3/9/21		4-Nitrotoluene	<	2		ug/L	D
OU4	W-814-2138	3/9/21		HMX	<	1		ug/L	D
OU4	W-814-2138	3/9/21		Nitrobenzene	<	2		ug/L	D
OU4	W-814-2138	3/9/21		RDX	<	1		ug/L	D
OU4	W-814-2138	3/9/21		TNT	<	2		ug/L	D
OU4	W-814-2138	3/9/21		Field Oxidation Potential (Eh)		203		mVolts	
OU4	W-814-2138	3/9/21		Field pH		7.96		Units	
OU4	W-814-2138	3/9/21		Field Specific Conductance		1284		umhos/cm	
OU4	W-814-2138	3/9/21		Field Temperature		17.2		Degrees C	
OU4	W-814-2138	9/8/21		1,1-Dichloroethane	<	0.5		ug/L	
OU4	W-814-2138	9/8/21		1,1-Dichloroethene	<	0.5		ug/L	
OU4	W-814-2138	9/8/21		1,1,1-Trichloroethane	<	0.5		ug/L	
OU4	W-814-2138	9/8/21		1,1,2-Trichloroethane	<	0.5		ug/L	
OU4	W-814-2138	9/8/21		1,1,2,2-Tetrachloroethane	<	0.5		ug/L	
OU4	W-814-2138	9/8/21		1,2-Dichlorobenzene	<	0.5		ug/L	
OU4	W-814-2138	9/8/21		1,2-Dichloroethane	<	0.5		ug/L	
OU4	W-814-2138	9/8/21		1,2-Dichloroethene (total)	<	1		ug/L	
OU4	W-814-2138	9/8/21		1,2-Dichloropropane	<	0.5		ug/L	
OU4	W-814-2138	9/8/21		1,3-Dichlorobenzene	<	0.5		ug/L	
OU4	W-814-2138	9/8/21		1,4-Dichlorobenzene	<	0.5		ug/L	
OU4	W-814-2138	9/8/21		2-Chloroethylvinylether	<	10		ug/L	
OU4	W-814-2138	9/8/21		Bromodichloromethane	<	0.5		ug/L	
OU4	W-814-2138	9/8/21		Bromoform	<	0.5		ug/L	
OU4	W-814-2138	9/8/21		Bromomethane	<	1		ug/L	O
OU4	W-814-2138	9/8/21		Carbon tetrachloride	<	0.5		ug/L	
OU4	W-814-2138	9/8/21		Chlorobenzene	<	0.5		ug/L	
OU4	W-814-2138	9/8/21		Chloroethane	<	0.5		ug/L	
OU4	W-814-2138	9/8/21		Chloroform	<	0.5		ug/L	
OU4	W-814-2138	9/8/21		Chloromethane	<	0.5		ug/L	
OU4	W-814-2138	9/8/21		cis-1,2-Dichloroethene	<	0.5		ug/L	
OU4	W-814-2138	9/8/21		cis-1,3-Dichloropropene	<	0.5		ug/L	
OU4	W-814-2138	9/8/21		Dibromochloromethane	<	0.5		ug/L	
OU4	W-814-2138	9/8/21		Dichlorodifluoromethane	<	0.5		ug/L	
OU4	W-814-2138	9/8/21		Methylene chloride	<	1		ug/L	
OU4	W-814-2138	9/8/21		Tetrachloroethene	<	0.5		ug/L	
OU4	W-814-2138	9/8/21		trans-1,2-Dichloroethene	<	0.5		ug/L	
OU4	W-814-2138	9/8/21		trans-1,3-Dichloropropene	<	0.5		ug/L	
OU4	W-814-2138	9/8/21		Trichloroethene		3.8		ug/L	
OU4	W-814-2138	9/8/21		Trichlorofluoromethane	<	0.5		ug/L	
OU4	W-814-2138	9/8/21		Trichlorotrifluoroethane	<	0.5		ug/L	
OU4	W-814-2138	9/8/21		Vinyl chloride	<	0.5		ug/L	
OU4	W-814-2138	9/8/21		Field Oxidation Potential (Eh)		96		mVolts	
OU4	W-814-2138	9/8/21		Field pH		8.54		Units	
OU4	W-814-2138	9/8/21		Field Specific Conductance		1185		umhos/cm	

Attachment 1. Table 1. Groundwater analytical data, Site 300, 2021.

OU	Location	Date	Sample Type	Parameter	LOS Indicator	Result	Error	Units	QA Flag
OU4	W-814-2138	9/8/21		Field Temperature		25.7		Degrees C	
OU4	W-815-02	1/6/21		Nitrate (as NO3)		97		mg/L	D
OU4	W-815-02	1/6/21		Perchlorate		4.4		ug/L	
OU4	W-815-02	1/6/21		1,1-Dichloroethane	<	0.5		ug/L	
OU4	W-815-02	1/6/21		1,1-Dichloroethene		0.54		ug/L	
OU4	W-815-02	1/6/21		1,1,1-Trichloroethane	<	0.5		ug/L	
OU4	W-815-02	1/6/21		1,1,2-Trichloroethane	<	0.5		ug/L	
OU4	W-815-02	1/6/21		1,1,2,2-Tetrachloroethane	<	0.5		ug/L	
OU4	W-815-02	1/6/21		1,2-Dichlorobenzene	<	0.5		ug/L	
OU4	W-815-02	1/6/21		1,2-Dichloroethane	<	0.5		ug/L	
OU4	W-815-02	1/6/21		1,2-Dichloroethene (total)	<	1		ug/L	
OU4	W-815-02	1/6/21		1,2-Dichloropropane	<	0.5		ug/L	
OU4	W-815-02	1/6/21		1,3-Dichlorobenzene	<	0.5		ug/L	
OU4	W-815-02	1/6/21		1,4-Dichlorobenzene	<	0.5		ug/L	
OU4	W-815-02	1/6/21		2-Chloroethylvinylether	<	10		ug/L	
OU4	W-815-02	1/6/21		Bromodichloromethane	<	0.5		ug/L	
OU4	W-815-02	1/6/21		Bromoform	<	0.5		ug/L	
OU4	W-815-02	1/6/21		Bromomethane	<	1		ug/L	
OU4	W-815-02	1/6/21		Carbon tetrachloride	<	0.5		ug/L	
OU4	W-815-02	1/6/21		Chlorobenzene	<	0.5		ug/L	
OU4	W-815-02	1/6/21		Chloroethane	<	0.5		ug/L	
OU4	W-815-02	1/6/21		Chloroform	<	0.5		ug/L	
OU4	W-815-02	1/6/21		Chloromethane	<	0.5		ug/L	
OU4	W-815-02	1/6/21		cis-1,2-Dichloroethene	<	0.5		ug/L	
OU4	W-815-02	1/6/21		cis-1,3-Dichloropropene	<	0.5		ug/L	
OU4	W-815-02	1/6/21		Dibromochloromethane	<	0.5		ug/L	
OU4	W-815-02	1/6/21		Dichlorodifluoromethane	<	0.5		ug/L	
OU4	W-815-02	1/6/21		Methylene chloride	<	1		ug/L	
OU4	W-815-02	1/6/21		Tetrachloroethene	<	0.5		ug/L	
OU4	W-815-02	1/6/21		trans-1,2-Dichloroethene	<	0.5		ug/L	
OU4	W-815-02	1/6/21		trans-1,3-Dichloropropene	<	0.5		ug/L	
OU4	W-815-02	1/6/21		Trichloroethene		6.4		ug/L	
OU4	W-815-02	1/6/21		Trichlorofluoromethane	<	0.5		ug/L	
OU4	W-815-02	1/6/21		Trichlorotrifluoroethane	<	0.5		ug/L	
OU4	W-815-02	1/6/21		Vinyl chloride	<	0.5		ug/L	
OU4	W-815-02	1/6/21		1,3-Dinitrobenzene	<	2		ug/L	
OU4	W-815-02	1/6/21		1,3,5-Trinitrobenzene	<	2		ug/L	
OU4	W-815-02	1/6/21		2-Amino-4,6-dinitrotoluene	<	2		ug/L	
OU4	W-815-02	1/6/21		2-Nitrotoluene	<	2		ug/L	
OU4	W-815-02	1/6/21		2,4-Dinitrotoluene	<	2		ug/L	
OU4	W-815-02	1/6/21		2,6-Dinitrotoluene	<	2		ug/L	
OU4	W-815-02	1/6/21		3-Nitrotoluene	<	2		ug/L	
OU4	W-815-02	1/6/21		4-Amino-2,6-dinitrotoluene	<	2		ug/L	
OU4	W-815-02	1/6/21		4-Nitrotoluene	<	2		ug/L	
OU4	W-815-02	1/6/21		HMX		7		ug/L	
OU4	W-815-02	1/6/21		Nitrobenzene	<	2		ug/L	
OU4	W-815-02	1/6/21		RDX		35		ug/L	
OU4	W-815-02	1/6/21		Tetryl	<	2		ug/L	
OU4	W-815-02	1/6/21		TNT	<	2		ug/L	
OU4	W-815-02	4/1/21		1,1-Dichloroethane	<	0.5		ug/L	
OU4	W-815-02	4/1/21		1,1-Dichloroethene		0.55		ug/L	
OU4	W-815-02	4/1/21		1,1,1-Trichloroethane	<	0.5		ug/L	
OU4	W-815-02	4/1/21		1,1,2-Trichloroethane	<	0.5		ug/L	
OU4	W-815-02	4/1/21		1,1,2,2-Tetrachloroethane	<	0.5		ug/L	
OU4	W-815-02	4/1/21		1,2-Dichlorobenzene	<	0.5		ug/L	
OU4	W-815-02	4/1/21		1,2-Dichloroethane	<	0.5		ug/L	
OU4	W-815-02	4/1/21		1,2-Dichloroethene (total)	<	1		ug/L	
OU4	W-815-02	4/1/21		1,2-Dichloropropane	<	0.5		ug/L	
OU4	W-815-02	4/1/21		1,3-Dichlorobenzene	<	0.5		ug/L	
OU4	W-815-02	4/1/21		1,4-Dichlorobenzene	<	0.5		ug/L	
OU4	W-815-02	4/1/21		2-Chloroethylvinylether	<	10		ug/L	
OU4	W-815-02	4/1/21		Bromodichloromethane	<	0.5		ug/L	
OU4	W-815-02	4/1/21		Bromoform	<	0.5		ug/L	
OU4	W-815-02	4/1/21		Bromomethane	<	1		ug/L	
OU4	W-815-02	4/1/21		Carbon tetrachloride	<	0.5		ug/L	
OU4	W-815-02	4/1/21		Chlorobenzene	<	0.5		ug/L	

Attachment 1. Table 1. Groundwater analytical data, Site 300, 2021.

OU	Location	Date	Sample Type	Parameter	LOS Indicator	Result	Error	Units	QA Flag
OU4	W-815-02	4/1/21		Chloroethane	<	0.5		ug/L	
OU4	W-815-02	4/1/21		Chloroform	<	0.5		ug/L	
OU4	W-815-02	4/1/21		Chloromethane	<	0.5		ug/L	
OU4	W-815-02	4/1/21		cis-1,2-Dichloroethene	<	0.5		ug/L	
OU4	W-815-02	4/1/21		cis-1,3-Dichloropropene	<	0.5		ug/L	
OU4	W-815-02	4/1/21		Dibromochloromethane	<	0.5		ug/L	
OU4	W-815-02	4/1/21		Dichlorodifluoromethane	<	0.5		ug/L	
OU4	W-815-02	4/1/21		Methylene chloride	<	1		ug/L	
OU4	W-815-02	4/1/21		Tetrachloroethene	<	0.5		ug/L	
OU4	W-815-02	4/1/21		trans-1,2-Dichloroethene	<	0.5		ug/L	
OU4	W-815-02	4/1/21		trans-1,3-Dichloropropene	<	0.5		ug/L	
OU4	W-815-02	4/1/21		Trichloroethene		5.9		ug/L	
OU4	W-815-02	4/1/21		Trichlorofluoromethane	<	0.5		ug/L	
OU4	W-815-02	4/1/21		Trichlorotrifluoroethane	<	0.5		ug/L	
OU4	W-815-02	4/1/21		Vinyl chloride	<	0.5		ug/L	
OU4	W-815-02	7/13/21		Perchlorate		5		ug/L	
OU4	W-815-02	7/13/21		1,1-Dichloroethane	<	0.5		ug/L	
OU4	W-815-02	7/13/21		1,1-Dichloroethene	<	0.5		ug/L	
OU4	W-815-02	7/13/21		1,1,1-Trichloroethane	<	0.5		ug/L	
OU4	W-815-02	7/13/21		1,1,2-Trichloroethane	<	0.5		ug/L	
OU4	W-815-02	7/13/21		1,1,2,2-Tetrachloroethane	<	0.5		ug/L	
OU4	W-815-02	7/13/21		1,2-Dichlorobenzene	<	0.5		ug/L	
OU4	W-815-02	7/13/21		1,2-Dichloroethane	<	0.5		ug/L	
OU4	W-815-02	7/13/21		1,2-Dichloroethene (total)	<	1		ug/L	
OU4	W-815-02	7/13/21		1,2-Dichloropropane	<	0.5		ug/L	
OU4	W-815-02	7/13/21		1,3-Dichlorobenzene	<	0.5		ug/L	
OU4	W-815-02	7/13/21		1,4-Dichlorobenzene	<	0.5		ug/L	
OU4	W-815-02	7/13/21		2-Chloroethylvinylether	<	10		ug/L	
OU4	W-815-02	7/13/21		Bromodichloromethane	<	0.5		ug/L	
OU4	W-815-02	7/13/21		Bromoform	<	0.5		ug/L	
OU4	W-815-02	7/13/21		Bromomethane	<	1		ug/L	
OU4	W-815-02	7/13/21		Carbon tetrachloride	<	0.5		ug/L	
OU4	W-815-02	7/13/21		Chlorobenzene	<	0.5		ug/L	
OU4	W-815-02	7/13/21		Chloroethane	<	0.5		ug/L	
OU4	W-815-02	7/13/21		Chloroform	<	0.5		ug/L	
OU4	W-815-02	7/13/21		Chloromethane	<	0.5		ug/L	
OU4	W-815-02	7/13/21		cis-1,2-Dichloroethene	<	0.5		ug/L	
OU4	W-815-02	7/13/21		cis-1,3-Dichloropropene	<	0.5		ug/L	
OU4	W-815-02	7/13/21		Dibromochloromethane	<	0.5		ug/L	
OU4	W-815-02	7/13/21		Dichlorodifluoromethane	<	0.5		ug/L	
OU4	W-815-02	7/13/21		Methylene chloride	<	1		ug/L	
OU4	W-815-02	7/13/21		Tetrachloroethene	<	0.5		ug/L	
OU4	W-815-02	7/13/21		trans-1,2-Dichloroethene	<	0.5		ug/L	
OU4	W-815-02	7/13/21		trans-1,3-Dichloropropene	<	0.5		ug/L	
OU4	W-815-02	7/13/21		Trichloroethene		4.5		ug/L	
OU4	W-815-02	7/13/21		Trichlorofluoromethane	<	0.5		ug/L	
OU4	W-815-02	7/13/21		Trichlorotrifluoroethane	<	0.5		ug/L	
OU4	W-815-02	7/13/21		Vinyl chloride	<	0.5		ug/L	
OU4	W-815-02	7/13/21		1,3-Dinitrobenzene	<	2		ug/L	
OU4	W-815-02	7/13/21		1,3,5-Trinitrobenzene	<	2		ug/L	
OU4	W-815-02	7/13/21		2-Amino-4,6-dinitrotoluene	<	2		ug/L	
OU4	W-815-02	7/13/21		2-Nitrotoluene	<	2		ug/L	
OU4	W-815-02	7/13/21		2,4-Dinitrotoluene	<	2		ug/L	
OU4	W-815-02	7/13/21		2,6-Dinitrotoluene	<	2		ug/L	
OU4	W-815-02	7/13/21		3-Nitrotoluene	<	2		ug/L	
OU4	W-815-02	7/13/21		4-Amino-2,6-dinitrotoluene	<	2		ug/L	
OU4	W-815-02	7/13/21		4-Nitrotoluene	<	2		ug/L	
OU4	W-815-02	7/13/21		HMX		6.1		ug/L	
OU4	W-815-02	7/13/21		Nitrobenzene	<	2		ug/L	
OU4	W-815-02	7/13/21		RDX		32		ug/L	
OU4	W-815-02	7/13/21		Tetryl	<	2		ug/L	
OU4	W-815-02	7/13/21		TNT	<	2		ug/L	
OU4	W-815-02	10/4/21		1,1-Dichloroethane	<	0.5		ug/L	
OU4	W-815-02	10/4/21		1,1-Dichloroethene	<	0.5		ug/L	
OU4	W-815-02	10/4/21		1,1,1-Trichloroethane	<	0.5		ug/L	
OU4	W-815-02	10/4/21		1,1,2-Trichloroethane	<	0.5		ug/L	

Attachment 1. Table 1. Groundwater analytical data, Site 300, 2021.

OU	Location	Date	Sample Type	Parameter	LOS Indicator	Result	Error	Units	QA Flag
OU4	W-815-02	10/4/21		1,1,2,2-Tetrachloroethane	<	0.5		ug/L	
OU4	W-815-02	10/4/21		1,2-Dichlorobenzene	<	0.5		ug/L	
OU4	W-815-02	10/4/21		1,2-Dichloroethane	<	0.5		ug/L	
OU4	W-815-02	10/4/21		1,2-Dichloroethene (total)	<	1		ug/L	
OU4	W-815-02	10/4/21		1,2-Dichloropropane	<	0.5		ug/L	
OU4	W-815-02	10/4/21		1,3-Dichlorobenzene	<	0.5		ug/L	
OU4	W-815-02	10/4/21		1,4-Dichlorobenzene	<	0.5		ug/L	
OU4	W-815-02	10/4/21		2-Chloroethylvinylether	<	10		ug/L	
OU4	W-815-02	10/4/21		Bromodichloromethane	<	0.5		ug/L	
OU4	W-815-02	10/4/21		Bromoform	<	0.5		ug/L	
OU4	W-815-02	10/4/21		Bromomethane	<	1		ug/L	
OU4	W-815-02	10/4/21		Carbon tetrachloride	<	0.5		ug/L	
OU4	W-815-02	10/4/21		Chlorobenzene	<	0.5		ug/L	
OU4	W-815-02	10/4/21		Chloroethane	<	0.5		ug/L	
OU4	W-815-02	10/4/21		Chloroform	<	0.5		ug/L	
OU4	W-815-02	10/4/21		Chloromethane	<	0.5		ug/L	
OU4	W-815-02	10/4/21		cis-1,2-Dichloroethene	<	0.5		ug/L	
OU4	W-815-02	10/4/21		cis-1,3-Dichloropropene	<	0.5		ug/L	
OU4	W-815-02	10/4/21		Dibromochloromethane	<	0.5		ug/L	
OU4	W-815-02	10/4/21		Dichlorodifluoromethane	<	0.5		ug/L	
OU4	W-815-02	10/4/21		Methylene chloride	<	1		ug/L	
OU4	W-815-02	10/4/21		Tetrachloroethene	<	0.5		ug/L	
OU4	W-815-02	10/4/21		trans-1,2-Dichloroethene	<	0.5		ug/L	
OU4	W-815-02	10/4/21		trans-1,3-Dichloropropene	<	0.5		ug/L	
OU4	W-815-02	10/4/21		Trichloroethene		4.2		ug/L	
OU4	W-815-02	10/4/21		Trichlorofluoromethane	<	0.5		ug/L	
OU4	W-815-02	10/4/21		Trichlorotrifluoroethane	<	0.5		ug/L	
OU4	W-815-02	10/4/21		Vinyl chloride	<	0.5		ug/L	
OU4	W-815-04	1/6/21		Nitrate (as NO3)		97		mg/L	D
OU4	W-815-04	1/6/21		Perchlorate	<	4		ug/L	
OU4	W-815-04	1/6/21		1,1-Dichloroethane	<	0.5		ug/L	
OU4	W-815-04	1/6/21		1,1-Dichloroethene	<	0.5		ug/L	
OU4	W-815-04	1/6/21		1,1,1-Trichloroethane	<	0.5		ug/L	
OU4	W-815-04	1/6/21		1,1,2-Trichloroethane	<	0.5		ug/L	
OU4	W-815-04	1/6/21		1,1,2,2-Tetrachloroethane	<	0.5		ug/L	
OU4	W-815-04	1/6/21		1,2-Dichlorobenzene	<	0.5		ug/L	
OU4	W-815-04	1/6/21		1,2-Dichloroethane	<	0.5		ug/L	
OU4	W-815-04	1/6/21		1,2-Dichloroethene (total)	<	1		ug/L	
OU4	W-815-04	1/6/21		1,2-Dichloropropane	<	0.5		ug/L	
OU4	W-815-04	1/6/21		1,3-Dichlorobenzene	<	0.5		ug/L	
OU4	W-815-04	1/6/21		1,4-Dichlorobenzene	<	0.5		ug/L	
OU4	W-815-04	1/6/21		2-Chloroethylvinylether	<	10		ug/L	
OU4	W-815-04	1/6/21		Bromodichloromethane	<	0.5		ug/L	
OU4	W-815-04	1/6/21		Bromoform	<	0.5		ug/L	
OU4	W-815-04	1/6/21		Bromomethane	<	1		ug/L	
OU4	W-815-04	1/6/21		Carbon tetrachloride	<	0.5		ug/L	
OU4	W-815-04	1/6/21		Chlorobenzene	<	0.5		ug/L	
OU4	W-815-04	1/6/21		Chloroethane	<	0.5		ug/L	
OU4	W-815-04	1/6/21		Chloroform	<	0.5		ug/L	
OU4	W-815-04	1/6/21		Chloromethane	<	0.5		ug/L	
OU4	W-815-04	1/6/21		cis-1,2-Dichloroethene	<	0.5		ug/L	
OU4	W-815-04	1/6/21		cis-1,3-Dichloropropene	<	0.5		ug/L	
OU4	W-815-04	1/6/21		Dibromochloromethane	<	0.5		ug/L	
OU4	W-815-04	1/6/21		Dichlorodifluoromethane	<	0.5		ug/L	
OU4	W-815-04	1/6/21		Methylene chloride	<	1		ug/L	
OU4	W-815-04	1/6/21		Tetrachloroethene	<	0.5		ug/L	
OU4	W-815-04	1/6/21		trans-1,2-Dichloroethene	<	0.5		ug/L	
OU4	W-815-04	1/6/21		trans-1,3-Dichloropropene	<	0.5		ug/L	
OU4	W-815-04	1/6/21		Trichloroethene		2.1		ug/L	
OU4	W-815-04	1/6/21		Trichlorofluoromethane	<	0.5		ug/L	
OU4	W-815-04	1/6/21		Trichlorotrifluoroethane	<	0.5		ug/L	
OU4	W-815-04	1/6/21		Vinyl chloride	<	0.5		ug/L	
OU4	W-815-04	1/6/21		1,3-Dinitrobenzene	<	2		ug/L	
OU4	W-815-04	1/6/21		1,3,5-Trinitrobenzene	<	2		ug/L	
OU4	W-815-04	1/6/21		2-Amino-4,6-dinitrotoluene	<	2		ug/L	
OU4	W-815-04	1/6/21		2-Nitrotoluene	<	2		ug/L	

Attachment 1. Table 1. Groundwater analytical data, Site 300, 2021.

OU	Location	Date	Sample Type	Parameter	LOS Indicator	Result	Error	Units	QA Flag
OU4	W-815-04	1/6/21		2,4-Dinitrotoluene	<	2		ug/L	
OU4	W-815-04	1/6/21		2,6-Dinitrotoluene	<	2		ug/L	
OU4	W-815-04	1/6/21		3-Nitrotoluene	<	2		ug/L	
OU4	W-815-04	1/6/21		4-Amino-2,6-dinitrotoluene	<	2		ug/L	
OU4	W-815-04	1/6/21		4-Nitrotoluene	<	2		ug/L	
OU4	W-815-04	1/6/21		HMX	<	1		ug/L	
OU4	W-815-04	1/6/21		Nitrobenzene	<	2		ug/L	
OU4	W-815-04	1/6/21		RDX		19		ug/L	
OU4	W-815-04	1/6/21		Tetryl	<	2		ug/L	
OU4	W-815-04	1/6/21		TNT	<	2		ug/L	
OU4	W-815-04	4/1/21		1,1-Dichloroethane	<	0.5		ug/L	
OU4	W-815-04	4/1/21		1,1-Dichloroethene	<	0.5		ug/L	
OU4	W-815-04	4/1/21		1,1,1-Trichloroethane	<	0.5		ug/L	
OU4	W-815-04	4/1/21		1,1,2-Trichloroethane	<	0.5		ug/L	
OU4	W-815-04	4/1/21		1,1,2,2-Tetrachloroethane	<	0.5		ug/L	
OU4	W-815-04	4/1/21		1,2-Dichlorobenzene	<	0.5		ug/L	
OU4	W-815-04	4/1/21		1,2-Dichloroethane	<	0.5		ug/L	
OU4	W-815-04	4/1/21		1,2-Dichloroethene (total)	<	1		ug/L	
OU4	W-815-04	4/1/21		1,2-Dichloropropane	<	0.5		ug/L	
OU4	W-815-04	4/1/21		1,3-Dichlorobenzene	<	0.5		ug/L	
OU4	W-815-04	4/1/21		1,4-Dichlorobenzene	<	0.5		ug/L	
OU4	W-815-04	4/1/21		2-Chloroethylvinylether	<	10		ug/L	
OU4	W-815-04	4/1/21		Bromodichloromethane	<	0.5		ug/L	
OU4	W-815-04	4/1/21		Bromoform	<	0.5		ug/L	
OU4	W-815-04	4/1/21		Bromomethane	<	1		ug/L	
OU4	W-815-04	4/1/21		Carbon tetrachloride	<	0.5		ug/L	
OU4	W-815-04	4/1/21		Chlorobenzene	<	0.5		ug/L	
OU4	W-815-04	4/1/21		Chloroethane	<	0.5		ug/L	
OU4	W-815-04	4/1/21		Chloroform	<	0.5		ug/L	
OU4	W-815-04	4/1/21		Chloromethane	<	0.5		ug/L	
OU4	W-815-04	4/1/21		cis-1,2-Dichloroethene	<	0.5		ug/L	
OU4	W-815-04	4/1/21		cis-1,3-Dichloropropene	<	0.5		ug/L	
OU4	W-815-04	4/1/21		Dibromochloromethane	<	0.5		ug/L	
OU4	W-815-04	4/1/21		Dichlorodifluoromethane	<	0.5		ug/L	
OU4	W-815-04	4/1/21		Methylene chloride	<	1		ug/L	
OU4	W-815-04	4/1/21		Tetrachloroethene	<	0.5		ug/L	
OU4	W-815-04	4/1/21		trans-1,2-Dichloroethene	<	0.5		ug/L	
OU4	W-815-04	4/1/21		trans-1,3-Dichloropropene	<	0.5		ug/L	
OU4	W-815-04	4/1/21		Trichloroethene		1.9		ug/L	
OU4	W-815-04	4/1/21		Trichlorofluoromethane	<	0.5		ug/L	
OU4	W-815-04	4/1/21		Trichlorotrifluoroethane	<	0.5		ug/L	
OU4	W-815-04	4/1/21		Vinyl chloride	<	0.5		ug/L	
OU4	W-815-04	7/13/21		Perchlorate	<	2		ug/L	
OU4	W-815-04	7/13/21		1,1-Dichloroethane	<	0.5		ug/L	
OU4	W-815-04	7/13/21		1,1-Dichloroethene	<	0.5		ug/L	
OU4	W-815-04	7/13/21		1,1,1-Trichloroethane	<	0.5		ug/L	
OU4	W-815-04	7/13/21		1,1,2-Trichloroethane	<	0.5		ug/L	
OU4	W-815-04	7/13/21		1,1,2,2-Tetrachloroethane	<	0.5		ug/L	
OU4	W-815-04	7/13/21		1,2-Dichlorobenzene	<	0.5		ug/L	
OU4	W-815-04	7/13/21		1,2-Dichloroethane	<	0.5		ug/L	
OU4	W-815-04	7/13/21		1,2-Dichloroethene (total)	<	1		ug/L	
OU4	W-815-04	7/13/21		1,2-Dichloropropane	<	0.5		ug/L	
OU4	W-815-04	7/13/21		1,3-Dichlorobenzene	<	0.5		ug/L	
OU4	W-815-04	7/13/21		1,4-Dichlorobenzene	<	0.5		ug/L	
OU4	W-815-04	7/13/21		2-Chloroethylvinylether	<	10		ug/L	
OU4	W-815-04	7/13/21		Bromodichloromethane	<	0.5		ug/L	
OU4	W-815-04	7/13/21		Bromoform	<	0.5		ug/L	
OU4	W-815-04	7/13/21		Bromomethane	<	1		ug/L	
OU4	W-815-04	7/13/21		Carbon tetrachloride	<	0.5		ug/L	
OU4	W-815-04	7/13/21		Chlorobenzene	<	0.5		ug/L	
OU4	W-815-04	7/13/21		Chloroethane	<	0.5		ug/L	
OU4	W-815-04	7/13/21		Chloroform	<	0.5		ug/L	
OU4	W-815-04	7/13/21		Chloromethane	<	0.5		ug/L	
OU4	W-815-04	7/13/21		cis-1,2-Dichloroethene	<	0.5		ug/L	
OU4	W-815-04	7/13/21		cis-1,3-Dichloropropene	<	0.5		ug/L	
OU4	W-815-04	7/13/21		Dibromochloromethane	<	0.5		ug/L	

Attachment 1. Table 1. Groundwater analytical data, Site 300, 2021.

OU	Location	Date	Sample Type	Parameter	LOS Indicator	Result	Error	Units	QA Flag
OU4	W-815-04	7/13/21		Dichlorodifluoromethane	<	0.5		ug/L	
OU4	W-815-04	7/13/21		Methylene chloride	<	1		ug/L	
OU4	W-815-04	7/13/21		Tetrachloroethene	<	0.5		ug/L	
OU4	W-815-04	7/13/21		trans-1,2-Dichloroethene	<	0.5		ug/L	
OU4	W-815-04	7/13/21		trans-1,3-Dichloropropene	<	0.5		ug/L	
OU4	W-815-04	7/13/21		Trichloroethene		1.8		ug/L	
OU4	W-815-04	7/13/21		Trichlorofluoromethane	<	0.5		ug/L	
OU4	W-815-04	7/13/21		Trichlorotrifluoroethane	<	0.5		ug/L	
OU4	W-815-04	7/13/21		Vinyl chloride	<	0.5		ug/L	
OU4	W-815-04	7/13/21		1,3-Dinitrobenzene	<	2		ug/L	
OU4	W-815-04	7/13/21		1,3,5-Trinitrobenzene	<	2		ug/L	
OU4	W-815-04	7/13/21		2-Amino-4,6-dinitrotoluene	<	2		ug/L	
OU4	W-815-04	7/13/21		2-Nitrotoluene	<	2		ug/L	
OU4	W-815-04	7/13/21		2,4-Dinitrotoluene	<	2		ug/L	
OU4	W-815-04	7/13/21		2,6-Dinitrotoluene	<	2		ug/L	
OU4	W-815-04	7/13/21		3-Nitrotoluene	<	2		ug/L	
OU4	W-815-04	7/13/21		4-Amino-2,6-dinitrotoluene	<	2		ug/L	
OU4	W-815-04	7/13/21		4-Nitrotoluene	<	2		ug/L	
OU4	W-815-04	7/13/21		HMX		3		ug/L	
OU4	W-815-04	7/13/21		Nitrobenzene	<	2		ug/L	
OU4	W-815-04	7/13/21		RDX		16		ug/L	
OU4	W-815-04	7/13/21		Tetryl	<	2		ug/L	
OU4	W-815-04	7/13/21		TNT	<	2		ug/L	
OU4	W-815-04	10/4/21		1,1-Dichloroethane	<	0.5		ug/L	
OU4	W-815-04	10/4/21		1,1-Dichloroethene	<	0.5		ug/L	
OU4	W-815-04	10/4/21		1,1,1-Trichloroethane	<	0.5		ug/L	
OU4	W-815-04	10/4/21		1,1,2-Trichloroethane	<	0.5		ug/L	
OU4	W-815-04	10/4/21		1,1,2,2-Tetrachloroethane	<	0.5		ug/L	
OU4	W-815-04	10/4/21		1,2-Dichlorobenzene	<	0.5		ug/L	
OU4	W-815-04	10/4/21		1,2-Dichloroethane	<	0.5		ug/L	
OU4	W-815-04	10/4/21		1,2-Dichloroethene (total)	<	1		ug/L	
OU4	W-815-04	10/4/21		1,2-Dichloropropane	<	0.5		ug/L	
OU4	W-815-04	10/4/21		1,3-Dichlorobenzene	<	0.5		ug/L	
OU4	W-815-04	10/4/21		1,4-Dichlorobenzene	<	0.5		ug/L	
OU4	W-815-04	10/4/21		2-Chloroethylvinylether	<	10		ug/L	
OU4	W-815-04	10/4/21		Bromodichloromethane	<	0.5		ug/L	
OU4	W-815-04	10/4/21		Bromoform	<	0.5		ug/L	
OU4	W-815-04	10/4/21		Bromomethane	<	1		ug/L	
OU4	W-815-04	10/4/21		Carbon tetrachloride	<	0.5		ug/L	
OU4	W-815-04	10/4/21		Chlorobenzene	<	0.5		ug/L	
OU4	W-815-04	10/4/21		Chloroethane	<	0.5		ug/L	
OU4	W-815-04	10/4/21		Chloroform	<	0.5		ug/L	
OU4	W-815-04	10/4/21		Chloromethane	<	0.5		ug/L	
OU4	W-815-04	10/4/21		cis-1,2-Dichloroethene	<	0.5		ug/L	
OU4	W-815-04	10/4/21		cis-1,3-Dichloropropene	<	0.5		ug/L	
OU4	W-815-04	10/4/21		Dibromochloromethane	<	0.5		ug/L	
OU4	W-815-04	10/4/21		Dichlorodifluoromethane	<	0.5		ug/L	
OU4	W-815-04	10/4/21		Methylene chloride	<	1		ug/L	
OU4	W-815-04	10/4/21		Tetrachloroethene	<	0.5		ug/L	
OU4	W-815-04	10/4/21		trans-1,2-Dichloroethene	<	0.5		ug/L	
OU4	W-815-04	10/4/21		trans-1,3-Dichloropropene	<	0.5		ug/L	
OU4	W-815-04	10/4/21		Trichloroethene		1.8		ug/L	
OU4	W-815-04	10/4/21		Trichlorofluoromethane	<	0.5		ug/L	
OU4	W-815-04	10/4/21		Trichlorotrifluoroethane	<	0.5		ug/L	
OU4	W-815-04	10/4/21		Vinyl chloride	<	0.5		ug/L	
OU4	W-815-06	3/17/21		Nitrate (as NO3)		83		mg/L	D
OU4	W-815-06	3/17/21		Perchlorate		4.9		ug/L	
OU4	W-815-06	3/17/21		1,1-Dichloroethane	<	0.5		ug/L	
OU4	W-815-06	3/17/21		1,1-Dichloroethene	<	0.5		ug/L	
OU4	W-815-06	3/17/21		1,1,1-Trichloroethane	<	0.5		ug/L	
OU4	W-815-06	3/17/21		1,1,2-Trichloroethane	<	0.5		ug/L	
OU4	W-815-06	3/17/21		1,1,2,2-Tetrachloroethane	<	0.5		ug/L	
OU4	W-815-06	3/17/21		1,2-Dichlorobenzene	<	0.5		ug/L	
OU4	W-815-06	3/17/21		1,2-Dichloroethane	<	0.5		ug/L	
OU4	W-815-06	3/17/21		1,2-Dichloroethene (total)	<	1		ug/L	
OU4	W-815-06	3/17/21		1,2-Dichloropropane	<	0.5		ug/L	

Attachment 1. Table 1. Groundwater analytical data, Site 300, 2021.

OU	Location	Date	Sample Type	Parameter	LOS Indicator	Result	Error	Units	QA Flag
OU4	W-815-06	3/17/21		1,3-Dichlorobenzene	<	0.5		ug/L	
OU4	W-815-06	3/17/21		1,4-Dichlorobenzene	<	0.5		ug/L	
OU4	W-815-06	3/17/21		2-Chloroethylvinylether	<	10		ug/L	
OU4	W-815-06	3/17/21		Bromodichloromethane	<	0.5		ug/L	
OU4	W-815-06	3/17/21		Bromoform	<	0.5		ug/L	
OU4	W-815-06	3/17/21		Bromomethane	<	1		ug/L	
OU4	W-815-06	3/17/21		Carbon tetrachloride	<	0.5		ug/L	
OU4	W-815-06	3/17/21		Chlorobenzene	<	0.5		ug/L	
OU4	W-815-06	3/17/21		Chloroethane	<	0.5		ug/L	
OU4	W-815-06	3/17/21		Chloroform	<	0.5		ug/L	
OU4	W-815-06	3/17/21		Chloromethane	<	0.5		ug/L	
OU4	W-815-06	3/17/21		cis-1,2-Dichloroethene	<	0.5		ug/L	
OU4	W-815-06	3/17/21		cis-1,3-Dichloropropene	<	0.5		ug/L	
OU4	W-815-06	3/17/21		Dibromochloromethane	<	0.5		ug/L	
OU4	W-815-06	3/17/21		Dichlorodifluoromethane	<	0.5		ug/L	
OU4	W-815-06	3/17/21		Methylene chloride	<	1		ug/L	
OU4	W-815-06	3/17/21		Tetrachloroethene	<	0.5		ug/L	
OU4	W-815-06	3/17/21		trans-1,2-Dichloroethene	<	0.5		ug/L	
OU4	W-815-06	3/17/21		trans-1,3-Dichloropropene	<	0.5		ug/L	
OU4	W-815-06	3/17/21		Trichloroethene		6.8		ug/L	
OU4	W-815-06	3/17/21		Trichlorofluoromethane	<	0.5		ug/L	
OU4	W-815-06	3/17/21		Trichlorotrifluoroethane	<	0.5		ug/L	
OU4	W-815-06	3/17/21		Vinyl chloride	<	0.5		ug/L	
OU4	W-815-06	3/17/21		1,3-Dinitrobenzene	<	2		ug/L	
OU4	W-815-06	3/17/21		1,3,5-Trinitrobenzene	<	2		ug/L	
OU4	W-815-06	3/17/21		2-Amino-4,6-dinitrotoluene	<	2		ug/L	
OU4	W-815-06	3/17/21		2-Nitrotoluene	<	2		ug/L	
OU4	W-815-06	3/17/21		2,4-Dinitrotoluene	<	2		ug/L	
OU4	W-815-06	3/17/21		2,6-Dinitrotoluene	<	2		ug/L	
OU4	W-815-06	3/17/21		3-Nitrotoluene	<	2		ug/L	
OU4	W-815-06	3/17/21		4-Amino-2,6-dinitrotoluene	<	2		ug/L	
OU4	W-815-06	3/17/21		4-Nitrotoluene	<	2		ug/L	
OU4	W-815-06	3/17/21		HMX	<	1		ug/L	
OU4	W-815-06	3/17/21		Nitrobenzene	<	2		ug/L	
OU4	W-815-06	3/17/21		RDX		2.6		ug/L	
OU4	W-815-06	3/17/21		TNT	<	2		ug/L	
OU4	W-815-06	3/17/21	DUP	Nitrate (as NO3)		85		mg/L	D
OU4	W-815-06	3/17/21	DUP	Perchlorate		4.3		ug/L	
OU4	W-815-06	3/17/21	DUP	1,1-Dichloroethane	<	0.5		ug/L	
OU4	W-815-06	3/17/21	DUP	1,1-Dichloroethene	<	0.5		ug/L	
OU4	W-815-06	3/17/21	DUP	1,1,1-Trichloroethane	<	0.5		ug/L	
OU4	W-815-06	3/17/21	DUP	1,1,2-Trichloroethane	<	0.5		ug/L	
OU4	W-815-06	3/17/21	DUP	1,1,2,2-Tetrachloroethane	<	0.5		ug/L	
OU4	W-815-06	3/17/21	DUP	1,2-Dichlorobenzene	<	0.5		ug/L	
OU4	W-815-06	3/17/21	DUP	1,2-Dichloroethane	<	0.5		ug/L	
OU4	W-815-06	3/17/21	DUP	1,2-Dichloroethene (total)	<	1		ug/L	
OU4	W-815-06	3/17/21	DUP	1,2-Dichloropropane	<	0.5		ug/L	
OU4	W-815-06	3/17/21	DUP	1,3-Dichlorobenzene	<	0.5		ug/L	
OU4	W-815-06	3/17/21	DUP	1,4-Dichlorobenzene	<	0.5		ug/L	
OU4	W-815-06	3/17/21	DUP	2-Chloroethylvinylether	<	10		ug/L	
OU4	W-815-06	3/17/21	DUP	Bromodichloromethane	<	0.5		ug/L	
OU4	W-815-06	3/17/21	DUP	Bromoform	<	0.5		ug/L	
OU4	W-815-06	3/17/21	DUP	Bromomethane	<	1		ug/L	
OU4	W-815-06	3/17/21	DUP	Carbon tetrachloride	<	0.5		ug/L	
OU4	W-815-06	3/17/21	DUP	Chlorobenzene	<	0.5		ug/L	
OU4	W-815-06	3/17/21	DUP	Chloroethane	<	0.5		ug/L	
OU4	W-815-06	3/17/21	DUP	Chloroform	<	0.5		ug/L	
OU4	W-815-06	3/17/21	DUP	Chloromethane	<	0.5		ug/L	
OU4	W-815-06	3/17/21	DUP	cis-1,2-Dichloroethene	<	0.5		ug/L	
OU4	W-815-06	3/17/21	DUP	cis-1,3-Dichloropropene	<	0.5		ug/L	
OU4	W-815-06	3/17/21	DUP	Dibromochloromethane	<	0.5		ug/L	
OU4	W-815-06	3/17/21	DUP	Dichlorodifluoromethane	<	0.5		ug/L	
OU4	W-815-06	3/17/21	DUP	Methylene chloride	<	1		ug/L	
OU4	W-815-06	3/17/21	DUP	Tetrachloroethene	<	0.5		ug/L	
OU4	W-815-06	3/17/21	DUP	trans-1,2-Dichloroethene	<	0.5		ug/L	
OU4	W-815-06	3/17/21	DUP	trans-1,3-Dichloropropene	<	0.5		ug/L	

Attachment 1. Table 1. Groundwater analytical data, Site 300, 2021.

OU	Location	Date	Sample Type	Parameter	LOS Indicator	Result	Error	Units	QA Flag
OU4	W-815-06	3/17/21	DUP	Trichloroethene		7.2		ug/L	
OU4	W-815-06	3/17/21	DUP	Trichlorofluoromethane	<	0.5		ug/L	
OU4	W-815-06	3/17/21	DUP	Trichlorotrifluoroethane	<	0.5		ug/L	
OU4	W-815-06	3/17/21	DUP	Vinyl chloride	<	0.5		ug/L	
OU4	W-815-06	3/17/21	DUP	1,3-Dinitrobenzene	<	2		ug/L	
OU4	W-815-06	3/17/21	DUP	1,3,5-Trinitrobenzene	<	2		ug/L	
OU4	W-815-06	3/17/21	DUP	2-Amino-4,6-dinitrotoluene	<	2		ug/L	
OU4	W-815-06	3/17/21	DUP	2-Nitrotoluene	<	2		ug/L	
OU4	W-815-06	3/17/21	DUP	2,4-Dinitrotoluene	<	2		ug/L	
OU4	W-815-06	3/17/21	DUP	2,6-Dinitrotoluene	<	2		ug/L	
OU4	W-815-06	3/17/21	DUP	3-Nitrotoluene	<	2		ug/L	
OU4	W-815-06	3/17/21	DUP	4-Amino-2,6-dinitrotoluene	<	2		ug/L	
OU4	W-815-06	3/17/21	DUP	4-Nitrotoluene	<	2		ug/L	
OU4	W-815-06	3/17/21	DUP	HMX	<	1		ug/L	
OU4	W-815-06	3/17/21	DUP	Nitrobenzene	<	2		ug/L	
OU4	W-815-06	3/17/21	DUP	RDX		2.6		ug/L	
OU4	W-815-06	3/17/21	DUP	TNT	<	2		ug/L	
OU4	W-815-06	9/23/21		1,1-Dichloroethane	<	0.5		ug/L	
OU4	W-815-06	9/23/21		1,1-Dichloroethene	<	0.5		ug/L	
OU4	W-815-06	9/23/21		1,1,1-Trichloroethane	<	0.5		ug/L	
OU4	W-815-06	9/23/21		1,1,2-Trichloroethane	<	0.5		ug/L	
OU4	W-815-06	9/23/21		1,1,2,2-Tetrachloroethane	<	0.5		ug/L	
OU4	W-815-06	9/23/21		1,2-Dichlorobenzene	<	0.5		ug/L	
OU4	W-815-06	9/23/21		1,2-Dichloroethane	<	0.5		ug/L	
OU4	W-815-06	9/23/21		1,2-Dichloroethene (total)	<	1		ug/L	
OU4	W-815-06	9/23/21		1,2-Dichloropropane	<	0.5		ug/L	
OU4	W-815-06	9/23/21		1,3-Dichlorobenzene	<	0.5		ug/L	
OU4	W-815-06	9/23/21		1,4-Dichlorobenzene	<	0.5		ug/L	
OU4	W-815-06	9/23/21		2-Chloroethylvinylether	<	10		ug/L	
OU4	W-815-06	9/23/21		Bromodichloromethane	<	0.5		ug/L	
OU4	W-815-06	9/23/21		Bromoform	<	0.5		ug/L	
OU4	W-815-06	9/23/21		Bromomethane	<	1		ug/L	
OU4	W-815-06	9/23/21		Carbon tetrachloride	<	0.5		ug/L	
OU4	W-815-06	9/23/21		Chlorobenzene	<	0.5		ug/L	
OU4	W-815-06	9/23/21		Chloroethane	<	0.5		ug/L	
OU4	W-815-06	9/23/21		Chloroform	<	0.5		ug/L	
OU4	W-815-06	9/23/21		Chloromethane	<	0.5		ug/L	
OU4	W-815-06	9/23/21		cis-1,2-Dichloroethene	<	0.5		ug/L	
OU4	W-815-06	9/23/21		cis-1,3-Dichloropropene	<	0.5		ug/L	
OU4	W-815-06	9/23/21		Dibromochloromethane	<	0.5		ug/L	
OU4	W-815-06	9/23/21		Dichlorodifluoromethane	<	0.5		ug/L	
OU4	W-815-06	9/23/21		Methylene chloride	<	1		ug/L	
OU4	W-815-06	9/23/21		Tetrachloroethene	<	0.5		ug/L	
OU4	W-815-06	9/23/21		trans-1,2-Dichloroethene	<	0.5		ug/L	
OU4	W-815-06	9/23/21		trans-1,3-Dichloropropene	<	0.5		ug/L	
OU4	W-815-06	9/23/21		Trichloroethene		5.5		ug/L	
OU4	W-815-06	9/23/21		Trichlorofluoromethane	<	0.5		ug/L	
OU4	W-815-06	9/23/21		Trichlorotrifluoroethane	<	0.5		ug/L	
OU4	W-815-06	9/23/21		Vinyl chloride	<	0.5		ug/L	
OU4	W-815-06	9/23/21		Field Oxidation Potential (Eh)		-50		mVolts	
OU4	W-815-06	9/23/21		Field pH		8.14		Units	
OU4	W-815-06	9/23/21		Field Specific Conductance		1361		umhos/cm	
OU4	W-815-06	9/23/21		Field Temperature		20.9		Degrees C	
OU4	W-815-07	3/9/21		Nitrate (as NO3)		87		mg/L	D
OU4	W-815-07	3/9/21		Perchlorate	<	4		ug/L	
OU4	W-815-07	3/9/21		1,1-Dichloroethane	<	0.5		ug/L	
OU4	W-815-07	3/9/21		1,1-Dichloroethene	<	0.5		ug/L	
OU4	W-815-07	3/9/21		1,1,1-Trichloroethane	<	0.5		ug/L	
OU4	W-815-07	3/9/21		1,1,2-Trichloroethane	<	0.5		ug/L	
OU4	W-815-07	3/9/21		1,1,2,2-Tetrachloroethane	<	0.5		ug/L	
OU4	W-815-07	3/9/21		1,2-Dichlorobenzene	<	0.5		ug/L	
OU4	W-815-07	3/9/21		1,2-Dichloroethane	<	0.5		ug/L	
OU4	W-815-07	3/9/21		1,2-Dichloroethene (total)	<	1		ug/L	
OU4	W-815-07	3/9/21		1,2-Dichloropropane	<	0.5		ug/L	
OU4	W-815-07	3/9/21		1,3-Dichlorobenzene	<	0.5		ug/L	
OU4	W-815-07	3/9/21		1,4-Dichlorobenzene	<	0.5		ug/L	

Attachment 1. Table 1. Groundwater analytical data, Site 300, 2021.

OU	Location	Date	Sample Type	Parameter	LOS Indicator	Result	Error	Units	QA Flag
OU4	W-815-07	3/9/21		2-Chloroethylvinylether	<	10		ug/L	
OU4	W-815-07	3/9/21		Bromodichloromethane	<	0.5		ug/L	
OU4	W-815-07	3/9/21		Bromoform	<	0.5		ug/L	
OU4	W-815-07	3/9/21		Bromomethane	<	1		ug/L	
OU4	W-815-07	3/9/21		Carbon tetrachloride	<	0.5		ug/L	
OU4	W-815-07	3/9/21		Chlorobenzene	<	0.5		ug/L	
OU4	W-815-07	3/9/21		Chloroethane	<	0.5		ug/L	
OU4	W-815-07	3/9/21		Chloroform	<	0.5		ug/L	
OU4	W-815-07	3/9/21		Chloromethane	<	0.5		ug/L	
OU4	W-815-07	3/9/21		cis-1,2-Dichloroethene	<	0.5		ug/L	
OU4	W-815-07	3/9/21		cis-1,3-Dichloropropene	<	0.5		ug/L	
OU4	W-815-07	3/9/21		Dibromochloromethane	<	0.5		ug/L	
OU4	W-815-07	3/9/21		Dichlorodifluoromethane	<	0.5		ug/L	
OU4	W-815-07	3/9/21		Methylene chloride	<	1		ug/L	
OU4	W-815-07	3/9/21		Tetrachloroethene	<	0.5		ug/L	
OU4	W-815-07	3/9/21		trans-1,2-Dichloroethene	<	0.5		ug/L	
OU4	W-815-07	3/9/21		trans-1,3-Dichloropropene	<	0.5		ug/L	
OU4	W-815-07	3/9/21		Trichloroethene		9		ug/L	
OU4	W-815-07	3/9/21		Trichlorofluoromethane	<	0.5		ug/L	
OU4	W-815-07	3/9/21		Trichlorotrifluoroethane	<	0.5		ug/L	
OU4	W-815-07	3/9/21		Vinyl chloride	<	0.5		ug/L	
OU4	W-815-07	3/9/21		1,3-Dinitrobenzene	<	2		ug/L	D
OU4	W-815-07	3/9/21		1,3,5-Trinitrobenzene	<	2		ug/L	D
OU4	W-815-07	3/9/21		2-Amino-4,6-dinitrotoluene	<	2		ug/L	D
OU4	W-815-07	3/9/21		2-Nitrotoluene	<	2		ug/L	D
OU4	W-815-07	3/9/21		2,4-Dinitrotoluene	<	2		ug/L	D
OU4	W-815-07	3/9/21		2,6-Dinitrotoluene	<	2		ug/L	D
OU4	W-815-07	3/9/21		3-Nitrotoluene	<	2		ug/L	D
OU4	W-815-07	3/9/21		4-Amino-2,6-dinitrotoluene	<	2		ug/L	D
OU4	W-815-07	3/9/21		4-Nitrotoluene	<	2		ug/L	D
OU4	W-815-07	3/9/21		HMX	<	1		ug/L	D
OU4	W-815-07	3/9/21		Nitrobenzene	<	2		ug/L	D
OU4	W-815-07	3/9/21		RDX		2.2		ug/L	D
OU4	W-815-07	3/9/21		TNT	<	2		ug/L	D
OU4	W-815-07	3/9/21		Field Oxidation Potential (Eh)		207		mVolts	
OU4	W-815-07	3/9/21		Field pH		7.92		Units	
OU4	W-815-07	3/9/21		Field Specific Conductance		1440		umhos/cm	
OU4	W-815-07	3/9/21		Field Temperature		18.2		Degrees C	
OU4	W-815-07	9/8/21		1,1-Dichloroethane	<	0.5		ug/L	
OU4	W-815-07	9/8/21		1,1-Dichloroethene	<	0.5		ug/L	
OU4	W-815-07	9/8/21		1,1,1-Trichloroethane	<	0.5		ug/L	
OU4	W-815-07	9/8/21		1,1,2-Trichloroethane	<	0.5		ug/L	
OU4	W-815-07	9/8/21		1,1,2,2-Tetrachloroethane	<	0.5		ug/L	
OU4	W-815-07	9/8/21		1,2-Dichlorobenzene	<	0.5		ug/L	
OU4	W-815-07	9/8/21		1,2-Dichloroethane	<	0.5		ug/L	
OU4	W-815-07	9/8/21		1,2-Dichloroethene (total)	<	1		ug/L	
OU4	W-815-07	9/8/21		1,2-Dichloropropane	<	0.5		ug/L	
OU4	W-815-07	9/8/21		1,3-Dichlorobenzene	<	0.5		ug/L	
OU4	W-815-07	9/8/21		1,4-Dichlorobenzene	<	0.5		ug/L	
OU4	W-815-07	9/8/21		2-Chloroethylvinylether	<	10		ug/L	
OU4	W-815-07	9/8/21		Bromodichloromethane	<	0.5		ug/L	
OU4	W-815-07	9/8/21		Bromoform	<	0.5		ug/L	
OU4	W-815-07	9/8/21		Bromomethane	<	1		ug/L	O
OU4	W-815-07	9/8/21		Carbon tetrachloride	<	0.5		ug/L	
OU4	W-815-07	9/8/21		Chlorobenzene	<	0.5		ug/L	
OU4	W-815-07	9/8/21		Chloroethane	<	0.5		ug/L	
OU4	W-815-07	9/8/21		Chloroform	<	0.5		ug/L	
OU4	W-815-07	9/8/21		Chloromethane	<	0.5		ug/L	
OU4	W-815-07	9/8/21		cis-1,2-Dichloroethene	<	0.5		ug/L	
OU4	W-815-07	9/8/21		cis-1,3-Dichloropropene	<	0.5		ug/L	
OU4	W-815-07	9/8/21		Dibromochloromethane	<	0.5		ug/L	
OU4	W-815-07	9/8/21		Dichlorodifluoromethane	<	0.5		ug/L	
OU4	W-815-07	9/8/21		Methylene chloride	<	1		ug/L	
OU4	W-815-07	9/8/21		Tetrachloroethene	<	0.5		ug/L	
OU4	W-815-07	9/8/21		trans-1,2-Dichloroethene	<	0.5		ug/L	
OU4	W-815-07	9/8/21		trans-1,3-Dichloropropene	<	0.5		ug/L	

Attachment 1. Table 1. Groundwater analytical data, Site 300, 2021.

OU	Location	Date	Sample Type	Parameter	LOS Indicator	Result	Error	Units	QA Flag
OU4	W-815-07	9/8/21		Trichloroethene		8.9		ug/L	
OU4	W-815-07	9/8/21		Trichlorofluoromethane	<	0.5		ug/L	
OU4	W-815-07	9/8/21		Trichlorotrifluoroethane	<	0.5		ug/L	
OU4	W-815-07	9/8/21		Vinyl chloride	<	0.5		ug/L	
OU4	W-815-07	9/8/21		Field Oxidation Potential (Eh)		82		mVolts	
OU4	W-815-07	9/8/21		Field pH		8.05		Units	
OU4	W-815-07	9/8/21		Field Specific Conductance		1410		umhos/cm	
OU4	W-815-07	9/8/21		Field Temperature		26.5		Degrees C	
OU4	W-815-08	3/8/21		1,1-Dichloroethane	<	0.5		ug/L	
OU4	W-815-08	3/8/21		1,1-Dichloroethene	<	0.5		ug/L	
OU4	W-815-08	3/8/21		1,1,1-Trichloroethane	<	0.5		ug/L	
OU4	W-815-08	3/8/21		1,1,2-Trichloroethane	<	0.5		ug/L	
OU4	W-815-08	3/8/21		1,1,2,2-Tetrachloroethane	<	0.5		ug/L	
OU4	W-815-08	3/8/21		1,2-Dichlorobenzene	<	0.5		ug/L	
OU4	W-815-08	3/8/21		1,2-Dichloroethane	<	0.5		ug/L	
OU4	W-815-08	3/8/21		1,2-Dichloroethene (total)	<	1		ug/L	
OU4	W-815-08	3/8/21		1,2-Dichloropropane	<	0.5		ug/L	
OU4	W-815-08	3/8/21		1,3-Dichlorobenzene	<	0.5		ug/L	
OU4	W-815-08	3/8/21		1,4-Dichlorobenzene	<	0.5		ug/L	
OU4	W-815-08	3/8/21		2-Chloroethylvinylether	<	10		ug/L	
OU4	W-815-08	3/8/21		Bromodichloromethane	<	0.5		ug/L	
OU4	W-815-08	3/8/21		Bromoform	<	0.5		ug/L	
OU4	W-815-08	3/8/21		Bromomethane	<	1		ug/L	
OU4	W-815-08	3/8/21		Carbon tetrachloride	<	0.5		ug/L	
OU4	W-815-08	3/8/21		Chlorobenzene	<	0.5		ug/L	
OU4	W-815-08	3/8/21		Chloroethane	<	0.5		ug/L	
OU4	W-815-08	3/8/21		Chloroform	<	0.5		ug/L	
OU4	W-815-08	3/8/21		Chloromethane	<	0.5		ug/L	
OU4	W-815-08	3/8/21		cis-1,2-Dichloroethene	<	0.5		ug/L	
OU4	W-815-08	3/8/21		cis-1,3-Dichloropropene	<	0.5		ug/L	
OU4	W-815-08	3/8/21		Dibromochloromethane	<	0.5		ug/L	
OU4	W-815-08	3/8/21		Dichlorodifluoromethane	<	0.5		ug/L	
OU4	W-815-08	3/8/21		Methylene chloride	<	1		ug/L	
OU4	W-815-08	3/8/21		Tetrachloroethene	<	0.5		ug/L	
OU4	W-815-08	3/8/21		trans-1,2-Dichloroethene	<	0.5		ug/L	
OU4	W-815-08	3/8/21		trans-1,3-Dichloropropene	<	0.5		ug/L	
OU4	W-815-08	3/8/21		Trichloroethene	<	0.5		ug/L	
OU4	W-815-08	3/8/21		Trichlorofluoromethane	<	0.5		ug/L	
OU4	W-815-08	3/8/21		Trichlorotrifluoroethane	<	0.5		ug/L	
OU4	W-815-08	3/8/21		Vinyl chloride	<	0.5		ug/L	
OU4	W-815-08	3/8/21		Field Oxidation Potential (Eh)		197		mVolts	
OU4	W-815-08	3/8/21		Field pH		8.21		Units	
OU4	W-815-08	3/8/21		Field Specific Conductance		1664		umhos/cm	
OU4	W-815-08	3/8/21		Field Temperature		19.1		Degrees C	
OU4	W-815-2110	3/30/21		Nitrate (as NO3)	<	1		mg/L	D
OU4	W-815-2110	3/30/21		Perchlorate	<	4		ug/L	
OU4	W-815-2110	3/30/21		1,1-Dichloroethane	<	0.5		ug/L	
OU4	W-815-2110	3/30/21		1,1-Dichloroethene	<	0.5		ug/L	
OU4	W-815-2110	3/30/21		1,1,1-Trichloroethane	<	0.5		ug/L	
OU4	W-815-2110	3/30/21		1,1,2-Trichloroethane	<	0.5		ug/L	
OU4	W-815-2110	3/30/21		1,1,2,2-Tetrachloroethane	<	0.5		ug/L	
OU4	W-815-2110	3/30/21		1,2-Dichlorobenzene	<	0.5		ug/L	
OU4	W-815-2110	3/30/21		1,2-Dichloroethane	<	0.5		ug/L	
OU4	W-815-2110	3/30/21		1,2-Dichloroethene (total)	<	1		ug/L	
OU4	W-815-2110	3/30/21		1,2-Dichloropropane	<	0.5		ug/L	
OU4	W-815-2110	3/30/21		1,3-Dichlorobenzene	<	0.5		ug/L	
OU4	W-815-2110	3/30/21		1,4-Dichlorobenzene	<	0.5		ug/L	
OU4	W-815-2110	3/30/21		2-Chloroethylvinylether	<	10		ug/L	
OU4	W-815-2110	3/30/21		Bromodichloromethane	<	0.5		ug/L	
OU4	W-815-2110	3/30/21		Bromoform	<	0.5		ug/L	
OU4	W-815-2110	3/30/21		Bromomethane	<	1		ug/L	
OU4	W-815-2110	3/30/21		Carbon tetrachloride	<	0.5		ug/L	
OU4	W-815-2110	3/30/21		Chlorobenzene	<	0.5		ug/L	
OU4	W-815-2110	3/30/21		Chloroethane	<	0.5		ug/L	
OU4	W-815-2110	3/30/21		Chloroform	<	0.5		ug/L	
OU4	W-815-2110	3/30/21		Chloromethane	<	0.5		ug/L	

Attachment 1. Table 1. Groundwater analytical data, Site 300, 2021.

OU	Location	Date	Sample Type	Parameter	LOS Indicator	Result	Error	Units	QA Flag
OU4	W-815-2110	3/30/21		cis-1,2-Dichloroethene	<	0.5		ug/L	
OU4	W-815-2110	3/30/21		cis-1,3-Dichloropropene	<	0.5		ug/L	
OU4	W-815-2110	3/30/21		Dibromochloromethane	<	0.5		ug/L	
OU4	W-815-2110	3/30/21		Dichlorodifluoromethane	<	0.5		ug/L	
OU4	W-815-2110	3/30/21		Methylene chloride	<	1		ug/L	
OU4	W-815-2110	3/30/21		Tetrachloroethene	<	0.5		ug/L	
OU4	W-815-2110	3/30/21		trans-1,2-Dichloroethene	<	0.5		ug/L	
OU4	W-815-2110	3/30/21		trans-1,3-Dichloropropene	<	0.5		ug/L	
OU4	W-815-2110	3/30/21		Trichloroethene		1.4		ug/L	
OU4	W-815-2110	3/30/21		Trichlorofluoromethane	<	0.5		ug/L	
OU4	W-815-2110	3/30/21		Trichlorotrifluoroethane	<	0.5		ug/L	
OU4	W-815-2110	3/30/21		Vinyl chloride	<	0.5		ug/L	
OU4	W-815-2110	3/30/21		1,3-Dinitrobenzene	<	2		ug/L	
OU4	W-815-2110	3/30/21		1,3,5-Trinitrobenzene	<	2		ug/L	
OU4	W-815-2110	3/30/21		2-Amino-4,6-dinitrotoluene	<	2		ug/L	
OU4	W-815-2110	3/30/21		2-Nitrotoluene	<	2		ug/L	
OU4	W-815-2110	3/30/21		2,4-Dinitrotoluene	<	2		ug/L	
OU4	W-815-2110	3/30/21		2,6-Dinitrotoluene	<	2		ug/L	
OU4	W-815-2110	3/30/21		3-Nitrotoluene	<	2		ug/L	
OU4	W-815-2110	3/30/21		4-Amino-2,6-dinitrotoluene	<	2		ug/L	
OU4	W-815-2110	3/30/21		4-Nitrotoluene	<	2		ug/L	
OU4	W-815-2110	3/30/21		HMX	<	1		ug/L	
OU4	W-815-2110	3/30/21		Nitrobenzene	<	2		ug/L	
OU4	W-815-2110	3/30/21		RDX	<	1		ug/L	
OU4	W-815-2110	3/30/21		TNT	<	2		ug/L	
OU4	W-815-2110	3/30/21		Field Oxidation Potential (Eh)		97		mVolts	
OU4	W-815-2110	3/30/21		Field pH		8.44		Units	
OU4	W-815-2110	3/30/21		Field Specific Conductance		1609		umhos/cm	
OU4	W-815-2110	3/30/21		Field Temperature		17.6		Degrees C	
OU4	W-815-2110	6/21/21		1,1-Dichloroethane	<	0.5		ug/L	
OU4	W-815-2110	6/21/21		1,1-Dichloroethene	<	0.5		ug/L	
OU4	W-815-2110	6/21/21		1,1,1-Trichloroethane	<	0.5		ug/L	
OU4	W-815-2110	6/21/21		1,1,2-Trichloroethane	<	0.5		ug/L	
OU4	W-815-2110	6/21/21		1,1,2,2-Tetrachloroethane	<	0.5		ug/L	
OU4	W-815-2110	6/21/21		1,2-Dichlorobenzene	<	0.5		ug/L	
OU4	W-815-2110	6/21/21		1,2-Dichloroethane	<	0.5		ug/L	
OU4	W-815-2110	6/21/21		1,2-Dichloroethene (total)	<	1		ug/L	
OU4	W-815-2110	6/21/21		1,2-Dichloropropane	<	0.5		ug/L	
OU4	W-815-2110	6/21/21		1,3-Dichlorobenzene	<	0.5		ug/L	
OU4	W-815-2110	6/21/21		1,4-Dichlorobenzene	<	0.5		ug/L	
OU4	W-815-2110	6/21/21		2-Chloroethylvinylether	<	10		ug/L	
OU4	W-815-2110	6/21/21		Bromodichloromethane	<	0.5		ug/L	
OU4	W-815-2110	6/21/21		Bromoform	<	0.5		ug/L	
OU4	W-815-2110	6/21/21		Bromomethane	<	1		ug/L	
OU4	W-815-2110	6/21/21		Carbon tetrachloride	<	0.5		ug/L	
OU4	W-815-2110	6/21/21		Chlorobenzene	<	0.5		ug/L	
OU4	W-815-2110	6/21/21		Chloroethane	<	0.5		ug/L	
OU4	W-815-2110	6/21/21		Chloroform	<	0.5		ug/L	
OU4	W-815-2110	6/21/21		Chloromethane	<	0.5		ug/L	
OU4	W-815-2110	6/21/21		cis-1,2-Dichloroethene	<	0.5		ug/L	
OU4	W-815-2110	6/21/21		cis-1,3-Dichloropropene	<	0.5		ug/L	
OU4	W-815-2110	6/21/21		Dibromochloromethane	<	0.5		ug/L	
OU4	W-815-2110	6/21/21		Dichlorodifluoromethane	<	0.5		ug/L	
OU4	W-815-2110	6/21/21		Methylene chloride	<	1		ug/L	
OU4	W-815-2110	6/21/21		Tetrachloroethene	<	0.5		ug/L	
OU4	W-815-2110	6/21/21		trans-1,2-Dichloroethene	<	0.5		ug/L	
OU4	W-815-2110	6/21/21		trans-1,3-Dichloropropene	<	0.5		ug/L	
OU4	W-815-2110	6/21/21		Trichloroethene		1.2		ug/L	
OU4	W-815-2110	6/21/21		Trichlorofluoromethane	<	0.5		ug/L	
OU4	W-815-2110	6/21/21		Trichlorotrifluoroethane	<	0.5		ug/L	
OU4	W-815-2110	6/21/21		Vinyl chloride	<	0.5		ug/L	
OU4	W-815-2110	6/21/21		Field Oxidation Potential (Eh)		-80		mVolts	
OU4	W-815-2110	6/21/21		Field pH		8.41		Units	
OU4	W-815-2110	6/21/21		Field Specific Conductance		1600		umhos/cm	
OU4	W-815-2110	6/21/21		Field Temperature		21.9		Degrees C	
OU4	W-815-2110	9/23/21		Nitrate (as NO3)	<	1		mg/L	D

Attachment 1. Table 1. Groundwater analytical data, Site 300, 2021.

OU	Location	Date	Sample Type	Parameter	LOS Indicator	Result	Error	Units	QA Flag
OU4	W-815-2110	9/23/21		Perchlorate	<	2		ug/L	
OU4	W-815-2110	9/23/21		1,1-Dichloroethane	<	0.5		ug/L	
OU4	W-815-2110	9/23/21		1,1-Dichloroethene	<	0.5		ug/L	
OU4	W-815-2110	9/23/21		1,1,1-Trichloroethane	<	0.5		ug/L	
OU4	W-815-2110	9/23/21		1,1,2-Trichloroethane	<	0.5		ug/L	
OU4	W-815-2110	9/23/21		1,1,2,2-Tetrachloroethane	<	0.5		ug/L	
OU4	W-815-2110	9/23/21		1,2-Dichlorobenzene	<	0.5		ug/L	
OU4	W-815-2110	9/23/21		1,2-Dichloroethane	<	0.5		ug/L	
OU4	W-815-2110	9/23/21		1,2-Dichloroethene (total)	<	1		ug/L	
OU4	W-815-2110	9/23/21		1,2-Dichloropropane	<	0.5		ug/L	
OU4	W-815-2110	9/23/21		1,3-Dichlorobenzene	<	0.5		ug/L	
OU4	W-815-2110	9/23/21		1,4-Dichlorobenzene	<	0.5		ug/L	
OU4	W-815-2110	9/23/21		2-Chloroethylvinylether	<	10		ug/L	
OU4	W-815-2110	9/23/21		Bromodichloromethane	<	0.5		ug/L	
OU4	W-815-2110	9/23/21		Bromoform	<	0.5		ug/L	
OU4	W-815-2110	9/23/21		Bromomethane	<	1		ug/L	
OU4	W-815-2110	9/23/21		Carbon tetrachloride	<	0.5		ug/L	
OU4	W-815-2110	9/23/21		Chlorobenzene	<	0.5		ug/L	
OU4	W-815-2110	9/23/21		Chloroethane	<	0.5		ug/L	
OU4	W-815-2110	9/23/21		Chloroform	<	0.5		ug/L	
OU4	W-815-2110	9/23/21		Chloromethane	<	0.5		ug/L	
OU4	W-815-2110	9/23/21		cis-1,2-Dichloroethene	<	0.5		ug/L	
OU4	W-815-2110	9/23/21		cis-1,3-Dichloropropene	<	0.5		ug/L	
OU4	W-815-2110	9/23/21		Dibromochloromethane	<	0.5		ug/L	
OU4	W-815-2110	9/23/21		Dichlorodifluoromethane	<	0.5		ug/L	
OU4	W-815-2110	9/23/21		Methylene chloride	<	1		ug/L	
OU4	W-815-2110	9/23/21		Tetrachloroethene	<	0.5		ug/L	
OU4	W-815-2110	9/23/21		trans-1,2-Dichloroethene	<	0.5		ug/L	
OU4	W-815-2110	9/23/21		trans-1,3-Dichloropropene	<	0.5		ug/L	
OU4	W-815-2110	9/23/21		Trichloroethene		1.3		ug/L	
OU4	W-815-2110	9/23/21		Trichlorofluoromethane	<	0.5		ug/L	
OU4	W-815-2110	9/23/21		Trichlorotrifluoroethane	<	0.5		ug/L	
OU4	W-815-2110	9/23/21		Vinyl chloride	<	0.5		ug/L	
OU4	W-815-2110	9/23/21		1,3-Dinitrobenzene	<	2		ug/L	
OU4	W-815-2110	9/23/21		1,3,5-Trinitrobenzene	<	2		ug/L	
OU4	W-815-2110	9/23/21		2-Amino-4,6-dinitrotoluene	<	2		ug/L	
OU4	W-815-2110	9/23/21		2-Nitrotoluene	<	2		ug/L	
OU4	W-815-2110	9/23/21		2,4-Dinitrotoluene	<	2		ug/L	
OU4	W-815-2110	9/23/21		2,6-Dinitrotoluene	<	2		ug/L	
OU4	W-815-2110	9/23/21		3-Nitrotoluene	<	2		ug/L	
OU4	W-815-2110	9/23/21		4-Amino-2,6-dinitrotoluene	<	2		ug/L	
OU4	W-815-2110	9/23/21		4-Nitrotoluene	<	2		ug/L	
OU4	W-815-2110	9/23/21		HMX	<	1		ug/L	
OU4	W-815-2110	9/23/21		Nitrobenzene	<	2		ug/L	
OU4	W-815-2110	9/23/21		RDX	<	1		ug/L	
OU4	W-815-2110	9/23/21		TNT	<	2		ug/L	
OU4	W-815-2110	9/23/21		Field Oxidation Potential (Eh)		-4		mVolts	
OU4	W-815-2110	9/23/21		Field pH		8.65		Units	
OU4	W-815-2110	9/23/21		Field Specific Conductance		1608		umhos/cm	
OU4	W-815-2110	9/23/21		Field Temperature		20.5		Degrees C	
OU4	W-815-2110	12/8/21		1,1-Dichloroethane	<	0.5		ug/L	
OU4	W-815-2110	12/8/21		1,1-Dichloroethene	<	0.5		ug/L	
OU4	W-815-2110	12/8/21		1,1,1-Trichloroethane	<	0.5		ug/L	
OU4	W-815-2110	12/8/21		1,1,2-Trichloroethane	<	0.5		ug/L	
OU4	W-815-2110	12/8/21		1,1,2,2-Tetrachloroethane	<	0.5		ug/L	
OU4	W-815-2110	12/8/21		1,2-Dichlorobenzene	<	0.5		ug/L	
OU4	W-815-2110	12/8/21		1,2-Dichloroethane	<	0.5		ug/L	
OU4	W-815-2110	12/8/21		1,2-Dichloroethene (total)	<	1		ug/L	
OU4	W-815-2110	12/8/21		1,2-Dichloropropane	<	0.5		ug/L	
OU4	W-815-2110	12/8/21		1,3-Dichlorobenzene	<	0.5		ug/L	
OU4	W-815-2110	12/8/21		1,4-Dichlorobenzene	<	0.5		ug/L	
OU4	W-815-2110	12/8/21		2-Chloroethylvinylether	<	10		ug/L	
OU4	W-815-2110	12/8/21		Bromodichloromethane	<	0.5		ug/L	
OU4	W-815-2110	12/8/21		Bromoform	<	0.5		ug/L	
OU4	W-815-2110	12/8/21		Bromomethane	<	1		ug/L	
OU4	W-815-2110	12/8/21		Carbon tetrachloride	<	0.5		ug/L	

Attachment 1. Table 1. Groundwater analytical data, Site 300, 2021.

OU	Location	Date	Sample Type	Parameter	LOS Indicator	Result	Error	Units	QA Flag
OU4	W-815-2110	12/8/21		Chlorobenzene	<	0.5		ug/L	
OU4	W-815-2110	12/8/21		Chloroethane	<	0.5		ug/L	
OU4	W-815-2110	12/8/21		Chloroform	<	0.5		ug/L	
OU4	W-815-2110	12/8/21		Chloromethane	<	0.5		ug/L	
OU4	W-815-2110	12/8/21		cis-1,2-Dichloroethene	<	0.5		ug/L	
OU4	W-815-2110	12/8/21		cis-1,3-Dichloropropene	<	0.5		ug/L	
OU4	W-815-2110	12/8/21		Dibromochloromethane	<	0.5		ug/L	
OU4	W-815-2110	12/8/21		Dichlorodifluoromethane	<	0.5		ug/L	
OU4	W-815-2110	12/8/21		Methylene chloride	<	1		ug/L	
OU4	W-815-2110	12/8/21		Tetrachloroethene	<	0.5		ug/L	
OU4	W-815-2110	12/8/21		trans-1,2-Dichloroethene	<	0.5		ug/L	
OU4	W-815-2110	12/8/21		trans-1,3-Dichloropropene	<	0.5		ug/L	
OU4	W-815-2110	12/8/21		Trichloroethene		1.3		ug/L	
OU4	W-815-2110	12/8/21		Trichlorofluoromethane	<	0.5		ug/L	
OU4	W-815-2110	12/8/21		Trichlorotrifluoroethane	<	0.5		ug/L	
OU4	W-815-2110	12/8/21		Vinyl chloride	<	0.5		ug/L	
OU4	W-815-2110	12/8/21		Field Oxidation Potential (Eh)		-83		mVolts	
OU4	W-815-2110	12/8/21		Field pH		8.59		Units	
OU4	W-815-2110	12/8/21		Field Specific Conductance		1593		umhos/cm	
OU4	W-815-2110	12/8/21		Field Temperature		16.6		Degrees C	
OU4	W-815-2110	12/8/21	DUP	1,1-Dichloroethane	<	0.5		ug/L	
OU4	W-815-2110	12/8/21	DUP	1,1-Dichloroethene	<	0.5		ug/L	
OU4	W-815-2110	12/8/21	DUP	1,1,1-Trichloroethane	<	0.5		ug/L	
OU4	W-815-2110	12/8/21	DUP	1,1,2-Trichloroethane	<	0.5		ug/L	
OU4	W-815-2110	12/8/21	DUP	1,1,2,2-Tetrachloroethane	<	0.5		ug/L	
OU4	W-815-2110	12/8/21	DUP	1,2-Dichlorobenzene	<	0.5		ug/L	
OU4	W-815-2110	12/8/21	DUP	1,2-Dichloroethane	<	0.5		ug/L	
OU4	W-815-2110	12/8/21	DUP	1,2-Dichloroethene (total)	<	1		ug/L	
OU4	W-815-2110	12/8/21	DUP	1,2-Dichloropropane	<	0.5		ug/L	
OU4	W-815-2110	12/8/21	DUP	1,3-Dichlorobenzene	<	0.5		ug/L	
OU4	W-815-2110	12/8/21	DUP	1,4-Dichlorobenzene	<	0.5		ug/L	
OU4	W-815-2110	12/8/21	DUP	2-Chloroethylvinylether	<	1		ug/L	
OU4	W-815-2110	12/8/21	DUP	Bromodichloromethane	<	0.5		ug/L	
OU4	W-815-2110	12/8/21	DUP	Bromoform	<	0.5		ug/L	
OU4	W-815-2110	12/8/21	DUP	Bromomethane	<	0.5		ug/L	
OU4	W-815-2110	12/8/21	DUP	Carbon tetrachloride	<	0.5		ug/L	
OU4	W-815-2110	12/8/21	DUP	Chlorobenzene	<	0.5		ug/L	
OU4	W-815-2110	12/8/21	DUP	Chloroethane	<	0.5		ug/L	
OU4	W-815-2110	12/8/21	DUP	Chloroform	<	0.5		ug/L	
OU4	W-815-2110	12/8/21	DUP	Chloromethane	<	0.5		ug/L	
OU4	W-815-2110	12/8/21	DUP	cis-1,2-Dichloroethene	<	0.5		ug/L	
OU4	W-815-2110	12/8/21	DUP	cis-1,3-Dichloropropene	<	0.5		ug/L	
OU4	W-815-2110	12/8/21	DUP	Dibromochloromethane	<	0.5		ug/L	
OU4	W-815-2110	12/8/21	DUP	Dichlorodifluoromethane	<	0.5		ug/L	
OU4	W-815-2110	12/8/21	DUP	Methylene chloride	<	0.5		ug/L	
OU4	W-815-2110	12/8/21	DUP	Tetrachloroethene	<	0.5		ug/L	
OU4	W-815-2110	12/8/21	DUP	trans-1,2-Dichloroethene	<	0.5		ug/L	
OU4	W-815-2110	12/8/21	DUP	trans-1,3-Dichloropropene	<	0.5		ug/L	
OU4	W-815-2110	12/8/21	DUP	Trichloroethene		1.1		ug/L	
OU4	W-815-2110	12/8/21	DUP	Trichlorofluoromethane	<	0.5		ug/L	
OU4	W-815-2110	12/8/21	DUP	Trichlorotrifluoroethane	<	0.5		ug/L	
OU4	W-815-2110	12/8/21	DUP	Vinyl chloride	<	0.5		ug/L	
OU4	W-815-2111	3/30/21		Nitrate (as NO3)	<	1		mg/L	D
OU4	W-815-2111	3/30/21		Perchlorate	<	4		ug/L	
OU4	W-815-2111	3/30/21		1,1-Dichloroethane	<	0.5		ug/L	
OU4	W-815-2111	3/30/21		1,1-Dichloroethene	<	0.5		ug/L	
OU4	W-815-2111	3/30/21		1,1,1-Trichloroethane	<	0.5		ug/L	
OU4	W-815-2111	3/30/21		1,1,2-Trichloroethane	<	0.5		ug/L	
OU4	W-815-2111	3/30/21		1,1,2,2-Tetrachloroethane	<	0.5		ug/L	
OU4	W-815-2111	3/30/21		1,2-Dichlorobenzene	<	0.5		ug/L	
OU4	W-815-2111	3/30/21		1,2-Dichloroethane	<	0.5		ug/L	
OU4	W-815-2111	3/30/21		1,2-Dichloroethene (total)	<	1		ug/L	
OU4	W-815-2111	3/30/21		1,2-Dichloropropane	<	0.5		ug/L	
OU4	W-815-2111	3/30/21		1,3-Dichlorobenzene	<	0.5		ug/L	
OU4	W-815-2111	3/30/21		1,4-Dichlorobenzene	<	0.5		ug/L	
OU4	W-815-2111	3/30/21		2-Chloroethylvinylether	<	10		ug/L	

Attachment 1. Table 1. Groundwater analytical data, Site 300, 2021.

OU	Location	Date	Sample Type	Parameter	LOS Indicator	Result	Error	Units	QA Flag
OU4	W-815-2111	3/30/21		Bromodichloromethane	<	0.5		ug/L	
OU4	W-815-2111	3/30/21		Bromoform	<	0.5		ug/L	
OU4	W-815-2111	3/30/21		Bromomethane	<	1		ug/L	
OU4	W-815-2111	3/30/21		Carbon tetrachloride	<	0.5		ug/L	
OU4	W-815-2111	3/30/21		Chlorobenzene	<	0.5		ug/L	
OU4	W-815-2111	3/30/21		Chloroethane	<	0.5		ug/L	
OU4	W-815-2111	3/30/21		Chloroform	<	0.5		ug/L	
OU4	W-815-2111	3/30/21		Chloromethane	<	0.5		ug/L	
OU4	W-815-2111	3/30/21		cis-1,2-Dichloroethene	<	0.5		ug/L	
OU4	W-815-2111	3/30/21		cis-1,3-Dichloropropene	<	0.5		ug/L	
OU4	W-815-2111	3/30/21		Dibromochloromethane	<	0.5		ug/L	
OU4	W-815-2111	3/30/21		Dichlorodifluoromethane	<	0.5		ug/L	
OU4	W-815-2111	3/30/21		Methylene chloride	<	1		ug/L	
OU4	W-815-2111	3/30/21		Tetrachloroethene	<	0.5		ug/L	
OU4	W-815-2111	3/30/21		trans-1,2-Dichloroethene	<	0.5		ug/L	
OU4	W-815-2111	3/30/21		trans-1,3-Dichloropropene	<	0.5		ug/L	
OU4	W-815-2111	3/30/21		Trichloroethene		0.65		ug/L	
OU4	W-815-2111	3/30/21		Trichlorofluoromethane	<	0.5		ug/L	
OU4	W-815-2111	3/30/21		Trichlorotrifluoroethane	<	0.5		ug/L	
OU4	W-815-2111	3/30/21		Vinyl chloride	<	0.5		ug/L	
OU4	W-815-2111	3/30/21		1,3-Dinitrobenzene	<	2		ug/L	
OU4	W-815-2111	3/30/21		1,3,5-Trinitrobenzene	<	2		ug/L	
OU4	W-815-2111	3/30/21		2-Amino-4,6-dinitrotoluene	<	2		ug/L	
OU4	W-815-2111	3/30/21		2-Nitrotoluene	<	2		ug/L	
OU4	W-815-2111	3/30/21		2,4-Dinitrotoluene	<	2		ug/L	
OU4	W-815-2111	3/30/21		2,6-Dinitrotoluene	<	2		ug/L	
OU4	W-815-2111	3/30/21		3-Nitrotoluene	<	2		ug/L	
OU4	W-815-2111	3/30/21		4-Amino-2,6-dinitrotoluene	<	2		ug/L	
OU4	W-815-2111	3/30/21		4-Nitrotoluene	<	2		ug/L	
OU4	W-815-2111	3/30/21		HMX	<	1		ug/L	
OU4	W-815-2111	3/30/21		Nitrobenzene	<	2		ug/L	
OU4	W-815-2111	3/30/21		RDX	<	1		ug/L	
OU4	W-815-2111	3/30/21		TNT	<	2		ug/L	
OU4	W-815-2111	3/30/21		Field Oxidation Potential (Eh)		45		mVolts	
OU4	W-815-2111	3/30/21		Field pH		8.44		Units	
OU4	W-815-2111	3/30/21		Field Specific Conductance		1629		umhos/cm	
OU4	W-815-2111	3/30/21		Field Temperature		17.8		Degrees C	
OU4	W-815-2111	6/21/21		1,1-Dichloroethane	<	0.5		ug/L	
OU4	W-815-2111	6/21/21		1,1-Dichloroethene	<	0.5		ug/L	
OU4	W-815-2111	6/21/21		1,1,1-Trichloroethane	<	0.5		ug/L	
OU4	W-815-2111	6/21/21		1,1,2-Trichloroethane	<	0.5		ug/L	
OU4	W-815-2111	6/21/21		1,1,2,2-Tetrachloroethane	<	0.5		ug/L	
OU4	W-815-2111	6/21/21		1,2-Dichlorobenzene	<	0.5		ug/L	
OU4	W-815-2111	6/21/21		1,2-Dichloroethane	<	0.5		ug/L	
OU4	W-815-2111	6/21/21		1,2-Dichloroethene (total)	<	1		ug/L	
OU4	W-815-2111	6/21/21		1,2-Dichloropropane	<	0.5		ug/L	
OU4	W-815-2111	6/21/21		1,3-Dichlorobenzene	<	0.5		ug/L	
OU4	W-815-2111	6/21/21		1,4-Dichlorobenzene	<	0.5		ug/L	
OU4	W-815-2111	6/21/21		2-Chloroethylvinylether	<	10		ug/L	
OU4	W-815-2111	6/21/21		Bromodichloromethane	<	0.5		ug/L	
OU4	W-815-2111	6/21/21		Bromoform	<	0.5		ug/L	
OU4	W-815-2111	6/21/21		Bromomethane	<	1		ug/L	
OU4	W-815-2111	6/21/21		Carbon tetrachloride	<	0.5		ug/L	
OU4	W-815-2111	6/21/21		Chlorobenzene	<	0.5		ug/L	
OU4	W-815-2111	6/21/21		Chloroethane	<	0.5		ug/L	
OU4	W-815-2111	6/21/21		Chloroform	<	0.5		ug/L	
OU4	W-815-2111	6/21/21		Chloromethane	<	0.5		ug/L	
OU4	W-815-2111	6/21/21		cis-1,2-Dichloroethene	<	0.5		ug/L	
OU4	W-815-2111	6/21/21		cis-1,3-Dichloropropene	<	0.5		ug/L	
OU4	W-815-2111	6/21/21		Dibromochloromethane	<	0.5		ug/L	
OU4	W-815-2111	6/21/21		Dichlorodifluoromethane	<	0.5		ug/L	
OU4	W-815-2111	6/21/21		Methylene chloride	<	1		ug/L	
OU4	W-815-2111	6/21/21		Tetrachloroethene	<	0.5		ug/L	
OU4	W-815-2111	6/21/21		trans-1,2-Dichloroethene	<	0.5		ug/L	
OU4	W-815-2111	6/21/21		trans-1,3-Dichloropropene	<	0.5		ug/L	
OU4	W-815-2111	6/21/21		Trichloroethene		0.72		ug/L	

Attachment 1. Table 1. Groundwater analytical data, Site 300, 2021.

OU	Location	Date	Sample Type	Parameter	LOS Indicator	Result	Error	Units	QA Flag
OU4	W-815-2111	6/21/21		Trichlorofluoromethane	<	0.5		ug/L	
OU4	W-815-2111	6/21/21		Trichlorotrifluoroethane	<	0.5		ug/L	
OU4	W-815-2111	6/21/21		Vinyl chloride	<	0.5		ug/L	
OU4	W-815-2111	6/21/21		Field Oxidation Potential (Eh)		-115		mVolts	
OU4	W-815-2111	6/21/21		Field pH		8.35		Units	
OU4	W-815-2111	6/21/21		Field Specific Conductance		1640		umhos/cm	
OU4	W-815-2111	6/21/21		Field Temperature		22.5		Degrees C	
OU4	W-815-2111	6/21/21	DUP	1,1-Dichloroethane	<	0.5		ug/L	
OU4	W-815-2111	6/21/21	DUP	1,1-Dichloroethene	<	0.5		ug/L	
OU4	W-815-2111	6/21/21	DUP	1,1,1-Trichloroethane	<	0.5		ug/L	
OU4	W-815-2111	6/21/21	DUP	1,1,2-Trichloroethane	<	0.5		ug/L	
OU4	W-815-2111	6/21/21	DUP	1,1,2,2-Tetrachloroethane	<	0.5		ug/L	
OU4	W-815-2111	6/21/21	DUP	1,2-Dichlorobenzene	<	0.5		ug/L	
OU4	W-815-2111	6/21/21	DUP	1,2-Dichloroethane	<	0.5		ug/L	
OU4	W-815-2111	6/21/21	DUP	1,2-Dichloroethene (total)	<	1		ug/L	
OU4	W-815-2111	6/21/21	DUP	1,2-Dichloropropane	<	0.5		ug/L	
OU4	W-815-2111	6/21/21	DUP	1,3-Dichlorobenzene	<	0.5		ug/L	
OU4	W-815-2111	6/21/21	DUP	1,4-Dichlorobenzene	<	0.5		ug/L	
OU4	W-815-2111	6/21/21	DUP	2-Chloroethylvinylether	<	1		ug/L	
OU4	W-815-2111	6/21/21	DUP	Bromodichloromethane	<	0.5		ug/L	
OU4	W-815-2111	6/21/21	DUP	Bromoform	<	0.5		ug/L	
OU4	W-815-2111	6/21/21	DUP	Bromomethane	<	0.5		ug/L	
OU4	W-815-2111	6/21/21	DUP	Carbon tetrachloride	<	0.5		ug/L	
OU4	W-815-2111	6/21/21	DUP	Chlorobenzene	<	0.5		ug/L	
OU4	W-815-2111	6/21/21	DUP	Chloroethane	<	0.5		ug/L	
OU4	W-815-2111	6/21/21	DUP	Chloroform	<	0.5		ug/L	
OU4	W-815-2111	6/21/21	DUP	Chloromethane	<	0.5		ug/L	
OU4	W-815-2111	6/21/21	DUP	cis-1,2-Dichloroethene	<	0.5		ug/L	
OU4	W-815-2111	6/21/21	DUP	cis-1,3-Dichloropropene	<	0.5		ug/L	
OU4	W-815-2111	6/21/21	DUP	Dibromochloromethane	<	0.5		ug/L	
OU4	W-815-2111	6/21/21	DUP	Dichlorodifluoromethane	<	0.5		ug/L	
OU4	W-815-2111	6/21/21	DUP	Methylene chloride	<	0.5		ug/L	
OU4	W-815-2111	6/21/21	DUP	Tetrachloroethene	<	0.5		ug/L	
OU4	W-815-2111	6/21/21	DUP	trans-1,2-Dichloroethene	<	0.5		ug/L	
OU4	W-815-2111	6/21/21	DUP	trans-1,3-Dichloropropene	<	0.5		ug/L	
OU4	W-815-2111	6/21/21	DUP	Trichloroethene		0.68		ug/L	
OU4	W-815-2111	6/21/21	DUP	Trichlorofluoromethane	<	0.5		ug/L	
OU4	W-815-2111	6/21/21	DUP	Trichlorotrifluoroethane	<	0.5		ug/L	
OU4	W-815-2111	6/21/21	DUP	Vinyl chloride	<	0.5		ug/L	
OU4	W-815-2111	9/23/21		Nitrate (as NO3)	<	1		mg/L	D
OU4	W-815-2111	9/23/21		Perchlorate	<	2		ug/L	
OU4	W-815-2111	9/23/21		1,1-Dichloroethane	<	0.5		ug/L	
OU4	W-815-2111	9/23/21		1,1-Dichloroethene	<	0.5		ug/L	
OU4	W-815-2111	9/23/21		1,1,1-Trichloroethane	<	0.5		ug/L	
OU4	W-815-2111	9/23/21		1,1,2-Trichloroethane	<	0.5		ug/L	
OU4	W-815-2111	9/23/21		1,1,2,2-Tetrachloroethane	<	0.5		ug/L	
OU4	W-815-2111	9/23/21		1,2-Dichlorobenzene	<	0.5		ug/L	
OU4	W-815-2111	9/23/21		1,2-Dichloroethane	<	0.5		ug/L	
OU4	W-815-2111	9/23/21		1,2-Dichloroethene (total)	<	1		ug/L	
OU4	W-815-2111	9/23/21		1,2-Dichloropropane	<	0.5		ug/L	
OU4	W-815-2111	9/23/21		1,3-Dichlorobenzene	<	0.5		ug/L	
OU4	W-815-2111	9/23/21		1,4-Dichlorobenzene	<	0.5		ug/L	
OU4	W-815-2111	9/23/21		2-Chloroethylvinylether	<	10		ug/L	
OU4	W-815-2111	9/23/21		Bromodichloromethane	<	0.5		ug/L	
OU4	W-815-2111	9/23/21		Bromoform	<	0.5		ug/L	
OU4	W-815-2111	9/23/21		Bromomethane	<	1		ug/L	
OU4	W-815-2111	9/23/21		Carbon tetrachloride	<	0.5		ug/L	
OU4	W-815-2111	9/23/21		Chlorobenzene	<	0.5		ug/L	
OU4	W-815-2111	9/23/21		Chloroethane	<	0.5		ug/L	
OU4	W-815-2111	9/23/21		Chloroform	<	0.5		ug/L	
OU4	W-815-2111	9/23/21		Chloromethane	<	0.5		ug/L	
OU4	W-815-2111	9/23/21		cis-1,2-Dichloroethene	<	0.5		ug/L	
OU4	W-815-2111	9/23/21		cis-1,3-Dichloropropene	<	0.5		ug/L	
OU4	W-815-2111	9/23/21		Dibromochloromethane	<	0.5		ug/L	
OU4	W-815-2111	9/23/21		Dichlorodifluoromethane	<	0.5		ug/L	
OU4	W-815-2111	9/23/21		Methylene chloride	<	1		ug/L	

Attachment 1. Table 1. Groundwater analytical data, Site 300, 2021.

OU	Location	Date	Sample Type	Parameter	LOS Indicator	Result	Error	Units	QA Flag
OU4	W-815-2111	9/23/21		Tetrachloroethene	<	0.5		ug/L	
OU4	W-815-2111	9/23/21		trans-1,2-Dichloroethene	<	0.5		ug/L	
OU4	W-815-2111	9/23/21		trans-1,3-Dichloropropene	<	0.5		ug/L	
OU4	W-815-2111	9/23/21		Trichloroethene		0.72		ug/L	
OU4	W-815-2111	9/23/21		Trichlorofluoromethane	<	0.5		ug/L	
OU4	W-815-2111	9/23/21		Trichlorotrifluoroethane	<	0.5		ug/L	
OU4	W-815-2111	9/23/21		Vinyl chloride	<	0.5		ug/L	
OU4	W-815-2111	9/23/21		1,3-Dinitrobenzene	<	2		ug/L	
OU4	W-815-2111	9/23/21		1,3,5-Trinitrobenzene	<	2		ug/L	
OU4	W-815-2111	9/23/21		2-Amino-4,6-dinitrotoluene	<	2		ug/L	
OU4	W-815-2111	9/23/21		2-Nitrotoluene	<	2		ug/L	
OU4	W-815-2111	9/23/21		2,4-Dinitrotoluene	<	2		ug/L	
OU4	W-815-2111	9/23/21		2,6-Dinitrotoluene	<	2		ug/L	
OU4	W-815-2111	9/23/21		3-Nitrotoluene	<	2		ug/L	
OU4	W-815-2111	9/23/21		4-Amino-2,6-dinitrotoluene	<	2		ug/L	
OU4	W-815-2111	9/23/21		4-Nitrotoluene	<	2		ug/L	
OU4	W-815-2111	9/23/21		HMX	<	1		ug/L	
OU4	W-815-2111	9/23/21		Nitrobenzene	<	2		ug/L	
OU4	W-815-2111	9/23/21		RDX	<	1		ug/L	
OU4	W-815-2111	9/23/21		TNT	<	2		ug/L	
OU4	W-815-2111	9/23/21		Field Oxidation Potential (Eh)		-106		mVolts	
OU4	W-815-2111	9/23/21		Field pH		8.64		Units	
OU4	W-815-2111	9/23/21		Field Specific Conductance		1633		umhos/cm	
OU4	W-815-2111	9/23/21		Field Temperature		21.1		Degrees C	
OU4	W-815-2111	12/8/21		1,1-Dichloroethane	<	0.5		ug/L	
OU4	W-815-2111	12/8/21		1,1-Dichloroethene	<	0.5		ug/L	
OU4	W-815-2111	12/8/21		1,1,1-Trichloroethane	<	0.5		ug/L	
OU4	W-815-2111	12/8/21		1,1,2-Trichloroethane	<	0.5		ug/L	
OU4	W-815-2111	12/8/21		1,1,2,2-Tetrachloroethane	<	0.5		ug/L	
OU4	W-815-2111	12/8/21		1,2-Dichlorobenzene	<	0.5		ug/L	
OU4	W-815-2111	12/8/21		1,2-Dichloroethane	<	0.5		ug/L	
OU4	W-815-2111	12/8/21		1,2-Dichloroethene (total)	<	1		ug/L	
OU4	W-815-2111	12/8/21		1,2-Dichloropropane	<	0.5		ug/L	
OU4	W-815-2111	12/8/21		1,3-Dichlorobenzene	<	0.5		ug/L	
OU4	W-815-2111	12/8/21		1,4-Dichlorobenzene	<	0.5		ug/L	
OU4	W-815-2111	12/8/21		2-Chloroethylvinylether	<	10		ug/L	
OU4	W-815-2111	12/8/21		Bromodichloromethane	<	0.5		ug/L	
OU4	W-815-2111	12/8/21		Bromoform	<	0.5		ug/L	
OU4	W-815-2111	12/8/21		Bromomethane	<	1		ug/L	
OU4	W-815-2111	12/8/21		Carbon tetrachloride	<	0.5		ug/L	
OU4	W-815-2111	12/8/21		Chlorobenzene	<	0.5		ug/L	
OU4	W-815-2111	12/8/21		Chloroethane	<	0.5		ug/L	
OU4	W-815-2111	12/8/21		Chloroform	<	0.5		ug/L	
OU4	W-815-2111	12/8/21		Chloromethane	<	0.5		ug/L	
OU4	W-815-2111	12/8/21		cis-1,2-Dichloroethene		0.52		ug/L	
OU4	W-815-2111	12/8/21		cis-1,3-Dichloropropene	<	0.5		ug/L	
OU4	W-815-2111	12/8/21		Dibromochloromethane	<	0.5		ug/L	
OU4	W-815-2111	12/8/21		Dichlorodifluoromethane	<	0.5		ug/L	
OU4	W-815-2111	12/8/21		Methylene chloride	<	1		ug/L	
OU4	W-815-2111	12/8/21		Tetrachloroethene	<	0.5		ug/L	
OU4	W-815-2111	12/8/21		trans-1,2-Dichloroethene	<	0.5		ug/L	
OU4	W-815-2111	12/8/21		trans-1,3-Dichloropropene	<	0.5		ug/L	
OU4	W-815-2111	12/8/21		Trichloroethene		0.7		ug/L	
OU4	W-815-2111	12/8/21		Trichlorofluoromethane	<	0.5		ug/L	
OU4	W-815-2111	12/8/21		Trichlorotrifluoroethane	<	0.5		ug/L	
OU4	W-815-2111	12/8/21		Vinyl chloride	<	0.5		ug/L	
OU4	W-815-2111	12/8/21		Field Oxidation Potential (Eh)		-99		mVolts	
OU4	W-815-2111	12/8/21		Field pH		8.57		Units	
OU4	W-815-2111	12/8/21		Field Specific Conductance		1640		umhos/cm	
OU4	W-815-2111	12/8/21		Field Temperature		19.9		Degrees C	
OU4	W-815-2111	12/8/21	DUP	1,1-Dichloroethane	<	0.5		ug/L	
OU4	W-815-2111	12/8/21	DUP	1,1-Dichloroethene	<	0.5		ug/L	
OU4	W-815-2111	12/8/21	DUP	1,1,1-Trichloroethane	<	0.5		ug/L	
OU4	W-815-2111	12/8/21	DUP	1,1,2-Trichloroethane	<	0.5		ug/L	
OU4	W-815-2111	12/8/21	DUP	1,1,2,2-Tetrachloroethane	<	0.5		ug/L	
OU4	W-815-2111	12/8/21	DUP	1,2-Dichlorobenzene	<	0.5		ug/L	

Attachment 1. Table 1. Groundwater analytical data, Site 300, 2021.

OU	Location	Date	Sample Type	Parameter	LOS Indicator	Result	Error	Units	QA Flag
OU4	W-815-2111	12/8/21	DUP	1,2-Dichloroethane	<	0.5		ug/L	
OU4	W-815-2111	12/8/21	DUP	1,2-Dichloroethene (total)	<	1		ug/L	
OU4	W-815-2111	12/8/21	DUP	1,2-Dichloropropane	<	0.5		ug/L	
OU4	W-815-2111	12/8/21	DUP	1,3-Dichlorobenzene	<	0.5		ug/L	
OU4	W-815-2111	12/8/21	DUP	1,4-Dichlorobenzene	<	0.5		ug/L	
OU4	W-815-2111	12/8/21	DUP	2-Chloroethylvinylether	<	10		ug/L	
OU4	W-815-2111	12/8/21	DUP	Bromodichloromethane	<	0.5		ug/L	
OU4	W-815-2111	12/8/21	DUP	Bromoform	<	0.5		ug/L	
OU4	W-815-2111	12/8/21	DUP	Bromomethane	<	1		ug/L	
OU4	W-815-2111	12/8/21	DUP	Carbon tetrachloride	<	0.5		ug/L	
OU4	W-815-2111	12/8/21	DUP	Chlorobenzene	<	0.5		ug/L	
OU4	W-815-2111	12/8/21	DUP	Chloroethane	<	0.5		ug/L	
OU4	W-815-2111	12/8/21	DUP	Chloroform	<	0.5		ug/L	
OU4	W-815-2111	12/8/21	DUP	Chloromethane	<	0.5		ug/L	
OU4	W-815-2111	12/8/21	DUP	cis-1,2-Dichloroethene		0.52		ug/L	
OU4	W-815-2111	12/8/21	DUP	cis-1,3-Dichloropropene	<	0.5		ug/L	
OU4	W-815-2111	12/8/21	DUP	Dibromochloromethane	<	0.5		ug/L	
OU4	W-815-2111	12/8/21	DUP	Dichlorodifluoromethane	<	0.5		ug/L	
OU4	W-815-2111	12/8/21	DUP	Methylene chloride	<	1		ug/L	
OU4	W-815-2111	12/8/21	DUP	Tetrachloroethene	<	0.5		ug/L	
OU4	W-815-2111	12/8/21	DUP	trans-1,2-Dichloroethene	<	0.5		ug/L	
OU4	W-815-2111	12/8/21	DUP	trans-1,3-Dichloropropene	<	0.5		ug/L	
OU4	W-815-2111	12/8/21	DUP	Trichloroethene		0.71		ug/L	
OU4	W-815-2111	12/8/21	DUP	Trichlorofluoromethane	<	0.5		ug/L	
OU4	W-815-2111	12/8/21	DUP	Trichlorotrifluoroethane	<	0.5		ug/L	
OU4	W-815-2111	12/8/21	DUP	Vinyl chloride	<	0.5		ug/L	
OU4	W-815-2217	3/10/21		Nitrate (as NO3)		1.3		mg/L	D
OU4	W-815-2217	3/10/21		Perchlorate	<	4		ug/L	
OU4	W-815-2217	3/10/21		1,1-Dichloroethane	<	0.5		ug/L	
OU4	W-815-2217	3/10/21		1,1-Dichloroethene	<	0.5		ug/L	
OU4	W-815-2217	3/10/21		1,1,1-Trichloroethane	<	0.5		ug/L	
OU4	W-815-2217	3/10/21		1,1,2-Trichloroethane	<	0.5		ug/L	
OU4	W-815-2217	3/10/21		1,1,2,2-Tetrachloroethane	<	0.5		ug/L	
OU4	W-815-2217	3/10/21		1,2-Dichlorobenzene	<	0.5		ug/L	
OU4	W-815-2217	3/10/21		1,2-Dichloroethane	<	0.5		ug/L	
OU4	W-815-2217	3/10/21		1,2-Dichloroethene (total)	<	1		ug/L	
OU4	W-815-2217	3/10/21		1,2-Dichloropropane	<	0.5		ug/L	
OU4	W-815-2217	3/10/21		1,3-Dichlorobenzene	<	0.5		ug/L	
OU4	W-815-2217	3/10/21		1,4-Dichlorobenzene	<	0.5		ug/L	
OU4	W-815-2217	3/10/21		2-Chloroethylvinylether	<	1		ug/L	L
OU4	W-815-2217	3/10/21		Bromodichloromethane	<	0.5		ug/L	
OU4	W-815-2217	3/10/21		Bromoform	<	0.5		ug/L	
OU4	W-815-2217	3/10/21		Bromomethane	<	0.5		ug/L	
OU4	W-815-2217	3/10/21		Carbon tetrachloride	<	0.5		ug/L	
OU4	W-815-2217	3/10/21		Chlorobenzene	<	0.5		ug/L	
OU4	W-815-2217	3/10/21		Chloroethane	<	0.5		ug/L	
OU4	W-815-2217	3/10/21		Chloroform	<	0.5		ug/L	
OU4	W-815-2217	3/10/21		Chloromethane	<	0.5		ug/L	
OU4	W-815-2217	3/10/21		cis-1,2-Dichloroethene	<	0.5		ug/L	
OU4	W-815-2217	3/10/21		cis-1,3-Dichloropropene	<	0.5		ug/L	
OU4	W-815-2217	3/10/21		Dibromochloromethane	<	0.5		ug/L	
OU4	W-815-2217	3/10/21		Dichlorodifluoromethane	<	0.5		ug/L	
OU4	W-815-2217	3/10/21		Methylene chloride	<	0.5		ug/L	
OU4	W-815-2217	3/10/21		Tetrachloroethene	<	0.5		ug/L	
OU4	W-815-2217	3/10/21		trans-1,2-Dichloroethene	<	0.5		ug/L	
OU4	W-815-2217	3/10/21		trans-1,3-Dichloropropene	<	0.5		ug/L	
OU4	W-815-2217	3/10/21		Trichloroethene	<	0.5		ug/L	
OU4	W-815-2217	3/10/21		Trichlorofluoromethane	<	0.5		ug/L	
OU4	W-815-2217	3/10/21		Trichlorotrifluoroethane	<	0.5		ug/L	
OU4	W-815-2217	3/10/21		Vinyl chloride	<	0.5		ug/L	
OU4	W-815-2217	3/10/21		1,3-Dinitrobenzene	<	2		ug/L	
OU4	W-815-2217	3/10/21		1,3,5-Trinitrobenzene	<	2		ug/L	
OU4	W-815-2217	3/10/21		2-Amino-4,6-dinitrotoluene	<	2		ug/L	
OU4	W-815-2217	3/10/21		2-Nitrotoluene	<	2		ug/L	
OU4	W-815-2217	3/10/21		2,4-Dinitrotoluene	<	2		ug/L	
OU4	W-815-2217	3/10/21		2,6-Dinitrotoluene	<	2		ug/L	

Attachment 1. Table 1. Groundwater analytical data, Site 300, 2021.

OU	Location	Date	Sample Type	Parameter	LOS Indicator	Result	Error	Units	QA Flag
OU4	W-815-2217	3/10/21		3-Nitrotoluene	<	2		ug/L	
OU4	W-815-2217	3/10/21		4-Amino-2,6-dinitrotoluene	<	2		ug/L	
OU4	W-815-2217	3/10/21		4-Nitrotoluene	<	2		ug/L	
OU4	W-815-2217	3/10/21		HMX	<	1		ug/L	
OU4	W-815-2217	3/10/21		Nitrobenzene	<	2		ug/L	
OU4	W-815-2217	3/10/21		RDX	<	1		ug/L	
OU4	W-815-2217	3/10/21		TNT	<	2		ug/L	
OU4	W-815-2217	3/10/21		Field Oxidation Potential (Eh)		179		mVolts	
OU4	W-815-2217	3/10/21		Field pH		8.69		Units	
OU4	W-815-2217	3/10/21		Field Specific Conductance		1376		umhos/cm	
OU4	W-815-2217	3/10/21		Field Temperature		19.2		Degrees C	
OU4	W-815-2608	3/8/21		Nitrate (as NO3)	<	1		mg/L	D
OU4	W-815-2608	3/8/21		Perchlorate	<	4		ug/L	
OU4	W-815-2608	3/8/21		1,1-Dichloroethane	<	0.5		ug/L	
OU4	W-815-2608	3/8/21		1,1-Dichloroethene	<	0.5		ug/L	
OU4	W-815-2608	3/8/21		1,1,1-Trichloroethane	<	0.5		ug/L	
OU4	W-815-2608	3/8/21		1,1,2-Trichloroethane	<	0.5		ug/L	
OU4	W-815-2608	3/8/21		1,1,2,2-Tetrachloroethane	<	0.5		ug/L	
OU4	W-815-2608	3/8/21		1,2-Dichlorobenzene	<	0.5		ug/L	
OU4	W-815-2608	3/8/21		1,2-Dichloroethane	<	0.5		ug/L	
OU4	W-815-2608	3/8/21		1,2-Dichloroethene (total)	<	1		ug/L	
OU4	W-815-2608	3/8/21		1,2-Dichloropropane	<	0.5		ug/L	
OU4	W-815-2608	3/8/21		1,3-Dichlorobenzene	<	0.5		ug/L	
OU4	W-815-2608	3/8/21		1,4-Dichlorobenzene	<	0.5		ug/L	
OU4	W-815-2608	3/8/21		2-Chloroethylvinylether	<	10		ug/L	
OU4	W-815-2608	3/8/21		Bromodichloromethane	<	0.5		ug/L	
OU4	W-815-2608	3/8/21		Bromoform	<	0.5		ug/L	
OU4	W-815-2608	3/8/21		Bromomethane	<	1		ug/L	
OU4	W-815-2608	3/8/21		Carbon tetrachloride	<	0.5		ug/L	
OU4	W-815-2608	3/8/21		Chlorobenzene	<	0.5		ug/L	
OU4	W-815-2608	3/8/21		Chloroethane	<	0.5		ug/L	
OU4	W-815-2608	3/8/21		Chloroform	<	0.5		ug/L	
OU4	W-815-2608	3/8/21		Chloromethane	<	0.5		ug/L	
OU4	W-815-2608	3/8/21		cis-1,2-Dichloroethene	<	0.5		ug/L	
OU4	W-815-2608	3/8/21		cis-1,3-Dichloropropene	<	0.5		ug/L	
OU4	W-815-2608	3/8/21		Dibromochloromethane	<	0.5		ug/L	
OU4	W-815-2608	3/8/21		Dichlorodifluoromethane	<	0.5		ug/L	
OU4	W-815-2608	3/8/21		Methylene chloride	<	1		ug/L	
OU4	W-815-2608	3/8/21		Tetrachloroethene	<	0.5		ug/L	
OU4	W-815-2608	3/8/21		trans-1,2-Dichloroethene	<	0.5		ug/L	
OU4	W-815-2608	3/8/21		trans-1,3-Dichloropropene	<	0.5		ug/L	
OU4	W-815-2608	3/8/21		Trichloroethene		2		ug/L	
OU4	W-815-2608	3/8/21		Trichlorofluoromethane	<	0.5		ug/L	
OU4	W-815-2608	3/8/21		Trichlorotrifluoroethane	<	0.5		ug/L	
OU4	W-815-2608	3/8/21		Vinyl chloride	<	0.5		ug/L	
OU4	W-815-2608	3/8/21		1,3-Dinitrobenzene	<	2		ug/L	
OU4	W-815-2608	3/8/21		1,3,5-Trinitrobenzene	<	2		ug/L	
OU4	W-815-2608	3/8/21		2-Amino-4,6-dinitrotoluene	<	2		ug/L	
OU4	W-815-2608	3/8/21		2-Nitrotoluene	<	2		ug/L	
OU4	W-815-2608	3/8/21		2,4-Dinitrotoluene	<	2		ug/L	
OU4	W-815-2608	3/8/21		2,6-Dinitrotoluene	<	2		ug/L	
OU4	W-815-2608	3/8/21		3-Nitrotoluene	<	2		ug/L	
OU4	W-815-2608	3/8/21		4-Amino-2,6-dinitrotoluene	<	2		ug/L	
OU4	W-815-2608	3/8/21		4-Nitrotoluene	<	2		ug/L	
OU4	W-815-2608	3/8/21		HMX	<	1		ug/L	
OU4	W-815-2608	3/8/21		Nitrobenzene	<	2		ug/L	
OU4	W-815-2608	3/8/21		RDX	<	1		ug/L	
OU4	W-815-2608	3/8/21		Tetryl	<	2		ug/L	
OU4	W-815-2608	3/8/21		TNT	<	2		ug/L	
OU4	W-815-2608	4/1/21		1,1-Dichloroethane	<	0.5		ug/L	
OU4	W-815-2608	4/1/21		1,1-Dichloroethene	<	0.5		ug/L	
OU4	W-815-2608	4/1/21		1,1,1-Trichloroethane	<	0.5		ug/L	
OU4	W-815-2608	4/1/21		1,1,2-Trichloroethane	<	0.5		ug/L	
OU4	W-815-2608	4/1/21		1,1,2,2-Tetrachloroethane	<	0.5		ug/L	
OU4	W-815-2608	4/1/21		1,2-Dichlorobenzene	<	0.5		ug/L	
OU4	W-815-2608	4/1/21		1,2-Dichloroethane	<	0.5		ug/L	

Attachment 1. Table 1. Groundwater analytical data, Site 300, 2021.

OU	Location	Date	Sample Type	Parameter	LOS Indicator	Result	Error	Units	QA Flag
OU4	W-815-2608	4/1/21		1,2-Dichloroethene (total)	<	1		ug/L	
OU4	W-815-2608	4/1/21		1,2-Dichloropropane	<	0.5		ug/L	
OU4	W-815-2608	4/1/21		1,3-Dichlorobenzene	<	0.5		ug/L	
OU4	W-815-2608	4/1/21		1,4-Dichlorobenzene	<	0.5		ug/L	
OU4	W-815-2608	4/1/21		2-Chloroethylvinylether	<	10		ug/L	
OU4	W-815-2608	4/1/21		Bromodichloromethane	<	0.5		ug/L	
OU4	W-815-2608	4/1/21		Bromoform	<	0.5		ug/L	
OU4	W-815-2608	4/1/21		Bromomethane	<	1		ug/L	
OU4	W-815-2608	4/1/21		Carbon tetrachloride	<	0.5		ug/L	
OU4	W-815-2608	4/1/21		Chlorobenzene	<	0.5		ug/L	
OU4	W-815-2608	4/1/21		Chloroethane	<	0.5		ug/L	
OU4	W-815-2608	4/1/21		Chloroform	<	0.5		ug/L	
OU4	W-815-2608	4/1/21		Chloromethane	<	0.5		ug/L	
OU4	W-815-2608	4/1/21		cis-1,2-Dichloroethene	<	0.5		ug/L	
OU4	W-815-2608	4/1/21		cis-1,3-Dichloropropene	<	0.5		ug/L	
OU4	W-815-2608	4/1/21		Dibromochloromethane	<	0.5		ug/L	
OU4	W-815-2608	4/1/21		Dichlorodifluoromethane	<	0.5		ug/L	
OU4	W-815-2608	4/1/21		Methylene chloride	<	1		ug/L	
OU4	W-815-2608	4/1/21		Tetrachloroethene	<	0.5		ug/L	
OU4	W-815-2608	4/1/21		trans-1,2-Dichloroethene	<	0.5		ug/L	
OU4	W-815-2608	4/1/21		trans-1,3-Dichloropropene	<	0.5		ug/L	
OU4	W-815-2608	4/1/21		Trichloroethene		2.4		ug/L	
OU4	W-815-2608	4/1/21		Trichlorofluoromethane	<	0.5		ug/L	
OU4	W-815-2608	4/1/21		Trichlorotrifluoroethane	<	0.5		ug/L	
OU4	W-815-2608	4/1/21		Vinyl chloride	<	0.5		ug/L	
OU4	W-815-2608	7/27/21		1,1-Dichloroethane	<	0.5		ug/L	
OU4	W-815-2608	7/27/21		1,1-Dichloroethene	<	0.5		ug/L	
OU4	W-815-2608	7/27/21		1,1,1-Trichloroethane	<	0.5		ug/L	
OU4	W-815-2608	7/27/21		1,1,2-Trichloroethane	<	0.5		ug/L	
OU4	W-815-2608	7/27/21		1,1,2,2-Tetrachloroethane	<	0.5		ug/L	
OU4	W-815-2608	7/27/21		1,2-Dichlorobenzene	<	0.5		ug/L	
OU4	W-815-2608	7/27/21		1,2-Dichloroethane	<	0.5		ug/L	
OU4	W-815-2608	7/27/21		1,2-Dichloroethene (total)	<	1		ug/L	
OU4	W-815-2608	7/27/21		1,2-Dichloropropane	<	0.5		ug/L	
OU4	W-815-2608	7/27/21		1,3-Dichlorobenzene	<	0.5		ug/L	
OU4	W-815-2608	7/27/21		1,4-Dichlorobenzene	<	0.5		ug/L	
OU4	W-815-2608	7/27/21		2-Chloroethylvinylether	<	10		ug/L	
OU4	W-815-2608	7/27/21		Bromodichloromethane	<	0.5		ug/L	
OU4	W-815-2608	7/27/21		Bromoform	<	0.5		ug/L	
OU4	W-815-2608	7/27/21		Bromomethane	<	1		ug/L	
OU4	W-815-2608	7/27/21		Carbon tetrachloride	<	0.5		ug/L	
OU4	W-815-2608	7/27/21		Chlorobenzene	<	0.5		ug/L	
OU4	W-815-2608	7/27/21		Chloroethane	<	0.5		ug/L	
OU4	W-815-2608	7/27/21		Chloroform	<	0.5		ug/L	
OU4	W-815-2608	7/27/21		Chloromethane	<	0.5		ug/L	
OU4	W-815-2608	7/27/21		cis-1,2-Dichloroethene	<	0.5		ug/L	
OU4	W-815-2608	7/27/21		cis-1,3-Dichloropropene	<	0.5		ug/L	
OU4	W-815-2608	7/27/21		Dibromochloromethane	<	0.5		ug/L	
OU4	W-815-2608	7/27/21		Dichlorodifluoromethane	<	0.5		ug/L	
OU4	W-815-2608	7/27/21		Methylene chloride	<	1		ug/L	
OU4	W-815-2608	7/27/21		Tetrachloroethene	<	0.5		ug/L	
OU4	W-815-2608	7/27/21		trans-1,2-Dichloroethene	<	0.5		ug/L	
OU4	W-815-2608	7/27/21		trans-1,3-Dichloropropene	<	0.5		ug/L	
OU4	W-815-2608	7/27/21		Trichloroethene		2.6		ug/L	
OU4	W-815-2608	7/27/21		Trichlorofluoromethane	<	0.5		ug/L	
OU4	W-815-2608	7/27/21		Trichlorotrifluoroethane	<	0.5		ug/L	
OU4	W-815-2608	7/27/21		Vinyl chloride	<	0.5		ug/L	
OU4	W-815-2608	11/1/21		1,1-Dichloroethane	<	0.5		ug/L	
OU4	W-815-2608	11/1/21		1,1-Dichloroethene	<	0.5		ug/L	
OU4	W-815-2608	11/1/21		1,1,1-Trichloroethane	<	0.5		ug/L	
OU4	W-815-2608	11/1/21		1,1,2-Trichloroethane	<	0.5		ug/L	
OU4	W-815-2608	11/1/21		1,1,2,2-Tetrachloroethane	<	0.5		ug/L	
OU4	W-815-2608	11/1/21		1,2-Dichlorobenzene	<	0.5		ug/L	
OU4	W-815-2608	11/1/21		1,2-Dichloroethane	<	0.5		ug/L	
OU4	W-815-2608	11/1/21		1,2-Dichloroethene (total)	<	1		ug/L	
OU4	W-815-2608	11/1/21		1,2-Dichloropropane	<	0.5		ug/L	

Attachment 1. Table 1. Groundwater analytical data, Site 300, 2021.

OU	Location	Date	Sample Type	Parameter	LOS Indicator	Result	Error	Units	QA Flag
OU4	W-815-2608	11/1/21		1,3-Dichlorobenzene	<	0.5		ug/L	
OU4	W-815-2608	11/1/21		1,4-Dichlorobenzene	<	0.5		ug/L	
OU4	W-815-2608	11/1/21		2-Chloroethylvinylether	<	10		ug/L	
OU4	W-815-2608	11/1/21		Bromodichloromethane	<	0.5		ug/L	
OU4	W-815-2608	11/1/21		Bromoform	<	0.5		ug/L	
OU4	W-815-2608	11/1/21		Bromomethane	<	1		ug/L	
OU4	W-815-2608	11/1/21		Carbon tetrachloride	<	0.5		ug/L	
OU4	W-815-2608	11/1/21		Chlorobenzene	<	0.5		ug/L	
OU4	W-815-2608	11/1/21		Chloroethane	<	0.5		ug/L	
OU4	W-815-2608	11/1/21		Chloroform	<	0.5		ug/L	
OU4	W-815-2608	11/1/21		Chloromethane	<	0.5		ug/L	
OU4	W-815-2608	11/1/21		cis-1,2-Dichloroethene	<	0.5		ug/L	
OU4	W-815-2608	11/1/21		cis-1,3-Dichloropropene	<	0.5		ug/L	
OU4	W-815-2608	11/1/21		Dibromochloromethane	<	0.5		ug/L	
OU4	W-815-2608	11/1/21		Dichlorodifluoromethane	<	0.5		ug/L	
OU4	W-815-2608	11/1/21		Methylene chloride	<	1		ug/L	
OU4	W-815-2608	11/1/21		Tetrachloroethene	<	0.5		ug/L	
OU4	W-815-2608	11/1/21		trans-1,2-Dichloroethene	<	0.5		ug/L	
OU4	W-815-2608	11/1/21		trans-1,3-Dichloropropene	<	0.5		ug/L	
OU4	W-815-2608	11/1/21		Trichloroethene		3.4		ug/L	
OU4	W-815-2608	11/1/21		Trichlorofluoromethane	<	0.5		ug/L	
OU4	W-815-2608	11/1/21		Trichlorotrifluoroethane	<	0.5		ug/L	
OU4	W-815-2608	11/1/21		Vinyl chloride	<	0.5		ug/L	
OU4	W-815-2621	3/4/21		Nitrate (as NO3)		10		mg/L	D
OU4	W-815-2621	3/4/21		Perchlorate	<	4		ug/L	
OU4	W-815-2621	3/4/21		1,1-Dichloroethane	<	0.5		ug/L	
OU4	W-815-2621	3/4/21		1,1-Dichloroethene	<	0.5		ug/L	
OU4	W-815-2621	3/4/21		1,1,1-Trichloroethane	<	0.5		ug/L	
OU4	W-815-2621	3/4/21		1,1,2-Trichloroethane	<	0.5		ug/L	
OU4	W-815-2621	3/4/21		1,1,2,2-Tetrachloroethane	<	0.5		ug/L	
OU4	W-815-2621	3/4/21		1,2-Dichlorobenzene	<	0.5		ug/L	
OU4	W-815-2621	3/4/21		1,2-Dichloroethane	<	0.5		ug/L	
OU4	W-815-2621	3/4/21		1,2-Dichloroethene (total)	<	1		ug/L	
OU4	W-815-2621	3/4/21		1,2-Dichloropropane	<	0.5		ug/L	
OU4	W-815-2621	3/4/21		1,3-Dichlorobenzene	<	0.5		ug/L	
OU4	W-815-2621	3/4/21		1,4-Dichlorobenzene	<	0.5		ug/L	
OU4	W-815-2621	3/4/21		2-Chloroethylvinylether	<	10		ug/L	
OU4	W-815-2621	3/4/21		Bromodichloromethane	<	0.5		ug/L	
OU4	W-815-2621	3/4/21		Bromoform	<	0.5		ug/L	
OU4	W-815-2621	3/4/21		Bromomethane	<	1		ug/L	
OU4	W-815-2621	3/4/21		Carbon tetrachloride	<	0.5		ug/L	
OU4	W-815-2621	3/4/21		Chlorobenzene	<	0.5		ug/L	
OU4	W-815-2621	3/4/21		Chloroethane	<	0.5		ug/L	
OU4	W-815-2621	3/4/21		Chloroform	<	0.5		ug/L	
OU4	W-815-2621	3/4/21		Chloromethane	<	0.5		ug/L	
OU4	W-815-2621	3/4/21		cis-1,2-Dichloroethene	<	0.5		ug/L	
OU4	W-815-2621	3/4/21		cis-1,3-Dichloropropene	<	0.5		ug/L	
OU4	W-815-2621	3/4/21		Dibromochloromethane	<	0.5		ug/L	
OU4	W-815-2621	3/4/21		Dichlorodifluoromethane	<	0.5		ug/L	
OU4	W-815-2621	3/4/21		Methylene chloride	<	1		ug/L	
OU4	W-815-2621	3/4/21		Tetrachloroethene	<	0.5		ug/L	
OU4	W-815-2621	3/4/21		trans-1,2-Dichloroethene	<	0.5		ug/L	
OU4	W-815-2621	3/4/21		trans-1,3-Dichloropropene	<	0.5		ug/L	
OU4	W-815-2621	3/4/21		Trichloroethene		16		ug/L	
OU4	W-815-2621	3/4/21		Trichlorofluoromethane	<	0.5		ug/L	
OU4	W-815-2621	3/4/21		Trichlorotrifluoroethane	<	0.5		ug/L	
OU4	W-815-2621	3/4/21		Vinyl chloride	<	0.5		ug/L	
OU4	W-815-2621	3/4/21		1,3-Dinitrobenzene	<	2		ug/L	
OU4	W-815-2621	3/4/21		1,3,5-Trinitrobenzene	<	2		ug/L	
OU4	W-815-2621	3/4/21		2-Amino-4,6-dinitrotoluene	<	2		ug/L	
OU4	W-815-2621	3/4/21		2-Nitrotoluene	<	2		ug/L	
OU4	W-815-2621	3/4/21		2,4-Dinitrotoluene	<	2		ug/L	
OU4	W-815-2621	3/4/21		2,6-Dinitrotoluene	<	2		ug/L	
OU4	W-815-2621	3/4/21		3-Nitrotoluene	<	2		ug/L	
OU4	W-815-2621	3/4/21		4-Amino-2,6-dinitrotoluene	<	2		ug/L	
OU4	W-815-2621	3/4/21		4-Nitrotoluene	<	2		ug/L	

Attachment 1. Table 1. Groundwater analytical data, Site 300, 2021.

OU	Location	Date	Sample Type	Parameter	LOS Indicator	Result	Error	Units	QA Flag
OU4	W-815-2621	3/4/21		HMX	<	1		ug/L	
OU4	W-815-2621	3/4/21		Nitrobenzene	<	2		ug/L	
OU4	W-815-2621	3/4/21		RDX	<	1		ug/L	
OU4	W-815-2621	3/4/21		TNT	<	2		ug/L	
OU4	W-815-2621	3/4/21		Field Oxidation Potential (Eh)		30		mVolts	
OU4	W-815-2621	3/4/21		Field pH		8.7		Units	
OU4	W-815-2621	3/4/21		Field Specific Conductance		1513		umhos/cm	
OU4	W-815-2621	3/4/21		Field Temperature		18.9		Degrees C	
OU4	W-815-2621	9/1/21		1,1-Dichloroethane	<	0.5		ug/L	
OU4	W-815-2621	9/1/21		1,1-Dichloroethene	<	0.5		ug/L	
OU4	W-815-2621	9/1/21		1,1,1-Trichloroethane	<	0.5		ug/L	
OU4	W-815-2621	9/1/21		1,1,2-Trichloroethane	<	0.5		ug/L	
OU4	W-815-2621	9/1/21		1,1,2,2-Tetrachloroethane	<	0.5		ug/L	
OU4	W-815-2621	9/1/21		1,2-Dichlorobenzene	<	0.5		ug/L	
OU4	W-815-2621	9/1/21		1,2-Dichloroethane	<	0.5		ug/L	
OU4	W-815-2621	9/1/21		1,2-Dichloroethene (total)	<	1		ug/L	
OU4	W-815-2621	9/1/21		1,2-Dichloropropane	<	0.5		ug/L	
OU4	W-815-2621	9/1/21		1,3-Dichlorobenzene	<	0.5		ug/L	
OU4	W-815-2621	9/1/21		1,4-Dichlorobenzene	<	0.5		ug/L	
OU4	W-815-2621	9/1/21		2-Chloroethylvinylether	<	10		ug/L	
OU4	W-815-2621	9/1/21		Bromodichloromethane	<	0.5		ug/L	
OU4	W-815-2621	9/1/21		Bromoform	<	0.5		ug/L	
OU4	W-815-2621	9/1/21		Bromomethane	<	1		ug/L	
OU4	W-815-2621	9/1/21		Carbon tetrachloride	<	0.5		ug/L	
OU4	W-815-2621	9/1/21		Chlorobenzene	<	0.5		ug/L	
OU4	W-815-2621	9/1/21		Chloroethane	<	0.5		ug/L	
OU4	W-815-2621	9/1/21		Chloroform	<	0.5		ug/L	
OU4	W-815-2621	9/1/21		Chloromethane	<	0.5		ug/L	
OU4	W-815-2621	9/1/21		cis-1,2-Dichloroethene	<	0.5		ug/L	
OU4	W-815-2621	9/1/21		cis-1,3-Dichloropropene	<	0.5		ug/L	
OU4	W-815-2621	9/1/21		Dibromochloromethane	<	0.5		ug/L	
OU4	W-815-2621	9/1/21		Dichlorodifluoromethane	<	0.5		ug/L	
OU4	W-815-2621	9/1/21		Methylene chloride	<	1		ug/L	
OU4	W-815-2621	9/1/21		Tetrachloroethene	<	0.5		ug/L	
OU4	W-815-2621	9/1/21		trans-1,2-Dichloroethene	<	0.5		ug/L	
OU4	W-815-2621	9/1/21		trans-1,3-Dichloropropene	<	0.5		ug/L	
OU4	W-815-2621	9/1/21		Trichloroethene		20		ug/L	
OU4	W-815-2621	9/1/21		Trichlorofluoromethane	<	0.5		ug/L	
OU4	W-815-2621	9/1/21		Trichlorotrifluoroethane	<	0.5		ug/L	
OU4	W-815-2621	9/1/21		Vinyl chloride	<	0.5		ug/L	
OU4	W-815-2621	9/1/21		Field Oxidation Potential (Eh)		71		mVolts	
OU4	W-815-2621	9/1/21		Field pH		8.77		Units	
OU4	W-815-2621	9/1/21		Field Specific Conductance		1540		umhos/cm	
OU4	W-815-2621	9/1/21		Field Temperature		22		Degrees C	
OU4	W-815-2803	3/9/21		Nitrate (as NO3)		98		mg/L	D
OU4	W-815-2803	3/9/21		Perchlorate		13		ug/L	
OU4	W-815-2803	3/9/21		1,1-Dichloroethane	<	0.5		ug/L	
OU4	W-815-2803	3/9/21		1,1-Dichloroethene	<	0.5		ug/L	
OU4	W-815-2803	3/9/21		1,1,1-Trichloroethane	<	0.5		ug/L	
OU4	W-815-2803	3/9/21		1,1,2-Trichloroethane	<	0.5		ug/L	
OU4	W-815-2803	3/9/21		1,1,2,2-Tetrachloroethane	<	0.5		ug/L	
OU4	W-815-2803	3/9/21		1,2-Dichlorobenzene	<	0.5		ug/L	
OU4	W-815-2803	3/9/21		1,2-Dichloroethane	<	0.5		ug/L	
OU4	W-815-2803	3/9/21		1,2-Dichloroethene (total)	<	1		ug/L	
OU4	W-815-2803	3/9/21		1,2-Dichloropropane	<	0.5		ug/L	
OU4	W-815-2803	3/9/21		1,3-Dichlorobenzene	<	0.5		ug/L	
OU4	W-815-2803	3/9/21		1,4-Dichlorobenzene	<	0.5		ug/L	
OU4	W-815-2803	3/9/21		2-Chloroethylvinylether	<	10		ug/L	
OU4	W-815-2803	3/9/21		Bromodichloromethane	<	0.5		ug/L	
OU4	W-815-2803	3/9/21		Bromoform	<	0.5		ug/L	
OU4	W-815-2803	3/9/21		Bromomethane	<	1		ug/L	
OU4	W-815-2803	3/9/21		Carbon tetrachloride	<	0.5		ug/L	
OU4	W-815-2803	3/9/21		Chlorobenzene	<	0.5		ug/L	
OU4	W-815-2803	3/9/21		Chloroethane	<	0.5		ug/L	
OU4	W-815-2803	3/9/21		Chloroform	<	0.5		ug/L	
OU4	W-815-2803	3/9/21		Chloromethane	<	0.5		ug/L	

Attachment 1. Table 1. Groundwater analytical data, Site 300, 2021.

OU	Location	Date	Sample Type	Parameter	LOS Indicator	Result	Error	Units	QA Flag
OU4	W-815-2803	3/9/21		cis-1,2-Dichloroethene	<	0.5		ug/L	
OU4	W-815-2803	3/9/21		cis-1,3-Dichloropropene	<	0.5		ug/L	
OU4	W-815-2803	3/9/21		Dibromochloromethane	<	0.5		ug/L	
OU4	W-815-2803	3/9/21		Dichlorodifluoromethane	<	0.5		ug/L	
OU4	W-815-2803	3/9/21		Methylene chloride	<	1		ug/L	
OU4	W-815-2803	3/9/21		Tetrachloroethene	<	0.5		ug/L	
OU4	W-815-2803	3/9/21		trans-1,2-Dichloroethene	<	0.5		ug/L	
OU4	W-815-2803	3/9/21		trans-1,3-Dichloropropene	<	0.5		ug/L	
OU4	W-815-2803	3/9/21		Trichloroethene		0.72		ug/L	
OU4	W-815-2803	3/9/21		Trichlorofluoromethane	<	0.5		ug/L	
OU4	W-815-2803	3/9/21		Trichlorotrifluoroethane	<	0.5		ug/L	
OU4	W-815-2803	3/9/21		Vinyl chloride	<	0.5		ug/L	
OU4	W-815-2803	3/9/21		1,3-Dinitrobenzene	<	2		ug/L	
OU4	W-815-2803	3/9/21		1,3,5-Trinitrobenzene	<	2		ug/L	
OU4	W-815-2803	3/9/21		2-Amino-4,6-dinitrotoluene	<	2		ug/L	
OU4	W-815-2803	3/9/21		2-Nitrotoluene	<	2		ug/L	
OU4	W-815-2803	3/9/21		2,4-Dinitrotoluene	<	2		ug/L	
OU4	W-815-2803	3/9/21		2,6-Dinitrotoluene	<	2		ug/L	
OU4	W-815-2803	3/9/21		3-Nitrotoluene	<	2		ug/L	
OU4	W-815-2803	3/9/21		4-Amino-2,6-dinitrotoluene	<	2		ug/L	
OU4	W-815-2803	3/9/21		4-Nitrotoluene	<	2		ug/L	
OU4	W-815-2803	3/9/21		HMX		4.8		ug/L	
OU4	W-815-2803	3/9/21		Nitrobenzene	<	2		ug/L	
OU4	W-815-2803	3/9/21		RDX		31		ug/L	
OU4	W-815-2803	3/9/21		Tetryl	<	2		ug/L	
OU4	W-815-2803	3/9/21		TNT	<	2		ug/L	
OU4	W-815-2803	4/1/21		1,1-Dichloroethane	<	0.5		ug/L	
OU4	W-815-2803	4/1/21		1,1-Dichloroethene	<	0.5		ug/L	
OU4	W-815-2803	4/1/21		1,1,1-Trichloroethane	<	0.5		ug/L	
OU4	W-815-2803	4/1/21		1,1,2-Trichloroethane	<	0.5		ug/L	
OU4	W-815-2803	4/1/21		1,1,2,2-Tetrachloroethane	<	0.5		ug/L	
OU4	W-815-2803	4/1/21		1,2-Dichlorobenzene	<	0.5		ug/L	
OU4	W-815-2803	4/1/21		1,2-Dichloroethane	<	0.5		ug/L	
OU4	W-815-2803	4/1/21		1,2-Dichloroethene (total)	<	1		ug/L	
OU4	W-815-2803	4/1/21		1,2-Dichloropropane	<	0.5		ug/L	
OU4	W-815-2803	4/1/21		1,3-Dichlorobenzene	<	0.5		ug/L	
OU4	W-815-2803	4/1/21		1,4-Dichlorobenzene	<	0.5		ug/L	
OU4	W-815-2803	4/1/21		2-Chloroethylvinylether	<	10		ug/L	
OU4	W-815-2803	4/1/21		Bromodichloromethane	<	0.5		ug/L	
OU4	W-815-2803	4/1/21		Bromoform	<	0.5		ug/L	
OU4	W-815-2803	4/1/21		Bromomethane	<	1		ug/L	
OU4	W-815-2803	4/1/21		Carbon tetrachloride	<	0.5		ug/L	
OU4	W-815-2803	4/1/21		Chlorobenzene	<	0.5		ug/L	
OU4	W-815-2803	4/1/21		Chloroethane	<	0.5		ug/L	
OU4	W-815-2803	4/1/21		Chloroform	<	0.5		ug/L	
OU4	W-815-2803	4/1/21		Chloromethane	<	0.5		ug/L	
OU4	W-815-2803	4/1/21		cis-1,2-Dichloroethene	<	0.5		ug/L	
OU4	W-815-2803	4/1/21		cis-1,3-Dichloropropene	<	0.5		ug/L	
OU4	W-815-2803	4/1/21		Dibromochloromethane	<	0.5		ug/L	
OU4	W-815-2803	4/1/21		Dichlorodifluoromethane	<	0.5		ug/L	
OU4	W-815-2803	4/1/21		Methylene chloride	<	1		ug/L	
OU4	W-815-2803	4/1/21		Tetrachloroethene	<	0.5		ug/L	
OU4	W-815-2803	4/1/21		trans-1,2-Dichloroethene	<	0.5		ug/L	
OU4	W-815-2803	4/1/21		trans-1,3-Dichloropropene	<	0.5		ug/L	
OU4	W-815-2803	4/1/21		Trichloroethene		0.77		ug/L	
OU4	W-815-2803	4/1/21		Trichlorofluoromethane	<	0.5		ug/L	
OU4	W-815-2803	4/1/21		Trichlorotrifluoroethane	<	0.5		ug/L	
OU4	W-815-2803	4/1/21		Vinyl chloride	<	0.5		ug/L	
OU4	W-815-2803	7/13/21		Perchlorate		16		ug/L	
OU4	W-815-2803	7/13/21		1,1-Dichloroethane	<	0.5		ug/L	
OU4	W-815-2803	7/13/21		1,1-Dichloroethene	<	0.5		ug/L	
OU4	W-815-2803	7/13/21		1,1,1-Trichloroethane	<	0.5		ug/L	
OU4	W-815-2803	7/13/21		1,1,2-Trichloroethane	<	0.5		ug/L	
OU4	W-815-2803	7/13/21		1,1,2,2-Tetrachloroethane	<	0.5		ug/L	
OU4	W-815-2803	7/13/21		1,2-Dichlorobenzene	<	0.5		ug/L	
OU4	W-815-2803	7/13/21		1,2-Dichloroethane	<	0.5		ug/L	

Attachment 1. Table 1. Groundwater analytical data, Site 300, 2021.

OU	Location	Date	Sample Type	Parameter	LOS Indicator	Result	Error	Units	QA Flag
OU4	W-815-2803	7/13/21		1,2-Dichloroethene (total)	<	1		ug/L	
OU4	W-815-2803	7/13/21		1,2-Dichloropropane	<	0.5		ug/L	
OU4	W-815-2803	7/13/21		1,3-Dichlorobenzene	<	0.5		ug/L	
OU4	W-815-2803	7/13/21		1,4-Dichlorobenzene	<	0.5		ug/L	
OU4	W-815-2803	7/13/21		2-Chloroethylvinylether	<	10		ug/L	
OU4	W-815-2803	7/13/21		Bromodichloromethane	<	0.5		ug/L	
OU4	W-815-2803	7/13/21		Bromoform	<	0.5		ug/L	
OU4	W-815-2803	7/13/21		Bromomethane	<	1		ug/L	
OU4	W-815-2803	7/13/21		Carbon tetrachloride	<	0.5		ug/L	
OU4	W-815-2803	7/13/21		Chlorobenzene	<	0.5		ug/L	
OU4	W-815-2803	7/13/21		Chloroethane	<	0.5		ug/L	
OU4	W-815-2803	7/13/21		Chloroform	<	0.5		ug/L	
OU4	W-815-2803	7/13/21		Chloromethane	<	0.5		ug/L	
OU4	W-815-2803	7/13/21		cis-1,2-Dichloroethene	<	0.5		ug/L	
OU4	W-815-2803	7/13/21		cis-1,3-Dichloropropene	<	0.5		ug/L	
OU4	W-815-2803	7/13/21		Dibromochloromethane	<	0.5		ug/L	
OU4	W-815-2803	7/13/21		Dichlorodifluoromethane	<	0.5		ug/L	
OU4	W-815-2803	7/13/21		Methylene chloride	<	1		ug/L	
OU4	W-815-2803	7/13/21		Tetrachloroethene	<	0.5		ug/L	
OU4	W-815-2803	7/13/21		trans-1,2-Dichloroethene	<	0.5		ug/L	
OU4	W-815-2803	7/13/21		trans-1,3-Dichloropropene	<	0.5		ug/L	
OU4	W-815-2803	7/13/21		Trichloroethene		1.1		ug/L	
OU4	W-815-2803	7/13/21		Trichlorofluoromethane	<	0.5		ug/L	
OU4	W-815-2803	7/13/21		Trichlorotrifluoroethane	<	0.5		ug/L	
OU4	W-815-2803	7/13/21		Vinyl chloride	<	0.5		ug/L	
OU4	W-815-2803	7/13/21		1,3-Dinitrobenzene	<	2		ug/L	
OU4	W-815-2803	7/13/21		1,3,5-Trinitrobenzene	<	2		ug/L	
OU4	W-815-2803	7/13/21		2-Amino-4,6-dinitrotoluene	<	2		ug/L	
OU4	W-815-2803	7/13/21		2-Nitrotoluene	<	2		ug/L	
OU4	W-815-2803	7/13/21		2,4-Dinitrotoluene	<	2		ug/L	
OU4	W-815-2803	7/13/21		2,6-Dinitrotoluene	<	2		ug/L	
OU4	W-815-2803	7/13/21		3-Nitrotoluene	<	2		ug/L	
OU4	W-815-2803	7/13/21		4-Amino-2,6-dinitrotoluene	<	2		ug/L	
OU4	W-815-2803	7/13/21		4-Nitrotoluene	<	2		ug/L	
OU4	W-815-2803	7/13/21		HMX		4.7		ug/L	
OU4	W-815-2803	7/13/21		Nitrobenzene	<	2		ug/L	
OU4	W-815-2803	7/13/21		RDX		26		ug/L	
OU4	W-815-2803	7/13/21		Tetryl	<	2		ug/L	
OU4	W-815-2803	7/13/21		TNT	<	2		ug/L	
OU4	W-815-2803	10/4/21		1,1-Dichloroethane	<	0.5		ug/L	
OU4	W-815-2803	10/4/21		1,1-Dichloroethene	<	0.5		ug/L	
OU4	W-815-2803	10/4/21		1,1,1-Trichloroethane	<	0.5		ug/L	
OU4	W-815-2803	10/4/21		1,1,2-Trichloroethane	<	0.5		ug/L	
OU4	W-815-2803	10/4/21		1,1,2,2-Tetrachloroethane	<	0.5		ug/L	
OU4	W-815-2803	10/4/21		1,2-Dichlorobenzene	<	0.5		ug/L	
OU4	W-815-2803	10/4/21		1,2-Dichloroethane	<	0.5		ug/L	
OU4	W-815-2803	10/4/21		1,2-Dichloroethene (total)	<	1		ug/L	
OU4	W-815-2803	10/4/21		1,2-Dichloropropane	<	0.5		ug/L	
OU4	W-815-2803	10/4/21		1,3-Dichlorobenzene	<	0.5		ug/L	
OU4	W-815-2803	10/4/21		1,4-Dichlorobenzene	<	0.5		ug/L	
OU4	W-815-2803	10/4/21		2-Chloroethylvinylether	<	10		ug/L	
OU4	W-815-2803	10/4/21		Bromodichloromethane	<	0.5		ug/L	
OU4	W-815-2803	10/4/21		Bromoform	<	0.5		ug/L	
OU4	W-815-2803	10/4/21		Bromomethane	<	1		ug/L	
OU4	W-815-2803	10/4/21		Carbon tetrachloride	<	0.5		ug/L	
OU4	W-815-2803	10/4/21		Chlorobenzene	<	0.5		ug/L	
OU4	W-815-2803	10/4/21		Chloroethane	<	0.5		ug/L	
OU4	W-815-2803	10/4/21		Chloroform	<	0.5		ug/L	
OU4	W-815-2803	10/4/21		Chloromethane	<	0.5		ug/L	
OU4	W-815-2803	10/4/21		cis-1,2-Dichloroethene	<	0.5		ug/L	
OU4	W-815-2803	10/4/21		cis-1,3-Dichloropropene	<	0.5		ug/L	
OU4	W-815-2803	10/4/21		Dibromochloromethane	<	0.5		ug/L	
OU4	W-815-2803	10/4/21		Dichlorodifluoromethane	<	0.5		ug/L	
OU4	W-815-2803	10/4/21		Methylene chloride	<	1		ug/L	
OU4	W-815-2803	10/4/21		Tetrachloroethene	<	0.5		ug/L	
OU4	W-815-2803	10/4/21		trans-1,2-Dichloroethene	<	0.5		ug/L	

Attachment 1. Table 1. Groundwater analytical data, Site 300, 2021.

OU	Location	Date	Sample Type	Parameter	LOS Indicator	Result	Error	Units	QA Flag
OU4	W-815-2803	10/4/21		trans-1,3-Dichloropropene	<	0.5		ug/L	
OU4	W-815-2803	10/4/21		Trichloroethene		0.91		ug/L	
OU4	W-815-2803	10/4/21		Trichlorofluoromethane	<	0.5		ug/L	
OU4	W-815-2803	10/4/21		Trichlorotrifluoroethane	<	0.5		ug/L	
OU4	W-815-2803	10/4/21		Vinyl chloride	<	0.5		ug/L	
OU4	W-815-3606	3/25/21		Nitrate (as NO3)		1.1		mg/L	D
OU4	W-815-3606	3/25/21		Perchlorate	<	4		ug/L	
OU4	W-815-3606	3/25/21		1,1-Dichloroethane	<	0.5		ug/L	
OU4	W-815-3606	3/25/21		1,1-Dichloroethene	<	0.5		ug/L	
OU4	W-815-3606	3/25/21		1,1,1-Trichloroethane	<	0.5		ug/L	
OU4	W-815-3606	3/25/21		1,1,2-Trichloroethane	<	0.5		ug/L	
OU4	W-815-3606	3/25/21		1,1,2,2-Tetrachloroethane	<	0.5		ug/L	
OU4	W-815-3606	3/25/21		1,2-Dichlorobenzene	<	0.5		ug/L	
OU4	W-815-3606	3/25/21		1,2-Dichloroethane	<	0.5		ug/L	
OU4	W-815-3606	3/25/21		1,2-Dichloroethene (total)	<	1		ug/L	
OU4	W-815-3606	3/25/21		1,2-Dichloropropane	<	0.5		ug/L	
OU4	W-815-3606	3/25/21		1,3-Dichlorobenzene	<	0.5		ug/L	
OU4	W-815-3606	3/25/21		1,4-Dichlorobenzene	<	0.5		ug/L	
OU4	W-815-3606	3/25/21		2-Chloroethylvinylether	<	10		ug/L	
OU4	W-815-3606	3/25/21		Bromodichloromethane	<	0.5		ug/L	
OU4	W-815-3606	3/25/21		Bromoform	<	0.5		ug/L	
OU4	W-815-3606	3/25/21		Bromomethane	<	1		ug/L	
OU4	W-815-3606	3/25/21		Carbon tetrachloride	<	0.5		ug/L	
OU4	W-815-3606	3/25/21		Chlorobenzene	<	0.5		ug/L	
OU4	W-815-3606	3/25/21		Chloroethane	<	0.5		ug/L	
OU4	W-815-3606	3/25/21		Chloroform	<	0.5		ug/L	
OU4	W-815-3606	3/25/21		Chloromethane	<	0.5		ug/L	
OU4	W-815-3606	3/25/21		cis-1,2-Dichloroethene	<	0.5		ug/L	
OU4	W-815-3606	3/25/21		cis-1,3-Dichloropropene	<	0.5		ug/L	
OU4	W-815-3606	3/25/21		Dibromochloromethane	<	0.5		ug/L	
OU4	W-815-3606	3/25/21		Dichlorodifluoromethane	<	0.5		ug/L	
OU4	W-815-3606	3/25/21		Methylene chloride	<	1		ug/L	
OU4	W-815-3606	3/25/21		Tetrachloroethene	<	0.5		ug/L	
OU4	W-815-3606	3/25/21		trans-1,2-Dichloroethene	<	0.5		ug/L	
OU4	W-815-3606	3/25/21		trans-1,3-Dichloropropene	<	0.5		ug/L	
OU4	W-815-3606	3/25/21		Trichloroethene	<	0.5		ug/L	
OU4	W-815-3606	3/25/21		Trichlorofluoromethane	<	0.5		ug/L	
OU4	W-815-3606	3/25/21		Trichlorotrifluoroethane	<	0.5		ug/L	
OU4	W-815-3606	3/25/21		Vinyl chloride	<	0.5		ug/L	
OU4	W-815-3606	3/25/21		1,3-Dinitrobenzene	<	2		ug/L	
OU4	W-815-3606	3/25/21		1,3,5-Trinitrobenzene	<	2		ug/L	
OU4	W-815-3606	3/25/21		2-Amino-4,6-dinitrotoluene	<	2		ug/L	
OU4	W-815-3606	3/25/21		2-Nitrotoluene	<	2		ug/L	
OU4	W-815-3606	3/25/21		2,4-Dinitrotoluene	<	2		ug/L	
OU4	W-815-3606	3/25/21		2,6-Dinitrotoluene	<	2		ug/L	
OU4	W-815-3606	3/25/21		3-Nitrotoluene	<	2		ug/L	
OU4	W-815-3606	3/25/21		4-Amino-2,6-dinitrotoluene	<	2		ug/L	
OU4	W-815-3606	3/25/21		4-Nitrotoluene	<	2		ug/L	
OU4	W-815-3606	3/25/21		HMX	<	1		ug/L	
OU4	W-815-3606	3/25/21		Nitrobenzene	<	2		ug/L	
OU4	W-815-3606	3/25/21		RDX	<	1		ug/L	
OU4	W-815-3606	3/25/21		TNT	<	2		ug/L	
OU4	W-815-3606	3/25/21		Field Oxidation Potential (Eh)		252		mVolts	
OU4	W-815-3606	3/25/21		Field pH		8.13		Units	
OU4	W-815-3606	3/25/21		Field Specific Conductance		1286		umhos/cm	
OU4	W-815-3606	3/25/21		Field Temperature		17.3		Degrees C	
OU4	W-815-3606	6/24/21		Nitrate (as NO3)	<	1		mg/L	D
OU4	W-815-3606	6/24/21		Perchlorate	<	2		ug/L	
OU4	W-815-3606	6/24/21		1,1-Dichloroethane	<	0.5		ug/L	
OU4	W-815-3606	6/24/21		1,1-Dichloroethene	<	0.5		ug/L	
OU4	W-815-3606	6/24/21		1,1,1-Trichloroethane	<	0.5		ug/L	
OU4	W-815-3606	6/24/21		1,1,2-Trichloroethane	<	0.5		ug/L	
OU4	W-815-3606	6/24/21		1,1,2,2-Tetrachloroethane	<	0.5		ug/L	
OU4	W-815-3606	6/24/21		1,2-Dichlorobenzene	<	0.5		ug/L	
OU4	W-815-3606	6/24/21		1,2-Dichloroethane	<	0.5		ug/L	
OU4	W-815-3606	6/24/21		1,2-Dichloroethene (total)	<	1		ug/L	

Attachment 1. Table 1. Groundwater analytical data, Site 300, 2021.

OU	Location	Date	Sample Type	Parameter	LOS Indicator	Result	Error	Units	QA Flag
OU4	W-815-3606	6/24/21		1,2-Dichloropropane	<	0.5		ug/L	
OU4	W-815-3606	6/24/21		1,3-Dichlorobenzene	<	0.5		ug/L	
OU4	W-815-3606	6/24/21		1,4-Dichlorobenzene	<	0.5		ug/L	
OU4	W-815-3606	6/24/21		2-Chloroethylvinylether	<	10		ug/L	
OU4	W-815-3606	6/24/21		Bromodichloromethane	<	0.5		ug/L	
OU4	W-815-3606	6/24/21		Bromoform	<	0.5		ug/L	
OU4	W-815-3606	6/24/21		Bromomethane	<	1		ug/L	
OU4	W-815-3606	6/24/21		Carbon tetrachloride	<	0.5		ug/L	
OU4	W-815-3606	6/24/21		Chlorobenzene	<	0.5		ug/L	
OU4	W-815-3606	6/24/21		Chloroethane	<	0.5		ug/L	
OU4	W-815-3606	6/24/21		Chloroform	<	0.5		ug/L	
OU4	W-815-3606	6/24/21		Chloromethane	<	0.5		ug/L	
OU4	W-815-3606	6/24/21		cis-1,2-Dichloroethene	<	0.5		ug/L	
OU4	W-815-3606	6/24/21		cis-1,3-Dichloropropene	<	0.5		ug/L	
OU4	W-815-3606	6/24/21		Dibromochloromethane	<	0.5		ug/L	
OU4	W-815-3606	6/24/21		Dichlorodifluoromethane	<	0.5		ug/L	
OU4	W-815-3606	6/24/21		Methylene chloride	<	1		ug/L	
OU4	W-815-3606	6/24/21		Tetrachloroethene	<	0.5		ug/L	
OU4	W-815-3606	6/24/21		trans-1,2-Dichloroethene	<	0.5		ug/L	
OU4	W-815-3606	6/24/21		trans-1,3-Dichloropropene	<	0.5		ug/L	
OU4	W-815-3606	6/24/21		Trichloroethene	<	0.5		ug/L	
OU4	W-815-3606	6/24/21		Trichlorofluoromethane	<	0.5		ug/L	
OU4	W-815-3606	6/24/21		Trichlorotrifluoroethane	<	0.5		ug/L	
OU4	W-815-3606	6/24/21		Vinyl chloride	<	0.5		ug/L	
OU4	W-815-3606	6/24/21		1,3-Dinitrobenzene	<	2		ug/L	D
OU4	W-815-3606	6/24/21		1,3,5-Trinitrobenzene	<	2		ug/L	D
OU4	W-815-3606	6/24/21		2-Amino-4,6-dinitrotoluene	<	2		ug/L	D
OU4	W-815-3606	6/24/21		2-Nitrotoluene	<	2		ug/L	D
OU4	W-815-3606	6/24/21		2,4-Dinitrotoluene	<	2		ug/L	D
OU4	W-815-3606	6/24/21		2,6-Dinitrotoluene	<	2		ug/L	D
OU4	W-815-3606	6/24/21		3-Nitrotoluene	<	2		ug/L	D
OU4	W-815-3606	6/24/21		4-Amino-2,6-dinitrotoluene	<	2		ug/L	D
OU4	W-815-3606	6/24/21		4-Nitrotoluene	<	2		ug/L	D
OU4	W-815-3606	6/24/21		HMX	<	1		ug/L	D
OU4	W-815-3606	6/24/21		Nitrobenzene	<	2		ug/L	D
OU4	W-815-3606	6/24/21		RDX	<	1		ug/L	D
OU4	W-815-3606	6/24/21		TNT	<	2		ug/L	D
OU4	W-815-3606	6/24/21		Field Oxidation Potential (Eh)		127		mVolts	
OU4	W-815-3606	6/24/21		Field pH		8.49		Units	
OU4	W-815-3606	6/24/21		Field Specific Conductance		1232		umhos/cm	
OU4	W-815-3606	6/24/21		Field Temperature		21.6		Degrees C	
OU4	W-815-3606	12/9/21		Nitrate (as NO3)		1.3		mg/L	
OU4	W-815-3606	12/9/21		Perchlorate	<	2		ug/L	
OU4	W-815-3606	12/9/21		1,1-Dichloroethane	<	0.5		ug/L	
OU4	W-815-3606	12/9/21		1,1-Dichloroethene	<	0.5		ug/L	
OU4	W-815-3606	12/9/21		1,1,1-Trichloroethane	<	0.5		ug/L	
OU4	W-815-3606	12/9/21		1,1,2-Trichloroethane	<	0.5		ug/L	
OU4	W-815-3606	12/9/21		1,1,2,2-Tetrachloroethane	<	0.5		ug/L	
OU4	W-815-3606	12/9/21		1,2-Dichlorobenzene	<	0.5		ug/L	
OU4	W-815-3606	12/9/21		1,2-Dichloroethane	<	0.5		ug/L	
OU4	W-815-3606	12/9/21		1,2-Dichloroethene (total)	<	1		ug/L	
OU4	W-815-3606	12/9/21		1,2-Dichloropropane	<	0.5		ug/L	
OU4	W-815-3606	12/9/21		1,3-Dichlorobenzene	<	0.5		ug/L	
OU4	W-815-3606	12/9/21		1,4-Dichlorobenzene	<	0.5		ug/L	
OU4	W-815-3606	12/9/21		2-Chloroethylvinylether	<	10		ug/L	
OU4	W-815-3606	12/9/21		Bromodichloromethane	<	0.5		ug/L	
OU4	W-815-3606	12/9/21		Bromoform	<	0.5		ug/L	
OU4	W-815-3606	12/9/21		Bromomethane	<	1		ug/L	
OU4	W-815-3606	12/9/21		Carbon tetrachloride	<	0.5		ug/L	
OU4	W-815-3606	12/9/21		Chlorobenzene	<	0.5		ug/L	
OU4	W-815-3606	12/9/21		Chloroethane	<	0.5		ug/L	
OU4	W-815-3606	12/9/21		Chloroform	<	0.5		ug/L	
OU4	W-815-3606	12/9/21		Chloromethane	<	0.5		ug/L	
OU4	W-815-3606	12/9/21		cis-1,2-Dichloroethene	<	0.5		ug/L	
OU4	W-815-3606	12/9/21		cis-1,3-Dichloropropene	<	0.5		ug/L	
OU4	W-815-3606	12/9/21		Dibromochloromethane	<	0.5		ug/L	

Attachment 1. Table 1. Groundwater analytical data, Site 300, 2021.

OU	Location	Date	Sample Type	Parameter	LOS Indicator	Result	Error	Units	QA Flag
OU4	W-815-3606	12/9/21		Dichlorodifluoromethane	<	0.5		ug/L	
OU4	W-815-3606	12/9/21		Methylene chloride	<	1		ug/L	
OU4	W-815-3606	12/9/21		Tetrachloroethene	<	0.5		ug/L	
OU4	W-815-3606	12/9/21		trans-1,2-Dichloroethene	<	0.5		ug/L	
OU4	W-815-3606	12/9/21		trans-1,3-Dichloropropene	<	0.5		ug/L	
OU4	W-815-3606	12/9/21		Trichloroethene	<	0.5		ug/L	
OU4	W-815-3606	12/9/21		Trichlorofluoromethane	<	0.5		ug/L	
OU4	W-815-3606	12/9/21		Trichlorotrifluoroethane	<	0.5		ug/L	
OU4	W-815-3606	12/9/21		Vinyl chloride	<	0.5		ug/L	
OU4	W-815-3606	12/9/21		1,3-Dinitrobenzene	<	2		ug/L	D
OU4	W-815-3606	12/9/21		1,3,5-Trinitrobenzene	<	2		ug/L	D
OU4	W-815-3606	12/9/21		2-Amino-4,6-dinitrotoluene	<	2		ug/L	D
OU4	W-815-3606	12/9/21		2-Nitrotoluene	<	2		ug/L	D
OU4	W-815-3606	12/9/21		2,4-Dinitrotoluene	<	2		ug/L	D
OU4	W-815-3606	12/9/21		2,6-Dinitrotoluene	<	2		ug/L	D
OU4	W-815-3606	12/9/21		3-Nitrotoluene	<	2		ug/L	D
OU4	W-815-3606	12/9/21		4-Amino-2,6-dinitrotoluene	<	2		ug/L	D
OU4	W-815-3606	12/9/21		4-Nitrotoluene	<	2		ug/L	D
OU4	W-815-3606	12/9/21		HMX	<	1		ug/L	D
OU4	W-815-3606	12/9/21		Nitrobenzene	<	2		ug/L	D
OU4	W-815-3606	12/9/21		RDX	<	1		ug/L	D
OU4	W-815-3606	12/9/21		TNT	<	2		ug/L	D
OU4	W-815-3606	12/9/21		Field Oxidation Potential (Eh)		209		mVolts	
OU4	W-815-3606	12/9/21		Field pH		8.56		Units	
OU4	W-815-3606	12/9/21		Field Specific Conductance		1181		umhos/cm	
OU4	W-815-3606	12/9/21		Field Temperature		16.4		Degrees C	
OU4	W-817-01	3/15/21		Nitrate (as NO3)		81		mg/L	D
OU4	W-817-01	3/15/21		Perchlorate		19		ug/L	
OU4	W-817-01	3/15/21		1,1-Dichloroethane	<	0.5		ug/L	
OU4	W-817-01	3/15/21		1,1-Dichloroethene	<	0.5		ug/L	
OU4	W-817-01	3/15/21		1,1,1-Trichloroethane	<	0.5		ug/L	
OU4	W-817-01	3/15/21		1,1,2-Trichloroethane	<	0.5		ug/L	
OU4	W-817-01	3/15/21		1,1,2,2-Tetrachloroethane	<	0.5		ug/L	
OU4	W-817-01	3/15/21		1,2-Dichlorobenzene	<	0.5		ug/L	
OU4	W-817-01	3/15/21		1,2-Dichloroethane	<	0.5		ug/L	
OU4	W-817-01	3/15/21		1,2-Dichloroethene (total)	<	1		ug/L	
OU4	W-817-01	3/15/21		1,2-Dichloropropane	<	0.5		ug/L	
OU4	W-817-01	3/15/21		1,3-Dichlorobenzene	<	0.5		ug/L	
OU4	W-817-01	3/15/21		1,4-Dichlorobenzene	<	0.5		ug/L	
OU4	W-817-01	3/15/21		2-Chloroethylvinylether	<	10		ug/L	
OU4	W-817-01	3/15/21		Bromodichloromethane	<	0.5		ug/L	
OU4	W-817-01	3/15/21		Bromoform	<	0.5		ug/L	
OU4	W-817-01	3/15/21		Bromomethane	<	1		ug/L	
OU4	W-817-01	3/15/21		Carbon tetrachloride	<	0.5		ug/L	
OU4	W-817-01	3/15/21		Chlorobenzene	<	0.5		ug/L	
OU4	W-817-01	3/15/21		Chloroethane	<	0.5		ug/L	
OU4	W-817-01	3/15/21		Chloroform	<	0.5		ug/L	
OU4	W-817-01	3/15/21		Chloromethane	<	0.5		ug/L	
OU4	W-817-01	3/15/21		cis-1,2-Dichloroethene	<	0.5		ug/L	
OU4	W-817-01	3/15/21		cis-1,3-Dichloropropene	<	0.5		ug/L	
OU4	W-817-01	3/15/21		Dibromochloromethane	<	0.5		ug/L	
OU4	W-817-01	3/15/21		Dichlorodifluoromethane	<	0.5		ug/L	
OU4	W-817-01	3/15/21		Methylene chloride	<	1		ug/L	
OU4	W-817-01	3/15/21		Tetrachloroethene	<	0.5		ug/L	
OU4	W-817-01	3/15/21		trans-1,2-Dichloroethene	<	0.5		ug/L	
OU4	W-817-01	3/15/21		trans-1,3-Dichloropropene	<	0.5		ug/L	
OU4	W-817-01	3/15/21		Trichloroethene	<	0.5		ug/L	
OU4	W-817-01	3/15/21		Trichlorofluoromethane	<	0.5		ug/L	
OU4	W-817-01	3/15/21		Trichlorotrifluoroethane	<	0.5		ug/L	
OU4	W-817-01	3/15/21		Vinyl chloride	<	0.5		ug/L	
OU4	W-817-01	3/15/21		1,3-Dinitrobenzene	<	2		ug/L	
OU4	W-817-01	3/15/21		1,3,5-Trinitrobenzene	<	2		ug/L	
OU4	W-817-01	3/15/21		2-Amino-4,6-dinitrotoluene	<	2		ug/L	
OU4	W-817-01	3/15/21		2-Nitrotoluene	<	2		ug/L	
OU4	W-817-01	3/15/21		2,4-Dinitrotoluene	<	2		ug/L	
OU4	W-817-01	3/15/21		2,6-Dinitrotoluene	<	2		ug/L	

Attachment 1. Table 1. Groundwater analytical data, Site 300, 2021.

OU	Location	Date	Sample Type	Parameter	LOS Indicator	Result	Error	Units	QA Flag
OU4	W-817-01	3/15/21		3-Nitrotoluene	<	2		ug/L	
OU4	W-817-01	3/15/21		4-Amino-2,6-dinitrotoluene	<	2		ug/L	
OU4	W-817-01	3/15/21		4-Nitrotoluene	<	2		ug/L	
OU4	W-817-01	3/15/21		HMX		2.5		ug/L	
OU4	W-817-01	3/15/21		Nitrobenzene	<	2		ug/L	
OU4	W-817-01	3/15/21		RDX		33		ug/L	
OU4	W-817-01	3/15/21		TNT	<	2		ug/L	
OU4	W-817-01	4/20/21		Perchlorate		19		ug/L	
OU4	W-817-01	4/20/21		1,1-Dichloroethane	<	0.5		ug/L	
OU4	W-817-01	4/20/21		1,1-Dichloroethene	<	0.5		ug/L	
OU4	W-817-01	4/20/21		1,1,1-Trichloroethane	<	0.5		ug/L	
OU4	W-817-01	4/20/21		1,1,2-Trichloroethane	<	0.5		ug/L	
OU4	W-817-01	4/20/21		1,1,2,2-Tetrachloroethane	<	0.5		ug/L	
OU4	W-817-01	4/20/21		1,2-Dichlorobenzene	<	0.5		ug/L	
OU4	W-817-01	4/20/21		1,2-Dichloroethane	<	0.5		ug/L	
OU4	W-817-01	4/20/21		1,2-Dichloroethene (total)	<	1		ug/L	
OU4	W-817-01	4/20/21		1,2-Dichloropropane	<	0.5		ug/L	
OU4	W-817-01	4/20/21		1,3-Dichlorobenzene	<	0.5		ug/L	
OU4	W-817-01	4/20/21		1,4-Dichlorobenzene	<	0.5		ug/L	
OU4	W-817-01	4/20/21		2-Chloroethylvinylether	<	10		ug/L	
OU4	W-817-01	4/20/21		Bromodichloromethane	<	0.5		ug/L	
OU4	W-817-01	4/20/21		Bromoform	<	0.5		ug/L	
OU4	W-817-01	4/20/21		Bromomethane	<	1		ug/L	
OU4	W-817-01	4/20/21		Carbon tetrachloride	<	0.5		ug/L	
OU4	W-817-01	4/20/21		Chlorobenzene	<	0.5		ug/L	
OU4	W-817-01	4/20/21		Chloroethane	<	0.5		ug/L	
OU4	W-817-01	4/20/21		Chloroform	<	0.5		ug/L	
OU4	W-817-01	4/20/21		Chloromethane	<	0.5		ug/L	
OU4	W-817-01	4/20/21		cis-1,2-Dichloroethene	<	0.5		ug/L	
OU4	W-817-01	4/20/21		cis-1,3-Dichloropropene	<	0.5		ug/L	
OU4	W-817-01	4/20/21		Dibromochloromethane	<	0.5		ug/L	
OU4	W-817-01	4/20/21		Dichlorodifluoromethane	<	0.5		ug/L	
OU4	W-817-01	4/20/21		Methylene chloride	<	1		ug/L	
OU4	W-817-01	4/20/21		Tetrachloroethene	<	0.5		ug/L	
OU4	W-817-01	4/20/21		trans-1,2-Dichloroethene	<	0.5		ug/L	
OU4	W-817-01	4/20/21		trans-1,3-Dichloropropene	<	0.5		ug/L	
OU4	W-817-01	4/20/21		Trichloroethene	<	0.5		ug/L	
OU4	W-817-01	4/20/21		Trichlorofluoromethane	<	0.5		ug/L	
OU4	W-817-01	4/20/21		Trichlorotrifluoroethane	<	0.5		ug/L	
OU4	W-817-01	4/20/21		Vinyl chloride	<	0.5		ug/L	
OU4	W-817-01	4/20/21		1,3-Dinitrobenzene	<	2		ug/L	
OU4	W-817-01	4/20/21		1,3,5-Trinitrobenzene	<	2		ug/L	
OU4	W-817-01	4/20/21		2-Amino-4,6-dinitrotoluene	<	2		ug/L	
OU4	W-817-01	4/20/21		2-Nitrotoluene	<	2		ug/L	
OU4	W-817-01	4/20/21		2,4-Dinitrotoluene	<	2		ug/L	
OU4	W-817-01	4/20/21		2,6-Dinitrotoluene	<	2		ug/L	
OU4	W-817-01	4/20/21		3-Nitrotoluene	<	2		ug/L	
OU4	W-817-01	4/20/21		4-Amino-2,6-dinitrotoluene	<	2		ug/L	
OU4	W-817-01	4/20/21		4-Nitrotoluene	<	2		ug/L	
OU4	W-817-01	4/20/21		HMX		16		ug/L	
OU4	W-817-01	4/20/21		Nitrobenzene	<	2		ug/L	
OU4	W-817-01	4/20/21		RDX		42		ug/L	
OU4	W-817-01	4/20/21		TNT	<	2		ug/L	
OU4	W-817-01	7/27/21		Perchlorate		17		ug/L	
OU4	W-817-01	7/27/21		1,1-Dichloroethane	<	0.5		ug/L	
OU4	W-817-01	7/27/21		1,1-Dichloroethene	<	0.5		ug/L	
OU4	W-817-01	7/27/21		1,1,1-Trichloroethane	<	0.5		ug/L	
OU4	W-817-01	7/27/21		1,1,2-Trichloroethane	<	0.5		ug/L	
OU4	W-817-01	7/27/21		1,1,2,2-Tetrachloroethane	<	0.5		ug/L	
OU4	W-817-01	7/27/21		1,2-Dichlorobenzene	<	0.5		ug/L	
OU4	W-817-01	7/27/21		1,2-Dichloroethane	<	0.5		ug/L	
OU4	W-817-01	7/27/21		1,2-Dichloroethene (total)	<	1		ug/L	
OU4	W-817-01	7/27/21		1,2-Dichloropropane	<	0.5		ug/L	
OU4	W-817-01	7/27/21		1,3-Dichlorobenzene	<	0.5		ug/L	
OU4	W-817-01	7/27/21		1,4-Dichlorobenzene	<	0.5		ug/L	
OU4	W-817-01	7/27/21		2-Chloroethylvinylether	<	10		ug/L	

Attachment 1. Table 1. Groundwater analytical data, Site 300, 2021.

OU	Location	Date	Sample Type	Parameter	LOS Indicator	Result	Error	Units	QA Flag
OU4	W-817-01	7/27/21		Bromodichloromethane	<	0.5		ug/L	
OU4	W-817-01	7/27/21		Bromoform	<	0.5		ug/L	
OU4	W-817-01	7/27/21		Bromomethane	<	1		ug/L	
OU4	W-817-01	7/27/21		Carbon tetrachloride	<	0.5		ug/L	
OU4	W-817-01	7/27/21		Chlorobenzene	<	0.5		ug/L	
OU4	W-817-01	7/27/21		Chloroethane	<	0.5		ug/L	
OU4	W-817-01	7/27/21		Chloroform	<	0.5		ug/L	
OU4	W-817-01	7/27/21		Chloromethane	<	0.5		ug/L	
OU4	W-817-01	7/27/21		cis-1,2-Dichloroethene	<	0.5		ug/L	
OU4	W-817-01	7/27/21		cis-1,3-Dichloropropene	<	0.5		ug/L	
OU4	W-817-01	7/27/21		Dibromochloromethane	<	0.5		ug/L	
OU4	W-817-01	7/27/21		Dichlorodifluoromethane	<	0.5		ug/L	
OU4	W-817-01	7/27/21		Methylene chloride	<	1		ug/L	
OU4	W-817-01	7/27/21		Tetrachloroethene	<	0.5		ug/L	
OU4	W-817-01	7/27/21		trans-1,2-Dichloroethene	<	0.5		ug/L	
OU4	W-817-01	7/27/21		trans-1,3-Dichloropropene	<	0.5		ug/L	
OU4	W-817-01	7/27/21		Trichloroethene	<	0.5		ug/L	
OU4	W-817-01	7/27/21		Trichlorofluoromethane	<	0.5		ug/L	
OU4	W-817-01	7/27/21		Trichlorotrifluoroethane	<	0.5		ug/L	
OU4	W-817-01	7/27/21		Vinyl chloride	<	0.5		ug/L	
OU4	W-817-01	7/27/21		1,3-Dinitrobenzene	<	2		ug/L	
OU4	W-817-01	7/27/21		1,3,5-Trinitrobenzene	<	2		ug/L	
OU4	W-817-01	7/27/21		2-Amino-4,6-dinitrotoluene	<	2		ug/L	
OU4	W-817-01	7/27/21		2-Nitrotoluene	<	2		ug/L	
OU4	W-817-01	7/27/21		2,4-Dinitrotoluene	<	2		ug/L	
OU4	W-817-01	7/27/21		2,6-Dinitrotoluene	<	2		ug/L	
OU4	W-817-01	7/27/21		3-Nitrotoluene	<	2		ug/L	
OU4	W-817-01	7/27/21		4-Amino-2,6-dinitrotoluene	<	2		ug/L	
OU4	W-817-01	7/27/21		4-Nitrotoluene	<	2		ug/L	
OU4	W-817-01	7/27/21		HMX		14		ug/L	
OU4	W-817-01	7/27/21		Nitrobenzene	<	2		ug/L	
OU4	W-817-01	7/27/21		RDX		36		ug/L	
OU4	W-817-01	7/27/21		TNT	<	2		ug/L	
OU4	W-817-01	10/6/21		Perchlorate		13		ug/L	
OU4	W-817-01	10/6/21		1,1-Dichloroethane	<	0.5		ug/L	
OU4	W-817-01	10/6/21		1,1-Dichloroethene	<	0.5		ug/L	
OU4	W-817-01	10/6/21		1,1,1-Trichloroethane	<	0.5		ug/L	
OU4	W-817-01	10/6/21		1,1,2-Trichloroethane	<	0.5		ug/L	
OU4	W-817-01	10/6/21		1,1,2,2-Tetrachloroethane	<	0.5		ug/L	
OU4	W-817-01	10/6/21		1,2-Dichlorobenzene	<	0.5		ug/L	
OU4	W-817-01	10/6/21		1,2-Dichloroethane	<	0.5		ug/L	
OU4	W-817-01	10/6/21		1,2-Dichloroethene (total)	<	1		ug/L	
OU4	W-817-01	10/6/21		1,2-Dichloropropane	<	0.5		ug/L	
OU4	W-817-01	10/6/21		1,3-Dichlorobenzene	<	0.5		ug/L	
OU4	W-817-01	10/6/21		1,4-Dichlorobenzene	<	0.5		ug/L	
OU4	W-817-01	10/6/21		2-Chloroethylvinylether	<	10		ug/L	
OU4	W-817-01	10/6/21		Bromodichloromethane	<	0.5		ug/L	
OU4	W-817-01	10/6/21		Bromoform	<	0.5		ug/L	
OU4	W-817-01	10/6/21		Bromomethane	<	1		ug/L	
OU4	W-817-01	10/6/21		Carbon tetrachloride	<	0.5		ug/L	
OU4	W-817-01	10/6/21		Chlorobenzene	<	0.5		ug/L	
OU4	W-817-01	10/6/21		Chloroethane	<	0.5		ug/L	
OU4	W-817-01	10/6/21		Chloroform	<	0.5		ug/L	
OU4	W-817-01	10/6/21		Chloromethane	<	0.5		ug/L	
OU4	W-817-01	10/6/21		cis-1,2-Dichloroethene	<	0.5		ug/L	
OU4	W-817-01	10/6/21		cis-1,3-Dichloropropene	<	0.5		ug/L	
OU4	W-817-01	10/6/21		Dibromochloromethane	<	0.5		ug/L	
OU4	W-817-01	10/6/21		Dichlorodifluoromethane	<	0.5		ug/L	
OU4	W-817-01	10/6/21		Methylene chloride	<	1		ug/L	
OU4	W-817-01	10/6/21		Tetrachloroethene	<	0.5		ug/L	
OU4	W-817-01	10/6/21		trans-1,2-Dichloroethene	<	0.5		ug/L	
OU4	W-817-01	10/6/21		trans-1,3-Dichloropropene	<	0.5		ug/L	
OU4	W-817-01	10/6/21		Trichloroethene	<	0.5		ug/L	
OU4	W-817-01	10/6/21		Trichlorofluoromethane	<	0.5		ug/L	
OU4	W-817-01	10/6/21		Trichlorotrifluoroethane	<	0.5		ug/L	
OU4	W-817-01	10/6/21		Vinyl chloride	<	0.5		ug/L	

Attachment 1. Table 1. Groundwater analytical data, Site 300, 2021.

OU	Location	Date	Sample Type	Parameter	LOS Indicator	Result	Error	Units	QA Flag
OU4	W-817-01	10/6/21		1,3-Dinitrobenzene	<	2		ug/L	
OU4	W-817-01	10/6/21		1,3,5-Trinitrobenzene	<	2		ug/L	
OU4	W-817-01	10/6/21		2-Amino-4,6-dinitrotoluene	<	2		ug/L	
OU4	W-817-01	10/6/21		2-Nitrotoluene	<	2		ug/L	
OU4	W-817-01	10/6/21		2,4-Dinitrotoluene	<	2		ug/L	
OU4	W-817-01	10/6/21		2,6-Dinitrotoluene	<	2		ug/L	
OU4	W-817-01	10/6/21		3-Nitrotoluene	<	2		ug/L	
OU4	W-817-01	10/6/21		4-Amino-2,6-dinitrotoluene	<	2		ug/L	
OU4	W-817-01	10/6/21		4-Nitrotoluene	<	2		ug/L	
OU4	W-817-01	10/6/21		HMX	<	1		ug/L	
OU4	W-817-01	10/6/21		Nitrobenzene	<	2		ug/L	
OU4	W-817-01	10/6/21		RDX	<	1		ug/L	
OU4	W-817-01	10/6/21		TNT	<	2		ug/L	
OU4	W-817-03	1/5/21		Nitrate (as NO3)		97		mg/L	D
OU4	W-817-03	1/5/21		Perchlorate		15		ug/L	
OU4	W-817-03	1/5/21		1,1-Dichloroethane	<	0.5		ug/L	
OU4	W-817-03	1/5/21		1,1-Dichloroethene	<	0.5		ug/L	
OU4	W-817-03	1/5/21		1,1,1-Trichloroethane	<	0.5		ug/L	
OU4	W-817-03	1/5/21		1,1,2-Trichloroethane	<	0.5		ug/L	
OU4	W-817-03	1/5/21		1,1,2,2-Tetrachloroethane	<	0.5		ug/L	
OU4	W-817-03	1/5/21		1,2-Dichlorobenzene	<	0.5		ug/L	
OU4	W-817-03	1/5/21		1,2-Dichloroethane	<	0.5		ug/L	
OU4	W-817-03	1/5/21		1,2-Dichloroethene (total)	<	1		ug/L	
OU4	W-817-03	1/5/21		1,2-Dichloropropane	<	0.5		ug/L	
OU4	W-817-03	1/5/21		1,3-Dichlorobenzene	<	0.5		ug/L	
OU4	W-817-03	1/5/21		1,4-Dichlorobenzene	<	0.5		ug/L	
OU4	W-817-03	1/5/21		2-Chloroethylvinylether	<	10		ug/L	
OU4	W-817-03	1/5/21		Bromodichloromethane	<	0.5		ug/L	
OU4	W-817-03	1/5/21		Bromoform	<	0.5		ug/L	
OU4	W-817-03	1/5/21		Bromomethane	<	1		ug/L	
OU4	W-817-03	1/5/21		Carbon tetrachloride	<	0.5		ug/L	
OU4	W-817-03	1/5/21		Chlorobenzene	<	0.5		ug/L	
OU4	W-817-03	1/5/21		Chloroethane	<	0.5		ug/L	
OU4	W-817-03	1/5/21		Chloroform	<	0.5		ug/L	
OU4	W-817-03	1/5/21		Chloromethane	<	0.5		ug/L	
OU4	W-817-03	1/5/21		cis-1,2-Dichloroethene	<	0.5		ug/L	
OU4	W-817-03	1/5/21		cis-1,3-Dichloropropene	<	0.5		ug/L	
OU4	W-817-03	1/5/21		Dibromochloromethane	<	0.5		ug/L	
OU4	W-817-03	1/5/21		Dichlorodifluoromethane	<	0.5		ug/L	
OU4	W-817-03	1/5/21		Methylene chloride	<	1		ug/L	
OU4	W-817-03	1/5/21		Tetrachloroethene	<	0.5		ug/L	
OU4	W-817-03	1/5/21		trans-1,2-Dichloroethene	<	0.5		ug/L	
OU4	W-817-03	1/5/21		trans-1,3-Dichloropropene	<	0.5		ug/L	
OU4	W-817-03	1/5/21		Trichloroethene		7.4		ug/L	
OU4	W-817-03	1/5/21		Trichlorofluoromethane	<	0.5		ug/L	
OU4	W-817-03	1/5/21		Trichlorotrifluoroethane	<	0.5		ug/L	
OU4	W-817-03	1/5/21		Vinyl chloride	<	0.5		ug/L	
OU4	W-817-03	1/5/21		1,3-Dinitrobenzene	<	2		ug/L	
OU4	W-817-03	1/5/21		1,3,5-Trinitrobenzene	<	2		ug/L	
OU4	W-817-03	1/5/21		2-Amino-4,6-dinitrotoluene	<	2		ug/L	
OU4	W-817-03	1/5/21		2-Nitrotoluene	<	2		ug/L	
OU4	W-817-03	1/5/21		2,4-Dinitrotoluene	<	2		ug/L	
OU4	W-817-03	1/5/21		2,6-Dinitrotoluene	<	2		ug/L	
OU4	W-817-03	1/5/21		3-Nitrotoluene	<	2		ug/L	
OU4	W-817-03	1/5/21		4-Amino-2,6-dinitrotoluene	<	2		ug/L	
OU4	W-817-03	1/5/21		4-Nitrotoluene	<	2		ug/L	
OU4	W-817-03	1/5/21		HMX	<	1		ug/L	
OU4	W-817-03	1/5/21		Nitrobenzene	<	2		ug/L	
OU4	W-817-03	1/5/21		RDX		12		ug/L	
OU4	W-817-03	1/5/21		Tetryl	<	2		ug/L	
OU4	W-817-03	1/5/21		TNT	<	2		ug/L	
OU4	W-817-03	5/25/21		1,1-Dichloroethane	<	0.5		ug/L	
OU4	W-817-03	5/25/21		1,1-Dichloroethene	<	0.5		ug/L	
OU4	W-817-03	5/25/21		1,1,1-Trichloroethane	<	0.5		ug/L	
OU4	W-817-03	5/25/21		1,1,2-Trichloroethane	<	0.5		ug/L	
OU4	W-817-03	5/25/21		1,1,2,2-Tetrachloroethane	<	0.5		ug/L	

Attachment 1. Table 1. Groundwater analytical data, Site 300, 2021.

OU	Location	Date	Sample Type	Parameter	LOS Indicator	Result	Error	Units	QA Flag
OU4	W-817-03	5/25/21		1,2-Dichlorobenzene	<	0.5		ug/L	
OU4	W-817-03	5/25/21		1,2-Dichloroethane	<	0.5		ug/L	
OU4	W-817-03	5/25/21		1,2-Dichloroethene (total)	<	1		ug/L	
OU4	W-817-03	5/25/21		1,2-Dichloropropane	<	0.5		ug/L	
OU4	W-817-03	5/25/21		1,3-Dichlorobenzene	<	0.5		ug/L	
OU4	W-817-03	5/25/21		1,4-Dichlorobenzene	<	0.5		ug/L	
OU4	W-817-03	5/25/21		2-Chloroethylvinylether	<	10		ug/L	
OU4	W-817-03	5/25/21		Bromodichloromethane	<	0.5		ug/L	
OU4	W-817-03	5/25/21		Bromoform	<	0.5		ug/L	
OU4	W-817-03	5/25/21		Bromomethane	<	1		ug/L	
OU4	W-817-03	5/25/21		Carbon tetrachloride	<	0.5		ug/L	
OU4	W-817-03	5/25/21		Chlorobenzene	<	0.5		ug/L	
OU4	W-817-03	5/25/21		Chloroethane	<	0.5		ug/L	
OU4	W-817-03	5/25/21		Chloroform	<	0.5		ug/L	
OU4	W-817-03	5/25/21		Chloromethane	<	0.5		ug/L	
OU4	W-817-03	5/25/21		cis-1,2-Dichloroethene	<	0.5		ug/L	
OU4	W-817-03	5/25/21		cis-1,3-Dichloropropene	<	0.5		ug/L	
OU4	W-817-03	5/25/21		Dibromochloromethane	<	0.5		ug/L	
OU4	W-817-03	5/25/21		Dichlorodifluoromethane	<	0.5		ug/L	
OU4	W-817-03	5/25/21		Methylene chloride	<	1		ug/L	
OU4	W-817-03	5/25/21		Tetrachloroethene	<	0.5		ug/L	
OU4	W-817-03	5/25/21		trans-1,2-Dichloroethene	<	0.5		ug/L	
OU4	W-817-03	5/25/21		trans-1,3-Dichloropropene	<	0.5		ug/L	
OU4	W-817-03	5/25/21		Trichloroethene		8.8		ug/L	
OU4	W-817-03	5/25/21		Trichlorofluoromethane	<	0.5		ug/L	
OU4	W-817-03	5/25/21		Trichlorotrifluoroethane	<	0.5		ug/L	
OU4	W-817-03	5/25/21		Vinyl chloride	<	0.5		ug/L	
OU4	W-817-03	8/25/21		1,1-Dichloroethane	<	0.5		ug/L	
OU4	W-817-03	8/25/21		1,1-Dichloroethene	<	0.5		ug/L	
OU4	W-817-03	8/25/21		1,1,1-Trichloroethane	<	0.5		ug/L	
OU4	W-817-03	8/25/21		1,1,2-Trichloroethane	<	0.5		ug/L	
OU4	W-817-03	8/25/21		1,1,2,2-Tetrachloroethane	<	0.5		ug/L	
OU4	W-817-03	8/25/21		1,2-Dichlorobenzene	<	0.5		ug/L	
OU4	W-817-03	8/25/21		1,2-Dichloroethane	<	0.5		ug/L	
OU4	W-817-03	8/25/21		1,2-Dichloroethene (total)	<	1		ug/L	
OU4	W-817-03	8/25/21		1,2-Dichloropropane	<	0.5		ug/L	
OU4	W-817-03	8/25/21		1,3-Dichlorobenzene	<	0.5		ug/L	
OU4	W-817-03	8/25/21		1,4-Dichlorobenzene	<	0.5		ug/L	
OU4	W-817-03	8/25/21		2-Chloroethylvinylether	<	10		ug/L	
OU4	W-817-03	8/25/21		Bromodichloromethane	<	0.5		ug/L	
OU4	W-817-03	8/25/21		Bromoform	<	0.5		ug/L	
OU4	W-817-03	8/25/21		Bromomethane	<	1		ug/L	
OU4	W-817-03	8/25/21		Carbon tetrachloride	<	0.5		ug/L	
OU4	W-817-03	8/25/21		Chlorobenzene	<	0.5		ug/L	
OU4	W-817-03	8/25/21		Chloroethane	<	0.5		ug/L	
OU4	W-817-03	8/25/21		Chloroform	<	0.5		ug/L	
OU4	W-817-03	8/25/21		Chloromethane	<	0.5		ug/L	
OU4	W-817-03	8/25/21		cis-1,2-Dichloroethene	<	0.5		ug/L	
OU4	W-817-03	8/25/21		cis-1,3-Dichloropropene	<	0.5		ug/L	
OU4	W-817-03	8/25/21		Dibromochloromethane	<	0.5		ug/L	
OU4	W-817-03	8/25/21		Dichlorodifluoromethane	<	0.5		ug/L	
OU4	W-817-03	8/25/21		Methylene chloride	<	1		ug/L	
OU4	W-817-03	8/25/21		Tetrachloroethene	<	0.5		ug/L	
OU4	W-817-03	8/25/21		trans-1,2-Dichloroethene	<	0.5		ug/L	
OU4	W-817-03	8/25/21		trans-1,3-Dichloropropene	<	0.5		ug/L	
OU4	W-817-03	8/25/21		Trichloroethene		8.7		ug/L	
OU4	W-817-03	8/25/21		Trichlorofluoromethane	<	0.5		ug/L	
OU4	W-817-03	8/25/21		Trichlorotrifluoroethane	<	0.5		ug/L	
OU4	W-817-03	8/25/21		Vinyl chloride	<	0.5		ug/L	
OU4	W-817-03	8/25/21	DUP	Perchlorate		16		ug/L	
OU4	W-817-03	8/25/21	DUP	1,1-Dichloroethane	<	0.5		ug/L	
OU4	W-817-03	8/25/21	DUP	1,1-Dichloroethene	<	0.5		ug/L	
OU4	W-817-03	8/25/21	DUP	1,1,1-Trichloroethane	<	0.5		ug/L	
OU4	W-817-03	8/25/21	DUP	1,1,2-Trichloroethane	<	0.5		ug/L	
OU4	W-817-03	8/25/21	DUP	1,1,2,2-Tetrachloroethane	<	0.5		ug/L	
OU4	W-817-03	8/25/21	DUP	1,2-Dichlorobenzene	<	0.5		ug/L	

Attachment 1. Table 1. Groundwater analytical data, Site 300, 2021.

OU	Location	Date	Sample Type	Parameter	LOS Indicator	Result	Error	Units	QA Flag
OU4	W-817-03	8/25/21	DUP	1,2-Dichloroethane	<	0.5		ug/L	
OU4	W-817-03	8/25/21	DUP	1,2-Dichloroethene (total)	<	1		ug/L	
OU4	W-817-03	8/25/21	DUP	1,2-Dichloropropane	<	0.5		ug/L	
OU4	W-817-03	8/25/21	DUP	1,3-Dichlorobenzene	<	0.5		ug/L	
OU4	W-817-03	8/25/21	DUP	1,4-Dichlorobenzene	<	0.5		ug/L	
OU4	W-817-03	8/25/21	DUP	2-Chloroethylvinylether	<	10		ug/L	
OU4	W-817-03	8/25/21	DUP	Bromodichloromethane	<	0.5		ug/L	
OU4	W-817-03	8/25/21	DUP	Bromoform	<	0.5		ug/L	
OU4	W-817-03	8/25/21	DUP	Bromomethane	<	1		ug/L	
OU4	W-817-03	8/25/21	DUP	Carbon tetrachloride	<	0.5		ug/L	
OU4	W-817-03	8/25/21	DUP	Chlorobenzene	<	0.5		ug/L	
OU4	W-817-03	8/25/21	DUP	Chloroethane	<	0.5		ug/L	
OU4	W-817-03	8/25/21	DUP	Chloroform	<	0.5		ug/L	
OU4	W-817-03	8/25/21	DUP	Chloromethane	<	0.5		ug/L	
OU4	W-817-03	8/25/21	DUP	cis-1,2-Dichloroethene	<	0.5		ug/L	
OU4	W-817-03	8/25/21	DUP	cis-1,3-Dichloropropene	<	0.5		ug/L	
OU4	W-817-03	8/25/21	DUP	Dibromochloromethane	<	0.5		ug/L	
OU4	W-817-03	8/25/21	DUP	Dichlorodifluoromethane	<	0.5		ug/L	
OU4	W-817-03	8/25/21	DUP	Methylene chloride	<	1		ug/L	
OU4	W-817-03	8/25/21	DUP	Tetrachloroethene	<	0.5		ug/L	
OU4	W-817-03	8/25/21	DUP	trans-1,2-Dichloroethene	<	0.5		ug/L	
OU4	W-817-03	8/25/21	DUP	trans-1,3-Dichloropropene	<	0.5		ug/L	
OU4	W-817-03	8/25/21	DUP	Trichloroethene		8.8		ug/L	
OU4	W-817-03	8/25/21	DUP	Trichlorofluoromethane	<	0.5		ug/L	
OU4	W-817-03	8/25/21	DUP	Trichlorotrifluoroethane	<	0.5		ug/L	
OU4	W-817-03	8/25/21	DUP	Vinyl chloride	<	0.5		ug/L	
OU4	W-817-03	8/25/21	DUP	1,3-Dinitrobenzene	<	2		ug/L	
OU4	W-817-03	8/25/21	DUP	1,3,5-Trinitrobenzene	<	2		ug/L	
OU4	W-817-03	8/25/21	DUP	2-Amino-4,6-dinitrotoluene	<	2		ug/L	
OU4	W-817-03	8/25/21	DUP	2-Nitrotoluene	<	2		ug/L	
OU4	W-817-03	8/25/21	DUP	2,4-Dinitrotoluene	<	2		ug/L	
OU4	W-817-03	8/25/21	DUP	2,6-Dinitrotoluene	<	2		ug/L	
OU4	W-817-03	8/25/21	DUP	3-Nitrotoluene	<	2		ug/L	
OU4	W-817-03	8/25/21	DUP	4-Amino-2,6-dinitrotoluene	<	2		ug/L	
OU4	W-817-03	8/25/21	DUP	4-Nitrotoluene	<	2		ug/L	
OU4	W-817-03	8/25/21	DUP	HMX	<	1		ug/L	
OU4	W-817-03	8/25/21	DUP	Nitrobenzene	<	2		ug/L	
OU4	W-817-03	8/25/21	DUP	RDX		17		ug/L	
OU4	W-817-03	8/25/21	DUP	Tetryl	<	2		ug/L	
OU4	W-817-03	8/25/21	DUP	TNT	<	2		ug/L	
OU4	W-817-03	10/5/21		1,1-Dichloroethane	<	0.5		ug/L	
OU4	W-817-03	10/5/21		1,1-Dichloroethene	<	0.5		ug/L	
OU4	W-817-03	10/5/21		1,1,1-Trichloroethane	<	0.5		ug/L	
OU4	W-817-03	10/5/21		1,1,2-Trichloroethane	<	0.5		ug/L	
OU4	W-817-03	10/5/21		1,1,2,2-Tetrachloroethane	<	0.5		ug/L	
OU4	W-817-03	10/5/21		1,2-Dichlorobenzene	<	0.5		ug/L	
OU4	W-817-03	10/5/21		1,2-Dichloroethane	<	0.5		ug/L	
OU4	W-817-03	10/5/21		1,2-Dichloroethene (total)	<	1		ug/L	
OU4	W-817-03	10/5/21		1,2-Dichloropropane	<	0.5		ug/L	
OU4	W-817-03	10/5/21		1,3-Dichlorobenzene	<	0.5		ug/L	
OU4	W-817-03	10/5/21		1,4-Dichlorobenzene	<	0.5		ug/L	
OU4	W-817-03	10/5/21		2-Chloroethylvinylether	<	10		ug/L	
OU4	W-817-03	10/5/21		Bromodichloromethane	<	0.5		ug/L	
OU4	W-817-03	10/5/21		Bromoform	<	0.5		ug/L	
OU4	W-817-03	10/5/21		Bromomethane	<	1		ug/L	
OU4	W-817-03	10/5/21		Carbon tetrachloride	<	0.5		ug/L	
OU4	W-817-03	10/5/21		Chlorobenzene	<	0.5		ug/L	
OU4	W-817-03	10/5/21		Chloroethane	<	0.5		ug/L	
OU4	W-817-03	10/5/21		Chloroform	<	0.5		ug/L	
OU4	W-817-03	10/5/21		Chloromethane	<	0.5		ug/L	
OU4	W-817-03	10/5/21		cis-1,2-Dichloroethene	<	0.5		ug/L	
OU4	W-817-03	10/5/21		cis-1,3-Dichloropropene	<	0.5		ug/L	
OU4	W-817-03	10/5/21		Dibromochloromethane	<	0.5		ug/L	
OU4	W-817-03	10/5/21		Dichlorodifluoromethane	<	0.5		ug/L	
OU4	W-817-03	10/5/21		Methylene chloride	<	1		ug/L	
OU4	W-817-03	10/5/21		Tetrachloroethene	<	0.5		ug/L	

Attachment 1. Table 1. Groundwater analytical data, Site 300, 2021.

OU	Location	Date	Sample Type	Parameter	LOS Indicator	Result	Error	Units	QA Flag
OU4	W-817-03	10/5/21		trans-1,2-Dichloroethene	<	0.5		ug/L	
OU4	W-817-03	10/5/21		trans-1,3-Dichloropropene	<	0.5		ug/L	
OU4	W-817-03	10/5/21		Trichloroethene		9		ug/L	
OU4	W-817-03	10/5/21		Trichlorofluoromethane	<	0.5		ug/L	
OU4	W-817-03	10/5/21		Trichlorotrifluoroethane	<	0.5		ug/L	
OU4	W-817-03	10/5/21		Vinyl chloride	<	0.5		ug/L	
OU4	W-817-03A	3/8/21		Nitrate (as NO3)		120		mg/L	D
OU4	W-817-03A	3/8/21		Perchlorate		9.6		ug/L	
OU4	W-817-03A	3/8/21		1,1-Dichloroethane	<	0.5		ug/L	
OU4	W-817-03A	3/8/21		1,1-Dichloroethene	<	0.5		ug/L	
OU4	W-817-03A	3/8/21		1,1,1-Trichloroethane	<	0.5		ug/L	
OU4	W-817-03A	3/8/21		1,1,2-Trichloroethane	<	0.5		ug/L	
OU4	W-817-03A	3/8/21		1,1,2,2-Tetrachloroethane	<	0.5		ug/L	
OU4	W-817-03A	3/8/21		1,2-Dichlorobenzene	<	0.5		ug/L	
OU4	W-817-03A	3/8/21		1,2-Dichloroethane	<	0.5		ug/L	
OU4	W-817-03A	3/8/21		1,2-Dichloroethene (total)	<	1		ug/L	
OU4	W-817-03A	3/8/21		1,2-Dichloropropane	<	0.5		ug/L	
OU4	W-817-03A	3/8/21		1,3-Dichlorobenzene	<	0.5		ug/L	
OU4	W-817-03A	3/8/21		1,4-Dichlorobenzene	<	0.5		ug/L	
OU4	W-817-03A	3/8/21		2-Chloroethylvinylether	<	10		ug/L	
OU4	W-817-03A	3/8/21		Bromodichloromethane	<	0.5		ug/L	
OU4	W-817-03A	3/8/21		Bromoform	<	0.5		ug/L	
OU4	W-817-03A	3/8/21		Bromomethane	<	1		ug/L	
OU4	W-817-03A	3/8/21		Carbon tetrachloride	<	0.5		ug/L	
OU4	W-817-03A	3/8/21		Chlorobenzene	<	0.5		ug/L	
OU4	W-817-03A	3/8/21		Chloroethane	<	0.5		ug/L	
OU4	W-817-03A	3/8/21		Chloroform	<	0.5		ug/L	
OU4	W-817-03A	3/8/21		Chloromethane	<	0.5		ug/L	
OU4	W-817-03A	3/8/21		cis-1,2-Dichloroethene	<	0.5		ug/L	
OU4	W-817-03A	3/8/21		cis-1,3-Dichloropropene	<	0.5		ug/L	
OU4	W-817-03A	3/8/21		Dibromochloromethane	<	0.5		ug/L	
OU4	W-817-03A	3/8/21		Dichlorodifluoromethane	<	0.5		ug/L	
OU4	W-817-03A	3/8/21		Methylene chloride	<	1		ug/L	
OU4	W-817-03A	3/8/21		Tetrachloroethene	<	0.5		ug/L	
OU4	W-817-03A	3/8/21		trans-1,2-Dichloroethene	<	0.5		ug/L	
OU4	W-817-03A	3/8/21		trans-1,3-Dichloropropene	<	0.5		ug/L	
OU4	W-817-03A	3/8/21		Trichloroethene		11		ug/L	
OU4	W-817-03A	3/8/21		Trichlorofluoromethane	<	0.5		ug/L	
OU4	W-817-03A	3/8/21		Trichlorotrifluoroethane	<	0.5		ug/L	
OU4	W-817-03A	3/8/21		Vinyl chloride	<	0.5		ug/L	
OU4	W-817-03A	3/8/21		1,3-Dinitrobenzene	<	2		ug/L	
OU4	W-817-03A	3/8/21		1,3,5-Trinitrobenzene	<	2		ug/L	
OU4	W-817-03A	3/8/21		2-Amino-4,6-dinitrotoluene	<	2		ug/L	
OU4	W-817-03A	3/8/21		2-Nitrotoluene	<	2		ug/L	
OU4	W-817-03A	3/8/21		2,4-Dinitrotoluene	<	2		ug/L	
OU4	W-817-03A	3/8/21		2,6-Dinitrotoluene	<	2		ug/L	
OU4	W-817-03A	3/8/21		3-Nitrotoluene	<	2		ug/L	
OU4	W-817-03A	3/8/21		4-Amino-2,6-dinitrotoluene	<	2		ug/L	
OU4	W-817-03A	3/8/21		4-Nitrotoluene	<	2		ug/L	
OU4	W-817-03A	3/8/21		HMX	<	1		ug/L	
OU4	W-817-03A	3/8/21		Nitrobenzene	<	2		ug/L	
OU4	W-817-03A	3/8/21		RDX	<	1		ug/L	
OU4	W-817-03A	3/8/21		TNT	<	2		ug/L	
OU4	W-817-03A	3/8/21		Field Oxidation Potential (Eh)		125		mVolts	
OU4	W-817-03A	3/8/21		Field pH		7.87		Units	
OU4	W-817-03A	3/8/21		Field Specific Conductance		2322		umhos/cm	
OU4	W-817-03A	3/8/21		Field Temperature		17.9		Degrees C	
OU4	W-817-04	3/8/21		Nitrate (as NO3)		97		mg/L	D
OU4	W-817-04	3/8/21		Perchlorate		13		ug/L	
OU4	W-817-04	3/8/21		1,1-Dichloroethane	<	0.5		ug/L	
OU4	W-817-04	3/8/21		1,1-Dichloroethene	<	0.5		ug/L	
OU4	W-817-04	3/8/21		1,1,1-Trichloroethane	<	0.5		ug/L	
OU4	W-817-04	3/8/21		1,1,2-Trichloroethane	<	0.5		ug/L	
OU4	W-817-04	3/8/21		1,1,2,2-Tetrachloroethane	<	0.5		ug/L	
OU4	W-817-04	3/8/21		1,2-Dichlorobenzene	<	0.5		ug/L	
OU4	W-817-04	3/8/21		1,2-Dichloroethane	<	0.5		ug/L	

Attachment 1. Table 1. Groundwater analytical data, Site 300, 2021.

OU	Location	Date	Sample Type	Parameter	LOS Indicator	Result	Error	Units	QA Flag
OU4	W-817-04	3/8/21		1,2-Dichloroethene (total)	<	1		ug/L	
OU4	W-817-04	3/8/21		1,2-Dichloropropane	<	0.5		ug/L	
OU4	W-817-04	3/8/21		1,3-Dichlorobenzene	<	0.5		ug/L	
OU4	W-817-04	3/8/21		1,4-Dichlorobenzene	<	0.5		ug/L	
OU4	W-817-04	3/8/21		2-Chloroethylvinylether	<	10		ug/L	
OU4	W-817-04	3/8/21		Bromodichloromethane	<	0.5		ug/L	
OU4	W-817-04	3/8/21		Bromoform	<	0.5		ug/L	
OU4	W-817-04	3/8/21		Bromomethane	<	1		ug/L	
OU4	W-817-04	3/8/21		Carbon tetrachloride	<	0.5		ug/L	
OU4	W-817-04	3/8/21		Chlorobenzene	<	0.5		ug/L	
OU4	W-817-04	3/8/21		Chloroethane	<	0.5		ug/L	
OU4	W-817-04	3/8/21		Chloroform	<	0.5		ug/L	
OU4	W-817-04	3/8/21		Chloromethane	<	0.5		ug/L	
OU4	W-817-04	3/8/21		cis-1,2-Dichloroethene	<	0.5		ug/L	
OU4	W-817-04	3/8/21		cis-1,3-Dichloropropene	<	0.5		ug/L	
OU4	W-817-04	3/8/21		Dibromochloromethane	<	0.5		ug/L	
OU4	W-817-04	3/8/21		Dichlorodifluoromethane	<	0.5		ug/L	
OU4	W-817-04	3/8/21		Methylene chloride	<	1		ug/L	
OU4	W-817-04	3/8/21		Tetrachloroethene	<	0.5		ug/L	
OU4	W-817-04	3/8/21		trans-1,2-Dichloroethene	<	0.5		ug/L	
OU4	W-817-04	3/8/21		trans-1,3-Dichloropropene	<	0.5		ug/L	
OU4	W-817-04	3/8/21		Trichloroethene		9.3		ug/L	
OU4	W-817-04	3/8/21		Trichlorofluoromethane	<	0.5		ug/L	
OU4	W-817-04	3/8/21		Trichlorotrifluoroethane	<	0.5		ug/L	
OU4	W-817-04	3/8/21		Vinyl chloride	<	0.5		ug/L	
OU4	W-817-04	3/8/21		1,3-Dinitrobenzene	<	2		ug/L	
OU4	W-817-04	3/8/21		1,3,5-Trinitrobenzene	<	2		ug/L	
OU4	W-817-04	3/8/21		2-Amino-4,6-dinitrotoluene	<	2		ug/L	
OU4	W-817-04	3/8/21		2-Nitrotoluene	<	2		ug/L	
OU4	W-817-04	3/8/21		2,4-Dinitrotoluene	<	2		ug/L	
OU4	W-817-04	3/8/21		2,6-Dinitrotoluene	<	2		ug/L	
OU4	W-817-04	3/8/21		3-Nitrotoluene	<	2		ug/L	
OU4	W-817-04	3/8/21		4-Amino-2,6-dinitrotoluene	<	2		ug/L	
OU4	W-817-04	3/8/21		4-Nitrotoluene	<	2		ug/L	
OU4	W-817-04	3/8/21		HMX	<	1		ug/L	
OU4	W-817-04	3/8/21		Nitrobenzene	<	2		ug/L	
OU4	W-817-04	3/8/21		RDX		11		ug/L	
OU4	W-817-04	3/8/21		TNT	<	2		ug/L	
OU4	W-817-04	3/8/21		Field Oxidation Potential (Eh)		134		mVolts	
OU4	W-817-04	3/8/21		Field pH		8.17		Units	
OU4	W-817-04	3/8/21		Field Specific Conductance		1667		umhos/cm	
OU4	W-817-04	3/8/21		Field Temperature		19.2		Degrees C	
OU4	W-817-04	3/8/21	DUP	Nitrate (as NO3)		97		mg/L	D
OU4	W-817-04	3/8/21	DUP	Perchlorate		13		ug/L	
OU4	W-817-04	3/8/21	DUP	1,1-Dichloroethane	<	0.5		ug/L	
OU4	W-817-04	3/8/21	DUP	1,1-Dichloroethene	<	0.5		ug/L	
OU4	W-817-04	3/8/21	DUP	1,1,1-Trichloroethane	<	0.5		ug/L	
OU4	W-817-04	3/8/21	DUP	1,1,2-Trichloroethane	<	0.5		ug/L	
OU4	W-817-04	3/8/21	DUP	1,1,2,2-Tetrachloroethane	<	0.5		ug/L	
OU4	W-817-04	3/8/21	DUP	1,2-Dichlorobenzene	<	0.5		ug/L	
OU4	W-817-04	3/8/21	DUP	1,2-Dichloroethane	<	0.5		ug/L	
OU4	W-817-04	3/8/21	DUP	1,2-Dichloroethene (total)	<	1		ug/L	
OU4	W-817-04	3/8/21	DUP	1,2-Dichloropropane	<	0.5		ug/L	
OU4	W-817-04	3/8/21	DUP	1,3-Dichlorobenzene	<	0.5		ug/L	
OU4	W-817-04	3/8/21	DUP	1,4-Dichlorobenzene	<	0.5		ug/L	
OU4	W-817-04	3/8/21	DUP	2-Chloroethylvinylether	<	10		ug/L	
OU4	W-817-04	3/8/21	DUP	Bromodichloromethane	<	0.5		ug/L	
OU4	W-817-04	3/8/21	DUP	Bromoform	<	0.5		ug/L	
OU4	W-817-04	3/8/21	DUP	Bromomethane	<	1		ug/L	
OU4	W-817-04	3/8/21	DUP	Carbon tetrachloride	<	0.5		ug/L	
OU4	W-817-04	3/8/21	DUP	Chlorobenzene	<	0.5		ug/L	
OU4	W-817-04	3/8/21	DUP	Chloroethane	<	0.5		ug/L	
OU4	W-817-04	3/8/21	DUP	Chloroform	<	0.5		ug/L	
OU4	W-817-04	3/8/21	DUP	Chloromethane	<	0.5		ug/L	
OU4	W-817-04	3/8/21	DUP	cis-1,2-Dichloroethene	<	0.5		ug/L	
OU4	W-817-04	3/8/21	DUP	cis-1,3-Dichloropropene	<	0.5		ug/L	

Attachment 1. Table 1. Groundwater analytical data, Site 300, 2021.

OU	Location	Date	Sample Type	Parameter	LOS Indicator	Result	Error	Units	QA Flag
OU4	W-817-04	3/8/21	DUP	Dibromochloromethane	<	0.5		ug/L	
OU4	W-817-04	3/8/21	DUP	Dichlorodifluoromethane	<	0.5		ug/L	
OU4	W-817-04	3/8/21	DUP	Methylene chloride	<	1		ug/L	
OU4	W-817-04	3/8/21	DUP	Tetrachloroethene	<	0.5		ug/L	
OU4	W-817-04	3/8/21	DUP	trans-1,2-Dichloroethene	<	0.5		ug/L	
OU4	W-817-04	3/8/21	DUP	trans-1,3-Dichloropropene	<	0.5		ug/L	
OU4	W-817-04	3/8/21	DUP	Trichloroethene		9.2		ug/L	
OU4	W-817-04	3/8/21	DUP	Trichlorofluoromethane	<	0.5		ug/L	
OU4	W-817-04	3/8/21	DUP	Trichlorotrifluoroethane	<	0.5		ug/L	
OU4	W-817-04	3/8/21	DUP	Vinyl chloride	<	0.5		ug/L	
OU4	W-817-04	3/8/21	DUP	1,3-Dinitrobenzene	<	2		ug/L	
OU4	W-817-04	3/8/21	DUP	1,3,5-Trinitrobenzene	<	2		ug/L	
OU4	W-817-04	3/8/21	DUP	2-Amino-4,6-dinitrotoluene	<	2		ug/L	
OU4	W-817-04	3/8/21	DUP	2-Nitrotoluene	<	2		ug/L	
OU4	W-817-04	3/8/21	DUP	2,4-Dinitrotoluene	<	2		ug/L	
OU4	W-817-04	3/8/21	DUP	2,6-Dinitrotoluene	<	2		ug/L	
OU4	W-817-04	3/8/21	DUP	3-Nitrotoluene	<	2		ug/L	
OU4	W-817-04	3/8/21	DUP	4-Amino-2,6-dinitrotoluene	<	2		ug/L	
OU4	W-817-04	3/8/21	DUP	4-Nitrotoluene	<	2		ug/L	
OU4	W-817-04	3/8/21	DUP	HMX	<	1		ug/L	
OU4	W-817-04	3/8/21	DUP	Nitrobenzene	<	2		ug/L	
OU4	W-817-04	3/8/21	DUP	RDX		12		ug/L	
OU4	W-817-04	3/8/21	DUP	TNT	<	2		ug/L	
OU4	W-817-04	9/23/21		1,1-Dichloroethane	<	0.5		ug/L	
OU4	W-817-04	9/23/21		1,1-Dichloroethene	<	0.5		ug/L	
OU4	W-817-04	9/23/21		1,1,1-Trichloroethane	<	0.5		ug/L	
OU4	W-817-04	9/23/21		1,1,2-Trichloroethane	<	0.5		ug/L	
OU4	W-817-04	9/23/21		1,1,2,2-Tetrachloroethane	<	0.5		ug/L	
OU4	W-817-04	9/23/21		1,2-Dichlorobenzene	<	0.5		ug/L	
OU4	W-817-04	9/23/21		1,2-Dichloroethane	<	0.5		ug/L	
OU4	W-817-04	9/23/21		1,2-Dichloroethene (total)	<	1		ug/L	
OU4	W-817-04	9/23/21		1,2-Dichloropropane	<	0.5		ug/L	
OU4	W-817-04	9/23/21		1,3-Dichlorobenzene	<	0.5		ug/L	
OU4	W-817-04	9/23/21		1,4-Dichlorobenzene	<	0.5		ug/L	
OU4	W-817-04	9/23/21		2-Chloroethylvinylether	<	10		ug/L	
OU4	W-817-04	9/23/21		Bromodichloromethane	<	0.5		ug/L	
OU4	W-817-04	9/23/21		Bromoform	<	0.5		ug/L	
OU4	W-817-04	9/23/21		Bromomethane	<	1		ug/L	
OU4	W-817-04	9/23/21		Carbon tetrachloride	<	0.5		ug/L	
OU4	W-817-04	9/23/21		Chlorobenzene	<	0.5		ug/L	
OU4	W-817-04	9/23/21		Chloroethane	<	0.5		ug/L	
OU4	W-817-04	9/23/21		Chloroform	<	0.5		ug/L	
OU4	W-817-04	9/23/21		Chloromethane	<	0.5		ug/L	
OU4	W-817-04	9/23/21		cis-1,2-Dichloroethene	<	0.5		ug/L	
OU4	W-817-04	9/23/21		cis-1,3-Dichloropropene	<	0.5		ug/L	
OU4	W-817-04	9/23/21		Dibromochloromethane	<	0.5		ug/L	
OU4	W-817-04	9/23/21		Dichlorodifluoromethane	<	0.5		ug/L	
OU4	W-817-04	9/23/21		Methylene chloride	<	1		ug/L	
OU4	W-817-04	9/23/21		Tetrachloroethene	<	0.5		ug/L	
OU4	W-817-04	9/23/21		trans-1,2-Dichloroethene	<	0.5		ug/L	
OU4	W-817-04	9/23/21		trans-1,3-Dichloropropene	<	0.5		ug/L	
OU4	W-817-04	9/23/21		Trichloroethene		10		ug/L	
OU4	W-817-04	9/23/21		Trichlorofluoromethane	<	0.5		ug/L	
OU4	W-817-04	9/23/21		Trichlorotrifluoroethane	<	0.5		ug/L	
OU4	W-817-04	9/23/21		Vinyl chloride	<	0.5		ug/L	
OU4	W-817-04	9/23/21		Field Oxidation Potential (Eh)		52		mVolts	
OU4	W-817-04	9/23/21		Field pH		8.17		Units	
OU4	W-817-04	9/23/21		Field Specific Conductance		1618		umhos/cm	
OU4	W-817-04	9/23/21		Field Temperature		21.9		Degrees C	
OU4	W-817-05	3/18/21		Nitrate (as NO3)		3.1		mg/L	
OU4	W-817-05	3/18/21		Perchlorate	<	4		ug/L	
OU4	W-817-05	3/18/21		1,1-Dichloroethane	<	0.5		ug/L	
OU4	W-817-05	3/18/21		1,1-Dichloroethene	<	0.5		ug/L	
OU4	W-817-05	3/18/21		1,1,1-Trichloroethane	<	0.5		ug/L	
OU4	W-817-05	3/18/21		1,1,2-Trichloroethane	<	0.5		ug/L	
OU4	W-817-05	3/18/21		1,1,2,2-Tetrachloroethane	<	0.5		ug/L	

Attachment 1. Table 1. Groundwater analytical data, Site 300, 2021.

OU	Location	Date	Sample Type	Parameter	LOS Indicator	Result	Error	Units	QA Flag
OU4	W-817-05	3/18/21		1,2-Dichlorobenzene	<	0.5		ug/L	
OU4	W-817-05	3/18/21		1,2-Dichloroethane	<	0.5		ug/L	
OU4	W-817-05	3/18/21		1,2-Dichloroethene (total)	<	1		ug/L	
OU4	W-817-05	3/18/21		1,2-Dichloropropane	<	0.5		ug/L	
OU4	W-817-05	3/18/21		1,3-Dichlorobenzene	<	0.5		ug/L	
OU4	W-817-05	3/18/21		1,4-Dichlorobenzene	<	0.5		ug/L	
OU4	W-817-05	3/18/21		2-Chloroethylvinylether	<	10		ug/L	
OU4	W-817-05	3/18/21		Bromodichloromethane	<	0.5		ug/L	
OU4	W-817-05	3/18/21		Bromoform	<	0.5		ug/L	
OU4	W-817-05	3/18/21		Bromomethane	<	1		ug/L	
OU4	W-817-05	3/18/21		Carbon tetrachloride	<	0.5		ug/L	
OU4	W-817-05	3/18/21		Chlorobenzene	<	0.5		ug/L	
OU4	W-817-05	3/18/21		Chloroethane	<	0.5		ug/L	
OU4	W-817-05	3/18/21		Chloroform	<	0.5		ug/L	
OU4	W-817-05	3/18/21		Chloromethane	<	0.5		ug/L	
OU4	W-817-05	3/18/21		cis-1,2-Dichloroethene	<	0.5		ug/L	
OU4	W-817-05	3/18/21		cis-1,3-Dichloropropene	<	0.5		ug/L	
OU4	W-817-05	3/18/21		Dibromochloromethane	<	0.5		ug/L	
OU4	W-817-05	3/18/21		Dichlorodifluoromethane	<	0.5		ug/L	
OU4	W-817-05	3/18/21		Methylene chloride	<	1		ug/L	
OU4	W-817-05	3/18/21		Tetrachloroethene	<	0.5		ug/L	
OU4	W-817-05	3/18/21		trans-1,2-Dichloroethene	<	0.5		ug/L	
OU4	W-817-05	3/18/21		trans-1,3-Dichloropropene	<	0.5		ug/L	
OU4	W-817-05	3/18/21		Trichloroethene	<	0.5		ug/L	
OU4	W-817-05	3/18/21		Trichlorofluoromethane	<	0.5		ug/L	
OU4	W-817-05	3/18/21		Trichlorotrifluoroethane	<	0.5		ug/L	
OU4	W-817-05	3/18/21		Vinyl chloride	<	0.5		ug/L	
OU4	W-817-05	3/18/21		1,3-Dinitrobenzene	<	2.3		ug/L	D
OU4	W-817-05	3/18/21		1,3,5-Trinitrobenzene	<	2.3		ug/L	D
OU4	W-817-05	3/18/21		2-Amino-4,6-dinitrotoluene	<	2.3		ug/L	D
OU4	W-817-05	3/18/21		2-Nitrotoluene	<	2.3		ug/L	D
OU4	W-817-05	3/18/21		2,4-Dinitrotoluene	<	2.3		ug/L	D
OU4	W-817-05	3/18/21		2,6-Dinitrotoluene	<	2.3		ug/L	D
OU4	W-817-05	3/18/21		3-Nitrotoluene	<	2.3		ug/L	D
OU4	W-817-05	3/18/21		4-Amino-2,6-dinitrotoluene	<	2.3		ug/L	D
OU4	W-817-05	3/18/21		4-Nitrotoluene	<	2.3		ug/L	D
OU4	W-817-05	3/18/21		HMX	<	1.1		ug/L	D
OU4	W-817-05	3/18/21		Nitrobenzene	<	2.3		ug/L	D
OU4	W-817-05	3/18/21		RDX	<	1.1		ug/L	D
OU4	W-817-05	3/18/21		TNT	<	2.3		ug/L	D
OU4	W-817-06A	3/18/21		Nitrate (as NO3)		54		mg/L	D
OU4	W-817-06A	3/18/21		Perchlorate	<	4		ug/L	
OU4	W-817-06A	3/18/21		1,1-Dichloroethane	<	0.5		ug/L	
OU4	W-817-06A	3/18/21		1,1-Dichloroethene	<	0.5		ug/L	
OU4	W-817-06A	3/18/21		1,1,1-Trichloroethane	<	0.5		ug/L	
OU4	W-817-06A	3/18/21		1,1,2-Trichloroethane	<	0.5		ug/L	
OU4	W-817-06A	3/18/21		1,1,2,2-Tetrachloroethane	<	0.5		ug/L	
OU4	W-817-06A	3/18/21		1,2-Dichlorobenzene	<	0.5		ug/L	
OU4	W-817-06A	3/18/21		1,2-Dichloroethane	<	0.5		ug/L	
OU4	W-817-06A	3/18/21		1,2-Dichloroethene (total)	<	1		ug/L	
OU4	W-817-06A	3/18/21		1,2-Dichloropropane	<	0.5		ug/L	
OU4	W-817-06A	3/18/21		1,3-Dichlorobenzene	<	0.5		ug/L	
OU4	W-817-06A	3/18/21		1,4-Dichlorobenzene	<	0.5		ug/L	
OU4	W-817-06A	3/18/21		2-Chloroethylvinylether	<	10		ug/L	
OU4	W-817-06A	3/18/21		Bromodichloromethane	<	0.5		ug/L	
OU4	W-817-06A	3/18/21		Bromoform	<	0.5		ug/L	
OU4	W-817-06A	3/18/21		Bromomethane	<	1		ug/L	
OU4	W-817-06A	3/18/21		Carbon tetrachloride	<	0.5		ug/L	
OU4	W-817-06A	3/18/21		Chlorobenzene	<	0.5		ug/L	
OU4	W-817-06A	3/18/21		Chloroethane	<	0.5		ug/L	
OU4	W-817-06A	3/18/21		Chloroform	<	0.5		ug/L	
OU4	W-817-06A	3/18/21		Chloromethane	<	0.5		ug/L	
OU4	W-817-06A	3/18/21		cis-1,2-Dichloroethene	<	0.5		ug/L	
OU4	W-817-06A	3/18/21		cis-1,3-Dichloropropene	<	0.5		ug/L	
OU4	W-817-06A	3/18/21		Dibromochloromethane	<	0.5		ug/L	
OU4	W-817-06A	3/18/21		Dichlorodifluoromethane	<	0.5		ug/L	

Attachment 1. Table 1. Groundwater analytical data, Site 300, 2021.

OU	Location	Date	Sample Type	Parameter	LOS Indicator	Result	Error	Units	QA Flag
OU4	W-817-06A	3/18/21		Methylene chloride	<	1		ug/L	
OU4	W-817-06A	3/18/21		Tetrachloroethene	<	0.5		ug/L	
OU4	W-817-06A	3/18/21		trans-1,2-Dichloroethene	<	0.5		ug/L	
OU4	W-817-06A	3/18/21		trans-1,3-Dichloropropene	<	0.5		ug/L	
OU4	W-817-06A	3/18/21		Trichloroethene	<	0.5		ug/L	
OU4	W-817-06A	3/18/21		Trichlorofluoromethane	<	0.5		ug/L	
OU4	W-817-06A	3/18/21		Trichlorotrifluoroethane	<	0.5		ug/L	
OU4	W-817-06A	3/18/21		Vinyl chloride	<	0.5		ug/L	
OU4	W-817-06A	3/18/21		1,3-Dinitrobenzene	<	2		ug/L	D
OU4	W-817-06A	3/18/21		1,3,5-Trinitrobenzene	<	2		ug/L	D
OU4	W-817-06A	3/18/21		2-Amino-4,6-dinitrotoluene	<	2		ug/L	D
OU4	W-817-06A	3/18/21		2-Nitrotoluene	<	2		ug/L	D
OU4	W-817-06A	3/18/21		2,4-Dinitrotoluene	<	2		ug/L	D
OU4	W-817-06A	3/18/21		2,6-Dinitrotoluene	<	2		ug/L	D
OU4	W-817-06A	3/18/21		3-Nitrotoluene	<	2		ug/L	D
OU4	W-817-06A	3/18/21		4-Amino-2,6-dinitrotoluene	<	2		ug/L	D
OU4	W-817-06A	3/18/21		4-Nitrotoluene	<	2		ug/L	D
OU4	W-817-06A	3/18/21		HMX	<	1		ug/L	D
OU4	W-817-06A	3/18/21		Nitrobenzene	<	2		ug/L	D
OU4	W-817-06A	3/18/21		RDX	<	1		ug/L	D
OU4	W-817-06A	3/18/21		TNT	<	2		ug/L	D
OU4	W-817-2318	3/15/21		Nitrate (as NO3)		130		mg/L	D
OU4	W-817-2318	3/15/21		Perchlorate		9.4		ug/L	
OU4	W-817-2318	3/15/21		1,1-Dichloroethane	<	0.5		ug/L	
OU4	W-817-2318	3/15/21		1,1-Dichloroethene	<	0.5		ug/L	
OU4	W-817-2318	3/15/21		1,1,1-Trichloroethane	<	0.5		ug/L	
OU4	W-817-2318	3/15/21		1,1,2-Trichloroethane	<	0.5		ug/L	
OU4	W-817-2318	3/15/21		1,1,2,2-Tetrachloroethane	<	0.5		ug/L	
OU4	W-817-2318	3/15/21		1,2-Dichlorobenzene	<	0.5		ug/L	
OU4	W-817-2318	3/15/21		1,2-Dichloroethane	<	0.5		ug/L	
OU4	W-817-2318	3/15/21		1,2-Dichloroethene (total)	<	1		ug/L	
OU4	W-817-2318	3/15/21		1,2-Dichloropropane	<	0.5		ug/L	
OU4	W-817-2318	3/15/21		1,3-Dichlorobenzene	<	0.5		ug/L	
OU4	W-817-2318	3/15/21		1,4-Dichlorobenzene	<	0.5		ug/L	
OU4	W-817-2318	3/15/21		2-Chloroethylvinylether	<	10		ug/L	
OU4	W-817-2318	3/15/21		Bromodichloromethane	<	0.5		ug/L	
OU4	W-817-2318	3/15/21		Bromoform	<	0.5		ug/L	
OU4	W-817-2318	3/15/21		Bromomethane	<	1		ug/L	
OU4	W-817-2318	3/15/21		Carbon tetrachloride	<	0.5		ug/L	
OU4	W-817-2318	3/15/21		Chlorobenzene	<	0.5		ug/L	
OU4	W-817-2318	3/15/21		Chloroethane	<	0.5		ug/L	
OU4	W-817-2318	3/15/21		Chloroform	<	0.5		ug/L	
OU4	W-817-2318	3/15/21		Chloromethane	<	0.5		ug/L	
OU4	W-817-2318	3/15/21		cis-1,2-Dichloroethene	<	0.5		ug/L	
OU4	W-817-2318	3/15/21		cis-1,3-Dichloropropene	<	0.5		ug/L	
OU4	W-817-2318	3/15/21		Dibromochloromethane	<	0.5		ug/L	
OU4	W-817-2318	3/15/21		Dichlorodifluoromethane	<	0.5		ug/L	
OU4	W-817-2318	3/15/21		Methylene chloride	<	1		ug/L	
OU4	W-817-2318	3/15/21		Tetrachloroethene	<	0.5		ug/L	
OU4	W-817-2318	3/15/21		trans-1,2-Dichloroethene	<	0.5		ug/L	
OU4	W-817-2318	3/15/21		trans-1,3-Dichloropropene	<	0.5		ug/L	
OU4	W-817-2318	3/15/21		Trichloroethene		6.3		ug/L	
OU4	W-817-2318	3/15/21		Trichlorofluoromethane	<	0.5		ug/L	
OU4	W-817-2318	3/15/21		Trichlorotrifluoroethane	<	0.5		ug/L	
OU4	W-817-2318	3/15/21		Vinyl chloride	<	0.5		ug/L	
OU4	W-817-2318	3/15/21		1,3-Dinitrobenzene	<	2		ug/L	
OU4	W-817-2318	3/15/21		1,3,5-Trinitrobenzene	<	2		ug/L	
OU4	W-817-2318	3/15/21		2-Amino-4,6-dinitrotoluene	<	2		ug/L	
OU4	W-817-2318	3/15/21		2-Nitrotoluene	<	2		ug/L	
OU4	W-817-2318	3/15/21		2,4-Dinitrotoluene	<	2		ug/L	
OU4	W-817-2318	3/15/21		2,6-Dinitrotoluene	<	2		ug/L	
OU4	W-817-2318	3/15/21		3-Nitrotoluene	<	2		ug/L	
OU4	W-817-2318	3/15/21		4-Amino-2,6-dinitrotoluene	<	2		ug/L	
OU4	W-817-2318	3/15/21		4-Nitrotoluene	<	2		ug/L	
OU4	W-817-2318	3/15/21		HMX	<	1		ug/L	
OU4	W-817-2318	3/15/21		Nitrobenzene	<	2		ug/L	

Attachment 1. Table 1. Groundwater analytical data, Site 300, 2021.

OU	Location	Date	Sample Type	Parameter	LOS Indicator	Result	Error	Units	QA Flag
OU4	W-817-2318	3/15/21		RDX	<	1		ug/L	
OU4	W-817-2318	3/15/21		Tetryl	<	2		ug/L	
OU4	W-817-2318	3/15/21		TNT	<	2		ug/L	
OU4	W-817-2318	4/20/21		1,1-Dichloroethane	<	0.5		ug/L	
OU4	W-817-2318	4/20/21		1,1-Dichloroethene	<	0.5		ug/L	
OU4	W-817-2318	4/20/21		1,1,1-Trichloroethane	<	0.5		ug/L	
OU4	W-817-2318	4/20/21		1,1,2-Trichloroethane	<	0.5		ug/L	
OU4	W-817-2318	4/20/21		1,1,2,2-Tetrachloroethane	<	0.5		ug/L	
OU4	W-817-2318	4/20/21		1,2-Dichlorobenzene	<	0.5		ug/L	
OU4	W-817-2318	4/20/21		1,2-Dichloroethane	<	0.5		ug/L	
OU4	W-817-2318	4/20/21		1,2-Dichloroethene (total)	<	1		ug/L	
OU4	W-817-2318	4/20/21		1,2-Dichloropropane	<	0.5		ug/L	
OU4	W-817-2318	4/20/21		1,3-Dichlorobenzene	<	0.5		ug/L	
OU4	W-817-2318	4/20/21		1,4-Dichlorobenzene	<	0.5		ug/L	
OU4	W-817-2318	4/20/21		2-Chloroethylvinylether	<	10		ug/L	
OU4	W-817-2318	4/20/21		Bromodichloromethane	<	0.5		ug/L	
OU4	W-817-2318	4/20/21		Bromoform	<	0.5		ug/L	
OU4	W-817-2318	4/20/21		Bromomethane	<	1		ug/L	
OU4	W-817-2318	4/20/21		Carbon tetrachloride	<	0.5		ug/L	
OU4	W-817-2318	4/20/21		Chlorobenzene	<	0.5		ug/L	
OU4	W-817-2318	4/20/21		Chloroethane	<	0.5		ug/L	
OU4	W-817-2318	4/20/21		Chloroform	<	0.5		ug/L	
OU4	W-817-2318	4/20/21		Chloromethane	<	0.5		ug/L	
OU4	W-817-2318	4/20/21		cis-1,2-Dichloroethene	<	0.5		ug/L	
OU4	W-817-2318	4/20/21		cis-1,3-Dichloropropene	<	0.5		ug/L	
OU4	W-817-2318	4/20/21		Dibromochloromethane	<	0.5		ug/L	
OU4	W-817-2318	4/20/21		Dichlorodifluoromethane	<	0.5		ug/L	
OU4	W-817-2318	4/20/21		Methylene chloride	<	1		ug/L	
OU4	W-817-2318	4/20/21		Tetrachloroethene	<	0.5		ug/L	
OU4	W-817-2318	4/20/21		trans-1,2-Dichloroethene	<	0.5		ug/L	
OU4	W-817-2318	4/20/21		trans-1,3-Dichloropropene	<	0.5		ug/L	
OU4	W-817-2318	4/20/21		Trichloroethene		12		ug/L	
OU4	W-817-2318	4/20/21		Trichlorofluoromethane	<	0.5		ug/L	
OU4	W-817-2318	4/20/21		Trichlorotrifluoroethane	<	0.5		ug/L	
OU4	W-817-2318	4/20/21		Vinyl chloride	<	0.5		ug/L	
OU4	W-817-2318	7/20/21		Perchlorate		11		ug/L	D
OU4	W-817-2318	7/20/21		1,1-Dichloroethane	<	0.5		ug/L	
OU4	W-817-2318	7/20/21		1,1-Dichloroethene	<	0.5		ug/L	
OU4	W-817-2318	7/20/21		1,1,1-Trichloroethane	<	0.5		ug/L	
OU4	W-817-2318	7/20/21		1,1,2-Trichloroethane	<	0.5		ug/L	
OU4	W-817-2318	7/20/21		1,1,2,2-Tetrachloroethane	<	0.5		ug/L	
OU4	W-817-2318	7/20/21		1,2-Dichlorobenzene	<	0.5		ug/L	
OU4	W-817-2318	7/20/21		1,2-Dichloroethane	<	0.5		ug/L	
OU4	W-817-2318	7/20/21		1,2-Dichloroethene (total)	<	1		ug/L	
OU4	W-817-2318	7/20/21		1,2-Dichloropropane	<	0.5		ug/L	
OU4	W-817-2318	7/20/21		1,3-Dichlorobenzene	<	0.5		ug/L	
OU4	W-817-2318	7/20/21		1,4-Dichlorobenzene	<	0.5		ug/L	
OU4	W-817-2318	7/20/21		2-Chloroethylvinylether	<	10		ug/L	
OU4	W-817-2318	7/20/21		Bromodichloromethane	<	0.5		ug/L	
OU4	W-817-2318	7/20/21		Bromoform	<	0.5		ug/L	
OU4	W-817-2318	7/20/21		Bromomethane	<	1		ug/L	
OU4	W-817-2318	7/20/21		Carbon tetrachloride	<	0.5		ug/L	
OU4	W-817-2318	7/20/21		Chlorobenzene	<	0.5		ug/L	
OU4	W-817-2318	7/20/21		Chloroethane	<	0.5		ug/L	
OU4	W-817-2318	7/20/21		Chloroform	<	0.5		ug/L	
OU4	W-817-2318	7/20/21		Chloromethane	<	0.5		ug/L	
OU4	W-817-2318	7/20/21		cis-1,2-Dichloroethene	<	0.5		ug/L	
OU4	W-817-2318	7/20/21		cis-1,3-Dichloropropene	<	0.5		ug/L	
OU4	W-817-2318	7/20/21		Dibromochloromethane	<	0.5		ug/L	
OU4	W-817-2318	7/20/21		Dichlorodifluoromethane	<	0.5		ug/L	
OU4	W-817-2318	7/20/21		Methylene chloride	<	1		ug/L	
OU4	W-817-2318	7/20/21		Tetrachloroethene	<	0.5		ug/L	
OU4	W-817-2318	7/20/21		trans-1,2-Dichloroethene	<	0.5		ug/L	
OU4	W-817-2318	7/20/21		trans-1,3-Dichloropropene	<	0.5		ug/L	
OU4	W-817-2318	7/20/21		Trichloroethene		12		ug/L	
OU4	W-817-2318	7/20/21		Trichlorofluoromethane	<	0.5		ug/L	

Attachment 1. Table 1. Groundwater analytical data, Site 300, 2021.

OU	Location	Date	Sample Type	Parameter	LOS Indicator	Result	Error	Units	QA Flag
OU4	W-817-2318	7/20/21		Trichlorotrifluoroethane	<	0.5		ug/L	
OU4	W-817-2318	7/20/21		Vinyl chloride	<	0.5		ug/L	
OU4	W-817-2318	7/20/21		1,3-Dinitrobenzene	<	2		ug/L	
OU4	W-817-2318	7/20/21		1,3,5-Trinitrobenzene	<	2		ug/L	
OU4	W-817-2318	7/20/21		2-Amino-4,6-dinitrotoluene	<	2		ug/L	
OU4	W-817-2318	7/20/21		2-Nitrotoluene	<	2		ug/L	
OU4	W-817-2318	7/20/21		2,4-Dinitrotoluene	<	2		ug/L	
OU4	W-817-2318	7/20/21		2,6-Dinitrotoluene	<	2		ug/L	
OU4	W-817-2318	7/20/21		3-Nitrotoluene	<	2		ug/L	
OU4	W-817-2318	7/20/21		4-Amino-2,6-dinitrotoluene	<	2		ug/L	
OU4	W-817-2318	7/20/21		4-Nitrotoluene	<	2		ug/L	
OU4	W-817-2318	7/20/21		HMX	<	1		ug/L	
OU4	W-817-2318	7/20/21		Nitrobenzene	<	2		ug/L	
OU4	W-817-2318	7/20/21		RDX	<	1		ug/L	
OU4	W-817-2318	7/20/21		Tetryl	<	2		ug/L	
OU4	W-817-2318	7/20/21		TNT	<	2		ug/L	
OU4	W-817-2318	8/25/21		1,1-Dichloroethane	<	0.5		ug/L	
OU4	W-817-2318	8/25/21		1,1-Dichloroethene	<	0.5		ug/L	
OU4	W-817-2318	8/25/21		1,1,1-Trichloroethane	<	0.5		ug/L	
OU4	W-817-2318	8/25/21		1,1,2-Trichloroethane	<	0.5		ug/L	
OU4	W-817-2318	8/25/21		1,1,2,2-Tetrachloroethane	<	0.5		ug/L	
OU4	W-817-2318	8/25/21		1,2-Dichlorobenzene	<	0.5		ug/L	
OU4	W-817-2318	8/25/21		1,2-Dichloroethane	<	0.5		ug/L	
OU4	W-817-2318	8/25/21		1,2-Dichloroethene (total)	<	1		ug/L	
OU4	W-817-2318	8/25/21		1,2-Dichloropropane	<	0.5		ug/L	
OU4	W-817-2318	8/25/21		1,3-Dichlorobenzene	<	0.5		ug/L	
OU4	W-817-2318	8/25/21		1,4-Dichlorobenzene	<	0.5		ug/L	
OU4	W-817-2318	8/25/21		2-Chloroethylvinylether	<	10		ug/L	
OU4	W-817-2318	8/25/21		Bromodichloromethane	<	0.5		ug/L	
OU4	W-817-2318	8/25/21		Bromoform	<	0.5		ug/L	
OU4	W-817-2318	8/25/21		Bromomethane	<	1		ug/L	
OU4	W-817-2318	8/25/21		Carbon tetrachloride	<	0.5		ug/L	
OU4	W-817-2318	8/25/21		Chlorobenzene	<	0.5		ug/L	
OU4	W-817-2318	8/25/21		Chloroethane	<	0.5		ug/L	
OU4	W-817-2318	8/25/21		Chloroform	<	0.5		ug/L	
OU4	W-817-2318	8/25/21		Chloromethane		1		ug/L	
OU4	W-817-2318	8/25/21		cis-1,2-Dichloroethene	<	0.5		ug/L	
OU4	W-817-2318	8/25/21		cis-1,3-Dichloropropene	<	0.5		ug/L	
OU4	W-817-2318	8/25/21		Dibromochloromethane	<	0.5		ug/L	
OU4	W-817-2318	8/25/21		Dichlorodifluoromethane	<	0.5		ug/L	
OU4	W-817-2318	8/25/21		Methylene chloride	<	1		ug/L	
OU4	W-817-2318	8/25/21		Tetrachloroethene	<	0.5		ug/L	
OU4	W-817-2318	8/25/21		trans-1,2-Dichloroethene	<	0.5		ug/L	
OU4	W-817-2318	8/25/21		trans-1,3-Dichloropropene	<	0.5		ug/L	
OU4	W-817-2318	8/25/21		Trichloroethene		11		ug/L	
OU4	W-817-2318	8/25/21		Trichlorofluoromethane	<	0.5		ug/L	
OU4	W-817-2318	8/25/21		Trichlorotrifluoroethane	<	0.5		ug/L	
OU4	W-817-2318	8/25/21		Vinyl chloride	<	0.5		ug/L	
OU4	W-817-2318	12/7/21		1,1-Dichloroethane	<	0.5		ug/L	
OU4	W-817-2318	12/7/21		1,1-Dichloroethene	<	0.5		ug/L	
OU4	W-817-2318	12/7/21		1,1,1-Trichloroethane	<	0.5		ug/L	
OU4	W-817-2318	12/7/21		1,1,2-Trichloroethane	<	0.5		ug/L	
OU4	W-817-2318	12/7/21		1,1,2,2-Tetrachloroethane	<	0.5		ug/L	
OU4	W-817-2318	12/7/21		1,2-Dichlorobenzene	<	0.5		ug/L	
OU4	W-817-2318	12/7/21		1,2-Dichloroethane	<	0.5		ug/L	
OU4	W-817-2318	12/7/21		1,2-Dichloroethene (total)	<	1		ug/L	
OU4	W-817-2318	12/7/21		1,2-Dichloropropane	<	0.5		ug/L	
OU4	W-817-2318	12/7/21		1,3-Dichlorobenzene	<	0.5		ug/L	
OU4	W-817-2318	12/7/21		1,4-Dichlorobenzene	<	0.5		ug/L	
OU4	W-817-2318	12/7/21		2-Chloroethylvinylether	<	10		ug/L	
OU4	W-817-2318	12/7/21		Bromodichloromethane	<	0.5		ug/L	
OU4	W-817-2318	12/7/21		Bromoform	<	0.5		ug/L	
OU4	W-817-2318	12/7/21		Bromomethane	<	1		ug/L	
OU4	W-817-2318	12/7/21		Carbon tetrachloride	<	0.5		ug/L	
OU4	W-817-2318	12/7/21		Chlorobenzene	<	0.5		ug/L	
OU4	W-817-2318	12/7/21		Chloroethane	<	0.5		ug/L	

Attachment 1. Table 1. Groundwater analytical data, Site 300, 2021.

OU	Location	Date	Sample Type	Parameter	LOS Indicator	Result	Error	Units	QA Flag
OU4	W-817-2318	12/7/21		Chloroform	<	0.5		ug/L	
OU4	W-817-2318	12/7/21		Chloromethane	<	0.5		ug/L	
OU4	W-817-2318	12/7/21		cis-1,2-Dichloroethene	<	0.5		ug/L	
OU4	W-817-2318	12/7/21		cis-1,3-Dichloropropene	<	0.5		ug/L	
OU4	W-817-2318	12/7/21		Dibromochloromethane	<	0.5		ug/L	
OU4	W-817-2318	12/7/21		Dichlorodifluoromethane	<	0.5		ug/L	
OU4	W-817-2318	12/7/21		Methylene chloride	<	1		ug/L	
OU4	W-817-2318	12/7/21		Tetrachloroethene	<	0.5		ug/L	
OU4	W-817-2318	12/7/21		trans-1,2-Dichloroethene	<	0.5		ug/L	
OU4	W-817-2318	12/7/21		trans-1,3-Dichloropropene	<	0.5		ug/L	
OU4	W-817-2318	12/7/21		Trichloroethene		3.2		ug/L	
OU4	W-817-2318	12/7/21		Trichlorofluoromethane	<	0.5		ug/L	
OU4	W-817-2318	12/7/21		Trichlorotrifluoroethane	<	0.5		ug/L	
OU4	W-817-2318	12/7/21		Vinyl chloride	<	0.5		ug/L	
OU4	W-817-2609	3/8/21		Nitrate (as NO3)		120		mg/L	D
OU4	W-817-2609	3/8/21		Perchlorate		13		ug/L	
OU4	W-817-2609	3/8/21		1,1-Dichloroethane	<	0.5		ug/L	
OU4	W-817-2609	3/8/21		1,1-Dichloroethene	<	0.5		ug/L	
OU4	W-817-2609	3/8/21		1,1,1-Trichloroethane	<	0.5		ug/L	
OU4	W-817-2609	3/8/21		1,1,2-Trichloroethane	<	0.5		ug/L	
OU4	W-817-2609	3/8/21		1,1,2,2-Tetrachloroethane	<	0.5		ug/L	
OU4	W-817-2609	3/8/21		1,2-Dichlorobenzene	<	0.5		ug/L	
OU4	W-817-2609	3/8/21		1,2-Dichloroethane	<	0.5		ug/L	
OU4	W-817-2609	3/8/21		1,2-Dichloroethene (total)	<	1		ug/L	
OU4	W-817-2609	3/8/21		1,2-Dichloropropane	<	0.5		ug/L	
OU4	W-817-2609	3/8/21		1,3-Dichlorobenzene	<	0.5		ug/L	
OU4	W-817-2609	3/8/21		1,4-Dichlorobenzene	<	0.5		ug/L	
OU4	W-817-2609	3/8/21		2-Chloroethylvinylether	<	10		ug/L	
OU4	W-817-2609	3/8/21		Bromodichloromethane	<	0.5		ug/L	
OU4	W-817-2609	3/8/21		Bromoform	<	0.5		ug/L	
OU4	W-817-2609	3/8/21		Bromomethane	<	1		ug/L	
OU4	W-817-2609	3/8/21		Carbon tetrachloride	<	0.5		ug/L	
OU4	W-817-2609	3/8/21		Chlorobenzene	<	0.5		ug/L	
OU4	W-817-2609	3/8/21		Chloroethane	<	0.5		ug/L	
OU4	W-817-2609	3/8/21		Chloroform	<	0.5		ug/L	
OU4	W-817-2609	3/8/21		Chloromethane	<	0.5		ug/L	
OU4	W-817-2609	3/8/21		cis-1,2-Dichloroethene	<	0.5		ug/L	
OU4	W-817-2609	3/8/21		cis-1,3-Dichloropropene	<	0.5		ug/L	
OU4	W-817-2609	3/8/21		Dibromochloromethane	<	0.5		ug/L	
OU4	W-817-2609	3/8/21		Dichlorodifluoromethane	<	0.5		ug/L	
OU4	W-817-2609	3/8/21		Methylene chloride	<	1		ug/L	
OU4	W-817-2609	3/8/21		Tetrachloroethene	<	0.5		ug/L	
OU4	W-817-2609	3/8/21		trans-1,2-Dichloroethene	<	0.5		ug/L	
OU4	W-817-2609	3/8/21		trans-1,3-Dichloropropene	<	0.5		ug/L	
OU4	W-817-2609	3/8/21		Trichloroethene		6		ug/L	
OU4	W-817-2609	3/8/21		Trichlorofluoromethane	<	0.5		ug/L	
OU4	W-817-2609	3/8/21		Trichlorotrifluoroethane	<	0.5		ug/L	
OU4	W-817-2609	3/8/21		Vinyl chloride	<	0.5		ug/L	
OU4	W-817-2609	3/8/21		1,3-Dinitrobenzene	<	2		ug/L	
OU4	W-817-2609	3/8/21		1,3,5-Trinitrobenzene	<	2		ug/L	
OU4	W-817-2609	3/8/21		2-Amino-4,6-dinitrotoluene	<	2		ug/L	
OU4	W-817-2609	3/8/21		2-Nitrotoluene	<	2		ug/L	
OU4	W-817-2609	3/8/21		2,4-Dinitrotoluene	<	2		ug/L	
OU4	W-817-2609	3/8/21		2,6-Dinitrotoluene	<	2		ug/L	
OU4	W-817-2609	3/8/21		3-Nitrotoluene	<	2		ug/L	
OU4	W-817-2609	3/8/21		4-Amino-2,6-dinitrotoluene	<	2		ug/L	
OU4	W-817-2609	3/8/21		4-Nitrotoluene	<	2		ug/L	
OU4	W-817-2609	3/8/21		HMX	<	1		ug/L	
OU4	W-817-2609	3/8/21		Nitrobenzene	<	2		ug/L	
OU4	W-817-2609	3/8/21		RDX		1.8		ug/L	
OU4	W-817-2609	3/8/21		TNT	<	2		ug/L	
OU4	W-817-2609	3/8/21		Field Oxidation Potential (Eh)		177		mVolts	
OU4	W-817-2609	3/8/21		Field pH		8.08		Units	
OU4	W-817-2609	3/8/21		Field Specific Conductance		2892		umhos/cm	
OU4	W-817-2609	3/8/21		Field Temperature		18.4		Degrees C	
OU4	W-817-3023	3/10/21		Nitrate (as NO3)		100		mg/L	D

Attachment 1. Table 1. Groundwater analytical data, Site 300, 2021.

OU	Location	Date	Sample Type	Parameter	LOS Indicator	Result	Error	Units	QA Flag
OU4	W-817-3023	3/10/21		Perchlorate		6.4		ug/L	
OU4	W-817-3023	3/10/21		1,1-Dichloroethane	<	0.5		ug/L	
OU4	W-817-3023	3/10/21		1,1-Dichloroethene	<	0.5		ug/L	
OU4	W-817-3023	3/10/21		1,1,1-Trichloroethane	<	0.5		ug/L	
OU4	W-817-3023	3/10/21		1,1,2-Trichloroethane	<	0.5		ug/L	
OU4	W-817-3023	3/10/21		1,1,2,2-Tetrachloroethane	<	0.5		ug/L	
OU4	W-817-3023	3/10/21		1,2-Dichlorobenzene	<	0.5		ug/L	
OU4	W-817-3023	3/10/21		1,2-Dichloroethane	<	0.5		ug/L	
OU4	W-817-3023	3/10/21		1,2-Dichloroethene (total)	<	1		ug/L	
OU4	W-817-3023	3/10/21		1,2-Dichloropropane	<	0.5		ug/L	
OU4	W-817-3023	3/10/21		1,3-Dichlorobenzene	<	0.5		ug/L	
OU4	W-817-3023	3/10/21		1,4-Dichlorobenzene	<	0.5		ug/L	
OU4	W-817-3023	3/10/21		2-Chloroethylvinylether	<	10		ug/L	
OU4	W-817-3023	3/10/21		Bromodichloromethane	<	0.5		ug/L	
OU4	W-817-3023	3/10/21		Bromoform	<	0.5		ug/L	
OU4	W-817-3023	3/10/21		Bromomethane	<	1		ug/L	
OU4	W-817-3023	3/10/21		Carbon tetrachloride	<	0.5		ug/L	
OU4	W-817-3023	3/10/21		Chlorobenzene	<	0.5		ug/L	
OU4	W-817-3023	3/10/21		Chloroethane	<	0.5		ug/L	
OU4	W-817-3023	3/10/21		Chloroform	<	0.5		ug/L	
OU4	W-817-3023	3/10/21		Chloromethane	<	0.5		ug/L	
OU4	W-817-3023	3/10/21		cis-1,2-Dichloroethene	<	0.5		ug/L	
OU4	W-817-3023	3/10/21		cis-1,3-Dichloropropene	<	0.5		ug/L	
OU4	W-817-3023	3/10/21		Dibromochloromethane	<	0.5		ug/L	
OU4	W-817-3023	3/10/21		Dichlorodifluoromethane	<	0.5		ug/L	
OU4	W-817-3023	3/10/21		Methylene chloride	<	1		ug/L	
OU4	W-817-3023	3/10/21		Tetrachloroethene	<	0.5		ug/L	
OU4	W-817-3023	3/10/21		trans-1,2-Dichloroethene	<	0.5		ug/L	
OU4	W-817-3023	3/10/21		trans-1,3-Dichloropropene	<	0.5		ug/L	
OU4	W-817-3023	3/10/21		Trichloroethene	<	0.5		ug/L	
OU4	W-817-3023	3/10/21		Trichlorofluoromethane	<	0.5		ug/L	
OU4	W-817-3023	3/10/21		Trichlorotrifluoroethane	<	0.5		ug/L	
OU4	W-817-3023	3/10/21		Vinyl chloride	<	0.5		ug/L	
OU4	W-817-3023	3/10/21		1,3-Dinitrobenzene	<	2		ug/L	
OU4	W-817-3023	3/10/21		1,3,5-Trinitrobenzene	<	2		ug/L	
OU4	W-817-3023	3/10/21		2-Amino-4,6-dinitrotoluene	<	2		ug/L	
OU4	W-817-3023	3/10/21		2-Nitrotoluene	<	2		ug/L	
OU4	W-817-3023	3/10/21		2,4-Dinitrotoluene	<	2		ug/L	
OU4	W-817-3023	3/10/21		2,6-Dinitrotoluene	<	2		ug/L	
OU4	W-817-3023	3/10/21		3-Nitrotoluene	<	2		ug/L	
OU4	W-817-3023	3/10/21		4-Amino-2,6-dinitrotoluene	<	2		ug/L	
OU4	W-817-3023	3/10/21		4-Nitrotoluene	<	2		ug/L	
OU4	W-817-3023	3/10/21		HMX	<	1		ug/L	
OU4	W-817-3023	3/10/21		Nitrobenzene	<	2		ug/L	
OU4	W-817-3023	3/10/21		RDX	<	1		ug/L	
OU4	W-817-3023	3/10/21		TNT	<	2		ug/L	
OU4	W-817-3023	3/10/21		Field Oxidation Potential (Eh)		204		mVolts	
OU4	W-817-3023	3/10/21		Field pH		8.98		Units	
OU4	W-817-3023	3/10/21		Field Specific Conductance		1595		umhos/cm	
OU4	W-817-3023	3/10/21		Field Temperature		19.5		Degrees C	
OU4	W-817-3023	9/23/21		1,1-Dichloroethane	<	0.5		ug/L	
OU4	W-817-3023	9/23/21		1,1-Dichloroethene	<	0.5		ug/L	
OU4	W-817-3023	9/23/21		1,1,1-Trichloroethane	<	0.5		ug/L	
OU4	W-817-3023	9/23/21		1,1,2-Trichloroethane	<	0.5		ug/L	
OU4	W-817-3023	9/23/21		1,1,2,2-Tetrachloroethane	<	0.5		ug/L	
OU4	W-817-3023	9/23/21		1,2-Dichlorobenzene	<	0.5		ug/L	
OU4	W-817-3023	9/23/21		1,2-Dichloroethane	<	0.5		ug/L	
OU4	W-817-3023	9/23/21		1,2-Dichloroethene (total)	<	1		ug/L	
OU4	W-817-3023	9/23/21		1,2-Dichloropropane	<	0.5		ug/L	
OU4	W-817-3023	9/23/21		1,3-Dichlorobenzene	<	0.5		ug/L	
OU4	W-817-3023	9/23/21		1,4-Dichlorobenzene	<	0.5		ug/L	
OU4	W-817-3023	9/23/21		2-Chloroethylvinylether	<	10		ug/L	
OU4	W-817-3023	9/23/21		Bromodichloromethane	<	0.5		ug/L	
OU4	W-817-3023	9/23/21		Bromoform	<	0.5		ug/L	
OU4	W-817-3023	9/23/21		Bromomethane	<	1		ug/L	
OU4	W-817-3023	9/23/21		Carbon tetrachloride	<	0.5		ug/L	

Attachment 1. Table 1. Groundwater analytical data, Site 300, 2021.

OU	Location	Date	Sample Type	Parameter	LOS Indicator	Result	Error	Units	QA Flag
OU4	W-817-3023	9/23/21		Chlorobenzene	<	0.5		ug/L	
OU4	W-817-3023	9/23/21		Chloroethane	<	0.5		ug/L	
OU4	W-817-3023	9/23/21		Chloroform	<	0.5		ug/L	
OU4	W-817-3023	9/23/21		Chloromethane	<	0.5		ug/L	
OU4	W-817-3023	9/23/21		cis-1,2-Dichloroethene	<	0.5		ug/L	
OU4	W-817-3023	9/23/21		cis-1,3-Dichloropropene	<	0.5		ug/L	
OU4	W-817-3023	9/23/21		Dibromochloromethane	<	0.5		ug/L	
OU4	W-817-3023	9/23/21		Dichlorodifluoromethane	<	0.5		ug/L	
OU4	W-817-3023	9/23/21		Methylene chloride	<	1		ug/L	
OU4	W-817-3023	9/23/21		Tetrachloroethene	<	0.5		ug/L	
OU4	W-817-3023	9/23/21		trans-1,2-Dichloroethene	<	0.5		ug/L	
OU4	W-817-3023	9/23/21		trans-1,3-Dichloropropene	<	0.5		ug/L	
OU4	W-817-3023	9/23/21		Trichloroethene	<	0.5		ug/L	
OU4	W-817-3023	9/23/21		Trichlorofluoromethane	<	0.5		ug/L	
OU4	W-817-3023	9/23/21		Trichlorotrifluoroethane	<	0.5		ug/L	
OU4	W-817-3023	9/23/21		Vinyl chloride	<	0.5		ug/L	
OU4	W-817-3023	9/23/21		Field Oxidation Potential (Eh)		97		mVolts	
OU4	W-817-3023	9/23/21		Field pH		8.26		Units	
OU4	W-817-3023	9/23/21		Field Specific Conductance		1594		umhos/cm	
OU4	W-817-3023	9/23/21		Field Temperature		22.5		Degrees C	
OU4	W-817-3025	3/8/21		Nitrate (as NO3)		100		mg/L	D
OU4	W-817-3025	3/8/21		Perchlorate		11		ug/L	
OU4	W-817-3025	3/8/21		1,1-Dichloroethane	<	0.5		ug/L	
OU4	W-817-3025	3/8/21		1,1-Dichloroethene	<	0.5		ug/L	
OU4	W-817-3025	3/8/21		1,1,1-Trichloroethane	<	0.5		ug/L	
OU4	W-817-3025	3/8/21		1,1,2-Trichloroethane	<	0.5		ug/L	
OU4	W-817-3025	3/8/21		1,1,2,2-Tetrachloroethane	<	0.5		ug/L	
OU4	W-817-3025	3/8/21		1,2-Dichlorobenzene	<	0.5		ug/L	
OU4	W-817-3025	3/8/21		1,2-Dichloroethane	<	0.5		ug/L	
OU4	W-817-3025	3/8/21		1,2-Dichloroethene (total)	<	1		ug/L	
OU4	W-817-3025	3/8/21		1,2-Dichloropropane	<	0.5		ug/L	
OU4	W-817-3025	3/8/21		1,3-Dichlorobenzene	<	0.5		ug/L	
OU4	W-817-3025	3/8/21		1,4-Dichlorobenzene	<	0.5		ug/L	
OU4	W-817-3025	3/8/21		2-Chloroethylvinylether	<	10		ug/L	
OU4	W-817-3025	3/8/21		Bromodichloromethane	<	0.5		ug/L	
OU4	W-817-3025	3/8/21		Bromoform	<	0.5		ug/L	
OU4	W-817-3025	3/8/21		Bromomethane	<	1		ug/L	
OU4	W-817-3025	3/8/21		Carbon tetrachloride	<	0.5		ug/L	
OU4	W-817-3025	3/8/21		Chlorobenzene	<	0.5		ug/L	
OU4	W-817-3025	3/8/21		Chloroethane	<	0.5		ug/L	
OU4	W-817-3025	3/8/21		Chloroform	<	0.5		ug/L	
OU4	W-817-3025	3/8/21		Chloromethane	<	0.5		ug/L	
OU4	W-817-3025	3/8/21		cis-1,2-Dichloroethene	<	0.5		ug/L	
OU4	W-817-3025	3/8/21		cis-1,3-Dichloropropene	<	0.5		ug/L	
OU4	W-817-3025	3/8/21		Dibromochloromethane	<	0.5		ug/L	
OU4	W-817-3025	3/8/21		Dichlorodifluoromethane	<	0.5		ug/L	
OU4	W-817-3025	3/8/21		Methylene chloride	<	1		ug/L	
OU4	W-817-3025	3/8/21		Tetrachloroethene	<	0.5		ug/L	
OU4	W-817-3025	3/8/21		trans-1,2-Dichloroethene	<	0.5		ug/L	
OU4	W-817-3025	3/8/21		trans-1,3-Dichloropropene	<	0.5		ug/L	
OU4	W-817-3025	3/8/21		Trichloroethene		1.6		ug/L	
OU4	W-817-3025	3/8/21		Trichlorofluoromethane	<	0.5		ug/L	
OU4	W-817-3025	3/8/21		Trichlorotrifluoroethane	<	0.5		ug/L	
OU4	W-817-3025	3/8/21		Vinyl chloride	<	0.5		ug/L	
OU4	W-817-3025	3/8/21		1,3-Dinitrobenzene	<	2		ug/L	
OU4	W-817-3025	3/8/21		1,3,5-Trinitrobenzene	<	2		ug/L	
OU4	W-817-3025	3/8/21		2-Amino-4,6-dinitrotoluene	<	2		ug/L	
OU4	W-817-3025	3/8/21		2-Nitrotoluene	<	2		ug/L	
OU4	W-817-3025	3/8/21		2,4-Dinitrotoluene	<	2		ug/L	
OU4	W-817-3025	3/8/21		2,6-Dinitrotoluene	<	2		ug/L	
OU4	W-817-3025	3/8/21		3-Nitrotoluene	<	2		ug/L	
OU4	W-817-3025	3/8/21		4-Amino-2,6-dinitrotoluene	<	2		ug/L	
OU4	W-817-3025	3/8/21		4-Nitrotoluene	<	2		ug/L	
OU4	W-817-3025	3/8/21		HMX	<	1		ug/L	
OU4	W-817-3025	3/8/21		Nitrobenzene	<	2		ug/L	
OU4	W-817-3025	3/8/21		RDX	<	1		ug/L	

Attachment 1. Table 1. Groundwater analytical data, Site 300, 2021.

OU	Location	Date	Sample Type	Parameter	LOS Indicator	Result	Error	Units	QA Flag
OU4	W-817-3025	3/8/21		TNT	<	2		ug/L	
OU4	W-817-3025	3/8/21		Field Oxidation Potential (Eh)		217		mVolts	
OU4	W-817-3025	3/8/21		Field pH		8.17		Units	
OU4	W-817-3025	3/8/21		Field Specific Conductance		2139		umhos/cm	
OU4	W-817-3025	3/8/21		Field Temperature		19.4		Degrees C	
OU4	W-817-3025	9/23/21		1,1-Dichloroethane	<	0.5		ug/L	
OU4	W-817-3025	9/23/21		1,1-Dichloroethene	<	0.5		ug/L	
OU4	W-817-3025	9/23/21		1,1,1-Trichloroethane	<	0.5		ug/L	
OU4	W-817-3025	9/23/21		1,1,2-Trichloroethane	<	0.5		ug/L	
OU4	W-817-3025	9/23/21		1,1,2,2-Tetrachloroethane	<	0.5		ug/L	
OU4	W-817-3025	9/23/21		1,2-Dichlorobenzene	<	0.5		ug/L	
OU4	W-817-3025	9/23/21		1,2-Dichloroethane	<	0.5		ug/L	
OU4	W-817-3025	9/23/21		1,2-Dichloroethene (total)	<	1		ug/L	
OU4	W-817-3025	9/23/21		1,2-Dichloropropane	<	0.5		ug/L	
OU4	W-817-3025	9/23/21		1,3-Dichlorobenzene	<	0.5		ug/L	
OU4	W-817-3025	9/23/21		1,4-Dichlorobenzene	<	0.5		ug/L	
OU4	W-817-3025	9/23/21		2-Chloroethylvinylether	<	10		ug/L	
OU4	W-817-3025	9/23/21		Bromodichloromethane	<	0.5		ug/L	
OU4	W-817-3025	9/23/21		Bromoform	<	0.5		ug/L	
OU4	W-817-3025	9/23/21		Bromomethane	<	1		ug/L	
OU4	W-817-3025	9/23/21		Carbon tetrachloride	<	0.5		ug/L	
OU4	W-817-3025	9/23/21		Chlorobenzene	<	0.5		ug/L	
OU4	W-817-3025	9/23/21		Chloroethane	<	0.5		ug/L	
OU4	W-817-3025	9/23/21		Chloroform	<	0.5		ug/L	
OU4	W-817-3025	9/23/21		Chloromethane	<	0.5		ug/L	
OU4	W-817-3025	9/23/21		cis-1,2-Dichloroethene	<	0.5		ug/L	
OU4	W-817-3025	9/23/21		cis-1,3-Dichloropropene	<	0.5		ug/L	
OU4	W-817-3025	9/23/21		Dibromochloromethane	<	0.5		ug/L	
OU4	W-817-3025	9/23/21		Dichlorodifluoromethane	<	0.5		ug/L	
OU4	W-817-3025	9/23/21		Methylene chloride	<	1		ug/L	
OU4	W-817-3025	9/23/21		Tetrachloroethene	<	0.5		ug/L	
OU4	W-817-3025	9/23/21		trans-1,2-Dichloroethene	<	0.5		ug/L	
OU4	W-817-3025	9/23/21		trans-1,3-Dichloropropene	<	0.5		ug/L	
OU4	W-817-3025	9/23/21		Trichloroethene		1.1		ug/L	
OU4	W-817-3025	9/23/21		Trichlorofluoromethane	<	0.5		ug/L	
OU4	W-817-3025	9/23/21		Trichlorotrifluoroethane	<	0.5		ug/L	
OU4	W-817-3025	9/23/21		Vinyl chloride	<	0.5		ug/L	
OU4	W-817-3025	9/23/21		Field Oxidation Potential (Eh)		52		mVolts	
OU4	W-817-3025	9/23/21		Field pH		7.97		Units	
OU4	W-817-3025	9/23/21		Field Specific Conductance		2122		umhos/cm	
OU4	W-817-3025	9/23/21		Field Temperature		21.6		Degrees C	
OU4	W-817-3026	3/8/21		Nitrate (as NO3)		96		mg/L	D
OU4	W-817-3026	3/8/21		Perchlorate		11		ug/L	
OU4	W-817-3026	3/8/21		1,1-Dichloroethane	<	0.5		ug/L	
OU4	W-817-3026	3/8/21		1,1-Dichloroethene	<	0.5		ug/L	
OU4	W-817-3026	3/8/21		1,1,1-Trichloroethane	<	0.5		ug/L	
OU4	W-817-3026	3/8/21		1,1,2-Trichloroethane	<	0.5		ug/L	
OU4	W-817-3026	3/8/21		1,1,2,2-Tetrachloroethane	<	0.5		ug/L	
OU4	W-817-3026	3/8/21		1,2-Dichlorobenzene	<	0.5		ug/L	
OU4	W-817-3026	3/8/21		1,2-Dichloroethane	<	0.5		ug/L	
OU4	W-817-3026	3/8/21		1,2-Dichloroethene (total)	<	1		ug/L	
OU4	W-817-3026	3/8/21		1,2-Dichloropropane	<	0.5		ug/L	
OU4	W-817-3026	3/8/21		1,3-Dichlorobenzene	<	0.5		ug/L	
OU4	W-817-3026	3/8/21		1,4-Dichlorobenzene	<	0.5		ug/L	
OU4	W-817-3026	3/8/21		2-Chloroethylvinylether	<	10		ug/L	
OU4	W-817-3026	3/8/21		Bromodichloromethane	<	0.5		ug/L	
OU4	W-817-3026	3/8/21		Bromoform	<	0.5		ug/L	
OU4	W-817-3026	3/8/21		Bromomethane	<	1		ug/L	
OU4	W-817-3026	3/8/21		Carbon tetrachloride	<	0.5		ug/L	
OU4	W-817-3026	3/8/21		Chlorobenzene	<	0.5		ug/L	
OU4	W-817-3026	3/8/21		Chloroethane	<	0.5		ug/L	
OU4	W-817-3026	3/8/21		Chloroform	<	0.5		ug/L	
OU4	W-817-3026	3/8/21		Chloromethane	<	0.5		ug/L	
OU4	W-817-3026	3/8/21		cis-1,2-Dichloroethene	<	0.5		ug/L	
OU4	W-817-3026	3/8/21		cis-1,3-Dichloropropene	<	0.5		ug/L	
OU4	W-817-3026	3/8/21		Dibromochloromethane	<	0.5		ug/L	

Attachment 1. Table 1. Groundwater analytical data, Site 300, 2021.

OU	Location	Date	Sample Type	Parameter	LOS Indicator	Result	Error	Units	QA Flag
OU4	W-817-3026	3/8/21		Dichlorodifluoromethane	<	0.5		ug/L	
OU4	W-817-3026	3/8/21		Methylene chloride	<	1		ug/L	
OU4	W-817-3026	3/8/21		Tetrachloroethene	<	0.5		ug/L	
OU4	W-817-3026	3/8/21		trans-1,2-Dichloroethene	<	0.5		ug/L	
OU4	W-817-3026	3/8/21		trans-1,3-Dichloropropene	<	0.5		ug/L	
OU4	W-817-3026	3/8/21		Trichloroethene		2.9		ug/L	
OU4	W-817-3026	3/8/21		Trichlorofluoromethane	<	0.5		ug/L	
OU4	W-817-3026	3/8/21		Trichlorotrifluoroethane	<	0.5		ug/L	
OU4	W-817-3026	3/8/21		Vinyl chloride	<	0.5		ug/L	
OU4	W-817-3026	3/8/21		1,3-Dinitrobenzene	<	2		ug/L	
OU4	W-817-3026	3/8/21		1,3,5-Trinitrobenzene	<	2		ug/L	
OU4	W-817-3026	3/8/21		2-Amino-4,6-dinitrotoluene	<	2		ug/L	
OU4	W-817-3026	3/8/21		2-Nitrotoluene	<	2		ug/L	
OU4	W-817-3026	3/8/21		2,4-Dinitrotoluene	<	2		ug/L	
OU4	W-817-3026	3/8/21		2,6-Dinitrotoluene	<	2		ug/L	
OU4	W-817-3026	3/8/21		3-Nitrotoluene	<	2		ug/L	
OU4	W-817-3026	3/8/21		4-Amino-2,6-dinitrotoluene	<	2		ug/L	
OU4	W-817-3026	3/8/21		4-Nitrotoluene	<	2		ug/L	
OU4	W-817-3026	3/8/21		HMX	<	1		ug/L	
OU4	W-817-3026	3/8/21		Nitrobenzene	<	2		ug/L	
OU4	W-817-3026	3/8/21		RDX		5.4		ug/L	
OU4	W-817-3026	3/8/21		TNT	<	2		ug/L	
OU4	W-817-3026	3/8/21		Field Oxidation Potential (Eh)		166		mVolts	
OU4	W-817-3026	3/8/21		Field pH		8.23		Units	
OU4	W-817-3026	3/8/21		Field Specific Conductance		1759		umhos/cm	
OU4	W-817-3026	3/8/21		Field Temperature		19.4		Degrees C	
OU4	W-817-3026	9/23/21		1,1-Dichloroethane	<	0.5		ug/L	
OU4	W-817-3026	9/23/21		1,1-Dichloroethene	<	0.5		ug/L	
OU4	W-817-3026	9/23/21		1,1,1-Trichloroethane	<	0.5		ug/L	
OU4	W-817-3026	9/23/21		1,1,2-Trichloroethane	<	0.5		ug/L	
OU4	W-817-3026	9/23/21		1,1,2,2-Tetrachloroethane	<	0.5		ug/L	
OU4	W-817-3026	9/23/21		1,2-Dichlorobenzene	<	0.5		ug/L	
OU4	W-817-3026	9/23/21		1,2-Dichloroethane	<	0.5		ug/L	
OU4	W-817-3026	9/23/21		1,2-Dichloroethene (total)	<	1		ug/L	
OU4	W-817-3026	9/23/21		1,2-Dichloropropane	<	0.5		ug/L	
OU4	W-817-3026	9/23/21		1,3-Dichlorobenzene	<	0.5		ug/L	
OU4	W-817-3026	9/23/21		1,4-Dichlorobenzene	<	0.5		ug/L	
OU4	W-817-3026	9/23/21		2-Chloroethylvinylether	<	10		ug/L	
OU4	W-817-3026	9/23/21		Bromodichloromethane	<	0.5		ug/L	
OU4	W-817-3026	9/23/21		Bromoform	<	0.5		ug/L	
OU4	W-817-3026	9/23/21		Bromomethane	<	1		ug/L	
OU4	W-817-3026	9/23/21		Carbon tetrachloride	<	0.5		ug/L	
OU4	W-817-3026	9/23/21		Chlorobenzene	<	0.5		ug/L	
OU4	W-817-3026	9/23/21		Chloroethane	<	0.5		ug/L	
OU4	W-817-3026	9/23/21		Chloroform	<	0.5		ug/L	
OU4	W-817-3026	9/23/21		Chloromethane	<	0.5		ug/L	
OU4	W-817-3026	9/23/21		cis-1,2-Dichloroethene	<	0.5		ug/L	
OU4	W-817-3026	9/23/21		cis-1,3-Dichloropropene	<	0.5		ug/L	
OU4	W-817-3026	9/23/21		Dibromochloromethane	<	0.5		ug/L	
OU4	W-817-3026	9/23/21		Dichlorodifluoromethane	<	0.5		ug/L	
OU4	W-817-3026	9/23/21		Methylene chloride	<	1		ug/L	
OU4	W-817-3026	9/23/21		Tetrachloroethene	<	0.5		ug/L	
OU4	W-817-3026	9/23/21		trans-1,2-Dichloroethene	<	0.5		ug/L	
OU4	W-817-3026	9/23/21		trans-1,3-Dichloropropene	<	0.5		ug/L	
OU4	W-817-3026	9/23/21		Trichloroethene		3.8		ug/L	
OU4	W-817-3026	9/23/21		Trichlorofluoromethane	<	0.5		ug/L	
OU4	W-817-3026	9/23/21		Trichlorotrifluoroethane	<	0.5		ug/L	
OU4	W-817-3026	9/23/21		Vinyl chloride	<	0.5		ug/L	
OU4	W-817-3026	9/23/21		Field Oxidation Potential (Eh)		62		mVolts	
OU4	W-817-3026	9/23/21		Field pH		8.04		Units	
OU4	W-817-3026	9/23/21		Field Specific Conductance		1772		umhos/cm	
OU4	W-817-3026	9/23/21		Field Temperature		21.4		Degrees C	
OU4	W-818-01	3/11/21		Nitrate (as NO3)		86		mg/L	D
OU4	W-818-01	3/11/21		Perchlorate	<	4		ug/L	
OU4	W-818-01	3/11/21		1,1-Dichloroethane	<	0.5		ug/L	
OU4	W-818-01	3/11/21		1,1-Dichloroethene	<	0.5		ug/L	

Attachment 1. Table 1. Groundwater analytical data, Site 300, 2021.

OU	Location	Date	Sample Type	Parameter	LOS Indicator	Result	Error	Units	QA Flag
OU4	W-818-01	3/11/21		1,1,1-Trichloroethane	<	0.5		ug/L	
OU4	W-818-01	3/11/21		1,1,2-Trichloroethane	<	0.5		ug/L	
OU4	W-818-01	3/11/21		1,1,2,2-Tetrachloroethane	<	0.5		ug/L	
OU4	W-818-01	3/11/21		1,2-Dichlorobenzene	<	0.5		ug/L	
OU4	W-818-01	3/11/21		1,2-Dichloroethane	<	0.5		ug/L	
OU4	W-818-01	3/11/21		1,2-Dichloroethene (total)	<	1		ug/L	
OU4	W-818-01	3/11/21		1,2-Dichloropropane	<	0.5		ug/L	
OU4	W-818-01	3/11/21		1,3-Dichlorobenzene	<	0.5		ug/L	
OU4	W-818-01	3/11/21		1,4-Dichlorobenzene	<	0.5		ug/L	
OU4	W-818-01	3/11/21		2-Chloroethylvinylether	<	10		ug/L	
OU4	W-818-01	3/11/21		Bromodichloromethane	<	0.5		ug/L	
OU4	W-818-01	3/11/21		Bromoform	<	0.5		ug/L	
OU4	W-818-01	3/11/21		Bromomethane	<	1		ug/L	
OU4	W-818-01	3/11/21		Carbon tetrachloride	<	0.5		ug/L	
OU4	W-818-01	3/11/21		Chlorobenzene	<	0.5		ug/L	
OU4	W-818-01	3/11/21		Chloroethane	<	0.5		ug/L	
OU4	W-818-01	3/11/21		Chloroform	<	0.5		ug/L	
OU4	W-818-01	3/11/21		Chloromethane	<	0.5		ug/L	
OU4	W-818-01	3/11/21		cis-1,2-Dichloroethene	<	0.5		ug/L	
OU4	W-818-01	3/11/21		cis-1,3-Dichloropropene	<	0.5		ug/L	
OU4	W-818-01	3/11/21		Dibromochloromethane	<	0.5		ug/L	
OU4	W-818-01	3/11/21		Dichlorodifluoromethane	<	0.5		ug/L	
OU4	W-818-01	3/11/21		Methylene chloride	<	1		ug/L	
OU4	W-818-01	3/11/21		Tetrachloroethene	<	0.5		ug/L	
OU4	W-818-01	3/11/21		trans-1,2-Dichloroethene	<	0.5		ug/L	
OU4	W-818-01	3/11/21		trans-1,3-Dichloropropene	<	0.5		ug/L	
OU4	W-818-01	3/11/21		Trichloroethene		7.9		ug/L	
OU4	W-818-01	3/11/21		Trichlorofluoromethane	<	0.5		ug/L	
OU4	W-818-01	3/11/21		Trichlorotrifluoroethane	<	0.5		ug/L	
OU4	W-818-01	3/11/21		Vinyl chloride	<	0.5		ug/L	
OU4	W-818-01	3/11/21		1,3-Dinitrobenzene	<	2		ug/L	
OU4	W-818-01	3/11/21		1,3,5-Trinitrobenzene	<	2		ug/L	
OU4	W-818-01	3/11/21		2-Amino-4,6-dinitrotoluene	<	2		ug/L	
OU4	W-818-01	3/11/21		2-Nitrotoluene	<	2		ug/L	
OU4	W-818-01	3/11/21		2,4-Dinitrotoluene	<	2		ug/L	
OU4	W-818-01	3/11/21		2,6-Dinitrotoluene	<	2		ug/L	
OU4	W-818-01	3/11/21		3-Nitrotoluene	<	2		ug/L	
OU4	W-818-01	3/11/21		4-Amino-2,6-dinitrotoluene	<	2		ug/L	
OU4	W-818-01	3/11/21		4-Nitrotoluene	<	2		ug/L	
OU4	W-818-01	3/11/21		HMX	<	1		ug/L	
OU4	W-818-01	3/11/21		Nitrobenzene	<	2		ug/L	
OU4	W-818-01	3/11/21		RDX		3.2		ug/L	
OU4	W-818-01	3/11/21		TNT	<	2		ug/L	
OU4	W-818-01	9/15/21		1,1-Dichloroethane	<	0.5		ug/L	
OU4	W-818-01	9/15/21		1,1-Dichloroethene	<	0.5		ug/L	
OU4	W-818-01	9/15/21		1,1,1-Trichloroethane	<	0.5		ug/L	
OU4	W-818-01	9/15/21		1,1,2-Trichloroethane	<	0.5		ug/L	
OU4	W-818-01	9/15/21		1,1,2,2-Tetrachloroethane	<	0.5		ug/L	
OU4	W-818-01	9/15/21		1,2-Dichlorobenzene	<	0.5		ug/L	
OU4	W-818-01	9/15/21		1,2-Dichloroethane	<	0.5		ug/L	
OU4	W-818-01	9/15/21		1,2-Dichloroethene (total)	<	1		ug/L	
OU4	W-818-01	9/15/21		1,2-Dichloropropane	<	0.5		ug/L	
OU4	W-818-01	9/15/21		1,3-Dichlorobenzene	<	0.5		ug/L	
OU4	W-818-01	9/15/21		1,4-Dichlorobenzene	<	0.5		ug/L	
OU4	W-818-01	9/15/21		2-Chloroethylvinylether	<	10		ug/L	
OU4	W-818-01	9/15/21		Bromodichloromethane	<	0.5		ug/L	
OU4	W-818-01	9/15/21		Bromoform	<	0.5		ug/L	
OU4	W-818-01	9/15/21		Bromomethane	<	1		ug/L	
OU4	W-818-01	9/15/21		Carbon tetrachloride	<	0.5		ug/L	
OU4	W-818-01	9/15/21		Chlorobenzene	<	0.5		ug/L	
OU4	W-818-01	9/15/21		Chloroethane	<	0.5		ug/L	
OU4	W-818-01	9/15/21		Chloroform	<	0.5		ug/L	
OU4	W-818-01	9/15/21		Chloromethane	<	0.5		ug/L	
OU4	W-818-01	9/15/21		cis-1,2-Dichloroethene	<	0.5		ug/L	
OU4	W-818-01	9/15/21		cis-1,3-Dichloropropene	<	0.5		ug/L	
OU4	W-818-01	9/15/21		Dibromochloromethane	<	0.5		ug/L	

Attachment 1. Table 1. Groundwater analytical data, Site 300, 2021.

OU	Location	Date	Sample Type	Parameter	LOS Indicator	Result	Error	Units	QA Flag
OU4	W-818-01	9/15/21		Dichlorodifluoromethane	<	0.5		ug/L	
OU4	W-818-01	9/15/21		Methylene chloride	<	1		ug/L	
OU4	W-818-01	9/15/21		Tetrachloroethene	<	0.5		ug/L	
OU4	W-818-01	9/15/21		trans-1,2-Dichloroethene	<	0.5		ug/L	
OU4	W-818-01	9/15/21		trans-1,3-Dichloropropene	<	0.5		ug/L	
OU4	W-818-01	9/15/21		Trichloroethene		8.1		ug/L	
OU4	W-818-01	9/15/21		Trichlorofluoromethane	<	0.5		ug/L	
OU4	W-818-01	9/15/21		Trichlorotrifluoroethane	<	0.5		ug/L	
OU4	W-818-01	9/15/21		Vinyl chloride	<	0.5		ug/L	
OU4	W-818-01	9/15/21		Field Oxidation Potential (Eh)		-73		mVolts	
OU4	W-818-01	9/15/21		Field pH		7.95		Units	
OU4	W-818-01	9/15/21		Field Specific Conductance		1444		umhos/cm	
OU4	W-818-01	9/15/21		Field Temperature		20.6		Degrees C	
OU4	W-818-03	9/16/21		1,1-Dichloroethane	<	0.5		ug/L	
OU4	W-818-03	9/16/21		1,1-Dichloroethene	<	0.5		ug/L	
OU4	W-818-03	9/16/21		1,1,1-Trichloroethane	<	0.5		ug/L	
OU4	W-818-03	9/16/21		1,1,2-Trichloroethane	<	0.5		ug/L	
OU4	W-818-03	9/16/21		1,1,2,2-Tetrachloroethane	<	0.5		ug/L	
OU4	W-818-03	9/16/21		1,2-Dichlorobenzene	<	0.5		ug/L	
OU4	W-818-03	9/16/21		1,2-Dichloroethane	<	0.5		ug/L	
OU4	W-818-03	9/16/21		1,2-Dichloroethene (total)	<	1		ug/L	
OU4	W-818-03	9/16/21		1,2-Dichloropropane	<	0.5		ug/L	
OU4	W-818-03	9/16/21		1,3-Dichlorobenzene	<	0.5		ug/L	
OU4	W-818-03	9/16/21		1,4-Dichlorobenzene	<	0.5		ug/L	
OU4	W-818-03	9/16/21		2-Chloroethylvinylether	<	1		ug/L	
OU4	W-818-03	9/16/21		Bromodichloromethane	<	0.5		ug/L	
OU4	W-818-03	9/16/21		Bromoform	<	0.5		ug/L	
OU4	W-818-03	9/16/21		Bromomethane	<	0.5		ug/L	
OU4	W-818-03	9/16/21		Carbon tetrachloride	<	0.5		ug/L	
OU4	W-818-03	9/16/21		Chlorobenzene	<	0.5		ug/L	
OU4	W-818-03	9/16/21		Chloroethane	<	0.5		ug/L	
OU4	W-818-03	9/16/21		Chloroform	<	0.5		ug/L	
OU4	W-818-03	9/16/21		Chloromethane	<	0.5		ug/L	
OU4	W-818-03	9/16/21		cis-1,2-Dichloroethene	<	0.5		ug/L	
OU4	W-818-03	9/16/21		cis-1,3-Dichloropropene	<	0.5		ug/L	
OU4	W-818-03	9/16/21		Dibromochloromethane	<	0.5		ug/L	
OU4	W-818-03	9/16/21		Dichlorodifluoromethane	<	0.5		ug/L	
OU4	W-818-03	9/16/21		Methylene chloride	<	0.5		ug/L	
OU4	W-818-03	9/16/21		Tetrachloroethene	<	0.5		ug/L	
OU4	W-818-03	9/16/21		trans-1,2-Dichloroethene	<	0.5		ug/L	
OU4	W-818-03	9/16/21		trans-1,3-Dichloropropene	<	0.5		ug/L	
OU4	W-818-03	9/16/21		Trichloroethene		13		ug/L	
OU4	W-818-03	9/16/21		Trichlorofluoromethane	<	0.5		ug/L	
OU4	W-818-03	9/16/21		Trichlorotrifluoroethane	<	0.5		ug/L	
OU4	W-818-03	9/16/21		Vinyl chloride	<	0.5		ug/L	
OU4	W-818-03	9/16/21		Field Oxidation Potential (Eh)		17		mVolts	
OU4	W-818-03	9/16/21		Field pH		8.35		Units	
OU4	W-818-03	9/16/21		Field Specific Conductance		1452		umhos/cm	
OU4	W-818-03	9/16/21		Field Temperature		21.1		Degrees C	
OU4	W-818-04	3/11/21		Nitrate (as NO3)	<	0.5		mg/L	
OU4	W-818-04	3/11/21		Perchlorate	<	4		ug/L	
OU4	W-818-04	3/11/21		1,1-Dichloroethane	<	0.5		ug/L	
OU4	W-818-04	3/11/21		1,1-Dichloroethene	<	0.5		ug/L	
OU4	W-818-04	3/11/21		1,1,1-Trichloroethane	<	0.5		ug/L	
OU4	W-818-04	3/11/21		1,1,2-Trichloroethane	<	0.5		ug/L	
OU4	W-818-04	3/11/21		1,1,2,2-Tetrachloroethane	<	0.5		ug/L	
OU4	W-818-04	3/11/21		1,2-Dichlorobenzene	<	0.5		ug/L	
OU4	W-818-04	3/11/21		1,2-Dichloroethane	<	0.5		ug/L	
OU4	W-818-04	3/11/21		1,2-Dichloroethene (total)	<	1		ug/L	
OU4	W-818-04	3/11/21		1,2-Dichloropropane	<	0.5		ug/L	
OU4	W-818-04	3/11/21		1,3-Dichlorobenzene	<	0.5		ug/L	
OU4	W-818-04	3/11/21		1,4-Dichlorobenzene	<	0.5		ug/L	
OU4	W-818-04	3/11/21		2-Chloroethylvinylether	<	10		ug/L	
OU4	W-818-04	3/11/21		Bromodichloromethane	<	0.5		ug/L	
OU4	W-818-04	3/11/21		Bromoform	<	0.5		ug/L	
OU4	W-818-04	3/11/21		Bromomethane	<	1		ug/L	

Attachment 1. Table 1. Groundwater analytical data, Site 300, 2021.

OU	Location	Date	Sample Type	Parameter	LOS Indicator	Result	Error	Units	QA Flag
OU4	W-818-04	3/11/21		Carbon tetrachloride	<	0.5		ug/L	
OU4	W-818-04	3/11/21		Chlorobenzene	<	0.5		ug/L	
OU4	W-818-04	3/11/21		Chloroethane	<	0.5		ug/L	
OU4	W-818-04	3/11/21		Chloroform	<	0.5		ug/L	
OU4	W-818-04	3/11/21		Chloromethane	<	0.5		ug/L	
OU4	W-818-04	3/11/21		cis-1,2-Dichloroethene	<	0.5		ug/L	
OU4	W-818-04	3/11/21		cis-1,3-Dichloropropene	<	0.5		ug/L	
OU4	W-818-04	3/11/21		Dibromochloromethane	<	0.5		ug/L	
OU4	W-818-04	3/11/21		Dichlorodifluoromethane	<	0.5		ug/L	
OU4	W-818-04	3/11/21		Methylene chloride	<	1		ug/L	
OU4	W-818-04	3/11/21		Tetrachloroethene	<	0.5		ug/L	
OU4	W-818-04	3/11/21		trans-1,2-Dichloroethene	<	0.5		ug/L	
OU4	W-818-04	3/11/21		trans-1,3-Dichloropropene	<	0.5		ug/L	
OU4	W-818-04	3/11/21		Trichloroethene	<	0.5		ug/L	
OU4	W-818-04	3/11/21		Trichlorofluoromethane	<	0.5		ug/L	
OU4	W-818-04	3/11/21		Trichlorotrifluoroethane	<	0.5		ug/L	
OU4	W-818-04	3/11/21		Vinyl chloride	<	0.5		ug/L	
OU4	W-818-04	3/11/21		1,3-Dinitrobenzene	<	2		ug/L	
OU4	W-818-04	3/11/21		1,3,5-Trinitrobenzene	<	2		ug/L	
OU4	W-818-04	3/11/21		2-Amino-4,6-dinitrotoluene	<	2		ug/L	
OU4	W-818-04	3/11/21		2-Nitrotoluene	<	2		ug/L	
OU4	W-818-04	3/11/21		2,4-Dinitrotoluene	<	2		ug/L	
OU4	W-818-04	3/11/21		2,6-Dinitrotoluene	<	2		ug/L	
OU4	W-818-04	3/11/21		3-Nitrotoluene	<	2		ug/L	
OU4	W-818-04	3/11/21		4-Amino-2,6-dinitrotoluene	<	2		ug/L	
OU4	W-818-04	3/11/21		4-Nitrotoluene	<	2		ug/L	
OU4	W-818-04	3/11/21		HMX	<	1		ug/L	
OU4	W-818-04	3/11/21		Nitrobenzene	<	2		ug/L	
OU4	W-818-04	3/11/21		RDX	<	1		ug/L	
OU4	W-818-04	3/11/21		TNT	<	2		ug/L	
OU4	W-818-06	3/11/21		Nitrate (as NO3)		30		mg/L	
OU4	W-818-06	3/11/21		Perchlorate	<	4		ug/L	
OU4	W-818-06	3/11/21		1,1-Dichloroethane	<	0.5		ug/L	
OU4	W-818-06	3/11/21		1,1-Dichloroethene	<	0.5		ug/L	
OU4	W-818-06	3/11/21		1,1,1-Trichloroethane	<	0.5		ug/L	
OU4	W-818-06	3/11/21		1,1,2-Trichloroethane	<	0.5		ug/L	
OU4	W-818-06	3/11/21		1,1,2,2-Tetrachloroethane	<	0.5		ug/L	
OU4	W-818-06	3/11/21		1,2-Dichlorobenzene	<	0.5		ug/L	
OU4	W-818-06	3/11/21		1,2-Dichloroethane	<	0.5		ug/L	
OU4	W-818-06	3/11/21		1,2-Dichloroethene (total)	<	1		ug/L	
OU4	W-818-06	3/11/21		1,2-Dichloropropane	<	0.5		ug/L	
OU4	W-818-06	3/11/21		1,3-Dichlorobenzene	<	0.5		ug/L	
OU4	W-818-06	3/11/21		1,4-Dichlorobenzene	<	0.5		ug/L	
OU4	W-818-06	3/11/21		2-Chloroethylvinylether	<	1		ug/L	L
OU4	W-818-06	3/11/21		Bromodichloromethane	<	0.5		ug/L	
OU4	W-818-06	3/11/21		Bromoform	<	0.5		ug/L	
OU4	W-818-06	3/11/21		Bromomethane	<	0.5		ug/L	
OU4	W-818-06	3/11/21		Carbon tetrachloride	<	0.5		ug/L	
OU4	W-818-06	3/11/21		Chlorobenzene	<	0.5		ug/L	
OU4	W-818-06	3/11/21		Chloroethane	<	0.5		ug/L	
OU4	W-818-06	3/11/21		Chloroform	<	0.5		ug/L	
OU4	W-818-06	3/11/21		Chloromethane	<	0.5		ug/L	
OU4	W-818-06	3/11/21		cis-1,2-Dichloroethene	<	0.5		ug/L	
OU4	W-818-06	3/11/21		cis-1,3-Dichloropropene	<	0.5		ug/L	
OU4	W-818-06	3/11/21		Dibromochloromethane	<	0.5		ug/L	
OU4	W-818-06	3/11/21		Dichlorodifluoromethane	<	0.5		ug/L	
OU4	W-818-06	3/11/21		Methylene chloride	<	0.5		ug/L	
OU4	W-818-06	3/11/21		Tetrachloroethene	<	0.5		ug/L	
OU4	W-818-06	3/11/21		trans-1,2-Dichloroethene	<	0.5		ug/L	
OU4	W-818-06	3/11/21		trans-1,3-Dichloropropene	<	0.5		ug/L	
OU4	W-818-06	3/11/21		Trichloroethene		10		ug/L	
OU4	W-818-06	3/11/21		Trichlorofluoromethane	<	0.5		ug/L	
OU4	W-818-06	3/11/21		Trichlorotrifluoroethane	<	0.5		ug/L	
OU4	W-818-06	3/11/21		Vinyl chloride	<	0.5		ug/L	
OU4	W-818-06	3/11/21		1,3-Dinitrobenzene	<	2		ug/L	D
OU4	W-818-06	3/11/21		1,3,5-Trinitrobenzene	<	2		ug/L	D

Attachment 1. Table 1. Groundwater analytical data, Site 300, 2021.

OU	Location	Date	Sample Type	Parameter	LOS Indicator	Result	Error	Units	QA Flag
OU4	W-818-06	3/11/21		2-Amino-4,6-dinitrotoluene	<	2		ug/L	D
OU4	W-818-06	3/11/21		2-Nitrotoluene	<	2		ug/L	D
OU4	W-818-06	3/11/21		2,4-Dinitrotoluene	<	2		ug/L	D
OU4	W-818-06	3/11/21		2,6-Dinitrotoluene	<	2		ug/L	D
OU4	W-818-06	3/11/21		3-Nitrotoluene	<	2		ug/L	D
OU4	W-818-06	3/11/21		4-Amino-2,6-dinitrotoluene	<	2		ug/L	D
OU4	W-818-06	3/11/21		4-Nitrotoluene	<	2		ug/L	D
OU4	W-818-06	3/11/21		HMX	<	1		ug/L	D
OU4	W-818-06	3/11/21		Nitrobenzene	<	2		ug/L	D
OU4	W-818-06	3/11/21		RDX	<	1		ug/L	D
OU4	W-818-06	3/11/21		TNT	<	2		ug/L	D
OU4	W-818-07	3/11/21		Nitrate (as NO3)	<	1		mg/L	D
OU4	W-818-07	3/11/21		Perchlorate	<	4		ug/L	
OU4	W-818-07	3/11/21		1,1-Dichloroethane	<	0.5		ug/L	
OU4	W-818-07	3/11/21		1,1-Dichloroethene	<	0.5		ug/L	
OU4	W-818-07	3/11/21		1,1,1-Trichloroethane	<	0.5		ug/L	
OU4	W-818-07	3/11/21		1,1,2-Trichloroethane	<	0.5		ug/L	
OU4	W-818-07	3/11/21		1,1,2,2-Tetrachloroethane	<	0.5		ug/L	
OU4	W-818-07	3/11/21		1,2-Dichlorobenzene	<	0.5		ug/L	
OU4	W-818-07	3/11/21		1,2-Dichloroethane	<	0.5		ug/L	
OU4	W-818-07	3/11/21		1,2-Dichloroethene (total)	<	1		ug/L	
OU4	W-818-07	3/11/21		1,2-Dichloropropane	<	0.5		ug/L	
OU4	W-818-07	3/11/21		1,3-Dichlorobenzene	<	0.5		ug/L	
OU4	W-818-07	3/11/21		1,4-Dichlorobenzene	<	0.5		ug/L	
OU4	W-818-07	3/11/21		2-Chloroethylvinylether	<	10		ug/L	
OU4	W-818-07	3/11/21		Bromodichloromethane	<	0.5		ug/L	
OU4	W-818-07	3/11/21		Bromoform	<	0.5		ug/L	
OU4	W-818-07	3/11/21		Bromomethane	<	1		ug/L	
OU4	W-818-07	3/11/21		Carbon tetrachloride	<	0.5		ug/L	
OU4	W-818-07	3/11/21		Chlorobenzene	<	0.5		ug/L	
OU4	W-818-07	3/11/21		Chloroethane	<	0.5		ug/L	
OU4	W-818-07	3/11/21		Chloroform	<	0.5		ug/L	
OU4	W-818-07	3/11/21		Chloromethane	<	0.5		ug/L	
OU4	W-818-07	3/11/21		cis-1,2-Dichloroethene		0.5		ug/L	
OU4	W-818-07	3/11/21		cis-1,3-Dichloropropene	<	0.5		ug/L	
OU4	W-818-07	3/11/21		Dibromochloromethane	<	0.5		ug/L	
OU4	W-818-07	3/11/21		Dichlorodifluoromethane	<	0.5		ug/L	
OU4	W-818-07	3/11/21		Methylene chloride	<	1		ug/L	
OU4	W-818-07	3/11/21		Tetrachloroethene	<	0.5		ug/L	
OU4	W-818-07	3/11/21		trans-1,2-Dichloroethene	<	0.5		ug/L	
OU4	W-818-07	3/11/21		trans-1,3-Dichloropropene	<	0.5		ug/L	
OU4	W-818-07	3/11/21		Trichloroethene		4.8		ug/L	
OU4	W-818-07	3/11/21		Trichlorofluoromethane	<	0.5		ug/L	
OU4	W-818-07	3/11/21		Trichlorotrifluoroethane	<	0.5		ug/L	
OU4	W-818-07	3/11/21		Vinyl chloride	<	0.5		ug/L	
OU4	W-818-07	9/27/21		1,1-Dichloroethane	<	0.5		ug/L	
OU4	W-818-07	9/27/21		1,1-Dichloroethene	<	0.5		ug/L	
OU4	W-818-07	9/27/21		1,1,1-Trichloroethane	<	0.5		ug/L	
OU4	W-818-07	9/27/21		1,1,2-Trichloroethane	<	0.5		ug/L	
OU4	W-818-07	9/27/21		1,1,2,2-Tetrachloroethane	<	0.5		ug/L	
OU4	W-818-07	9/27/21		1,2-Dichlorobenzene	<	0.5		ug/L	
OU4	W-818-07	9/27/21		1,2-Dichloroethane	<	0.5		ug/L	
OU4	W-818-07	9/27/21		1,2-Dichloroethene (total)	<	1		ug/L	
OU4	W-818-07	9/27/21		1,2-Dichloropropane	<	0.5		ug/L	
OU4	W-818-07	9/27/21		1,3-Dichlorobenzene	<	0.5		ug/L	
OU4	W-818-07	9/27/21		1,4-Dichlorobenzene	<	0.5		ug/L	
OU4	W-818-07	9/27/21		2-Chloroethylvinylether	<	10		ug/L	
OU4	W-818-07	9/27/21		Bromodichloromethane	<	0.5		ug/L	
OU4	W-818-07	9/27/21		Bromoform	<	0.5		ug/L	
OU4	W-818-07	9/27/21		Bromomethane	<	1		ug/L	
OU4	W-818-07	9/27/21		Carbon tetrachloride	<	0.5		ug/L	
OU4	W-818-07	9/27/21		Chlorobenzene	<	0.5		ug/L	
OU4	W-818-07	9/27/21		Chloroethane	<	0.5		ug/L	
OU4	W-818-07	9/27/21		Chloroform	<	0.5		ug/L	
OU4	W-818-07	9/27/21		Chloromethane	<	0.5		ug/L	
OU4	W-818-07	9/27/21		cis-1,2-Dichloroethene		0.72		ug/L	

Attachment 1. Table 1. Groundwater analytical data, Site 300, 2021.

OU	Location	Date	Sample Type	Parameter	LOS Indicator	Result	Error	Units	QA Flag
OU4	W-818-07	9/27/21		cis-1,3-Dichloropropene	<	0.5		ug/L	
OU4	W-818-07	9/27/21		Dibromochloromethane	<	0.5		ug/L	
OU4	W-818-07	9/27/21		Dichlorodifluoromethane	<	0.5		ug/L	
OU4	W-818-07	9/27/21		Methylene chloride	<	1		ug/L	
OU4	W-818-07	9/27/21		Tetrachloroethene	<	0.5		ug/L	
OU4	W-818-07	9/27/21		trans-1,2-Dichloroethene	<	0.5		ug/L	
OU4	W-818-07	9/27/21		trans-1,3-Dichloropropene	<	0.5		ug/L	
OU4	W-818-07	9/27/21		Trichloroethene		3.7		ug/L	
OU4	W-818-07	9/27/21		Trichlorofluoromethane	<	0.5		ug/L	
OU4	W-818-07	9/27/21		Trichlorotrifluoroethane	<	0.5		ug/L	
OU4	W-818-07	9/27/21		Vinyl chloride	<	0.5		ug/L	
OU4	W-818-07	9/27/21		Field Oxidation Potential (Eh)		-129		mVolts	
OU4	W-818-07	9/27/21		Field pH		8.47		Units	
OU4	W-818-07	9/27/21		Field Specific Conductance		1597		umhos/cm	
OU4	W-818-07	9/27/21		Field Temperature		27		Degrees C	
OU4	W-818-08	1/5/21		Nitrate (as NO3)		87		mg/L	
OU4	W-818-08	1/5/21		Perchlorate		5.4		ug/L	
OU4	W-818-08	1/5/21		1,1-Dichloroethane	<	0.5		ug/L	
OU4	W-818-08	1/5/21		1,1-Dichloroethene	<	0.5		ug/L	
OU4	W-818-08	1/5/21		1,1,1-Trichloroethane	<	0.5		ug/L	
OU4	W-818-08	1/5/21		1,1,2-Trichloroethane	<	0.5		ug/L	
OU4	W-818-08	1/5/21		1,1,2,2-Tetrachloroethane	<	0.5		ug/L	
OU4	W-818-08	1/5/21		1,2-Dichlorobenzene	<	0.5		ug/L	
OU4	W-818-08	1/5/21		1,2-Dichloroethane	<	0.5		ug/L	
OU4	W-818-08	1/5/21		1,2-Dichloroethene (total)	<	1		ug/L	
OU4	W-818-08	1/5/21		1,2-Dichloropropane	<	0.5		ug/L	
OU4	W-818-08	1/5/21		1,3-Dichlorobenzene	<	0.5		ug/L	
OU4	W-818-08	1/5/21		1,4-Dichlorobenzene	<	0.5		ug/L	
OU4	W-818-08	1/5/21		2-Chloroethylvinylether	<	10		ug/L	
OU4	W-818-08	1/5/21		Bromodichloromethane	<	0.5		ug/L	
OU4	W-818-08	1/5/21		Bromoform	<	0.5		ug/L	
OU4	W-818-08	1/5/21		Bromomethane	<	1		ug/L	
OU4	W-818-08	1/5/21		Carbon tetrachloride	<	0.5		ug/L	
OU4	W-818-08	1/5/21		Chlorobenzene	<	0.5		ug/L	
OU4	W-818-08	1/5/21		Chloroethane	<	0.5		ug/L	
OU4	W-818-08	1/5/21		Chloroform	<	0.5		ug/L	
OU4	W-818-08	1/5/21		Chloromethane	<	0.5		ug/L	
OU4	W-818-08	1/5/21		cis-1,2-Dichloroethene	<	0.5		ug/L	
OU4	W-818-08	1/5/21		cis-1,3-Dichloropropene	<	0.5		ug/L	
OU4	W-818-08	1/5/21		Dibromochloromethane	<	0.5		ug/L	
OU4	W-818-08	1/5/21		Dichlorodifluoromethane	<	0.5		ug/L	
OU4	W-818-08	1/5/21		Methylene chloride	<	1		ug/L	
OU4	W-818-08	1/5/21		Tetrachloroethene	<	0.5		ug/L	
OU4	W-818-08	1/5/21		trans-1,2-Dichloroethene	<	0.5		ug/L	
OU4	W-818-08	1/5/21		trans-1,3-Dichloropropene	<	0.5		ug/L	
OU4	W-818-08	1/5/21		Trichloroethene		27		ug/L	
OU4	W-818-08	1/5/21		Trichlorofluoromethane	<	0.5		ug/L	
OU4	W-818-08	1/5/21		Trichlorotrifluoroethane	<	0.5		ug/L	
OU4	W-818-08	1/5/21		Vinyl chloride	<	0.5		ug/L	
OU4	W-818-08	1/5/21		1,3-Dinitrobenzene	<	2		ug/L	
OU4	W-818-08	1/5/21		1,3,5-Trinitrobenzene	<	2		ug/L	
OU4	W-818-08	1/5/21		2-Amino-4,6-dinitrotoluene	<	2		ug/L	
OU4	W-818-08	1/5/21		2-Nitrotoluene	<	2		ug/L	
OU4	W-818-08	1/5/21		2,4-Dinitrotoluene	<	2		ug/L	
OU4	W-818-08	1/5/21		2,6-Dinitrotoluene	<	2		ug/L	
OU4	W-818-08	1/5/21		3-Nitrotoluene	<	2		ug/L	
OU4	W-818-08	1/5/21		4-Amino-2,6-dinitrotoluene	<	2		ug/L	
OU4	W-818-08	1/5/21		4-Nitrotoluene	<	2		ug/L	
OU4	W-818-08	1/5/21		HMX	<	1		ug/L	
OU4	W-818-08	1/5/21		Nitrobenzene	<	2		ug/L	
OU4	W-818-08	1/5/21		RDX		2.1		ug/L	
OU4	W-818-08	1/5/21		Tetryl	<	2		ug/L	
OU4	W-818-08	1/5/21		TNT	<	2		ug/L	
OU4	W-818-08	4/1/21		1,1-Dichloroethane	<	0.5		ug/L	
OU4	W-818-08	4/1/21		1,1-Dichloroethene	<	0.5		ug/L	
OU4	W-818-08	4/1/21		1,1,1-Trichloroethane	<	0.5		ug/L	

Attachment 1. Table 1. Groundwater analytical data, Site 300, 2021.

OU	Location	Date	Sample Type	Parameter	LOS Indicator	Result	Error	Units	QA Flag
OU4	W-818-08	4/1/21		1,1,2-Trichloroethane	<	0.5		ug/L	
OU4	W-818-08	4/1/21		1,1,2,2-Tetrachloroethane	<	0.5		ug/L	
OU4	W-818-08	4/1/21		1,2-Dichlorobenzene	<	0.5		ug/L	
OU4	W-818-08	4/1/21		1,2-Dichloroethane	<	0.5		ug/L	
OU4	W-818-08	4/1/21		1,2-Dichloroethene (total)	<	1		ug/L	
OU4	W-818-08	4/1/21		1,2-Dichloropropane	<	0.5		ug/L	
OU4	W-818-08	4/1/21		1,3-Dichlorobenzene	<	0.5		ug/L	
OU4	W-818-08	4/1/21		1,4-Dichlorobenzene	<	0.5		ug/L	
OU4	W-818-08	4/1/21		2-Chloroethylvinylether	<	10		ug/L	
OU4	W-818-08	4/1/21		Bromodichloromethane	<	0.5		ug/L	
OU4	W-818-08	4/1/21		Bromoform	<	0.5		ug/L	
OU4	W-818-08	4/1/21		Bromomethane	<	1		ug/L	
OU4	W-818-08	4/1/21		Carbon tetrachloride	<	0.5		ug/L	
OU4	W-818-08	4/1/21		Chlorobenzene	<	0.5		ug/L	
OU4	W-818-08	4/1/21		Chloroethane	<	0.5		ug/L	
OU4	W-818-08	4/1/21		Chloroform	<	0.5		ug/L	
OU4	W-818-08	4/1/21		Chloromethane	<	0.5		ug/L	
OU4	W-818-08	4/1/21		cis-1,2-Dichloroethene	<	0.5		ug/L	
OU4	W-818-08	4/1/21		cis-1,3-Dichloropropene	<	0.5		ug/L	
OU4	W-818-08	4/1/21		Dibromochloromethane	<	0.5		ug/L	
OU4	W-818-08	4/1/21		Dichlorodifluoromethane	<	0.5		ug/L	
OU4	W-818-08	4/1/21		Methylene chloride	<	1		ug/L	
OU4	W-818-08	4/1/21		Tetrachloroethene	<	0.5		ug/L	
OU4	W-818-08	4/1/21		trans-1,2-Dichloroethene	<	0.5		ug/L	
OU4	W-818-08	4/1/21		trans-1,3-Dichloropropene	<	0.5		ug/L	
OU4	W-818-08	4/1/21		Trichloroethene		25		ug/L	
OU4	W-818-08	4/1/21		Trichlorofluoromethane	<	0.5		ug/L	
OU4	W-818-08	4/1/21		Trichlorotrifluoroethane	<	0.5		ug/L	
OU4	W-818-08	4/1/21		Vinyl chloride	<	0.5		ug/L	
OU4	W-818-08	4/1/21		1,3-Dinitrobenzene	<	2		ug/L	
OU4	W-818-08	4/1/21		1,3,5-Trinitrobenzene	<	2		ug/L	
OU4	W-818-08	4/1/21		2-Amino-4,6-dinitrotoluene	<	2		ug/L	
OU4	W-818-08	4/1/21		2-Nitrotoluene	<	2		ug/L	
OU4	W-818-08	4/1/21		2,4-Dinitrotoluene	<	2		ug/L	
OU4	W-818-08	4/1/21		2,6-Dinitrotoluene	<	2		ug/L	
OU4	W-818-08	4/1/21		3-Nitrotoluene	<	2		ug/L	
OU4	W-818-08	4/1/21		4-Amino-2,6-dinitrotoluene	<	2		ug/L	
OU4	W-818-08	4/1/21		4-Nitrotoluene	<	2		ug/L	
OU4	W-818-08	4/1/21		HMX	<	1		ug/L	
OU4	W-818-08	4/1/21		Nitrobenzene	<	2		ug/L	
OU4	W-818-08	4/1/21		RDX		2.1		ug/L	
OU4	W-818-08	4/1/21		Tetryl	<	2		ug/L	
OU4	W-818-08	4/1/21		TNT	<	2		ug/L	
OU4	W-818-08	12/13/21		1,1-Dichloroethane	<	0.5		ug/L	
OU4	W-818-08	12/13/21		1,1-Dichloroethene	<	0.5		ug/L	
OU4	W-818-08	12/13/21		1,1,1-Trichloroethane	<	0.5		ug/L	
OU4	W-818-08	12/13/21		1,1,2-Trichloroethane	<	0.5		ug/L	
OU4	W-818-08	12/13/21		1,1,2,2-Tetrachloroethane	<	0.5		ug/L	
OU4	W-818-08	12/13/21		1,2-Dichlorobenzene	<	0.5		ug/L	
OU4	W-818-08	12/13/21		1,2-Dichloroethane	<	0.5		ug/L	
OU4	W-818-08	12/13/21		1,2-Dichloroethene (total)	<	1		ug/L	
OU4	W-818-08	12/13/21		1,2-Dichloropropane	<	0.5		ug/L	
OU4	W-818-08	12/13/21		1,3-Dichlorobenzene	<	0.5		ug/L	
OU4	W-818-08	12/13/21		1,4-Dichlorobenzene	<	0.5		ug/L	
OU4	W-818-08	12/13/21		2-Chloroethylvinylether	<	10		ug/L	
OU4	W-818-08	12/13/21		Bromodichloromethane	<	0.5		ug/L	
OU4	W-818-08	12/13/21		Bromoform	<	0.5		ug/L	
OU4	W-818-08	12/13/21		Bromomethane	<	1		ug/L	
OU4	W-818-08	12/13/21		Carbon tetrachloride	<	0.5		ug/L	
OU4	W-818-08	12/13/21		Chlorobenzene	<	0.5		ug/L	
OU4	W-818-08	12/13/21		Chloroethane	<	0.5		ug/L	
OU4	W-818-08	12/13/21		Chloroform	<	0.5		ug/L	
OU4	W-818-08	12/13/21		Chloromethane	<	0.5		ug/L	
OU4	W-818-08	12/13/21		cis-1,2-Dichloroethene	<	0.5		ug/L	
OU4	W-818-08	12/13/21		cis-1,3-Dichloropropene	<	0.5		ug/L	
OU4	W-818-08	12/13/21		Dibromochloromethane	<	0.5		ug/L	

Attachment 1. Table 1. Groundwater analytical data, Site 300, 2021.

OU	Location	Date	Sample Type	Parameter	LOS Indicator	Result	Error	Units	QA Flag
OU4	W-818-08	12/13/21		Dichlorodifluoromethane	<	0.5		ug/L	
OU4	W-818-08	12/13/21		Methylene chloride	<	1		ug/L	
OU4	W-818-08	12/13/21		Tetrachloroethene	<	0.5		ug/L	
OU4	W-818-08	12/13/21		trans-1,2-Dichloroethene	<	0.5		ug/L	
OU4	W-818-08	12/13/21		trans-1,3-Dichloropropene	<	0.5		ug/L	
OU4	W-818-08	12/13/21		Trichloroethene		23		ug/L	
OU4	W-818-08	12/13/21		Trichlorofluoromethane	<	0.5		ug/L	
OU4	W-818-08	12/13/21		Trichlorotrifluoroethane	<	0.5		ug/L	
OU4	W-818-08	12/13/21		Vinyl chloride	<	0.5		ug/L	
OU4	W-818-08	12/13/21		1,3-Dinitrobenzene	<	2		ug/L	
OU4	W-818-08	12/13/21		1,3,5-Trinitrobenzene	<	2		ug/L	
OU4	W-818-08	12/13/21		2-Amino-4,6-dinitrotoluene	<	2		ug/L	
OU4	W-818-08	12/13/21		2-Nitrotoluene	<	2		ug/L	
OU4	W-818-08	12/13/21		2,4-Dinitrotoluene	<	2		ug/L	
OU4	W-818-08	12/13/21		2,6-Dinitrotoluene	<	2		ug/L	
OU4	W-818-08	12/13/21		3-Nitrotoluene	<	2		ug/L	
OU4	W-818-08	12/13/21		4-Amino-2,6-dinitrotoluene	<	2		ug/L	
OU4	W-818-08	12/13/21		4-Nitrotoluene	<	2		ug/L	
OU4	W-818-08	12/13/21		HMX	<	1		ug/L	
OU4	W-818-08	12/13/21		Nitrobenzene	<	2		ug/L	
OU4	W-818-08	12/13/21		RDX		2.7		ug/L	
OU4	W-818-08	12/13/21		Tetryl	<	2		ug/L	
OU4	W-818-08	12/13/21		TNT	<	2		ug/L	
OU4	W-818-09	1/19/21		Nitrate (as NO3)		82		mg/L	
OU4	W-818-09	1/19/21		Perchlorate		4.3		ug/L	
OU4	W-818-09	1/19/21		1,1-Dichloroethane	<	0.5		ug/L	
OU4	W-818-09	1/19/21		1,1-Dichloroethene	<	0.5		ug/L	
OU4	W-818-09	1/19/21		1,1,1-Trichloroethane	<	0.5		ug/L	
OU4	W-818-09	1/19/21		1,1,2-Trichloroethane	<	0.5		ug/L	
OU4	W-818-09	1/19/21		1,1,2,2-Tetrachloroethane	<	0.5		ug/L	
OU4	W-818-09	1/19/21		1,2-Dichlorobenzene	<	0.5		ug/L	
OU4	W-818-09	1/19/21		1,2-Dichloroethane	<	0.5		ug/L	
OU4	W-818-09	1/19/21		1,2-Dichloroethene (total)	<	1		ug/L	
OU4	W-818-09	1/19/21		1,2-Dichloropropane	<	0.5		ug/L	
OU4	W-818-09	1/19/21		1,3-Dichlorobenzene	<	0.5		ug/L	
OU4	W-818-09	1/19/21		1,4-Dichlorobenzene	<	0.5		ug/L	
OU4	W-818-09	1/19/21		2-Chloroethylvinylether	<	10		ug/L	
OU4	W-818-09	1/19/21		Bromodichloromethane	<	0.5		ug/L	
OU4	W-818-09	1/19/21		Bromoform	<	0.5		ug/L	
OU4	W-818-09	1/19/21		Bromomethane	<	1		ug/L	
OU4	W-818-09	1/19/21		Carbon tetrachloride	<	0.5		ug/L	
OU4	W-818-09	1/19/21		Chlorobenzene	<	0.5		ug/L	
OU4	W-818-09	1/19/21		Chloroethane	<	0.5		ug/L	
OU4	W-818-09	1/19/21		Chloroform	<	0.5		ug/L	
OU4	W-818-09	1/19/21		Chloromethane	<	0.5		ug/L	
OU4	W-818-09	1/19/21		cis-1,2-Dichloroethene	<	0.5		ug/L	
OU4	W-818-09	1/19/21		cis-1,3-Dichloropropene	<	0.5		ug/L	
OU4	W-818-09	1/19/21		Dibromochloromethane	<	0.5		ug/L	
OU4	W-818-09	1/19/21		Dichlorodifluoromethane	<	0.5		ug/L	
OU4	W-818-09	1/19/21		Methylene chloride	<	1		ug/L	
OU4	W-818-09	1/19/21		Tetrachloroethene	<	0.5		ug/L	
OU4	W-818-09	1/19/21		trans-1,2-Dichloroethene	<	0.5		ug/L	
OU4	W-818-09	1/19/21		trans-1,3-Dichloropropene	<	0.5		ug/L	
OU4	W-818-09	1/19/21		Trichloroethene		13		ug/L	
OU4	W-818-09	1/19/21		Trichlorofluoromethane	<	0.5		ug/L	
OU4	W-818-09	1/19/21		Trichlorotrifluoroethane	<	0.5		ug/L	
OU4	W-818-09	1/19/21		Vinyl chloride	<	0.5		ug/L	
OU4	W-818-09	1/19/21		1,3-Dinitrobenzene	<	2		ug/L	
OU4	W-818-09	1/19/21		1,3,5-Trinitrobenzene	<	2		ug/L	
OU4	W-818-09	1/19/21		2-Amino-4,6-dinitrotoluene	<	2		ug/L	
OU4	W-818-09	1/19/21		2-Nitrotoluene	<	2		ug/L	
OU4	W-818-09	1/19/21		2,4-Dinitrotoluene	<	2		ug/L	
OU4	W-818-09	1/19/21		2,6-Dinitrotoluene	<	2		ug/L	
OU4	W-818-09	1/19/21		3-Nitrotoluene	<	2		ug/L	
OU4	W-818-09	1/19/21		4-Amino-2,6-dinitrotoluene	<	2		ug/L	
OU4	W-818-09	1/19/21		4-Nitrotoluene	<	2		ug/L	

Attachment 1. Table 1. Groundwater analytical data, Site 300, 2021.

OU	Location	Date	Sample Type	Parameter	LOS Indicator	Result	Error	Units	QA Flag
OU4	W-818-09	1/19/21		HMX	<	1		ug/L	
OU4	W-818-09	1/19/21		Nitrobenzene	<	2		ug/L	
OU4	W-818-09	1/19/21		RDX	<	1		ug/L	
OU4	W-818-09	1/19/21		Tetryl	<	2		ug/L	
OU4	W-818-09	1/19/21		TNT	<	2		ug/L	
OU4	W-818-09	4/1/21		1,1-Dichloroethane	<	0.5		ug/L	
OU4	W-818-09	4/1/21		1,1-Dichloroethene	<	0.5		ug/L	
OU4	W-818-09	4/1/21		1,1,1-Trichloroethane	<	0.5		ug/L	
OU4	W-818-09	4/1/21		1,1,2-Trichloroethane	<	0.5		ug/L	
OU4	W-818-09	4/1/21		1,1,2,2-Tetrachloroethane	<	0.5		ug/L	
OU4	W-818-09	4/1/21		1,2-Dichlorobenzene	<	0.5		ug/L	
OU4	W-818-09	4/1/21		1,2-Dichloroethane	<	0.5		ug/L	
OU4	W-818-09	4/1/21		1,2-Dichloroethene (total)	<	1		ug/L	
OU4	W-818-09	4/1/21		1,2-Dichloropropane	<	0.5		ug/L	
OU4	W-818-09	4/1/21		1,3-Dichlorobenzene	<	0.5		ug/L	
OU4	W-818-09	4/1/21		1,4-Dichlorobenzene	<	0.5		ug/L	
OU4	W-818-09	4/1/21		2-Chloroethylvinylether	<	10		ug/L	
OU4	W-818-09	4/1/21		Bromodichloromethane	<	0.5		ug/L	
OU4	W-818-09	4/1/21		Bromoform	<	0.5		ug/L	
OU4	W-818-09	4/1/21		Bromomethane	<	1		ug/L	
OU4	W-818-09	4/1/21		Carbon tetrachloride	<	0.5		ug/L	
OU4	W-818-09	4/1/21		Chlorobenzene	<	0.5		ug/L	
OU4	W-818-09	4/1/21		Chloroethane	<	0.5		ug/L	
OU4	W-818-09	4/1/21		Chloroform	<	0.5		ug/L	
OU4	W-818-09	4/1/21		Chloromethane	<	0.5		ug/L	
OU4	W-818-09	4/1/21		cis-1,2-Dichloroethene	<	0.5		ug/L	
OU4	W-818-09	4/1/21		cis-1,3-Dichloropropene	<	0.5		ug/L	
OU4	W-818-09	4/1/21		Dibromochloromethane	<	0.5		ug/L	
OU4	W-818-09	4/1/21		Dichlorodifluoromethane	<	0.5		ug/L	
OU4	W-818-09	4/1/21		Methylene chloride	<	1		ug/L	
OU4	W-818-09	4/1/21		Tetrachloroethene	<	0.5		ug/L	
OU4	W-818-09	4/1/21		trans-1,2-Dichloroethene	<	0.5		ug/L	
OU4	W-818-09	4/1/21		trans-1,3-Dichloropropene	<	0.5		ug/L	
OU4	W-818-09	4/1/21		Trichloroethene		13		ug/L	
OU4	W-818-09	4/1/21		Trichlorofluoromethane	<	0.5		ug/L	
OU4	W-818-09	4/1/21		Trichlorotrifluoroethane	<	0.5		ug/L	
OU4	W-818-09	4/1/21		Vinyl chloride	<	0.5		ug/L	
OU4	W-818-09	4/1/21		1,3-Dinitrobenzene	<	2		ug/L	
OU4	W-818-09	4/1/21		1,3,5-Trinitrobenzene	<	2		ug/L	
OU4	W-818-09	4/1/21		2-Amino-4,6-dinitrotoluene	<	2		ug/L	
OU4	W-818-09	4/1/21		2-Nitrotoluene	<	2		ug/L	
OU4	W-818-09	4/1/21		2,4-Dinitrotoluene	<	2		ug/L	
OU4	W-818-09	4/1/21		2,6-Dinitrotoluene	<	2		ug/L	
OU4	W-818-09	4/1/21		3-Nitrotoluene	<	2		ug/L	
OU4	W-818-09	4/1/21		4-Amino-2,6-dinitrotoluene	<	2		ug/L	
OU4	W-818-09	4/1/21		4-Nitrotoluene	<	2		ug/L	
OU4	W-818-09	4/1/21		HMX	<	1		ug/L	
OU4	W-818-09	4/1/21		Nitrobenzene	<	2		ug/L	
OU4	W-818-09	4/1/21		RDX		1.2		ug/L	
OU4	W-818-09	4/1/21		Tetryl	<	2		ug/L	
OU4	W-818-09	4/1/21		TNT	<	2		ug/L	
OU4	W-818-09	7/20/21		Perchlorate		5		ug/L	
OU4	W-818-09	7/20/21		1,1-Dichloroethane	<	0.5		ug/L	
OU4	W-818-09	7/20/21		1,1-Dichloroethene	<	0.5		ug/L	
OU4	W-818-09	7/20/21		1,1,1-Trichloroethane	<	0.5		ug/L	
OU4	W-818-09	7/20/21		1,1,2-Trichloroethane	<	0.5		ug/L	
OU4	W-818-09	7/20/21		1,1,2,2-Tetrachloroethane	<	0.5		ug/L	
OU4	W-818-09	7/20/21		1,2-Dichlorobenzene	<	0.5		ug/L	
OU4	W-818-09	7/20/21		1,2-Dichloroethane	<	0.5		ug/L	
OU4	W-818-09	7/20/21		1,2-Dichloroethene (total)	<	1		ug/L	
OU4	W-818-09	7/20/21		1,2-Dichloropropane	<	0.5		ug/L	
OU4	W-818-09	7/20/21		1,3-Dichlorobenzene	<	0.5		ug/L	
OU4	W-818-09	7/20/21		1,4-Dichlorobenzene	<	0.5		ug/L	
OU4	W-818-09	7/20/21		2-Chloroethylvinylether	<	10		ug/L	
OU4	W-818-09	7/20/21		Bromodichloromethane	<	0.5		ug/L	
OU4	W-818-09	7/20/21		Bromoform	<	0.5		ug/L	

Attachment 1. Table 1. Groundwater analytical data, Site 300, 2021.

OU	Location	Date	Sample Type	Parameter	LOS Indicator	Result	Error	Units	QA Flag
OU4	W-818-09	7/20/21		Bromomethane	<	1		ug/L	
OU4	W-818-09	7/20/21		Carbon tetrachloride	<	0.5		ug/L	
OU4	W-818-09	7/20/21		Chlorobenzene	<	0.5		ug/L	
OU4	W-818-09	7/20/21		Chloroethane	<	0.5		ug/L	
OU4	W-818-09	7/20/21		Chloroform	<	0.5		ug/L	
OU4	W-818-09	7/20/21		Chloromethane	<	0.5		ug/L	
OU4	W-818-09	7/20/21		cis-1,2-Dichloroethene	<	0.5		ug/L	
OU4	W-818-09	7/20/21		cis-1,3-Dichloropropene	<	0.5		ug/L	
OU4	W-818-09	7/20/21		Dibromochloromethane	<	0.5		ug/L	
OU4	W-818-09	7/20/21		Dichlorodifluoromethane	<	0.5		ug/L	
OU4	W-818-09	7/20/21		Methylene chloride	<	1		ug/L	
OU4	W-818-09	7/20/21		Tetrachloroethene	<	0.5		ug/L	
OU4	W-818-09	7/20/21		trans-1,2-Dichloroethene	<	0.5		ug/L	
OU4	W-818-09	7/20/21		trans-1,3-Dichloropropene	<	0.5		ug/L	
OU4	W-818-09	7/20/21		Trichloroethene		13		ug/L	
OU4	W-818-09	7/20/21		Trichlorofluoromethane	<	0.5		ug/L	
OU4	W-818-09	7/20/21		Trichlorotrifluoroethane	<	0.5		ug/L	
OU4	W-818-09	7/20/21		Vinyl chloride	<	0.5		ug/L	
OU4	W-818-09	7/20/21		1,3-Dinitrobenzene	<	2		ug/L	
OU4	W-818-09	7/20/21		1,3,5-Trinitrobenzene	<	2		ug/L	
OU4	W-818-09	7/20/21		2-Amino-4,6-dinitrotoluene	<	2		ug/L	
OU4	W-818-09	7/20/21		2-Nitrotoluene	<	2		ug/L	
OU4	W-818-09	7/20/21		2,4-Dinitrotoluene	<	2		ug/L	
OU4	W-818-09	7/20/21		2,6-Dinitrotoluene	<	2		ug/L	
OU4	W-818-09	7/20/21		3-Nitrotoluene	<	2		ug/L	
OU4	W-818-09	7/20/21		4-Amino-2,6-dinitrotoluene	<	2		ug/L	
OU4	W-818-09	7/20/21		4-Nitrotoluene	<	2		ug/L	
OU4	W-818-09	7/20/21		HMX	<	1		ug/L	
OU4	W-818-09	7/20/21		Nitrobenzene	<	2		ug/L	
OU4	W-818-09	7/20/21		RDX		1.3		ug/L	
OU4	W-818-09	7/20/21		Tetryl	<	2		ug/L	
OU4	W-818-09	7/20/21		TNT	<	2		ug/L	
OU4	W-818-09	10/4/21		1,1-Dichloroethane	<	0.5		ug/L	
OU4	W-818-09	10/4/21		1,1-Dichloroethene	<	0.5		ug/L	
OU4	W-818-09	10/4/21		1,1,1-Trichloroethane	<	0.5		ug/L	
OU4	W-818-09	10/4/21		1,1,2-Trichloroethane	<	0.5		ug/L	
OU4	W-818-09	10/4/21		1,1,2,2-Tetrachloroethane	<	0.5		ug/L	
OU4	W-818-09	10/4/21		1,2-Dichlorobenzene	<	0.5		ug/L	
OU4	W-818-09	10/4/21		1,2-Dichloroethane	<	0.5		ug/L	
OU4	W-818-09	10/4/21		1,2-Dichloroethene (total)	<	1		ug/L	
OU4	W-818-09	10/4/21		1,2-Dichloropropane	<	0.5		ug/L	
OU4	W-818-09	10/4/21		1,3-Dichlorobenzene	<	0.5		ug/L	
OU4	W-818-09	10/4/21		1,4-Dichlorobenzene	<	0.5		ug/L	
OU4	W-818-09	10/4/21		2-Chloroethylvinylether	<	10		ug/L	
OU4	W-818-09	10/4/21		Bromodichloromethane	<	0.5		ug/L	
OU4	W-818-09	10/4/21		Bromoform	<	0.5		ug/L	
OU4	W-818-09	10/4/21		Bromomethane	<	1		ug/L	
OU4	W-818-09	10/4/21		Carbon tetrachloride	<	0.5		ug/L	
OU4	W-818-09	10/4/21		Chlorobenzene	<	0.5		ug/L	
OU4	W-818-09	10/4/21		Chloroethane	<	0.5		ug/L	
OU4	W-818-09	10/4/21		Chloroform	<	0.5		ug/L	
OU4	W-818-09	10/4/21		Chloromethane	<	0.5		ug/L	
OU4	W-818-09	10/4/21		cis-1,2-Dichloroethene	<	0.5		ug/L	
OU4	W-818-09	10/4/21		cis-1,3-Dichloropropene	<	0.5		ug/L	
OU4	W-818-09	10/4/21		Dibromochloromethane	<	0.5		ug/L	
OU4	W-818-09	10/4/21		Dichlorodifluoromethane	<	0.5		ug/L	
OU4	W-818-09	10/4/21		Methylene chloride	<	1		ug/L	
OU4	W-818-09	10/4/21		Tetrachloroethene	<	0.5		ug/L	
OU4	W-818-09	10/4/21		trans-1,2-Dichloroethene	<	0.5		ug/L	
OU4	W-818-09	10/4/21		trans-1,3-Dichloropropene	<	0.5		ug/L	
OU4	W-818-09	10/4/21		Trichloroethene		13		ug/L	
OU4	W-818-09	10/4/21		Trichlorofluoromethane	<	0.5		ug/L	
OU4	W-818-09	10/4/21		Trichlorotrifluoroethane	<	0.5		ug/L	
OU4	W-818-09	10/4/21		Vinyl chloride	<	0.5		ug/L	
OU4	W-818-09	10/4/21		1,3-Dinitrobenzene	<	2		ug/L	
OU4	W-818-09	10/4/21		1,3,5-Trinitrobenzene	<	2		ug/L	

Attachment 1. Table 1. Groundwater analytical data, Site 300, 2021.

OU	Location	Date	Sample Type	Parameter	LOS Indicator	Result	Error	Units	QA Flag
OU4	W-818-09	10/4/21		2-Amino-4,6-dinitrotoluene	<	2		ug/L	
OU4	W-818-09	10/4/21		2-Nitrotoluene	<	2		ug/L	
OU4	W-818-09	10/4/21		2,4-Dinitrotoluene	<	2		ug/L	
OU4	W-818-09	10/4/21		2,6-Dinitrotoluene	<	2		ug/L	
OU4	W-818-09	10/4/21		3-Nitrotoluene	<	2		ug/L	
OU4	W-818-09	10/4/21		4-Amino-2,6-dinitrotoluene	<	2		ug/L	
OU4	W-818-09	10/4/21		4-Nitrotoluene	<	2		ug/L	
OU4	W-818-09	10/4/21		HMX	<	1		ug/L	
OU4	W-818-09	10/4/21		Nitrobenzene	<	2		ug/L	
OU4	W-818-09	10/4/21		RDX		1.3		ug/L	
OU4	W-818-09	10/4/21		Tetryl	<	2		ug/L	
OU4	W-818-09	10/4/21		TNT	<	2		ug/L	
OU4	W-818-11	3/9/21		Nitrate (as NO3)		87		mg/L	
OU4	W-818-11	3/9/21		Perchlorate		4.6		ug/L	
OU4	W-818-11	3/9/21		1,1-Dichloroethane	<	0.5		ug/L	
OU4	W-818-11	3/9/21		1,1-Dichloroethene	<	0.5		ug/L	
OU4	W-818-11	3/9/21		1,1,1-Trichloroethane	<	0.5		ug/L	
OU4	W-818-11	3/9/21		1,1,2-Trichloroethane	<	0.5		ug/L	
OU4	W-818-11	3/9/21		1,1,2,2-Tetrachloroethane	<	0.5		ug/L	
OU4	W-818-11	3/9/21		1,2-Dichlorobenzene	<	0.5		ug/L	
OU4	W-818-11	3/9/21		1,2-Dichloroethane	<	0.5		ug/L	
OU4	W-818-11	3/9/21		1,2-Dichloroethene (total)	<	1		ug/L	
OU4	W-818-11	3/9/21		1,2-Dichloropropane	<	0.5		ug/L	
OU4	W-818-11	3/9/21		1,3-Dichlorobenzene	<	0.5		ug/L	
OU4	W-818-11	3/9/21		1,4-Dichlorobenzene	<	0.5		ug/L	
OU4	W-818-11	3/9/21		2-Chloroethylvinylether	<	10		ug/L	
OU4	W-818-11	3/9/21		Bromodichloromethane	<	0.5		ug/L	
OU4	W-818-11	3/9/21		Bromoform	<	0.5		ug/L	
OU4	W-818-11	3/9/21		Bromomethane	<	1		ug/L	
OU4	W-818-11	3/9/21		Carbon tetrachloride	<	0.5		ug/L	
OU4	W-818-11	3/9/21		Chlorobenzene	<	0.5		ug/L	
OU4	W-818-11	3/9/21		Chloroethane	<	0.5		ug/L	
OU4	W-818-11	3/9/21		Chloroform	<	0.5		ug/L	
OU4	W-818-11	3/9/21		Chloromethane	<	0.5		ug/L	
OU4	W-818-11	3/9/21		cis-1,2-Dichloroethene	<	0.5		ug/L	
OU4	W-818-11	3/9/21		cis-1,3-Dichloropropene	<	0.5		ug/L	
OU4	W-818-11	3/9/21		Dibromochloromethane	<	0.5		ug/L	
OU4	W-818-11	3/9/21		Dichlorodifluoromethane	<	0.5		ug/L	
OU4	W-818-11	3/9/21		Methylene chloride	<	1		ug/L	
OU4	W-818-11	3/9/21		Tetrachloroethene	<	0.5		ug/L	
OU4	W-818-11	3/9/21		trans-1,2-Dichloroethene	<	0.5		ug/L	
OU4	W-818-11	3/9/21		trans-1,3-Dichloropropene	<	0.5		ug/L	
OU4	W-818-11	3/9/21		Trichloroethene		25		ug/L	
OU4	W-818-11	3/9/21		Trichlorofluoromethane	<	0.5		ug/L	
OU4	W-818-11	3/9/21		Trichlorotrifluoroethane	<	0.5		ug/L	
OU4	W-818-11	3/9/21		Vinyl chloride	<	0.5		ug/L	
OU4	W-818-11	3/9/21		1,3-Dinitrobenzene	<	2.5		ug/L	D
OU4	W-818-11	3/9/21		1,3,5-Trinitrobenzene	<	2.5		ug/L	D
OU4	W-818-11	3/9/21		2-Amino-4,6-dinitrotoluene	<	2.5		ug/L	D
OU4	W-818-11	3/9/21		2-Nitrotoluene	<	2.5		ug/L	D
OU4	W-818-11	3/9/21		2,4-Dinitrotoluene	<	2.5		ug/L	D
OU4	W-818-11	3/9/21		2,6-Dinitrotoluene	<	2.5		ug/L	D
OU4	W-818-11	3/9/21		3-Nitrotoluene	<	2.5		ug/L	D
OU4	W-818-11	3/9/21		4-Amino-2,6-dinitrotoluene	<	2.5		ug/L	D
OU4	W-818-11	3/9/21		4-Nitrotoluene	<	2.5		ug/L	D
OU4	W-818-11	3/9/21		HMX	<	1.2		ug/L	D
OU4	W-818-11	3/9/21		Nitrobenzene	<	2.5		ug/L	D
OU4	W-818-11	3/9/21		RDX		22		ug/L	D
OU4	W-818-11	3/9/21		TNT	<	2.5		ug/L	D
OU4	W-818-11	3/9/21		Field Oxidation Potential (Eh)		203		mVolts	
OU4	W-818-11	3/9/21		Field pH		7.31		Units	
OU4	W-818-11	3/9/21		Field Specific Conductance		1401		umhos/cm	
OU4	W-818-11	3/9/21		Field Temperature		18.8		Degrees C	
OU4	W-818-11	3/9/21	DUP	Nitrate (as NO3)		87		mg/L	
OU4	W-818-11	3/9/21	DUP	Perchlorate		4.9		ug/L	
OU4	W-818-11	3/9/21	DUP	1,1-Dichloroethane	<	0.5		ug/L	

Attachment 1. Table 1. Groundwater analytical data, Site 300, 2021.

OU	Location	Date	Sample Type	Parameter	LOS Indicator	Result	Error	Units	QA Flag
OU4	W-818-11	3/9/21	DUP	1,1-Dichloroethene	<	0.5		ug/L	
OU4	W-818-11	3/9/21	DUP	1,1,1-Trichloroethane	<	0.5		ug/L	
OU4	W-818-11	3/9/21	DUP	1,1,2-Trichloroethane	<	0.5		ug/L	
OU4	W-818-11	3/9/21	DUP	1,1,2,2-Tetrachloroethane	<	0.5		ug/L	
OU4	W-818-11	3/9/21	DUP	1,2-Dichlorobenzene	<	0.5		ug/L	
OU4	W-818-11	3/9/21	DUP	1,2-Dichloroethane	<	0.5		ug/L	
OU4	W-818-11	3/9/21	DUP	1,2-Dichloroethene (total)	<	1		ug/L	
OU4	W-818-11	3/9/21	DUP	1,2-Dichloropropane	<	0.5		ug/L	
OU4	W-818-11	3/9/21	DUP	1,3-Dichlorobenzene	<	0.5		ug/L	
OU4	W-818-11	3/9/21	DUP	1,4-Dichlorobenzene	<	0.5		ug/L	
OU4	W-818-11	3/9/21	DUP	2-Chloroethylvinylether	<	10		ug/L	
OU4	W-818-11	3/9/21	DUP	Bromodichloromethane	<	0.5		ug/L	
OU4	W-818-11	3/9/21	DUP	Bromoform	<	0.5		ug/L	
OU4	W-818-11	3/9/21	DUP	Bromomethane	<	1		ug/L	
OU4	W-818-11	3/9/21	DUP	Carbon tetrachloride	<	0.5		ug/L	
OU4	W-818-11	3/9/21	DUP	Chlorobenzene	<	0.5		ug/L	
OU4	W-818-11	3/9/21	DUP	Chloroethane	<	0.5		ug/L	
OU4	W-818-11	3/9/21	DUP	Chloroform	<	0.5		ug/L	
OU4	W-818-11	3/9/21	DUP	Chloromethane	<	0.5		ug/L	
OU4	W-818-11	3/9/21	DUP	cis-1,2-Dichloroethene	<	0.5		ug/L	
OU4	W-818-11	3/9/21	DUP	cis-1,3-Dichloropropene	<	0.5		ug/L	
OU4	W-818-11	3/9/21	DUP	Dibromochloromethane	<	0.5		ug/L	
OU4	W-818-11	3/9/21	DUP	Dichlorodifluoromethane	<	0.5		ug/L	
OU4	W-818-11	3/9/21	DUP	Methylene chloride	<	1		ug/L	
OU4	W-818-11	3/9/21	DUP	Tetrachloroethene	<	0.5		ug/L	
OU4	W-818-11	3/9/21	DUP	trans-1,2-Dichloroethene	<	0.5		ug/L	
OU4	W-818-11	3/9/21	DUP	trans-1,3-Dichloropropene	<	0.5		ug/L	
OU4	W-818-11	3/9/21	DUP	Trichloroethene		23		ug/L	
OU4	W-818-11	3/9/21	DUP	Trichlorofluoromethane	<	0.5		ug/L	
OU4	W-818-11	3/9/21	DUP	Trichlorotrifluoroethane	<	0.5		ug/L	
OU4	W-818-11	3/9/21	DUP	Vinyl chloride	<	0.5		ug/L	
OU4	W-818-11	3/9/21	DUP	1,3-Dinitrobenzene	<	2		ug/L	D
OU4	W-818-11	3/9/21	DUP	1,3,5-Trinitrobenzene	<	2		ug/L	D
OU4	W-818-11	3/9/21	DUP	2-Amino-4,6-dinitrotoluene	<	2		ug/L	D
OU4	W-818-11	3/9/21	DUP	2-Nitrotoluene	<	2		ug/L	D
OU4	W-818-11	3/9/21	DUP	2,4-Dinitrotoluene	<	2		ug/L	D
OU4	W-818-11	3/9/21	DUP	2,6-Dinitrotoluene	<	2		ug/L	D
OU4	W-818-11	3/9/21	DUP	3-Nitrotoluene	<	2		ug/L	D
OU4	W-818-11	3/9/21	DUP	4-Amino-2,6-dinitrotoluene	<	2		ug/L	D
OU4	W-818-11	3/9/21	DUP	4-Nitrotoluene	<	2		ug/L	D
OU4	W-818-11	3/9/21	DUP	HMX	<	1		ug/L	D
OU4	W-818-11	3/9/21	DUP	Nitrobenzene	<	2		ug/L	D
OU4	W-818-11	3/9/21	DUP	RDX		20		ug/L	D
OU4	W-818-11	3/9/21	DUP	TNT	<	2		ug/L	D
OU4	W-818-11	9/8/21		1,1-Dichloroethane	<	0.5		ug/L	
OU4	W-818-11	9/8/21		1,1-Dichloroethene	<	0.5		ug/L	
OU4	W-818-11	9/8/21		1,1,1-Trichloroethane	<	0.5		ug/L	
OU4	W-818-11	9/8/21		1,1,2-Trichloroethane	<	0.5		ug/L	
OU4	W-818-11	9/8/21		1,1,2,2-Tetrachloroethane	<	0.5		ug/L	
OU4	W-818-11	9/8/21		1,2-Dichlorobenzene	<	0.5		ug/L	
OU4	W-818-11	9/8/21		1,2-Dichloroethane	<	0.5		ug/L	
OU4	W-818-11	9/8/21		1,2-Dichloroethene (total)	<	1		ug/L	
OU4	W-818-11	9/8/21		1,2-Dichloropropane	<	0.5		ug/L	
OU4	W-818-11	9/8/21		1,3-Dichlorobenzene	<	0.5		ug/L	
OU4	W-818-11	9/8/21		1,4-Dichlorobenzene	<	0.5		ug/L	
OU4	W-818-11	9/8/21		2-Chloroethylvinylether	<	10		ug/L	
OU4	W-818-11	9/8/21		Bromodichloromethane	<	0.5		ug/L	
OU4	W-818-11	9/8/21		Bromoform	<	0.5		ug/L	
OU4	W-818-11	9/8/21		Bromomethane	<	1		ug/L	O
OU4	W-818-11	9/8/21		Carbon tetrachloride	<	0.5		ug/L	
OU4	W-818-11	9/8/21		Chlorobenzene	<	0.5		ug/L	
OU4	W-818-11	9/8/21		Chloroethane	<	0.5		ug/L	
OU4	W-818-11	9/8/21		Chloroform	<	0.5		ug/L	
OU4	W-818-11	9/8/21		Chloromethane	<	0.5		ug/L	
OU4	W-818-11	9/8/21		cis-1,2-Dichloroethene	<	0.5		ug/L	
OU4	W-818-11	9/8/21		cis-1,3-Dichloropropene	<	0.5		ug/L	

Attachment 1. Table 1. Groundwater analytical data, Site 300, 2021.

OU	Location	Date	Sample Type	Parameter	LOS Indicator	Result	Error	Units	QA Flag
OU4	W-818-11	9/8/21		Dibromochloromethane	<	0.5		ug/L	
OU4	W-818-11	9/8/21		Dichlorodifluoromethane	<	0.5		ug/L	
OU4	W-818-11	9/8/21		Methylene chloride	<	1		ug/L	
OU4	W-818-11	9/8/21		Tetrachloroethene	<	0.5		ug/L	
OU4	W-818-11	9/8/21		trans-1,2-Dichloroethene	<	0.5		ug/L	
OU4	W-818-11	9/8/21		trans-1,3-Dichloropropene	<	0.5		ug/L	
OU4	W-818-11	9/8/21		Trichloroethene		22		ug/L	
OU4	W-818-11	9/8/21		Trichlorofluoromethane	<	0.5		ug/L	
OU4	W-818-11	9/8/21		Trichlorotrifluoroethane	<	0.5		ug/L	
OU4	W-818-11	9/8/21		Vinyl chloride	<	0.5		ug/L	
OU4	W-818-11	9/8/21		Field Oxidation Potential (Eh)		65		mVolts	
OU4	W-818-11	9/8/21		Field pH		8.12		Units	
OU4	W-818-11	9/8/21		Field Specific Conductance		675.4		umhos/cm	
OU4	W-818-11	9/8/21		Field Temperature		28.5		Degrees C	
OU4	W-818-11	9/8/21	DUP	1,1-Dichloroethane	<	0.5		ug/L	
OU4	W-818-11	9/8/21	DUP	1,1-Dichloroethene	<	0.5		ug/L	
OU4	W-818-11	9/8/21	DUP	1,1,1-Trichloroethane	<	0.5		ug/L	
OU4	W-818-11	9/8/21	DUP	1,1,2-Trichloroethane	<	0.5		ug/L	
OU4	W-818-11	9/8/21	DUP	1,1,2,2-Tetrachloroethane	<	0.5		ug/L	
OU4	W-818-11	9/8/21	DUP	1,2-Dichlorobenzene	<	0.5		ug/L	
OU4	W-818-11	9/8/21	DUP	1,2-Dichloroethane	<	0.5		ug/L	
OU4	W-818-11	9/8/21	DUP	1,2-Dichloroethene (total)	<	1		ug/L	
OU4	W-818-11	9/8/21	DUP	1,2-Dichloropropane	<	0.5		ug/L	
OU4	W-818-11	9/8/21	DUP	1,3-Dichlorobenzene	<	0.5		ug/L	
OU4	W-818-11	9/8/21	DUP	1,4-Dichlorobenzene	<	0.5		ug/L	
OU4	W-818-11	9/8/21	DUP	2-Chloroethylvinylether	<	1		ug/L	
OU4	W-818-11	9/8/21	DUP	Bromodichloromethane	<	0.5		ug/L	
OU4	W-818-11	9/8/21	DUP	Bromoform	<	0.5		ug/L	
OU4	W-818-11	9/8/21	DUP	Bromomethane	<	0.5		ug/L	
OU4	W-818-11	9/8/21	DUP	Carbon tetrachloride	<	0.5		ug/L	
OU4	W-818-11	9/8/21	DUP	Chlorobenzene	<	0.5		ug/L	
OU4	W-818-11	9/8/21	DUP	Chloroethane	<	0.5		ug/L	
OU4	W-818-11	9/8/21	DUP	Chloroform	<	0.5		ug/L	
OU4	W-818-11	9/8/21	DUP	Chloromethane	<	0.5		ug/L	
OU4	W-818-11	9/8/21	DUP	cis-1,2-Dichloroethene	<	0.5		ug/L	
OU4	W-818-11	9/8/21	DUP	cis-1,3-Dichloropropene	<	0.5		ug/L	
OU4	W-818-11	9/8/21	DUP	Dibromochloromethane	<	0.5		ug/L	
OU4	W-818-11	9/8/21	DUP	Dichlorodifluoromethane	<	0.5		ug/L	
OU4	W-818-11	9/8/21	DUP	Methylene chloride	<	0.5		ug/L	
OU4	W-818-11	9/8/21	DUP	Tetrachloroethene	<	0.5		ug/L	
OU4	W-818-11	9/8/21	DUP	trans-1,2-Dichloroethene	<	0.5		ug/L	
OU4	W-818-11	9/8/21	DUP	trans-1,3-Dichloropropene	<	0.5		ug/L	
OU4	W-818-11	9/8/21	DUP	Trichloroethene		21		ug/L	
OU4	W-818-11	9/8/21	DUP	Trichlorofluoromethane	<	0.5		ug/L	
OU4	W-818-11	9/8/21	DUP	Trichlorotrifluoroethane	<	0.5		ug/L	
OU4	W-818-11	9/8/21	DUP	Vinyl chloride	<	0.5		ug/L	
OU4	W-819-02	3/11/21		Nitrate (as NO3)	<	1		mg/L	D
OU4	W-819-02	3/11/21		Perchlorate	<	4		ug/L	
OU4	W-819-02	3/11/21		1,1-Dichloroethane	<	0.5		ug/L	
OU4	W-819-02	3/11/21		1,1-Dichloroethene	<	0.5		ug/L	
OU4	W-819-02	3/11/21		1,1,1-Trichloroethane	<	0.5		ug/L	
OU4	W-819-02	3/11/21		1,1,2-Trichloroethane	<	0.5		ug/L	
OU4	W-819-02	3/11/21		1,1,2,2-Tetrachloroethane	<	0.5		ug/L	
OU4	W-819-02	3/11/21		1,2-Dichlorobenzene	<	0.5		ug/L	
OU4	W-819-02	3/11/21		1,2-Dichloroethane	<	0.5		ug/L	
OU4	W-819-02	3/11/21		1,2-Dichloroethene (total)	<	1		ug/L	
OU4	W-819-02	3/11/21		1,2-Dichloropropane	<	0.5		ug/L	
OU4	W-819-02	3/11/21		1,3-Dichlorobenzene	<	0.5		ug/L	
OU4	W-819-02	3/11/21		1,4-Dichlorobenzene	<	0.5		ug/L	
OU4	W-819-02	3/11/21		2-Chloroethylvinylether	<	10		ug/L	
OU4	W-819-02	3/11/21		Bromodichloromethane	<	0.5		ug/L	
OU4	W-819-02	3/11/21		Bromoform	<	0.5		ug/L	
OU4	W-819-02	3/11/21		Bromomethane	<	1		ug/L	
OU4	W-819-02	3/11/21		Carbon tetrachloride	<	0.5		ug/L	
OU4	W-819-02	3/11/21		Chlorobenzene	<	0.5		ug/L	
OU4	W-819-02	3/11/21		Chloroethane	<	0.5		ug/L	

Attachment 1. Table 1. Groundwater analytical data, Site 300, 2021.

OU	Location	Date	Sample Type	Parameter	LOS Indicator	Result	Error	Units	QA Flag
OU4	W-819-02	3/11/21		Chloroform	<	0.5		ug/L	
OU4	W-819-02	3/11/21		Chloromethane	<	0.5		ug/L	
OU4	W-819-02	3/11/21		cis-1,2-Dichloroethene	<	0.5		ug/L	
OU4	W-819-02	3/11/21		cis-1,3-Dichloropropene	<	0.5		ug/L	
OU4	W-819-02	3/11/21		Dibromochloromethane	<	0.5		ug/L	
OU4	W-819-02	3/11/21		Dichlorodifluoromethane	<	0.5		ug/L	
OU4	W-819-02	3/11/21		Methylene chloride	<	1		ug/L	
OU4	W-819-02	3/11/21		Tetrachloroethene	<	0.5		ug/L	
OU4	W-819-02	3/11/21		trans-1,2-Dichloroethene	<	0.5		ug/L	
OU4	W-819-02	3/11/21		trans-1,3-Dichloropropene	<	0.5		ug/L	
OU4	W-819-02	3/11/21		Trichloroethene	<	0.5		ug/L	
OU4	W-819-02	3/11/21		Trichlorofluoromethane	<	0.5		ug/L	
OU4	W-819-02	3/11/21		Trichlorotrifluoroethane	<	0.5		ug/L	
OU4	W-819-02	3/11/21		Vinyl chloride	<	0.5		ug/L	
OU4	W-819-02	3/11/21		1,3-Dinitrobenzene	<	2		ug/L	
OU4	W-819-02	3/11/21		1,3,5-Trinitrobenzene	<	2		ug/L	
OU4	W-819-02	3/11/21		2-Amino-4,6-dinitrotoluene	<	2		ug/L	
OU4	W-819-02	3/11/21		2-Nitrotoluene	<	2		ug/L	
OU4	W-819-02	3/11/21		2,4-Dinitrotoluene	<	2		ug/L	
OU4	W-819-02	3/11/21		2,6-Dinitrotoluene	<	2		ug/L	
OU4	W-819-02	3/11/21		3-Nitrotoluene	<	2		ug/L	
OU4	W-819-02	3/11/21		4-Amino-2,6-dinitrotoluene	<	2		ug/L	
OU4	W-819-02	3/11/21		4-Nitrotoluene	<	2		ug/L	
OU4	W-819-02	3/11/21		HMX	<	1		ug/L	
OU4	W-819-02	3/11/21		Nitrobenzene	<	2		ug/L	
OU4	W-819-02	3/11/21		RDX	<	1		ug/L	
OU4	W-819-02	3/11/21		TNT	<	2		ug/L	
OU4	W-823-01	3/17/21		Nitrate (as NO3)		17		mg/L	
OU4	W-823-01	3/17/21		Perchlorate	<	4		ug/L	
OU4	W-823-01	3/17/21		1,1-Dichloroethane	<	0.5		ug/L	
OU4	W-823-01	3/17/21		1,1-Dichloroethene	<	0.5		ug/L	
OU4	W-823-01	3/17/21		1,1,1-Trichloroethane	<	0.5		ug/L	
OU4	W-823-01	3/17/21		1,1,2-Trichloroethane	<	0.5		ug/L	
OU4	W-823-01	3/17/21		1,1,2,2-Tetrachloroethane	<	0.5		ug/L	
OU4	W-823-01	3/17/21		1,2-Dichlorobenzene	<	0.5		ug/L	
OU4	W-823-01	3/17/21		1,2-Dichloroethane	<	0.5		ug/L	
OU4	W-823-01	3/17/21		1,2-Dichloroethene (total)	<	1		ug/L	
OU4	W-823-01	3/17/21		1,2-Dichloropropane	<	0.5		ug/L	
OU4	W-823-01	3/17/21		1,3-Dichlorobenzene	<	0.5		ug/L	
OU4	W-823-01	3/17/21		1,4-Dichlorobenzene	<	0.5		ug/L	
OU4	W-823-01	3/17/21		2-Chloroethylvinylether	<	10		ug/L	
OU4	W-823-01	3/17/21		Bromodichloromethane	<	0.5		ug/L	
OU4	W-823-01	3/17/21		Bromoform	<	0.5		ug/L	
OU4	W-823-01	3/17/21		Bromomethane	<	1		ug/L	
OU4	W-823-01	3/17/21		Carbon tetrachloride	<	0.5		ug/L	
OU4	W-823-01	3/17/21		Chlorobenzene	<	0.5		ug/L	
OU4	W-823-01	3/17/21		Chloroethane	<	0.5		ug/L	
OU4	W-823-01	3/17/21		Chloroform	<	0.5		ug/L	
OU4	W-823-01	3/17/21		Chloromethane	<	0.5		ug/L	
OU4	W-823-01	3/17/21		cis-1,2-Dichloroethene	<	0.5		ug/L	
OU4	W-823-01	3/17/21		cis-1,3-Dichloropropene	<	0.5		ug/L	
OU4	W-823-01	3/17/21		Dibromochloromethane	<	0.5		ug/L	
OU4	W-823-01	3/17/21		Dichlorodifluoromethane	<	0.5		ug/L	
OU4	W-823-01	3/17/21		Methylene chloride	<	1		ug/L	
OU4	W-823-01	3/17/21		Tetrachloroethene	<	0.5		ug/L	
OU4	W-823-01	3/17/21		trans-1,2-Dichloroethene	<	0.5		ug/L	
OU4	W-823-01	3/17/21		trans-1,3-Dichloropropene	<	0.5		ug/L	
OU4	W-823-01	3/17/21		Trichloroethene	<	0.5		ug/L	
OU4	W-823-01	3/17/21		Trichlorofluoromethane	<	0.5		ug/L	
OU4	W-823-01	3/17/21		Trichlorotrifluoroethane	<	0.5		ug/L	
OU4	W-823-01	3/17/21		Vinyl chloride	<	0.5		ug/L	
OU4	W-823-01	3/17/21		1,3-Dinitrobenzene	<	2		ug/L	D
OU4	W-823-01	3/17/21		1,3,5-Trinitrobenzene	<	2		ug/L	D
OU4	W-823-01	3/17/21		2-Amino-4,6-dinitrotoluene	<	2		ug/L	D
OU4	W-823-01	3/17/21		2-Nitrotoluene	<	2		ug/L	D
OU4	W-823-01	3/17/21		2,4-Dinitrotoluene	<	2		ug/L	D

Attachment 1. Table 1. Groundwater analytical data, Site 300, 2021.

OU	Location	Date	Sample Type	Parameter	LOS Indicator	Result	Error	Units	QA Flag
OU4	W-823-01	3/17/21		2,6-Dinitrotoluene	<	2		ug/L	D
OU4	W-823-01	3/17/21		3-Nitrotoluene	<	2		ug/L	D
OU4	W-823-01	3/17/21		4-Amino-2,6-dinitrotoluene	<	2		ug/L	D
OU4	W-823-01	3/17/21		4-Nitrotoluene	<	2		ug/L	D
OU4	W-823-01	3/17/21		HMX	<	1		ug/L	D
OU4	W-823-01	3/17/21		Nitrobenzene	<	2		ug/L	D
OU4	W-823-01	3/17/21		RDX	<	1		ug/L	D
OU4	W-823-01	3/17/21		TNT	<	2		ug/L	D
OU4	W-823-01	3/17/21		Diesel Fuel	<	200		ug/L	D
OU4	W-823-02	3/25/21		Nitrate (as NO3)	<	1		mg/L	D
OU4	W-823-02	3/25/21		Perchlorate	<	4		ug/L	
OU4	W-823-02	3/25/21		1,1-Dichloroethane	<	0.5		ug/L	
OU4	W-823-02	3/25/21		1,1-Dichloroethene	<	0.5		ug/L	
OU4	W-823-02	3/25/21		1,1,1-Trichloroethane	<	0.5		ug/L	
OU4	W-823-02	3/25/21		1,1,2-Trichloroethane	<	0.5		ug/L	
OU4	W-823-02	3/25/21		1,1,2,2-Tetrachloroethane	<	0.5		ug/L	
OU4	W-823-02	3/25/21		1,2-Dichlorobenzene	<	0.5		ug/L	
OU4	W-823-02	3/25/21		1,2-Dichloroethane	<	0.5		ug/L	
OU4	W-823-02	3/25/21		1,2-Dichloroethene (total)	<	1		ug/L	
OU4	W-823-02	3/25/21		1,2-Dichloropropane	<	0.5		ug/L	
OU4	W-823-02	3/25/21		1,3-Dichlorobenzene	<	0.5		ug/L	
OU4	W-823-02	3/25/21		1,4-Dichlorobenzene	<	0.5		ug/L	
OU4	W-823-02	3/25/21		2-Chloroethylvinylether	<	10		ug/L	
OU4	W-823-02	3/25/21		Bromodichloromethane	<	0.5		ug/L	
OU4	W-823-02	3/25/21		Bromoform	<	0.5		ug/L	
OU4	W-823-02	3/25/21		Bromomethane	<	1		ug/L	
OU4	W-823-02	3/25/21		Carbon tetrachloride	<	0.5		ug/L	
OU4	W-823-02	3/25/21		Chlorobenzene	<	0.5		ug/L	
OU4	W-823-02	3/25/21		Chloroethane	<	0.5		ug/L	
OU4	W-823-02	3/25/21		Chloroform	<	0.5		ug/L	
OU4	W-823-02	3/25/21		Chloromethane	<	0.5		ug/L	
OU4	W-823-02	3/25/21		cis-1,2-Dichloroethene	<	0.5		ug/L	
OU4	W-823-02	3/25/21		cis-1,3-Dichloropropene	<	0.5		ug/L	
OU4	W-823-02	3/25/21		Dibromochloromethane	<	0.5		ug/L	
OU4	W-823-02	3/25/21		Dichlorodifluoromethane	<	0.5		ug/L	
OU4	W-823-02	3/25/21		Methylene chloride	<	1		ug/L	
OU4	W-823-02	3/25/21		Tetrachloroethene	<	0.5		ug/L	
OU4	W-823-02	3/25/21		trans-1,2-Dichloroethene	<	0.5		ug/L	
OU4	W-823-02	3/25/21		trans-1,3-Dichloropropene	<	0.5		ug/L	
OU4	W-823-02	3/25/21		Trichloroethene	<	0.5		ug/L	
OU4	W-823-02	3/25/21		Trichlorofluoromethane	<	0.5		ug/L	
OU4	W-823-02	3/25/21		Trichlorotrifluoroethane	<	0.5		ug/L	
OU4	W-823-02	3/25/21		Vinyl chloride	<	0.5		ug/L	
OU4	W-823-02	3/25/21		1,3-Dinitrobenzene	<	2		ug/L	D
OU4	W-823-02	3/25/21		1,3,5-Trinitrobenzene	<	2		ug/L	D
OU4	W-823-02	3/25/21		2-Amino-4,6-dinitrotoluene	<	2		ug/L	D
OU4	W-823-02	3/25/21		2-Nitrotoluene	<	2		ug/L	D
OU4	W-823-02	3/25/21		2,4-Dinitrotoluene	<	2		ug/L	D
OU4	W-823-02	3/25/21		2,6-Dinitrotoluene	<	2		ug/L	D
OU4	W-823-02	3/25/21		3-Nitrotoluene	<	2		ug/L	D
OU4	W-823-02	3/25/21		4-Amino-2,6-dinitrotoluene	<	2		ug/L	D
OU4	W-823-02	3/25/21		4-Nitrotoluene	<	2		ug/L	D
OU4	W-823-02	3/25/21		HMX	<	1		ug/L	D
OU4	W-823-02	3/25/21		Nitrobenzene	<	2		ug/L	D
OU4	W-823-02	3/25/21		RDX	<	1		ug/L	D
OU4	W-823-02	3/25/21		TNT	<	2		ug/L	D
OU4	W-823-02	3/25/21		Diesel Fuel	<	200		ug/L	
OU4	W-823-02	3/25/21		Field Oxidation Potential (Eh)		134		mVolts	
OU4	W-823-02	3/25/21		Field pH		8.06		Units	
OU4	W-823-02	3/25/21		Field Specific Conductance		1349		umhos/cm	
OU4	W-823-02	3/25/21		Field Temperature		16.8		Degrees C	
OU4	W-823-13	3/17/21		Nitrate (as NO3)		43		mg/L	D
OU4	W-823-13	3/17/21		Perchlorate	<	4		ug/L	
OU4	W-823-13	3/17/21		1,1-Dichloroethane	<	0.5		ug/L	
OU4	W-823-13	3/17/21		1,1-Dichloroethene	<	0.5		ug/L	
OU4	W-823-13	3/17/21		1,1,1-Trichloroethane	<	0.5		ug/L	

Attachment 1. Table 1. Groundwater analytical data, Site 300, 2021.

OU	Location	Date	Sample Type	Parameter	LOS Indicator	Result	Error	Units	QA Flag
OU4	W-823-13	3/17/21		1,1,2-Trichloroethane	<	0.5		ug/L	
OU4	W-823-13	3/17/21		1,1,2,2-Tetrachloroethane	<	0.5		ug/L	
OU4	W-823-13	3/17/21		1,2-Dichlorobenzene	<	0.5		ug/L	
OU4	W-823-13	3/17/21		1,2-Dichloroethane	<	0.5		ug/L	
OU4	W-823-13	3/17/21		1,2-Dichloroethene (total)	<	1		ug/L	
OU4	W-823-13	3/17/21		1,2-Dichloropropane	<	0.5		ug/L	
OU4	W-823-13	3/17/21		1,3-Dichlorobenzene	<	0.5		ug/L	
OU4	W-823-13	3/17/21		1,4-Dichlorobenzene	<	0.5		ug/L	
OU4	W-823-13	3/17/21		2-Chloroethylvinylether	<	10		ug/L	
OU4	W-823-13	3/17/21		Bromodichloromethane	<	0.5		ug/L	
OU4	W-823-13	3/17/21		Bromoform	<	0.5		ug/L	
OU4	W-823-13	3/17/21		Bromomethane	<	1		ug/L	
OU4	W-823-13	3/17/21		Carbon tetrachloride	<	0.5		ug/L	
OU4	W-823-13	3/17/21		Chlorobenzene	<	0.5		ug/L	
OU4	W-823-13	3/17/21		Chloroethane	<	0.5		ug/L	
OU4	W-823-13	3/17/21		Chloroform	<	0.5		ug/L	
OU4	W-823-13	3/17/21		Chloromethane	<	0.5		ug/L	
OU4	W-823-13	3/17/21		cis-1,2-Dichloroethene	<	0.5		ug/L	
OU4	W-823-13	3/17/21		cis-1,3-Dichloropropene	<	0.5		ug/L	
OU4	W-823-13	3/17/21		Dibromochloromethane	<	0.5		ug/L	
OU4	W-823-13	3/17/21		Dichlorodifluoromethane	<	0.5		ug/L	
OU4	W-823-13	3/17/21		Methylene chloride	<	1		ug/L	
OU4	W-823-13	3/17/21		Tetrachloroethene	<	0.5		ug/L	
OU4	W-823-13	3/17/21		trans-1,2-Dichloroethene	<	0.5		ug/L	
OU4	W-823-13	3/17/21		trans-1,3-Dichloropropene	<	0.5		ug/L	
OU4	W-823-13	3/17/21		Trichloroethene	<	0.5		ug/L	
OU4	W-823-13	3/17/21		Trichlorofluoromethane	<	0.5		ug/L	
OU4	W-823-13	3/17/21		Trichlorotrifluoroethane	<	0.5		ug/L	
OU4	W-823-13	3/17/21		Vinyl chloride	<	0.5		ug/L	
OU4	W-823-13	3/17/21		1,3-Dinitrobenzene	<	2.4		ug/L	D
OU4	W-823-13	3/17/21		1,3,5-Trinitrobenzene	<	2.4		ug/L	D
OU4	W-823-13	3/17/21		2-Amino-4,6-dinitrotoluene	<	2.4		ug/L	D
OU4	W-823-13	3/17/21		2-Nitrotoluene	<	2.4		ug/L	D
OU4	W-823-13	3/17/21		2,4-Dinitrotoluene	<	2.4		ug/L	D
OU4	W-823-13	3/17/21		2,6-Dinitrotoluene	<	2.4		ug/L	D
OU4	W-823-13	3/17/21		3-Nitrotoluene	<	2.4		ug/L	D
OU4	W-823-13	3/17/21		4-Amino-2,6-dinitrotoluene	<	2.4		ug/L	D
OU4	W-823-13	3/17/21		4-Nitrotoluene	<	2.4		ug/L	D
OU4	W-823-13	3/17/21		HMX	<	1.2		ug/L	D
OU4	W-823-13	3/17/21		Nitrobenzene	<	2.4		ug/L	D
OU4	W-823-13	3/17/21		RDX	<	1.2		ug/L	D
OU4	W-823-13	3/17/21		TNT	<	2.4		ug/L	D
OU4	W-823-13	9/20/21		Diesel Fuel	<	240		ug/L	D
OU4	W-823-13	9/20/21		Field Oxidation Potential (Eh)		175		mVolts	
OU4	W-823-13	9/20/21		Field pH		7.02		Units	
OU4	W-823-13	9/20/21		Field Specific Conductance		1490		umhos/cm	
OU4	W-823-13	9/20/21		Field Temperature		20.8		Degrees C	
OU4	W-827-02	3/11/21		Nitrate (as NO3)		18		mg/L	
OU4	W-827-02	3/11/21		Perchlorate	<	4		ug/L	
OU4	W-827-02	3/11/21		1,1-Dichloroethane	<	0.5		ug/L	
OU4	W-827-02	3/11/21		1,1-Dichloroethene	<	0.5		ug/L	
OU4	W-827-02	3/11/21		1,1,1-Trichloroethane	<	0.5		ug/L	
OU4	W-827-02	3/11/21		1,1,2-Trichloroethane	<	0.5		ug/L	
OU4	W-827-02	3/11/21		1,1,2,2-Tetrachloroethane	<	0.5		ug/L	
OU4	W-827-02	3/11/21		1,2-Dichlorobenzene	<	0.5		ug/L	
OU4	W-827-02	3/11/21		1,2-Dichloroethane	<	0.5		ug/L	
OU4	W-827-02	3/11/21		1,2-Dichloroethene (total)	<	1		ug/L	
OU4	W-827-02	3/11/21		1,2-Dichloropropane	<	0.5		ug/L	
OU4	W-827-02	3/11/21		1,3-Dichlorobenzene	<	0.5		ug/L	
OU4	W-827-02	3/11/21		1,4-Dichlorobenzene	<	0.5		ug/L	
OU4	W-827-02	3/11/21		2-Chloroethylvinylether	<	10		ug/L	
OU4	W-827-02	3/11/21		Bromodichloromethane	<	0.5		ug/L	
OU4	W-827-02	3/11/21		Bromoform	<	0.5		ug/L	
OU4	W-827-02	3/11/21		Bromomethane	<	1		ug/L	
OU4	W-827-02	3/11/21		Carbon tetrachloride	<	0.5		ug/L	
OU4	W-827-02	3/11/21		Chlorobenzene	<	0.5		ug/L	

Attachment 1. Table 1. Groundwater analytical data, Site 300, 2021.

OU	Location	Date	Sample Type	Parameter	LOS Indicator	Result	Error	Units	QA Flag
OU4	W-827-02	3/11/21		Chloroethane	<	0.5		ug/L	
OU4	W-827-02	3/11/21		Chloroform		0.77		ug/L	
OU4	W-827-02	3/11/21		Chloromethane	<	0.5		ug/L	
OU4	W-827-02	3/11/21		cis-1,2-Dichloroethene	<	0.5		ug/L	
OU4	W-827-02	3/11/21		cis-1,3-Dichloropropene	<	0.5		ug/L	
OU4	W-827-02	3/11/21		Dibromochloromethane	<	0.5		ug/L	
OU4	W-827-02	3/11/21		Dichlorodifluoromethane	<	0.5		ug/L	
OU4	W-827-02	3/11/21		Methylene chloride	<	1		ug/L	
OU4	W-827-02	3/11/21		Tetrachloroethene	<	0.5		ug/L	
OU4	W-827-02	3/11/21		trans-1,2-Dichloroethene	<	0.5		ug/L	
OU4	W-827-02	3/11/21		trans-1,3-Dichloropropene	<	0.5		ug/L	
OU4	W-827-02	3/11/21		Trichloroethene		4.2		ug/L	
OU4	W-827-02	3/11/21		Trichlorofluoromethane	<	0.5		ug/L	
OU4	W-827-02	3/11/21		Trichlorotrifluoroethane	<	0.5		ug/L	
OU4	W-827-02	3/11/21		Vinyl chloride	<	0.5		ug/L	
OU4	W-827-02	3/11/21		1,3-Dinitrobenzene	<	2		ug/L	
OU4	W-827-02	3/11/21		1,3,5-Trinitrobenzene	<	2		ug/L	
OU4	W-827-02	3/11/21		2-Amino-4,6-dinitrotoluene	<	2		ug/L	
OU4	W-827-02	3/11/21		2-Nitrotoluene	<	2		ug/L	
OU4	W-827-02	3/11/21		2,4-Dinitrotoluene	<	2		ug/L	
OU4	W-827-02	3/11/21		2,6-Dinitrotoluene	<	2		ug/L	
OU4	W-827-02	3/11/21		3-Nitrotoluene	<	2		ug/L	
OU4	W-827-02	3/11/21		4-Amino-2,6-dinitrotoluene	<	2		ug/L	
OU4	W-827-02	3/11/21		4-Nitrotoluene	<	2		ug/L	
OU4	W-827-02	3/11/21		HMX	<	1		ug/L	
OU4	W-827-02	3/11/21		Nitrobenzene	<	2		ug/L	
OU4	W-827-02	3/11/21		RDX	<	1		ug/L	
OU4	W-827-02	3/11/21		TNT	<	2		ug/L	
OU4	W-829-06	3/9/21		Nitrate (as NO3)		70		mg/L	D
OU4	W-829-06	3/9/21		Perchlorate		15		ug/L	
OU4	W-829-06	3/9/21		1,1-Dichloroethane	<	0.5		ug/L	
OU4	W-829-06	3/9/21		1,1-Dichloroethene	<	0.5		ug/L	
OU4	W-829-06	3/9/21		1,1,1-Trichloroethane	<	0.5		ug/L	
OU4	W-829-06	3/9/21		1,1,2-Trichloroethane	<	0.5		ug/L	
OU4	W-829-06	3/9/21		1,1,2,2-Tetrachloroethane	<	0.5		ug/L	
OU4	W-829-06	3/9/21		1,2-Dichlorobenzene	<	0.5		ug/L	
OU4	W-829-06	3/9/21		1,2-Dichloroethane	<	0.5		ug/L	
OU4	W-829-06	3/9/21		1,2-Dichloroethene (total)	<	1		ug/L	
OU4	W-829-06	3/9/21		1,2-Dichloropropane	<	0.5		ug/L	
OU4	W-829-06	3/9/21		1,3-Dichlorobenzene	<	0.5		ug/L	
OU4	W-829-06	3/9/21		1,4-Dichlorobenzene	<	0.5		ug/L	
OU4	W-829-06	3/9/21		2-Chloroethylvinylether	<	10		ug/L	
OU4	W-829-06	3/9/21		Bromodichloromethane	<	0.5		ug/L	
OU4	W-829-06	3/9/21		Bromoform	<	0.5		ug/L	
OU4	W-829-06	3/9/21		Bromomethane	<	1		ug/L	
OU4	W-829-06	3/9/21		Carbon tetrachloride	<	0.5		ug/L	
OU4	W-829-06	3/9/21		Chlorobenzene	<	0.5		ug/L	
OU4	W-829-06	3/9/21		Chloroethane	<	0.5		ug/L	
OU4	W-829-06	3/9/21		Chloroform	<	0.5		ug/L	
OU4	W-829-06	3/9/21		Chloromethane	<	0.5		ug/L	
OU4	W-829-06	3/9/21		cis-1,2-Dichloroethene	<	0.5		ug/L	
OU4	W-829-06	3/9/21		cis-1,3-Dichloropropene	<	0.5		ug/L	
OU4	W-829-06	3/9/21		Dibromochloromethane	<	0.5		ug/L	
OU4	W-829-06	3/9/21		Dichlorodifluoromethane	<	0.5		ug/L	
OU4	W-829-06	3/9/21		Methylene chloride	<	1		ug/L	
OU4	W-829-06	3/9/21		Tetrachloroethene	<	0.5		ug/L	
OU4	W-829-06	3/9/21		trans-1,2-Dichloroethene	<	0.5		ug/L	
OU4	W-829-06	3/9/21		trans-1,3-Dichloropropene	<	0.5		ug/L	
OU4	W-829-06	3/9/21		Trichloroethene		25		ug/L	
OU4	W-829-06	3/9/21		Trichlorofluoromethane	<	0.5		ug/L	
OU4	W-829-06	3/9/21		Trichlorotrifluoroethane	<	0.5		ug/L	
OU4	W-829-06	3/9/21		Vinyl chloride	<	0.5		ug/L	
OU4	W-829-06	3/9/21		1,3-Dinitrobenzene	<	2		ug/L	D
OU4	W-829-06	3/9/21		1,3,5-Trinitrobenzene	<	2		ug/L	D
OU4	W-829-06	3/9/21		2-Amino-4,6-dinitrotoluene	<	2		ug/L	D
OU4	W-829-06	3/9/21		2-Nitrotoluene	<	2		ug/L	D

Attachment 1. Table 1. Groundwater analytical data, Site 300, 2021.

OU	Location	Date	Sample Type	Parameter	LOS Indicator	Result	Error	Units	QA Flag
OU4	W-829-06	3/9/21		2,4-Dinitrotoluene	<	2		ug/L	D
OU4	W-829-06	3/9/21		2,6-Dinitrotoluene	<	2		ug/L	D
OU4	W-829-06	3/9/21		3-Nitrotoluene	<	2		ug/L	D
OU4	W-829-06	3/9/21		4-Amino-2,6-dinitrotoluene	<	2		ug/L	D
OU4	W-829-06	3/9/21		4-Nitrotoluene	<	2		ug/L	D
OU4	W-829-06	3/9/21		HMX	<	1		ug/L	D
OU4	W-829-06	3/9/21		Nitrobenzene	<	2		ug/L	D
OU4	W-829-06	3/9/21		RDX	<	1		ug/L	D
OU4	W-829-06	3/9/21		TNT	<	2		ug/L	D
OU4	W-829-06	4/8/21		Nitrate (as NO3)		67		mg/L	D
OU4	W-829-06	4/8/21		Perchlorate		19		ug/L	D
OU4	W-829-06	4/8/21		1,1-Dichloroethane	<	0.5		ug/L	
OU4	W-829-06	4/8/21		1,1-Dichloroethene	<	0.5		ug/L	
OU4	W-829-06	4/8/21		1,1,1-Trichloroethane	<	0.5		ug/L	
OU4	W-829-06	4/8/21		1,1,2-Trichloroethane	<	0.5		ug/L	
OU4	W-829-06	4/8/21		1,1,2,2-Tetrachloroethane	<	0.5		ug/L	
OU4	W-829-06	4/8/21		1,2-Dichlorobenzene	<	0.5		ug/L	
OU4	W-829-06	4/8/21		1,2-Dichloroethane	<	0.5		ug/L	
OU4	W-829-06	4/8/21		1,2-Dichloroethene (total)	<	1		ug/L	
OU4	W-829-06	4/8/21		1,2-Dichloropropane	<	0.5		ug/L	
OU4	W-829-06	4/8/21		1,3-Dichlorobenzene	<	0.5		ug/L	
OU4	W-829-06	4/8/21		1,4-Dichlorobenzene	<	0.5		ug/L	
OU4	W-829-06	4/8/21		2-Chloroethylvinylether	<	10		ug/L	
OU4	W-829-06	4/8/21		Bromodichloromethane	<	0.5		ug/L	
OU4	W-829-06	4/8/21		Bromoform	<	0.5		ug/L	
OU4	W-829-06	4/8/21		Bromomethane	<	1		ug/L	
OU4	W-829-06	4/8/21		Carbon tetrachloride	<	0.5		ug/L	
OU4	W-829-06	4/8/21		Chlorobenzene	<	0.5		ug/L	
OU4	W-829-06	4/8/21		Chloroethane	<	0.5		ug/L	
OU4	W-829-06	4/8/21		Chloroform	<	0.5		ug/L	
OU4	W-829-06	4/8/21		Chloromethane	<	0.5		ug/L	
OU4	W-829-06	4/8/21		cis-1,2-Dichloroethene	<	0.5		ug/L	
OU4	W-829-06	4/8/21		cis-1,3-Dichloropropene	<	0.5		ug/L	
OU4	W-829-06	4/8/21		Dibromochloromethane	<	0.5		ug/L	
OU4	W-829-06	4/8/21		Dichlorodifluoromethane	<	0.5		ug/L	
OU4	W-829-06	4/8/21		Methylene chloride	<	1		ug/L	
OU4	W-829-06	4/8/21		Tetrachloroethene	<	0.5		ug/L	
OU4	W-829-06	4/8/21		trans-1,2-Dichloroethene	<	0.5		ug/L	
OU4	W-829-06	4/8/21		trans-1,3-Dichloropropene	<	0.5		ug/L	
OU4	W-829-06	4/8/21		Trichloroethene		41		ug/L	
OU4	W-829-06	4/8/21		Trichlorofluoromethane	<	0.5		ug/L	
OU4	W-829-06	4/8/21		Trichlorotrifluoroethane	<	0.5		ug/L	
OU4	W-829-06	4/8/21		Vinyl chloride	<	0.5		ug/L	
OU4	W-829-06	7/7/21		Nitrate (as NO3)		69		mg/L	D
OU4	W-829-06	7/7/21		Perchlorate		17		ug/L	
OU4	W-829-06	7/7/21		1,1-Dichloroethane	<	0.5		ug/L	
OU4	W-829-06	7/7/21		1,1-Dichloroethene	<	0.5		ug/L	
OU4	W-829-06	7/7/21		1,1,1-Trichloroethane	<	0.5		ug/L	
OU4	W-829-06	7/7/21		1,1,2-Trichloroethane	<	0.5		ug/L	
OU4	W-829-06	7/7/21		1,1,2,2-Tetrachloroethane	<	0.5		ug/L	
OU4	W-829-06	7/7/21		1,2-Dichlorobenzene	<	0.5		ug/L	
OU4	W-829-06	7/7/21		1,2-Dichloroethane	<	0.5		ug/L	
OU4	W-829-06	7/7/21		1,2-Dichloroethene (total)	<	1		ug/L	
OU4	W-829-06	7/7/21		1,2-Dichloropropane	<	0.5		ug/L	
OU4	W-829-06	7/7/21		1,3-Dichlorobenzene	<	0.5		ug/L	
OU4	W-829-06	7/7/21		1,4-Dichlorobenzene	<	0.5		ug/L	
OU4	W-829-06	7/7/21		2-Chloroethylvinylether	<	10		ug/L	
OU4	W-829-06	7/7/21		Bromodichloromethane	<	0.5		ug/L	
OU4	W-829-06	7/7/21		Bromoform	<	0.5		ug/L	
OU4	W-829-06	7/7/21		Bromomethane	<	1		ug/L	
OU4	W-829-06	7/7/21		Carbon tetrachloride	<	0.5		ug/L	
OU4	W-829-06	7/7/21		Chlorobenzene	<	0.5		ug/L	
OU4	W-829-06	7/7/21		Chloroethane	<	0.5		ug/L	
OU4	W-829-06	7/7/21		Chloroform	<	0.5		ug/L	
OU4	W-829-06	7/7/21		Chloromethane	<	0.5		ug/L	
OU4	W-829-06	7/7/21		cis-1,2-Dichloroethene	<	0.5		ug/L	

Attachment 1. Table 1. Groundwater analytical data, Site 300, 2021.

OU	Location	Date	Sample Type	Parameter	LOS Indicator	Result	Error	Units	QA Flag
OU4	W-829-06	7/7/21		cis-1,3-Dichloropropene	<	0.5		ug/L	
OU4	W-829-06	7/7/21		Dibromochloromethane	<	0.5		ug/L	
OU4	W-829-06	7/7/21		Dichlorodifluoromethane	<	0.5		ug/L	
OU4	W-829-06	7/7/21		Methylene chloride	<	1		ug/L	
OU4	W-829-06	7/7/21		Tetrachloroethene	<	0.5		ug/L	
OU4	W-829-06	7/7/21		trans-1,2-Dichloroethene	<	0.5		ug/L	
OU4	W-829-06	7/7/21		trans-1,3-Dichloropropene	<	0.5		ug/L	
OU4	W-829-06	7/7/21		Trichloroethene		32		ug/L	
OU4	W-829-06	7/7/21		Trichlorofluoromethane	<	0.5		ug/L	
OU4	W-829-06	7/7/21		Trichlorotrifluoroethane	<	0.5		ug/L	
OU4	W-829-06	7/7/21		Vinyl chloride	<	0.5		ug/L	
OU4	W-829-06	10/5/21		Nitrate (as NO3)		74		mg/L	D
OU4	W-829-06	10/5/21		Perchlorate		17		ug/L	
OU4	W-829-06	10/5/21		1,1-Dichloroethane	<	0.5		ug/L	
OU4	W-829-06	10/5/21		1,1-Dichloroethene	<	0.5		ug/L	
OU4	W-829-06	10/5/21		1,1,1-Trichloroethane	<	0.5		ug/L	
OU4	W-829-06	10/5/21		1,1,2-Trichloroethane	<	0.5		ug/L	
OU4	W-829-06	10/5/21		1,1,2,2-Tetrachloroethane	<	0.5		ug/L	
OU4	W-829-06	10/5/21		1,2-Dichlorobenzene	<	0.5		ug/L	
OU4	W-829-06	10/5/21		1,2-Dichloroethane	<	0.5		ug/L	
OU4	W-829-06	10/5/21		1,2-Dichloroethene (total)	<	1		ug/L	
OU4	W-829-06	10/5/21		1,2-Dichloropropane	<	0.5		ug/L	
OU4	W-829-06	10/5/21		1,3-Dichlorobenzene	<	0.5		ug/L	
OU4	W-829-06	10/5/21		1,4-Dichlorobenzene	<	0.5		ug/L	
OU4	W-829-06	10/5/21		2-Chloroethylvinylether	<	10		ug/L	
OU4	W-829-06	10/5/21		Bromodichloromethane	<	0.5		ug/L	
OU4	W-829-06	10/5/21		Bromoform	<	0.5		ug/L	
OU4	W-829-06	10/5/21		Bromomethane	<	1		ug/L	
OU4	W-829-06	10/5/21		Carbon tetrachloride	<	0.5		ug/L	
OU4	W-829-06	10/5/21		Chlorobenzene	<	0.5		ug/L	
OU4	W-829-06	10/5/21		Chloroethane	<	0.5		ug/L	
OU4	W-829-06	10/5/21		Chloroform	<	0.5		ug/L	
OU4	W-829-06	10/5/21		Chloromethane	<	0.5		ug/L	
OU4	W-829-06	10/5/21		cis-1,2-Dichloroethene	<	0.5		ug/L	
OU4	W-829-06	10/5/21		cis-1,3-Dichloropropene	<	0.5		ug/L	
OU4	W-829-06	10/5/21		Dibromochloromethane	<	0.5		ug/L	
OU4	W-829-06	10/5/21		Dichlorodifluoromethane	<	0.5		ug/L	
OU4	W-829-06	10/5/21		Methylene chloride	<	1		ug/L	
OU4	W-829-06	10/5/21		Tetrachloroethene	<	0.5		ug/L	
OU4	W-829-06	10/5/21		trans-1,2-Dichloroethene	<	0.5		ug/L	
OU4	W-829-06	10/5/21		trans-1,3-Dichloropropene	<	0.5		ug/L	
OU4	W-829-06	10/5/21		Trichloroethene		28		ug/L	
OU4	W-829-06	10/5/21		Trichlorofluoromethane	<	0.5		ug/L	
OU4	W-829-06	10/5/21		Trichlorotrifluoroethane	<	0.5		ug/L	
OU4	W-829-06	10/5/21		Vinyl chloride	<	0.5		ug/L	
OU4	W-829-08	3/16/21		Nitrate (as NO3)	<	1		mg/L	D
OU4	W-829-08	3/16/21		Perchlorate	<	4		ug/L	
OU4	W-829-08	3/16/21		1,1-Dichloroethane	<	0.5		ug/L	
OU4	W-829-08	3/16/21		1,1-Dichloroethene	<	0.5		ug/L	
OU4	W-829-08	3/16/21		1,1,1-Trichloroethane	<	0.5		ug/L	
OU4	W-829-08	3/16/21		1,1,2-Trichloroethane	<	0.5		ug/L	
OU4	W-829-08	3/16/21		1,1,2,2-Tetrachloroethane	<	0.5		ug/L	
OU4	W-829-08	3/16/21		1,2-Dichlorobenzene	<	0.5		ug/L	
OU4	W-829-08	3/16/21		1,2-Dichloroethane	<	0.5		ug/L	
OU4	W-829-08	3/16/21		1,2-Dichloroethene (total)		1.1		ug/L	
OU4	W-829-08	3/16/21		1,2-Dichloropropane	<	0.5		ug/L	
OU4	W-829-08	3/16/21		1,3-Dichlorobenzene	<	0.5		ug/L	
OU4	W-829-08	3/16/21		1,4-Dichlorobenzene	<	0.5		ug/L	
OU4	W-829-08	3/16/21		2-Chloroethylvinylether	<	10		ug/L	O
OU4	W-829-08	3/16/21		Bromodichloromethane	<	0.5		ug/L	
OU4	W-829-08	3/16/21		Bromoform	<	0.5		ug/L	
OU4	W-829-08	3/16/21		Bromomethane	<	1		ug/L	
OU4	W-829-08	3/16/21		Carbon tetrachloride	<	0.5		ug/L	
OU4	W-829-08	3/16/21		Chlorobenzene	<	0.5		ug/L	
OU4	W-829-08	3/16/21		Chloroethane	<	0.5		ug/L	
OU4	W-829-08	3/16/21		Chloroform	<	0.5		ug/L	

Attachment 1. Table 1. Groundwater analytical data, Site 300, 2021.

OU	Location	Date	Sample Type	Parameter	LOS Indicator	Result	Error	Units	QA Flag
OU4	W-829-08	3/16/21		Chloromethane	<	0.5		ug/L	
OU4	W-829-08	3/16/21		cis-1,2-Dichloroethene		1.1		ug/L	
OU4	W-829-08	3/16/21		cis-1,3-Dichloropropene	<	0.5		ug/L	
OU4	W-829-08	3/16/21		Dibromochloromethane	<	0.5		ug/L	
OU4	W-829-08	3/16/21		Dichlorodifluoromethane	<	0.5		ug/L	
OU4	W-829-08	3/16/21		Methylene chloride	<	1		ug/L	
OU4	W-829-08	3/16/21		Tetrachloroethene	<	0.5		ug/L	
OU4	W-829-08	3/16/21		trans-1,2-Dichloroethene	<	0.5		ug/L	
OU4	W-829-08	3/16/21		trans-1,3-Dichloropropene	<	0.5		ug/L	
OU4	W-829-08	3/16/21		Trichloroethene		3.7		ug/L	
OU4	W-829-08	3/16/21		Trichlorofluoromethane	<	0.5		ug/L	
OU4	W-829-08	3/16/21		Trichlorotrifluoroethane	<	0.5		ug/L	
OU4	W-829-08	3/16/21		Vinyl chloride	<	0.5		ug/L	
OU4	W-829-08	3/16/21		1,3-Dinitrobenzene	<	2		ug/L	D
OU4	W-829-08	3/16/21		1,3,5-Trinitrobenzene	<	2		ug/L	D
OU4	W-829-08	3/16/21		2-Amino-4,6-dinitrotoluene	<	2		ug/L	D
OU4	W-829-08	3/16/21		2-Nitrotoluene	<	2		ug/L	D
OU4	W-829-08	3/16/21		2,4-Dinitrotoluene	<	2		ug/L	D
OU4	W-829-08	3/16/21		2,6-Dinitrotoluene	<	2		ug/L	D
OU4	W-829-08	3/16/21		3-Nitrotoluene	<	2		ug/L	D
OU4	W-829-08	3/16/21		4-Amino-2,6-dinitrotoluene	<	2		ug/L	D
OU4	W-829-08	3/16/21		4-Nitrotoluene	<	2		ug/L	D
OU4	W-829-08	3/16/21		HMX	<	1		ug/L	D
OU4	W-829-08	3/16/21		Nitrobenzene	<	2		ug/L	D
OU4	W-829-08	3/16/21		RDX	<	1		ug/L	D
OU4	W-829-08	3/16/21		TNT	<	2		ug/L	D
OU4	W-829-15	4/12/21		Bromide		0.38		mg/L	
OU4	W-829-15	4/12/21		Chloride		95		mg/L	
OU4	W-829-15	4/12/21		Fluoride		0.16		mg/L	
OU4	W-829-15	4/12/21		Nitrate (as N)	<	0.1		mg/L	
OU4	W-829-15	4/12/21		Nitrate (as NO3)	<	0.44		mg/L	
OU4	W-829-15	4/12/21		Ortho-Phosphate		0.077		mg/L	
OU4	W-829-15	4/12/21		Sulfate		180		mg/L	
OU4	W-829-15	4/12/21		Turbidity		0.9		NTU	
OU4	W-829-15	4/12/21		Iron	<	0.05		mg/L	
OU4	W-829-15	4/12/21		Manganese		0.018		mg/L	
OU4	W-829-15	4/12/21		Potassium		18		mg/L	
OU4	W-829-15	4/12/21		Sodium		170		mg/L	
OU4	W-829-15	4/12/21		Perchlorate	<	4		ug/L	
OU4	W-829-15	4/12/21		1,1-Dichloroethane	<	1		ug/L	
OU4	W-829-15	4/12/21		1,1-Dichloroethene	<	1		ug/L	
OU4	W-829-15	4/12/21		1,1,1-Trichloroethane	<	1		ug/L	
OU4	W-829-15	4/12/21		1,1,2-Trichloroethane	<	1		ug/L	
OU4	W-829-15	4/12/21		1,1,2,2-Tetrachloroethane	<	1		ug/L	
OU4	W-829-15	4/12/21		1,2-Dichlorobenzene	<	1		ug/L	
OU4	W-829-15	4/12/21		1,2-Dichloroethane	<	1		ug/L	
OU4	W-829-15	4/12/21		1,2-Dichloroethene (total)	<	1		ug/L	
OU4	W-829-15	4/12/21		1,2-Dichloropropane	<	1		ug/L	
OU4	W-829-15	4/12/21		1,3-Dichlorobenzene	<	1		ug/L	
OU4	W-829-15	4/12/21		1,4-Dichlorobenzene	<	1		ug/L	
OU4	W-829-15	4/12/21		2-Butanone	<	20		ug/L	
OU4	W-829-15	4/12/21		2-Chloroethylvinylether	<	20		ug/L	
OU4	W-829-15	4/12/21		2-Hexanone	<	20		ug/L	
OU4	W-829-15	4/12/21		4-Methyl-2-pentanone	<	20		ug/L	
OU4	W-829-15	4/12/21		Acetone	<	10		ug/L	
OU4	W-829-15	4/12/21		Benzene	<	1		ug/L	
OU4	W-829-15	4/12/21		Bromodichloromethane	<	1		ug/L	
OU4	W-829-15	4/12/21		Bromoform	<	1		ug/L	
OU4	W-829-15	4/12/21		Bromomethane	<	2		ug/L	
OU4	W-829-15	4/12/21		Carbon disulfide	<	1		ug/L	
OU4	W-829-15	4/12/21		Carbon tetrachloride	<	1		ug/L	
OU4	W-829-15	4/12/21		Chlorobenzene	<	1		ug/L	
OU4	W-829-15	4/12/21		Chloroethane	<	2		ug/L	
OU4	W-829-15	4/12/21		Chloroform	<	1		ug/L	
OU4	W-829-15	4/12/21		Chloromethane	<	2		ug/L	
OU4	W-829-15	4/12/21		cis-1,2-Dichloroethene	<	1		ug/L	

Attachment 1. Table 1. Groundwater analytical data, Site 300, 2021.

OU	Location	Date	Sample Type	Parameter	LOS Indicator	Result	Error	Units	QA Flag
OU4	W-829-15	4/12/21		cis-1,3-Dichloropropene	<	1		ug/L	
OU4	W-829-15	4/12/21		Dibromochloromethane	<	1		ug/L	
OU4	W-829-15	4/12/21		Dibromomethane	<	1		ug/L	
OU4	W-829-15	4/12/21		Dichlorodifluoromethane	<	2		ug/L	
OU4	W-829-15	4/12/21		Ethylbenzene	<	1		ug/L	
OU4	W-829-15	4/12/21		Methylene chloride	<	1		ug/L	
OU4	W-829-15	4/12/21		Styrene	<	1		ug/L	
OU4	W-829-15	4/12/21		Tetrachloroethene	<	1		ug/L	
OU4	W-829-15	4/12/21		Toluene	<	1		ug/L	
OU4	W-829-15	4/12/21		Total Xylene Isomers	<	2		ug/L	
OU4	W-829-15	4/12/21		trans-1,2-Dichloroethene	<	1		ug/L	
OU4	W-829-15	4/12/21		trans-1,3-Dichloropropene	<	1		ug/L	
OU4	W-829-15	4/12/21		Trichloroethene	<	0.5		ug/L	
OU4	W-829-15	4/12/21		Trichlorofluoromethane	<	1		ug/L	
OU4	W-829-15	4/12/21		Trichlorotrifluoroethane	<	1		ug/L	
OU4	W-829-15	4/12/21		Vinyl acetate	<	20		ug/L	
OU4	W-829-15	4/12/21		Vinyl chloride	<	1		ug/L	
OU4	W-829-15	4/12/21		1,2-Dichlorobenzene	<	2		ug/L	
OU4	W-829-15	4/12/21		1,2,4-Trichlorobenzene	<	2		ug/L	
OU4	W-829-15	4/12/21		1,3-Dichlorobenzene	<	2		ug/L	
OU4	W-829-15	4/12/21		1,4-Dichlorobenzene	<	2		ug/L	
OU4	W-829-15	4/12/21		2-Chloronaphthalene	<	2		ug/L	
OU4	W-829-15	4/12/21		2-Chlorophenol	<	2		ug/L	
OU4	W-829-15	4/12/21		2-Methyl-4,6-dinitrophenol	<	10		ug/L	
OU4	W-829-15	4/12/21		2-Methylnaphthalene	<	2		ug/L	
OU4	W-829-15	4/12/21		2-Nitroaniline	<	2		ug/L	
OU4	W-829-15	4/12/21		2,4-Dichlorophenol	<	2		ug/L	
OU4	W-829-15	4/12/21		2,4-Dimethylphenol	<	2		ug/L	
OU4	W-829-15	4/12/21		2,4-Dinitrophenol	<	10		ug/L	
OU4	W-829-15	4/12/21		2,4-Dinitrotoluene	<	2		ug/L	
OU4	W-829-15	4/12/21		2,4,5-Trichlorophenol	<	5		ug/L	
OU4	W-829-15	4/12/21		2,4,6-Trichlorophenol	<	5		ug/L	
OU4	W-829-15	4/12/21		2,6-Dinitrotoluene	<	2		ug/L	
OU4	W-829-15	4/12/21		3-Nitroaniline	<	2		ug/L	
OU4	W-829-15	4/12/21		3,3-Dichlorobenzidine	<	10		ug/L	
OU4	W-829-15	4/12/21		4-Bromophenylphenylether	<	2		ug/L	
OU4	W-829-15	4/12/21		4-Chloro-3-methylphenol	<	5		ug/L	
OU4	W-829-15	4/12/21		4-Chloroaniline	<	2		ug/L	
OU4	W-829-15	4/12/21		4-Chlorophenylphenylether	<	2		ug/L	
OU4	W-829-15	4/12/21		4-Nitroaniline	<	5		ug/L	
OU4	W-829-15	4/12/21		4-Nitrophenol	<	2		ug/L	
OU4	W-829-15	4/12/21		Acenaphthene	<	2		ug/L	
OU4	W-829-15	4/12/21		Acenaphthylene	<	2		ug/L	
OU4	W-829-15	4/12/21		Anthracene	<	2		ug/L	
OU4	W-829-15	4/12/21		Benzo(a)anthracene	<	2		ug/L	
OU4	W-829-15	4/12/21		Benzo(a)pyrene	<	2		ug/L	
OU4	W-829-15	4/12/21		Benzo(b)fluoranthene	<	2		ug/L	
OU4	W-829-15	4/12/21		Benzo(g,h,i)perylene	<	2		ug/L	
OU4	W-829-15	4/12/21		Benzo(k)fluoranthene	<	2		ug/L	
OU4	W-829-15	4/12/21		Benzoic Acid	<	10		ug/L	
OU4	W-829-15	4/12/21		Benzyl Alcohol	<	2		ug/L	
OU4	W-829-15	4/12/21		Bis(2-chloroethoxy)methane	<	2		ug/L	
OU4	W-829-15	4/12/21		Bis(2-chloroisopropyl)ether	<	2		ug/L	
OU4	W-829-15	4/12/21		Bis(2-ethylhexyl)phthalate	<	4		ug/L	
OU4	W-829-15	4/12/21		Butylbenzylphthalate	<	2		ug/L	
OU4	W-829-15	4/12/21		Chrysene	<	2		ug/L	
OU4	W-829-15	4/12/21		Di-n-octylphthalate	<	2		ug/L	
OU4	W-829-15	4/12/21		Dibenzo(a,h)anthracene	<	3		ug/L	
OU4	W-829-15	4/12/21		Dibenzofuran	<	2		ug/L	
OU4	W-829-15	4/12/21		Dibutylphthalate	<	2		ug/L	
OU4	W-829-15	4/12/21		Diethylphthalate	<	2		ug/L	
OU4	W-829-15	4/12/21		Dimethylphthalate	<	2		ug/L	
OU4	W-829-15	4/12/21		Fluoranthene	<	2		ug/L	
OU4	W-829-15	4/12/21		Fluorene	<	2		ug/L	
OU4	W-829-15	4/12/21		Hexachlorobenzene	<	2		ug/L	L
OU4	W-829-15	4/12/21		Hexachlorobutadiene	<	2		ug/L	

Attachment 1. Table 1. Groundwater analytical data, Site 300, 2021.

OU	Location	Date	Sample Type	Parameter	LOS Indicator	Result	Error	Units	QA Flag
OU4	W-829-15	4/12/21		Hexachlorocyclopentadiene	<	2		ug/L	
OU4	W-829-15	4/12/21		Indeno(1,2,3-c,d)pyrene	<	2		ug/L	
OU4	W-829-15	4/12/21		Isophorone	<	2		ug/L	
OU4	W-829-15	4/12/21		m- and p- Cresol	<	2		ug/L	
OU4	W-829-15	4/12/21		N-Nitrosodi-n-propylamine	<	2		ug/L	
OU4	W-829-15	4/12/21		Naphthalene	<	2		ug/L	
OU4	W-829-15	4/12/21		Nitrobenzene	<	2		ug/L	
OU4	W-829-15	4/12/21		o-Cresol	<	2		ug/L	
OU4	W-829-15	4/12/21		Pentachlorophenol	<	10		ug/L	
OU4	W-829-15	4/12/21		Phenanthrene	<	2		ug/L	
OU4	W-829-15	4/12/21		Phenol	<	2		ug/L	
OU4	W-829-15	4/12/21		Pyrene	<	2		ug/L	
OU4	W-829-15	4/12/21		HMX	<	1.1		ug/L	D
OU4	W-829-15	4/12/21		RDX	<	1.1		ug/L	D
OU4	W-829-15	4/12/21		TNT	<	5.6		ug/L	D
OU4	W-829-15	4/12/21		Gross alpha	<	2	1.06	pCi/L	
OU4	W-829-15	4/12/21		Gross beta		15.4	2.9	pCi/L	
OU4	W-829-15	4/12/21		Field pH		7.78		Units	
OU4	W-829-15	4/12/21		Field Specific Conductance		1074		umhos/cm	
OU4	W-829-15	4/12/21		Field Temperature		21.4		Degrees C	
OU4	W-829-15	4/12/21		Antimony	<	0.005		mg/L	
OU4	W-829-15	4/12/21		Arsenic		0.016		mg/L	
OU4	W-829-15	4/12/21		Barium		0.052		mg/L	
OU4	W-829-15	4/12/21		Beryllium	<	0.0005		mg/L	
OU4	W-829-15	4/12/21		Cadmium	<	0.0005		mg/L	E
OU4	W-829-15	4/12/21		Chromium	<	0.001		mg/L	
OU4	W-829-15	4/12/21		Cobalt	<	0.025		mg/L	
OU4	W-829-15	4/12/21		Copper	<	0.01		mg/L	E
OU4	W-829-15	4/12/21		Lead	<	0.002		mg/L	BE
OU4	W-829-15	4/12/21		Mercury	<	0.0002		mg/L	E
OU4	W-829-15	4/12/21		Molybdenum	<	0.025		mg/L	E
OU4	W-829-15	4/12/21		Nickel	<	0.005		mg/L	E
OU4	W-829-15	4/12/21		Selenium	<	0.002		mg/L	E
OU4	W-829-15	4/12/21		Silver	<	0.0005		mg/L	
OU4	W-829-15	4/12/21		Thallium	<	0.001		mg/L	
OU4	W-829-15	4/12/21		Vanadium	<	0.01		mg/L	
OU4	W-829-15	4/12/21		Zinc	<	0.02		mg/L	
OU4	W-829-15	4/21/21		Bromide		0.35		mg/L	
OU4	W-829-15	4/21/21		Chloride		94		mg/L	
OU4	W-829-15	4/21/21		Fluoride		0.16		mg/L	
OU4	W-829-15	4/21/21		Nitrate (as N)		0.56		mg/L	
OU4	W-829-15	4/21/21		Nitrate (as NO3)		2.5		mg/L	H
OU4	W-829-15	4/21/21		Nitrite (as N)	<	0.5		mg/L	E
OU4	W-829-15	4/21/21		Nitrite (as NO2)	<	0.17		mg/L	EH
OU4	W-829-15	4/21/21		Ortho-Phosphate		0.055		mg/L	
OU4	W-829-15	4/21/21		Sulfate		170		mg/L	
OU4	W-829-15	4/21/21		Field Oxidation Potential (Eh)		72		mVolts	
OU4	W-829-15	4/21/21		Field pH		7.76		Units	
OU4	W-829-15	4/21/21		Field Specific Conductance		1063		umhos/cm	
OU4	W-829-15	4/21/21		Field Temperature		21.1		Degrees C	
OU4	W-829-15	7/29/21		Field Oxidation Potential (Eh)		93		mVolts	
OU4	W-829-15	7/29/21		Field pH		8.13		Units	
OU4	W-829-15	7/29/21		Field Specific Conductance		1105		umhos/cm	
OU4	W-829-15	7/29/21		Field Temperature		24.1		Degrees C	
OU4	W-829-15	7/29/21	REX	Manganese	<	0.01		mg/L	E
OU4	W-829-15	8/5/21		Field Oxidation Potential (Eh)		107		mVolts	
OU4	W-829-15	8/5/21		Field pH		8.24		Units	
OU4	W-829-15	8/5/21		Field Specific Conductance		1132		umhos/cm	
OU4	W-829-15	8/5/21		Field Temperature		23.6		Degrees C	
OU4	W-829-15	8/5/21	REX	Manganese	<	0.01		mg/L	E
OU4	W-829-15	10/6/21		Field Oxidation Potential (Eh)		-172		mVolts	
OU4	W-829-15	10/6/21		Field pH		8.13		Units	
OU4	W-829-15	10/6/21		Field Specific Conductance		1057		umhos/cm	
OU4	W-829-15	10/6/21		Field Temperature		23.3		Degrees C	
OU4	W-829-1938	4/14/21		Bromide		0.29		mg/L	
OU4	W-829-1938	4/14/21		Chloride		98		mg/L	

Attachment 1. Table 1. Groundwater analytical data, Site 300, 2021.

OU	Location	Date	Sample Type	Parameter	LOS Indicator	Result	Error	Units	QA Flag
OU4	W-829-1938	4/14/21		Fluoride		0.2		mg/L	
OU4	W-829-1938	4/14/21		Nitrate (as N)	<	0.1		mg/L	
OU4	W-829-1938	4/14/21		Nitrate (as NO3)	<	0.44		mg/L	H
OU4	W-829-1938	4/14/21		Nitrite (as N)	<	0.5		mg/L	
OU4	W-829-1938	4/14/21		Nitrite (as NO2)	<	0.17		mg/L	H
OU4	W-829-1938	4/14/21		Ortho-Phosphate		0.35		mg/L	
OU4	W-829-1938	4/14/21		Sulfate		190		mg/L	B
OU4	W-829-1938	4/14/21		Turbidity		0.6		NTU	H
OU4	W-829-1938	4/14/21		Iron		0.062		mg/L	
OU4	W-829-1938	4/14/21		Manganese		0.13		mg/L	
OU4	W-829-1938	4/14/21		Potassium		13		mg/L	
OU4	W-829-1938	4/14/21		Sodium		160		mg/L	
OU4	W-829-1938	4/14/21		Perchlorate	<	4		ug/L	
OU4	W-829-1938	4/14/21		1,1-Dichloroethane	<	1		ug/L	
OU4	W-829-1938	4/14/21		1,1-Dichloroethene	<	1		ug/L	
OU4	W-829-1938	4/14/21		1,1,1-Trichloroethane	<	1		ug/L	
OU4	W-829-1938	4/14/21		1,1,2-Trichloroethane	<	1		ug/L	
OU4	W-829-1938	4/14/21		1,1,2,2-Tetrachloroethane	<	1		ug/L	
OU4	W-829-1938	4/14/21		1,2-Dichlorobenzene	<	1		ug/L	
OU4	W-829-1938	4/14/21		1,2-Dichloroethane	<	1		ug/L	
OU4	W-829-1938	4/14/21		1,2-Dichloroethene (total)	<	1		ug/L	
OU4	W-829-1938	4/14/21		1,2-Dichloropropane	<	1		ug/L	
OU4	W-829-1938	4/14/21		1,3-Dichlorobenzene	<	1		ug/L	
OU4	W-829-1938	4/14/21		1,4-Dichlorobenzene	<	1		ug/L	
OU4	W-829-1938	4/14/21		2-Butanone	<	20		ug/L	
OU4	W-829-1938	4/14/21		2-Chloroethylvinylether	<	20		ug/L	
OU4	W-829-1938	4/14/21		2-Hexanone	<	20		ug/L	
OU4	W-829-1938	4/14/21		4-Methyl-2-pentanone	<	20		ug/L	
OU4	W-829-1938	4/14/21		Acetone	<	10		ug/L	
OU4	W-829-1938	4/14/21		Benzene	<	1		ug/L	
OU4	W-829-1938	4/14/21		Bromodichloromethane	<	1		ug/L	
OU4	W-829-1938	4/14/21		Bromoform	<	1		ug/L	
OU4	W-829-1938	4/14/21		Bromomethane	<	2		ug/L	
OU4	W-829-1938	4/14/21		Carbon disulfide	<	1		ug/L	
OU4	W-829-1938	4/14/21		Carbon tetrachloride	<	1		ug/L	
OU4	W-829-1938	4/14/21		Chlorobenzene	<	1		ug/L	
OU4	W-829-1938	4/14/21		Chloroethane	<	2		ug/L	
OU4	W-829-1938	4/14/21		Chloroform	<	1		ug/L	
OU4	W-829-1938	4/14/21		Chloromethane	<	2		ug/L	
OU4	W-829-1938	4/14/21		cis-1,2-Dichloroethene	<	1		ug/L	
OU4	W-829-1938	4/14/21		cis-1,3-Dichloropropene	<	1		ug/L	
OU4	W-829-1938	4/14/21		Dibromochloromethane	<	1		ug/L	
OU4	W-829-1938	4/14/21		Dibromomethane	<	1		ug/L	
OU4	W-829-1938	4/14/21		Dichlorodifluoromethane	<	2		ug/L	
OU4	W-829-1938	4/14/21		Ethylbenzene	<	1		ug/L	
OU4	W-829-1938	4/14/21		Methylene chloride	<	1		ug/L	
OU4	W-829-1938	4/14/21		Styrene	<	1		ug/L	
OU4	W-829-1938	4/14/21		Tetrachloroethene	<	1		ug/L	
OU4	W-829-1938	4/14/21		Toluene	<	1		ug/L	
OU4	W-829-1938	4/14/21		Total Xylene Isomers	<	2		ug/L	
OU4	W-829-1938	4/14/21		trans-1,2-Dichloroethene	<	1		ug/L	
OU4	W-829-1938	4/14/21		trans-1,3-Dichloropropene	<	1		ug/L	
OU4	W-829-1938	4/14/21		Trichloroethene	<	0.5		ug/L	
OU4	W-829-1938	4/14/21		Trichlorofluoromethane	<	1		ug/L	
OU4	W-829-1938	4/14/21		Trichlorotrifluoroethane	<	1		ug/L	
OU4	W-829-1938	4/14/21		Vinyl acetate	<	20		ug/L	
OU4	W-829-1938	4/14/21		Vinyl chloride	<	1		ug/L	
OU4	W-829-1938	4/14/21		1,2-Dichlorobenzene	<	2		ug/L	
OU4	W-829-1938	4/14/21		1,2,4-Trichlorobenzene	<	2		ug/L	
OU4	W-829-1938	4/14/21		1,3-Dichlorobenzene	<	2		ug/L	
OU4	W-829-1938	4/14/21		1,4-Dichlorobenzene	<	2		ug/L	
OU4	W-829-1938	4/14/21		2-Chloronaphthalene	<	2		ug/L	
OU4	W-829-1938	4/14/21		2-Chlorophenol	<	2		ug/L	
OU4	W-829-1938	4/14/21		2-Methyl-4,6-dinitrophenol	<	10		ug/L	
OU4	W-829-1938	4/14/21		2-Methylnaphthalene	<	2		ug/L	
OU4	W-829-1938	4/14/21		2-Nitroaniline	<	2		ug/L	

Attachment 1. Table 1. Groundwater analytical data, Site 300, 2021.

OU	Location	Date	Sample Type	Parameter	LOS Indicator	Result	Error	Units	QA Flag
OU4	W-829-1938	4/14/21		2,4-Dichlorophenol	<	2		ug/L	
OU4	W-829-1938	4/14/21		2,4-Dimethylphenol	<	2		ug/L	
OU4	W-829-1938	4/14/21		2,4-Dinitrophenol	<	10		ug/L	
OU4	W-829-1938	4/14/21		2,4-Dinitrotoluene	<	2		ug/L	
OU4	W-829-1938	4/14/21		2,4,5-Trichlorophenol	<	5		ug/L	
OU4	W-829-1938	4/14/21		2,4,6-Trichlorophenol	<	5		ug/L	
OU4	W-829-1938	4/14/21		2,6-Dinitrotoluene	<	2		ug/L	
OU4	W-829-1938	4/14/21		3-Nitroaniline	<	2		ug/L	
OU4	W-829-1938	4/14/21		3,3-Dichlorobenzidine	<	10		ug/L	
OU4	W-829-1938	4/14/21		4-Bromophenylphenylether	<	2		ug/L	
OU4	W-829-1938	4/14/21		4-Chloro-3-methylphenol	<	5		ug/L	
OU4	W-829-1938	4/14/21		4-Chloroaniline	<	2		ug/L	
OU4	W-829-1938	4/14/21		4-Chlorophenylphenylether	<	2		ug/L	
OU4	W-829-1938	4/14/21		4-Nitroaniline	<	5		ug/L	
OU4	W-829-1938	4/14/21		4-Nitrophenol	<	2		ug/L	
OU4	W-829-1938	4/14/21		Acenaphthene	<	2		ug/L	
OU4	W-829-1938	4/14/21		Acenaphthylene	<	2		ug/L	
OU4	W-829-1938	4/14/21		Anthracene	<	2		ug/L	
OU4	W-829-1938	4/14/21		Benzo(a)anthracene	<	2		ug/L	
OU4	W-829-1938	4/14/21		Benzo(a)pyrene	<	2		ug/L	
OU4	W-829-1938	4/14/21		Benzo(b)fluoranthene	<	2		ug/L	
OU4	W-829-1938	4/14/21		Benzo(g,h,i)perylene	<	2		ug/L	
OU4	W-829-1938	4/14/21		Benzo(k)fluoranthene	<	2		ug/L	
OU4	W-829-1938	4/14/21		Benzoic Acid	<	10		ug/L	
OU4	W-829-1938	4/14/21		Benzyl Alcohol	<	2		ug/L	
OU4	W-829-1938	4/14/21		Bis(2-chloroethoxy)methane	<	2		ug/L	
OU4	W-829-1938	4/14/21		Bis(2-chloroisopropyl)ether	<	2		ug/L	
OU4	W-829-1938	4/14/21		Bis(2-ethylhexyl)phthalate	<	4		ug/L	
OU4	W-829-1938	4/14/21		Butylbenzylphthalate	<	2		ug/L	
OU4	W-829-1938	4/14/21		Chrysene	<	2		ug/L	
OU4	W-829-1938	4/14/21		Di-n-octylphthalate	<	2		ug/L	
OU4	W-829-1938	4/14/21		Dibenzo(a,h)anthracene	<	3		ug/L	
OU4	W-829-1938	4/14/21		Dibenzofuran	<	2		ug/L	
OU4	W-829-1938	4/14/21		Dibutylphthalate	<	2		ug/L	
OU4	W-829-1938	4/14/21		Diethylphthalate	<	2		ug/L	
OU4	W-829-1938	4/14/21		Dimethylphthalate	<	2		ug/L	
OU4	W-829-1938	4/14/21		Fluoranthene	<	2		ug/L	
OU4	W-829-1938	4/14/21		Fluorene	<	2		ug/L	
OU4	W-829-1938	4/14/21		Hexachlorobenzene	<	2		ug/L	
OU4	W-829-1938	4/14/21		Hexachlorobutadiene	<	2		ug/L	
OU4	W-829-1938	4/14/21		Hexachlorocyclopentadiene	<	2		ug/L	
OU4	W-829-1938	4/14/21		Indeno(1,2,3-c,d)pyrene	<	2		ug/L	
OU4	W-829-1938	4/14/21		Isophorone	<	2		ug/L	
OU4	W-829-1938	4/14/21		m- and p- Cresol	<	2		ug/L	
OU4	W-829-1938	4/14/21		N-Nitrosodi-n-propylamine	<	2		ug/L	
OU4	W-829-1938	4/14/21		Naphthalene	<	2		ug/L	
OU4	W-829-1938	4/14/21		Nitrobenzene	<	2		ug/L	
OU4	W-829-1938	4/14/21		o-Cresol	<	2		ug/L	
OU4	W-829-1938	4/14/21		Pentachlorophenol	<	10		ug/L	
OU4	W-829-1938	4/14/21		Phenanthrene	<	2		ug/L	
OU4	W-829-1938	4/14/21		Phenol	<	2		ug/L	
OU4	W-829-1938	4/14/21		Pyrene	<	2		ug/L	
OU4	W-829-1938	4/14/21		HMX	<	1		ug/L	D
OU4	W-829-1938	4/14/21		RDX	<	1		ug/L	D
OU4	W-829-1938	4/14/21		TNT	<	5		ug/L	D
OU4	W-829-1938	4/14/21		Gross alpha	<	2	1.25	pCi/L	
OU4	W-829-1938	4/14/21		Gross beta		11.7	2.44	pCi/L	
OU4	W-829-1938	4/14/21		Field Oxidation Potential (Eh)		195		mVolts	
OU4	W-829-1938	4/14/21		Field pH		7.51		Units	
OU4	W-829-1938	4/14/21		Field Specific Conductance		1100		umhos/cm	
OU4	W-829-1938	4/14/21		Field Temperature		20.9		Degrees C	
OU4	W-829-1938	4/14/21		Antimony	<	0.005		mg/L	E
OU4	W-829-1938	4/14/21		Arsenic		0.016		mg/L	
OU4	W-829-1938	4/14/21		Barium		0.033		mg/L	
OU4	W-829-1938	4/14/21		Beryllium	<	0.0005		mg/L	
OU4	W-829-1938	4/14/21		Cadmium	<	0.0005		mg/L	BEF

Attachment 1. Table 1. Groundwater analytical data, Site 300, 2021.

OU	Location	Date	Sample Type	Parameter	LOS Indicator	Result	Error	Units	QA Flag
OU4	W-829-1938	4/14/21		Chromium	<	0.001		mg/L	E
OU4	W-829-1938	4/14/21		Cobalt	<	0.025		mg/L	
OU4	W-829-1938	4/14/21		Copper	<	0.01		mg/L	EF
OU4	W-829-1938	4/14/21		Lead	<	0.002		mg/L	EF
OU4	W-829-1938	4/14/21		Mercury	<	0.0002		mg/L	E
OU4	W-829-1938	4/14/21		Molybdenum	<	0.025		mg/L	BE
OU4	W-829-1938	4/14/21		Nickel	<	0.005		mg/L	E
OU4	W-829-1938	4/14/21		Selenium	<	0.002		mg/L	BE
OU4	W-829-1938	4/14/21		Silver	<	0.0005		mg/L	
OU4	W-829-1938	4/14/21		Thallium	<	0.001		mg/L	
OU4	W-829-1938	4/14/21		Vanadium	<	0.01		mg/L	
OU4	W-829-1938	4/14/21		Zinc	<	0.02		mg/L	EF
OU4	W-829-1938	7/29/21		Field Oxidation Potential (Eh)		72		mVolts	
OU4	W-829-1938	7/29/21		Field pH		7.78		Units	
OU4	W-829-1938	7/29/21		Field Specific Conductance		1100		umhos/cm	
OU4	W-829-1938	7/29/21		Field Temperature		21.8		Degrees C	
OU4	W-829-1938	7/29/21	REX	Barium	<	0.025		mg/L	E
OU4	W-829-1938	8/5/21		Field Oxidation Potential (Eh)		68		mVolts	
OU4	W-829-1938	8/5/21		Field pH		7.76		Units	
OU4	W-829-1938	8/5/21		Field Specific Conductance		1094		umhos/cm	
OU4	W-829-1938	8/5/21		Field Temperature		22		Degrees C	
OU4	W-829-1938	8/5/21	REX	Barium		0.027		mg/L	
OU4	W-829-1938	10/7/21		Field Oxidation Potential (Eh)		-144		mVolts	
OU4	W-829-1938	10/7/21		Field pH		7.79		Units	
OU4	W-829-1938	10/7/21		Field Specific Conductance		1062		umhos/cm	
OU4	W-829-1938	10/7/21		Field Temperature		21.1		Degrees C	
OU4	W-829-1940	3/11/21		Nitrate (as NO3)		43		mg/L	D
OU4	W-829-1940	3/11/21		Perchlorate	<	4		ug/L	
OU4	W-829-1940	3/11/21		1,1-Dichloroethane	<	0.5		ug/L	
OU4	W-829-1940	3/11/21		1,1-Dichloroethene	<	0.5		ug/L	
OU4	W-829-1940	3/11/21		1,1,1-Trichloroethane	<	0.5		ug/L	
OU4	W-829-1940	3/11/21		1,1,2-Trichloroethane	<	0.5		ug/L	
OU4	W-829-1940	3/11/21		1,1,2,2-Tetrachloroethane	<	0.5		ug/L	
OU4	W-829-1940	3/11/21		1,2-Dichlorobenzene	<	0.5		ug/L	
OU4	W-829-1940	3/11/21		1,2-Dichloroethane	<	0.5		ug/L	
OU4	W-829-1940	3/11/21		1,2-Dichloroethene (total)	<	1		ug/L	
OU4	W-829-1940	3/11/21		1,2-Dichloropropane	<	0.5		ug/L	
OU4	W-829-1940	3/11/21		1,3-Dichlorobenzene	<	0.5		ug/L	
OU4	W-829-1940	3/11/21		1,4-Dichlorobenzene	<	0.5		ug/L	
OU4	W-829-1940	3/11/21		2-Chloroethylvinylether	<	10		ug/L	
OU4	W-829-1940	3/11/21		Bromodichloromethane	<	0.5		ug/L	
OU4	W-829-1940	3/11/21		Bromoform	<	0.5		ug/L	
OU4	W-829-1940	3/11/21		Bromomethane	<	1		ug/L	
OU4	W-829-1940	3/11/21		Carbon tetrachloride	<	0.5		ug/L	
OU4	W-829-1940	3/11/21		Chlorobenzene	<	0.5		ug/L	
OU4	W-829-1940	3/11/21		Chloroethane	<	0.5		ug/L	
OU4	W-829-1940	3/11/21		Chloroform	<	0.5		ug/L	
OU4	W-829-1940	3/11/21		Chloromethane	<	0.5		ug/L	
OU4	W-829-1940	3/11/21		cis-1,2-Dichloroethene	<	0.5		ug/L	
OU4	W-829-1940	3/11/21		cis-1,3-Dichloropropene	<	0.5		ug/L	
OU4	W-829-1940	3/11/21		Dibromochloromethane	<	0.5		ug/L	
OU4	W-829-1940	3/11/21		Dichlorodifluoromethane	<	0.5		ug/L	
OU4	W-829-1940	3/11/21		Methylene chloride	<	1		ug/L	
OU4	W-829-1940	3/11/21		Tetrachloroethene	<	0.5		ug/L	
OU4	W-829-1940	3/11/21		trans-1,2-Dichloroethene	<	0.5		ug/L	
OU4	W-829-1940	3/11/21		trans-1,3-Dichloropropene	<	0.5		ug/L	
OU4	W-829-1940	3/11/21		Trichloroethene	<	0.5		ug/L	
OU4	W-829-1940	3/11/21		Trichlorofluoromethane	<	0.5		ug/L	
OU4	W-829-1940	3/11/21		Trichlorotrifluoroethane	<	0.5		ug/L	
OU4	W-829-1940	3/11/21		Vinyl chloride	<	0.5		ug/L	
OU4	W-829-1940	3/11/21		1,3-Dinitrobenzene	<	2		ug/L	
OU4	W-829-1940	3/11/21		1,3,5-Trinitrobenzene	<	2		ug/L	
OU4	W-829-1940	3/11/21		2-Amino-4,6-dinitrotoluene	<	2		ug/L	
OU4	W-829-1940	3/11/21		2-Nitrotoluene	<	2		ug/L	
OU4	W-829-1940	3/11/21		2,4-Dinitrotoluene	<	2		ug/L	
OU4	W-829-1940	3/11/21		2,6-Dinitrotoluene	<	2		ug/L	

Attachment 1. Table 1. Groundwater analytical data, Site 300, 2021.

OU	Location	Date	Sample Type	Parameter	LOS Indicator	Result	Error	Units	QA Flag
OU4	W-829-1940	3/11/21		3-Nitrotoluene	<	2		ug/L	
OU4	W-829-1940	3/11/21		4-Amino-2,6-dinitrotoluene	<	2		ug/L	
OU4	W-829-1940	3/11/21		4-Nitrotoluene	<	2		ug/L	
OU4	W-829-1940	3/11/21		HMX	<	1		ug/L	
OU4	W-829-1940	3/11/21		Nitrobenzene	<	2		ug/L	
OU4	W-829-1940	3/11/21		RDX	<	1		ug/L	
OU4	W-829-1940	3/11/21		TNT	<	2		ug/L	
OU4	W-829-22	4/13/21		Bromide		0.39		mg/L	
OU4	W-829-22	4/13/21		Chloride		95		mg/L	
OU4	W-829-22	4/13/21		Fluoride		0.3		mg/L	
OU4	W-829-22	4/13/21		Nitrate (as N)	<	0.1		mg/L	
OU4	W-829-22	4/13/21		Nitrate (as NO3)	<	0.44		mg/L	
OU4	W-829-22	4/13/21		Nitrite (as N)	<	0.5		mg/L	BE
OU4	W-829-22	4/13/21		Nitrite (as NO2)	<	0.17		mg/L	E
OU4	W-829-22	4/13/21		Ortho-Phosphate		0.11		mg/L	
OU4	W-829-22	4/13/21		Sulfate		120		mg/L	
OU4	W-829-22	4/13/21		Turbidity		0.16		NTU	H
OU4	W-829-22	4/13/21		Iron	<	0.05		mg/L	E
OU4	W-829-22	4/13/21		Manganese		3.6		mg/L	
OU4	W-829-22	4/13/21		Potassium		76		mg/L	
OU4	W-829-22	4/13/21		Sodium		790		mg/L	
OU4	W-829-22	4/13/21		Perchlorate	<	4		ug/L	
OU4	W-829-22	4/13/21		1,1-Dichloroethane	<	1		ug/L	
OU4	W-829-22	4/13/21		1,1-Dichloroethene	<	1		ug/L	
OU4	W-829-22	4/13/21		1,1,1-Trichloroethane	<	1		ug/L	
OU4	W-829-22	4/13/21		1,1,2-Trichloroethane	<	1		ug/L	
OU4	W-829-22	4/13/21		1,1,2,2-Tetrachloroethane	<	1		ug/L	
OU4	W-829-22	4/13/21		1,2-Dichlorobenzene	<	1		ug/L	
OU4	W-829-22	4/13/21		1,2-Dichloroethane	<	1		ug/L	
OU4	W-829-22	4/13/21		1,2-Dichloroethene (total)	<	1		ug/L	
OU4	W-829-22	4/13/21		1,2-Dichloropropane	<	1		ug/L	
OU4	W-829-22	4/13/21		1,3-Dichlorobenzene	<	1		ug/L	
OU4	W-829-22	4/13/21		1,4-Dichlorobenzene	<	1		ug/L	
OU4	W-829-22	4/13/21		2-Butanone	<	20		ug/L	
OU4	W-829-22	4/13/21		2-Chloroethylvinylether	<	20		ug/L	
OU4	W-829-22	4/13/21		2-Hexanone	<	20		ug/L	
OU4	W-829-22	4/13/21		4-Methyl-2-pentanone	<	20		ug/L	
OU4	W-829-22	4/13/21		Acetone	<	10		ug/L	
OU4	W-829-22	4/13/21		Benzene	<	1		ug/L	
OU4	W-829-22	4/13/21		Bromodichloromethane	<	1		ug/L	
OU4	W-829-22	4/13/21		Bromoform	<	1		ug/L	
OU4	W-829-22	4/13/21		Bromomethane	<	2		ug/L	
OU4	W-829-22	4/13/21		Carbon disulfide	<	1		ug/L	
OU4	W-829-22	4/13/21		Carbon tetrachloride	<	1		ug/L	
OU4	W-829-22	4/13/21		Chlorobenzene	<	1		ug/L	
OU4	W-829-22	4/13/21		Chloroethane	<	2		ug/L	
OU4	W-829-22	4/13/21		Chloroform	<	1		ug/L	
OU4	W-829-22	4/13/21		Chloromethane	<	2		ug/L	
OU4	W-829-22	4/13/21		cis-1,2-Dichloroethene	<	1		ug/L	
OU4	W-829-22	4/13/21		cis-1,3-Dichloropropene	<	1		ug/L	
OU4	W-829-22	4/13/21		Dibromochloromethane	<	1		ug/L	
OU4	W-829-22	4/13/21		Dibromomethane	<	1		ug/L	
OU4	W-829-22	4/13/21		Dichlorodifluoromethane	<	2		ug/L	
OU4	W-829-22	4/13/21		Ethylbenzene	<	1		ug/L	
OU4	W-829-22	4/13/21		Methylene chloride	<	1		ug/L	
OU4	W-829-22	4/13/21		Styrene	<	1		ug/L	
OU4	W-829-22	4/13/21		Tetrachloroethene	<	1		ug/L	
OU4	W-829-22	4/13/21		Toluene	<	1		ug/L	
OU4	W-829-22	4/13/21		Total Xylene Isomers	<	2		ug/L	
OU4	W-829-22	4/13/21		trans-1,2-Dichloroethene	<	1		ug/L	
OU4	W-829-22	4/13/21		trans-1,3-Dichloropropene	<	1		ug/L	
OU4	W-829-22	4/13/21		Trichloroethene	<	0.5		ug/L	
OU4	W-829-22	4/13/21		Trichlorofluoromethane	<	1		ug/L	
OU4	W-829-22	4/13/21		Trichlorotrifluoroethane	<	1		ug/L	
OU4	W-829-22	4/13/21		Vinyl acetate	<	20		ug/L	
OU4	W-829-22	4/13/21		Vinyl chloride	<	1		ug/L	

Attachment 1. Table 1. Groundwater analytical data, Site 300, 2021.

OU	Location	Date	Sample Type	Parameter	LOS Indicator	Result	Error	Units	QA Flag
OU4	W-829-22	4/13/21		1,2-Dichlorobenzene	<	2		ug/L	D
OU4	W-829-22	4/13/21		1,2,4-Trichlorobenzene	<	2		ug/L	D
OU4	W-829-22	4/13/21		1,3-Dichlorobenzene	<	2		ug/L	D
OU4	W-829-22	4/13/21		1,4-Dichlorobenzene	<	2		ug/L	D
OU4	W-829-22	4/13/21		2-Chloronaphthalene	<	2		ug/L	D
OU4	W-829-22	4/13/21		2-Chlorophenol	<	2		ug/L	D
OU4	W-829-22	4/13/21		2-Methyl-4,6-dinitrophenol	<	10		ug/L	D
OU4	W-829-22	4/13/21		2-Methylnaphthalene	<	2		ug/L	D
OU4	W-829-22	4/13/21		2-Nitroaniline	<	2		ug/L	D
OU4	W-829-22	4/13/21		2,4-Dichlorophenol	<	2		ug/L	D
OU4	W-829-22	4/13/21		2,4-Dimethylphenol	<	2		ug/L	D
OU4	W-829-22	4/13/21		2,4-Dinitrophenol	<	10		ug/L	D
OU4	W-829-22	4/13/21		2,4-Dinitrotoluene	<	2		ug/L	D
OU4	W-829-22	4/13/21		2,4,5-Trichlorophenol	<	5		ug/L	D
OU4	W-829-22	4/13/21		2,4,6-Trichlorophenol	<	5		ug/L	D
OU4	W-829-22	4/13/21		2,6-Dinitrotoluene	<	2		ug/L	D
OU4	W-829-22	4/13/21		3-Nitroaniline	<	2		ug/L	DJ
OU4	W-829-22	4/13/21		3,3-Dichlorobenzidine	<	10		ug/L	D
OU4	W-829-22	4/13/21		4-Bromophenylphenylether	<	2		ug/L	D
OU4	W-829-22	4/13/21		4-Chloro-3-methylphenol	<	5		ug/L	D
OU4	W-829-22	4/13/21		4-Chloroaniline	<	2		ug/L	DJ
OU4	W-829-22	4/13/21		4-Chlorophenylphenylether	<	2		ug/L	D
OU4	W-829-22	4/13/21		4-Nitroaniline	<	5		ug/L	D
OU4	W-829-22	4/13/21		4-Nitrophenol	<	2		ug/L	D
OU4	W-829-22	4/13/21		Acenaphthene	<	2		ug/L	D
OU4	W-829-22	4/13/21		Acenaphthylene	<	2		ug/L	D
OU4	W-829-22	4/13/21		Anthracene	<	2		ug/L	D
OU4	W-829-22	4/13/21		Benzo(a)anthracene	<	2		ug/L	D
OU4	W-829-22	4/13/21		Benzo(a)pyrene	<	2		ug/L	D
OU4	W-829-22	4/13/21		Benzo(b)fluoranthene	<	2		ug/L	DJ
OU4	W-829-22	4/13/21		Benzo(g,h,i)perylene	<	2		ug/L	D
OU4	W-829-22	4/13/21		Benzo(k)fluoranthene	<	2		ug/L	D
OU4	W-829-22	4/13/21		Benzoic Acid	<	10		ug/L	DJ
OU4	W-829-22	4/13/21		Benzyl Alcohol	<	2		ug/L	D
OU4	W-829-22	4/13/21		Bis(2-chloroethoxy)methane	<	2		ug/L	D
OU4	W-829-22	4/13/21		Bis(2-chloroisopropyl)ether	<	2		ug/L	D
OU4	W-829-22	4/13/21		Bis(2-ethylhexyl)phthalate	<	4		ug/L	D
OU4	W-829-22	4/13/21		Butylbenzylphthalate	<	2		ug/L	D
OU4	W-829-22	4/13/21		Chrysene	<	2		ug/L	D
OU4	W-829-22	4/13/21		Di-n-octylphthalate	<	2		ug/L	D
OU4	W-829-22	4/13/21		Dibenzo(a,h)anthracene	<	3		ug/L	D
OU4	W-829-22	4/13/21		Dibenzofuran	<	2		ug/L	D
OU4	W-829-22	4/13/21		Dibutylphthalate	<	2		ug/L	D
OU4	W-829-22	4/13/21		Diethylphthalate	<	2		ug/L	D
OU4	W-829-22	4/13/21		Dimethylphthalate	<	2		ug/L	D
OU4	W-829-22	4/13/21		Fluoranthene	<	2		ug/L	D
OU4	W-829-22	4/13/21		Fluorene	<	2		ug/L	D
OU4	W-829-22	4/13/21		Hexachlorobenzene	<	2		ug/L	D
OU4	W-829-22	4/13/21		Hexachlorobutadiene	<	2		ug/L	D
OU4	W-829-22	4/13/21		Hexachlorocyclopentadiene	<	2		ug/L	D
OU4	W-829-22	4/13/21		Indeno(1,2,3-c,d)pyrene	<	2		ug/L	D
OU4	W-829-22	4/13/21		Isophorone	<	2		ug/L	D
OU4	W-829-22	4/13/21		m- and p- Cresol	<	2		ug/L	D
OU4	W-829-22	4/13/21		N-Nitrosodi-n-propylamine	<	2		ug/L	D
OU4	W-829-22	4/13/21		Naphthalene	<	2		ug/L	D
OU4	W-829-22	4/13/21		Nitrobenzene	<	2		ug/L	D
OU4	W-829-22	4/13/21		o-Cresol	<	2		ug/L	D
OU4	W-829-22	4/13/21		Pentachlorophenol	<	10		ug/L	D
OU4	W-829-22	4/13/21		Phenanthrene	<	2		ug/L	D
OU4	W-829-22	4/13/21		Phenol	<	2		ug/L	D
OU4	W-829-22	4/13/21		Pyrene	<	2		ug/L	D
OU4	W-829-22	4/13/21		HMX	<	1		ug/L	D
OU4	W-829-22	4/13/21		RDX	<	1		ug/L	D
OU4	W-829-22	4/13/21		TNT	<	5		ug/L	D
OU4	W-829-22	4/13/21		Gross alpha	<	2	0.993	pCi/L	
OU4	W-829-22	4/13/21		Gross beta		6.51	1.56	pCi/L	

Attachment 1. Table 1. Groundwater analytical data, Site 300, 2021.

OU	Location	Date	Sample Type	Parameter	LOS Indicator	Result	Error	Units	QA Flag
OU4	W-829-22	4/13/21		Field Oxidation Potential (Eh)		-111		mVolts	
OU4	W-829-22	4/13/21		Field pH		7.73		Units	
OU4	W-829-22	4/13/21		Field Specific Conductance		880.6		umhos/cm	
OU4	W-829-22	4/13/21		Field Temperature		20.6		Degrees C	
OU4	W-829-22	4/13/21		Antimony	<	0.005		mg/L	
OU4	W-829-22	4/13/21		Arsenic	<	0.002		mg/L	E
OU4	W-829-22	4/13/21		Barium		3.1		mg/L	
OU4	W-829-22	4/13/21		Beryllium	<	0.0005		mg/L	
OU4	W-829-22	4/13/21		Cadmium	<	0.0005		mg/L	E
OU4	W-829-22	4/13/21		Chromium	<	0.001		mg/L	
OU4	W-829-22	4/13/21		Cobalt	<	0.025		mg/L	E
OU4	W-829-22	4/13/21		Copper	<	0.01		mg/L	E
OU4	W-829-22	4/13/21		Lead	<	0.002		mg/L	BE
OU4	W-829-22	4/13/21		Mercury	<	0.0002		mg/L	E
OU4	W-829-22	4/13/21		Molybdenum	<	0.025		mg/L	E
OU4	W-829-22	4/13/21		Nickel	<	0.005		mg/L	E
OU4	W-829-22	4/13/21		Selenium	<	0.002		mg/L	E
OU4	W-829-22	4/13/21		Silver	<	0.0005		mg/L	
OU4	W-829-22	4/13/21		Thallium	<	0.001		mg/L	
OU4	W-829-22	4/13/21		Vanadium	<	0.01		mg/L	E
OU4	W-829-22	4/13/21		Zinc		0.029		mg/L	
OU4	W-829-22	4/13/21	DUP	Bromide		0.39		mg/L	
OU4	W-829-22	4/13/21	DUP	Chloride		96		mg/L	
OU4	W-829-22	4/13/21	DUP	Fluoride		0.3		mg/L	
OU4	W-829-22	4/13/21	DUP	Nitrate (as N)	<	0.1		mg/L	
OU4	W-829-22	4/13/21	DUP	Nitrate (as NO3)	<	0.44		mg/L	
OU4	W-829-22	4/13/21	DUP	Nitrite (as N)	<	0.5		mg/L	BE
OU4	W-829-22	4/13/21	DUP	Nitrite (as NO2)	<	0.17		mg/L	
OU4	W-829-22	4/13/21	DUP	Ortho-Phosphate		0.12		mg/L	
OU4	W-829-22	4/13/21	DUP	Sulfate		120		mg/L	
OU4	W-829-22	4/13/21	DUP	Turbidity		0.11		NTU	H
OU4	W-829-22	4/13/21	DUP	Iron	<	0.05		mg/L	E
OU4	W-829-22	4/13/21	DUP	Manganese		8.7		mg/L	
OU4	W-829-22	4/13/21	DUP	Potassium		59		mg/L	
OU4	W-829-22	4/13/21	DUP	Sodium		540		mg/L	
OU4	W-829-22	4/13/21	DUP	Perchlorate	<	4		ug/L	
OU4	W-829-22	4/13/21	DUP	1,1-Dichloroethane	<	1		ug/L	
OU4	W-829-22	4/13/21	DUP	1,1-Dichloroethene	<	1		ug/L	
OU4	W-829-22	4/13/21	DUP	1,1,1-Trichloroethane	<	1		ug/L	
OU4	W-829-22	4/13/21	DUP	1,1,2-Trichloroethane	<	1		ug/L	
OU4	W-829-22	4/13/21	DUP	1,1,2,2-Tetrachloroethane	<	1		ug/L	
OU4	W-829-22	4/13/21	DUP	1,2-Dichlorobenzene	<	1		ug/L	
OU4	W-829-22	4/13/21	DUP	1,2-Dichloroethane	<	1		ug/L	
OU4	W-829-22	4/13/21	DUP	1,2-Dichloroethene (total)	<	1		ug/L	
OU4	W-829-22	4/13/21	DUP	1,2-Dichloropropane	<	1		ug/L	
OU4	W-829-22	4/13/21	DUP	1,3-Dichlorobenzene	<	1		ug/L	
OU4	W-829-22	4/13/21	DUP	1,4-Dichlorobenzene	<	1		ug/L	
OU4	W-829-22	4/13/21	DUP	2-Butanone	<	20		ug/L	
OU4	W-829-22	4/13/21	DUP	2-Chloroethylvinylether	<	20		ug/L	
OU4	W-829-22	4/13/21	DUP	2-Hexanone	<	20		ug/L	
OU4	W-829-22	4/13/21	DUP	4-Methyl-2-pentanone	<	20		ug/L	
OU4	W-829-22	4/13/21	DUP	Acetone	<	10		ug/L	
OU4	W-829-22	4/13/21	DUP	Benzene	<	1		ug/L	
OU4	W-829-22	4/13/21	DUP	Bromodichloromethane	<	1		ug/L	
OU4	W-829-22	4/13/21	DUP	Bromoform	<	1		ug/L	
OU4	W-829-22	4/13/21	DUP	Bromomethane	<	2		ug/L	
OU4	W-829-22	4/13/21	DUP	Carbon disulfide	<	1		ug/L	
OU4	W-829-22	4/13/21	DUP	Carbon tetrachloride	<	1		ug/L	
OU4	W-829-22	4/13/21	DUP	Chlorobenzene	<	1		ug/L	
OU4	W-829-22	4/13/21	DUP	Chloroethane	<	2		ug/L	
OU4	W-829-22	4/13/21	DUP	Chloroform	<	1		ug/L	
OU4	W-829-22	4/13/21	DUP	Chloromethane	<	2		ug/L	
OU4	W-829-22	4/13/21	DUP	cis-1,2-Dichloroethene	<	1		ug/L	
OU4	W-829-22	4/13/21	DUP	cis-1,3-Dichloropropene	<	1		ug/L	
OU4	W-829-22	4/13/21	DUP	Dibromochloromethane	<	1		ug/L	
OU4	W-829-22	4/13/21	DUP	Dibromomethane	<	1		ug/L	

Attachment 1. Table 1. Groundwater analytical data, Site 300, 2021.

OU	Location	Date	Sample Type	Parameter	LOS Indicator	Result	Error	Units	QA Flag
OU4	W-829-22	4/13/21	DUP	Dichlorodifluoromethane	<	2		ug/L	
OU4	W-829-22	4/13/21	DUP	Ethylbenzene	<	1		ug/L	
OU4	W-829-22	4/13/21	DUP	Methylene chloride	<	1		ug/L	
OU4	W-829-22	4/13/21	DUP	Styrene	<	1		ug/L	
OU4	W-829-22	4/13/21	DUP	Tetrachloroethene	<	1		ug/L	
OU4	W-829-22	4/13/21	DUP	Toluene	<	1		ug/L	
OU4	W-829-22	4/13/21	DUP	Total Xylene Isomers	<	2		ug/L	
OU4	W-829-22	4/13/21	DUP	trans-1,2-Dichloroethene	<	1		ug/L	
OU4	W-829-22	4/13/21	DUP	trans-1,3-Dichloropropene	<	1		ug/L	
OU4	W-829-22	4/13/21	DUP	Trichloroethene	<	0.5		ug/L	
OU4	W-829-22	4/13/21	DUP	Trichlorofluoromethane	<	1		ug/L	
OU4	W-829-22	4/13/21	DUP	Trichlorotrifluoroethane	<	1		ug/L	
OU4	W-829-22	4/13/21	DUP	Vinyl acetate	<	20		ug/L	
OU4	W-829-22	4/13/21	DUP	Vinyl chloride	<	1		ug/L	
OU4	W-829-22	4/13/21	DUP	1,2-Dichlorobenzene	<	2		ug/L	D
OU4	W-829-22	4/13/21	DUP	1,2,4-Trichlorobenzene	<	2		ug/L	D
OU4	W-829-22	4/13/21	DUP	1,3-Dichlorobenzene	<	2		ug/L	D
OU4	W-829-22	4/13/21	DUP	1,4-Dichlorobenzene	<	2		ug/L	D
OU4	W-829-22	4/13/21	DUP	2-Chloronaphthalene	<	2		ug/L	D
OU4	W-829-22	4/13/21	DUP	2-Chlorophenol	<	2		ug/L	D
OU4	W-829-22	4/13/21	DUP	2-Methyl-4,6-dinitrophenol	<	10		ug/L	D
OU4	W-829-22	4/13/21	DUP	2-Methylnaphthalene	<	2		ug/L	D
OU4	W-829-22	4/13/21	DUP	2-Nitroaniline	<	2		ug/L	D
OU4	W-829-22	4/13/21	DUP	2,4-Dichlorophenol	<	2		ug/L	D
OU4	W-829-22	4/13/21	DUP	2,4-Dimethylphenol	<	2		ug/L	D
OU4	W-829-22	4/13/21	DUP	2,4-Dinitrophenol	<	10		ug/L	D
OU4	W-829-22	4/13/21	DUP	2,4-Dinitrotoluene	<	2		ug/L	D
OU4	W-829-22	4/13/21	DUP	2,4,5-Trichlorophenol	<	5		ug/L	D
OU4	W-829-22	4/13/21	DUP	2,4,6-Trichlorophenol	<	5		ug/L	D
OU4	W-829-22	4/13/21	DUP	2,6-Dinitrotoluene	<	2		ug/L	D
OU4	W-829-22	4/13/21	DUP	3-Nitroaniline	<	2		ug/L	DJ
OU4	W-829-22	4/13/21	DUP	3,3-Dichlorobenzidine	<	10		ug/L	D
OU4	W-829-22	4/13/21	DUP	4-Bromophenylphenylether	<	2		ug/L	D
OU4	W-829-22	4/13/21	DUP	4-Chloro-3-methylphenol	<	5		ug/L	D
OU4	W-829-22	4/13/21	DUP	4-Chloroaniline	<	2		ug/L	DJ
OU4	W-829-22	4/13/21	DUP	4-Chlorophenylphenylether	<	2		ug/L	D
OU4	W-829-22	4/13/21	DUP	4-Nitroaniline	<	5		ug/L	D
OU4	W-829-22	4/13/21	DUP	4-Nitrophenol	<	2		ug/L	D
OU4	W-829-22	4/13/21	DUP	Acenaphthene	<	2		ug/L	D
OU4	W-829-22	4/13/21	DUP	Acenaphthylene	<	2		ug/L	D
OU4	W-829-22	4/13/21	DUP	Anthracene	<	2		ug/L	D
OU4	W-829-22	4/13/21	DUP	Benzo(a)anthracene	<	2		ug/L	D
OU4	W-829-22	4/13/21	DUP	Benzo(a)pyrene	<	2		ug/L	D
OU4	W-829-22	4/13/21	DUP	Benzo(b)fluoranthene	<	2		ug/L	DJ
OU4	W-829-22	4/13/21	DUP	Benzo(g,h,i)perylene	<	2		ug/L	D
OU4	W-829-22	4/13/21	DUP	Benzo(k)fluoranthene	<	2		ug/L	D
OU4	W-829-22	4/13/21	DUP	Benzoic Acid	<	10		ug/L	DJ
OU4	W-829-22	4/13/21	DUP	Benzyl Alcohol	<	2		ug/L	D
OU4	W-829-22	4/13/21	DUP	Bis(2-chloroethoxy)methane	<	2		ug/L	D
OU4	W-829-22	4/13/21	DUP	Bis(2-chloroisopropyl)ether	<	2		ug/L	D
OU4	W-829-22	4/13/21	DUP	Bis(2-ethylhexyl)phthalate	<	4		ug/L	D
OU4	W-829-22	4/13/21	DUP	Butylbenzylphthalate	<	2		ug/L	D
OU4	W-829-22	4/13/21	DUP	Chrysene	<	2		ug/L	D
OU4	W-829-22	4/13/21	DUP	Di-n-octylphthalate	<	2		ug/L	D
OU4	W-829-22	4/13/21	DUP	Dibenzo(a,h)anthracene	<	3		ug/L	D
OU4	W-829-22	4/13/21	DUP	Dibenzofuran	<	2		ug/L	D
OU4	W-829-22	4/13/21	DUP	Dibutylphthalate	<	2		ug/L	D
OU4	W-829-22	4/13/21	DUP	Diethylphthalate	<	2		ug/L	D
OU4	W-829-22	4/13/21	DUP	Dimethylphthalate	<	2		ug/L	D
OU4	W-829-22	4/13/21	DUP	Fluoranthene	<	2		ug/L	D
OU4	W-829-22	4/13/21	DUP	Fluorene	<	2		ug/L	D
OU4	W-829-22	4/13/21	DUP	Hexachlorobenzene	<	2		ug/L	D
OU4	W-829-22	4/13/21	DUP	Hexachlorobutadiene	<	2		ug/L	D
OU4	W-829-22	4/13/21	DUP	Hexachlorocyclopentadiene	<	2		ug/L	D
OU4	W-829-22	4/13/21	DUP	Indeno(1,2,3-c,d)pyrene	<	2		ug/L	D
OU4	W-829-22	4/13/21	DUP	Isophorone	<	2		ug/L	D

Attachment 1. Table 1. Groundwater analytical data, Site 300, 2021.

OU	Location	Date	Sample Type	Parameter	LOS Indicator	Result	Error	Units	QA Flag
OU4	W-829-22	4/13/21	DUP	m- and p- Cresol	<	2		ug/L	D
OU4	W-829-22	4/13/21	DUP	N-Nitrosodi-n-propylamine	<	2		ug/L	D
OU4	W-829-22	4/13/21	DUP	Naphthalene	<	2		ug/L	D
OU4	W-829-22	4/13/21	DUP	Nitrobenzene	<	2		ug/L	D
OU4	W-829-22	4/13/21	DUP	o-Cresol	<	2		ug/L	D
OU4	W-829-22	4/13/21	DUP	Pentachlorophenol	<	10		ug/L	D
OU4	W-829-22	4/13/21	DUP	Phenanthrene	<	2		ug/L	D
OU4	W-829-22	4/13/21	DUP	Phenol	<	2		ug/L	D
OU4	W-829-22	4/13/21	DUP	Pyrene	<	2		ug/L	D
OU4	W-829-22	4/13/21	DUP	HMX	<	1		ug/L	D
OU4	W-829-22	4/13/21	DUP	RDX	<	1		ug/L	D
OU4	W-829-22	4/13/21	DUP	TNT	<	5		ug/L	D
OU4	W-829-22	4/13/21	DUP	Gross alpha	<	2	1.07	pCi/L	
OU4	W-829-22	4/13/21	DUP	Gross beta		6.52	1.58	pCi/L	
OU4	W-829-22	4/13/21	DUP	Antimony	<	0.005		mg/L	
OU4	W-829-22	4/13/21	DUP	Arsenic	<	0.002		mg/L	E
OU4	W-829-22	4/13/21	DUP	Barium		2.1		mg/L	
OU4	W-829-22	4/13/21	DUP	Beryllium	<	0.0005		mg/L	
OU4	W-829-22	4/13/21	DUP	Cadmium	<	0.0005		mg/L	E
OU4	W-829-22	4/13/21	DUP	Chromium	<	0.001		mg/L	
OU4	W-829-22	4/13/21	DUP	Cobalt	<	0.025		mg/L	E
OU4	W-829-22	4/13/21	DUP	Copper	<	0.01		mg/L	E
OU4	W-829-22	4/13/21	DUP	Lead	<	0.002		mg/L	BE
OU4	W-829-22	4/13/21	DUP	Mercury	<	0.0002		mg/L	E
OU4	W-829-22	4/13/21	DUP	Molybdenum	<	0.025		mg/L	E
OU4	W-829-22	4/13/21	DUP	Nickel	<	0.005		mg/L	E
OU4	W-829-22	4/13/21	DUP	Selenium	<	0.002		mg/L	E
OU4	W-829-22	4/13/21	DUP	Silver	<	0.0005		mg/L	
OU4	W-829-22	4/13/21	DUP	Thallium	<	0.001		mg/L	
OU4	W-829-22	4/13/21	DUP	Vanadium	<	0.01		mg/L	E
OU4	W-829-22	4/13/21	DUP	Zinc		0.027		mg/L	
OU4	W-829-22	7/29/21		Field Oxidation Potential (Eh)		77		mVolts	
OU4	W-829-22	7/29/21		Field pH		8.42		Units	
OU4	W-829-22	7/29/21		Field Specific Conductance		988.7		umhos/cm	
OU4	W-829-22	7/29/21		Field Temperature		24.8		Degrees C	
OU4	W-829-22	7/29/21	REX	Barium	<	0.025		mg/L	E
OU4	W-829-22	7/29/21	REX	Manganese	<	0.01		mg/L	
OU4	W-829-22	7/29/21	REX	Zinc	<	0.01		mg/L	
OU4	W-829-22	8/5/21		Field Oxidation Potential (Eh)		77		mVolts	
OU4	W-829-22	8/5/21		Field pH		8.3		Units	
OU4	W-829-22	8/5/21		Field Specific Conductance		979		umhos/cm	
OU4	W-829-22	8/5/21		Field Temperature		24.3		Degrees C	
OU4	W-829-22	8/5/21	REX	Barium	<	0.025		mg/L	E
OU4	W-829-22	8/5/21	REX	Manganese	<	0.01		mg/L	E
OU4	W-829-22	8/5/21	REX	Zinc	<	0.01		mg/L	
OU4	W-829-22	10/7/21		Field Oxidation Potential (Eh)		-31		mVolts	
OU4	W-829-22	10/7/21		Field pH		8.51		Units	
OU4	W-829-22	10/7/21		Field Specific Conductance		1120		umhos/cm	
OU4	W-829-22	10/7/21		Field Temperature		24.9		Degrees C	
OU4	WELL18	3/31/21		Nitrate (as NO3)	<	0.5		mg/L	
OU4	WELL18	3/31/21		Perchlorate	<	4		ug/L	
OU4	WELL18	3/31/21		1,1-Dichloroethane	<	0.5		ug/L	
OU4	WELL18	3/31/21		1,1-Dichloroethene	<	0.5		ug/L	
OU4	WELL18	3/31/21		1,1,1-Trichloroethane	<	0.5		ug/L	
OU4	WELL18	3/31/21		1,1,2-Trichloroethane	<	0.5		ug/L	
OU4	WELL18	3/31/21		1,1,2,2-Tetrachloroethane	<	0.5		ug/L	
OU4	WELL18	3/31/21		1,2-Dichlorobenzene	<	0.5		ug/L	
OU4	WELL18	3/31/21		1,2-Dichloroethane	<	0.5		ug/L	
OU4	WELL18	3/31/21		1,2-Dichloroethene (total)	<	1		ug/L	
OU4	WELL18	3/31/21		1,2-Dichloropropane	<	0.5		ug/L	
OU4	WELL18	3/31/21		1,3-Dichlorobenzene	<	0.5		ug/L	
OU4	WELL18	3/31/21		1,4-Dichlorobenzene	<	0.5		ug/L	
OU4	WELL18	3/31/21		2-Chloroethylvinylether	<	10		ug/L	
OU4	WELL18	3/31/21		Bromodichloromethane	<	0.5		ug/L	
OU4	WELL18	3/31/21		Bromoform	<	0.5		ug/L	
OU4	WELL18	3/31/21		Bromomethane	<	1		ug/L	

Attachment 1. Table 1. Groundwater analytical data, Site 300, 2021.

OU	Location	Date	Sample Type	Parameter	LOS Indicator	Result	Error	Units	QA Flag
OU4	WELL18	3/31/21		Carbon tetrachloride	<	0.5		ug/L	
OU4	WELL18	3/31/21		Chlorobenzene	<	0.5		ug/L	
OU4	WELL18	3/31/21		Chloroethane	<	0.5		ug/L	
OU4	WELL18	3/31/21		Chloroform	<	0.5		ug/L	
OU4	WELL18	3/31/21		Chloromethane	<	0.5		ug/L	
OU4	WELL18	3/31/21		cis-1,2-Dichloroethene	<	0.5		ug/L	
OU4	WELL18	3/31/21		cis-1,3-Dichloropropene	<	0.5		ug/L	
OU4	WELL18	3/31/21		Dibromochloromethane	<	0.5		ug/L	
OU4	WELL18	3/31/21		Dichlorodifluoromethane	<	0.5		ug/L	
OU4	WELL18	3/31/21		Methylene chloride	<	1		ug/L	
OU4	WELL18	3/31/21		Tetrachloroethene	<	0.5		ug/L	
OU4	WELL18	3/31/21		trans-1,2-Dichloroethene	<	0.5		ug/L	
OU4	WELL18	3/31/21		trans-1,3-Dichloropropene	<	0.5		ug/L	
OU4	WELL18	3/31/21		Trichloroethene	<	0.5		ug/L	
OU4	WELL18	3/31/21		Trichlorofluoromethane	<	0.5		ug/L	
OU4	WELL18	3/31/21		Trichlorotrifluoroethane	<	0.5		ug/L	
OU4	WELL18	3/31/21		Vinyl chloride	<	0.5		ug/L	
OU4	WELL18	3/31/21		1,3-Dinitrobenzene	<	2		ug/L	
OU4	WELL18	3/31/21		1,3,5-Trinitrobenzene	<	2		ug/L	
OU4	WELL18	3/31/21		2-Amino-4,6-dinitrotoluene	<	2		ug/L	
OU4	WELL18	3/31/21		2-Nitrotoluene	<	2		ug/L	
OU4	WELL18	3/31/21		2,4-Dinitrotoluene	<	2		ug/L	
OU4	WELL18	3/31/21		2,6-Dinitrotoluene	<	2		ug/L	
OU4	WELL18	3/31/21		3-Nitrotoluene	<	2		ug/L	
OU4	WELL18	3/31/21		4-Amino-2,6-dinitrotoluene	<	2		ug/L	
OU4	WELL18	3/31/21		4-Nitrotoluene	<	2		ug/L	
OU4	WELL18	3/31/21		HMX	<	1		ug/L	
OU4	WELL18	3/31/21		Nitrobenzene	<	2		ug/L	
OU4	WELL18	3/31/21		RDX	<	1		ug/L	
OU4	WELL18	3/31/21		TNT	<	2		ug/L	
OU4	WELL18	3/31/21		Field Oxidation Potential (Eh)		-117		mVolts	
OU4	WELL18	3/31/21		Field pH		8.49		Units	
OU4	WELL18	3/31/21		Field Specific Conductance		809.6		umhos/cm	
OU4	WELL18	3/31/21		Field Temperature		17.5		Degrees C	
OU4	WELL18	6/1/21		1,1-Dichloroethane	<	0.5		ug/L	
OU4	WELL18	6/1/21		1,1-Dichloroethene	<	0.5		ug/L	
OU4	WELL18	6/1/21		1,1,1-Trichloroethane	<	0.5		ug/L	
OU4	WELL18	6/1/21		1,1,2-Trichloroethane	<	0.5		ug/L	
OU4	WELL18	6/1/21		1,1,2,2-Tetrachloroethane	<	0.5		ug/L	
OU4	WELL18	6/1/21		1,2-Dichlorobenzene	<	0.5		ug/L	
OU4	WELL18	6/1/21		1,2-Dichloroethane	<	0.5		ug/L	
OU4	WELL18	6/1/21		1,2-Dichloroethene (total)	<	1		ug/L	
OU4	WELL18	6/1/21		1,2-Dichloropropane	<	0.5		ug/L	
OU4	WELL18	6/1/21		1,3-Dichlorobenzene	<	0.5		ug/L	
OU4	WELL18	6/1/21		1,4-Dichlorobenzene	<	0.5		ug/L	
OU4	WELL18	6/1/21		2-Chloroethylvinylether	<	10		ug/L	
OU4	WELL18	6/1/21		Bromodichloromethane	<	0.5		ug/L	
OU4	WELL18	6/1/21		Bromoform	<	0.5		ug/L	
OU4	WELL18	6/1/21		Bromomethane	<	1		ug/L	
OU4	WELL18	6/1/21		Carbon tetrachloride	<	0.5		ug/L	
OU4	WELL18	6/1/21		Chlorobenzene	<	0.5		ug/L	
OU4	WELL18	6/1/21		Chloroethane	<	0.5		ug/L	
OU4	WELL18	6/1/21		Chloroform	<	0.5		ug/L	
OU4	WELL18	6/1/21		Chloromethane	<	0.5		ug/L	
OU4	WELL18	6/1/21		cis-1,2-Dichloroethene	<	0.5		ug/L	
OU4	WELL18	6/1/21		cis-1,3-Dichloropropene	<	0.5		ug/L	
OU4	WELL18	6/1/21		Dibromochloromethane	<	0.5		ug/L	
OU4	WELL18	6/1/21		Dichlorodifluoromethane	<	0.5		ug/L	
OU4	WELL18	6/1/21		Methylene chloride	<	1		ug/L	
OU4	WELL18	6/1/21		Tetrachloroethene	<	0.5		ug/L	
OU4	WELL18	6/1/21		trans-1,2-Dichloroethene	<	0.5		ug/L	
OU4	WELL18	6/1/21		trans-1,3-Dichloropropene	<	0.5		ug/L	
OU4	WELL18	6/1/21		Trichloroethene	<	0.5		ug/L	
OU4	WELL18	6/1/21		Trichlorofluoromethane	<	0.5		ug/L	
OU4	WELL18	6/1/21		Trichlorotrifluoroethane	<	0.5		ug/L	
OU4	WELL18	6/1/21		Vinyl chloride	<	0.5		ug/L	

Attachment 1. Table 1. Groundwater analytical data, Site 300, 2021.

OU	Location	Date	Sample Type	Parameter	LOS Indicator	Result	Error	Units	QA Flag
OU4	WELL18	6/1/21		Field Oxidation Potential (Eh)		-143		mVolts	
OU4	WELL18	6/1/21		Field pH		8.1		Units	
OU4	WELL18	6/1/21		Field Specific Conductance		805.5		umhos/cm	
OU4	WELL18	6/1/21		Field Temperature		29.7		Degrees C	
OU4	WELL18	9/7/21		Nitrate (as NO3)	<	0.5		mg/L	
OU4	WELL18	9/7/21		Perchlorate	<	2		ug/L	
OU4	WELL18	9/7/21		1,1-Dichloroethane	<	0.5		ug/L	
OU4	WELL18	9/7/21		1,1-Dichloroethene	<	0.5		ug/L	
OU4	WELL18	9/7/21		1,1,1-Trichloroethane	<	0.5		ug/L	
OU4	WELL18	9/7/21		1,1,2-Trichloroethane	<	0.5		ug/L	
OU4	WELL18	9/7/21		1,1,2,2-Tetrachloroethane	<	0.5		ug/L	
OU4	WELL18	9/7/21		1,2-Dichlorobenzene	<	0.5		ug/L	
OU4	WELL18	9/7/21		1,2-Dichloroethane	<	0.5		ug/L	
OU4	WELL18	9/7/21		1,2-Dichloroethene (total)	<	1		ug/L	
OU4	WELL18	9/7/21		1,2-Dichloropropane	<	0.5		ug/L	
OU4	WELL18	9/7/21		1,3-Dichlorobenzene	<	0.5		ug/L	
OU4	WELL18	9/7/21		1,4-Dichlorobenzene	<	0.5		ug/L	
OU4	WELL18	9/7/21		2-Chloroethylvinylether	<	10		ug/L	
OU4	WELL18	9/7/21		Bromodichloromethane	<	0.5		ug/L	
OU4	WELL18	9/7/21		Bromoform	<	0.5		ug/L	
OU4	WELL18	9/7/21		Bromomethane	<	1		ug/L	
OU4	WELL18	9/7/21		Carbon tetrachloride	<	0.5		ug/L	
OU4	WELL18	9/7/21		Chlorobenzene	<	0.5		ug/L	
OU4	WELL18	9/7/21		Chloroethane	<	0.5		ug/L	
OU4	WELL18	9/7/21		Chloroform	<	0.5		ug/L	
OU4	WELL18	9/7/21		Chloromethane	<	0.5		ug/L	
OU4	WELL18	9/7/21		cis-1,2-Dichloroethene	<	0.5		ug/L	
OU4	WELL18	9/7/21		cis-1,3-Dichloropropene	<	0.5		ug/L	
OU4	WELL18	9/7/21		Dibromochloromethane	<	0.5		ug/L	
OU4	WELL18	9/7/21		Dichlorodifluoromethane	<	0.5		ug/L	
OU4	WELL18	9/7/21		Methylene chloride	<	1		ug/L	
OU4	WELL18	9/7/21		Tetrachloroethene	<	0.5		ug/L	
OU4	WELL18	9/7/21		trans-1,2-Dichloroethene	<	0.5		ug/L	
OU4	WELL18	9/7/21		trans-1,3-Dichloropropene	<	0.5		ug/L	
OU4	WELL18	9/7/21		Trichloroethene	<	0.5		ug/L	
OU4	WELL18	9/7/21		Trichlorofluoromethane	<	0.5		ug/L	
OU4	WELL18	9/7/21		Trichlorotrifluoroethane	<	0.5		ug/L	
OU4	WELL18	9/7/21		Vinyl chloride	<	0.5		ug/L	
OU4	WELL18	9/7/21		1,3-Dinitrobenzene	<	2		ug/L	D
OU4	WELL18	9/7/21		1,3,5-Trinitrobenzene	<	2		ug/L	D
OU4	WELL18	9/7/21		2-Amino-4,6-dinitrotoluene	<	2		ug/L	D
OU4	WELL18	9/7/21		2-Nitrotoluene	<	2		ug/L	D
OU4	WELL18	9/7/21		2,4-Dinitrotoluene	<	2		ug/L	D
OU4	WELL18	9/7/21		2,6-Dinitrotoluene	<	2		ug/L	D
OU4	WELL18	9/7/21		3-Nitrotoluene	<	2		ug/L	D
OU4	WELL18	9/7/21		4-Amino-2,6-dinitrotoluene	<	2		ug/L	D
OU4	WELL18	9/7/21		4-Nitrotoluene	<	2		ug/L	D
OU4	WELL18	9/7/21		HMX	<	1		ug/L	D
OU4	WELL18	9/7/21		Nitrobenzene	<	2		ug/L	D
OU4	WELL18	9/7/21		RDX	<	1		ug/L	D
OU4	WELL18	9/7/21		TNT	<	2		ug/L	D
OU4	WELL18	9/7/21		Field Oxidation Potential (Eh)		-163		mVolts	
OU4	WELL18	9/7/21		Field pH		8.21		Units	
OU4	WELL18	9/7/21		Field Specific Conductance		832.1		umhos/cm	
OU4	WELL18	9/7/21		Field Temperature		26.2		Degrees C	
OU4	WELL18	12/6/21		1,1-Dichloroethane	<	0.5		ug/L	
OU4	WELL18	12/6/21		1,1-Dichloroethene	<	0.5		ug/L	
OU4	WELL18	12/6/21		1,1,1-Trichloroethane	<	0.5		ug/L	
OU4	WELL18	12/6/21		1,1,2-Trichloroethane	<	0.5		ug/L	
OU4	WELL18	12/6/21		1,1,2,2-Tetrachloroethane	<	0.5		ug/L	
OU4	WELL18	12/6/21		1,2-Dichlorobenzene	<	0.5		ug/L	
OU4	WELL18	12/6/21		1,2-Dichloroethane	<	0.5		ug/L	
OU4	WELL18	12/6/21		1,2-Dichloroethene (total)	<	1		ug/L	
OU4	WELL18	12/6/21		1,2-Dichloropropane	<	0.5		ug/L	
OU4	WELL18	12/6/21		1,3-Dichlorobenzene	<	0.5		ug/L	
OU4	WELL18	12/6/21		1,4-Dichlorobenzene	<	0.5		ug/L	

Attachment 1. Table 1. Groundwater analytical data, Site 300, 2021.

OU	Location	Date	Sample Type	Parameter	LOS Indicator	Result	Error	Units	QA Flag
OU4	WELL18	12/6/21		2-Chloroethylvinylether	<	10		ug/L	
OU4	WELL18	12/6/21		Bromodichloromethane	<	0.5		ug/L	
OU4	WELL18	12/6/21		Bromoform	<	0.5		ug/L	
OU4	WELL18	12/6/21		Bromomethane	<	1		ug/L	
OU4	WELL18	12/6/21		Carbon tetrachloride	<	0.5		ug/L	
OU4	WELL18	12/6/21		Chlorobenzene	<	0.5		ug/L	
OU4	WELL18	12/6/21		Chloroethane	<	0.5		ug/L	
OU4	WELL18	12/6/21		Chloroform	<	0.5		ug/L	
OU4	WELL18	12/6/21		Chloromethane	<	0.5		ug/L	
OU4	WELL18	12/6/21		cis-1,2-Dichloroethene	<	0.5		ug/L	
OU4	WELL18	12/6/21		cis-1,3-Dichloropropene	<	0.5		ug/L	
OU4	WELL18	12/6/21		Dibromochloromethane	<	0.5		ug/L	
OU4	WELL18	12/6/21		Dichlorodifluoromethane	<	0.5		ug/L	
OU4	WELL18	12/6/21		Methylene chloride	<	1		ug/L	
OU4	WELL18	12/6/21		Tetrachloroethene	<	0.5		ug/L	
OU4	WELL18	12/6/21		trans-1,2-Dichloroethene	<	0.5		ug/L	
OU4	WELL18	12/6/21		trans-1,3-Dichloropropene	<	0.5		ug/L	
OU4	WELL18	12/6/21		Trichloroethene	<	0.5		ug/L	
OU4	WELL18	12/6/21		Trichlorofluoromethane	<	0.5		ug/L	
OU4	WELL18	12/6/21		Trichlorotrifluoroethane	<	0.5		ug/L	
OU4	WELL18	12/6/21		Vinyl chloride	<	0.5		ug/L	
OU4	WELL18	12/6/21		Field Oxidation Potential (Eh)		-104		mVolts	
OU4	WELL18	12/6/21		Field pH		8.48		Units	
OU4	WELL18	12/6/21		Field Specific Conductance		806		umhos/cm	
OU4	WELL18	12/6/21		Field Temperature		15.9		Degrees C	
OU4	WELL20	3/31/21		Nitrate (as NO3)	<	0.5		mg/L	
OU4	WELL20	3/31/21		Perchlorate		7.6		ug/L	
OU4	WELL20	3/31/21		1,1-Dichloroethane	<	0.5		ug/L	
OU4	WELL20	3/31/21		1,1-Dichloroethene	<	0.5		ug/L	
OU4	WELL20	3/31/21		1,1,1-Trichloroethane	<	0.5		ug/L	
OU4	WELL20	3/31/21		1,1,2-Trichloroethane	<	0.5		ug/L	
OU4	WELL20	3/31/21		1,1,2,2-Tetrachloroethane	<	0.5		ug/L	
OU4	WELL20	3/31/21		1,2-Dichlorobenzene	<	0.5		ug/L	
OU4	WELL20	3/31/21		1,2-Dichloroethane	<	0.5		ug/L	
OU4	WELL20	3/31/21		1,2-Dichloroethene (total)	<	1		ug/L	
OU4	WELL20	3/31/21		1,2-Dichloropropane	<	0.5		ug/L	
OU4	WELL20	3/31/21		1,3-Dichlorobenzene	<	0.5		ug/L	
OU4	WELL20	3/31/21		1,4-Dichlorobenzene	<	0.5		ug/L	
OU4	WELL20	3/31/21		2-Chloroethylvinylether	<	10		ug/L	
OU4	WELL20	3/31/21		Bromodichloromethane		20		ug/L	
OU4	WELL20	3/31/21		Bromoform		21		ug/L	
OU4	WELL20	3/31/21		Bromomethane	<	1		ug/L	
OU4	WELL20	3/31/21		Carbon tetrachloride	<	0.5		ug/L	
OU4	WELL20	3/31/21		Chlorobenzene	<	0.5		ug/L	
OU4	WELL20	3/31/21		Chloroethane	<	0.5		ug/L	
OU4	WELL20	3/31/21		Chloroform		12		ug/L	
OU4	WELL20	3/31/21		Chloromethane	<	0.5		ug/L	
OU4	WELL20	3/31/21		cis-1,2-Dichloroethene	<	0.5		ug/L	
OU4	WELL20	3/31/21		cis-1,3-Dichloropropene	<	0.5		ug/L	
OU4	WELL20	3/31/21		Dibromochloromethane		26		ug/L	
OU4	WELL20	3/31/21		Dichlorodifluoromethane	<	0.5		ug/L	
OU4	WELL20	3/31/21		Methylene chloride	<	1		ug/L	
OU4	WELL20	3/31/21		Tetrachloroethene	<	0.5		ug/L	
OU4	WELL20	3/31/21		trans-1,2-Dichloroethene	<	0.5		ug/L	
OU4	WELL20	3/31/21		trans-1,3-Dichloropropene	<	0.5		ug/L	
OU4	WELL20	3/31/21		Trichloroethene	<	0.5		ug/L	
OU4	WELL20	3/31/21		Trichlorofluoromethane	<	0.5		ug/L	
OU4	WELL20	3/31/21		Trichlorotrifluoroethane	<	0.5		ug/L	
OU4	WELL20	3/31/21		Vinyl chloride	<	0.5		ug/L	
OU4	WELL20	3/31/21		1,3-Dinitrobenzene	<	2		ug/L	
OU4	WELL20	3/31/21		1,3,5-Trinitrobenzene	<	2		ug/L	
OU4	WELL20	3/31/21		2-Amino-4,6-dinitrotoluene	<	2		ug/L	
OU4	WELL20	3/31/21		2-Nitrotoluene	<	2		ug/L	
OU4	WELL20	3/31/21		2,4-Dinitrotoluene	<	2		ug/L	
OU4	WELL20	3/31/21		2,6-Dinitrotoluene	<	2		ug/L	
OU4	WELL20	3/31/21		3-Nitrotoluene	<	2		ug/L	

Attachment 1. Table 1. Groundwater analytical data, Site 300, 2021.

OU	Location	Date	Sample Type	Parameter	LOS Indicator	Result	Error	Units	QA Flag
OU4	WELL20	3/31/21		4-Amino-2,6-dinitrotoluene	<	2		ug/L	
OU4	WELL20	3/31/21		4-Nitrotoluene	<	2		ug/L	
OU4	WELL20	3/31/21		HMX	<	1		ug/L	
OU4	WELL20	3/31/21		Nitrobenzene	<	2		ug/L	
OU4	WELL20	3/31/21		RDX	<	1		ug/L	
OU4	WELL20	3/31/21		TNT	<	2		ug/L	
OU4	WELL20	3/31/21		Field Oxidation Potential (Eh)		98		mVolts	
OU4	WELL20	3/31/21		Field pH		8.32		Units	
OU4	WELL20	3/31/21		Field Specific Conductance		982.2		umhos/cm	
OU4	WELL20	3/31/21		Field Temperature		17.7		Degrees C	
OU4	WELL20	6/1/21		1,1-Dichloroethane	<	0.5		ug/L	
OU4	WELL20	6/1/21		1,1-Dichloroethene	<	0.5		ug/L	
OU4	WELL20	6/1/21		1,1,1-Trichloroethane	<	0.5		ug/L	
OU4	WELL20	6/1/21		1,1,2-Trichloroethane	<	0.5		ug/L	
OU4	WELL20	6/1/21		1,1,2,2-Tetrachloroethane	<	0.5		ug/L	
OU4	WELL20	6/1/21		1,2-Dichlorobenzene	<	0.5		ug/L	
OU4	WELL20	6/1/21		1,2-Dichloroethane	<	0.5		ug/L	
OU4	WELL20	6/1/21		1,2-Dichloroethene (total)	<	1		ug/L	
OU4	WELL20	6/1/21		1,2-Dichloropropane	<	0.5		ug/L	
OU4	WELL20	6/1/21		1,3-Dichlorobenzene	<	0.5		ug/L	
OU4	WELL20	6/1/21		1,4-Dichlorobenzene	<	0.5		ug/L	
OU4	WELL20	6/1/21		2-Chloroethylvinylether	<	10		ug/L	
OU4	WELL20	6/1/21		Bromodichloromethane	<	0.5		ug/L	
OU4	WELL20	6/1/21		Bromoform	<	0.5		ug/L	
OU4	WELL20	6/1/21		Bromomethane	<	1		ug/L	
OU4	WELL20	6/1/21		Carbon tetrachloride	<	0.5		ug/L	
OU4	WELL20	6/1/21		Chlorobenzene	<	0.5		ug/L	
OU4	WELL20	6/1/21		Chloroethane	<	0.5		ug/L	
OU4	WELL20	6/1/21		Chloroform	<	0.5		ug/L	
OU4	WELL20	6/1/21		Chloromethane	<	0.5		ug/L	
OU4	WELL20	6/1/21		cis-1,2-Dichloroethene	<	0.5		ug/L	
OU4	WELL20	6/1/21		cis-1,3-Dichloropropene	<	0.5		ug/L	
OU4	WELL20	6/1/21		Dibromochloromethane	<	0.5		ug/L	
OU4	WELL20	6/1/21		Dichlorodifluoromethane	<	0.5		ug/L	
OU4	WELL20	6/1/21		Methylene chloride	<	1		ug/L	
OU4	WELL20	6/1/21		Tetrachloroethene	<	0.5		ug/L	
OU4	WELL20	6/1/21		trans-1,2-Dichloroethene	<	0.5		ug/L	
OU4	WELL20	6/1/21		trans-1,3-Dichloropropene	<	0.5		ug/L	
OU4	WELL20	6/1/21		Trichloroethene	<	0.5		ug/L	
OU4	WELL20	6/1/21		Trichlorofluoromethane	<	0.5		ug/L	
OU4	WELL20	6/1/21		Trichlorotrifluoroethane	<	0.5		ug/L	
OU4	WELL20	6/1/21		Vinyl chloride	<	0.5		ug/L	
OU4	WELL20	6/1/21		Field Oxidation Potential (Eh)		-37		mVolts	
OU4	WELL20	6/1/21		Field pH		8.46		Units	
OU4	WELL20	6/1/21		Field Specific Conductance		1008		umhos/cm	
OU4	WELL20	6/1/21		Field Temperature		24.1		Degrees C	
OU4	WELL20	9/7/21		Nitrate (as NO3)	<	0.5		mg/L	
OU4	WELL20	9/7/21		Perchlorate	<	2		ug/L	
OU4	WELL20	9/7/21		1,1-Dichloroethane	<	0.5		ug/L	
OU4	WELL20	9/7/21		1,1-Dichloroethene	<	0.5		ug/L	
OU4	WELL20	9/7/21		1,1,1-Trichloroethane	<	0.5		ug/L	
OU4	WELL20	9/7/21		1,1,2-Trichloroethane	<	0.5		ug/L	
OU4	WELL20	9/7/21		1,1,2,2-Tetrachloroethane	<	0.5		ug/L	
OU4	WELL20	9/7/21		1,2-Dichlorobenzene	<	0.5		ug/L	
OU4	WELL20	9/7/21		1,2-Dichloroethane	<	0.5		ug/L	
OU4	WELL20	9/7/21		1,2-Dichloroethene (total)	<	1		ug/L	
OU4	WELL20	9/7/21		1,2-Dichloropropane	<	0.5		ug/L	
OU4	WELL20	9/7/21		1,3-Dichlorobenzene	<	0.5		ug/L	
OU4	WELL20	9/7/21		1,4-Dichlorobenzene	<	0.5		ug/L	
OU4	WELL20	9/7/21		2-Chloroethylvinylether	<	10		ug/L	
OU4	WELL20	9/7/21		Bromodichloromethane	<	0.5		ug/L	
OU4	WELL20	9/7/21		Bromoform		0.69		ug/L	J
OU4	WELL20	9/7/21		Bromomethane	<	1		ug/L	
OU4	WELL20	9/7/21		Carbon tetrachloride	<	0.5		ug/L	
OU4	WELL20	9/7/21		Chlorobenzene	<	0.5		ug/L	
OU4	WELL20	9/7/21		Chloroethane	<	0.5		ug/L	

Attachment 1. Table 1. Groundwater analytical data, Site 300, 2021.

OU	Location	Date	Sample Type	Parameter	LOS Indicator	Result	Error	Units	QA Flag
OU4	WELL20	9/7/21		Chloroform		0.62		ug/L	
OU4	WELL20	9/7/21		Chloromethane	<	0.5		ug/L	
OU4	WELL20	9/7/21		cis-1,2-Dichloroethene	<	0.5		ug/L	
OU4	WELL20	9/7/21		cis-1,3-Dichloropropene	<	0.5		ug/L	
OU4	WELL20	9/7/21		Dibromochloromethane	<	0.5		ug/L	
OU4	WELL20	9/7/21		Dichlorodifluoromethane	<	0.5		ug/L	
OU4	WELL20	9/7/21		Methylene chloride	<	1		ug/L	
OU4	WELL20	9/7/21		Tetrachloroethene	<	0.5		ug/L	
OU4	WELL20	9/7/21		trans-1,2-Dichloroethene	<	0.5		ug/L	
OU4	WELL20	9/7/21		trans-1,3-Dichloropropene	<	0.5		ug/L	
OU4	WELL20	9/7/21		Trichloroethene	<	0.5		ug/L	
OU4	WELL20	9/7/21		Trichlorofluoromethane	<	0.5		ug/L	
OU4	WELL20	9/7/21		Trichlorotrifluoroethane	<	0.5		ug/L	
OU4	WELL20	9/7/21		Vinyl chloride	<	0.5		ug/L	
OU4	WELL20	9/7/21		1,3-Dinitrobenzene	<	2		ug/L	D
OU4	WELL20	9/7/21		1,3,5-Trinitrobenzene	<	2		ug/L	D
OU4	WELL20	9/7/21		2-Amino-4,6-dinitrotoluene	<	2		ug/L	D
OU4	WELL20	9/7/21		2-Nitrotoluene	<	2		ug/L	D
OU4	WELL20	9/7/21		2,4-Dinitrotoluene	<	2		ug/L	D
OU4	WELL20	9/7/21		2,6-Dinitrotoluene	<	2		ug/L	D
OU4	WELL20	9/7/21		3-Nitrotoluene	<	2		ug/L	D
OU4	WELL20	9/7/21		4-Amino-2,6-dinitrotoluene	<	2		ug/L	D
OU4	WELL20	9/7/21		4-Nitrotoluene	<	2		ug/L	D
OU4	WELL20	9/7/21		HMX	<	1		ug/L	D
OU4	WELL20	9/7/21		Nitrobenzene	<	2		ug/L	D
OU4	WELL20	9/7/21		RDX	<	1		ug/L	D
OU4	WELL20	9/7/21		TNT	<	2		ug/L	D
OU4	WELL20	9/7/21		Field Oxidation Potential (Eh)		-153		mVolts	
OU4	WELL20	9/7/21		Field pH		8.63		Units	
OU4	WELL20	9/7/21		Field Specific Conductance		1875		umhos/cm	
OU4	WELL20	9/7/21		Field Temperature		24.6		Degrees C	
OU4	WELL20	12/8/21		1,1-Dichloroethane	<	0.5		ug/L	
OU4	WELL20	12/8/21		1,1-Dichloroethene	<	0.5		ug/L	
OU4	WELL20	12/8/21		1,1,1-Trichloroethane	<	0.5		ug/L	
OU4	WELL20	12/8/21		1,1,2-Trichloroethane	<	0.5		ug/L	
OU4	WELL20	12/8/21		1,1,2,2-Tetrachloroethane	<	0.5		ug/L	
OU4	WELL20	12/8/21		1,2-Dichlorobenzene	<	0.5		ug/L	
OU4	WELL20	12/8/21		1,2-Dichloroethane	<	0.5		ug/L	
OU4	WELL20	12/8/21		1,2-Dichloroethene (total)	<	1		ug/L	
OU4	WELL20	12/8/21		1,2-Dichloropropane	<	0.5		ug/L	
OU4	WELL20	12/8/21		1,3-Dichlorobenzene	<	0.5		ug/L	
OU4	WELL20	12/8/21		1,4-Dichlorobenzene	<	0.5		ug/L	
OU4	WELL20	12/8/21		2-Chloroethylvinylether	<	10		ug/L	
OU4	WELL20	12/8/21		Bromodichloromethane	<	0.5		ug/L	
OU4	WELL20	12/8/21		Bromoform	<	0.5		ug/L	
OU4	WELL20	12/8/21		Bromomethane	<	1		ug/L	
OU4	WELL20	12/8/21		Carbon tetrachloride	<	0.5		ug/L	
OU4	WELL20	12/8/21		Chlorobenzene	<	0.5		ug/L	
OU4	WELL20	12/8/21		Chloroethane	<	0.5		ug/L	
OU4	WELL20	12/8/21		Chloroform	<	0.5		ug/L	
OU4	WELL20	12/8/21		Chloromethane	<	0.5		ug/L	
OU4	WELL20	12/8/21		cis-1,2-Dichloroethene	<	0.5		ug/L	
OU4	WELL20	12/8/21		cis-1,3-Dichloropropene	<	0.5		ug/L	
OU4	WELL20	12/8/21		Dibromochloromethane	<	0.5		ug/L	
OU4	WELL20	12/8/21		Dichlorodifluoromethane	<	0.5		ug/L	
OU4	WELL20	12/8/21		Methylene chloride	<	1		ug/L	
OU4	WELL20	12/8/21		Tetrachloroethene	<	0.5		ug/L	
OU4	WELL20	12/8/21		trans-1,2-Dichloroethene	<	0.5		ug/L	
OU4	WELL20	12/8/21		trans-1,3-Dichloropropene	<	0.5		ug/L	
OU4	WELL20	12/8/21		Trichloroethene	<	0.5		ug/L	
OU4	WELL20	12/8/21		Trichlorofluoromethane	<	0.5		ug/L	
OU4	WELL20	12/8/21		Trichlorotrifluoroethane	<	0.5		ug/L	
OU4	WELL20	12/8/21		Vinyl chloride	<	0.5		ug/L	
OU4	WELL20	12/8/21		Field Oxidation Potential (Eh)		100		mVolts	
OU4	WELL20	12/8/21		Field pH		8.83		Units	
OU4	WELL20	12/8/21		Field Specific Conductance		1041		umhos/cm	

Attachment 1. Table 1. Groundwater analytical data, Site 300, 2021.

OU	Location	Date	Sample Type	Parameter	LOS Indicator	Result	Error	Units	QA Flag
OU4	WELL20	12/8/21		Field Temperature		17.5		Degrees C	
OU5	K1-01C	1/19/21		Thorium 228	<	0.25	0.0202	pCi/L	
OU5	K1-01C	1/19/21		Thorium 230	<	0.15	0.0284	pCi/L	B
OU5	K1-01C	1/19/21		Thorium 232	<	0.15	0.0146	pCi/L	
OU5	K1-01C	1/19/21		Uranium 234 and 233 (in activity)		2.32	0.274	pCi/L	
OU5	K1-01C	1/19/21		Uranium 235 and 236 (in activity)	<	0.1	0.0369	pCi/L	
OU5	K1-01C	1/19/21		Uranium 238 (in activity)		0.907	0.134	pCi/L	
OU5	K1-01C	1/19/21		Nitrate (as NO3)		39		mg/L	
OU5	K1-01C	1/19/21		Perchlorate	<	4		ug/L	
OU5	K1-01C	1/19/21		Aldrin	<	0.005		ug/L	
OU5	K1-01C	1/19/21		BHC, alpha isomer	<	0.005		ug/L	
OU5	K1-01C	1/19/21		BHC, beta isomer	<	0.005		ug/L	
OU5	K1-01C	1/19/21		BHC, delta isomer	<	0.005		ug/L	
OU5	K1-01C	1/19/21		BHC, gamma isomer (Lindane)	<	0.005		ug/L	
OU5	K1-01C	1/19/21		Chlordane	<	0.5		ug/L	
OU5	K1-01C	1/19/21		Dieldrin	<	0.005		ug/L	
OU5	K1-01C	1/19/21		Endosulfan I	<	0.005		ug/L	
OU5	K1-01C	1/19/21		Endosulfan II	<	0.005		ug/L	
OU5	K1-01C	1/19/21		Endosulfan sulfate	<	0.005		ug/L	
OU5	K1-01C	1/19/21		Endrin	<	0.005		ug/L	
OU5	K1-01C	1/19/21		Endrin aldehyde	<	0.01		ug/L	
OU5	K1-01C	1/19/21		Heptachlor	<	0.005		ug/L	
OU5	K1-01C	1/19/21		Heptachlor epoxide	<	0.005		ug/L	
OU5	K1-01C	1/19/21		Methoxychlor	<	0.005		ug/L	
OU5	K1-01C	1/19/21		p,p-DDD	<	0.005		ug/L	
OU5	K1-01C	1/19/21		p,p-DDE	<	0.005		ug/L	
OU5	K1-01C	1/19/21		p,p-DDT	<	0.005		ug/L	
OU5	K1-01C	1/19/21		PCB 1016	<	0.2		ug/L	
OU5	K1-01C	1/19/21		PCB 1221	<	0.2		ug/L	
OU5	K1-01C	1/19/21		PCB 1232	<	0.2		ug/L	
OU5	K1-01C	1/19/21		PCB 1242	<	0.2		ug/L	
OU5	K1-01C	1/19/21		PCB 1248	<	0.2		ug/L	
OU5	K1-01C	1/19/21		PCB 1254	<	0.2		ug/L	
OU5	K1-01C	1/19/21		PCB 1260	<	0.2		ug/L	
OU5	K1-01C	1/19/21		Total PCBs	<	0.2		ug/L	
OU5	K1-01C	1/19/21		Toxaphene	<	2		ug/L	
OU5	K1-01C	1/19/21		1,2-Dichlorobenzene	<	2		ug/L	
OU5	K1-01C	1/19/21		1,2,4-Trichlorobenzene	<	2		ug/L	
OU5	K1-01C	1/19/21		1,3-Dichlorobenzene	<	2		ug/L	
OU5	K1-01C	1/19/21		1,4-Dichlorobenzene	<	2		ug/L	
OU5	K1-01C	1/19/21		2-Chloronaphthalene	<	2		ug/L	
OU5	K1-01C	1/19/21		2-Chlorophenol	<	2		ug/L	O
OU5	K1-01C	1/19/21		2-Methyl-4,6-dinitrophenol	<	10		ug/L	
OU5	K1-01C	1/19/21		2-Methylnaphthalene	<	2		ug/L	
OU5	K1-01C	1/19/21		2-Nitroaniline	<	2		ug/L	
OU5	K1-01C	1/19/21		2,4-Dichlorophenol	<	2		ug/L	
OU5	K1-01C	1/19/21		2,4-Dimethylphenol	<	2		ug/L	
OU5	K1-01C	1/19/21		2,4-Dinitrophenol	<	10		ug/L	
OU5	K1-01C	1/19/21		2,4-Dinitrotoluene	<	2		ug/L	
OU5	K1-01C	1/19/21		2,4,5-Trichlorophenol	<	5		ug/L	
OU5	K1-01C	1/19/21		2,4,6-Trichlorophenol	<	5		ug/L	
OU5	K1-01C	1/19/21		2,6-Dinitrotoluene	<	2		ug/L	
OU5	K1-01C	1/19/21		3-Nitroaniline	<	2		ug/L	
OU5	K1-01C	1/19/21		3,3-Dichlorobenzidine	<	10		ug/L	
OU5	K1-01C	1/19/21		4-Bromophenylphenylether	<	2		ug/L	
OU5	K1-01C	1/19/21		4-Chloro-3-methylphenol	<	5		ug/L	
OU5	K1-01C	1/19/21		4-Chloroaniline	<	2		ug/L	
OU5	K1-01C	1/19/21		4-Chlorophenylphenylether	<	2		ug/L	
OU5	K1-01C	1/19/21		4-Nitroaniline	<	5		ug/L	
OU5	K1-01C	1/19/21		4-Nitrophenol	<	2		ug/L	O
OU5	K1-01C	1/19/21		Acenaphthene	<	2		ug/L	
OU5	K1-01C	1/19/21		Acenaphthylene	<	2		ug/L	
OU5	K1-01C	1/19/21		Anthracene	<	2		ug/L	
OU5	K1-01C	1/19/21		Benzo(a)anthracene	<	2		ug/L	
OU5	K1-01C	1/19/21		Benzo(a)pyrene	<	2		ug/L	
OU5	K1-01C	1/19/21		Benzo(b)fluoranthene	<	2		ug/L	

Attachment 1. Table 1. Groundwater analytical data, Site 300, 2021.

OU	Location	Date	Sample Type	Parameter	LOS Indicator	Result	Error	Units	QA Flag
OU5	K1-01C	1/19/21		Benzo(g,h,i)perylene	<	2		ug/L	
OU5	K1-01C	1/19/21		Benzo(k)fluoranthene	<	2		ug/L	
OU5	K1-01C	1/19/21		Benzoic Acid	<	10		ug/L	
OU5	K1-01C	1/19/21		Benzyl Alcohol	<	2		ug/L	
OU5	K1-01C	1/19/21		Bis(2-chloroethoxy)methane	<	2		ug/L	
OU5	K1-01C	1/19/21		Bis(2-chloroisopropyl)ether	<	2		ug/L	
OU5	K1-01C	1/19/21		Bis(2-ethylhexyl)phthalate	<	5		ug/L	
OU5	K1-01C	1/19/21		Butylbenzylphthalate	<	2		ug/L	
OU5	K1-01C	1/19/21		Chrysene	<	2		ug/L	
OU5	K1-01C	1/19/21		Di-n-octylphthalate	<	2		ug/L	
OU5	K1-01C	1/19/21		Dibenzo(a,h)anthracene	<	3		ug/L	
OU5	K1-01C	1/19/21		Dibenzofuran	<	2		ug/L	
OU5	K1-01C	1/19/21		Dibutylphthalate	<	2		ug/L	
OU5	K1-01C	1/19/21		Diethylphthalate	<	2		ug/L	
OU5	K1-01C	1/19/21		Dimethylphthalate	<	2		ug/L	
OU5	K1-01C	1/19/21		Fluoranthene	<	2		ug/L	
OU5	K1-01C	1/19/21		Fluorene	<	2		ug/L	
OU5	K1-01C	1/19/21		Hexachlorobenzene	<	2		ug/L	
OU5	K1-01C	1/19/21		Hexachlorobutadiene	<	2		ug/L	
OU5	K1-01C	1/19/21		Hexachlorocyclopentadiene	<	2		ug/L	
OU5	K1-01C	1/19/21		Indeno(1,2,3-c,d)pyrene	<	2		ug/L	
OU5	K1-01C	1/19/21		Isophorone	<	2		ug/L	
OU5	K1-01C	1/19/21		m- and p- Cresol	<	2		ug/L	O
OU5	K1-01C	1/19/21		N-Nitrosodi-n-propylamine	<	2		ug/L	
OU5	K1-01C	1/19/21		Naphthalene	<	2		ug/L	
OU5	K1-01C	1/19/21		Nitrobenzene	<	2		ug/L	
OU5	K1-01C	1/19/21		o-Cresol	<	2		ug/L	O
OU5	K1-01C	1/19/21		Pentachlorophenol	<	10		ug/L	
OU5	K1-01C	1/19/21		Phenanthrene	<	2		ug/L	
OU5	K1-01C	1/19/21		Phenol	<	2		ug/L	O
OU5	K1-01C	1/19/21		Pyrene	<	2		ug/L	
OU5	K1-01C	1/19/21		PCB 1016	<	0.5		ug/L	D
OU5	K1-01C	1/19/21		PCB 1221	<	0.5		ug/L	D
OU5	K1-01C	1/19/21		PCB 1232	<	0.5		ug/L	D
OU5	K1-01C	1/19/21		PCB 1242	<	0.5		ug/L	D
OU5	K1-01C	1/19/21		PCB 1248	<	0.5		ug/L	D
OU5	K1-01C	1/19/21		PCB 1254	<	0.5		ug/L	D
OU5	K1-01C	1/19/21		PCB 1260	<	0.5		ug/L	D
OU5	K1-01C	1/19/21		1,1-Dichloroethane	<	0.5		ug/L	
OU5	K1-01C	1/19/21		1,1-Dichloroethene	<	0.5		ug/L	
OU5	K1-01C	1/19/21		1,1,1-Trichloroethane	<	0.5		ug/L	
OU5	K1-01C	1/19/21		1,1,1,2-Tetrachloroethane	<	0.5		ug/L	
OU5	K1-01C	1/19/21		1,1,2-Trichloroethane	<	0.5		ug/L	
OU5	K1-01C	1/19/21		1,1,2,2-Tetrachloroethane	<	0.5		ug/L	
OU5	K1-01C	1/19/21		1,2-Dibromo-3-chloropropane	<	1		ug/L	
OU5	K1-01C	1/19/21		1,2-Dichloroethane	<	0.5		ug/L	
OU5	K1-01C	1/19/21		1,2-Dichloroethene (total)	<	1		ug/L	
OU5	K1-01C	1/19/21		1,2-Dichloropropane	<	0.5		ug/L	
OU5	K1-01C	1/19/21		1,2,3-Trichloropropane	<	1		ug/L	
OU5	K1-01C	1/19/21		1,4-Dichloro-2-butene	<	5		ug/L	
OU5	K1-01C	1/19/21		1,4-Dioxane	<	100		ug/L	
OU5	K1-01C	1/19/21		2-Butanone	<	10		ug/L	
OU5	K1-01C	1/19/21		2-Chloro-1,3-butadiene	<	5		ug/L	
OU5	K1-01C	1/19/21		2-Chloroethylvinylether	<	10		ug/L	
OU5	K1-01C	1/19/21		2-Hexanone	<	10		ug/L	
OU5	K1-01C	1/19/21		4-Methyl-2-pentanone	<	10		ug/L	
OU5	K1-01C	1/19/21		Acetone	<	10		ug/L	
OU5	K1-01C	1/19/21		Acetonitrile	<	100		ug/L	
OU5	K1-01C	1/19/21		Acrolein	<	50		ug/L	
OU5	K1-01C	1/19/21		Acrylonitrile	<	50		ug/L	
OU5	K1-01C	1/19/21		Benzene	<	0.5		ug/L	
OU5	K1-01C	1/19/21		Benzyl Chloride	<	5		ug/L	
OU5	K1-01C	1/19/21		Bromodichloromethane	<	0.5		ug/L	
OU5	K1-01C	1/19/21		Bromoform	<	0.5		ug/L	
OU5	K1-01C	1/19/21		Bromomethane	<	0.5		ug/L	
OU5	K1-01C	1/19/21		Carbon disulfide	<	5		ug/L	

Attachment 1. Table 1. Groundwater analytical data, Site 300, 2021.

OU	Location	Date	Sample Type	Parameter	LOS Indicator	Result	Error	Units	QA Flag
OU5	K1-01C	1/19/21		Carbon tetrachloride	<	0.5		ug/L	
OU5	K1-01C	1/19/21		Chlorobenzene	<	0.5		ug/L	
OU5	K1-01C	1/19/21		Chloroethane	<	0.5		ug/L	
OU5	K1-01C	1/19/21		Chloroform	<	0.5		ug/L	
OU5	K1-01C	1/19/21		Chloromethane	<	0.5		ug/L	
OU5	K1-01C	1/19/21		cis-1,2-Dichloroethene	<	0.5		ug/L	
OU5	K1-01C	1/19/21		cis-1,3-Dichloropropene	<	0.5		ug/L	
OU5	K1-01C	1/19/21		Dibromochloromethane	<	0.5		ug/L	
OU5	K1-01C	1/19/21		Dichlorodifluoromethane	<	0.5		ug/L	
OU5	K1-01C	1/19/21		Ethanol	<	1000		ug/L	
OU5	K1-01C	1/19/21		Ethylbenzene	<	0.5		ug/L	
OU5	K1-01C	1/19/21		Methylene chloride	<	1		ug/L	
OU5	K1-01C	1/19/21		Styrene	<	0.5		ug/L	
OU5	K1-01C	1/19/21		Tetrachloroethene	<	0.5		ug/L	
OU5	K1-01C	1/19/21		Toluene	<	0.5		ug/L	
OU5	K1-01C	1/19/21		Total Xylene Isomers	<	1		ug/L	
OU5	K1-01C	1/19/21		trans-1,2-Dichloroethene	<	0.5		ug/L	
OU5	K1-01C	1/19/21		trans-1,3-Dichloropropene	<	0.5		ug/L	
OU5	K1-01C	1/19/21		Trichloroethene	<	0.5		ug/L	
OU5	K1-01C	1/19/21		Trichlorofluoromethane	<	0.5		ug/L	
OU5	K1-01C	1/19/21		Trichlorotrifluoroethane	<	0.5		ug/L	
OU5	K1-01C	1/19/21		Vinyl acetate	<	20		ug/L	
OU5	K1-01C	1/19/21		Vinyl chloride	<	0.5		ug/L	
OU5	K1-01C	1/19/21		HMX	<	1		ug/L	
OU5	K1-01C	1/19/21		RDX	<	1		ug/L	
OU5	K1-01C	1/19/21		Gross alpha	<	2	1.14	pCi/L	O
OU5	K1-01C	1/19/21		Gross beta	<	3	0.722	pCi/L	
OU5	K1-01C	1/19/21		Tritium		623	142	pCi/L	
OU5	K1-01C	1/19/21		Total Organic Carbon (TOC)		1		mg/L	
OU5	K1-01C	1/19/21		Field Oxidation Potential (Eh)		89		mVolts	
OU5	K1-01C	1/19/21		Field pH		7.89		Units	
OU5	K1-01C	1/19/21		Field Specific Conductance		1327		umhos/cm	
OU5	K1-01C	1/19/21		Field Temperature		20.1		Degrees C	
OU5	K1-01C	1/19/21		Aluminum	<	0.2		mg/L	
OU5	K1-01C	1/19/21		Bicarbonate Alk (as CaCO3)		170		mg/L	
OU5	K1-01C	1/19/21		Calcium		60		mg/L	
OU5	K1-01C	1/19/21		Carbonate Alk (as CaCO3)	<	4.1		mg/L	
OU5	K1-01C	1/19/21		Chloride		53		mg/L	
OU5	K1-01C	1/19/21		Copper	<	0.05		mg/L	
OU5	K1-01C	1/19/21		Fluoride		0.22		mg/L	
OU5	K1-01C	1/19/21		Hydroxide Alk (as CaCO3)	<	4.1		mg/L	
OU5	K1-01C	1/19/21		Iron	<	0.1		mg/L	
OU5	K1-01C	1/19/21		Magnesium		21		mg/L	
OU5	K1-01C	1/19/21		Manganese	<	0.03		mg/L	
OU5	K1-01C	1/19/21		Nickel	<	0.1		mg/L	
OU5	K1-01C	1/19/21		Nitrate (as N)		8.7		mg/L	
OU5	K1-01C	1/19/21		Nitrate (as NO3)		39		mg/L	
OU5	K1-01C	1/19/21		Nitrite (as N)	<	0.5		mg/L	
OU5	K1-01C	1/19/21		Ortho-Phosphate		0.16		mg/L	
OU5	K1-01C	1/19/21		pH		7.86		Units	
OU5	K1-01C	1/19/21		Potassium		2.6		mg/L	
OU5	K1-01C	1/19/21		Sodium		32		mg/L	
OU5	K1-01C	1/19/21		Specific Conductance		673		umhos/cm	
OU5	K1-01C	1/19/21		Sulfate		65		mg/L	
OU5	K1-01C	1/19/21		Surfactants	<	0.5		mg/L	
OU5	K1-01C	1/19/21		Total Alkalinity (as CaCO3)		170		mg/L	
OU5	K1-01C	1/19/21		Total dissolved solids (TDS)		520		mg/L	D
OU5	K1-01C	1/19/21		Total Hardness (as CaCO3)		240		mg/L	
OU5	K1-01C	1/19/21		Total Phosphorus (as PO4)	<	0.15		mg/L	
OU5	K1-01C	1/19/21		Zinc	<	0.05		mg/L	B
OU5	K1-01C	1/19/21		Radium 226	<	0.25	0.12	pCi/L	O
OU5	K1-01C	1/19/21		Arsenic		0.012		mg/L	
OU5	K1-01C	1/19/21		Barium	<	0.025		mg/L	
OU5	K1-01C	1/19/21		Beryllium	<	0.0005		mg/L	
OU5	K1-01C	1/19/21		Cadmium	<	0.0005		mg/L	
OU5	K1-01C	1/19/21		Cobalt	<	0.025		mg/L	

Attachment 1. Table 1. Groundwater analytical data, Site 300, 2021.

OU	Location	Date	Sample Type	Parameter	LOS Indicator	Result	Error	Units	QA Flag
OU5	K1-01C	1/19/21		Copper	<	0.01		mg/L	
OU5	K1-01C	1/19/21		Lead	<	0.002		mg/L	
OU5	K1-01C	1/19/21		Nickel	<	0.005		mg/L	
OU5	K1-01C	1/19/21		Vanadium		0.063		mg/L	
OU5	K1-01C	1/19/21		Zinc	<	0.02		mg/L	
OU5	K1-01C	1/19/21		Chromium	<	0.001		mg/L	
OU5	K1-01C	1/19/21		Iron	<	0.05		mg/L	
OU5	K1-01C	1/19/21		Manganese	<	0.01		mg/L	
OU5	K1-01C	1/19/21		Mercury	<	0.0002		mg/L	
OU5	K1-01C	1/19/21		Selenium		0.0033		mg/L	
OU5	K1-01C	1/19/21		Silver	<	0.0005		mg/L	
OU5	K1-01C	1/19/21		Sodium		32		mg/L	
OU5	K1-01C	1/19/21	DUP	Arsenic		0.013		mg/L	
OU5	K1-01C	1/19/21	DUP	Barium		0.02		mg/L	
OU5	K1-01C	1/19/21	DUP	Beryllium	<	0.0001		mg/L	
OU5	K1-01C	1/19/21	DUP	Cadmium	<	0.0001		mg/L	
OU5	K1-01C	1/19/21	DUP	Cobalt	<	0.0001		mg/L	
OU5	K1-01C	1/19/21	DUP	Copper		0.00087		mg/L	
OU5	K1-01C	1/19/21	DUP	Lead	<	0.00025		mg/L	
OU5	K1-01C	1/19/21	DUP	Nickel		0.0036		mg/L	
OU5	K1-01C	1/19/21	DUP	Vanadium		0.071		mg/L	
OU5	K1-01C	1/19/21	DUP	Zinc	<	0.005		mg/L	
OU5	K1-01C	8/3/21		Thorium 228	<	0.25	0.0434	pCi/L	
OU5	K1-01C	8/3/21		Thorium 230	<	0.15	0.0469	pCi/L	
OU5	K1-01C	8/3/21		Thorium 232	<	0.15	0.0307	pCi/L	
OU5	K1-01C	8/3/21		Uranium 234 and 233 (in activity)		2.46	0.35	pCi/L	O
OU5	K1-01C	8/3/21		Uranium 235 and 236 (in activity)	<	0.1	0.0623	pCi/L	
OU5	K1-01C	8/3/21		Uranium 238 (in activity)		1.05	0.189	pCi/L	
OU5	K1-01C	8/3/21		Nitrate (as NO3)		38		mg/L	
OU5	K1-01C	8/3/21		Perchlorate	<	2		ug/L	E
OU5	K1-01C	8/3/21		1,1-Dichloroethane	<	0.5		ug/L	
OU5	K1-01C	8/3/21		1,1-Dichloroethene	<	0.5		ug/L	
OU5	K1-01C	8/3/21		1,1,1-Trichloroethane	<	0.5		ug/L	
OU5	K1-01C	8/3/21		1,1,1,2-Tetrachloroethane	<	0.5		ug/L	
OU5	K1-01C	8/3/21		1,1,2-Trichloroethane	<	0.5		ug/L	
OU5	K1-01C	8/3/21		1,1,2,2-Tetrachloroethane	<	0.5		ug/L	
OU5	K1-01C	8/3/21		1,2-Dibromo-3-chloropropane	<	1		ug/L	
OU5	K1-01C	8/3/21		1,2-Dichloroethane	<	0.5		ug/L	
OU5	K1-01C	8/3/21		1,2-Dichloroethene (total)	<	1		ug/L	
OU5	K1-01C	8/3/21		1,2-Dichloropropane	<	0.5		ug/L	
OU5	K1-01C	8/3/21		1,2,3-Trichloropropane	<	1		ug/L	
OU5	K1-01C	8/3/21		1,4-Dichloro-2-butene	<	5		ug/L	LO
OU5	K1-01C	8/3/21		1,4-Dioxane	<	100		ug/L	
OU5	K1-01C	8/3/21		2-Butanone	<	10		ug/L	
OU5	K1-01C	8/3/21		2-Chloro-1,3-butadiene	<	5		ug/L	
OU5	K1-01C	8/3/21		2-Hexanone	<	10		ug/L	
OU5	K1-01C	8/3/21		4-Methyl-2-pentanone	<	10		ug/L	
OU5	K1-01C	8/3/21		Acetone	<	10		ug/L	L
OU5	K1-01C	8/3/21		Acrolein	<	50		ug/L	J
OU5	K1-01C	8/3/21		Acrylonitrile	<	50		ug/L	
OU5	K1-01C	8/3/21		Benzene	<	0.5		ug/L	
OU5	K1-01C	8/3/21		Benzyl Chloride	<	5		ug/L	J
OU5	K1-01C	8/3/21		Bromodichloromethane	<	0.5		ug/L	
OU5	K1-01C	8/3/21		Bromoform	<	0.5		ug/L	
OU5	K1-01C	8/3/21		Carbon disulfide	<	5		ug/L	
OU5	K1-01C	8/3/21		Carbon tetrachloride	<	0.5		ug/L	
OU5	K1-01C	8/3/21		Chlorobenzene	<	0.5		ug/L	
OU5	K1-01C	8/3/21		Chloroethane	<	0.5		ug/L	
OU5	K1-01C	8/3/21		Chloroform	<	0.5		ug/L	
OU5	K1-01C	8/3/21		Chloromethane	<	0.5		ug/L	
OU5	K1-01C	8/3/21		cis-1,2-Dichloroethene	<	0.5		ug/L	
OU5	K1-01C	8/3/21		cis-1,3-Dichloropropene	<	0.5		ug/L	
OU5	K1-01C	8/3/21		Dibromochloromethane	<	0.5		ug/L	
OU5	K1-01C	8/3/21		Dichlorodifluoromethane	<	0.5		ug/L	
OU5	K1-01C	8/3/21		Ethanol	<	1000		ug/L	
OU5	K1-01C	8/3/21		Ethylbenzene	<	0.5		ug/L	

Attachment 1. Table 1. Groundwater analytical data, Site 300, 2021.

OU	Location	Date	Sample Type	Parameter	LOS Indicator	Result	Error	Units	QA Flag
OU5	K1-01C	8/3/21		Methylene chloride	<	1		ug/L	
OU5	K1-01C	8/3/21		Styrene	<	0.5		ug/L	
OU5	K1-01C	8/3/21		Tetrachloroethene	<	0.5		ug/L	
OU5	K1-01C	8/3/21		Toluene	<	0.5		ug/L	
OU5	K1-01C	8/3/21		Total Xylene Isomers	<	1		ug/L	
OU5	K1-01C	8/3/21		trans-1,2-Dichloroethene	<	0.5		ug/L	
OU5	K1-01C	8/3/21		trans-1,3-Dichloropropene	<	0.5		ug/L	
OU5	K1-01C	8/3/21		Trichloroethene	<	0.5		ug/L	
OU5	K1-01C	8/3/21		Trichlorofluoromethane	<	0.5		ug/L	
OU5	K1-01C	8/3/21		Trichlorotrifluoroethane	<	0.5		ug/L	
OU5	K1-01C	8/3/21		Vinyl acetate	<	20		ug/L	L
OU5	K1-01C	8/3/21		Vinyl chloride	<	0.5		ug/L	
OU5	K1-01C	8/3/21		HMX	<	1		ug/L	
OU5	K1-01C	8/3/21		RDX	<	1		ug/L	
OU5	K1-01C	8/3/21		Gross alpha		5.39	2.14	pCi/L	
OU5	K1-01C	8/3/21		Gross beta		4.23	1.3	pCi/L	
OU5	K1-01C	8/3/21		Tritium		672	162	pCi/L	
OU5	K1-01C	8/3/21		Field Oxidation Potential (Eh)		91		mVolts	
OU5	K1-01C	8/3/21		Field pH		7.46		Units	
OU5	K1-01C	8/3/21		Field Specific Conductance		1097		umhos/cm	
OU5	K1-01C	8/3/21		Field Temperature		22.4		Degrees C	
OU5	K1-01C	8/3/21		Radium 226	<	0.25	0.16	pCi/L	
OU5	K1-01C	8/3/21		Arsenic		0.011		mg/L	
OU5	K1-01C	8/3/21		Barium	<	0.025		mg/L	E
OU5	K1-01C	8/3/21		Beryllium	<	0.0005		mg/L	
OU5	K1-01C	8/3/21		Cadmium	<	0.0005		mg/L	
OU5	K1-01C	8/3/21		Cobalt	<	0.025		mg/L	BE
OU5	K1-01C	8/3/21		Copper	<	0.01		mg/L	E
OU5	K1-01C	8/3/21		Lead	<	0.002		mg/L	
OU5	K1-01C	8/3/21		Nickel	<	0.005		mg/L	E
OU5	K1-01C	8/3/21		Vanadium		0.069		mg/L	
OU5	K1-01C	8/3/21		Zinc	<	0.02		mg/L	E
OU5	K1-01C	8/3/21		Chromium		0.0011		mg/L	
OU5	K1-01C	8/3/21		Iron	<	0.05		mg/L	
OU5	K1-01C	8/3/21		Manganese	<	0.01		mg/L	
OU5	K1-01C	8/3/21		Mercury	<	0.0002		mg/L	E
OU5	K1-01C	8/3/21		Selenium		0.0028		mg/L	
OU5	K1-01C	8/3/21		Silver	<	0.0005		mg/L	
OU5	K1-01C	8/3/21		Sodium		32		mg/L	
OU5	K1-01C	12/1/21		Thorium 228	<	0.25	0.0285	pCi/L	
OU5	K1-01C	12/1/21		Thorium 230	<	0.15	0.0413	pCi/L	
OU5	K1-01C	12/1/21		Thorium 232	<	0.15	0.0177	pCi/L	
OU5	K1-01C	12/1/21		Uranium 234 and 233 (in activity)		2.14	0.27	pCi/L	
OU5	K1-01C	12/1/21		Uranium 235 and 236 (in activity)	<	0.1	0.0295	pCi/L	
OU5	K1-01C	12/1/21		Uranium 238 (in activity)		0.876	0.139	pCi/L	
OU5	K1-01C	12/1/21		Nitrate (as NO3)		39		mg/L	
OU5	K1-01C	12/1/21		Perchlorate	<	2		ug/L	H
OU5	K1-01C	12/1/21		1,1-Dichloroethane	<	0.5		ug/L	
OU5	K1-01C	12/1/21		1,1-Dichloroethene	<	0.5		ug/L	
OU5	K1-01C	12/1/21		1,1,1-Trichloroethane	<	0.5		ug/L	
OU5	K1-01C	12/1/21		1,1,1,2-Tetrachloroethane	<	0.5		ug/L	
OU5	K1-01C	12/1/21		1,1,2-Trichloroethane	<	0.5		ug/L	
OU5	K1-01C	12/1/21		1,1,2,2-Tetrachloroethane	<	0.5		ug/L	
OU5	K1-01C	12/1/21		1,2-Dibromo-3-chloropropane	<	1		ug/L	
OU5	K1-01C	12/1/21		1,2-Dichloroethane	<	0.5		ug/L	
OU5	K1-01C	12/1/21		1,2-Dichloroethene (total)	<	1		ug/L	
OU5	K1-01C	12/1/21		1,2-Dichloropropane	<	0.5		ug/L	
OU5	K1-01C	12/1/21		1,2,3-Trichloropropane	<	1		ug/L	
OU5	K1-01C	12/1/21		1,4-Dichloro-2-butene	<	5		ug/L	L
OU5	K1-01C	12/1/21		1,4-Dioxane	<	100		ug/L	
OU5	K1-01C	12/1/21		2-Butanone	<	10		ug/L	
OU5	K1-01C	12/1/21		2-Chloro-1,3-butadiene	<	5		ug/L	
OU5	K1-01C	12/1/21		2-Chloroethylvinylether	<	10		ug/L	LO
OU5	K1-01C	12/1/21		2-Hexanone	<	10		ug/L	
OU5	K1-01C	12/1/21		4-Methyl-2-pentanone	<	10		ug/L	
OU5	K1-01C	12/1/21		Acetone	<	10		ug/L	

Attachment 1. Table 1. Groundwater analytical data, Site 300, 2021.

OU	Location	Date	Sample Type	Parameter	LOS Indicator	Result	Error	Units	QA Flag
OU5	K1-01C	12/1/21		Acetonitrile	<	100		ug/L	
OU5	K1-01C	12/1/21		Acrolein	<	50		ug/L	
OU5	K1-01C	12/1/21		Acrylonitrile	<	50		ug/L	
OU5	K1-01C	12/1/21		Benzene	<	0.5		ug/L	
OU5	K1-01C	12/1/21		Benzyl Chloride	<	5		ug/L	L
OU5	K1-01C	12/1/21		Bromodichloromethane	<	0.5		ug/L	
OU5	K1-01C	12/1/21		Bromoform	<	0.5		ug/L	
OU5	K1-01C	12/1/21		Bromomethane	<	0.5		ug/L	
OU5	K1-01C	12/1/21		Carbon disulfide	<	5		ug/L	
OU5	K1-01C	12/1/21		Carbon tetrachloride	<	0.5		ug/L	
OU5	K1-01C	12/1/21		Chlorobenzene	<	0.5		ug/L	
OU5	K1-01C	12/1/21		Chloroethane	<	0.5		ug/L	
OU5	K1-01C	12/1/21		Chloroform	<	0.5		ug/L	
OU5	K1-01C	12/1/21		Chloromethane	<	0.5		ug/L	
OU5	K1-01C	12/1/21		cis-1,2-Dichloroethene	<	0.5		ug/L	
OU5	K1-01C	12/1/21		cis-1,3-Dichloropropene	<	0.5		ug/L	
OU5	K1-01C	12/1/21		Dibromochloromethane	<	0.5		ug/L	
OU5	K1-01C	12/1/21		Dichlorodifluoromethane	<	0.5		ug/L	
OU5	K1-01C	12/1/21		Ethanol	<	1000		ug/L	
OU5	K1-01C	12/1/21		Ethylbenzene	<	0.5		ug/L	
OU5	K1-01C	12/1/21		Methylene chloride	<	1		ug/L	
OU5	K1-01C	12/1/21		Styrene	<	0.5		ug/L	
OU5	K1-01C	12/1/21		Tetrachloroethene	<	0.5		ug/L	
OU5	K1-01C	12/1/21		Toluene	<	0.5		ug/L	
OU5	K1-01C	12/1/21		Total Xylene Isomers	<	1		ug/L	
OU5	K1-01C	12/1/21		trans-1,2-Dichloroethene	<	0.5		ug/L	
OU5	K1-01C	12/1/21		trans-1,3-Dichloropropene	<	0.5		ug/L	
OU5	K1-01C	12/1/21		Trichloroethene	<	0.5		ug/L	
OU5	K1-01C	12/1/21		Trichlorofluoromethane	<	0.5		ug/L	
OU5	K1-01C	12/1/21		Trichlorotrifluoroethane	<	0.5		ug/L	
OU5	K1-01C	12/1/21		Vinyl acetate	<	20		ug/L	
OU5	K1-01C	12/1/21		Vinyl chloride	<	0.5		ug/L	
OU5	K1-01C	12/1/21		HMX	<	1		ug/L	
OU5	K1-01C	12/1/21		RDX	<	1		ug/L	
OU5	K1-01C	12/1/21		Gross alpha		2.09	1.51	pCi/L	
OU5	K1-01C	12/1/21		Gross beta	<	3	1.25	pCi/L	
OU5	K1-01C	12/1/21		Tritium		562	180	pCi/L	
OU5	K1-01C	12/1/21		Field Oxidation Potential (Eh)		175		mVolts	
OU5	K1-01C	12/1/21		Field pH		7.69		Units	
OU5	K1-01C	12/1/21		Field Specific Conductance		669.1		umhos/cm	
OU5	K1-01C	12/1/21		Field Temperature		20.6		Degrees C	
OU5	K1-01C	12/1/21		Total Uranium (in activity)		3.4	0.066	pCi/L	D
OU5	K1-01C	12/1/21		Total Uranium (in mass)		2.9	0.017	ug/L	D
OU5	K1-01C	12/1/21		Uranium 234 (in activity)		2.4	0.065	pCi/L	D
OU5	K1-01C	12/1/21		Uranium 234/238		0.0001323	0.0000035	atom/atom	D
OU5	K1-01C	12/1/21		Uranium 235 (in activity)		0.045	0.00034	pCi/L	D
OU5	K1-01C	12/1/21		Uranium 235/238		0.007243	0.000032	atom/atom	D
OU5	K1-01C	12/1/21		Uranium 236 (in activity)	<	0.00019		pCi/L	D
OU5	K1-01C	12/1/21		Uranium 236/238	<	0.000001		atom/atom	D
OU5	K1-01C	12/1/21		Uranium 238 (in activity)		0.98	0.0058	pCi/L	D
OU5	K1-01C	12/1/21		Uranium 238 (in mass)		2.9	0.017	ug/L	D
OU5	K1-01C	12/1/21		Radium 226	<	0.25	0.096	pCi/L	
OU5	K1-01C	12/1/21		Arsenic		0.013		mg/L	
OU5	K1-01C	12/1/21		Barium		0.021		mg/L	
OU5	K1-01C	12/1/21		Beryllium	<	0.0005		mg/L	
OU5	K1-01C	12/1/21		Cadmium	<	0.0005		mg/L	
OU5	K1-01C	12/1/21		Cobalt	<	0.001		mg/L	
OU5	K1-01C	12/1/21		Copper	<	0.01		mg/L	
OU5	K1-01C	12/1/21		Lead	<	0.002		mg/L	
OU5	K1-01C	12/1/21		Nickel	<	0.005		mg/L	
OU5	K1-01C	12/1/21		Vanadium		0.073		mg/L	
OU5	K1-01C	12/1/21		Zinc		0.021		mg/L	
OU5	K1-02B	1/7/21		Thorium 228	<	0.25	0.0172	pCi/L	
OU5	K1-02B	1/7/21		Thorium 230	<	0.15	0.0224	pCi/L	
OU5	K1-02B	1/7/21		Thorium 232	<	0.15	0.0188	pCi/L	
OU5	K1-02B	1/7/21		Uranium 234 and 233 (in activity)		2.93	0.412	pCi/L	O

Attachment 1. Table 1. Groundwater analytical data, Site 300, 2021.

OU	Location	Date	Sample Type	Parameter	LOS Indicator	Result	Error	Units	QA Flag
OU5	K1-02B	1/7/21		Uranium 235 and 236 (in activity)	<	0.1	0.0484	pCi/L	
OU5	K1-02B	1/7/21		Uranium 238 (in activity)		1.65	0.262	pCi/L	
OU5	K1-02B	1/7/21		Nitrate (as NO3)		31		mg/L	
OU5	K1-02B	1/7/21		Perchlorate	<	4		ug/L	
OU5	K1-02B	1/7/21		Aldrin	<	0.005		ug/L	D
OU5	K1-02B	1/7/21		BHC, alpha isomer	<	0.005		ug/L	D
OU5	K1-02B	1/7/21		BHC, beta isomer	<	0.005		ug/L	D
OU5	K1-02B	1/7/21		BHC, delta isomer	<	0.005		ug/L	D
OU5	K1-02B	1/7/21		BHC, gamma isomer (Lindane)	<	0.005		ug/L	D
OU5	K1-02B	1/7/21		Chlordane	<	0.5		ug/L	D
OU5	K1-02B	1/7/21		Dieldrin	<	0.005		ug/L	D
OU5	K1-02B	1/7/21		Endosulfan I	<	0.005		ug/L	D
OU5	K1-02B	1/7/21		Endosulfan II	<	0.005		ug/L	D
OU5	K1-02B	1/7/21		Endosulfan sulfate	<	0.005		ug/L	D
OU5	K1-02B	1/7/21		Endrin	<	0.005		ug/L	D
OU5	K1-02B	1/7/21		Endrin aldehyde	<	0.01		ug/L	D
OU5	K1-02B	1/7/21		Heptachlor	<	0.005		ug/L	D
OU5	K1-02B	1/7/21		Heptachlor epoxide	<	0.005		ug/L	D
OU5	K1-02B	1/7/21		Methoxychlor	<	0.005		ug/L	D
OU5	K1-02B	1/7/21		p,p-DDD	<	0.005		ug/L	D
OU5	K1-02B	1/7/21		p,p-DDE	<	0.005		ug/L	D
OU5	K1-02B	1/7/21		p,p-DDT	<	0.005		ug/L	D
OU5	K1-02B	1/7/21		PCB 1016	<	0.2		ug/L	D
OU5	K1-02B	1/7/21		PCB 1221	<	0.2		ug/L	D
OU5	K1-02B	1/7/21		PCB 1232	<	0.2		ug/L	D
OU5	K1-02B	1/7/21		PCB 1242	<	0.2		ug/L	D
OU5	K1-02B	1/7/21		PCB 1248	<	0.2		ug/L	D
OU5	K1-02B	1/7/21		PCB 1254	<	0.2		ug/L	D
OU5	K1-02B	1/7/21		PCB 1260	<	0.2		ug/L	D
OU5	K1-02B	1/7/21		Total PCBs	<	0.2		ug/L	D
OU5	K1-02B	1/7/21		Toxaphene	<	2		ug/L	D
OU5	K1-02B	1/7/21		1,2-Dichlorobenzene	<	2		ug/L	D
OU5	K1-02B	1/7/21		1,2,4-Trichlorobenzene	<	2		ug/L	D
OU5	K1-02B	1/7/21		1,3-Dichlorobenzene	<	2		ug/L	D
OU5	K1-02B	1/7/21		1,4-Dichlorobenzene	<	2		ug/L	D
OU5	K1-02B	1/7/21		2-Chloronaphthalene	<	2		ug/L	D
OU5	K1-02B	1/7/21		2-Chlorophenol	<	2		ug/L	D
OU5	K1-02B	1/7/21		2-Methyl-4,6-dinitrophenol	<	10		ug/L	D
OU5	K1-02B	1/7/21		2-Methylnaphthalene	<	2		ug/L	D
OU5	K1-02B	1/7/21		2-Nitroaniline	<	2		ug/L	D
OU5	K1-02B	1/7/21		2,4-Dichlorophenol	<	2		ug/L	D
OU5	K1-02B	1/7/21		2,4-Dimethylphenol	<	2		ug/L	D
OU5	K1-02B	1/7/21		2,4-Dinitrophenol	<	10		ug/L	D
OU5	K1-02B	1/7/21		2,4-Dinitrotoluene	<	2		ug/L	D
OU5	K1-02B	1/7/21		2,4,5-Trichlorophenol	<	5		ug/L	D
OU5	K1-02B	1/7/21		2,4,6-Trichlorophenol	<	5		ug/L	D
OU5	K1-02B	1/7/21		2,6-Dinitrotoluene	<	2		ug/L	D
OU5	K1-02B	1/7/21		3-Nitroaniline	<	2		ug/L	D
OU5	K1-02B	1/7/21		3,3-Dichlorobenzidine	<	10		ug/L	D
OU5	K1-02B	1/7/21		4-Bromophenylphenylether	<	2		ug/L	D
OU5	K1-02B	1/7/21		4-Chloro-3-methylphenol	<	5		ug/L	D
OU5	K1-02B	1/7/21		4-Chloroaniline	<	2		ug/L	D
OU5	K1-02B	1/7/21		4-Chlorophenylphenylether	<	2		ug/L	D
OU5	K1-02B	1/7/21		4-Nitroaniline	<	5		ug/L	D
OU5	K1-02B	1/7/21		4-Nitrophenol	<	2		ug/L	D
OU5	K1-02B	1/7/21		Acenaphthene	<	2		ug/L	D
OU5	K1-02B	1/7/21		Acenaphthylene	<	2		ug/L	D
OU5	K1-02B	1/7/21		Anthracene	<	2		ug/L	D
OU5	K1-02B	1/7/21		Benzo(a)anthracene	<	2		ug/L	D
OU5	K1-02B	1/7/21		Benzo(a)pyrene	<	2		ug/L	D
OU5	K1-02B	1/7/21		Benzo(b)fluoranthene	<	2		ug/L	D
OU5	K1-02B	1/7/21		Benzo(g,h,i)perylene	<	2		ug/L	D
OU5	K1-02B	1/7/21		Benzo(k)fluoranthene	<	2		ug/L	D
OU5	K1-02B	1/7/21		Benzoic Acid	<	10		ug/L	D
OU5	K1-02B	1/7/21		Benzyl Alcohol	<	2		ug/L	D
OU5	K1-02B	1/7/21		Bis(2-chloroethoxy)methane	<	2		ug/L	D

Attachment 1. Table 1. Groundwater analytical data, Site 300, 2021.

OU	Location	Date	Sample Type	Parameter	LOS Indicator	Result	Error	Units	QA Flag
OU5	K1-02B	1/7/21		Bis(2-chloroisopropyl)ether	<	2		ug/L	D
OU5	K1-02B	1/7/21		Bis(2-ethylhexyl)phthalate	<	5		ug/L	D
OU5	K1-02B	1/7/21		Butylbenzylphthalate	<	2		ug/L	D
OU5	K1-02B	1/7/21		Chrysene	<	2		ug/L	D
OU5	K1-02B	1/7/21		Di-n-octylphthalate	<	2		ug/L	D
OU5	K1-02B	1/7/21		Dibenzo(a,h)anthracene	<	3		ug/L	D
OU5	K1-02B	1/7/21		Dibenzofuran	<	2		ug/L	D
OU5	K1-02B	1/7/21		Dibutylphthalate	<	2		ug/L	D
OU5	K1-02B	1/7/21		Diethylphthalate	<	2		ug/L	D
OU5	K1-02B	1/7/21		Dimethylphthalate	<	2		ug/L	D
OU5	K1-02B	1/7/21		Fluoranthene	<	2		ug/L	D
OU5	K1-02B	1/7/21		Fluorene	<	2		ug/L	D
OU5	K1-02B	1/7/21		Hexachlorobenzene	<	2		ug/L	D
OU5	K1-02B	1/7/21		Hexachlorobutadiene	<	2		ug/L	D
OU5	K1-02B	1/7/21		Hexachlorocyclopentadiene	<	2		ug/L	D
OU5	K1-02B	1/7/21		Indeno(1,2,3-c,d)pyrene	<	2		ug/L	D
OU5	K1-02B	1/7/21		Isophorone	<	2		ug/L	D
OU5	K1-02B	1/7/21		m- and p- Cresol	<	2		ug/L	D
OU5	K1-02B	1/7/21		N-Nitrosodi-n-propylamine	<	2		ug/L	D
OU5	K1-02B	1/7/21		Naphthalene	<	2		ug/L	D
OU5	K1-02B	1/7/21		Nitrobenzene	<	2		ug/L	D
OU5	K1-02B	1/7/21		o-Cresol	<	2		ug/L	D
OU5	K1-02B	1/7/21		Pentachlorophenol	<	10		ug/L	D
OU5	K1-02B	1/7/21		Phenanthrene	<	2		ug/L	D
OU5	K1-02B	1/7/21		Phenol	<	2		ug/L	D
OU5	K1-02B	1/7/21		Pyrene	<	2		ug/L	D
OU5	K1-02B	1/7/21		PCB 1016	<	0.57		ug/L	D
OU5	K1-02B	1/7/21		PCB 1221	<	0.57		ug/L	D
OU5	K1-02B	1/7/21		PCB 1232	<	0.57		ug/L	D
OU5	K1-02B	1/7/21		PCB 1242	<	0.57		ug/L	D
OU5	K1-02B	1/7/21		PCB 1248	<	0.57		ug/L	D
OU5	K1-02B	1/7/21		PCB 1254	<	0.57		ug/L	D
OU5	K1-02B	1/7/21		PCB 1260	<	0.57		ug/L	D
OU5	K1-02B	1/7/21		1,1-Dichloroethane	<	0.5		ug/L	
OU5	K1-02B	1/7/21		1,1-Dichloroethene	<	0.5		ug/L	
OU5	K1-02B	1/7/21		1,1,1-Trichloroethane	<	0.5		ug/L	
OU5	K1-02B	1/7/21		1,1,1,2-Tetrachloroethane	<	0.5		ug/L	
OU5	K1-02B	1/7/21		1,1,2-Trichloroethane	<	0.5		ug/L	
OU5	K1-02B	1/7/21		1,1,2,2-Tetrachloroethane	<	0.5		ug/L	
OU5	K1-02B	1/7/21		1,2-Dibromo-3-chloropropane	<	1		ug/L	
OU5	K1-02B	1/7/21		1,2-Dichloroethane	<	0.5		ug/L	
OU5	K1-02B	1/7/21		1,2-Dichloroethene (total)	<	1		ug/L	
OU5	K1-02B	1/7/21		1,2-Dichloropropane	<	0.5		ug/L	
OU5	K1-02B	1/7/21		1,2,3-Trichloropropane	<	1		ug/L	
OU5	K1-02B	1/7/21		1,4-Dichloro-2-butene	<	5		ug/L	
OU5	K1-02B	1/7/21		1,4-Dioxane	<	100		ug/L	
OU5	K1-02B	1/7/21		2-Butanone	<	10		ug/L	
OU5	K1-02B	1/7/21		2-Chloro-1,3-butadiene	<	5		ug/L	
OU5	K1-02B	1/7/21		2-Chloroethylvinylether	<	10		ug/L	
OU5	K1-02B	1/7/21		2-Hexanone	<	10		ug/L	
OU5	K1-02B	1/7/21		4-Methyl-2-pentanone	<	10		ug/L	
OU5	K1-02B	1/7/21		Acetone	<	10		ug/L	
OU5	K1-02B	1/7/21		Acetonitrile	<	100		ug/L	
OU5	K1-02B	1/7/21		Acrolein	<	50		ug/L	
OU5	K1-02B	1/7/21		Acrylonitrile	<	50		ug/L	
OU5	K1-02B	1/7/21		Benzene	<	0.5		ug/L	
OU5	K1-02B	1/7/21		Benzyl Chloride	<	5		ug/L	
OU5	K1-02B	1/7/21		Bromodichloromethane	<	0.5		ug/L	
OU5	K1-02B	1/7/21		Bromoform	<	0.5		ug/L	
OU5	K1-02B	1/7/21		Bromomethane	<	0.5		ug/L	
OU5	K1-02B	1/7/21		Carbon disulfide	<	5		ug/L	
OU5	K1-02B	1/7/21		Carbon tetrachloride	<	0.5		ug/L	
OU5	K1-02B	1/7/21		Chlorobenzene	<	0.5		ug/L	
OU5	K1-02B	1/7/21		Chloroethane	<	0.5		ug/L	
OU5	K1-02B	1/7/21		Chloroform	<	0.5		ug/L	
OU5	K1-02B	1/7/21		Chloromethane	<	0.5		ug/L	

Attachment 1. Table 1. Groundwater analytical data, Site 300, 2021.

OU	Location	Date	Sample Type	Parameter	LOS Indicator	Result	Error	Units	QA Flag
OU5	K1-02B	1/7/21		cis-1,2-Dichloroethene	<	0.5		ug/L	
OU5	K1-02B	1/7/21		cis-1,3-Dichloropropene	<	0.5		ug/L	
OU5	K1-02B	1/7/21		Dibromochloromethane	<	0.5		ug/L	
OU5	K1-02B	1/7/21		Dichlorodifluoromethane	<	0.5		ug/L	
OU5	K1-02B	1/7/21		Ethanol	<	1000		ug/L	
OU5	K1-02B	1/7/21		Ethylbenzene	<	0.5		ug/L	
OU5	K1-02B	1/7/21		Methylene chloride	<	1		ug/L	
OU5	K1-02B	1/7/21		Styrene	<	0.5		ug/L	
OU5	K1-02B	1/7/21		Tetrachloroethene	<	0.5		ug/L	
OU5	K1-02B	1/7/21		Toluene	<	0.5		ug/L	
OU5	K1-02B	1/7/21		Total Xylene Isomers	<	1		ug/L	
OU5	K1-02B	1/7/21		trans-1,2-Dichloroethene	<	0.5		ug/L	
OU5	K1-02B	1/7/21		trans-1,3-Dichloropropene	<	0.5		ug/L	
OU5	K1-02B	1/7/21		Trichloroethene	<	0.5		ug/L	
OU5	K1-02B	1/7/21		Trichlorofluoromethane	<	0.5		ug/L	
OU5	K1-02B	1/7/21		Trichlorotrifluoroethane	<	0.5		ug/L	
OU5	K1-02B	1/7/21		Vinyl acetate	<	20		ug/L	
OU5	K1-02B	1/7/21		Vinyl chloride	<	0.5		ug/L	
OU5	K1-02B	1/7/21		HMX	<	1		ug/L	
OU5	K1-02B	1/7/21		RDX	<	1		ug/L	
OU5	K1-02B	1/7/21		Gross alpha		4.99	1.45	pCi/L	
OU5	K1-02B	1/7/21		Gross beta		5.29	1.22	pCi/L	
OU5	K1-02B	1/7/21		Tritium		2200	451	pCi/L	
OU5	K1-02B	1/7/21		Total Organic Carbon (TOC)	<	1		mg/L	
OU5	K1-02B	1/7/21		Field Oxidation Potential (Eh)		115		mVolts	
OU5	K1-02B	1/7/21		Field pH		7.8		Units	
OU5	K1-02B	1/7/21		Field Specific Conductance		730.8		umhos/cm	
OU5	K1-02B	1/7/21		Field Temperature		22.5		Degrees C	
OU5	K1-02B	1/7/21		Aluminum	<	0.2		mg/L	
OU5	K1-02B	1/7/21		Bicarbonate Alk (as CaCO3)		180		mg/L	
OU5	K1-02B	1/7/21		Calcium		60		mg/L	
OU5	K1-02B	1/7/21		Carbonate Alk (as CaCO3)	<	4.1		mg/L	
OU5	K1-02B	1/7/21		Chloride		53		mg/L	
OU5	K1-02B	1/7/21		Copper	<	0.05		mg/L	B
OU5	K1-02B	1/7/21		Fluoride		0.19		mg/L	
OU5	K1-02B	1/7/21		Hydroxide Alk (as CaCO3)	<	4.1		mg/L	
OU5	K1-02B	1/7/21		Iron	<	0.1		mg/L	
OU5	K1-02B	1/7/21		Magnesium		26		mg/L	
OU5	K1-02B	1/7/21		Manganese	<	0.03		mg/L	
OU5	K1-02B	1/7/21		Nickel	<	0.1		mg/L	
OU5	K1-02B	1/7/21		Nitrate (as N)		7		mg/L	
OU5	K1-02B	1/7/21		Nitrate (as NO3)		31		mg/L	H
OU5	K1-02B	1/7/21		Nitrite (as N)	<	0.5		mg/L	
OU5	K1-02B	1/7/21		Ortho-Phosphate		0.35		mg/L	
OU5	K1-02B	1/7/21		pH		7.76		Units	
OU5	K1-02B	1/7/21		Potassium		2.8		mg/L	
OU5	K1-02B	1/7/21		Sodium		40		mg/L	
OU5	K1-02B	1/7/21		Specific Conductance		729		umhos/cm	
OU5	K1-02B	1/7/21		Sulfate		78		mg/L	
OU5	K1-02B	1/7/21		Surfactants	<	0.5		mg/L	
OU5	K1-02B	1/7/21		Total Alkalinity (as CaCO3)		180		mg/L	
OU5	K1-02B	1/7/21		Total dissolved solids (TDS)		580		mg/L	D
OU5	K1-02B	1/7/21		Total Hardness (as CaCO3)		260		mg/L	
OU5	K1-02B	1/7/21		Total Phosphorus (as PO4)		0.4		mg/L	
OU5	K1-02B	1/7/21		Zinc	<	0.05		mg/L	B
OU5	K1-02B	1/7/21		Radium 226	<	0.25	0.067	pCi/L	
OU5	K1-02B	1/7/21		Arsenic		0.011		mg/L	
OU5	K1-02B	1/7/21		Barium		0.025		mg/L	
OU5	K1-02B	1/7/21		Beryllium	<	0.0005		mg/L	
OU5	K1-02B	1/7/21		Cadmium	<	0.0005		mg/L	
OU5	K1-02B	1/7/21		Cobalt	<	0.001		mg/L	
OU5	K1-02B	1/7/21		Copper	<	0.01		mg/L	
OU5	K1-02B	1/7/21		Lead	<	0.002		mg/L	
OU5	K1-02B	1/7/21		Nickel	<	0.005		mg/L	
OU5	K1-02B	1/7/21		Vanadium		0.047		mg/L	
OU5	K1-02B	1/7/21		Zinc		0.044		mg/L	

Attachment 1. Table 1. Groundwater analytical data, Site 300, 2021.

OU	Location	Date	Sample Type	Parameter	LOS Indicator	Result	Error	Units	QA Flag
OU5	K1-02B	1/7/21		Chromium	<	0.001		mg/L	
OU5	K1-02B	1/7/21		Iron	<	0.05		mg/L	
OU5	K1-02B	1/7/21		Manganese	<	0.01		mg/L	
OU5	K1-02B	1/7/21		Mercury	<	0.0002		mg/L	
OU5	K1-02B	1/7/21		Selenium		0.0023		mg/L	
OU5	K1-02B	1/7/21		Silver	<	0.0005		mg/L	
OU5	K1-02B	1/7/21		Sodium		40		mg/L	
OU5	K1-02B	1/7/21	DUP	Arsenic		0.015		mg/L	
OU5	K1-02B	1/7/21	DUP	Barium		0.024		mg/L	
OU5	K1-02B	1/7/21	DUP	Beryllium	<	0.0001		mg/L	
OU5	K1-02B	1/7/21	DUP	Cadmium	<	0.0001		mg/L	
OU5	K1-02B	1/7/21	DUP	Cobalt	<	0.0001		mg/L	
OU5	K1-02B	1/7/21	DUP	Copper		0.00084		mg/L	
OU5	K1-02B	1/7/21	DUP	Lead	<	0.00025		mg/L	
OU5	K1-02B	1/7/21	DUP	Nickel		0.0022		mg/L	
OU5	K1-02B	1/7/21	DUP	Vanadium		0.049		mg/L	
OU5	K1-02B	1/7/21	DUP	Zinc	<	0.005		mg/L	
OU5	K1-02B	4/19/21		Thorium 228	<	0.25	0.0364	pCi/L	
OU5	K1-02B	4/19/21		Thorium 230	<	0.15	0.0544	pCi/L	
OU5	K1-02B	4/19/21		Thorium 232	<	0.15	0.0319	pCi/L	
OU5	K1-02B	4/19/21		Uranium 234 and 233 (in activity)		2.53	0.331	pCi/L	
OU5	K1-02B	4/19/21		Uranium 235 and 236 (in activity)		0.108	0.051	pCi/L	
OU5	K1-02B	4/19/21		Uranium 238 (in activity)		1.4	0.211	pCi/L	
OU5	K1-02B	4/19/21		Nitrate (as NO3)		32		mg/L	
OU5	K1-02B	4/19/21		Perchlorate		4.4		ug/L	
OU5	K1-02B	4/19/21		1,1-Dichloroethane	<	0.5		ug/L	
OU5	K1-02B	4/19/21		1,1-Dichloroethene	<	0.5		ug/L	
OU5	K1-02B	4/19/21		1,1,1-Trichloroethane	<	0.5		ug/L	
OU5	K1-02B	4/19/21		1,1,1,2-Tetrachloroethane	<	0.5		ug/L	
OU5	K1-02B	4/19/21		1,1,2-Trichloroethane	<	0.5		ug/L	
OU5	K1-02B	4/19/21		1,1,2,2-Tetrachloroethane	<	0.5		ug/L	
OU5	K1-02B	4/19/21		1,2-Dibromo-3-chloropropane	<	1		ug/L	
OU5	K1-02B	4/19/21		1,2-Dichloroethane	<	0.5		ug/L	
OU5	K1-02B	4/19/21		1,2-Dichloroethene (total)	<	1		ug/L	
OU5	K1-02B	4/19/21		1,2-Dichloropropane	<	0.5		ug/L	
OU5	K1-02B	4/19/21		1,2,3-Trichloropropane	<	1		ug/L	
OU5	K1-02B	4/19/21		1,4-Dichloro-2-butene	<	5		ug/L	
OU5	K1-02B	4/19/21		1,4-Dioxane	<	100		ug/L	
OU5	K1-02B	4/19/21		2-Butanone	<	10		ug/L	
OU5	K1-02B	4/19/21		2-Chloro-1,3-butadiene	<	5		ug/L	
OU5	K1-02B	4/19/21		2-Chloroethylvinylether	<	10		ug/L	
OU5	K1-02B	4/19/21		2-Hexanone	<	10		ug/L	
OU5	K1-02B	4/19/21		4-Methyl-2-pentanone	<	10		ug/L	
OU5	K1-02B	4/19/21		Acetone	<	10		ug/L	
OU5	K1-02B	4/19/21		Acetonitrile	<	100		ug/L	
OU5	K1-02B	4/19/21		Acrolein	<	50		ug/L	
OU5	K1-02B	4/19/21		Acrylonitrile	<	50		ug/L	
OU5	K1-02B	4/19/21		Benzene	<	0.5		ug/L	
OU5	K1-02B	4/19/21		Benzyl Chloride	<	5		ug/L	
OU5	K1-02B	4/19/21		Bromodichloromethane	<	0.5		ug/L	
OU5	K1-02B	4/19/21		Bromoform	<	0.5		ug/L	
OU5	K1-02B	4/19/21		Bromomethane	<	0.5		ug/L	
OU5	K1-02B	4/19/21		Carbon disulfide	<	5		ug/L	
OU5	K1-02B	4/19/21		Carbon tetrachloride	<	0.5		ug/L	
OU5	K1-02B	4/19/21		Chlorobenzene	<	0.5		ug/L	
OU5	K1-02B	4/19/21		Chloroethane	<	0.5		ug/L	
OU5	K1-02B	4/19/21		Chloroform	<	0.5		ug/L	
OU5	K1-02B	4/19/21		Chloromethane	<	0.5		ug/L	
OU5	K1-02B	4/19/21		cis-1,2-Dichloroethene	<	0.5		ug/L	
OU5	K1-02B	4/19/21		cis-1,3-Dichloropropene	<	0.5		ug/L	
OU5	K1-02B	4/19/21		Dibromochloromethane	<	0.5		ug/L	
OU5	K1-02B	4/19/21		Dichlorodifluoromethane	<	0.5		ug/L	
OU5	K1-02B	4/19/21		Ethanol	<	1000		ug/L	
OU5	K1-02B	4/19/21		Ethylbenzene	<	0.5		ug/L	
OU5	K1-02B	4/19/21		Methylene chloride	<	1		ug/L	
OU5	K1-02B	4/19/21		Styrene	<	0.5		ug/L	

Attachment 1. Table 1. Groundwater analytical data, Site 300, 2021.

OU	Location	Date	Sample Type	Parameter	LOS Indicator	Result	Error	Units	QA Flag
OU5	K1-02B	4/19/21		Tetrachloroethene	<	0.5		ug/L	
OU5	K1-02B	4/19/21		Toluene	<	0.5		ug/L	
OU5	K1-02B	4/19/21		Total Xylene Isomers	<	1		ug/L	
OU5	K1-02B	4/19/21		trans-1,2-Dichloroethene	<	0.5		ug/L	
OU5	K1-02B	4/19/21		trans-1,3-Dichloropropene	<	0.5		ug/L	
OU5	K1-02B	4/19/21		Trichloroethene	<	0.5		ug/L	
OU5	K1-02B	4/19/21		Trichlorofluoromethane	<	0.5		ug/L	
OU5	K1-02B	4/19/21		Trichlorotrifluoroethane	<	0.5		ug/L	
OU5	K1-02B	4/19/21		Vinyl acetate	<	20		ug/L	
OU5	K1-02B	4/19/21		Vinyl chloride	<	0.5		ug/L	
OU5	K1-02B	4/19/21		HMX	<	1		ug/L	D
OU5	K1-02B	4/19/21		RDX	<	1		ug/L	D
OU5	K1-02B	4/19/21		Gross alpha		2.52	1.23	pCi/L	
OU5	K1-02B	4/19/21		Gross beta		3.09	0.805	pCi/L	
OU5	K1-02B	4/19/21		Tritium		2070	425	pCi/L	
OU5	K1-02B	4/19/21		Field Oxidation Potential (Eh)		150		mVolts	
OU5	K1-02B	4/19/21		Field pH		7.28		Units	
OU5	K1-02B	4/19/21		Field Specific Conductance		728		umhos/cm	
OU5	K1-02B	4/19/21		Field Temperature		21.8		Degrees C	
OU5	K1-02B	4/19/21		Radium 226	<	0.25	0.12	pCi/L	
OU5	K1-02B	4/19/21		Arsenic		0.013		mg/L	
OU5	K1-02B	4/19/21		Barium		0.025		mg/L	
OU5	K1-02B	4/19/21		Beryllium	<	0.0005		mg/L	
OU5	K1-02B	4/19/21		Cadmium	<	0.0005		mg/L	E
OU5	K1-02B	4/19/21		Cobalt	<	0.025		mg/L	E
OU5	K1-02B	4/19/21		Copper	<	0.01		mg/L	E
OU5	K1-02B	4/19/21		Lead	<	0.002		mg/L	
OU5	K1-02B	4/19/21		Nickel	<	0.005		mg/L	E
OU5	K1-02B	4/19/21		Vanadium		0.049		mg/L	
OU5	K1-02B	4/19/21		Zinc	<	0.02		mg/L	E
OU5	K1-02B	8/3/21		Thorium 228	<	0.25	0.0844	pCi/L	
OU5	K1-02B	8/3/21		Thorium 230	<	0.15	0.0669	pCi/L	
OU5	K1-02B	8/3/21		Thorium 232	<	0.15	0.0348	pCi/L	
OU5	K1-02B	8/3/21		Uranium 234 and 233 (in activity)		2.49	0.51	pCi/L	O
OU5	K1-02B	8/3/21		Uranium 235 and 236 (in activity)	<	0.1	0.0916	pCi/L	
OU5	K1-02B	8/3/21		Uranium 238 (in activity)		1.49	0.351	pCi/L	
OU5	K1-02B	8/3/21		Nitrate (as NO3)		32		mg/L	
OU5	K1-02B	8/3/21		Perchlorate		4.3		ug/L	
OU5	K1-02B	8/3/21		1,1-Dichloroethane	<	0.5		ug/L	
OU5	K1-02B	8/3/21		1,1-Dichloroethene	<	0.5		ug/L	
OU5	K1-02B	8/3/21		1,1,1-Trichloroethane	<	0.5		ug/L	
OU5	K1-02B	8/3/21		1,1,1,2-Tetrachloroethane	<	0.5		ug/L	
OU5	K1-02B	8/3/21		1,1,2-Trichloroethane	<	0.5		ug/L	
OU5	K1-02B	8/3/21		1,1,2,2-Tetrachloroethane	<	0.5		ug/L	
OU5	K1-02B	8/3/21		1,2-Dibromo-3-chloropropane	<	1		ug/L	
OU5	K1-02B	8/3/21		1,2-Dichloroethane	<	0.5		ug/L	
OU5	K1-02B	8/3/21		1,2-Dichloroethene (total)	<	1		ug/L	
OU5	K1-02B	8/3/21		1,2-Dichloropropane	<	0.5		ug/L	
OU5	K1-02B	8/3/21		1,2,3-Trichloropropane	<	1		ug/L	
OU5	K1-02B	8/3/21		1,4-Dichloro-2-butene	<	5		ug/L	LO
OU5	K1-02B	8/3/21		1,4-Dioxane	<	100		ug/L	
OU5	K1-02B	8/3/21		2-Butanone	<	10		ug/L	
OU5	K1-02B	8/3/21		2-Chloro-1,3-butadiene	<	5		ug/L	
OU5	K1-02B	8/3/21		2-Hexanone	<	10		ug/L	
OU5	K1-02B	8/3/21		4-Methyl-2-pentanone	<	10		ug/L	
OU5	K1-02B	8/3/21		Acetone	<	10		ug/L	L
OU5	K1-02B	8/3/21		Acrolein	<	50		ug/L	J
OU5	K1-02B	8/3/21		Acrylonitrile	<	50		ug/L	
OU5	K1-02B	8/3/21		Benzene	<	0.5		ug/L	
OU5	K1-02B	8/3/21		Benzyl Chloride	<	5		ug/L	J
OU5	K1-02B	8/3/21		Bromodichloromethane	<	0.5		ug/L	
OU5	K1-02B	8/3/21		Bromoform	<	0.5		ug/L	
OU5	K1-02B	8/3/21		Carbon disulfide	<	5		ug/L	
OU5	K1-02B	8/3/21		Carbon tetrachloride	<	0.5		ug/L	
OU5	K1-02B	8/3/21		Chlorobenzene	<	0.5		ug/L	
OU5	K1-02B	8/3/21		Chloroethane	<	0.5		ug/L	

Attachment 1. Table 1. Groundwater analytical data, Site 300, 2021.

OU	Location	Date	Sample Type	Parameter	LOS Indicator	Result	Error	Units	QA Flag
OU5	K1-02B	8/3/21		Chloroform	<	0.5		ug/L	
OU5	K1-02B	8/3/21		Chloromethane	<	0.5		ug/L	
OU5	K1-02B	8/3/21		cis-1,2-Dichloroethene	<	0.5		ug/L	
OU5	K1-02B	8/3/21		cis-1,3-Dichloropropene	<	0.5		ug/L	
OU5	K1-02B	8/3/21		Dibromochloromethane	<	0.5		ug/L	
OU5	K1-02B	8/3/21		Dichlorodifluoromethane	<	0.5		ug/L	
OU5	K1-02B	8/3/21		Ethanol	<	1000		ug/L	
OU5	K1-02B	8/3/21		Ethylbenzene	<	0.5		ug/L	
OU5	K1-02B	8/3/21		Methylene chloride	<	1		ug/L	
OU5	K1-02B	8/3/21		Styrene	<	0.5		ug/L	
OU5	K1-02B	8/3/21		Tetrachloroethene	<	0.5		ug/L	
OU5	K1-02B	8/3/21		Toluene	<	0.5		ug/L	
OU5	K1-02B	8/3/21		Total Xylene Isomers	<	1		ug/L	
OU5	K1-02B	8/3/21		trans-1,2-Dichloroethene	<	0.5		ug/L	
OU5	K1-02B	8/3/21		trans-1,3-Dichloropropene	<	0.5		ug/L	
OU5	K1-02B	8/3/21		Trichloroethene	<	0.5		ug/L	
OU5	K1-02B	8/3/21		Trichlorofluoromethane	<	0.5		ug/L	
OU5	K1-02B	8/3/21		Trichlorotrifluoroethane	<	0.5		ug/L	
OU5	K1-02B	8/3/21		Vinyl acetate	<	20		ug/L	L
OU5	K1-02B	8/3/21		Vinyl chloride	<	0.5		ug/L	
OU5	K1-02B	8/3/21		HMX	<	1		ug/L	D
OU5	K1-02B	8/3/21		RDX	<	1		ug/L	D
OU5	K1-02B	8/3/21		Gross alpha		3.64	1.82	pCi/L	
OU5	K1-02B	8/3/21		Gross beta		3.5	1.29	pCi/L	
OU5	K1-02B	8/3/21		Tritium		2420	494	pCi/L	
OU5	K1-02B	8/3/21		Field Oxidation Potential (Eh)		170		mVolts	
OU5	K1-02B	8/3/21		Field pH		7.84		Units	
OU5	K1-02B	8/3/21		Field Specific Conductance		731.8		umhos/cm	
OU5	K1-02B	8/3/21		Field Temperature		22.7		Degrees C	
OU5	K1-02B	8/3/21		Radium 226	<	0.25	0.15	pCi/L	
OU5	K1-02B	8/3/21		Arsenic		0.01		mg/L	
OU5	K1-02B	8/3/21		Barium		0.025		mg/L	
OU5	K1-02B	8/3/21		Beryllium	<	0.0005		mg/L	
OU5	K1-02B	8/3/21		Cadmium	<	0.0005		mg/L	E
OU5	K1-02B	8/3/21		Cobalt	<	0.025		mg/L	BE
OU5	K1-02B	8/3/21		Copper	<	0.01		mg/L	E
OU5	K1-02B	8/3/21		Lead	<	0.002		mg/L	
OU5	K1-02B	8/3/21		Nickel	<	0.005		mg/L	E
OU5	K1-02B	8/3/21		Vanadium		0.048		mg/L	
OU5	K1-02B	8/3/21		Zinc	<	0.02		mg/L	
OU5	K1-02B	8/3/21		Chromium		0.0012		mg/L	
OU5	K1-02B	8/3/21		Iron	<	0.05		mg/L	
OU5	K1-02B	8/3/21		Manganese	<	0.01		mg/L	
OU5	K1-02B	8/3/21		Mercury	<	0.0002		mg/L	
OU5	K1-02B	8/3/21		Selenium		0.0024		mg/L	
OU5	K1-02B	8/3/21		Silver	<	0.0005		mg/L	
OU5	K1-02B	8/3/21		Sodium		38		mg/L	
OU5	K1-02B	11/18/21		Thorium 228	<	0.25	0.0358	pCi/L	
OU5	K1-02B	11/18/21		Thorium 230	<	0.15	0.0361	pCi/L	
OU5	K1-02B	11/18/21		Thorium 232	<	0.15	0.0163	pCi/L	
OU5	K1-02B	11/18/21		Uranium 234 and 233 (in activity)		2.49	0.311	pCi/L	
OU5	K1-02B	11/18/21		Uranium 235 and 236 (in activity)	<	0.1	0.051	pCi/L	O
OU5	K1-02B	11/18/21		Uranium 238 (in activity)		1.47	0.206	pCi/L	
OU5	K1-02B	11/18/21		Nitrate (as NO3)		33		mg/L	
OU5	K1-02B	11/18/21		Perchlorate		4.1		ug/L	
OU5	K1-02B	11/18/21		1,1-Dichloroethane	<	0.5		ug/L	
OU5	K1-02B	11/18/21		1,1-Dichloroethene	<	0.5		ug/L	
OU5	K1-02B	11/18/21		1,1,1-Trichloroethane	<	0.5		ug/L	
OU5	K1-02B	11/18/21		1,1,1,2-Tetrachloroethane	<	0.5		ug/L	
OU5	K1-02B	11/18/21		1,1,2-Trichloroethane	<	0.5		ug/L	
OU5	K1-02B	11/18/21		1,1,2,2-Tetrachloroethane	<	0.5		ug/L	
OU5	K1-02B	11/18/21		1,2-Dibromo-3-chloropropane	<	1		ug/L	
OU5	K1-02B	11/18/21		1,2-Dichloroethane	<	0.5		ug/L	
OU5	K1-02B	11/18/21		1,2-Dichloroethene (total)	<	1		ug/L	
OU5	K1-02B	11/18/21		1,2-Dichloropropane	<	0.5		ug/L	
OU5	K1-02B	11/18/21		1,2,3-Trichloropropane	<	1		ug/L	

Attachment 1. Table 1. Groundwater analytical data, Site 300, 2021.

OU	Location	Date	Sample Type	Parameter	LOS Indicator	Result	Error	Units	QA Flag
OU5	K1-02B	11/18/21		1,4-Dioxane	<	100		ug/L	
OU5	K1-02B	11/18/21		2-Butanone	<	10		ug/L	
OU5	K1-02B	11/18/21		2-Chloro-1,3-butadiene	<	5		ug/L	
OU5	K1-02B	11/18/21		2-Hexanone	<	10		ug/L	
OU5	K1-02B	11/18/21		4-Methyl-2-pentanone	<	10		ug/L	
OU5	K1-02B	11/18/21		Acetone	<	10		ug/L	
OU5	K1-02B	11/18/21		Acetonitrile	<	100		ug/L	
OU5	K1-02B	11/18/21		Acrylonitrile	<	50		ug/L	
OU5	K1-02B	11/18/21		Benzene	<	0.5		ug/L	
OU5	K1-02B	11/18/21		Benzyl Chloride	<	5		ug/L	
OU5	K1-02B	11/18/21		Bromodichloromethane	<	0.5		ug/L	
OU5	K1-02B	11/18/21		Bromomethane	<	0.5		ug/L	
OU5	K1-02B	11/18/21		Carbon tetrachloride	<	0.5		ug/L	
OU5	K1-02B	11/18/21		Chlorobenzene	<	0.5		ug/L	
OU5	K1-02B	11/18/21		Chloroethane	<	0.5		ug/L	
OU5	K1-02B	11/18/21		Chloroform	<	0.5		ug/L	
OU5	K1-02B	11/18/21		Chloromethane	<	0.5		ug/L	
OU5	K1-02B	11/18/21		cis-1,2-Dichloroethene	<	0.5		ug/L	
OU5	K1-02B	11/18/21		cis-1,3-Dichloropropene	<	0.5		ug/L	
OU5	K1-02B	11/18/21		Dibromochloromethane	<	0.5		ug/L	
OU5	K1-02B	11/18/21		Dichlorodifluoromethane	<	0.5		ug/L	
OU5	K1-02B	11/18/21		Ethanol	<	1000		ug/L	
OU5	K1-02B	11/18/21		Ethylbenzene	<	0.5		ug/L	
OU5	K1-02B	11/18/21		Methylene chloride	<	1		ug/L	
OU5	K1-02B	11/18/21		Styrene	<	0.5		ug/L	
OU5	K1-02B	11/18/21		Tetrachloroethene	<	0.5		ug/L	
OU5	K1-02B	11/18/21		Toluene	<	0.5		ug/L	
OU5	K1-02B	11/18/21		Total Xylene Isomers	<	1		ug/L	
OU5	K1-02B	11/18/21		trans-1,2-Dichloroethene	<	0.5		ug/L	
OU5	K1-02B	11/18/21		trans-1,3-Dichloropropene	<	0.5		ug/L	
OU5	K1-02B	11/18/21		Trichloroethene	<	0.5		ug/L	
OU5	K1-02B	11/18/21		Trichlorofluoromethane	<	0.5		ug/L	
OU5	K1-02B	11/18/21		Trichlorotrifluoroethane	<	0.5		ug/L	
OU5	K1-02B	11/18/21		Vinyl acetate	<	20		ug/L	
OU5	K1-02B	11/18/21		HMX	<	1		ug/L	
OU5	K1-02B	11/18/21		RDX	<	1		ug/L	
OU5	K1-02B	11/18/21		Gross alpha	<	2	1.14	pCi/L	
OU5	K1-02B	11/18/21		Gross beta		3.94	1.53	pCi/L	
OU5	K1-02B	11/18/21		Tritium		2340	580	pCi/L	
OU5	K1-02B	11/18/21		Field Oxidation Potential (Eh)		159		mVolts	
OU5	K1-02B	11/18/21		Field pH		7.31		Units	
OU5	K1-02B	11/18/21		Field Specific Conductance		739.3		umhos/cm	
OU5	K1-02B	11/18/21		Field Temperature		20.2		Degrees C	
OU5	K1-02B	11/18/21		Total Uranium (in activity)		4.6	0.048	pCi/L	D
OU5	K1-02B	11/18/21		Total Uranium (in mass)		4.6	0.014	ug/L	D
OU5	K1-02B	11/18/21		Uranium 234 (in activity)		3	0.048	pCi/L	D
OU5	K1-02B	11/18/21		Uranium 234/238		0.0001038	0.0000016	atom/atom	D
OU5	K1-02B	11/18/21		Uranium 235 (in activity)		0.072	0.00035	pCi/L	D
OU5	K1-02B	11/18/21		Uranium 235/238		0.007274	0.000029	atom/atom	D
OU5	K1-02B	11/18/21		Uranium 236 (in activity)	<	0.0003		pCi/L	D
OU5	K1-02B	11/18/21		Uranium 236/238	<	0.000001		atom/atom	D
OU5	K1-02B	11/18/21		Uranium 238 (in activity)		1.5	0.0046	pCi/L	D
OU5	K1-02B	11/18/21		Uranium 238 (in mass)		4.6	0.014	ug/L	D
OU5	K1-02B	11/18/21		Radium 226	<	0.25	0.13	pCi/L	
OU5	K1-02B	11/18/21		Arsenic		0.01		mg/L	
OU5	K1-02B	11/18/21		Barium		0.024		mg/L	
OU5	K1-02B	11/18/21		Beryllium	<	0.0005		mg/L	
OU5	K1-02B	11/18/21		Cadmium	<	0.0005		mg/L	
OU5	K1-02B	11/18/21		Cobalt	<	0.001		mg/L	
OU5	K1-02B	11/18/21		Copper	<	0.01		mg/L	
OU5	K1-02B	11/18/21		Lead	<	0.002		mg/L	
OU5	K1-02B	11/18/21		Nickel	<	0.005		mg/L	
OU5	K1-02B	11/18/21		Vanadium		0.049		mg/L	
OU5	K1-02B	11/18/21		Zinc	<	0.005		mg/L	
OU5	K1-04	2/18/21		Thorium 228	<	0.25	0.0349	pCi/L	
OU5	K1-04	2/18/21		Thorium 230	<	0.15	0.0359	pCi/L	

Attachment 1. Table 1. Groundwater analytical data, Site 300, 2021.

OU	Location	Date	Sample Type	Parameter	LOS Indicator	Result	Error	Units	QA Flag
OU5	K1-04	2/18/21		Thorium 232	<	0.15	0.0247	pCi/L	
OU5	K1-04	2/18/21		Uranium 234 and 233 (in activity)		1.43	0.211	pCi/L	
OU5	K1-04	2/18/21		Uranium 235 and 236 (in activity)	<	0.1	0.0363	pCi/L	
OU5	K1-04	2/18/21		Uranium 238 (in activity)		0.704	0.13	pCi/L	
OU5	K1-04	2/18/21		Nitrate (as NO3)		24		mg/L	
OU5	K1-04	2/18/21		Perchlorate	<	4		ug/L	
OU5	K1-04	2/18/21		Aldrin	<	0.005		ug/L	D
OU5	K1-04	2/18/21		BHC, alpha isomer	<	0.005		ug/L	D
OU5	K1-04	2/18/21		BHC, beta isomer	<	0.005		ug/L	D
OU5	K1-04	2/18/21		BHC, delta isomer	<	0.005		ug/L	D
OU5	K1-04	2/18/21		BHC, gamma isomer (Lindane)	<	0.005		ug/L	D
OU5	K1-04	2/18/21		Chlordane	<	0.5		ug/L	D
OU5	K1-04	2/18/21		Dieldrin	<	0.005		ug/L	D
OU5	K1-04	2/18/21		Endosulfan I	<	0.005		ug/L	D
OU5	K1-04	2/18/21		Endosulfan II	<	0.005		ug/L	D
OU5	K1-04	2/18/21		Endosulfan sulfate	<	0.005		ug/L	D
OU5	K1-04	2/18/21		Endrin	<	0.005		ug/L	D
OU5	K1-04	2/18/21		Endrin aldehyde	<	0.01		ug/L	D
OU5	K1-04	2/18/21		Heptachlor	<	0.005		ug/L	D
OU5	K1-04	2/18/21		Heptachlor epoxide	<	0.005		ug/L	D
OU5	K1-04	2/18/21		Methoxychlor	<	0.005		ug/L	D
OU5	K1-04	2/18/21		p,p-DDD	<	0.005		ug/L	D
OU5	K1-04	2/18/21		p,p-DDE	<	0.005		ug/L	D
OU5	K1-04	2/18/21		p,p-DDT	<	0.005		ug/L	D
OU5	K1-04	2/18/21		PCB 1016	<	0.2		ug/L	D
OU5	K1-04	2/18/21		PCB 1221	<	0.2		ug/L	D
OU5	K1-04	2/18/21		PCB 1232	<	0.2		ug/L	D
OU5	K1-04	2/18/21		PCB 1242	<	0.2		ug/L	D
OU5	K1-04	2/18/21		PCB 1248	<	0.2		ug/L	D
OU5	K1-04	2/18/21		PCB 1254	<	0.2		ug/L	D
OU5	K1-04	2/18/21		PCB 1260	<	0.2		ug/L	D
OU5	K1-04	2/18/21		Total PCBs	<	0.2		ug/L	D
OU5	K1-04	2/18/21		Toxaphene	<	2		ug/L	D
OU5	K1-04	2/18/21		1,2-Dichlorobenzene	<	2		ug/L	
OU5	K1-04	2/18/21		1,2,4-Trichlorobenzene	<	2		ug/L	
OU5	K1-04	2/18/21		1,3-Dichlorobenzene	<	2		ug/L	
OU5	K1-04	2/18/21		1,4-Dichlorobenzene	<	2		ug/L	
OU5	K1-04	2/18/21		2-Chloronaphthalene	<	2		ug/L	
OU5	K1-04	2/18/21		2-Chlorophenol	<	2		ug/L	
OU5	K1-04	2/18/21		2-Methyl-4,6-dinitrophenol	<	10		ug/L	
OU5	K1-04	2/18/21		2-Methylnaphthalene	<	2		ug/L	
OU5	K1-04	2/18/21		2-Nitroaniline	<	2		ug/L	
OU5	K1-04	2/18/21		2,4-Dichlorophenol	<	2		ug/L	
OU5	K1-04	2/18/21		2,4-Dimethylphenol	<	2		ug/L	
OU5	K1-04	2/18/21		2,4-Dinitrophenol	<	10		ug/L	
OU5	K1-04	2/18/21		2,4-Dinitrotoluene	<	2		ug/L	LO
OU5	K1-04	2/18/21		2,4,5-Trichlorophenol	<	5		ug/L	
OU5	K1-04	2/18/21		2,4,6-Trichlorophenol	<	5		ug/L	O
OU5	K1-04	2/18/21		2,6-Dinitrotoluene	<	2		ug/L	
OU5	K1-04	2/18/21		3-Nitroaniline	<	2		ug/L	
OU5	K1-04	2/18/21		3,3-Dichlorobenzidine	<	10		ug/L	
OU5	K1-04	2/18/21		4-Bromophenylphenylether	<	2		ug/L	
OU5	K1-04	2/18/21		4-Chloro-3-methylphenol	<	5		ug/L	
OU5	K1-04	2/18/21		4-Chloroaniline	<	2		ug/L	
OU5	K1-04	2/18/21		4-Chlorophenylphenylether	<	2		ug/L	
OU5	K1-04	2/18/21		4-Nitroaniline	<	5		ug/L	
OU5	K1-04	2/18/21		4-Nitrophenol	<	2		ug/L	O
OU5	K1-04	2/18/21		Acenaphthene	<	2		ug/L	
OU5	K1-04	2/18/21		Acenaphthylene	<	2		ug/L	
OU5	K1-04	2/18/21		Anthracene	<	2		ug/L	
OU5	K1-04	2/18/21		Benzo(a)anthracene	<	2		ug/L	
OU5	K1-04	2/18/21		Benzo(a)pyrene	<	2		ug/L	
OU5	K1-04	2/18/21		Benzo(b)fluoranthene	<	2		ug/L	
OU5	K1-04	2/18/21		Benzo(g,h,i)perylene	<	2		ug/L	
OU5	K1-04	2/18/21		Benzo(k)fluoranthene	<	2		ug/L	
OU5	K1-04	2/18/21		Benzoic Acid	<	10		ug/L	

Attachment 1. Table 1. Groundwater analytical data, Site 300, 2021.

OU	Location	Date	Sample Type	Parameter	LOS Indicator	Result	Error	Units	QA Flag
OU5	K1-04	2/18/21		Benzyl Alcohol	<	2		ug/L	
OU5	K1-04	2/18/21		Bis(2-chloroethoxy)methane	<	2		ug/L	
OU5	K1-04	2/18/21		Bis(2-chloroisopropyl)ether	<	2		ug/L	
OU5	K1-04	2/18/21		Bis(2-ethylhexyl)phthalate	<	4		ug/L	
OU5	K1-04	2/18/21		Butylbenzylphthalate	<	2		ug/L	
OU5	K1-04	2/18/21		Chrysene	<	2		ug/L	
OU5	K1-04	2/18/21		Di-n-octylphthalate	<	2		ug/L	
OU5	K1-04	2/18/21		Dibenzo(a,h)anthracene	<	3		ug/L	
OU5	K1-04	2/18/21		Dibenzofuran	<	2		ug/L	
OU5	K1-04	2/18/21		Dibutylphthalate	<	2		ug/L	
OU5	K1-04	2/18/21		Diethylphthalate	<	2		ug/L	
OU5	K1-04	2/18/21		Dimethylphthalate	<	2		ug/L	
OU5	K1-04	2/18/21		Fluoranthene	<	2		ug/L	
OU5	K1-04	2/18/21		Fluorene	<	2		ug/L	
OU5	K1-04	2/18/21		Hexachlorobenzene	<	2		ug/L	
OU5	K1-04	2/18/21		Hexachlorobutadiene	<	2		ug/L	
OU5	K1-04	2/18/21		Hexachlorocyclopentadiene	<	2		ug/L	
OU5	K1-04	2/18/21		Indeno(1,2,3-c,d)pyrene	<	2		ug/L	
OU5	K1-04	2/18/21		Isophorone	<	2		ug/L	
OU5	K1-04	2/18/21		m- and p- Cresol	<	2		ug/L	
OU5	K1-04	2/18/21		N-Nitrosodi-n-propylamine	<	2		ug/L	O
OU5	K1-04	2/18/21		Naphthalene	<	2		ug/L	
OU5	K1-04	2/18/21		Nitrobenzene	<	2		ug/L	
OU5	K1-04	2/18/21		o-Cresol	<	2		ug/L	
OU5	K1-04	2/18/21		Pentachlorophenol	<	10		ug/L	
OU5	K1-04	2/18/21		Phenanthrene	<	2		ug/L	
OU5	K1-04	2/18/21		Phenol	<	2		ug/L	
OU5	K1-04	2/18/21		Pyrene	<	2		ug/L	O
OU5	K1-04	2/18/21		PCB 1016	<	0.5		ug/L	D
OU5	K1-04	2/18/21		PCB 1221	<	0.5		ug/L	D
OU5	K1-04	2/18/21		PCB 1232	<	0.5		ug/L	D
OU5	K1-04	2/18/21		PCB 1242	<	0.5		ug/L	D
OU5	K1-04	2/18/21		PCB 1248	<	0.5		ug/L	D
OU5	K1-04	2/18/21		PCB 1254	<	0.5		ug/L	D
OU5	K1-04	2/18/21		PCB 1260	<	0.5		ug/L	D
OU5	K1-04	2/18/21		1,1-Dichloroethane	<	0.5		ug/L	
OU5	K1-04	2/18/21		1,1-Dichloroethene	<	0.5		ug/L	
OU5	K1-04	2/18/21		1,1,1-Trichloroethane	<	0.5		ug/L	
OU5	K1-04	2/18/21		1,1,1,2-Tetrachloroethane	<	0.5		ug/L	
OU5	K1-04	2/18/21		1,1,2-Trichloroethane	<	0.5		ug/L	
OU5	K1-04	2/18/21		1,1,2,2-Tetrachloroethane	<	0.5		ug/L	
OU5	K1-04	2/18/21		1,2-Dibromo-3-chloropropane	<	1		ug/L	
OU5	K1-04	2/18/21		1,2-Dichloroethane	<	0.5		ug/L	
OU5	K1-04	2/18/21		1,2-Dichloroethene (total)	<	1		ug/L	
OU5	K1-04	2/18/21		1,2-Dichloropropane	<	0.5		ug/L	
OU5	K1-04	2/18/21		1,2,3-Trichloropropane	<	1		ug/L	
OU5	K1-04	2/18/21		1,4-Dichloro-2-butene	<	5		ug/L	
OU5	K1-04	2/18/21		1,4-Dioxane	<	100		ug/L	
OU5	K1-04	2/18/21		2-Butanone	<	10		ug/L	
OU5	K1-04	2/18/21		2-Chloro-1,3-butadiene	<	5		ug/L	
OU5	K1-04	2/18/21		2-Chloroethylvinylether	<	10		ug/L	
OU5	K1-04	2/18/21		2-Hexanone	<	10		ug/L	
OU5	K1-04	2/18/21		4-Methyl-2-pentanone	<	10		ug/L	
OU5	K1-04	2/18/21		Acetone	<	10		ug/L	
OU5	K1-04	2/18/21		Acetonitrile	<	100		ug/L	
OU5	K1-04	2/18/21		Acrolein	<	50		ug/L	
OU5	K1-04	2/18/21		Acrylonitrile	<	50		ug/L	
OU5	K1-04	2/18/21		Benzene	<	0.5		ug/L	
OU5	K1-04	2/18/21		Benzyl Chloride	<	5		ug/L	
OU5	K1-04	2/18/21		Bromodichloromethane	<	0.5		ug/L	
OU5	K1-04	2/18/21		Bromoform	<	0.5		ug/L	
OU5	K1-04	2/18/21		Bromomethane	<	0.5		ug/L	
OU5	K1-04	2/18/21		Carbon disulfide	<	5		ug/L	
OU5	K1-04	2/18/21		Carbon tetrachloride	<	0.5		ug/L	
OU5	K1-04	2/18/21		Chlorobenzene	<	0.5		ug/L	
OU5	K1-04	2/18/21		Chloroethane	<	0.5		ug/L	

Attachment 1. Table 1. Groundwater analytical data, Site 300, 2021.

OU	Location	Date	Sample Type	Parameter	LOS Indicator	Result	Error	Units	QA Flag
OU5	K1-04	2/18/21		Chloroform	<	0.5		ug/L	
OU5	K1-04	2/18/21		Chloromethane	<	0.5		ug/L	
OU5	K1-04	2/18/21		cis-1,2-Dichloroethene	<	0.5		ug/L	
OU5	K1-04	2/18/21		cis-1,3-Dichloropropene	<	0.5		ug/L	
OU5	K1-04	2/18/21		Dibromochloromethane	<	0.5		ug/L	
OU5	K1-04	2/18/21		Dichlorodifluoromethane	<	0.5		ug/L	
OU5	K1-04	2/18/21		Ethanol	<	1000		ug/L	
OU5	K1-04	2/18/21		Ethylbenzene	<	0.5		ug/L	
OU5	K1-04	2/18/21		Methylene chloride	<	1		ug/L	
OU5	K1-04	2/18/21		Styrene	<	0.5		ug/L	
OU5	K1-04	2/18/21		Tetrachloroethene	<	0.5		ug/L	
OU5	K1-04	2/18/21		Toluene	<	0.5		ug/L	
OU5	K1-04	2/18/21		Total Xylene Isomers	<	1		ug/L	
OU5	K1-04	2/18/21		trans-1,2-Dichloroethene	<	0.5		ug/L	
OU5	K1-04	2/18/21		trans-1,3-Dichloropropene	<	0.5		ug/L	
OU5	K1-04	2/18/21		Trichloroethene	<	0.5		ug/L	
OU5	K1-04	2/18/21		Trichlorofluoromethane	<	0.5		ug/L	
OU5	K1-04	2/18/21		Trichlorotrifluoroethane	<	0.5		ug/L	
OU5	K1-04	2/18/21		Vinyl acetate	<	20		ug/L	
OU5	K1-04	2/18/21		Vinyl chloride	<	0.5		ug/L	
OU5	K1-04	2/18/21		HMX	<	1		ug/L	
OU5	K1-04	2/18/21		RDX	<	1		ug/L	
OU5	K1-04	2/18/21		Gross alpha	<	2	1.37	pCi/L	L
OU5	K1-04	2/18/21		Gross beta		3.16	1.38	pCi/L	
OU5	K1-04	2/18/21		Tritium		513	138	pCi/L	
OU5	K1-04	2/18/21		Total Organic Carbon (TOC)	<	1		mg/L	
OU5	K1-04	2/18/21		Field Oxidation Potential (Eh)		157		mVolts	
OU5	K1-04	2/18/21		Field pH		8.16		Units	
OU5	K1-04	2/18/21		Field Specific Conductance		633.8		umhos/cm	
OU5	K1-04	2/18/21		Field Temperature		19.5		Degrees C	
OU5	K1-04	2/18/21		Aluminum	<	0.2		mg/L	
OU5	K1-04	2/18/21		Bicarbonate Alk (as CaCO3)		150		mg/L	
OU5	K1-04	2/18/21		Calcium		53		mg/L	
OU5	K1-04	2/18/21		Carbonate Alk (as CaCO3)	<	4.1		mg/L	
OU5	K1-04	2/18/21		Chloride		48		mg/L	
OU5	K1-04	2/18/21		Copper	<	0.05		mg/L	
OU5	K1-04	2/18/21		Fluoride		0.28		mg/L	
OU5	K1-04	2/18/21		Hydroxide Alk (as CaCO3)	<	4.1		mg/L	
OU5	K1-04	2/18/21		Iron	<	0.1		mg/L	
OU5	K1-04	2/18/21		Magnesium		20		mg/L	
OU5	K1-04	2/18/21		Manganese	<	0.03		mg/L	
OU5	K1-04	2/18/21		Nickel	<	0.1		mg/L	
OU5	K1-04	2/18/21		Nitrate (as N)		5.5		mg/L	
OU5	K1-04	2/18/21		Nitrate (as NO3)		24		mg/L	H
OU5	K1-04	2/18/21		Nitrite (as N)	<	0.5		mg/L	
OU5	K1-04	2/18/21		Ortho-Phosphate		0.18		mg/L	
OU5	K1-04	2/18/21		pH		7.88		Units	
OU5	K1-04	2/18/21		Potassium		3.1		mg/L	
OU5	K1-04	2/18/21		Sodium		37		mg/L	
OU5	K1-04	2/18/21		Specific Conductance		614		umhos/cm	
OU5	K1-04	2/18/21		Sulfate		67		mg/L	
OU5	K1-04	2/18/21		Surfactants	<	0.5		mg/L	
OU5	K1-04	2/18/21		Total Alkalinity (as CaCO3)		150		mg/L	
OU5	K1-04	2/18/21		Total dissolved solids (TDS)		420		mg/L	D
OU5	K1-04	2/18/21		Total Hardness (as CaCO3)		210		mg/L	
OU5	K1-04	2/18/21		Total Phosphorus (as PO4)		0.61		mg/L	
OU5	K1-04	2/18/21		Zinc	<	0.05		mg/L	
OU5	K1-04	2/18/21		Radium 226	<	0.25	0.12	pCi/L	
OU5	K1-04	2/18/21		Total Organic Halides	<	0.02		mg/L	
OU5	K1-04	2/18/21		Arsenic		0.012		mg/L	
OU5	K1-04	2/18/21		Barium		0.028		mg/L	
OU5	K1-04	2/18/21		Beryllium	<	0.0005		mg/L	
OU5	K1-04	2/18/21		Cadmium	<	0.0005		mg/L	B
OU5	K1-04	2/18/21		Cobalt	<	0.025		mg/L	
OU5	K1-04	2/18/21		Copper	<	0.01		mg/L	
OU5	K1-04	2/18/21		Lead	<	0.002		mg/L	

Attachment 1. Table 1. Groundwater analytical data, Site 300, 2021.

OU	Location	Date	Sample Type	Parameter	LOS Indicator	Result	Error	Units	QA Flag
OU5	K1-04	2/18/21		Nickel	<	0.005		mg/L	
OU5	K1-04	2/18/21		Vanadium		0.036		mg/L	
OU5	K1-04	2/18/21		Zinc	<	0.02		mg/L	
OU5	K1-04	2/18/21		Chromium	<	0.001		mg/L	
OU5	K1-04	2/18/21		Iron	<	0.05		mg/L	
OU5	K1-04	2/18/21		Manganese	<	0.01		mg/L	
OU5	K1-04	2/18/21		Mercury	<	0.0002		mg/L	
OU5	K1-04	2/18/21		Selenium		0.0028		mg/L	
OU5	K1-04	2/18/21		Silver	<	0.0005		mg/L	
OU5	K1-04	2/18/21		Sodium		37		mg/L	
OU5	K1-04	2/18/21	DUP	Arsenic		0.013		mg/L	
OU5	K1-04	2/18/21	DUP	Barium		0.029		mg/L	
OU5	K1-04	2/18/21	DUP	Beryllium	<	0.0001		mg/L	
OU5	K1-04	2/18/21	DUP	Cadmium	<	0.0001		mg/L	
OU5	K1-04	2/18/21	DUP	Cobalt	<	0.0001		mg/L	
OU5	K1-04	2/18/21	DUP	Copper		0.00078		mg/L	
OU5	K1-04	2/18/21	DUP	Lead	<	0.00025		mg/L	
OU5	K1-04	2/18/21	DUP	Nickel		0.0019		mg/L	
OU5	K1-04	2/18/21	DUP	Vanadium		0.037		mg/L	
OU5	K1-04	2/18/21	DUP	Zinc	<	0.005		mg/L	
OU5	K1-04	8/11/21		Thorium 228	<	0.25	0.0729	pCi/L	
OU5	K1-04	8/11/21		Thorium 230	<	0.15	0.0581	pCi/L	
OU5	K1-04	8/11/21		Thorium 232	<	0.15	0.0242	pCi/L	
OU5	K1-04	8/11/21		Uranium 234 and 233 (in activity)		1.47	0.204	pCi/L	
OU5	K1-04	8/11/21		Uranium 235 and 236 (in activity)	<	0.1	0.0387	pCi/L	O
OU5	K1-04	8/11/21		Uranium 238 (in activity)		0.766	0.126	pCi/L	
OU5	K1-04	8/11/21		Nitrate (as NO3)		24		mg/L	
OU5	K1-04	8/11/21		Perchlorate	<	2		ug/L	E
OU5	K1-04	8/11/21		1,1-Dichloroethane	<	0.5		ug/L	
OU5	K1-04	8/11/21		1,1-Dichloroethene	<	0.5		ug/L	
OU5	K1-04	8/11/21		1,1,1-Trichloroethane	<	0.5		ug/L	
OU5	K1-04	8/11/21		1,1,1,2-Tetrachloroethane	<	0.5		ug/L	
OU5	K1-04	8/11/21		1,1,2-Trichloroethane	<	0.5		ug/L	
OU5	K1-04	8/11/21		1,1,2,2-Tetrachloroethane	<	0.5		ug/L	
OU5	K1-04	8/11/21		1,2-Dibromo-3-chloropropane	<	1		ug/L	
OU5	K1-04	8/11/21		1,2-Dichloroethane	<	0.5		ug/L	
OU5	K1-04	8/11/21		1,2-Dichloroethene (total)	<	1		ug/L	
OU5	K1-04	8/11/21		1,2-Dichloropropane	<	0.5		ug/L	
OU5	K1-04	8/11/21		1,2,3-Trichloropropane	<	1		ug/L	
OU5	K1-04	8/11/21		1,4-Dichloro-2-butene	<	5		ug/L	
OU5	K1-04	8/11/21		1,4-Dioxane	<	100		ug/L	
OU5	K1-04	8/11/21		2-Butanone	<	10		ug/L	
OU5	K1-04	8/11/21		2-Chloro-1,3-butadiene	<	5		ug/L	
OU5	K1-04	8/11/21		2-Chloroethylvinylether	<	10		ug/L	
OU5	K1-04	8/11/21		2-Hexanone	<	10		ug/L	
OU5	K1-04	8/11/21		4-Methyl-2-pentanone	<	10		ug/L	
OU5	K1-04	8/11/21		Acetone	<	10		ug/L	
OU5	K1-04	8/11/21		Acetonitrile	<	100		ug/L	J
OU5	K1-04	8/11/21		Acrolein	<	50		ug/L	
OU5	K1-04	8/11/21		Acrylonitrile	<	50		ug/L	
OU5	K1-04	8/11/21		Benzene	<	0.5		ug/L	
OU5	K1-04	8/11/21		Benzyl Chloride	<	5		ug/L	
OU5	K1-04	8/11/21		Bromodichloromethane	<	0.5		ug/L	
OU5	K1-04	8/11/21		Bromoform	<	0.5		ug/L	
OU5	K1-04	8/11/21		Bromomethane	<	0.5		ug/L	
OU5	K1-04	8/11/21		Carbon disulfide	<	5		ug/L	
OU5	K1-04	8/11/21		Carbon tetrachloride	<	0.5		ug/L	
OU5	K1-04	8/11/21		Chlorobenzene	<	0.5		ug/L	
OU5	K1-04	8/11/21		Chloroethane	<	0.5		ug/L	
OU5	K1-04	8/11/21		Chloroform	<	0.5		ug/L	
OU5	K1-04	8/11/21		Chloromethane	<	0.5		ug/L	
OU5	K1-04	8/11/21		cis-1,2-Dichloroethene	<	0.5		ug/L	
OU5	K1-04	8/11/21		cis-1,3-Dichloropropene	<	0.5		ug/L	
OU5	K1-04	8/11/21		Dibromochloromethane	<	0.5		ug/L	
OU5	K1-04	8/11/21		Dichlorodifluoromethane	<	0.5		ug/L	
OU5	K1-04	8/11/21		Ethanol	<	1000		ug/L	

Attachment 1. Table 1. Groundwater analytical data, Site 300, 2021.

OU	Location	Date	Sample Type	Parameter	LOS Indicator	Result	Error	Units	QA Flag
OU5	K1-04	8/11/21		Ethylbenzene	<	0.5		ug/L	
OU5	K1-04	8/11/21		Methylene chloride	<	1		ug/L	
OU5	K1-04	8/11/21		Styrene	<	0.5		ug/L	
OU5	K1-04	8/11/21		Tetrachloroethene	<	0.5		ug/L	
OU5	K1-04	8/11/21		Toluene	<	0.5		ug/L	
OU5	K1-04	8/11/21		Total Xylene Isomers	<	1		ug/L	
OU5	K1-04	8/11/21		trans-1,2-Dichloroethene	<	0.5		ug/L	
OU5	K1-04	8/11/21		trans-1,3-Dichloropropene	<	0.5		ug/L	
OU5	K1-04	8/11/21		Trichloroethene	<	0.5		ug/L	
OU5	K1-04	8/11/21		Trichlorofluoromethane	<	0.5		ug/L	
OU5	K1-04	8/11/21		Trichlorotrifluoroethane	<	0.5		ug/L	
OU5	K1-04	8/11/21		Vinyl acetate	<	20		ug/L	
OU5	K1-04	8/11/21		Vinyl chloride	<	0.5		ug/L	
OU5	K1-04	8/11/21		HMX	<	1		ug/L	D
OU5	K1-04	8/11/21		RDX	<	1		ug/L	D
OU5	K1-04	8/11/21		Gross alpha		2.05	1.43	pCi/L	
OU5	K1-04	8/11/21		Gross beta		3.64	1.56	pCi/L	
OU5	K1-04	8/11/21		Tritium		410	114	pCi/L	
OU5	K1-04	8/11/21		Field Oxidation Potential (Eh)		111		mVolts	
OU5	K1-04	8/11/21		Field pH		7.77		Units	
OU5	K1-04	8/11/21		Field Specific Conductance		770.1		umhos/cm	
OU5	K1-04	8/11/21		Field Temperature		22.9		Degrees C	
OU5	K1-04	8/11/21		Radium 226	<	0.25	0.084	pCi/L	
OU5	K1-04	8/11/21		Arsenic		0.012		mg/L	
OU5	K1-04	8/11/21		Barium		0.029		mg/L	
OU5	K1-04	8/11/21		Beryllium	<	0.0005		mg/L	
OU5	K1-04	8/11/21		Cadmium	<	0.0005		mg/L	E
OU5	K1-04	8/11/21		Cobalt	<	0.025		mg/L	E
OU5	K1-04	8/11/21		Copper	<	0.01		mg/L	E
OU5	K1-04	8/11/21		Lead	<	0.002		mg/L	E
OU5	K1-04	8/11/21		Nickel	<	0.005		mg/L	E
OU5	K1-04	8/11/21		Vanadium		0.038		mg/L	
OU5	K1-04	8/11/21		Zinc		0.023		mg/L	
OU5	K1-04	8/11/21		Chromium	<	0.001		mg/L	
OU5	K1-04	8/11/21		Iron	<	0.05		mg/L	
OU5	K1-04	8/11/21		Manganese	<	0.01		mg/L	
OU5	K1-04	8/11/21		Mercury	<	0.0002		mg/L	
OU5	K1-04	8/11/21		Selenium		0.0026		mg/L	
OU5	K1-04	8/11/21		Silver	<	0.0005		mg/L	
OU5	K1-04	8/11/21		Sodium		37		mg/L	
OU5	K1-04	12/8/21		Thorium 228	<	0.25	0.022	pCi/L	
OU5	K1-04	12/8/21		Thorium 230	<	0.15	0.044	pCi/L	
OU5	K1-04	12/8/21		Thorium 232	<	0.15	0.0124	pCi/L	
OU5	K1-04	12/8/21		Uranium 234 and 233 (in activity)		1.24	0.159	pCi/L	
OU5	K1-04	12/8/21		Uranium 235 and 236 (in activity)	<	0.1	0.0287	pCi/L	
OU5	K1-04	12/8/21		Uranium 238 (in activity)		0.609	0.0947	pCi/L	
OU5	K1-04	12/8/21		Nitrate (as NO3)		26		mg/L	
OU5	K1-04	12/8/21		Perchlorate	<	2		ug/L	H
OU5	K1-04	12/8/21		1,1-Dichloroethane	<	0.5		ug/L	
OU5	K1-04	12/8/21		1,1-Dichloroethene	<	0.5		ug/L	
OU5	K1-04	12/8/21		1,1,1-Trichloroethane	<	0.5		ug/L	
OU5	K1-04	12/8/21		1,1,1,2-Tetrachloroethane	<	0.5		ug/L	
OU5	K1-04	12/8/21		1,1,2-Trichloroethane	<	0.5		ug/L	
OU5	K1-04	12/8/21		1,1,2,2-Tetrachloroethane	<	0.5		ug/L	
OU5	K1-04	12/8/21		1,2-Dibromo-3-chloropropane	<	1		ug/L	
OU5	K1-04	12/8/21		1,2-Dichloroethane	<	0.5		ug/L	
OU5	K1-04	12/8/21		1,2-Dichloroethene (total)	<	1		ug/L	
OU5	K1-04	12/8/21		1,2-Dichloropropane	<	0.5		ug/L	
OU5	K1-04	12/8/21		1,2,3-Trichloropropane	<	1		ug/L	
OU5	K1-04	12/8/21		1,4-Dichloro-2-butene	<	5		ug/L	L
OU5	K1-04	12/8/21		1,4-Dioxane	<	100		ug/L	
OU5	K1-04	12/8/21		2-Butanone	<	10		ug/L	
OU5	K1-04	12/8/21		2-Chloro-1,3-butadiene	<	5		ug/L	
OU5	K1-04	12/8/21		2-Chloroethylvinylether	<	10		ug/L	
OU5	K1-04	12/8/21		2-Hexanone	<	10		ug/L	
OU5	K1-04	12/8/21		4-Methyl-2-pentanone	<	10		ug/L	

Attachment 1. Table 1. Groundwater analytical data, Site 300, 2021.

OU	Location	Date	Sample Type	Parameter	LOS Indicator	Result	Error	Units	QA Flag
OU5	K1-04	12/8/21		Acetone	<	10		ug/L	
OU5	K1-04	12/8/21		Acetonitrile	<	100		ug/L	
OU5	K1-04	12/8/21		Acrolein	<	50		ug/L	
OU5	K1-04	12/8/21		Acrylonitrile	<	50		ug/L	
OU5	K1-04	12/8/21		Benzene	<	0.5		ug/L	
OU5	K1-04	12/8/21		Benzyl Chloride	<	5		ug/L	L
OU5	K1-04	12/8/21		Bromodichloromethane	<	0.5		ug/L	
OU5	K1-04	12/8/21		Bromoform	<	0.5		ug/L	
OU5	K1-04	12/8/21		Bromomethane	<	0.5		ug/L	
OU5	K1-04	12/8/21		Carbon disulfide	<	5		ug/L	
OU5	K1-04	12/8/21		Carbon tetrachloride	<	0.5		ug/L	
OU5	K1-04	12/8/21		Chlorobenzene	<	0.5		ug/L	
OU5	K1-04	12/8/21		Chloroethane	<	0.5		ug/L	
OU5	K1-04	12/8/21		Chloroform	<	0.5		ug/L	
OU5	K1-04	12/8/21		Chloromethane	<	0.5		ug/L	
OU5	K1-04	12/8/21		cis-1,2-Dichloroethene	<	0.5		ug/L	
OU5	K1-04	12/8/21		cis-1,3-Dichloropropene	<	0.5		ug/L	
OU5	K1-04	12/8/21		Dibromochloromethane	<	0.5		ug/L	
OU5	K1-04	12/8/21		Dichlorodifluoromethane	<	0.5		ug/L	
OU5	K1-04	12/8/21		Ethanol	<	1000		ug/L	
OU5	K1-04	12/8/21		Ethylbenzene	<	0.5		ug/L	
OU5	K1-04	12/8/21		Methylene chloride	<	1		ug/L	
OU5	K1-04	12/8/21		Styrene	<	0.5		ug/L	
OU5	K1-04	12/8/21		Tetrachloroethene	<	0.5		ug/L	
OU5	K1-04	12/8/21		Toluene	<	0.5		ug/L	
OU5	K1-04	12/8/21		Total Xylene Isomers	<	1		ug/L	
OU5	K1-04	12/8/21		trans-1,2-Dichloroethene	<	0.5		ug/L	
OU5	K1-04	12/8/21		trans-1,3-Dichloropropene	<	0.5		ug/L	
OU5	K1-04	12/8/21		Trichloroethene	<	0.5		ug/L	
OU5	K1-04	12/8/21		Trichlorofluoromethane	<	0.5		ug/L	
OU5	K1-04	12/8/21		Trichlorotrifluoroethane	<	0.5		ug/L	
OU5	K1-04	12/8/21		Vinyl acetate	<	20		ug/L	
OU5	K1-04	12/8/21		Vinyl chloride	<	0.5		ug/L	
OU5	K1-04	12/8/21		HMX	<	1		ug/L	
OU5	K1-04	12/8/21		RDX	<	1		ug/L	
OU5	K1-04	12/8/21		Gross alpha		3.99	1.95	pCi/L	
OU5	K1-04	12/8/21		Gross beta		3.65	1.3	pCi/L	
OU5	K1-04	12/8/21		Tritium		569	170	pCi/L	
OU5	K1-04	12/8/21		Field Oxidation Potential (Eh)		148		mVolts	
OU5	K1-04	12/8/21		Field pH		7.54		Units	
OU5	K1-04	12/8/21		Field Specific Conductance		620.8		umhos/cm	
OU5	K1-04	12/8/21		Field Temperature		22.2		Degrees C	
OU5	K1-04	12/8/21		Total Uranium (in activity)		1.9	0.022	pCi/L	D
OU5	K1-04	12/8/21		Total Uranium (in mass)		1.9	0.01	ug/L	D
OU5	K1-04	12/8/21		Uranium 234 (in activity)		1.3	0.022	pCi/L	D
OU5	K1-04	12/8/21		Uranium 234/238		0.0001097	0.0000018	atom/atom	D
OU5	K1-04	12/8/21		Uranium 235 (in activity)		0.029	0.00017	pCi/L	D
OU5	K1-04	12/8/21		Uranium 235/238		0.007224	0.000015	atom/atom	D
OU5	K1-04	12/8/21		Uranium 236 (in activity)	<	0.00012		pCi/L	D
OU5	K1-04	12/8/21		Uranium 236/238	<	0.000001		atom/atom	D
OU5	K1-04	12/8/21		Uranium 238 (in activity)		0.62	0.0033	pCi/L	D
OU5	K1-04	12/8/21		Uranium 238 (in mass)		1.8	0.01	ug/L	D
OU5	K1-04	12/8/21		Radium 226	<	0.25	0.069	pCi/L	
OU5	K1-04	12/8/21		Arsenic		0.012		mg/L	
OU5	K1-04	12/8/21		Barium		0.031		mg/L	
OU5	K1-04	12/8/21		Beryllium	<	0.0005		mg/L	
OU5	K1-04	12/8/21		Cadmium	<	0.0005		mg/L	
OU5	K1-04	12/8/21		Cobalt	<	0.001		mg/L	
OU5	K1-04	12/8/21		Copper	<	0.01		mg/L	
OU5	K1-04	12/8/21		Lead	<	0.002		mg/L	
OU5	K1-04	12/8/21		Nickel	<	0.005		mg/L	
OU5	K1-04	12/8/21		Vanadium		0.038		mg/L	
OU5	K1-04	12/8/21		Zinc		0.019		mg/L	
OU5	K1-04	12/8/21	DUP	Thorium 228	<	0.25	0.0331	pCi/L	
OU5	K1-04	12/8/21	DUP	Thorium 230	<	0.15	0.0393	pCi/L	
OU5	K1-04	12/8/21	DUP	Thorium 232	<	0.15	0.0279	pCi/L	

Attachment 1. Table 1. Groundwater analytical data, Site 300, 2021.

OU	Location	Date	Sample Type	Parameter	LOS Indicator	Result	Error	Units	QA Flag
OU5	K1-04	12/8/21	DUP	Uranium 234 and 233 (in activity)		1.35	0.177	pCi/L	
OU5	K1-04	12/8/21	DUP	Uranium 235 and 236 (in activity)	<	0.1	0.0302	pCi/L	
OU5	K1-04	12/8/21	DUP	Uranium 238 (in activity)		0.651	0.106	pCi/L	
OU5	K1-05	2/11/21		Thorium 228	<	0.25	0.0504	pCi/L	
OU5	K1-05	2/11/21		Thorium 230	<	0.15	0.0582	pCi/L	
OU5	K1-05	2/11/21		Thorium 232	<	0.15	0.0459	pCi/L	
OU5	K1-05	2/11/21		Uranium 234 and 233 (in activity)		1.88	0.228	pCi/L	
OU5	K1-05	2/11/21		Uranium 235 and 236 (in activity)		0.119	0.0427	pCi/L	
OU5	K1-05	2/11/21		Uranium 238 (in activity)		0.894	0.13	pCi/L	
OU5	K1-05	2/11/21		Nitrate (as NO3)		35		mg/L	
OU5	K1-05	2/11/21		Perchlorate	<	4		ug/L	
OU5	K1-05	2/11/21		Aldrin	<	0.005		ug/L	
OU5	K1-05	2/11/21		BHC, alpha isomer	<	0.005		ug/L	
OU5	K1-05	2/11/21		BHC, beta isomer	<	0.005		ug/L	
OU5	K1-05	2/11/21		BHC, delta isomer	<	0.005		ug/L	
OU5	K1-05	2/11/21		BHC, gamma isomer (Lindane)	<	0.005		ug/L	
OU5	K1-05	2/11/21		Chlordane	<	0.5		ug/L	
OU5	K1-05	2/11/21		Dieldrin	<	0.005		ug/L	J
OU5	K1-05	2/11/21		Endosulfan I	<	0.005		ug/L	J
OU5	K1-05	2/11/21		Endosulfan II	<	0.005		ug/L	
OU5	K1-05	2/11/21		Endosulfan sulfate	<	0.005		ug/L	J
OU5	K1-05	2/11/21		Endrin	<	0.005		ug/L	
OU5	K1-05	2/11/21		Endrin aldehyde	<	0.01		ug/L	
OU5	K1-05	2/11/21		Heptachlor	<	0.005		ug/L	
OU5	K1-05	2/11/21		Heptachlor epoxide	<	0.005		ug/L	
OU5	K1-05	2/11/21		Methoxychlor	<	0.005		ug/L	
OU5	K1-05	2/11/21		p,p-DDD	<	0.005		ug/L	
OU5	K1-05	2/11/21		p,p-DDE	<	0.005		ug/L	
OU5	K1-05	2/11/21		p,p-DDT	<	0.005		ug/L	
OU5	K1-05	2/11/21		PCB 1016	<	0.2		ug/L	
OU5	K1-05	2/11/21		PCB 1221	<	0.2		ug/L	
OU5	K1-05	2/11/21		PCB 1232	<	0.2		ug/L	
OU5	K1-05	2/11/21		PCB 1242	<	0.2		ug/L	
OU5	K1-05	2/11/21		PCB 1248	<	0.2		ug/L	
OU5	K1-05	2/11/21		PCB 1254	<	0.2		ug/L	
OU5	K1-05	2/11/21		PCB 1260	<	0.2		ug/L	
OU5	K1-05	2/11/21		Total PCBs	<	0.2		ug/L	
OU5	K1-05	2/11/21		Toxaphene	<	2		ug/L	
OU5	K1-05	2/11/21		1,2-Dichlorobenzene	<	2		ug/L	D
OU5	K1-05	2/11/21		1,2,4-Trichlorobenzene	<	2		ug/L	D
OU5	K1-05	2/11/21		1,3-Dichlorobenzene	<	2		ug/L	D
OU5	K1-05	2/11/21		1,4-Dichlorobenzene	<	2		ug/L	D
OU5	K1-05	2/11/21		2-Chloronaphthalene	<	2		ug/L	D
OU5	K1-05	2/11/21		2-Chlorophenol	<	2		ug/L	D
OU5	K1-05	2/11/21		2-Methyl-4,6-dinitrophenol	<	10		ug/L	D
OU5	K1-05	2/11/21		2-Methylnaphthalene	<	2		ug/L	D
OU5	K1-05	2/11/21		2-Nitroaniline	<	2		ug/L	D
OU5	K1-05	2/11/21		2,4-Dichlorophenol	<	2		ug/L	D
OU5	K1-05	2/11/21		2,4-Dimethylphenol	<	2		ug/L	D
OU5	K1-05	2/11/21		2,4-Dinitrophenol	<	10		ug/L	D
OU5	K1-05	2/11/21		2,4-Dinitrotoluene	<	2		ug/L	DO
OU5	K1-05	2/11/21		2,4,5-Trichlorophenol	<	5		ug/L	D
OU5	K1-05	2/11/21		2,4,6-Trichlorophenol	<	5		ug/L	DO
OU5	K1-05	2/11/21		2,6-Dinitrotoluene	<	2		ug/L	D
OU5	K1-05	2/11/21		3-Nitroaniline	<	2		ug/L	D
OU5	K1-05	2/11/21		3,3-Dichlorobenzidine	<	10		ug/L	D
OU5	K1-05	2/11/21		4-Bromophenylphenylether	<	2		ug/L	D
OU5	K1-05	2/11/21		4-Chloro-3-methylphenol	<	5		ug/L	D
OU5	K1-05	2/11/21		4-Chloroaniline	<	2		ug/L	D
OU5	K1-05	2/11/21		4-Chlorophenylphenylether	<	2		ug/L	D
OU5	K1-05	2/11/21		4-Nitroaniline	<	5		ug/L	D
OU5	K1-05	2/11/21		4-Nitrophenol	<	2		ug/L	DO
OU5	K1-05	2/11/21		Acenaphthene	<	2		ug/L	D
OU5	K1-05	2/11/21		Acenaphthylene	<	2		ug/L	D
OU5	K1-05	2/11/21		Anthracene	<	2		ug/L	D
OU5	K1-05	2/11/21		Benzo(a)anthracene	<	2		ug/L	D

Attachment 1. Table 1. Groundwater analytical data, Site 300, 2021.

OU	Location	Date	Sample Type	Parameter	LOS Indicator	Result	Error	Units	QA Flag
OU5	K1-05	2/11/21		Benzo(a)pyrene	<	2		ug/L	D
OU5	K1-05	2/11/21		Benzo(b)fluoranthene	<	2		ug/L	D
OU5	K1-05	2/11/21		Benzo(g,h,i)perylene	<	2		ug/L	D
OU5	K1-05	2/11/21		Benzo(k)fluoranthene	<	2		ug/L	D
OU5	K1-05	2/11/21		Benzoic Acid	<	10		ug/L	D
OU5	K1-05	2/11/21		Benzyl Alcohol	<	2		ug/L	D
OU5	K1-05	2/11/21		Bis(2-chloroethoxy)methane	<	2		ug/L	D
OU5	K1-05	2/11/21		Bis(2-chloroisopropyl)ether	<	2		ug/L	D
OU5	K1-05	2/11/21		Bis(2-ethylhexyl)phthalate	<	4		ug/L	D
OU5	K1-05	2/11/21		Butylbenzylphthalate	<	2		ug/L	D
OU5	K1-05	2/11/21		Chrysene	<	2		ug/L	D
OU5	K1-05	2/11/21		Di-n-octylphthalate	<	2		ug/L	D
OU5	K1-05	2/11/21		Dibenzo(a,h)anthracene	<	3		ug/L	D
OU5	K1-05	2/11/21		Dibenzofuran	<	2		ug/L	D
OU5	K1-05	2/11/21		Dibutylphthalate	<	2		ug/L	D
OU5	K1-05	2/11/21		Diethylphthalate	<	2		ug/L	D
OU5	K1-05	2/11/21		Dimethylphthalate	<	2		ug/L	D
OU5	K1-05	2/11/21		Fluoranthene	<	2		ug/L	D
OU5	K1-05	2/11/21		Fluorene	<	2		ug/L	D
OU5	K1-05	2/11/21		Hexachlorobenzene	<	2		ug/L	DO
OU5	K1-05	2/11/21		Hexachlorobutadiene	<	2		ug/L	D
OU5	K1-05	2/11/21		Hexachlorocyclopentadiene	<	2		ug/L	D
OU5	K1-05	2/11/21		Indeno(1,2,3-c,d)pyrene	<	2		ug/L	D
OU5	K1-05	2/11/21		Isophorone	<	2		ug/L	D
OU5	K1-05	2/11/21		m- and p- Cresol	<	2		ug/L	D
OU5	K1-05	2/11/21		N-Nitrosodi-n-propylamine	<	2		ug/L	DO
OU5	K1-05	2/11/21		Naphthalene	<	2		ug/L	D
OU5	K1-05	2/11/21		Nitrobenzene	<	2		ug/L	D
OU5	K1-05	2/11/21		o-Cresol	<	2		ug/L	D
OU5	K1-05	2/11/21		Pentachlorophenol	<	10		ug/L	DO
OU5	K1-05	2/11/21		Phenanthrene	<	2		ug/L	D
OU5	K1-05	2/11/21		Phenol	<	2		ug/L	D
OU5	K1-05	2/11/21		Pyrene	<	2		ug/L	DO
OU5	K1-05	2/11/21		PCB 1016	<	0.56		ug/L	D
OU5	K1-05	2/11/21		PCB 1221	<	0.56		ug/L	D
OU5	K1-05	2/11/21		PCB 1232	<	0.56		ug/L	D
OU5	K1-05	2/11/21		PCB 1242	<	0.56		ug/L	D
OU5	K1-05	2/11/21		PCB 1248	<	0.56		ug/L	D
OU5	K1-05	2/11/21		PCB 1254	<	0.56		ug/L	D
OU5	K1-05	2/11/21		PCB 1260	<	0.56		ug/L	D
OU5	K1-05	2/11/21		1,1-Dichloroethane	<	0.5		ug/L	
OU5	K1-05	2/11/21		1,1-Dichloroethene	<	0.5		ug/L	
OU5	K1-05	2/11/21		1,1,1-Trichloroethane	<	0.5		ug/L	
OU5	K1-05	2/11/21		1,1,1,2-Tetrachloroethane	<	0.5		ug/L	
OU5	K1-05	2/11/21		1,1,2-Trichloroethane	<	0.5		ug/L	
OU5	K1-05	2/11/21		1,1,2,2-Tetrachloroethane	<	0.5		ug/L	
OU5	K1-05	2/11/21		1,2-Dibromo-3-chloropropane	<	1		ug/L	
OU5	K1-05	2/11/21		1,2-Dichloroethane	<	0.5		ug/L	
OU5	K1-05	2/11/21		1,2-Dichloroethene (total)	<	1		ug/L	
OU5	K1-05	2/11/21		1,2-Dichloropropane	<	0.5		ug/L	
OU5	K1-05	2/11/21		1,2,3-Trichloropropane	<	1		ug/L	
OU5	K1-05	2/11/21		1,4-Dichloro-2-butene	<	5		ug/L	
OU5	K1-05	2/11/21		1,4-Dioxane	<	100		ug/L	
OU5	K1-05	2/11/21		2-Butanone	<	10		ug/L	
OU5	K1-05	2/11/21		2-Chloro-1,3-butadiene	<	5		ug/L	
OU5	K1-05	2/11/21		2-Chloroethylvinylether	<	10		ug/L	
OU5	K1-05	2/11/21		2-Hexanone	<	10		ug/L	
OU5	K1-05	2/11/21		4-Methyl-2-pentanone	<	10		ug/L	
OU5	K1-05	2/11/21		Acetone	<	10		ug/L	
OU5	K1-05	2/11/21		Acetonitrile	<	100		ug/L	
OU5	K1-05	2/11/21		Acrolein	<	50		ug/L	
OU5	K1-05	2/11/21		Acrylonitrile	<	50		ug/L	
OU5	K1-05	2/11/21		Benzene	<	0.5		ug/L	O
OU5	K1-05	2/11/21		Benzyl Chloride	<	5		ug/L	
OU5	K1-05	2/11/21		Bromodichloromethane	<	0.5		ug/L	
OU5	K1-05	2/11/21		Bromoform	<	0.5		ug/L	

Attachment 1. Table 1. Groundwater analytical data, Site 300, 2021.

OU	Location	Date	Sample Type	Parameter	LOS Indicator	Result	Error	Units	QA Flag
OU5	K1-05	2/11/21		Bromomethane	<	0.5		ug/L	
OU5	K1-05	2/11/21		Carbon disulfide	<	5		ug/L	
OU5	K1-05	2/11/21		Carbon tetrachloride	<	0.5		ug/L	
OU5	K1-05	2/11/21		Chlorobenzene	<	0.5		ug/L	
OU5	K1-05	2/11/21		Chloroethane	<	0.5		ug/L	
OU5	K1-05	2/11/21		Chloroform	<	0.5		ug/L	
OU5	K1-05	2/11/21		Chloromethane	<	0.5		ug/L	
OU5	K1-05	2/11/21		cis-1,2-Dichloroethene	<	0.5		ug/L	
OU5	K1-05	2/11/21		cis-1,3-Dichloropropene	<	0.5		ug/L	
OU5	K1-05	2/11/21		Dibromochloromethane	<	0.5		ug/L	
OU5	K1-05	2/11/21		Dichlorodifluoromethane	<	0.5		ug/L	
OU5	K1-05	2/11/21		Ethanol	<	1000		ug/L	
OU5	K1-05	2/11/21		Ethylbenzene	<	0.5		ug/L	
OU5	K1-05	2/11/21		Methylene chloride	<	1		ug/L	
OU5	K1-05	2/11/21		Styrene	<	0.5		ug/L	
OU5	K1-05	2/11/21		Tetrachloroethene	<	0.5		ug/L	
OU5	K1-05	2/11/21		Toluene	<	0.5		ug/L	
OU5	K1-05	2/11/21		Total Xylene Isomers	<	1		ug/L	
OU5	K1-05	2/11/21		trans-1,2-Dichloroethene	<	0.5		ug/L	
OU5	K1-05	2/11/21		trans-1,3-Dichloropropene	<	0.5		ug/L	
OU5	K1-05	2/11/21		Trichloroethene	<	0.5		ug/L	
OU5	K1-05	2/11/21		Trichlorofluoromethane	<	0.5		ug/L	
OU5	K1-05	2/11/21		Trichlorotrifluoroethane		17		ug/L	
OU5	K1-05	2/11/21		Vinyl acetate	<	20		ug/L	
OU5	K1-05	2/11/21		Vinyl chloride	<	0.5		ug/L	
OU5	K1-05	2/11/21		HMX	<	1		ug/L	
OU5	K1-05	2/11/21		RDX	<	1		ug/L	
OU5	K1-05	2/11/21		Gross alpha		4.14	1.72	pCi/L	
OU5	K1-05	2/11/21		Gross beta		4.34	1.16	pCi/L	
OU5	K1-05	2/11/21		Tritium		202	78	pCi/L	
OU5	K1-05	2/11/21		Total Organic Carbon (TOC)	<	1		mg/L	
OU5	K1-05	2/11/21		Field Oxidation Potential (Eh)		109		mVolts	
OU5	K1-05	2/11/21		Field pH		7.44		Units	
OU5	K1-05	2/11/21		Field Specific Conductance		1037		umhos/cm	
OU5	K1-05	2/11/21		Field Temperature		20.2		Degrees C	
OU5	K1-05	2/11/21		Aluminum	<	0.2		mg/L	
OU5	K1-05	2/11/21		Bicarbonate Alk (as CaCO3)		150		mg/L	
OU5	K1-05	2/11/21		Calcium		43		mg/L	
OU5	K1-05	2/11/21		Carbonate Alk (as CaCO3)	<	4.1		mg/L	
OU5	K1-05	2/11/21		Chloride		48		mg/L	
OU5	K1-05	2/11/21		Copper	<	0.05		mg/L	B
OU5	K1-05	2/11/21		Fluoride		0.41		mg/L	
OU5	K1-05	2/11/21		Hydroxide Alk (as CaCO3)	<	4.1		mg/L	
OU5	K1-05	2/11/21		Iron	<	0.1		mg/L	
OU5	K1-05	2/11/21		Magnesium		22		mg/L	
OU5	K1-05	2/11/21		Manganese	<	0.03		mg/L	
OU5	K1-05	2/11/21		Nickel	<	0.1		mg/L	
OU5	K1-05	2/11/21		Nitrate (as N)		8		mg/L	
OU5	K1-05	2/11/21		Nitrate (as NO3)		35		mg/L	H
OU5	K1-05	2/11/21		Nitrite (as N)	<	0.5		mg/L	
OU5	K1-05	2/11/21		Ortho-Phosphate		0.28		mg/L	
OU5	K1-05	2/11/21		pH		7.92		Units	
OU5	K1-05	2/11/21		Potassium		2.9		mg/L	
OU5	K1-05	2/11/21		Sodium		42		mg/L	
OU5	K1-05	2/11/21		Specific Conductance		636		umhos/cm	
OU5	K1-05	2/11/21		Sulfate		54		mg/L	
OU5	K1-05	2/11/21		Surfactants	<	0.5		mg/L	
OU5	K1-05	2/11/21		Total Alkalinity (as CaCO3)		150		mg/L	
OU5	K1-05	2/11/21		Total dissolved solids (TDS)		460		mg/L	D
OU5	K1-05	2/11/21		Total Hardness (as CaCO3)		200		mg/L	
OU5	K1-05	2/11/21		Total Phosphorus (as PO4)		0.32		mg/L	
OU5	K1-05	2/11/21		Zinc	<	0.05		mg/L	
OU5	K1-05	2/11/21		Radium 226	<	0.25	0.15	pCi/L	
OU5	K1-05	2/11/21		Arsenic		0.013		mg/L	
OU5	K1-05	2/11/21		Barium		0.038		mg/L	
OU5	K1-05	2/11/21		Beryllium	<	0.0005		mg/L	

Attachment 1. Table 1. Groundwater analytical data, Site 300, 2021.

OU	Location	Date	Sample Type	Parameter	LOS Indicator	Result	Error	Units	QA Flag
OU5	K1-05	2/11/21		Cadmium	<	0.0005		mg/L	
OU5	K1-05	2/11/21		Cobalt	<	0.025		mg/L	
OU5	K1-05	2/11/21		Copper	<	0.01		mg/L	
OU5	K1-05	2/11/21		Lead	<	0.002		mg/L	
OU5	K1-05	2/11/21		Nickel	<	0.005		mg/L	
OU5	K1-05	2/11/21		Vanadium		0.064		mg/L	
OU5	K1-05	2/11/21		Zinc	<	0.02		mg/L	
OU5	K1-05	2/11/21		Chromium	<	0.001		mg/L	
OU5	K1-05	2/11/21		Iron	<	0.05		mg/L	
OU5	K1-05	2/11/21		Manganese	<	0.01		mg/L	
OU5	K1-05	2/11/21		Mercury		0.00021		mg/L	
OU5	K1-05	2/11/21		Selenium	<	0.002		mg/L	
OU5	K1-05	2/11/21		Silver	<	0.0005		mg/L	
OU5	K1-05	2/11/21		Sodium		42		mg/L	
OU5	K1-05	2/11/21	DUP	Arsenic		0.014		mg/L	
OU5	K1-05	2/11/21	DUP	Barium		0.038		mg/L	
OU5	K1-05	2/11/21	DUP	Beryllium	<	0.0001		mg/L	
OU5	K1-05	2/11/21	DUP	Cadmium	<	0.0001		mg/L	
OU5	K1-05	2/11/21	DUP	Cobalt	<	0.0001		mg/L	
OU5	K1-05	2/11/21	DUP	Copper	<	0.0005		mg/L	
OU5	K1-05	2/11/21	DUP	Lead	<	0.00025		mg/L	
OU5	K1-05	2/11/21	DUP	Nickel		0.0018		mg/L	
OU5	K1-05	2/11/21	DUP	Vanadium		0.067		mg/L	
OU5	K1-05	2/11/21	DUP	Zinc	<	0.005		mg/L	
OU5	K1-05	8/4/21		Thorium 228	<	0.25	0.0389	pCi/L	
OU5	K1-05	8/4/21		Thorium 230	<	0.15	0.0581	pCi/L	
OU5	K1-05	8/4/21		Thorium 232	<	0.15	0.0267	pCi/L	
OU5	K1-05	8/4/21		Uranium 234 and 233 (in activity)		1.61	0.273	pCi/L	O
OU5	K1-05	8/4/21		Uranium 235 and 236 (in activity)		0.122	0.0681	pCi/L	
OU5	K1-05	8/4/21		Uranium 238 (in activity)		0.9	0.18	pCi/L	
OU5	K1-05	8/4/21		Nitrate (as NO3)		35		mg/L	
OU5	K1-05	8/4/21		Perchlorate	<	2		ug/L	
OU5	K1-05	8/4/21		1,1-Dichloroethane	<	0.5		ug/L	
OU5	K1-05	8/4/21		1,1-Dichloroethene	<	0.5		ug/L	
OU5	K1-05	8/4/21		1,1,1-Trichloroethane	<	0.5		ug/L	
OU5	K1-05	8/4/21		1,1,1,2-Tetrachloroethane	<	0.5		ug/L	
OU5	K1-05	8/4/21		1,1,2-Trichloroethane	<	0.5		ug/L	
OU5	K1-05	8/4/21		1,1,2,2-Tetrachloroethane	<	0.5		ug/L	
OU5	K1-05	8/4/21		1,2-Dibromo-3-chloropropane	<	1		ug/L	
OU5	K1-05	8/4/21		1,2-Dichloroethane	<	0.5		ug/L	
OU5	K1-05	8/4/21		1,2-Dichloroethene (total)	<	1		ug/L	
OU5	K1-05	8/4/21		1,2-Dichloropropane	<	0.5		ug/L	
OU5	K1-05	8/4/21		1,2,3-Trichloropropane	<	1		ug/L	
OU5	K1-05	8/4/21		1,4-Dichloro-2-butene	<	5		ug/L	LO
OU5	K1-05	8/4/21		1,4-Dioxane	<	100		ug/L	
OU5	K1-05	8/4/21		2-Butanone	<	10		ug/L	
OU5	K1-05	8/4/21		2-Chloro-1,3-butadiene	<	5		ug/L	
OU5	K1-05	8/4/21		2-Hexanone	<	10		ug/L	
OU5	K1-05	8/4/21		4-Methyl-2-pentanone	<	10		ug/L	
OU5	K1-05	8/4/21		Acetone	<	10		ug/L	
OU5	K1-05	8/4/21		Acetonitrile	<	100		ug/L	J
OU5	K1-05	8/4/21		Acrolein	<	50		ug/L	J
OU5	K1-05	8/4/21		Acrylonitrile	<	50		ug/L	
OU5	K1-05	8/4/21		Benzene	<	0.5		ug/L	
OU5	K1-05	8/4/21		Benzyl Chloride	<	5		ug/L	J
OU5	K1-05	8/4/21		Bromodichloromethane	<	0.5		ug/L	
OU5	K1-05	8/4/21		Bromoform	<	0.5		ug/L	
OU5	K1-05	8/4/21		Carbon disulfide	<	5		ug/L	
OU5	K1-05	8/4/21		Carbon tetrachloride	<	0.5		ug/L	
OU5	K1-05	8/4/21		Chlorobenzene	<	0.5		ug/L	
OU5	K1-05	8/4/21		Chloroethane	<	0.5		ug/L	
OU5	K1-05	8/4/21		Chloroform	<	0.5		ug/L	
OU5	K1-05	8/4/21		Chloromethane	<	0.5		ug/L	
OU5	K1-05	8/4/21		cis-1,2-Dichloroethene	<	0.5		ug/L	
OU5	K1-05	8/4/21		cis-1,3-Dichloropropene	<	0.5		ug/L	
OU5	K1-05	8/4/21		Dibromochloromethane	<	0.5		ug/L	

Attachment 1. Table 1. Groundwater analytical data, Site 300, 2021.

OU	Location	Date	Sample Type	Parameter	LOS Indicator	Result	Error	Units	QA Flag
OU5	K1-05	8/4/21		Dichlorodifluoromethane	<	0.5		ug/L	
OU5	K1-05	8/4/21		Ethanol	<	1000		ug/L	
OU5	K1-05	8/4/21		Ethylbenzene	<	0.5		ug/L	
OU5	K1-05	8/4/21		Methylene chloride	<	1		ug/L	
OU5	K1-05	8/4/21		Styrene	<	0.5		ug/L	
OU5	K1-05	8/4/21		Tetrachloroethene	<	0.5		ug/L	
OU5	K1-05	8/4/21		Toluene	<	0.5		ug/L	
OU5	K1-05	8/4/21		Total Xylene Isomers	<	1		ug/L	
OU5	K1-05	8/4/21		trans-1,2-Dichloroethene	<	0.5		ug/L	
OU5	K1-05	8/4/21		trans-1,3-Dichloropropene	<	0.5		ug/L	
OU5	K1-05	8/4/21		Trichloroethene	<	0.5		ug/L	
OU5	K1-05	8/4/21		Trichlorofluoromethane	<	0.5		ug/L	
OU5	K1-05	8/4/21		Trichlorotrifluoroethane		17		ug/L	
OU5	K1-05	8/4/21		Vinyl acetate	<	20		ug/L	L
OU5	K1-05	8/4/21		Vinyl chloride	<	0.5		ug/L	
OU5	K1-05	8/4/21		HMX	<	1.1		ug/L	D
OU5	K1-05	8/4/21		RDX	<	1.1		ug/L	D
OU5	K1-05	8/4/21		Gross alpha		4.58	2.13	pCi/L	
OU5	K1-05	8/4/21		Gross beta		3.64	1.24	pCi/L	
OU5	K1-05	8/4/21		Tritium		189	82.8	pCi/L	
OU5	K1-05	8/4/21		Field Oxidation Potential (Eh)		89		mVolts	
OU5	K1-05	8/4/21		Field pH		7.42		Units	
OU5	K1-05	8/4/21		Field Specific Conductance		1001		umhos/cm	
OU5	K1-05	8/4/21		Field Temperature		22.4		Degrees C	
OU5	K1-05	8/4/21		Radium 226	<	0.25	0.16	pCi/L	
OU5	K1-05	8/4/21		Arsenic		0.014		mg/L	
OU5	K1-05	8/4/21		Barium		0.037		mg/L	
OU5	K1-05	8/4/21		Beryllium	<	0.0005		mg/L	
OU5	K1-05	8/4/21		Cadmium	<	0.0005		mg/L	E
OU5	K1-05	8/4/21		Cobalt	<	0.025		mg/L	E
OU5	K1-05	8/4/21		Copper	<	0.01		mg/L	E
OU5	K1-05	8/4/21		Lead	<	0.002		mg/L	
OU5	K1-05	8/4/21		Nickel	<	0.005		mg/L	E
OU5	K1-05	8/4/21		Vanadium		0.064		mg/L	
OU5	K1-05	8/4/21		Zinc	<	0.02		mg/L	
OU5	K1-05	8/4/21		Chromium	<	0.001		mg/L	E
OU5	K1-05	8/4/21		Iron	<	0.05		mg/L	
OU5	K1-05	8/4/21		Manganese	<	0.01		mg/L	
OU5	K1-05	8/4/21		Mercury	<	0.0002		mg/L	EO
OU5	K1-05	8/4/21		Selenium		0.0021		mg/L	
OU5	K1-05	8/4/21		Silver	<	0.0005		mg/L	
OU5	K1-05	8/4/21		Sodium		41		mg/L	
OU5	K1-05	8/4/21	DUP	Thorium 228	<	0.25	0.0886	pCi/L	
OU5	K1-05	8/4/21	DUP	Thorium 230	<	0.15	0.0467	pCi/L	
OU5	K1-05	8/4/21	DUP	Thorium 232	<	0.15	0.0393	pCi/L	
OU5	K1-05	8/4/21	DUP	Uranium 234 and 233 (in activity)		1.99	0.258	pCi/L	O
OU5	K1-05	8/4/21	DUP	Uranium 235 and 236 (in activity)		0.102	0.048	pCi/L	
OU5	K1-05	8/4/21	DUP	Uranium 238 (in activity)		0.932	0.148	pCi/L	
OU5	K1-05	8/4/21	DUP	Nitrate (as NO3)		35		mg/L	
OU5	K1-05	8/4/21	DUP	Perchlorate	<	2		ug/L	
OU5	K1-05	8/4/21	DUP	1,1-Dichloroethane	<	0.5		ug/L	
OU5	K1-05	8/4/21	DUP	1,1-Dichloroethene	<	0.5		ug/L	
OU5	K1-05	8/4/21	DUP	1,1,1-Trichloroethane	<	0.5		ug/L	
OU5	K1-05	8/4/21	DUP	1,1,1,2-Tetrachloroethane	<	0.5		ug/L	
OU5	K1-05	8/4/21	DUP	1,1,2-Trichloroethane	<	0.5		ug/L	
OU5	K1-05	8/4/21	DUP	1,1,2,2-Tetrachloroethane	<	0.5		ug/L	
OU5	K1-05	8/4/21	DUP	1,2-Dibromo-3-chloropropane	<	1		ug/L	
OU5	K1-05	8/4/21	DUP	1,2-Dichloroethane	<	0.5		ug/L	
OU5	K1-05	8/4/21	DUP	1,2-Dichloroethene (total)	<	1		ug/L	
OU5	K1-05	8/4/21	DUP	1,2-Dichloropropane	<	0.5		ug/L	
OU5	K1-05	8/4/21	DUP	1,2,3-Trichloropropane	<	1		ug/L	
OU5	K1-05	8/4/21	DUP	1,4-Dichloro-2-butene	<	5		ug/L	LO
OU5	K1-05	8/4/21	DUP	1,4-Dioxane	<	100		ug/L	
OU5	K1-05	8/4/21	DUP	2-Butanone	<	10		ug/L	
OU5	K1-05	8/4/21	DUP	2-Chloro-1,3-butadiene	<	5		ug/L	
OU5	K1-05	8/4/21	DUP	2-Hexanone	<	10		ug/L	

Attachment 1. Table 1. Groundwater analytical data, Site 300, 2021.

OU	Location	Date	Sample Type	Parameter	LOS Indicator	Result	Error	Units	QA Flag
OU5	K1-05	8/4/21	DUP	4-Methyl-2-pentanone	<	10		ug/L	
OU5	K1-05	8/4/21	DUP	Acetone	<	10		ug/L	
OU5	K1-05	8/4/21	DUP	Acetonitrile	<	100		ug/L	J
OU5	K1-05	8/4/21	DUP	Acrolein	<	50		ug/L	J
OU5	K1-05	8/4/21	DUP	Acrylonitrile	<	50		ug/L	
OU5	K1-05	8/4/21	DUP	Benzene	<	0.5		ug/L	
OU5	K1-05	8/4/21	DUP	Benzyl Chloride	<	5		ug/L	J
OU5	K1-05	8/4/21	DUP	Bromodichloromethane	<	0.5		ug/L	
OU5	K1-05	8/4/21	DUP	Bromoform	<	0.5		ug/L	
OU5	K1-05	8/4/21	DUP	Carbon disulfide	<	5		ug/L	
OU5	K1-05	8/4/21	DUP	Carbon tetrachloride	<	0.5		ug/L	
OU5	K1-05	8/4/21	DUP	Chlorobenzene	<	0.5		ug/L	
OU5	K1-05	8/4/21	DUP	Chloroethane	<	0.5		ug/L	
OU5	K1-05	8/4/21	DUP	Chloroform	<	0.5		ug/L	
OU5	K1-05	8/4/21	DUP	Chloromethane	<	0.5		ug/L	
OU5	K1-05	8/4/21	DUP	cis-1,2-Dichloroethene	<	0.5		ug/L	
OU5	K1-05	8/4/21	DUP	cis-1,3-Dichloropropene	<	0.5		ug/L	
OU5	K1-05	8/4/21	DUP	Dibromochloromethane	<	0.5		ug/L	
OU5	K1-05	8/4/21	DUP	Dichlorodifluoromethane	<	0.5		ug/L	
OU5	K1-05	8/4/21	DUP	Ethanol	<	1000		ug/L	
OU5	K1-05	8/4/21	DUP	Ethylbenzene	<	0.5		ug/L	
OU5	K1-05	8/4/21	DUP	Methylene chloride	<	1		ug/L	
OU5	K1-05	8/4/21	DUP	Styrene	<	0.5		ug/L	
OU5	K1-05	8/4/21	DUP	Tetrachloroethene	<	0.5		ug/L	
OU5	K1-05	8/4/21	DUP	Toluene	<	0.5		ug/L	
OU5	K1-05	8/4/21	DUP	Total Xylene Isomers	<	1		ug/L	
OU5	K1-05	8/4/21	DUP	trans-1,2-Dichloroethene	<	0.5		ug/L	
OU5	K1-05	8/4/21	DUP	trans-1,3-Dichloropropene	<	0.5		ug/L	
OU5	K1-05	8/4/21	DUP	Trichloroethene	<	0.5		ug/L	
OU5	K1-05	8/4/21	DUP	Trichlorofluoromethane	<	0.5		ug/L	
OU5	K1-05	8/4/21	DUP	Trichlorotrifluoroethane		16		ug/L	
OU5	K1-05	8/4/21	DUP	Vinyl acetate	<	20		ug/L	L
OU5	K1-05	8/4/21	DUP	Vinyl chloride	<	0.5		ug/L	
OU5	K1-05	8/4/21	DUP	HMX	<	1		ug/L	D
OU5	K1-05	8/4/21	DUP	RDX	<	1		ug/L	D
OU5	K1-05	8/4/21	DUP	Gross alpha	<	2	1.32	pCi/L	
OU5	K1-05	8/4/21	DUP	Gross beta		3.22	1.3	pCi/L	
OU5	K1-05	8/4/21	DUP	Tritium		217	86.5	pCi/L	
OU5	K1-05	8/4/21	DUP	Radium 226	<	0.25	0.17	pCi/L	
OU5	K1-05	8/4/21	DUP	Arsenic		0.014		mg/L	
OU5	K1-05	8/4/21	DUP	Barium		0.037		mg/L	
OU5	K1-05	8/4/21	DUP	Beryllium	<	0.0005		mg/L	
OU5	K1-05	8/4/21	DUP	Cadmium	<	0.0005		mg/L	E
OU5	K1-05	8/4/21	DUP	Cobalt	<	0.025		mg/L	E
OU5	K1-05	8/4/21	DUP	Copper	<	0.01		mg/L	E
OU5	K1-05	8/4/21	DUP	Lead	<	0.002		mg/L	
OU5	K1-05	8/4/21	DUP	Nickel	<	0.005		mg/L	E
OU5	K1-05	8/4/21	DUP	Vanadium		0.064		mg/L	
OU5	K1-05	8/4/21	DUP	Zinc	<	0.02		mg/L	
OU5	K1-05	8/4/21	DUP	Chromium	<	0.001		mg/L	E
OU5	K1-05	8/4/21	DUP	Iron	<	0.05		mg/L	
OU5	K1-05	8/4/21	DUP	Manganese	<	0.01		mg/L	
OU5	K1-05	8/4/21	DUP	Mercury	<	0.0002		mg/L	EO
OU5	K1-05	8/4/21	DUP	Selenium		0.0029		mg/L	
OU5	K1-05	8/4/21	DUP	Silver	<	0.0005		mg/L	
OU5	K1-05	8/4/21	DUP	Sodium		40		mg/L	
OU5	K1-05	12/8/21		Thorium 228	<	0.25	0.0245	pCi/L	
OU5	K1-05	12/8/21		Thorium 230	<	0.15	0.0347	pCi/L	
OU5	K1-05	12/8/21		Thorium 232	<	0.15	0.0145	pCi/L	
OU5	K1-05	12/8/21		Uranium 234 and 233 (in activity)		2.03	0.257	pCi/L	
OU5	K1-05	12/8/21		Uranium 235 and 236 (in activity)	<	0.1	0.0421	pCi/L	
OU5	K1-05	12/8/21		Uranium 238 (in activity)		0.915	0.141	pCi/L	
OU5	K1-05	12/8/21		Nitrate (as NO3)		37		mg/L	
OU5	K1-05	12/8/21		Perchlorate	<	2		ug/L	H
OU5	K1-05	12/8/21		1,1-Dichloroethane	<	0.5		ug/L	
OU5	K1-05	12/8/21		1,1-Dichloroethene	<	0.5		ug/L	

Attachment 1. Table 1. Groundwater analytical data, Site 300, 2021.

OU	Location	Date	Sample Type	Parameter	LOS Indicator	Result	Error	Units	QA Flag
OU5	K1-05	12/8/21		1,1,1-Trichloroethane	<	0.5		ug/L	
OU5	K1-05	12/8/21		1,1,1,2-Tetrachloroethane	<	0.5		ug/L	
OU5	K1-05	12/8/21		1,1,2-Trichloroethane	<	0.5		ug/L	
OU5	K1-05	12/8/21		1,1,2,2-Tetrachloroethane	<	0.5		ug/L	
OU5	K1-05	12/8/21		1,2-Dibromo-3-chloropropane	<	1		ug/L	
OU5	K1-05	12/8/21		1,2-Dichloroethane	<	0.5		ug/L	
OU5	K1-05	12/8/21		1,2-Dichloroethene (total)	<	1		ug/L	
OU5	K1-05	12/8/21		1,2-Dichloropropane	<	0.5		ug/L	
OU5	K1-05	12/8/21		1,2,3-Trichloropropane	<	1		ug/L	
OU5	K1-05	12/8/21		1,4-Dichloro-2-butene	<	5		ug/L	L
OU5	K1-05	12/8/21		1,4-Dioxane	<	100		ug/L	
OU5	K1-05	12/8/21		2-Butanone	<	10		ug/L	
OU5	K1-05	12/8/21		2-Chloro-1,3-butadiene	<	5		ug/L	
OU5	K1-05	12/8/21		2-Chloroethylvinylether	<	10		ug/L	
OU5	K1-05	12/8/21		2-Hexanone	<	10		ug/L	
OU5	K1-05	12/8/21		4-Methyl-2-pentanone	<	10		ug/L	
OU5	K1-05	12/8/21		Acetone	<	10		ug/L	
OU5	K1-05	12/8/21		Acetonitrile	<	100		ug/L	
OU5	K1-05	12/8/21		Acrolein	<	50		ug/L	
OU5	K1-05	12/8/21		Acrylonitrile	<	50		ug/L	
OU5	K1-05	12/8/21		Benzene	<	0.5		ug/L	
OU5	K1-05	12/8/21		Benzyl Chloride	<	5		ug/L	L
OU5	K1-05	12/8/21		Bromodichloromethane	<	0.5		ug/L	
OU5	K1-05	12/8/21		Bromoform	<	0.5		ug/L	
OU5	K1-05	12/8/21		Bromomethane	<	0.5		ug/L	
OU5	K1-05	12/8/21		Carbon disulfide	<	5		ug/L	
OU5	K1-05	12/8/21		Carbon tetrachloride	<	0.5		ug/L	
OU5	K1-05	12/8/21		Chlorobenzene	<	0.5		ug/L	
OU5	K1-05	12/8/21		Chloroethane	<	0.5		ug/L	
OU5	K1-05	12/8/21		Chloroform	<	0.5		ug/L	
OU5	K1-05	12/8/21		Chloromethane	<	0.5		ug/L	
OU5	K1-05	12/8/21		cis-1,2-Dichloroethene	<	0.5		ug/L	
OU5	K1-05	12/8/21		cis-1,3-Dichloropropene	<	0.5		ug/L	
OU5	K1-05	12/8/21		Dibromochloromethane	<	0.5		ug/L	
OU5	K1-05	12/8/21		Dichlorodifluoromethane	<	0.5		ug/L	
OU5	K1-05	12/8/21		Ethanol	<	1000		ug/L	
OU5	K1-05	12/8/21		Ethylbenzene	<	0.5		ug/L	
OU5	K1-05	12/8/21		Methylene chloride	<	1		ug/L	
OU5	K1-05	12/8/21		Styrene	<	0.5		ug/L	
OU5	K1-05	12/8/21		Tetrachloroethene	<	0.5		ug/L	
OU5	K1-05	12/8/21		Toluene	<	0.5		ug/L	
OU5	K1-05	12/8/21		Total Xylene Isomers	<	1		ug/L	
OU5	K1-05	12/8/21		trans-1,2-Dichloroethene	<	0.5		ug/L	
OU5	K1-05	12/8/21		trans-1,3-Dichloropropene	<	0.5		ug/L	
OU5	K1-05	12/8/21		Trichloroethene	<	0.5		ug/L	
OU5	K1-05	12/8/21		Trichlorofluoromethane	<	0.5		ug/L	
OU5	K1-05	12/8/21		Trichlorotrifluoroethane		16		ug/L	
OU5	K1-05	12/8/21		Vinyl acetate	<	20		ug/L	
OU5	K1-05	12/8/21		Vinyl chloride	<	0.5		ug/L	
OU5	K1-05	12/8/21		HMX	<	1		ug/L	
OU5	K1-05	12/8/21		RDX	<	1		ug/L	
OU5	K1-05	12/8/21		Gross alpha	<	2	1.29	pCi/L	
OU5	K1-05	12/8/21		Gross beta	<	3	0.979	pCi/L	
OU5	K1-05	12/8/21		Tritium		338	104	pCi/L	
OU5	K1-05	12/8/21		Field Oxidation Potential (Eh)		72		mVolts	
OU5	K1-05	12/8/21		Field pH		7.67		Units	
OU5	K1-05	12/8/21		Field Specific Conductance		610.9		umhos/cm	
OU5	K1-05	12/8/21		Field Temperature		23.6		Degrees C	
OU5	K1-05	12/8/21		Total Uranium (in activity)		2.9	0.04	pCi/L	D
OU5	K1-05	12/8/21		Total Uranium (in mass)		2.7	0.0083	ug/L	D
OU5	K1-05	12/8/21		Uranium 234 (in activity)		2	0.04	pCi/L	D
OU5	K1-05	12/8/21		Uranium 234/238		0.0001154	0.0000023	atom/atom	D
OU5	K1-05	12/8/21		Uranium 235 (in activity)		0.042	0.00035	pCi/L	D
OU5	K1-05	12/8/21		Uranium 235/238		0.007222	0.000055	atom/atom	D
OU5	K1-05	12/8/21		Uranium 236 (in activity)	<	0.00018		pCi/L	D
OU5	K1-05	12/8/21		Uranium 236/238	<	0.000001		atom/atom	D

Attachment 1. Table 1. Groundwater analytical data, Site 300, 2021.

OU	Location	Date	Sample Type	Parameter	LOS Indicator	Result	Error	Units	QA Flag
OU5	K1-05	12/8/21		Uranium 238 (in activity)		0.91	0.0028	pCi/L	D
OU5	K1-05	12/8/21		Uranium 238 (in mass)		2.7	0.0083	ug/L	D
OU5	K1-05	12/8/21		Radium 226	<	0.25	0.093	pCi/L	
OU5	K1-05	12/8/21		Arsenic		0.015		mg/L	
OU5	K1-05	12/8/21		Barium		0.037		mg/L	
OU5	K1-05	12/8/21		Beryllium	<	0.0005		mg/L	
OU5	K1-05	12/8/21		Cadmium	<	0.0005		mg/L	
OU5	K1-05	12/8/21		Cobalt	<	0.001		mg/L	
OU5	K1-05	12/8/21		Copper	<	0.01		mg/L	
OU5	K1-05	12/8/21		Lead	<	0.002		mg/L	
OU5	K1-05	12/8/21		Nickel	<	0.005		mg/L	
OU5	K1-05	12/8/21		Vanadium		0.067		mg/L	
OU5	K1-05	12/8/21		Zinc		0.022		mg/L	
OU5	K1-07	1/12/21		Thorium 228	<	0.25	0.0264	pCi/L	
OU5	K1-07	1/12/21		Thorium 230	<	0.15	0.0304	pCi/L	
OU5	K1-07	1/12/21		Thorium 232	<	0.15	0.02	pCi/L	
OU5	K1-07	1/12/21		Uranium 234 and 233 (in activity)		1.95	0.305	pCi/L	
OU5	K1-07	1/12/21		Uranium 235 and 236 (in activity)	<	0.1	0.054	pCi/L	
OU5	K1-07	1/12/21		Uranium 238 (in activity)		1.06	0.197	pCi/L	
OU5	K1-07	1/12/21		Nitrate (as NO3)		32		mg/L	
OU5	K1-07	1/12/21		Perchlorate	<	4		ug/L	
OU5	K1-07	1/12/21		Aldrin	<	0.005		ug/L	D
OU5	K1-07	1/12/21		BHC, alpha isomer	<	0.005		ug/L	D
OU5	K1-07	1/12/21		BHC, beta isomer	<	0.005		ug/L	D
OU5	K1-07	1/12/21		BHC, delta isomer	<	0.005		ug/L	D
OU5	K1-07	1/12/21		BHC, gamma isomer (Lindane)	<	0.005		ug/L	D
OU5	K1-07	1/12/21		Chlordane	<	0.5		ug/L	D
OU5	K1-07	1/12/21		Dieldrin	<	0.005		ug/L	D
OU5	K1-07	1/12/21		Endosulfan I	<	0.005		ug/L	D
OU5	K1-07	1/12/21		Endosulfan II	<	0.005		ug/L	D
OU5	K1-07	1/12/21		Endosulfan sulfate	<	0.005		ug/L	D
OU5	K1-07	1/12/21		Endrin	<	0.005		ug/L	D
OU5	K1-07	1/12/21		Endrin aldehyde	<	0.01		ug/L	D
OU5	K1-07	1/12/21		Heptachlor	<	0.005		ug/L	D
OU5	K1-07	1/12/21		Heptachlor epoxide	<	0.005		ug/L	D
OU5	K1-07	1/12/21		Methoxychlor	<	0.005		ug/L	D
OU5	K1-07	1/12/21		p,p-DDD	<	0.005		ug/L	D
OU5	K1-07	1/12/21		p,p-DDE	<	0.005		ug/L	D
OU5	K1-07	1/12/21		p,p-DDT	<	0.005		ug/L	D
OU5	K1-07	1/12/21		PCB 1016	<	0.2		ug/L	D
OU5	K1-07	1/12/21		PCB 1221	<	0.2		ug/L	D
OU5	K1-07	1/12/21		PCB 1232	<	0.2		ug/L	D
OU5	K1-07	1/12/21		PCB 1242	<	0.2		ug/L	D
OU5	K1-07	1/12/21		PCB 1248	<	0.2		ug/L	D
OU5	K1-07	1/12/21		PCB 1254	<	0.2		ug/L	D
OU5	K1-07	1/12/21		PCB 1260	<	0.2		ug/L	D
OU5	K1-07	1/12/21		Total PCBs	<	0.2		ug/L	D
OU5	K1-07	1/12/21		Toxaphene	<	2		ug/L	D
OU5	K1-07	1/12/21		1,2-Dichlorobenzene	<	2		ug/L	D
OU5	K1-07	1/12/21		1,2,4-Trichlorobenzene	<	2		ug/L	D
OU5	K1-07	1/12/21		1,3-Dichlorobenzene	<	2		ug/L	D
OU5	K1-07	1/12/21		1,4-Dichlorobenzene	<	2		ug/L	D
OU5	K1-07	1/12/21		2-Chloronaphthalene	<	2		ug/L	D
OU5	K1-07	1/12/21		2-Chlorophenol	<	2		ug/L	D
OU5	K1-07	1/12/21		2-Methyl-4,6-dinitrophenol	<	10		ug/L	D
OU5	K1-07	1/12/21		2-Methylnaphthalene	<	2		ug/L	D
OU5	K1-07	1/12/21		2-Nitroaniline	<	2		ug/L	D
OU5	K1-07	1/12/21		2,4-Dichlorophenol	<	2		ug/L	D
OU5	K1-07	1/12/21		2,4-Dimethylphenol	<	2		ug/L	D
OU5	K1-07	1/12/21		2,4-Dinitrophenol	<	10		ug/L	D
OU5	K1-07	1/12/21		2,4-Dinitrotoluene	<	2		ug/L	D
OU5	K1-07	1/12/21		2,4,5-Trichlorophenol	<	5		ug/L	D
OU5	K1-07	1/12/21		2,4,6-Trichlorophenol	<	5		ug/L	D
OU5	K1-07	1/12/21		2,6-Dinitrotoluene	<	2		ug/L	D
OU5	K1-07	1/12/21		3-Nitroaniline	<	2		ug/L	D
OU5	K1-07	1/12/21		3,3-Dichlorobenzidine	<	10		ug/L	D

Attachment 1. Table 1. Groundwater analytical data, Site 300, 2021.

OU	Location	Date	Sample Type	Parameter	LOS Indicator	Result	Error	Units	QA Flag
OU5	K1-07	1/12/21		4-Bromophenylphenylether	<	2		ug/L	D
OU5	K1-07	1/12/21		4-Chloro-3-methylphenol	<	5		ug/L	D
OU5	K1-07	1/12/21		4-Chloroaniline	<	2		ug/L	D
OU5	K1-07	1/12/21		4-Chlorophenylphenylether	<	2		ug/L	D
OU5	K1-07	1/12/21		4-Nitroaniline	<	5		ug/L	D
OU5	K1-07	1/12/21		4-Nitrophenol	<	2		ug/L	D
OU5	K1-07	1/12/21		Acenaphthene	<	2		ug/L	D
OU5	K1-07	1/12/21		Acenaphthylene	<	2		ug/L	D
OU5	K1-07	1/12/21		Anthracene	<	2		ug/L	D
OU5	K1-07	1/12/21		Benzo(a)anthracene	<	2		ug/L	D
OU5	K1-07	1/12/21		Benzo(a)pyrene	<	2		ug/L	D
OU5	K1-07	1/12/21		Benzo(b)fluoranthene	<	2		ug/L	D
OU5	K1-07	1/12/21		Benzo(g,h,i)perylene	<	2		ug/L	D
OU5	K1-07	1/12/21		Benzo(k)fluoranthene	<	2		ug/L	D
OU5	K1-07	1/12/21		Benzoic Acid	<	10		ug/L	D
OU5	K1-07	1/12/21		Benzyl Alcohol	<	2		ug/L	D
OU5	K1-07	1/12/21		Bis(2-chloroethoxy)methane	<	2		ug/L	D
OU5	K1-07	1/12/21		Bis(2-chloroisopropyl)ether	<	2		ug/L	D
OU5	K1-07	1/12/21		Bis(2-ethylhexyl)phthalate	<	5		ug/L	D
OU5	K1-07	1/12/21		Butylbenzylphthalate	<	2		ug/L	D
OU5	K1-07	1/12/21		Chrysene	<	2		ug/L	D
OU5	K1-07	1/12/21		Di-n-octylphthalate	<	2		ug/L	D
OU5	K1-07	1/12/21		Dibenzo(a,h)anthracene	<	3		ug/L	D
OU5	K1-07	1/12/21		Dibenzofuran	<	2		ug/L	D
OU5	K1-07	1/12/21		Dibutylphthalate	<	2		ug/L	D
OU5	K1-07	1/12/21		Diethylphthalate	<	2		ug/L	D
OU5	K1-07	1/12/21		Dimethylphthalate	<	2		ug/L	D
OU5	K1-07	1/12/21		Fluoranthene	<	2		ug/L	D
OU5	K1-07	1/12/21		Fluorene	<	2		ug/L	D
OU5	K1-07	1/12/21		Hexachlorobenzene	<	2		ug/L	D
OU5	K1-07	1/12/21		Hexachlorobutadiene	<	2		ug/L	D
OU5	K1-07	1/12/21		Hexachlorocyclopentadiene	<	2		ug/L	D
OU5	K1-07	1/12/21		Indeno(1,2,3-c,d)pyrene	<	2		ug/L	D
OU5	K1-07	1/12/21		Isophorone	<	2		ug/L	D
OU5	K1-07	1/12/21		m- and p- Cresol	<	2		ug/L	D
OU5	K1-07	1/12/21		N-Nitrosodi-n-propylamine	<	2		ug/L	D
OU5	K1-07	1/12/21		Naphthalene	<	2		ug/L	D
OU5	K1-07	1/12/21		Nitrobenzene	<	2		ug/L	D
OU5	K1-07	1/12/21		o-Cresol	<	2		ug/L	D
OU5	K1-07	1/12/21		Pentachlorophenol	<	10		ug/L	D
OU5	K1-07	1/12/21		Phenanthrene	<	2		ug/L	D
OU5	K1-07	1/12/21		Phenol	<	2		ug/L	D
OU5	K1-07	1/12/21		Pyrene	<	2		ug/L	D
OU5	K1-07	1/12/21		PCB 1016	<	0.5		ug/L	D
OU5	K1-07	1/12/21		PCB 1221	<	0.5		ug/L	D
OU5	K1-07	1/12/21		PCB 1232	<	0.5		ug/L	D
OU5	K1-07	1/12/21		PCB 1242	<	0.5		ug/L	D
OU5	K1-07	1/12/21		PCB 1248	<	0.5		ug/L	D
OU5	K1-07	1/12/21		PCB 1254	<	0.5		ug/L	D
OU5	K1-07	1/12/21		PCB 1260	<	0.5		ug/L	D
OU5	K1-07	1/12/21		1,1-Dichloroethane	<	0.5		ug/L	
OU5	K1-07	1/12/21		1,1-Dichloroethene	<	0.5		ug/L	
OU5	K1-07	1/12/21		1,1,1-Trichloroethane	<	0.5		ug/L	
OU5	K1-07	1/12/21		1,1,1,2-Tetrachloroethane	<	0.5		ug/L	
OU5	K1-07	1/12/21		1,1,2-Trichloroethane	<	0.5		ug/L	
OU5	K1-07	1/12/21		1,1,2,2-Tetrachloroethane	<	0.5		ug/L	
OU5	K1-07	1/12/21		1,2-Dibromo-3-chloropropane	<	1		ug/L	
OU5	K1-07	1/12/21		1,2-Dichloroethane	<	0.5		ug/L	
OU5	K1-07	1/12/21		1,2-Dichloroethene (total)	<	1		ug/L	
OU5	K1-07	1/12/21		1,2-Dichloropropane	<	0.5		ug/L	
OU5	K1-07	1/12/21		1,2,3-Trichloropropane	<	1		ug/L	
OU5	K1-07	1/12/21		1,4-Dichloro-2-butene	<	5		ug/L	
OU5	K1-07	1/12/21		1,4-Dioxane	<	100		ug/L	
OU5	K1-07	1/12/21		2-Butanone	<	10		ug/L	
OU5	K1-07	1/12/21		2-Chloro-1,3-butadiene	<	5		ug/L	
OU5	K1-07	1/12/21		2-Chloroethylvinylether	<	10		ug/L	

Attachment 1. Table 1. Groundwater analytical data, Site 300, 2021.

OU	Location	Date	Sample Type	Parameter	LOS Indicator	Result	Error	Units	QA Flag
OU5	K1-07	1/12/21		2-Hexanone	<	10		ug/L	
OU5	K1-07	1/12/21		4-Methyl-2-pentanone	<	10		ug/L	
OU5	K1-07	1/12/21		Acetone	<	10		ug/L	
OU5	K1-07	1/12/21		Acetonitrile	<	100		ug/L	
OU5	K1-07	1/12/21		Acrolein	<	50		ug/L	
OU5	K1-07	1/12/21		Acrylonitrile	<	50		ug/L	
OU5	K1-07	1/12/21		Benzene	<	0.5		ug/L	
OU5	K1-07	1/12/21		Benzyl Chloride	<	5		ug/L	
OU5	K1-07	1/12/21		Bromodichloromethane	<	0.5		ug/L	
OU5	K1-07	1/12/21		Bromoform	<	0.5		ug/L	
OU5	K1-07	1/12/21		Bromomethane	<	0.5		ug/L	
OU5	K1-07	1/12/21		Carbon disulfide	<	5		ug/L	
OU5	K1-07	1/12/21		Carbon tetrachloride	<	0.5		ug/L	
OU5	K1-07	1/12/21		Chlorobenzene	<	0.5		ug/L	
OU5	K1-07	1/12/21		Chloroethane	<	0.5		ug/L	
OU5	K1-07	1/12/21		Chloroform	<	0.5		ug/L	
OU5	K1-07	1/12/21		Chloromethane	<	0.5		ug/L	
OU5	K1-07	1/12/21		cis-1,2-Dichloroethene	<	0.5		ug/L	
OU5	K1-07	1/12/21		cis-1,3-Dichloropropene	<	0.5		ug/L	
OU5	K1-07	1/12/21		Dibromochloromethane	<	0.5		ug/L	
OU5	K1-07	1/12/21		Dichlorodifluoromethane	<	0.5		ug/L	
OU5	K1-07	1/12/21		Ethanol	<	1000		ug/L	
OU5	K1-07	1/12/21		Ethylbenzene	<	0.5		ug/L	
OU5	K1-07	1/12/21		Methylene chloride	<	1		ug/L	
OU5	K1-07	1/12/21		Styrene	<	0.5		ug/L	
OU5	K1-07	1/12/21		Tetrachloroethene	<	0.5		ug/L	
OU5	K1-07	1/12/21		Toluene	<	0.5		ug/L	
OU5	K1-07	1/12/21		Total Xylene Isomers	<	1		ug/L	
OU5	K1-07	1/12/21		trans-1,2-Dichloroethene	<	0.5		ug/L	
OU5	K1-07	1/12/21		trans-1,3-Dichloropropene	<	0.5		ug/L	
OU5	K1-07	1/12/21		Trichloroethene	<	0.5		ug/L	
OU5	K1-07	1/12/21		Trichlorofluoromethane	<	0.5		ug/L	
OU5	K1-07	1/12/21		Trichlorotrifluoroethane		1.1		ug/L	
OU5	K1-07	1/12/21		Vinyl acetate	<	20		ug/L	
OU5	K1-07	1/12/21		Vinyl chloride	<	0.5		ug/L	
OU5	K1-07	1/12/21		HMX	<	1		ug/L	
OU5	K1-07	1/12/21		RDX	<	1		ug/L	
OU5	K1-07	1/12/21		Gross alpha	<	2	1.32	pCi/L	
OU5	K1-07	1/12/21		Gross beta		3.72	1.19	pCi/L	
OU5	K1-07	1/12/21		Tritium		171	73.2	pCi/L	
OU5	K1-07	1/12/21		Total Organic Carbon (TOC)	<	1		mg/L	
OU5	K1-07	1/12/21		Field Oxidation Potential (Eh)		73		mVolts	
OU5	K1-07	1/12/21		Field pH		7.47		Units	
OU5	K1-07	1/12/21		Field Specific Conductance		1380		umhos/cm	
OU5	K1-07	1/12/21		Field Temperature		23.7		Degrees C	
OU5	K1-07	1/12/21		Aluminum	<	0.2		mg/L	
OU5	K1-07	1/12/21		Bicarbonate Alk (as CaCO3)		150		mg/L	
OU5	K1-07	1/12/21		Calcium		42		mg/L	
OU5	K1-07	1/12/21		Carbonate Alk (as CaCO3)	<	4.1		mg/L	
OU5	K1-07	1/12/21		Chloride		49		mg/L	
OU5	K1-07	1/12/21		Copper	<	0.05		mg/L	
OU5	K1-07	1/12/21		Fluoride		0.39		mg/L	
OU5	K1-07	1/12/21		Hydroxide Alk (as CaCO3)	<	4.1		mg/L	
OU5	K1-07	1/12/21		Iron	<	0.1		mg/L	
OU5	K1-07	1/12/21		Magnesium		19		mg/L	
OU5	K1-07	1/12/21		Manganese	<	0.03		mg/L	
OU5	K1-07	1/12/21		Nickel	<	0.1		mg/L	
OU5	K1-07	1/12/21		Nitrate (as N)		7.3		mg/L	
OU5	K1-07	1/12/21		Nitrate (as NO3)		32		mg/L	
OU5	K1-07	1/12/21		Nitrite (as N)	<	0.5		mg/L	
OU5	K1-07	1/12/21		Ortho-Phosphate		0.2		mg/L	
OU5	K1-07	1/12/21		pH		7.87		Units	
OU5	K1-07	1/12/21		Potassium		2.7		mg/L	
OU5	K1-07	1/12/21		Sodium		40		mg/L	
OU5	K1-07	1/12/21		Specific Conductance		610		umhos/cm	
OU5	K1-07	1/12/21		Sulfate		65		mg/L	

Attachment 1. Table 1. Groundwater analytical data, Site 300, 2021.

OU	Location	Date	Sample Type	Parameter	LOS Indicator	Result	Error	Units	QA Flag
OU5	K1-07	1/12/21		Surfactants	<	0.5		mg/L	
OU5	K1-07	1/12/21		Total Alkalinity (as CaCO3)		150		mg/L	
OU5	K1-07	1/12/21		Total dissolved solids (TDS)		450		mg/L	D
OU5	K1-07	1/12/21		Total Hardness (as CaCO3)		180		mg/L	
OU5	K1-07	1/12/21		Total Phosphorus (as PO4)		0.26		mg/L	
OU5	K1-07	1/12/21		Zinc	<	0.05		mg/L	
OU5	K1-07	1/12/21		Radium 226	<	0.25	0.12	pCi/L	
OU5	K1-07	1/12/21		Total Organic Halides	<	0.02		mg/L	
OU5	K1-07	1/12/21		Arsenic		0.0057		mg/L	
OU5	K1-07	1/12/21		Barium		0.026		mg/L	
OU5	K1-07	1/12/21		Beryllium	<	0.0005		mg/L	
OU5	K1-07	1/12/21		Cadmium	<	0.0005		mg/L	
OU5	K1-07	1/12/21		Cobalt	<	0.001		mg/L	
OU5	K1-07	1/12/21		Copper	<	0.01		mg/L	
OU5	K1-07	1/12/21		Lead	<	0.002		mg/L	
OU5	K1-07	1/12/21		Nickel	<	0.005		mg/L	
OU5	K1-07	1/12/21		Vanadium		0.053		mg/L	
OU5	K1-07	1/12/21		Zinc		0.0095		mg/L	B
OU5	K1-07	1/12/21		Chromium	<	0.001		mg/L	
OU5	K1-07	1/12/21		Iron	<	0.05		mg/L	
OU5	K1-07	1/12/21		Manganese	<	0.01		mg/L	
OU5	K1-07	1/12/21		Mercury	<	0.0002		mg/L	
OU5	K1-07	1/12/21		Selenium	<	0.002		mg/L	
OU5	K1-07	1/12/21		Silver	<	0.0005		mg/L	
OU5	K1-07	1/12/21		Sodium		40		mg/L	
OU5	K1-07	1/12/21	DUP	Thorium 228	<	0.25	0.0352	pCi/L	
OU5	K1-07	1/12/21	DUP	Thorium 230	<	0.15	0.0373	pCi/L	
OU5	K1-07	1/12/21	DUP	Thorium 232	<	0.15	0.0198	pCi/L	
OU5	K1-07	1/12/21	DUP	Uranium 234 and 233 (in activity)		2.02	0.298	pCi/L	
OU5	K1-07	1/12/21	DUP	Uranium 235 and 236 (in activity)	<	0.1	0.051	pCi/L	
OU5	K1-07	1/12/21	DUP	Uranium 238 (in activity)		1.01	0.18	pCi/L	
OU5	K1-07	1/12/21	DUP	Nitrate (as NO3)		33		mg/L	
OU5	K1-07	1/12/21	DUP	Perchlorate	<	4		ug/L	
OU5	K1-07	1/12/21	DUP	Aldrin	<	0.005		ug/L	D
OU5	K1-07	1/12/21	DUP	BHC, alpha isomer	<	0.005		ug/L	D
OU5	K1-07	1/12/21	DUP	BHC, beta isomer	<	0.005		ug/L	D
OU5	K1-07	1/12/21	DUP	BHC, delta isomer	<	0.005		ug/L	D
OU5	K1-07	1/12/21	DUP	BHC, gamma isomer (Lindane)	<	0.005		ug/L	D
OU5	K1-07	1/12/21	DUP	Chlordane	<	0.5		ug/L	D
OU5	K1-07	1/12/21	DUP	Dieldrin	<	0.005		ug/L	D
OU5	K1-07	1/12/21	DUP	Endosulfan I	<	0.005		ug/L	D
OU5	K1-07	1/12/21	DUP	Endosulfan II	<	0.005		ug/L	D
OU5	K1-07	1/12/21	DUP	Endosulfan sulfate	<	0.005		ug/L	D
OU5	K1-07	1/12/21	DUP	Endrin	<	0.005		ug/L	D
OU5	K1-07	1/12/21	DUP	Endrin aldehyde	<	0.01		ug/L	D
OU5	K1-07	1/12/21	DUP	Heptachlor	<	0.005		ug/L	D
OU5	K1-07	1/12/21	DUP	Heptachlor epoxide	<	0.005		ug/L	D
OU5	K1-07	1/12/21	DUP	Methoxychlor	<	0.005		ug/L	D
OU5	K1-07	1/12/21	DUP	p,p-DDD	<	0.005		ug/L	D
OU5	K1-07	1/12/21	DUP	p,p-DDE	<	0.005		ug/L	D
OU5	K1-07	1/12/21	DUP	p,p-DDT	<	0.005		ug/L	D
OU5	K1-07	1/12/21	DUP	PCB 1016	<	0.2		ug/L	D
OU5	K1-07	1/12/21	DUP	PCB 1221	<	0.2		ug/L	D
OU5	K1-07	1/12/21	DUP	PCB 1232	<	0.2		ug/L	D
OU5	K1-07	1/12/21	DUP	PCB 1242	<	0.2		ug/L	D
OU5	K1-07	1/12/21	DUP	PCB 1248	<	0.2		ug/L	D
OU5	K1-07	1/12/21	DUP	PCB 1254	<	0.2		ug/L	D
OU5	K1-07	1/12/21	DUP	PCB 1260	<	0.2		ug/L	D
OU5	K1-07	1/12/21	DUP	Total PCBs	<	0.2		ug/L	D
OU5	K1-07	1/12/21	DUP	Toxaphene	<	2		ug/L	D
OU5	K1-07	1/12/21	DUP	1,2-Dichlorobenzene	<	2		ug/L	D
OU5	K1-07	1/12/21	DUP	1,2,4-Trichlorobenzene	<	2		ug/L	D
OU5	K1-07	1/12/21	DUP	1,3-Dichlorobenzene	<	2		ug/L	D
OU5	K1-07	1/12/21	DUP	1,4-Dichlorobenzene	<	2		ug/L	D
OU5	K1-07	1/12/21	DUP	2-Chloronaphthalene	<	2		ug/L	D
OU5	K1-07	1/12/21	DUP	2-Chlorophenol	<	2		ug/L	D

Attachment 1. Table 1. Groundwater analytical data, Site 300, 2021.

OU	Location	Date	Sample Type	Parameter	LOS Indicator	Result	Error	Units	QA Flag
OU5	K1-07	1/12/21	DUP	2-Methyl-4,6-dinitrophenol	<	10		ug/L	D
OU5	K1-07	1/12/21	DUP	2-Methylnaphthalene	<	2		ug/L	D
OU5	K1-07	1/12/21	DUP	2-Nitroaniline	<	2		ug/L	D
OU5	K1-07	1/12/21	DUP	2,4-Dichlorophenol	<	2		ug/L	D
OU5	K1-07	1/12/21	DUP	2,4-Dimethylphenol	<	2		ug/L	D
OU5	K1-07	1/12/21	DUP	2,4-Dinitrophenol	<	10		ug/L	D
OU5	K1-07	1/12/21	DUP	2,4-Dinitrotoluene	<	2		ug/L	D
OU5	K1-07	1/12/21	DUP	2,4,5-Trichlorophenol	<	5		ug/L	D
OU5	K1-07	1/12/21	DUP	2,4,6-Trichlorophenol	<	5		ug/L	D
OU5	K1-07	1/12/21	DUP	2,6-Dinitrotoluene	<	2		ug/L	D
OU5	K1-07	1/12/21	DUP	3-Nitroaniline	<	2		ug/L	D
OU5	K1-07	1/12/21	DUP	3,3-Dichlorobenzidine	<	10		ug/L	D
OU5	K1-07	1/12/21	DUP	4-Bromophenylphenylether	<	2		ug/L	D
OU5	K1-07	1/12/21	DUP	4-Chloro-3-methylphenol	<	5		ug/L	D
OU5	K1-07	1/12/21	DUP	4-Chloroaniline	<	2		ug/L	D
OU5	K1-07	1/12/21	DUP	4-Chlorophenylphenylether	<	2		ug/L	D
OU5	K1-07	1/12/21	DUP	4-Nitroaniline	<	5		ug/L	D
OU5	K1-07	1/12/21	DUP	4-Nitrophenol	<	2		ug/L	D
OU5	K1-07	1/12/21	DUP	Acenaphthene	<	2		ug/L	D
OU5	K1-07	1/12/21	DUP	Acenaphthylene	<	2		ug/L	D
OU5	K1-07	1/12/21	DUP	Anthracene	<	2		ug/L	D
OU5	K1-07	1/12/21	DUP	Benzo(a)anthracene	<	2		ug/L	D
OU5	K1-07	1/12/21	DUP	Benzo(a)pyrene	<	2		ug/L	D
OU5	K1-07	1/12/21	DUP	Benzo(b)fluoranthene	<	2		ug/L	D
OU5	K1-07	1/12/21	DUP	Benzo(g,h,i)perylene	<	2		ug/L	D
OU5	K1-07	1/12/21	DUP	Benzo(k)fluoranthene	<	2		ug/L	D
OU5	K1-07	1/12/21	DUP	Benzoic Acid	<	10		ug/L	D
OU5	K1-07	1/12/21	DUP	Benzyl Alcohol	<	2		ug/L	D
OU5	K1-07	1/12/21	DUP	Bis(2-chloroethoxy)methane	<	2		ug/L	D
OU5	K1-07	1/12/21	DUP	Bis(2-chloroisopropyl)ether	<	2		ug/L	D
OU5	K1-07	1/12/21	DUP	Bis(2-ethylhexyl)phthalate	<	5		ug/L	D
OU5	K1-07	1/12/21	DUP	Butylbenzylphthalate	<	2		ug/L	D
OU5	K1-07	1/12/21	DUP	Chrysene	<	2		ug/L	D
OU5	K1-07	1/12/21	DUP	Di-n-octylphthalate	<	2		ug/L	D
OU5	K1-07	1/12/21	DUP	Dibenzo(a,h)anthracene	<	3		ug/L	D
OU5	K1-07	1/12/21	DUP	Dibenzofuran	<	2		ug/L	D
OU5	K1-07	1/12/21	DUP	Dibutylphthalate	<	2		ug/L	D
OU5	K1-07	1/12/21	DUP	Diethylphthalate	<	2		ug/L	D
OU5	K1-07	1/12/21	DUP	Dimethylphthalate	<	2		ug/L	D
OU5	K1-07	1/12/21	DUP	Fluoranthene	<	2		ug/L	D
OU5	K1-07	1/12/21	DUP	Fluorene	<	2		ug/L	D
OU5	K1-07	1/12/21	DUP	Hexachlorobenzene	<	2		ug/L	D
OU5	K1-07	1/12/21	DUP	Hexachlorobutadiene	<	2		ug/L	D
OU5	K1-07	1/12/21	DUP	Hexachlorocyclopentadiene	<	2		ug/L	D
OU5	K1-07	1/12/21	DUP	Indeno(1,2,3-c,d)pyrene	<	2		ug/L	D
OU5	K1-07	1/12/21	DUP	Isophorone	<	2		ug/L	D
OU5	K1-07	1/12/21	DUP	m- and p- Cresol	<	2		ug/L	D
OU5	K1-07	1/12/21	DUP	N-Nitrosodi-n-propylamine	<	2		ug/L	D
OU5	K1-07	1/12/21	DUP	Naphthalene	<	2		ug/L	D
OU5	K1-07	1/12/21	DUP	Nitrobenzene	<	2		ug/L	D
OU5	K1-07	1/12/21	DUP	o-Cresol	<	2		ug/L	D
OU5	K1-07	1/12/21	DUP	Pentachlorophenol	<	10		ug/L	D
OU5	K1-07	1/12/21	DUP	Phenanthrene	<	2		ug/L	D
OU5	K1-07	1/12/21	DUP	Phenol	<	2		ug/L	D
OU5	K1-07	1/12/21	DUP	Pyrene	<	2		ug/L	D
OU5	K1-07	1/12/21	DUP	PCB 1016	<	0.5		ug/L	D
OU5	K1-07	1/12/21	DUP	PCB 1221	<	0.5		ug/L	D
OU5	K1-07	1/12/21	DUP	PCB 1232	<	0.5		ug/L	D
OU5	K1-07	1/12/21	DUP	PCB 1242	<	0.5		ug/L	D
OU5	K1-07	1/12/21	DUP	PCB 1248	<	0.5		ug/L	D
OU5	K1-07	1/12/21	DUP	PCB 1254	<	0.5		ug/L	D
OU5	K1-07	1/12/21	DUP	PCB 1260	<	0.5		ug/L	D
OU5	K1-07	1/12/21	DUP	1,1-Dichloroethane	<	0.5		ug/L	
OU5	K1-07	1/12/21	DUP	1,1-Dichloroethene	<	0.5		ug/L	
OU5	K1-07	1/12/21	DUP	1,1,1-Trichloroethane	<	0.5		ug/L	
OU5	K1-07	1/12/21	DUP	1,1,1,2-Tetrachloroethane	<	0.5		ug/L	

Attachment 1. Table 1. Groundwater analytical data, Site 300, 2021.

OU	Location	Date	Sample Type	Parameter	LOS Indicator	Result	Error	Units	QA Flag
OU5	K1-07	1/12/21	DUP	1,1,2-Trichloroethane	<	0.5		ug/L	
OU5	K1-07	1/12/21	DUP	1,1,2,2-Tetrachloroethane	<	0.5		ug/L	
OU5	K1-07	1/12/21	DUP	1,2-Dibromo-3-chloropropane	<	1		ug/L	
OU5	K1-07	1/12/21	DUP	1,2-Dichloroethane	<	0.5		ug/L	
OU5	K1-07	1/12/21	DUP	1,2-Dichloroethene (total)	<	1		ug/L	
OU5	K1-07	1/12/21	DUP	1,2-Dichloropropane	<	0.5		ug/L	
OU5	K1-07	1/12/21	DUP	1,2,3-Trichloropropane	<	1		ug/L	
OU5	K1-07	1/12/21	DUP	1,4-Dichloro-2-butene	<	5		ug/L	
OU5	K1-07	1/12/21	DUP	1,4-Dioxane	<	100		ug/L	
OU5	K1-07	1/12/21	DUP	2-Butanone	<	10		ug/L	
OU5	K1-07	1/12/21	DUP	2-Chloro-1,3-butadiene	<	5		ug/L	
OU5	K1-07	1/12/21	DUP	2-Chloroethylvinylether	<	10		ug/L	
OU5	K1-07	1/12/21	DUP	2-Hexanone	<	10		ug/L	
OU5	K1-07	1/12/21	DUP	4-Methyl-2-pentanone	<	10		ug/L	
OU5	K1-07	1/12/21	DUP	Acetone	<	10		ug/L	
OU5	K1-07	1/12/21	DUP	Acetonitrile	<	100		ug/L	
OU5	K1-07	1/12/21	DUP	Acrolein	<	50		ug/L	
OU5	K1-07	1/12/21	DUP	Acrylonitrile	<	50		ug/L	
OU5	K1-07	1/12/21	DUP	Benzene	<	0.5		ug/L	
OU5	K1-07	1/12/21	DUP	Benzyl Chloride	<	5		ug/L	
OU5	K1-07	1/12/21	DUP	Bromodichloromethane	<	0.5		ug/L	
OU5	K1-07	1/12/21	DUP	Bromoform	<	0.5		ug/L	
OU5	K1-07	1/12/21	DUP	Bromomethane	<	0.5		ug/L	
OU5	K1-07	1/12/21	DUP	Carbon disulfide	<	5		ug/L	
OU5	K1-07	1/12/21	DUP	Carbon tetrachloride	<	0.5		ug/L	
OU5	K1-07	1/12/21	DUP	Chlorobenzene	<	0.5		ug/L	
OU5	K1-07	1/12/21	DUP	Chloroethane	<	0.5		ug/L	
OU5	K1-07	1/12/21	DUP	Chloroform	<	0.5		ug/L	
OU5	K1-07	1/12/21	DUP	Chloromethane	<	0.5		ug/L	
OU5	K1-07	1/12/21	DUP	cis-1,2-Dichloroethene	<	0.5		ug/L	
OU5	K1-07	1/12/21	DUP	cis-1,3-Dichloropropene	<	0.5		ug/L	
OU5	K1-07	1/12/21	DUP	Dibromochloromethane	<	0.5		ug/L	
OU5	K1-07	1/12/21	DUP	Dichlorodifluoromethane	<	0.5		ug/L	
OU5	K1-07	1/12/21	DUP	Ethanol	<	1000		ug/L	
OU5	K1-07	1/12/21	DUP	Ethylbenzene	<	0.5		ug/L	
OU5	K1-07	1/12/21	DUP	Methylene chloride	<	1		ug/L	
OU5	K1-07	1/12/21	DUP	Styrene	<	0.5		ug/L	
OU5	K1-07	1/12/21	DUP	Tetrachloroethene	<	0.5		ug/L	
OU5	K1-07	1/12/21	DUP	Toluene	<	0.5		ug/L	
OU5	K1-07	1/12/21	DUP	Total Xylene Isomers	<	1		ug/L	
OU5	K1-07	1/12/21	DUP	trans-1,2-Dichloroethene	<	0.5		ug/L	
OU5	K1-07	1/12/21	DUP	trans-1,3-Dichloropropene	<	0.5		ug/L	
OU5	K1-07	1/12/21	DUP	Trichloroethene	<	0.5		ug/L	
OU5	K1-07	1/12/21	DUP	Trichlorofluoromethane	<	0.5		ug/L	
OU5	K1-07	1/12/21	DUP	Trichlorotrifluoroethane		1.1		ug/L	
OU5	K1-07	1/12/21	DUP	Vinyl acetate	<	20		ug/L	
OU5	K1-07	1/12/21	DUP	Vinyl chloride	<	0.5		ug/L	
OU5	K1-07	1/12/21	DUP	HMX	<	1		ug/L	
OU5	K1-07	1/12/21	DUP	RDX	<	1		ug/L	
OU5	K1-07	1/12/21	DUP	Gross alpha		3.32	1.62	pCi/L	
OU5	K1-07	1/12/21	DUP	Gross beta	<	3	1.04	pCi/L	
OU5	K1-07	1/12/21	DUP	Tritium	<	100	67	pCi/L	
OU5	K1-07	1/12/21	DUP	Total Organic Carbon (TOC)	<	1		mg/L	
OU5	K1-07	1/12/21	DUP	Aluminum	<	0.2		mg/L	
OU5	K1-07	1/12/21	DUP	Bicarbonate Alk (as CaCO3)		150		mg/L	
OU5	K1-07	1/12/21	DUP	Calcium		42		mg/L	
OU5	K1-07	1/12/21	DUP	Carbonate Alk (as CaCO3)	<	4.1		mg/L	
OU5	K1-07	1/12/21	DUP	Chloride		48		mg/L	
OU5	K1-07	1/12/21	DUP	Copper	<	0.05		mg/L	
OU5	K1-07	1/12/21	DUP	Fluoride		0.37		mg/L	
OU5	K1-07	1/12/21	DUP	Hydroxide Alk (as CaCO3)	<	4.1		mg/L	
OU5	K1-07	1/12/21	DUP	Iron	<	0.1		mg/L	
OU5	K1-07	1/12/21	DUP	Magnesium		19		mg/L	
OU5	K1-07	1/12/21	DUP	Manganese		0.15		mg/L	
OU5	K1-07	1/12/21	DUP	Nickel	<	0.1		mg/L	
OU5	K1-07	1/12/21	DUP	Nitrate (as N)		7.3		mg/L	

Attachment 1. Table 1. Groundwater analytical data, Site 300, 2021.

OU	Location	Date	Sample Type	Parameter	LOS Indicator	Result	Error	Units	QA Flag
OU5	K1-07	1/12/21	DUP	Nitrate (as NO3)		33		mg/L	
OU5	K1-07	1/12/21	DUP	Nitrite (as N)	<	0.5		mg/L	
OU5	K1-07	1/12/21	DUP	Ortho-Phosphate		0.2		mg/L	
OU5	K1-07	1/12/21	DUP	pH		7.91		Units	
OU5	K1-07	1/12/21	DUP	Potassium		2.7		mg/L	
OU5	K1-07	1/12/21	DUP	Sodium		40		mg/L	
OU5	K1-07	1/12/21	DUP	Specific Conductance		610		umhos/cm	
OU5	K1-07	1/12/21	DUP	Sulfate		63		mg/L	
OU5	K1-07	1/12/21	DUP	Surfactants	<	0.5		mg/L	
OU5	K1-07	1/12/21	DUP	Total Alkalinity (as CaCO3)		150		mg/L	
OU5	K1-07	1/12/21	DUP	Total dissolved solids (TDS)		450		mg/L	D
OU5	K1-07	1/12/21	DUP	Total Hardness (as CaCO3)		190		mg/L	
OU5	K1-07	1/12/21	DUP	Total Phosphorus (as PO4)		0.29		mg/L	
OU5	K1-07	1/12/21	DUP	Zinc	<	0.05		mg/L	
OU5	K1-07	1/12/21	DUP	Radium 226	<	0.25	0.077	pCi/L	
OU5	K1-07	1/12/21	DUP	Total Organic Halides	<	0.02		mg/L	
OU5	K1-07	1/12/21	DUP	Arsenic		0.0075		mg/L	
OU5	K1-07	1/12/21	DUP	Arsenic		0.006		mg/L	
OU5	K1-07	1/12/21	DUP	Arsenic		0.005		mg/L	
OU5	K1-07	1/12/21	DUP	Barium		0.026		mg/L	
OU5	K1-07	1/12/21	DUP	Barium	<	0.02		mg/L	
OU5	K1-07	1/12/21	DUP	Barium	<	0.02		mg/L	
OU5	K1-07	1/12/21	DUP	Beryllium	<	0.0005		mg/L	
OU5	K1-07	1/12/21	DUP	Beryllium	<	0.0005		mg/L	
OU5	K1-07	1/12/21	DUP	Beryllium	<	0.0005		mg/L	
OU5	K1-07	1/12/21	DUP	Cadmium	<	0.0005		mg/L	
OU5	K1-07	1/12/21	DUP	Cadmium	<	0.0005		mg/L	
OU5	K1-07	1/12/21	DUP	Cadmium	<	0.0005		mg/L	
OU5	K1-07	1/12/21	DUP	Cobalt	<	0.001		mg/L	
OU5	K1-07	1/12/21	DUP	Cobalt	<	0.02		mg/L	
OU5	K1-07	1/12/21	DUP	Cobalt	<	0.02		mg/L	
OU5	K1-07	1/12/21	DUP	Copper	<	0.01		mg/L	
OU5	K1-07	1/12/21	DUP	Copper	<	0.01		mg/L	
OU5	K1-07	1/12/21	DUP	Copper	<	0.01		mg/L	
OU5	K1-07	1/12/21	DUP	Lead	<	0.002		mg/L	
OU5	K1-07	1/12/21	DUP	Lead	<	0.002		mg/L	
OU5	K1-07	1/12/21	DUP	Lead	<	0.002		mg/L	
OU5	K1-07	1/12/21	DUP	Nickel	<	0.005		mg/L	
OU5	K1-07	1/12/21	DUP	Nickel	<	0.005		mg/L	
OU5	K1-07	1/12/21	DUP	Nickel	<	0.005		mg/L	
OU5	K1-07	1/12/21	DUP	Vanadium		0.056		mg/L	
OU5	K1-07	1/12/21	DUP	Vanadium		0.06		mg/L	
OU5	K1-07	1/12/21	DUP	Vanadium		0.05		mg/L	
OU5	K1-07	1/12/21	DUP	Zinc		0.0081		mg/L	B
OU5	K1-07	1/12/21	DUP	Zinc	<	0.02		mg/L	
OU5	K1-07	1/12/21	DUP	Zinc	<	0.02		mg/L	
OU5	K1-07	1/12/21	DUP	Chromium	<	0.001		mg/L	
OU5	K1-07	1/12/21	DUP	Iron	<	0.05		mg/L	
OU5	K1-07	1/12/21	DUP	Manganese		0.15		mg/L	
OU5	K1-07	1/12/21	DUP	Mercury	<	0.0002		mg/L	
OU5	K1-07	1/12/21	DUP	Selenium	<	0.002		mg/L	
OU5	K1-07	1/12/21	DUP	Silver	<	0.0005		mg/L	
OU5	K1-07	1/12/21	DUP	Sodium		40		mg/L	
OU5	K1-08	2/3/21		Thorium 228	<	0.25	0.0443	pCi/L	
OU5	K1-08	2/3/21		Thorium 230	<	0.15	0.053	pCi/L	
OU5	K1-08	2/3/21		Thorium 232	<	0.15	0.0294	pCi/L	
OU5	K1-08	2/3/21		Uranium 234 and 233 (in activity)		1.92	0.286	pCi/L	
OU5	K1-08	2/3/21		Uranium 235 and 236 (in activity)	<	0.1	0.0527	pCi/L	
OU5	K1-08	2/3/21		Uranium 238 (in activity)		0.893	0.166	pCi/L	
OU5	K1-08	2/3/21		Nitrate (as NO3)		34		mg/L	
OU5	K1-08	2/3/21		Perchlorate	<	4		ug/L	
OU5	K1-08	2/3/21		Aldrin	<	0.005		ug/L	D
OU5	K1-08	2/3/21		BHC, alpha isomer	<	0.005		ug/L	D
OU5	K1-08	2/3/21		BHC, beta isomer	<	0.005		ug/L	D
OU5	K1-08	2/3/21		BHC, delta isomer	<	0.005		ug/L	D
OU5	K1-08	2/3/21		BHC, gamma isomer (Lindane)	<	0.005		ug/L	D

Attachment 1. Table 1. Groundwater analytical data, Site 300, 2021.

OU	Location	Date	Sample Type	Parameter	LOS Indicator	Result	Error	Units	QA Flag
OU5	K1-08	2/3/21		Chlordane	<	0.5		ug/L	D
OU5	K1-08	2/3/21		Dieldrin	<	0.005		ug/L	D
OU5	K1-08	2/3/21		Endosulfan I	<	0.005		ug/L	D
OU5	K1-08	2/3/21		Endosulfan II	<	0.005		ug/L	D
OU5	K1-08	2/3/21		Endosulfan sulfate	<	0.005		ug/L	D
OU5	K1-08	2/3/21		Endrin	<	0.005		ug/L	DJ
OU5	K1-08	2/3/21		Endrin aldehyde	<	0.01		ug/L	D
OU5	K1-08	2/3/21		Heptachlor	<	0.005		ug/L	D
OU5	K1-08	2/3/21		Heptachlor epoxide	<	0.005		ug/L	D
OU5	K1-08	2/3/21		Methoxychlor	<	0.005		ug/L	D
OU5	K1-08	2/3/21		p,p-DDD	<	0.005		ug/L	D
OU5	K1-08	2/3/21		p,p-DDE	<	0.005		ug/L	D
OU5	K1-08	2/3/21		p,p-DDT	<	0.005		ug/L	D
OU5	K1-08	2/3/21		PCB 1016	<	0.2		ug/L	D
OU5	K1-08	2/3/21		PCB 1221	<	0.2		ug/L	D
OU5	K1-08	2/3/21		PCB 1232	<	0.2		ug/L	D
OU5	K1-08	2/3/21		PCB 1242	<	0.2		ug/L	D
OU5	K1-08	2/3/21		PCB 1248	<	0.2		ug/L	D
OU5	K1-08	2/3/21		PCB 1254	<	0.2		ug/L	D
OU5	K1-08	2/3/21		PCB 1260	<	0.2		ug/L	D
OU5	K1-08	2/3/21		Total PCBs	<	0.2		ug/L	D
OU5	K1-08	2/3/21		Toxaphene	<	2		ug/L	D
OU5	K1-08	2/3/21		1,2-Dichlorobenzene	<	2		ug/L	
OU5	K1-08	2/3/21		1,2,4-Trichlorobenzene	<	2		ug/L	
OU5	K1-08	2/3/21		1,3-Dichlorobenzene	<	2		ug/L	
OU5	K1-08	2/3/21		1,4-Dichlorobenzene	<	2		ug/L	
OU5	K1-08	2/3/21		2-Chloronaphthalene	<	2		ug/L	
OU5	K1-08	2/3/21		2-Chlorophenol	<	2		ug/L	
OU5	K1-08	2/3/21		2-Methyl-4,6-dinitrophenol	<	10		ug/L	
OU5	K1-08	2/3/21		2-Methylnaphthalene	<	2		ug/L	
OU5	K1-08	2/3/21		2-Nitroaniline	<	2		ug/L	
OU5	K1-08	2/3/21		2,4-Dichlorophenol	<	2		ug/L	
OU5	K1-08	2/3/21		2,4-Dimethylphenol	<	2		ug/L	
OU5	K1-08	2/3/21		2,4-Dinitrophenol	<	10		ug/L	
OU5	K1-08	2/3/21		2,4-Dinitrotoluene	<	2		ug/L	
OU5	K1-08	2/3/21		2,4,5-Trichlorophenol	<	5		ug/L	
OU5	K1-08	2/3/21		2,4,6-Trichlorophenol	<	5		ug/L	
OU5	K1-08	2/3/21		2,6-Dinitrotoluene	<	2		ug/L	
OU5	K1-08	2/3/21		3-Nitroaniline	<	2		ug/L	
OU5	K1-08	2/3/21		3,3-Dichlorobenzidine	<	10		ug/L	
OU5	K1-08	2/3/21		4-Bromophenylphenylether	<	2		ug/L	
OU5	K1-08	2/3/21		4-Chloro-3-methylphenol	<	5		ug/L	
OU5	K1-08	2/3/21		4-Chloroaniline	<	2		ug/L	
OU5	K1-08	2/3/21		4-Chlorophenylphenylether	<	2		ug/L	
OU5	K1-08	2/3/21		4-Nitroaniline	<	5		ug/L	
OU5	K1-08	2/3/21		4-Nitrophenol	<	2		ug/L	
OU5	K1-08	2/3/21		Acenaphthene	<	2		ug/L	
OU5	K1-08	2/3/21		Acenaphthylene	<	2		ug/L	
OU5	K1-08	2/3/21		Anthracene	<	2		ug/L	
OU5	K1-08	2/3/21		Benzo(a)anthracene	<	2		ug/L	
OU5	K1-08	2/3/21		Benzo(a)pyrene	<	2		ug/L	
OU5	K1-08	2/3/21		Benzo(b)fluoranthene	<	2		ug/L	
OU5	K1-08	2/3/21		Benzo(g,h,i)perylene	<	2		ug/L	
OU5	K1-08	2/3/21		Benzo(k)fluoranthene	<	2		ug/L	
OU5	K1-08	2/3/21		Benzoic Acid	<	10		ug/L	
OU5	K1-08	2/3/21		Benzyl Alcohol	<	2		ug/L	
OU5	K1-08	2/3/21		Bis(2-chloroethoxy)methane	<	2		ug/L	
OU5	K1-08	2/3/21		Bis(2-chloroisopropyl)ether	<	2		ug/L	
OU5	K1-08	2/3/21		Bis(2-ethylhexyl)phthalate	<	5		ug/L	
OU5	K1-08	2/3/21		Butylbenzylphthalate	<	2		ug/L	
OU5	K1-08	2/3/21		Chrysene	<	2		ug/L	
OU5	K1-08	2/3/21		Di-n-octylphthalate	<	2		ug/L	
OU5	K1-08	2/3/21		Dibenzo(a,h)anthracene	<	3		ug/L	
OU5	K1-08	2/3/21		Dibenzofuran	<	2		ug/L	
OU5	K1-08	2/3/21		Dibutylphthalate	<	2		ug/L	
OU5	K1-08	2/3/21		Diethylphthalate	<	2		ug/L	

Attachment 1. Table 1. Groundwater analytical data, Site 300, 2021.

OU	Location	Date	Sample Type	Parameter	LOS Indicator	Result	Error	Units	QA Flag
OU5	K1-08	2/3/21		Dimethylphthalate	<	2		ug/L	
OU5	K1-08	2/3/21		Fluoranthene	<	2		ug/L	
OU5	K1-08	2/3/21		Fluorene	<	2		ug/L	
OU5	K1-08	2/3/21		Hexachlorobenzene	<	2		ug/L	
OU5	K1-08	2/3/21		Hexachlorobutadiene	<	2		ug/L	
OU5	K1-08	2/3/21		Hexachlorocyclopentadiene	<	2		ug/L	
OU5	K1-08	2/3/21		Indeno(1,2,3-c,d)pyrene	<	2		ug/L	
OU5	K1-08	2/3/21		Isophorone	<	2		ug/L	
OU5	K1-08	2/3/21		m- and p- Cresol	<	2		ug/L	
OU5	K1-08	2/3/21		N-Nitrosodi-n-propylamine	<	2		ug/L	
OU5	K1-08	2/3/21		Naphthalene	<	2		ug/L	
OU5	K1-08	2/3/21		Nitrobenzene	<	2		ug/L	
OU5	K1-08	2/3/21		o-Cresol	<	2		ug/L	
OU5	K1-08	2/3/21		Pentachlorophenol	<	10		ug/L	
OU5	K1-08	2/3/21		Phenanthrene	<	2		ug/L	
OU5	K1-08	2/3/21		Phenol	<	2		ug/L	
OU5	K1-08	2/3/21		Pyrene	<	2		ug/L	
OU5	K1-08	2/3/21		PCB 1016	<	0.5		ug/L	D
OU5	K1-08	2/3/21		PCB 1221	<	0.5		ug/L	D
OU5	K1-08	2/3/21		PCB 1232	<	0.5		ug/L	D
OU5	K1-08	2/3/21		PCB 1242	<	0.5		ug/L	D
OU5	K1-08	2/3/21		PCB 1248	<	0.5		ug/L	D
OU5	K1-08	2/3/21		PCB 1254	<	0.5		ug/L	D
OU5	K1-08	2/3/21		PCB 1260	<	0.5		ug/L	D
OU5	K1-08	2/3/21		1,1-Dichloroethane	<	0.5		ug/L	
OU5	K1-08	2/3/21		1,1-Dichloroethene	<	0.5		ug/L	
OU5	K1-08	2/3/21		1,1,1-Trichloroethane	<	0.5		ug/L	
OU5	K1-08	2/3/21		1,1,1,2-Tetrachloroethane	<	0.5		ug/L	
OU5	K1-08	2/3/21		1,1,2-Trichloroethane	<	0.5		ug/L	
OU5	K1-08	2/3/21		1,1,2,2-Tetrachloroethane	<	0.5		ug/L	
OU5	K1-08	2/3/21		1,2-Dibromo-3-chloropropane	<	1		ug/L	
OU5	K1-08	2/3/21		1,2-Dichloroethane	<	0.5		ug/L	
OU5	K1-08	2/3/21		1,2-Dichloroethene (total)	<	1		ug/L	
OU5	K1-08	2/3/21		1,2-Dichloropropane	<	0.5		ug/L	
OU5	K1-08	2/3/21		1,2,3-Trichloropropane	<	1		ug/L	
OU5	K1-08	2/3/21		1,4-Dichloro-2-butene	<	5		ug/L	
OU5	K1-08	2/3/21		1,4-Dioxane	<	100		ug/L	
OU5	K1-08	2/3/21		2-Butanone	<	10		ug/L	
OU5	K1-08	2/3/21		2-Chloro-1,3-butadiene	<	5		ug/L	
OU5	K1-08	2/3/21		2-Chloroethylvinylether	<	10		ug/L	
OU5	K1-08	2/3/21		2-Hexanone	<	10		ug/L	
OU5	K1-08	2/3/21		4-Methyl-2-pentanone	<	10		ug/L	
OU5	K1-08	2/3/21		Acetone	<	10		ug/L	
OU5	K1-08	2/3/21		Acetonitrile	<	100		ug/L	
OU5	K1-08	2/3/21		Acrolein	<	50		ug/L	
OU5	K1-08	2/3/21		Acrylonitrile	<	50		ug/L	
OU5	K1-08	2/3/21		Benzene	<	0.5		ug/L	
OU5	K1-08	2/3/21		Benzyl Chloride	<	5		ug/L	
OU5	K1-08	2/3/21		Bromodichloromethane	<	0.5		ug/L	
OU5	K1-08	2/3/21		Bromoform	<	0.5		ug/L	
OU5	K1-08	2/3/21		Bromomethane	<	0.5		ug/L	
OU5	K1-08	2/3/21		Carbon disulfide	<	5		ug/L	
OU5	K1-08	2/3/21		Carbon tetrachloride	<	0.5		ug/L	
OU5	K1-08	2/3/21		Chlorobenzene	<	0.5		ug/L	
OU5	K1-08	2/3/21		Chloroethane	<	0.5		ug/L	
OU5	K1-08	2/3/21		Chloroform	<	0.5		ug/L	
OU5	K1-08	2/3/21		Chloromethane	<	0.5		ug/L	
OU5	K1-08	2/3/21		cis-1,2-Dichloroethene	<	0.5		ug/L	
OU5	K1-08	2/3/21		cis-1,3-Dichloropropene	<	0.5		ug/L	
OU5	K1-08	2/3/21		Dibromochloromethane	<	0.5		ug/L	
OU5	K1-08	2/3/21		Dichlorodifluoromethane	<	0.5		ug/L	
OU5	K1-08	2/3/21		Ethanol	<	1000		ug/L	
OU5	K1-08	2/3/21		Ethylbenzene	<	0.5		ug/L	
OU5	K1-08	2/3/21		Methylene chloride	<	1		ug/L	
OU5	K1-08	2/3/21		Styrene	<	0.5		ug/L	
OU5	K1-08	2/3/21		Tetrachloroethene	<	0.5		ug/L	

Attachment 1. Table 1. Groundwater analytical data, Site 300, 2021.

OU	Location	Date	Sample Type	Parameter	LOS Indicator	Result	Error	Units	QA Flag
OU5	K1-08	2/3/21		Toluene	<	0.5		ug/L	
OU5	K1-08	2/3/21		Total Xylene Isomers	<	1		ug/L	
OU5	K1-08	2/3/21		trans-1,2-Dichloroethene	<	0.5		ug/L	
OU5	K1-08	2/3/21		trans-1,3-Dichloropropene	<	0.5		ug/L	
OU5	K1-08	2/3/21		Trichloroethene	<	0.5		ug/L	
OU5	K1-08	2/3/21		Trichlorofluoromethane	<	0.5		ug/L	
OU5	K1-08	2/3/21		Trichlorotrifluoroethane		17		ug/L	
OU5	K1-08	2/3/21		Vinyl acetate	<	20		ug/L	
OU5	K1-08	2/3/21		Vinyl chloride	<	0.5		ug/L	
OU5	K1-08	2/3/21		HMX	<	1		ug/L	
OU5	K1-08	2/3/21		RDX	<	1		ug/L	
OU5	K1-08	2/3/21		Gross alpha		3.61	1.08	pCi/L	O
OU5	K1-08	2/3/21		Gross beta	<	3	0.689	pCi/L	
OU5	K1-08	2/3/21		Tritium		210	77	pCi/L	
OU5	K1-08	2/3/21		Total Organic Carbon (TOC)	<	1		mg/L	
OU5	K1-08	2/3/21		Aluminum	<	0.2		mg/L	
OU5	K1-08	2/3/21		Bicarbonate Alk (as CaCO3)		150		mg/L	
OU5	K1-08	2/3/21		Calcium		49		mg/L	
OU5	K1-08	2/3/21		Carbonate Alk (as CaCO3)	<	4.1		mg/L	
OU5	K1-08	2/3/21		Chloride		50		mg/L	
OU5	K1-08	2/3/21		Copper	<	0.05		mg/L	
OU5	K1-08	2/3/21		Fluoride		0.34		mg/L	
OU5	K1-08	2/3/21		Hydroxide Alk (as CaCO3)	<	4.1		mg/L	
OU5	K1-08	2/3/21		Iron	<	0.1		mg/L	
OU5	K1-08	2/3/21		Magnesium		23		mg/L	
OU5	K1-08	2/3/21		Manganese	<	0.03		mg/L	
OU5	K1-08	2/3/21		Nickel	<	0.1		mg/L	
OU5	K1-08	2/3/21		Nitrate (as N)		7.7		mg/L	
OU5	K1-08	2/3/21		Nitrate (as NO3)		34		mg/L	
OU5	K1-08	2/3/21		Nitrite (as N)	<	0.5		mg/L	
OU5	K1-08	2/3/21		Ortho-Phosphate		0.31		mg/L	
OU5	K1-08	2/3/21		pH		8.17		Units	
OU5	K1-08	2/3/21		Potassium		3.1		mg/L	
OU5	K1-08	2/3/21		Sodium		45		mg/L	
OU5	K1-08	2/3/21		Specific Conductance		601		umhos/cm	
OU5	K1-08	2/3/21		Sulfate		57		mg/L	
OU5	K1-08	2/3/21		Surfactants	<	0.5		mg/L	
OU5	K1-08	2/3/21		Total Alkalinity (as CaCO3)		150		mg/L	
OU5	K1-08	2/3/21		Total dissolved solids (TDS)		430		mg/L	D
OU5	K1-08	2/3/21		Total Hardness (as CaCO3)		210		mg/L	
OU5	K1-08	2/3/21		Total Phosphorus (as PO4)		0.29		mg/L	
OU5	K1-08	2/3/21		Zinc	<	0.05		mg/L	
OU5	K1-08	2/3/21		Radium 226	<	0.25	0.11	pCi/L	
OU5	K1-08	2/3/21		Total Organic Halides	<	0.02		mg/L	
OU5	K1-08	2/3/21		Arsenic		0.013		mg/L	
OU5	K1-08	2/3/21		Barium		0.042		mg/L	
OU5	K1-08	2/3/21		Beryllium	<	0.0005		mg/L	
OU5	K1-08	2/3/21		Cadmium	<	0.0005		mg/L	B
OU5	K1-08	2/3/21		Cobalt	<	0.025		mg/L	
OU5	K1-08	2/3/21		Copper	<	0.01		mg/L	
OU5	K1-08	2/3/21		Lead	<	0.002		mg/L	
OU5	K1-08	2/3/21		Nickel	<	0.005		mg/L	
OU5	K1-08	2/3/21		Vanadium		0.063		mg/L	
OU5	K1-08	2/3/21		Zinc	<	0.02		mg/L	
OU5	K1-08	2/3/21		Chromium	<	0.001		mg/L	
OU5	K1-08	2/3/21		Iron	<	0.05		mg/L	
OU5	K1-08	2/3/21		Manganese	<	0.01		mg/L	
OU5	K1-08	2/3/21		Mercury	<	0.0002		mg/L	
OU5	K1-08	2/3/21		Selenium		0.0024		mg/L	B
OU5	K1-08	2/3/21		Silver	<	0.0005		mg/L	
OU5	K1-08	2/3/21		Sodium		45		mg/L	
OU5	K1-08	2/3/21	DUP	Arsenic		0.016		mg/L	
OU5	K1-08	2/3/21	DUP	Barium		0.044		mg/L	
OU5	K1-08	2/3/21	DUP	Beryllium	<	0.0001		mg/L	
OU5	K1-08	2/3/21	DUP	Cadmium	<	0.0001		mg/L	
OU5	K1-08	2/3/21	DUP	Cobalt		0.00011		mg/L	

Attachment 1. Table 1. Groundwater analytical data, Site 300, 2021.

OU	Location	Date	Sample Type	Parameter	LOS Indicator	Result	Error	Units	QA Flag
OU5	K1-08	2/3/21	DUP	Copper		0.00059		mg/L	
OU5	K1-08	2/3/21	DUP	Lead	<	0.00025		mg/L	
OU5	K1-08	2/3/21	DUP	Nickel		0.0019		mg/L	
OU5	K1-08	2/3/21	DUP	Vanadium		0.066		mg/L	
OU5	K1-08	2/3/21	DUP	Zinc	<	0.005		mg/L	
OU5	K1-08	4/20/21		Thorium 228	<	0.25	0.0413	pCi/L	
OU5	K1-08	4/20/21		Thorium 230	<	0.15	0.0589	pCi/L	
OU5	K1-08	4/20/21		Thorium 232	<	0.15	0.0336	pCi/L	
OU5	K1-08	4/20/21		Uranium 234 and 233 (in activity)		1.85	0.239	pCi/L	
OU5	K1-08	4/20/21		Uranium 235 and 236 (in activity)	<	0.1	0.0323	pCi/L	
OU5	K1-08	4/20/21		Uranium 238 (in activity)		0.876	0.137	pCi/L	
OU5	K1-08	4/20/21		Nitrate (as NO3)		34		mg/L	
OU5	K1-08	4/20/21		Perchlorate	<	4		ug/L	
OU5	K1-08	4/20/21		1,1-Dichloroethane	<	0.5		ug/L	
OU5	K1-08	4/20/21		1,1-Dichloroethene	<	0.5		ug/L	
OU5	K1-08	4/20/21		1,1,1-Trichloroethane	<	0.5		ug/L	
OU5	K1-08	4/20/21		1,1,1,2-Tetrachloroethane	<	0.5		ug/L	
OU5	K1-08	4/20/21		1,1,2-Trichloroethane	<	0.5		ug/L	
OU5	K1-08	4/20/21		1,1,2,2-Tetrachloroethane	<	0.5		ug/L	
OU5	K1-08	4/20/21		1,2-Dibromo-3-chloropropane	<	1		ug/L	
OU5	K1-08	4/20/21		1,2-Dichloroethane	<	0.5		ug/L	
OU5	K1-08	4/20/21		1,2-Dichloroethene (total)	<	1		ug/L	
OU5	K1-08	4/20/21		1,2-Dichloropropane	<	0.5		ug/L	
OU5	K1-08	4/20/21		1,2,3-Trichloropropane	<	1		ug/L	
OU5	K1-08	4/20/21		1,4-Dichloro-2-butene	<	5		ug/L	
OU5	K1-08	4/20/21		1,4-Dioxane	<	100		ug/L	
OU5	K1-08	4/20/21		2-Butanone	<	10		ug/L	
OU5	K1-08	4/20/21		2-Chloro-1,3-butadiene	<	5		ug/L	
OU5	K1-08	4/20/21		2-Chloroethylvinylether	<	10		ug/L	
OU5	K1-08	4/20/21		2-Hexanone	<	10		ug/L	
OU5	K1-08	4/20/21		4-Methyl-2-pentanone	<	10		ug/L	
OU5	K1-08	4/20/21		Acetone	<	10		ug/L	
OU5	K1-08	4/20/21		Acetonitrile	<	100		ug/L	
OU5	K1-08	4/20/21		Acrolein	<	50		ug/L	
OU5	K1-08	4/20/21		Acrylonitrile	<	50		ug/L	
OU5	K1-08	4/20/21		Benzene	<	0.5		ug/L	
OU5	K1-08	4/20/21		Benzyl Chloride	<	5		ug/L	
OU5	K1-08	4/20/21		Bromodichloromethane	<	0.5		ug/L	
OU5	K1-08	4/20/21		Bromoform	<	0.5		ug/L	
OU5	K1-08	4/20/21		Bromomethane	<	0.5		ug/L	
OU5	K1-08	4/20/21		Carbon disulfide	<	5		ug/L	
OU5	K1-08	4/20/21		Carbon tetrachloride	<	0.5		ug/L	
OU5	K1-08	4/20/21		Chlorobenzene	<	0.5		ug/L	
OU5	K1-08	4/20/21		Chloroethane	<	0.5		ug/L	
OU5	K1-08	4/20/21		Chloroform	<	0.5		ug/L	
OU5	K1-08	4/20/21		Chloromethane	<	0.5		ug/L	
OU5	K1-08	4/20/21		cis-1,2-Dichloroethene	<	0.5		ug/L	
OU5	K1-08	4/20/21		cis-1,3-Dichloropropene	<	0.5		ug/L	
OU5	K1-08	4/20/21		Dibromochloromethane	<	0.5		ug/L	
OU5	K1-08	4/20/21		Dichlorodifluoromethane	<	0.5		ug/L	
OU5	K1-08	4/20/21		Ethanol	<	1000		ug/L	
OU5	K1-08	4/20/21		Ethylbenzene	<	0.5		ug/L	
OU5	K1-08	4/20/21		Methylene chloride	<	1		ug/L	
OU5	K1-08	4/20/21		Styrene	<	0.5		ug/L	
OU5	K1-08	4/20/21		Tetrachloroethene	<	0.5		ug/L	
OU5	K1-08	4/20/21		Toluene	<	0.5		ug/L	
OU5	K1-08	4/20/21		Total Xylene Isomers	<	1		ug/L	
OU5	K1-08	4/20/21		trans-1,2-Dichloroethene	<	0.5		ug/L	
OU5	K1-08	4/20/21		trans-1,3-Dichloropropene	<	0.5		ug/L	
OU5	K1-08	4/20/21		Trichloroethene	<	0.5		ug/L	
OU5	K1-08	4/20/21		Trichlorofluoromethane	<	0.5		ug/L	
OU5	K1-08	4/20/21		Trichlorotrifluoroethane		12		ug/L	
OU5	K1-08	4/20/21		Vinyl acetate	<	20		ug/L	
OU5	K1-08	4/20/21		Vinyl chloride	<	0.5		ug/L	
OU5	K1-08	4/20/21		HMX	<	1		ug/L	
OU5	K1-08	4/20/21		RDX	<	1		ug/L	

Attachment 1. Table 1. Groundwater analytical data, Site 300, 2021.

OU	Location	Date	Sample Type	Parameter	LOS Indicator	Result	Error	Units	QA Flag
OU5	K1-08	4/20/21		Gross alpha		2.75	1.1	pCi/L	
OU5	K1-08	4/20/21		Gross beta		3.14	0.948	pCi/L	
OU5	K1-08	4/20/21		Tritium		181	78.1	pCi/L	
OU5	K1-08	4/20/21		Field Oxidation Potential (Eh)		99		mVolts	
OU5	K1-08	4/20/21		Field pH		7.93		Units	
OU5	K1-08	4/20/21		Field Specific Conductance		1247		umhos/cm	
OU5	K1-08	4/20/21		Field Temperature		20.4		Degrees C	
OU5	K1-08	4/20/21		Radium 226	<	0.25	0.086	pCi/L	
OU5	K1-08	4/20/21		Arsenic		0.014		mg/L	
OU5	K1-08	4/20/21		Barium		0.04		mg/L	
OU5	K1-08	4/20/21		Beryllium	<	0.0005		mg/L	
OU5	K1-08	4/20/21		Cadmium	<	0.0005		mg/L	E
OU5	K1-08	4/20/21		Cobalt	<	0.025		mg/L	E
OU5	K1-08	4/20/21		Copper	<	0.01		mg/L	E
OU5	K1-08	4/20/21		Lead	<	0.002		mg/L	E
OU5	K1-08	4/20/21		Nickel	<	0.005		mg/L	E
OU5	K1-08	4/20/21		Vanadium		0.056		mg/L	
OU5	K1-08	4/20/21		Zinc	<	0.02		mg/L	E
OU5	K1-08	8/12/21		Thorium 228	<	0.25	0.0426	pCi/L	
OU5	K1-08	8/12/21		Thorium 230	<	0.15	0.0449	pCi/L	
OU5	K1-08	8/12/21		Thorium 232	<	0.15	0.0374	pCi/L	
OU5	K1-08	8/12/21		Uranium 234 and 233 (in activity)		1.74	0.229	pCi/L	
OU5	K1-08	8/12/21		Uranium 235 and 236 (in activity)	<	0.1	0.0365	pCi/L	O
OU5	K1-08	8/12/21		Uranium 238 (in activity)		0.873	0.136	pCi/L	
OU5	K1-08	8/12/21		Nitrate (as NO3)		34		mg/L	
OU5	K1-08	8/12/21		Perchlorate	<	2		ug/L	
OU5	K1-08	8/12/21		1,1-Dichloroethane	<	0.5		ug/L	
OU5	K1-08	8/12/21		1,1-Dichloroethene	<	0.5		ug/L	
OU5	K1-08	8/12/21		1,1,1-Trichloroethane	<	0.5		ug/L	
OU5	K1-08	8/12/21		1,1,1,2-Tetrachloroethane	<	0.5		ug/L	
OU5	K1-08	8/12/21		1,1,2-Trichloroethane	<	0.5		ug/L	
OU5	K1-08	8/12/21		1,1,2,2-Tetrachloroethane	<	0.5		ug/L	
OU5	K1-08	8/12/21		1,2-Dibromo-3-chloropropane	<	1		ug/L	
OU5	K1-08	8/12/21		1,2-Dichloroethane	<	0.5		ug/L	
OU5	K1-08	8/12/21		1,2-Dichloroethene (total)	<	1		ug/L	
OU5	K1-08	8/12/21		1,2-Dichloropropane	<	0.5		ug/L	
OU5	K1-08	8/12/21		1,2,3-Trichloropropane	<	1		ug/L	
OU5	K1-08	8/12/21		1,4-Dichloro-2-butene	<	5		ug/L	
OU5	K1-08	8/12/21		1,4-Dioxane	<	100		ug/L	
OU5	K1-08	8/12/21		2-Butanone	<	10		ug/L	
OU5	K1-08	8/12/21		2-Chloro-1,3-butadiene	<	5		ug/L	
OU5	K1-08	8/12/21		2-Chloroethylvinylether	<	10		ug/L	
OU5	K1-08	8/12/21		2-Hexanone	<	10		ug/L	
OU5	K1-08	8/12/21		4-Methyl-2-pentanone	<	10		ug/L	
OU5	K1-08	8/12/21		Acetone	<	10		ug/L	
OU5	K1-08	8/12/21		Acetonitrile	<	100		ug/L	
OU5	K1-08	8/12/21		Acrolein	<	50		ug/L	
OU5	K1-08	8/12/21		Acrylonitrile	<	50		ug/L	
OU5	K1-08	8/12/21		Benzene	<	0.5		ug/L	
OU5	K1-08	8/12/21		Benzyl Chloride	<	5		ug/L	
OU5	K1-08	8/12/21		Bromodichloromethane	<	0.5		ug/L	
OU5	K1-08	8/12/21		Bromoform	<	0.5		ug/L	
OU5	K1-08	8/12/21		Bromomethane	<	0.5		ug/L	
OU5	K1-08	8/12/21		Carbon disulfide	<	5		ug/L	
OU5	K1-08	8/12/21		Carbon tetrachloride	<	0.5		ug/L	
OU5	K1-08	8/12/21		Chlorobenzene	<	0.5		ug/L	
OU5	K1-08	8/12/21		Chloroethane	<	0.5		ug/L	
OU5	K1-08	8/12/21		Chloroform	<	0.5		ug/L	
OU5	K1-08	8/12/21		Chloromethane	<	0.5		ug/L	
OU5	K1-08	8/12/21		cis-1,2-Dichloroethene	<	0.5		ug/L	
OU5	K1-08	8/12/21		cis-1,3-Dichloropropene	<	0.5		ug/L	
OU5	K1-08	8/12/21		Dibromochloromethane	<	0.5		ug/L	
OU5	K1-08	8/12/21		Dichlorodifluoromethane	<	0.5		ug/L	
OU5	K1-08	8/12/21		Ethanol	<	1000		ug/L	
OU5	K1-08	8/12/21		Ethylbenzene	<	0.5		ug/L	
OU5	K1-08	8/12/21		Methylene chloride	<	1		ug/L	

Attachment 1. Table 1. Groundwater analytical data, Site 300, 2021.

OU	Location	Date	Sample Type	Parameter	LOS Indicator	Result	Error	Units	QA Flag
OU5	K1-08	8/12/21		Styrene	<	0.5		ug/L	
OU5	K1-08	8/12/21		Tetrachloroethene	<	0.5		ug/L	
OU5	K1-08	8/12/21		Toluene	<	0.5		ug/L	
OU5	K1-08	8/12/21		Total Xylene Isomers	<	1		ug/L	
OU5	K1-08	8/12/21		trans-1,2-Dichloroethene	<	0.5		ug/L	
OU5	K1-08	8/12/21		trans-1,3-Dichloropropene	<	0.5		ug/L	
OU5	K1-08	8/12/21		Trichloroethene	<	0.5		ug/L	
OU5	K1-08	8/12/21		Trichlorofluoromethane	<	0.5		ug/L	
OU5	K1-08	8/12/21		Trichlorotrifluoroethane		16		ug/L	
OU5	K1-08	8/12/21		Vinyl acetate	<	20		ug/L	
OU5	K1-08	8/12/21		Vinyl chloride	<	0.5		ug/L	
OU5	K1-08	8/12/21		HMX	<	1		ug/L	
OU5	K1-08	8/12/21		RDX	<	1		ug/L	
OU5	K1-08	8/12/21		Gross alpha		2.77	1.62	pCi/L	
OU5	K1-08	8/12/21		Gross beta		4.75	1.43	pCi/L	
OU5	K1-08	8/12/21		Tritium		253	90	pCi/L	
OU5	K1-08	8/12/21		Field Oxidation Potential (Eh)		87		mVolts	
OU5	K1-08	8/12/21		Field pH		7.92		Units	
OU5	K1-08	8/12/21		Field Specific Conductance		715.3		umhos/cm	
OU5	K1-08	8/12/21		Field Temperature		22		Degrees C	
OU5	K1-08	8/12/21		Radium 226	<	0.25	0.097	pCi/L	
OU5	K1-08	8/12/21		Arsenic		0.013		mg/L	
OU5	K1-08	8/12/21		Barium		0.042		mg/L	
OU5	K1-08	8/12/21		Beryllium	<	0.0005		mg/L	
OU5	K1-08	8/12/21		Cadmium	<	0.0005		mg/L	
OU5	K1-08	8/12/21		Cobalt	<	0.025		mg/L	E
OU5	K1-08	8/12/21		Copper	<	0.01		mg/L	E
OU5	K1-08	8/12/21		Lead	<	0.002		mg/L	E
OU5	K1-08	8/12/21		Nickel	<	0.005		mg/L	E
OU5	K1-08	8/12/21		Vanadium		0.06		mg/L	
OU5	K1-08	8/12/21		Zinc	<	0.02		mg/L	E
OU5	K1-08	8/12/21		Chromium	<	0.001		mg/L	BE
OU5	K1-08	8/12/21		Iron	<	0.05		mg/L	
OU5	K1-08	8/12/21		Manganese	<	0.01		mg/L	
OU5	K1-08	8/12/21		Mercury	<	0.0002		mg/L	
OU5	K1-08	8/12/21		Selenium		0.0026		mg/L	
OU5	K1-08	8/12/21		Silver	<	0.0005		mg/L	
OU5	K1-08	8/12/21		Sodium		42		mg/L	B
OU5	K1-08	11/22/21		Thorium 228	<	0.25	0.0237	pCi/L	
OU5	K1-08	11/22/21		Thorium 230	<	0.15	0.035	pCi/L	
OU5	K1-08	11/22/21		Thorium 232	<	0.15	0.0156	pCi/L	
OU5	K1-08	11/22/21		Uranium 234 and 233 (in activity)		1.67	0.221	pCi/L	
OU5	K1-08	11/22/21		Uranium 235 and 236 (in activity)	<	0.1	0.0367	pCi/L	O
OU5	K1-08	11/22/21		Uranium 238 (in activity)		0.922	0.142	pCi/L	
OU5	K1-08	11/22/21		Nitrate (as NO3)		31		mg/L	
OU5	K1-08	11/22/21		Perchlorate	<	2		ug/L	
OU5	K1-08	11/22/21		1,1-Dichloroethane	<	0.5		ug/L	
OU5	K1-08	11/22/21		1,1-Dichloroethene	<	0.5		ug/L	
OU5	K1-08	11/22/21		1,1,1-Trichloroethane	<	0.5		ug/L	
OU5	K1-08	11/22/21		1,1,1,2-Tetrachloroethane	<	0.5		ug/L	
OU5	K1-08	11/22/21		1,1,2-Trichloroethane	<	0.5		ug/L	
OU5	K1-08	11/22/21		1,1,2,2-Tetrachloroethane	<	0.5		ug/L	
OU5	K1-08	11/22/21		1,2-Dibromo-3-chloropropane	<	1		ug/L	
OU5	K1-08	11/22/21		1,2-Dichloroethane	<	0.5		ug/L	
OU5	K1-08	11/22/21		1,2-Dichloroethene (total)	<	1		ug/L	
OU5	K1-08	11/22/21		1,2-Dichloropropane	<	0.5		ug/L	
OU5	K1-08	11/22/21		1,2,3-Trichloropropane	<	1		ug/L	
OU5	K1-08	11/22/21		1,4-Dichloro-2-butene	<	5		ug/L	L
OU5	K1-08	11/22/21		1,4-Dioxane	<	100		ug/L	
OU5	K1-08	11/22/21		2-Butanone	<	10		ug/L	
OU5	K1-08	11/22/21		2-Chloro-1,3-butadiene	<	5		ug/L	
OU5	K1-08	11/22/21		2-Chloroethylvinylether	<	10		ug/L	L
OU5	K1-08	11/22/21		2-Hexanone	<	10		ug/L	
OU5	K1-08	11/22/21		4-Methyl-2-pentanone	<	10		ug/L	
OU5	K1-08	11/22/21		Acetone	<	10		ug/L	
OU5	K1-08	11/22/21		Acetonitrile	<	100		ug/L	

Attachment 1. Table 1. Groundwater analytical data, Site 300, 2021.

OU	Location	Date	Sample Type	Parameter	LOS Indicator	Result	Error	Units	QA Flag
OU5	K1-08	11/22/21		Acrolein	<	50		ug/L	
OU5	K1-08	11/22/21		Acrylonitrile	<	50		ug/L	
OU5	K1-08	11/22/21		Benzene	<	0.5		ug/L	
OU5	K1-08	11/22/21		Benzyl Chloride	<	5		ug/L	
OU5	K1-08	11/22/21		Bromodichloromethane	<	0.5		ug/L	
OU5	K1-08	11/22/21		Bromoform	<	0.5		ug/L	
OU5	K1-08	11/22/21		Bromomethane	<	0.5		ug/L	J
OU5	K1-08	11/22/21		Carbon disulfide	<	5		ug/L	
OU5	K1-08	11/22/21		Carbon tetrachloride	<	0.5		ug/L	
OU5	K1-08	11/22/21		Chlorobenzene	<	0.5		ug/L	
OU5	K1-08	11/22/21		Chloroethane	<	0.5		ug/L	
OU5	K1-08	11/22/21		Chloroform	<	0.5		ug/L	
OU5	K1-08	11/22/21		Chloromethane	<	0.5		ug/L	
OU5	K1-08	11/22/21		cis-1,2-Dichloroethene	<	0.5		ug/L	
OU5	K1-08	11/22/21		cis-1,3-Dichloropropene	<	0.5		ug/L	
OU5	K1-08	11/22/21		Dibromochloromethane	<	0.5		ug/L	
OU5	K1-08	11/22/21		Dichlorodifluoromethane	<	0.5		ug/L	
OU5	K1-08	11/22/21		Ethanol	<	1000		ug/L	
OU5	K1-08	11/22/21		Ethylbenzene	<	0.5		ug/L	
OU5	K1-08	11/22/21		Methylene chloride	<	1		ug/L	
OU5	K1-08	11/22/21		Styrene	<	0.5		ug/L	
OU5	K1-08	11/22/21		Tetrachloroethene	<	0.5		ug/L	
OU5	K1-08	11/22/21		Toluene	<	0.5		ug/L	
OU5	K1-08	11/22/21		Total Xylene Isomers	<	1		ug/L	
OU5	K1-08	11/22/21		trans-1,2-Dichloroethene	<	0.5		ug/L	
OU5	K1-08	11/22/21		trans-1,3-Dichloropropene	<	0.5		ug/L	
OU5	K1-08	11/22/21		Trichloroethene	<	0.5		ug/L	
OU5	K1-08	11/22/21		Trichlorofluoromethane	<	0.5		ug/L	
OU5	K1-08	11/22/21		Trichlorotrifluoroethane		11		ug/L	
OU5	K1-08	11/22/21		Vinyl acetate	<	20		ug/L	
OU5	K1-08	11/22/21		Vinyl chloride	<	0.5		ug/L	
OU5	K1-08	11/22/21		HMX	<	1.2		ug/L	D
OU5	K1-08	11/22/21		RDX	<	1.2		ug/L	D
OU5	K1-08	11/22/21		Gross alpha		3.3	1.83	pCi/L	
OU5	K1-08	11/22/21		Gross beta		4.01	1.3	pCi/L	
OU5	K1-08	11/22/21		Tritium		225	83.3	pCi/L	
OU5	K1-08	11/22/21		Total Uranium (in activity)		2.8	0.046	pCi/L	D
OU5	K1-08	11/22/21		Total Uranium (in mass)		2.7	0.0068	ug/L	D
OU5	K1-08	11/22/21		Uranium 234 (in activity)		1.9	0.046	pCi/L	D
OU5	K1-08	11/22/21		Uranium 234/238		0.0001139	0.0000027	atom/atom	D
OU5	K1-08	11/22/21		Uranium 235 (in activity)		0.042	0.00018	pCi/L	D
OU5	K1-08	11/22/21		Uranium 235/238		0.007227	0.000025	atom/atom	D
OU5	K1-08	11/22/21		Uranium 236 (in activity)	<	0.00017		pCi/L	D
OU5	K1-08	11/22/21		Uranium 236/238	<	0.000001		atom/atom	D
OU5	K1-08	11/22/21		Uranium 238 (in activity)		0.89	0.0023	pCi/L	D
OU5	K1-08	11/22/21		Uranium 238 (in mass)		2.7	0.0068	ug/L	D
OU5	K1-08	11/22/21		Radium 226	<	0.25	0.077	pCi/L	
OU5	K1-08	11/22/21		Arsenic		0.011		mg/L	
OU5	K1-08	11/22/21		Barium		0.041		mg/L	
OU5	K1-08	11/22/21		Beryllium	<	0.0005		mg/L	
OU5	K1-08	11/22/21		Cadmium	<	0.0005		mg/L	
OU5	K1-08	11/22/21		Cobalt	<	0.001		mg/L	
OU5	K1-08	11/22/21		Copper	<	0.01		mg/L	
OU5	K1-08	11/22/21		Lead	<	0.002		mg/L	
OU5	K1-08	11/22/21		Nickel	<	0.005		mg/L	
OU5	K1-08	11/22/21		Vanadium		0.056		mg/L	
OU5	K1-08	11/22/21		Zinc	<	0.005		mg/L	
OU5	K1-09	1/13/21		Thorium 228	<	0.25	0.0504	pCi/L	
OU5	K1-09	1/13/21		Thorium 230	<	0.15	0.0772	pCi/L	
OU5	K1-09	1/13/21		Thorium 232	<	0.15	0.0325	pCi/L	
OU5	K1-09	1/13/21		Uranium 234 and 233 (in activity)		1.79	0.296	pCi/L	O
OU5	K1-09	1/13/21		Uranium 235 and 236 (in activity)	<	0.1	0.056	pCi/L	
OU5	K1-09	1/13/21		Uranium 238 (in activity)		1.05	0.203	pCi/L	
OU5	K1-09	1/13/21		Nitrate (as NO3)		35		mg/L	
OU5	K1-09	1/13/21		Perchlorate	<	4		ug/L	
OU5	K1-09	1/13/21		Aldrin	<	0.005		ug/L	D

Attachment 1. Table 1. Groundwater analytical data, Site 300, 2021.

OU	Location	Date	Sample Type	Parameter	LOS Indicator	Result	Error	Units	QA Flag
OU5	K1-09	1/13/21		BHC, alpha isomer	<	0.005		ug/L	D
OU5	K1-09	1/13/21		BHC, beta isomer	<	0.005		ug/L	D
OU5	K1-09	1/13/21		BHC, delta isomer	<	0.005		ug/L	D
OU5	K1-09	1/13/21		BHC, gamma isomer (Lindane)	<	0.005		ug/L	D
OU5	K1-09	1/13/21		Chlordane	<	0.5		ug/L	D
OU5	K1-09	1/13/21		Dieldrin	<	0.005		ug/L	D
OU5	K1-09	1/13/21		Endosulfan I	<	0.005		ug/L	D
OU5	K1-09	1/13/21		Endosulfan II	<	0.005		ug/L	D
OU5	K1-09	1/13/21		Endosulfan sulfate	<	0.005		ug/L	D
OU5	K1-09	1/13/21		Endrin	<	0.005		ug/L	D
OU5	K1-09	1/13/21		Endrin aldehyde	<	0.01		ug/L	D
OU5	K1-09	1/13/21		Heptachlor	<	0.005		ug/L	D
OU5	K1-09	1/13/21		Heptachlor epoxide	<	0.005		ug/L	D
OU5	K1-09	1/13/21		Methoxychlor	<	0.005		ug/L	D
OU5	K1-09	1/13/21		p,p-DDD	<	0.005		ug/L	D
OU5	K1-09	1/13/21		p,p-DDE	<	0.005		ug/L	D
OU5	K1-09	1/13/21		p,p-DDT	<	0.005		ug/L	D
OU5	K1-09	1/13/21		PCB 1016	<	0.2		ug/L	D
OU5	K1-09	1/13/21		PCB 1221	<	0.2		ug/L	D
OU5	K1-09	1/13/21		PCB 1232	<	0.2		ug/L	D
OU5	K1-09	1/13/21		PCB 1242	<	0.2		ug/L	D
OU5	K1-09	1/13/21		PCB 1248	<	0.2		ug/L	D
OU5	K1-09	1/13/21		PCB 1254	<	0.2		ug/L	D
OU5	K1-09	1/13/21		PCB 1260	<	0.2		ug/L	D
OU5	K1-09	1/13/21		Total PCBs	<	0.2		ug/L	D
OU5	K1-09	1/13/21		Toxaphene	<	2		ug/L	D
OU5	K1-09	1/13/21		1,2-Dichlorobenzene	<	2		ug/L	D
OU5	K1-09	1/13/21		1,2,4-Trichlorobenzene	<	2		ug/L	D
OU5	K1-09	1/13/21		1,3-Dichlorobenzene	<	2		ug/L	D
OU5	K1-09	1/13/21		1,4-Dichlorobenzene	<	2		ug/L	D
OU5	K1-09	1/13/21		2-Chloronaphthalene	<	2		ug/L	D
OU5	K1-09	1/13/21		2-Chlorophenol	<	2		ug/L	D
OU5	K1-09	1/13/21		2-Methyl-4,6-dinitrophenol	<	10		ug/L	D
OU5	K1-09	1/13/21		2-Methylnaphthalene	<	2		ug/L	D
OU5	K1-09	1/13/21		2-Nitroaniline	<	2		ug/L	D
OU5	K1-09	1/13/21		2,4-Dichlorophenol	<	2		ug/L	D
OU5	K1-09	1/13/21		2,4-Dimethylphenol	<	2		ug/L	D
OU5	K1-09	1/13/21		2,4-Dinitrophenol	<	10		ug/L	D
OU5	K1-09	1/13/21		2,4-Dinitrotoluene	<	2		ug/L	D
OU5	K1-09	1/13/21		2,4,5-Trichlorophenol	<	5		ug/L	D
OU5	K1-09	1/13/21		2,4,6-Trichlorophenol	<	5		ug/L	D
OU5	K1-09	1/13/21		2,6-Dinitrotoluene	<	2		ug/L	D
OU5	K1-09	1/13/21		3-Nitroaniline	<	2		ug/L	D
OU5	K1-09	1/13/21		3,3-Dichlorobenzidine	<	10		ug/L	D
OU5	K1-09	1/13/21		4-Bromophenylphenylether	<	2		ug/L	D
OU5	K1-09	1/13/21		4-Chloro-3-methylphenol	<	5		ug/L	D
OU5	K1-09	1/13/21		4-Chloroaniline	<	2		ug/L	D
OU5	K1-09	1/13/21		4-Chlorophenylphenylether	<	2		ug/L	D
OU5	K1-09	1/13/21		4-Nitroaniline	<	5		ug/L	D
OU5	K1-09	1/13/21		4-Nitrophenol	<	2		ug/L	D
OU5	K1-09	1/13/21		Acenaphthene	<	2		ug/L	D
OU5	K1-09	1/13/21		Acenaphthylene	<	2		ug/L	D
OU5	K1-09	1/13/21		Anthracene	<	2		ug/L	D
OU5	K1-09	1/13/21		Benzo(a)anthracene	<	2		ug/L	D
OU5	K1-09	1/13/21		Benzo(a)pyrene	<	2		ug/L	D
OU5	K1-09	1/13/21		Benzo(b)fluoranthene	<	2		ug/L	D
OU5	K1-09	1/13/21		Benzo(g,h,i)perylene	<	2		ug/L	D
OU5	K1-09	1/13/21		Benzo(k)fluoranthene	<	2		ug/L	D
OU5	K1-09	1/13/21		Benzoic Acid	<	10		ug/L	D
OU5	K1-09	1/13/21		Benzyl Alcohol	<	2		ug/L	D
OU5	K1-09	1/13/21		Bis(2-chloroethoxy)methane	<	2		ug/L	D
OU5	K1-09	1/13/21		Bis(2-chloroisopropyl)ether	<	2		ug/L	D
OU5	K1-09	1/13/21		Bis(2-ethylhexyl)phthalate	<	5		ug/L	D
OU5	K1-09	1/13/21		Butylbenzylphthalate	<	2		ug/L	D
OU5	K1-09	1/13/21		Chrysene	<	2		ug/L	D
OU5	K1-09	1/13/21		Di-n-octylphthalate	<	2		ug/L	D

Attachment 1. Table 1. Groundwater analytical data, Site 300, 2021.

OU	Location	Date	Sample Type	Parameter	LOS Indicator	Result	Error	Units	QA Flag
OU5	K1-09	1/13/21		Dibenzo(a,h)anthracene	<	3		ug/L	D
OU5	K1-09	1/13/21		Dibenzofuran	<	2		ug/L	D
OU5	K1-09	1/13/21		Dibutylphthalate	<	2		ug/L	D
OU5	K1-09	1/13/21		Diethylphthalate	<	2		ug/L	D
OU5	K1-09	1/13/21		Dimethylphthalate	<	2		ug/L	D
OU5	K1-09	1/13/21		Fluoranthene	<	2		ug/L	D
OU5	K1-09	1/13/21		Fluorene	<	2		ug/L	D
OU5	K1-09	1/13/21		Hexachlorobenzene	<	2		ug/L	D
OU5	K1-09	1/13/21		Hexachlorobutadiene	<	2		ug/L	D
OU5	K1-09	1/13/21		Hexachlorocyclopentadiene	<	2		ug/L	D
OU5	K1-09	1/13/21		Indeno(1,2,3-c,d)pyrene	<	2		ug/L	D
OU5	K1-09	1/13/21		Isophorone	<	2		ug/L	D
OU5	K1-09	1/13/21		m- and p- Cresol	<	2		ug/L	D
OU5	K1-09	1/13/21		N-Nitrosodi-n-propylamine	<	2		ug/L	D
OU5	K1-09	1/13/21		Naphthalene	<	2		ug/L	D
OU5	K1-09	1/13/21		Nitrobenzene	<	2		ug/L	D
OU5	K1-09	1/13/21		o-Cresol	<	2		ug/L	D
OU5	K1-09	1/13/21		Pentachlorophenol	<	10		ug/L	D
OU5	K1-09	1/13/21		Phenanthrene	<	2		ug/L	D
OU5	K1-09	1/13/21		Phenol	<	2		ug/L	D
OU5	K1-09	1/13/21		Pyrene	<	2		ug/L	D
OU5	K1-09	1/13/21		PCB 1016	<	0.5		ug/L	DH
OU5	K1-09	1/13/21		PCB 1221	<	0.5		ug/L	DH
OU5	K1-09	1/13/21		PCB 1232	<	0.5		ug/L	DH
OU5	K1-09	1/13/21		PCB 1242	<	0.5		ug/L	DH
OU5	K1-09	1/13/21		PCB 1248	<	0.5		ug/L	DH
OU5	K1-09	1/13/21		PCB 1254	<	0.5		ug/L	DH
OU5	K1-09	1/13/21		PCB 1260	<	0.5		ug/L	DH
OU5	K1-09	1/13/21		1,1-Dichloroethane	<	0.5		ug/L	
OU5	K1-09	1/13/21		1,1-Dichloroethene	<	0.5		ug/L	
OU5	K1-09	1/13/21		1,1,1-Trichloroethane	<	0.5		ug/L	
OU5	K1-09	1/13/21		1,1,1,2-Tetrachloroethane	<	0.5		ug/L	
OU5	K1-09	1/13/21		1,1,2-Trichloroethane	<	0.5		ug/L	
OU5	K1-09	1/13/21		1,1,2,2-Tetrachloroethane	<	0.5		ug/L	
OU5	K1-09	1/13/21		1,2-Dibromo-3-chloropropane	<	1		ug/L	
OU5	K1-09	1/13/21		1,2-Dichloroethane	<	0.5		ug/L	
OU5	K1-09	1/13/21		1,2-Dichloroethene (total)	<	1		ug/L	
OU5	K1-09	1/13/21		1,2-Dichloropropane	<	0.5		ug/L	
OU5	K1-09	1/13/21		1,2,3-Trichloropropane	<	1		ug/L	
OU5	K1-09	1/13/21		1,4-Dichloro-2-butene	<	5		ug/L	
OU5	K1-09	1/13/21		1,4-Dioxane	<	100		ug/L	
OU5	K1-09	1/13/21		2-Butanone	<	10		ug/L	
OU5	K1-09	1/13/21		2-Chloro-1,3-butadiene	<	5		ug/L	
OU5	K1-09	1/13/21		2-Chloroethylvinylether	<	10		ug/L	
OU5	K1-09	1/13/21		2-Hexanone	<	10		ug/L	
OU5	K1-09	1/13/21		4-Methyl-2-pentanone	<	10		ug/L	
OU5	K1-09	1/13/21		Acetone	<	10		ug/L	
OU5	K1-09	1/13/21		Acetonitrile	<	100		ug/L	
OU5	K1-09	1/13/21		Acrolein	<	50		ug/L	
OU5	K1-09	1/13/21		Acrylonitrile	<	50		ug/L	
OU5	K1-09	1/13/21		Benzene	<	0.5		ug/L	
OU5	K1-09	1/13/21		Benzyl Chloride	<	5		ug/L	
OU5	K1-09	1/13/21		Bromodichloromethane	<	0.5		ug/L	
OU5	K1-09	1/13/21		Bromoform	<	0.5		ug/L	
OU5	K1-09	1/13/21		Bromomethane	<	0.5		ug/L	
OU5	K1-09	1/13/21		Carbon disulfide	<	5		ug/L	
OU5	K1-09	1/13/21		Carbon tetrachloride	<	0.5		ug/L	
OU5	K1-09	1/13/21		Chlorobenzene	<	0.5		ug/L	
OU5	K1-09	1/13/21		Chloroethane	<	0.5		ug/L	
OU5	K1-09	1/13/21		Chloroform	<	0.5		ug/L	
OU5	K1-09	1/13/21		Chloromethane	<	0.5		ug/L	
OU5	K1-09	1/13/21		cis-1,2-Dichloroethene	<	0.5		ug/L	
OU5	K1-09	1/13/21		cis-1,3-Dichloropropene	<	0.5		ug/L	
OU5	K1-09	1/13/21		Dibromochloromethane	<	0.5		ug/L	
OU5	K1-09	1/13/21		Dichlorodifluoromethane	<	0.5		ug/L	
OU5	K1-09	1/13/21		Ethanol	<	1000		ug/L	

Attachment 1. Table 1. Groundwater analytical data, Site 300, 2021.

OU	Location	Date	Sample Type	Parameter	LOS Indicator	Result	Error	Units	QA Flag
OU5	K1-09	1/13/21		Ethylbenzene	<	0.5		ug/L	
OU5	K1-09	1/13/21		Methylene chloride	<	1		ug/L	
OU5	K1-09	1/13/21		Styrene	<	0.5		ug/L	
OU5	K1-09	1/13/21		Tetrachloroethene	<	0.5		ug/L	
OU5	K1-09	1/13/21		Toluene	<	0.5		ug/L	
OU5	K1-09	1/13/21		Total Xylene Isomers	<	1		ug/L	
OU5	K1-09	1/13/21		trans-1,2-Dichloroethene	<	0.5		ug/L	
OU5	K1-09	1/13/21		trans-1,3-Dichloropropene	<	0.5		ug/L	
OU5	K1-09	1/13/21		Trichloroethene	<	0.5		ug/L	
OU5	K1-09	1/13/21		Trichlorofluoromethane	<	0.5		ug/L	
OU5	K1-09	1/13/21		Trichlorotrifluoroethane		37		ug/L	
OU5	K1-09	1/13/21		Vinyl acetate	<	20		ug/L	
OU5	K1-09	1/13/21		Vinyl chloride	<	0.5		ug/L	
OU5	K1-09	1/13/21		HMX	<	1		ug/L	
OU5	K1-09	1/13/21		RDX	<	1		ug/L	
OU5	K1-09	1/13/21		Gross alpha	<	2	1.25	pCi/L	
OU5	K1-09	1/13/21		Gross beta	<	3	1.1	pCi/L	
OU5	K1-09	1/13/21		Tritium		316	102	pCi/L	
OU5	K1-09	1/13/21		Total Organic Carbon (TOC)	<	1		mg/L	
OU5	K1-09	1/13/21		Field Oxidation Potential (Eh)		117		mVolts	
OU5	K1-09	1/13/21		Field pH		7.64		Units	
OU5	K1-09	1/13/21		Field Specific Conductance		1171		umhos/cm	
OU5	K1-09	1/13/21		Field Temperature		21.3		Degrees C	
OU5	K1-09	1/13/21		Aluminum	<	0.2		mg/L	
OU5	K1-09	1/13/21		Bicarbonate Alk (as CaCO3)		160		mg/L	
OU5	K1-09	1/13/21		Calcium		46		mg/L	
OU5	K1-09	1/13/21		Carbonate Alk (as CaCO3)	<	4.1		mg/L	
OU5	K1-09	1/13/21		Chloride		48		mg/L	
OU5	K1-09	1/13/21		Copper	<	0.05		mg/L	
OU5	K1-09	1/13/21		Fluoride		0.41		mg/L	
OU5	K1-09	1/13/21		Hydroxide Alk (as CaCO3)	<	4.1		mg/L	
OU5	K1-09	1/13/21		Iron	<	0.1		mg/L	
OU5	K1-09	1/13/21		Magnesium		21		mg/L	
OU5	K1-09	1/13/21		Manganese	<	0.03		mg/L	
OU5	K1-09	1/13/21		Nickel	<	0.1		mg/L	
OU5	K1-09	1/13/21		Nitrate (as N)		8		mg/L	
OU5	K1-09	1/13/21		Nitrate (as NO3)		35		mg/L	
OU5	K1-09	1/13/21		Nitrite (as N)	<	0.5		mg/L	
OU5	K1-09	1/13/21		Ortho-Phosphate		0.25		mg/L	
OU5	K1-09	1/13/21		pH		7.89		Units	
OU5	K1-09	1/13/21		Potassium		2.7		mg/L	
OU5	K1-09	1/13/21		Sodium		42		mg/L	
OU5	K1-09	1/13/21		Specific Conductance		626		umhos/cm	
OU5	K1-09	1/13/21		Sulfate		61		mg/L	
OU5	K1-09	1/13/21		Surfactants	<	0.5		mg/L	
OU5	K1-09	1/13/21		Total Alkalinity (as CaCO3)		160		mg/L	
OU5	K1-09	1/13/21		Total dissolved solids (TDS)		470		mg/L	D
OU5	K1-09	1/13/21		Total Hardness (as CaCO3)		200		mg/L	
OU5	K1-09	1/13/21		Total Phosphorus (as PO4)		0.34		mg/L	O
OU5	K1-09	1/13/21		Zinc	<	0.05		mg/L	B
OU5	K1-09	1/13/21		Radium 226	<	0.25	0.084	pCi/L	
OU5	K1-09	1/13/21		Arsenic		0.013		mg/L	
OU5	K1-09	1/13/21		Barium		0.043		mg/L	
OU5	K1-09	1/13/21		Beryllium	<	0.0005		mg/L	
OU5	K1-09	1/13/21		Cadmium	<	0.0005		mg/L	
OU5	K1-09	1/13/21		Cobalt	<	0.001		mg/L	
OU5	K1-09	1/13/21		Copper	<	0.01		mg/L	
OU5	K1-09	1/13/21		Lead	<	0.002		mg/L	
OU5	K1-09	1/13/21		Nickel	<	0.005		mg/L	
OU5	K1-09	1/13/21		Vanadium		0.063		mg/L	
OU5	K1-09	1/13/21		Zinc		0.017		mg/L	
OU5	K1-09	1/13/21		Chromium	<	0.001		mg/L	
OU5	K1-09	1/13/21		Iron	<	0.05		mg/L	
OU5	K1-09	1/13/21		Manganese	<	0.01		mg/L	
OU5	K1-09	1/13/21		Mercury	<	0.0002		mg/L	
OU5	K1-09	1/13/21		Selenium	<	0.002		mg/L	

Attachment 1. Table 1. Groundwater analytical data, Site 300, 2021.

OU	Location	Date	Sample Type	Parameter	LOS Indicator	Result	Error	Units	QA Flag
OU5	K1-09	1/13/21		Silver	<	0.0005		mg/L	
OU5	K1-09	1/13/21		Sodium		42		mg/L	
OU5	K1-09	1/13/21	DUP	Arsenic		0.016		mg/L	
OU5	K1-09	1/13/21	DUP	Barium		0.043		mg/L	
OU5	K1-09	1/13/21	DUP	Beryllium	<	0.0001		mg/L	
OU5	K1-09	1/13/21	DUP	Cadmium	<	0.0001		mg/L	
OU5	K1-09	1/13/21	DUP	Cobalt		0.00014		mg/L	
OU5	K1-09	1/13/21	DUP	Copper		0.00083		mg/L	
OU5	K1-09	1/13/21	DUP	Lead	<	0.00025		mg/L	
OU5	K1-09	1/13/21	DUP	Nickel		0.0014		mg/L	
OU5	K1-09	1/13/21	DUP	Vanadium		0.061		mg/L	
OU5	K1-09	1/13/21	DUP	Zinc	<	0.005		mg/L	
OU5	K1-09	4/28/21		Thorium 228	<	0.25	0.0505	pCi/L	
OU5	K1-09	4/28/21		Thorium 230	<	0.15	0.0457	pCi/L	
OU5	K1-09	4/28/21		Thorium 232	<	0.15	0.0322	pCi/L	
OU5	K1-09	4/28/21		Uranium 234 and 233 (in activity)		2.26	0.277	pCi/L	
OU5	K1-09	4/28/21		Uranium 235 and 236 (in activity)	<	0.1	0.0349	pCi/L	
OU5	K1-09	4/28/21		Uranium 238 (in activity)		0.981	0.148	pCi/L	
OU5	K1-09	4/28/21		Nitrate (as NO3)		34		mg/L	
OU5	K1-09	4/28/21		Perchlorate	<	4		ug/L	
OU5	K1-09	4/28/21		1,1-Dichloroethane	<	0.5		ug/L	
OU5	K1-09	4/28/21		1,1-Dichloroethene	<	0.5		ug/L	
OU5	K1-09	4/28/21		1,1,1-Trichloroethane	<	0.5		ug/L	
OU5	K1-09	4/28/21		1,1,1,2-Tetrachloroethane	<	0.5		ug/L	
OU5	K1-09	4/28/21		1,1,2-Trichloroethane	<	0.5		ug/L	
OU5	K1-09	4/28/21		1,1,2,2-Tetrachloroethane	<	0.5		ug/L	
OU5	K1-09	4/28/21		1,2-Dibromo-3-chloropropane	<	1		ug/L	
OU5	K1-09	4/28/21		1,2-Dichloroethane	<	0.5		ug/L	
OU5	K1-09	4/28/21		1,2-Dichloroethene (total)	<	1		ug/L	
OU5	K1-09	4/28/21		1,2-Dichloropropane	<	0.5		ug/L	
OU5	K1-09	4/28/21		1,2,3-Trichloropropane	<	1		ug/L	
OU5	K1-09	4/28/21		1,4-Dichloro-2-butene	<	5		ug/L	
OU5	K1-09	4/28/21		1,4-Dioxane	<	100		ug/L	
OU5	K1-09	4/28/21		2-Butanone	<	10		ug/L	
OU5	K1-09	4/28/21		2-Chloro-1,3-butadiene	<	5		ug/L	
OU5	K1-09	4/28/21		2-Chloroethylvinylether	<	10		ug/L	
OU5	K1-09	4/28/21		2-Hexanone	<	10		ug/L	
OU5	K1-09	4/28/21		4-Methyl-2-pentanone	<	10		ug/L	
OU5	K1-09	4/28/21		Acetone	<	10		ug/L	
OU5	K1-09	4/28/21		Acetonitrile	<	100		ug/L	
OU5	K1-09	4/28/21		Acrolein	<	50		ug/L	
OU5	K1-09	4/28/21		Acrylonitrile	<	50		ug/L	
OU5	K1-09	4/28/21		Benzene	<	0.5		ug/L	
OU5	K1-09	4/28/21		Benzyl Chloride	<	5		ug/L	
OU5	K1-09	4/28/21		Bromodichloromethane	<	0.5		ug/L	
OU5	K1-09	4/28/21		Bromoform	<	0.5		ug/L	
OU5	K1-09	4/28/21		Bromomethane	<	0.5		ug/L	
OU5	K1-09	4/28/21		Carbon disulfide	<	5		ug/L	
OU5	K1-09	4/28/21		Carbon tetrachloride	<	0.5		ug/L	
OU5	K1-09	4/28/21		Chlorobenzene	<	0.5		ug/L	
OU5	K1-09	4/28/21		Chloroethane	<	0.5		ug/L	
OU5	K1-09	4/28/21		Chloroform	<	0.5		ug/L	
OU5	K1-09	4/28/21		Chloromethane	<	0.5		ug/L	
OU5	K1-09	4/28/21		cis-1,2-Dichloroethene	<	0.5		ug/L	
OU5	K1-09	4/28/21		cis-1,3-Dichloropropene	<	0.5		ug/L	
OU5	K1-09	4/28/21		Dibromochloromethane	<	0.5		ug/L	
OU5	K1-09	4/28/21		Dichlorodifluoromethane	<	0.5		ug/L	
OU5	K1-09	4/28/21		Ethanol	<	1000		ug/L	
OU5	K1-09	4/28/21		Ethylbenzene	<	0.5		ug/L	
OU5	K1-09	4/28/21		Methylene chloride	<	1		ug/L	
OU5	K1-09	4/28/21		Styrene	<	0.5		ug/L	
OU5	K1-09	4/28/21		Tetrachloroethene	<	0.5		ug/L	
OU5	K1-09	4/28/21		Toluene	<	0.5		ug/L	
OU5	K1-09	4/28/21		Total Xylene Isomers	<	1		ug/L	
OU5	K1-09	4/28/21		trans-1,2-Dichloroethene	<	0.5		ug/L	
OU5	K1-09	4/28/21		trans-1,3-Dichloropropene	<	0.5		ug/L	

Attachment 1. Table 1. Groundwater analytical data, Site 300, 2021.

OU	Location	Date	Sample Type	Parameter	LOS Indicator	Result	Error	Units	QA Flag
OU5	K1-09	4/28/21		Trichloroethene	<	0.5		ug/L	
OU5	K1-09	4/28/21		Trichlorofluoromethane	<	0.5		ug/L	
OU5	K1-09	4/28/21		Trichlorotrifluoroethane		34		ug/L	
OU5	K1-09	4/28/21		Vinyl acetate	<	20		ug/L	
OU5	K1-09	4/28/21		Vinyl chloride	<	0.5		ug/L	
OU5	K1-09	4/28/21		HMX	<	1		ug/L	D
OU5	K1-09	4/28/21		RDX	<	1		ug/L	D
OU5	K1-09	4/28/21		Gross alpha		3.26	0.966	pCi/L	
OU5	K1-09	4/28/21		Gross beta		3.22	0.741	pCi/L	
OU5	K1-09	4/28/21		Tritium		174	78.2	pCi/L	
OU5	K1-09	4/28/21		Field Oxidation Potential (Eh)		-102		mVolts	
OU5	K1-09	4/28/21		Field pH		7.78		Units	
OU5	K1-09	4/28/21		Field Specific Conductance		1115		umhos/cm	
OU5	K1-09	4/28/21		Field Temperature		20.2		Degrees C	
OU5	K1-09	4/28/21		Radium 226	<	0.25	0.088	pCi/L	
OU5	K1-09	4/28/21		Arsenic		0.014		mg/L	
OU5	K1-09	4/28/21		Barium		0.043		mg/L	
OU5	K1-09	4/28/21		Beryllium	<	0.0005		mg/L	
OU5	K1-09	4/28/21		Cadmium	<	0.0005		mg/L	
OU5	K1-09	4/28/21		Cobalt	<	0.025		mg/L	
OU5	K1-09	4/28/21		Copper	<	0.01		mg/L	
OU5	K1-09	4/28/21		Lead	<	0.002		mg/L	
OU5	K1-09	4/28/21		Nickel	<	0.005		mg/L	
OU5	K1-09	4/28/21		Vanadium		0.06		mg/L	
OU5	K1-09	4/28/21		Zinc	<	0.02		mg/L	
OU5	K1-09	8/11/21		Thorium 228	<	0.25	0.0611	pCi/L	
OU5	K1-09	8/11/21		Thorium 230	<	0.15	0.0584	pCi/L	
OU5	K1-09	8/11/21		Thorium 232	<	0.15	0.0237	pCi/L	
OU5	K1-09	8/11/21		Uranium 234 and 233 (in activity)		2.09	0.262	pCi/L	
OU5	K1-09	8/11/21		Uranium 235 and 236 (in activity)	<	0.1	0.0381	pCi/L	O
OU5	K1-09	8/11/21		Uranium 238 (in activity)		1.04	0.157	pCi/L	
OU5	K1-09	8/11/21		Nitrate (as NO3)		37		mg/L	
OU5	K1-09	8/11/21		Perchlorate	<	2		ug/L	E
OU5	K1-09	8/11/21		1,1-Dichloroethane	<	0.5		ug/L	
OU5	K1-09	8/11/21		1,1-Dichloroethene	<	0.5		ug/L	
OU5	K1-09	8/11/21		1,1,1-Trichloroethane	<	0.5		ug/L	
OU5	K1-09	8/11/21		1,1,1,2-Tetrachloroethane	<	0.5		ug/L	
OU5	K1-09	8/11/21		1,1,2-Trichloroethane	<	0.5		ug/L	
OU5	K1-09	8/11/21		1,1,2,2-Tetrachloroethane	<	0.5		ug/L	
OU5	K1-09	8/11/21		1,2-Dibromo-3-chloropropane	<	1		ug/L	
OU5	K1-09	8/11/21		1,2-Dichloroethane	<	0.5		ug/L	
OU5	K1-09	8/11/21		1,2-Dichloroethene (total)	<	1		ug/L	
OU5	K1-09	8/11/21		1,2-Dichloropropane	<	0.5		ug/L	
OU5	K1-09	8/11/21		1,2,3-Trichloropropane	<	1		ug/L	
OU5	K1-09	8/11/21		1,4-Dichloro-2-butene	<	5		ug/L	
OU5	K1-09	8/11/21		1,4-Dioxane	<	100		ug/L	
OU5	K1-09	8/11/21		2-Butanone	<	10		ug/L	
OU5	K1-09	8/11/21		2-Chloro-1,3-butadiene	<	5		ug/L	
OU5	K1-09	8/11/21		2-Chloroethylvinylether	<	10		ug/L	
OU5	K1-09	8/11/21		2-Hexanone	<	10		ug/L	
OU5	K1-09	8/11/21		4-Methyl-2-pentanone	<	10		ug/L	
OU5	K1-09	8/11/21		Acetone	<	10		ug/L	
OU5	K1-09	8/11/21		Acetonitrile	<	100		ug/L	J
OU5	K1-09	8/11/21		Acrolein	<	50		ug/L	
OU5	K1-09	8/11/21		Acrylonitrile	<	50		ug/L	
OU5	K1-09	8/11/21		Benzene	<	0.5		ug/L	
OU5	K1-09	8/11/21		Benzyl Chloride	<	5		ug/L	
OU5	K1-09	8/11/21		Bromodichloromethane	<	0.5		ug/L	
OU5	K1-09	8/11/21		Bromoform	<	0.5		ug/L	
OU5	K1-09	8/11/21		Bromomethane	<	0.5		ug/L	
OU5	K1-09	8/11/21		Carbon disulfide	<	5		ug/L	
OU5	K1-09	8/11/21		Carbon tetrachloride	<	0.5		ug/L	
OU5	K1-09	8/11/21		Chlorobenzene	<	0.5		ug/L	
OU5	K1-09	8/11/21		Chloroethane	<	0.5		ug/L	
OU5	K1-09	8/11/21		Chloroform	<	0.5		ug/L	
OU5	K1-09	8/11/21		Chloromethane	<	0.5		ug/L	

Attachment 1. Table 1. Groundwater analytical data, Site 300, 2021.

OU	Location	Date	Sample Type	Parameter	LOS Indicator	Result	Error	Units	QA Flag
OU5	K1-09	8/11/21		cis-1,2-Dichloroethene	<	0.5		ug/L	
OU5	K1-09	8/11/21		cis-1,3-Dichloropropene	<	0.5		ug/L	
OU5	K1-09	8/11/21		Dibromochloromethane	<	0.5		ug/L	
OU5	K1-09	8/11/21		Dichlorodifluoromethane	<	0.5		ug/L	
OU5	K1-09	8/11/21		Ethanol	<	1000		ug/L	
OU5	K1-09	8/11/21		Ethylbenzene	<	0.5		ug/L	
OU5	K1-09	8/11/21		Methylene chloride	<	1		ug/L	
OU5	K1-09	8/11/21		Styrene	<	0.5		ug/L	
OU5	K1-09	8/11/21		Tetrachloroethene	<	0.5		ug/L	
OU5	K1-09	8/11/21		Toluene	<	0.5		ug/L	
OU5	K1-09	8/11/21		Total Xylene Isomers	<	1		ug/L	
OU5	K1-09	8/11/21		trans-1,2-Dichloroethene	<	0.5		ug/L	
OU5	K1-09	8/11/21		trans-1,3-Dichloropropene	<	0.5		ug/L	
OU5	K1-09	8/11/21		Trichloroethene	<	0.5		ug/L	
OU5	K1-09	8/11/21		Trichlorofluoromethane	<	0.5		ug/L	
OU5	K1-09	8/11/21		Trichlorotrifluoroethane		38		ug/L	
OU5	K1-09	8/11/21		Vinyl acetate	<	20		ug/L	
OU5	K1-09	8/11/21		Vinyl chloride	<	0.5		ug/L	
OU5	K1-09	8/11/21		HMX	<	1		ug/L	
OU5	K1-09	8/11/21		RDX	<	1		ug/L	
OU5	K1-09	8/11/21		Gross alpha		2.95	1.74	pCi/L	
OU5	K1-09	8/11/21		Gross beta	<	3	1.33	pCi/L	
OU5	K1-09	8/11/21		Tritium		183	79.4	pCi/L	
OU5	K1-09	8/11/21		Field Oxidation Potential (Eh)		149		mVolts	
OU5	K1-09	8/11/21		Field pH		8.01		Units	
OU5	K1-09	8/11/21		Field Specific Conductance		630.4		umhos/cm	
OU5	K1-09	8/11/21		Field Temperature		23.1		Degrees C	
OU5	K1-09	8/11/21		Radium 226	<	0.25	0.11	pCi/L	
OU5	K1-09	8/11/21		Arsenic		0.014		mg/L	
OU5	K1-09	8/11/21		Barium		0.043		mg/L	
OU5	K1-09	8/11/21		Beryllium	<	0.0005		mg/L	
OU5	K1-09	8/11/21		Cadmium	<	0.0005		mg/L	E
OU5	K1-09	8/11/21		Cobalt	<	0.025		mg/L	E
OU5	K1-09	8/11/21		Copper	<	0.01		mg/L	E
OU5	K1-09	8/11/21		Lead	<	0.002		mg/L	
OU5	K1-09	8/11/21		Nickel	<	0.005		mg/L	E
OU5	K1-09	8/11/21		Vanadium		0.063		mg/L	
OU5	K1-09	8/11/21		Zinc		0.021		mg/L	
OU5	K1-09	8/11/21		Chromium	<	0.001		mg/L	E
OU5	K1-09	8/11/21		Iron	<	0.05		mg/L	
OU5	K1-09	8/11/21		Manganese	<	0.01		mg/L	
OU5	K1-09	8/11/21		Mercury	<	0.0002		mg/L	
OU5	K1-09	8/11/21		Selenium	<	0.002		mg/L	E
OU5	K1-09	8/11/21		Silver	<	0.0005		mg/L	
OU5	K1-09	8/11/21		Sodium		42		mg/L	
OU5	K1-09	11/22/21		Thorium 228	<	0.25	0.0254	pCi/L	
OU5	K1-09	11/22/21		Thorium 230	<	0.15	0.0359	pCi/L	
OU5	K1-09	11/22/21		Thorium 232	<	0.15	0.0174	pCi/L	
OU5	K1-09	11/22/21		Uranium 234 and 233 (in activity)		1.93	0.249	pCi/L	
OU5	K1-09	11/22/21		Uranium 235 and 236 (in activity)	<	0.1	0.0382	pCi/L	O
OU5	K1-09	11/22/21		Uranium 238 (in activity)		1.02	0.155	pCi/L	
OU5	K1-09	11/22/21		Nitrate (as NO3)		33		mg/L	
OU5	K1-09	11/22/21		Perchlorate	<	2		ug/L	
OU5	K1-09	11/22/21		1,1-Dichloroethane	<	0.5		ug/L	
OU5	K1-09	11/22/21		1,1-Dichloroethene	<	0.5		ug/L	
OU5	K1-09	11/22/21		1,1,1-Trichloroethane	<	0.5		ug/L	
OU5	K1-09	11/22/21		1,1,1,2-Tetrachloroethane	<	0.5		ug/L	
OU5	K1-09	11/22/21		1,1,2-Trichloroethane	<	0.5		ug/L	
OU5	K1-09	11/22/21		1,1,2,2-Tetrachloroethane	<	0.5		ug/L	
OU5	K1-09	11/22/21		1,2-Dibromo-3-chloropropane	<	1		ug/L	
OU5	K1-09	11/22/21		1,2-Dichloroethane	<	0.5		ug/L	
OU5	K1-09	11/22/21		1,2-Dichloroethene (total)	<	1		ug/L	
OU5	K1-09	11/22/21		1,2-Dichloropropane	<	0.5		ug/L	
OU5	K1-09	11/22/21		1,2,3-Trichloropropane	<	1		ug/L	
OU5	K1-09	11/22/21		1,4-Dichloro-2-butene	<	5		ug/L	L
OU5	K1-09	11/22/21		1,4-Dioxane	<	100		ug/L	

Attachment 1. Table 1. Groundwater analytical data, Site 300, 2021.

OU	Location	Date	Sample Type	Parameter	LOS Indicator	Result	Error	Units	QA Flag
OU5	K1-09	11/22/21		2-Butanone	<	10		ug/L	
OU5	K1-09	11/22/21		2-Chloro-1,3-butadiene	<	5		ug/L	
OU5	K1-09	11/22/21		2-Chloroethylvinylether	<	10		ug/L	L
OU5	K1-09	11/22/21		2-Hexanone	<	10		ug/L	
OU5	K1-09	11/22/21		4-Methyl-2-pentanone	<	10		ug/L	
OU5	K1-09	11/22/21		Acetone	<	10		ug/L	
OU5	K1-09	11/22/21		Acetonitrile	<	100		ug/L	
OU5	K1-09	11/22/21		Acrolein	<	50		ug/L	
OU5	K1-09	11/22/21		Acrylonitrile	<	50		ug/L	
OU5	K1-09	11/22/21		Benzene	<	0.5		ug/L	
OU5	K1-09	11/22/21		Benzyl Chloride	<	5		ug/L	
OU5	K1-09	11/22/21		Bromodichloromethane	<	0.5		ug/L	
OU5	K1-09	11/22/21		Bromoform	<	0.5		ug/L	
OU5	K1-09	11/22/21		Bromomethane	<	0.5		ug/L	J
OU5	K1-09	11/22/21		Carbon disulfide	<	5		ug/L	
OU5	K1-09	11/22/21		Carbon tetrachloride	<	0.5		ug/L	
OU5	K1-09	11/22/21		Chlorobenzene	<	0.5		ug/L	
OU5	K1-09	11/22/21		Chloroethane	<	0.5		ug/L	
OU5	K1-09	11/22/21		Chloroform	<	0.5		ug/L	
OU5	K1-09	11/22/21		Chloromethane	<	0.5		ug/L	
OU5	K1-09	11/22/21		cis-1,2-Dichloroethene	<	0.5		ug/L	
OU5	K1-09	11/22/21		cis-1,3-Dichloropropene	<	0.5		ug/L	
OU5	K1-09	11/22/21		Dibromochloromethane	<	0.5		ug/L	
OU5	K1-09	11/22/21		Dichlorodifluoromethane	<	0.5		ug/L	
OU5	K1-09	11/22/21		Ethanol	<	1000		ug/L	
OU5	K1-09	11/22/21		Ethylbenzene	<	0.5		ug/L	
OU5	K1-09	11/22/21		Methylene chloride	<	1		ug/L	
OU5	K1-09	11/22/21		Styrene	<	0.5		ug/L	
OU5	K1-09	11/22/21		Tetrachloroethene	<	0.5		ug/L	
OU5	K1-09	11/22/21		Toluene	<	0.5		ug/L	
OU5	K1-09	11/22/21		Total Xylene Isomers	<	1		ug/L	
OU5	K1-09	11/22/21		trans-1,2-Dichloroethene	<	0.5		ug/L	
OU5	K1-09	11/22/21		trans-1,3-Dichloropropene	<	0.5		ug/L	
OU5	K1-09	11/22/21		Trichloroethene	<	0.5		ug/L	
OU5	K1-09	11/22/21		Trichlorofluoromethane	<	0.5		ug/L	
OU5	K1-09	11/22/21		Trichlorotrifluoroethane		34		ug/L	
OU5	K1-09	11/22/21		Vinyl acetate	<	20		ug/L	
OU5	K1-09	11/22/21		Vinyl chloride	<	0.5		ug/L	
OU5	K1-09	11/22/21		HMX	<	1		ug/L	
OU5	K1-09	11/22/21		RDX	<	1		ug/L	
OU5	K1-09	11/22/21		Gross alpha	<	2	1.28	pCi/L	
OU5	K1-09	11/22/21		Gross beta	<	3	1.12	pCi/L	
OU5	K1-09	11/22/21		Tritium		197	79.2	pCi/L	
OU5	K1-09	11/22/21		Total Uranium (in activity)		3.1	0.035	pCi/L	D
OU5	K1-09	11/22/21		Total Uranium (in mass)		2.9	0.0055	ug/L	D
OU5	K1-09	11/22/21		Uranium 234 (in activity)		2.1	0.035	pCi/L	D
OU5	K1-09	11/22/21		Uranium 234/238		0.0001152	0.0000019	atom/atom	D
OU5	K1-09	11/22/21		Uranium 235 (in activity)		0.045	0.00032	pCi/L	D
OU5	K1-09	11/22/21		Uranium 235/238		0.00725	0.000049	atom/atom	D
OU5	K1-09	11/22/21		Uranium 236 (in activity)	<	0.00019		pCi/L	D
OU5	K1-09	11/22/21		Uranium 236/238	<	0.000001		atom/atom	D
OU5	K1-09	11/22/21		Uranium 238 (in activity)		0.97	0.0019	pCi/L	D
OU5	K1-09	11/22/21		Uranium 238 (in mass)		2.9	0.0055	ug/L	D
OU5	K1-09	11/22/21		Radium 226	<	0.25	0.12	pCi/L	
OU5	K1-09	11/22/21		Arsenic		0.014		mg/L	
OU5	K1-09	11/22/21		Barium		0.04		mg/L	
OU5	K1-09	11/22/21		Beryllium	<	0.0005		mg/L	
OU5	K1-09	11/22/21		Cadmium	<	0.0005		mg/L	
OU5	K1-09	11/22/21		Cobalt	<	0.001		mg/L	
OU5	K1-09	11/22/21		Copper	<	0.01		mg/L	
OU5	K1-09	11/22/21		Lead	<	0.002		mg/L	
OU5	K1-09	11/22/21		Nickel	<	0.005		mg/L	
OU5	K1-09	11/22/21		Vanadium		0.06		mg/L	
OU5	K1-09	11/22/21		Zinc	<	0.005		mg/L	
OU5	K2-01C	5/17/21		Fluoride		0.31		mg/L	
OU5	K2-01C	5/17/21		Lithium		0.022		mg/L	

Attachment 1. Table 1. Groundwater analytical data, Site 300, 2021.

OU	Location	Date	Sample Type	Parameter	LOS Indicator	Result	Error	Units	QA Flag
OU5	K2-01C	5/17/21		Nitrate (as NO3)		36		mg/L	
OU5	K2-01C	5/17/21		Perchlorate		4.6		ug/L	
OU5	K2-01C	5/17/21		1,1-Dichloroethane	<	0.5		ug/L	
OU5	K2-01C	5/17/21		1,1-Dichloroethene	<	0.5		ug/L	
OU5	K2-01C	5/17/21		1,1,1-Trichloroethane	<	0.5		ug/L	
OU5	K2-01C	5/17/21		1,1,2-Trichloroethane	<	0.5		ug/L	
OU5	K2-01C	5/17/21		1,1,2,2-Tetrachloroethane	<	0.5		ug/L	
OU5	K2-01C	5/17/21		1,2-Dichlorobenzene	<	0.5		ug/L	
OU5	K2-01C	5/17/21		1,2-Dichloroethane	<	0.5		ug/L	
OU5	K2-01C	5/17/21		1,2-Dichloroethene (total)	<	1		ug/L	
OU5	K2-01C	5/17/21		1,2-Dichloropropane	<	0.5		ug/L	
OU5	K2-01C	5/17/21		1,3-Dichlorobenzene	<	0.5		ug/L	
OU5	K2-01C	5/17/21		1,4-Dichlorobenzene	<	0.5		ug/L	
OU5	K2-01C	5/17/21		2-Chloroethylvinylether	<	10		ug/L	
OU5	K2-01C	5/17/21		Bromodichloromethane	<	0.5		ug/L	
OU5	K2-01C	5/17/21		Bromoform	<	0.5		ug/L	
OU5	K2-01C	5/17/21		Bromomethane	<	1		ug/L	
OU5	K2-01C	5/17/21		Carbon tetrachloride	<	0.5		ug/L	
OU5	K2-01C	5/17/21		Chlorobenzene	<	0.5		ug/L	
OU5	K2-01C	5/17/21		Chloroethane	<	0.5		ug/L	
OU5	K2-01C	5/17/21		Chloroform	<	0.5		ug/L	
OU5	K2-01C	5/17/21		Chloromethane	<	0.5		ug/L	
OU5	K2-01C	5/17/21		cis-1,2-Dichloroethene	<	0.5		ug/L	
OU5	K2-01C	5/17/21		cis-1,3-Dichloropropene	<	0.5		ug/L	
OU5	K2-01C	5/17/21		Dibromochloromethane	<	0.5		ug/L	
OU5	K2-01C	5/17/21		Dichlorodifluoromethane	<	0.5		ug/L	
OU5	K2-01C	5/17/21		Methylene chloride	<	1		ug/L	
OU5	K2-01C	5/17/21		Tetrachloroethene	<	0.5		ug/L	
OU5	K2-01C	5/17/21		trans-1,2-Dichloroethene	<	0.5		ug/L	
OU5	K2-01C	5/17/21		trans-1,3-Dichloropropene	<	0.5		ug/L	
OU5	K2-01C	5/17/21		Trichloroethene	<	0.5		ug/L	
OU5	K2-01C	5/17/21		Trichlorofluoromethane	<	0.5		ug/L	
OU5	K2-01C	5/17/21		Trichlorotrifluoroethane	<	0.5		ug/L	
OU5	K2-01C	5/17/21		Vinyl chloride	<	0.5		ug/L	
OU5	K2-01C	5/17/21		1,3-Dinitrobenzene	<	2		ug/L	
OU5	K2-01C	5/17/21		1,3,5-Trinitrobenzene	<	2		ug/L	
OU5	K2-01C	5/17/21		2-Amino-4,6-dinitrotoluene	<	2		ug/L	
OU5	K2-01C	5/17/21		2-Nitrotoluene	<	2		ug/L	
OU5	K2-01C	5/17/21		2,4-Dinitrotoluene	<	2		ug/L	
OU5	K2-01C	5/17/21		2,6-Dinitrotoluene	<	2		ug/L	
OU5	K2-01C	5/17/21		3-Nitrotoluene	<	2		ug/L	
OU5	K2-01C	5/17/21		4-Amino-2,6-dinitrotoluene	<	2		ug/L	
OU5	K2-01C	5/17/21		4-Nitrotoluene	<	2		ug/L	
OU5	K2-01C	5/17/21		HMX	<	1		ug/L	
OU5	K2-01C	5/17/21		Nitrobenzene	<	2		ug/L	
OU5	K2-01C	5/17/21		RDX	<	1		ug/L	
OU5	K2-01C	5/17/21		TNT	<	2		ug/L	
OU5	K2-01C	5/17/21		Tritium		2000	412	pCi/L	
OU5	K2-01C	5/17/21		Field Oxidation Potential (Eh)		34		mVolts	
OU5	K2-01C	5/17/21		Field pH		7.87		Units	
OU5	K2-01C	5/17/21		Field Specific Conductance		606.7		umhos/cm	
OU5	K2-01C	5/17/21		Field Temperature		19.7		Degrees C	
OU5	K2-01C	5/17/21		Total Uranium (in activity)		2.6	0.06	pCi/L	
OU5	K2-01C	5/17/21		Total Uranium (in mass)		2.9	0.041	ug/L	
OU5	K2-01C	5/17/21		Uranium 234 (in activity)		1.6	0.058	pCi/L	
OU5	K2-01C	5/17/21		Uranium 235 (in activity)		0.045	0.00097	pCi/L	
OU5	K2-01C	5/17/21		Uranium 235/238		0.00717	0.00012	atom/atom	
OU5	K2-01C	5/17/21		Uranium 236 (in activity)	<	0.00041		pCi/L	
OU5	K2-01C	5/17/21		Uranium 238 (in activity)		0.98	0.014	pCi/L	
OU5	K2-01C	5/17/21		Uranium 238 (in mass)		2.9	0.041	ug/L	
OU5	K2-01C	5/17/21		Antimony	<	0.06		mg/L	
OU5	K2-01C	5/17/21		Arsenic		0.0096		mg/L	
OU5	K2-01C	5/17/21		Barium		0.022		mg/L	
OU5	K2-01C	5/17/21		Beryllium	<	0.002		mg/L	
OU5	K2-01C	5/17/21		Cadmium	<	0.005		mg/L	
OU5	K2-01C	5/17/21		Chromium	<	0.01		mg/L	

Attachment 1. Table 1. Groundwater analytical data, Site 300, 2021.

OU	Location	Date	Sample Type	Parameter	LOS Indicator	Result	Error	Units	QA Flag
OU5	K2-01C	5/17/21		Cobalt	<	0.02		mg/L	
OU5	K2-01C	5/17/21		Copper	<	0.01		mg/L	
OU5	K2-01C	5/17/21		Lead	<	0.003		mg/L	
OU5	K2-01C	5/17/21		Mercury	<	0.0002		mg/L	
OU5	K2-01C	5/17/21		Molybdenum	<	0.02		mg/L	
OU5	K2-01C	5/17/21		Nickel		0.05		mg/L	
OU5	K2-01C	5/17/21		Selenium	<	0.005		mg/L	
OU5	K2-01C	5/17/21		Silver	<	0.005		mg/L	
OU5	K2-01C	5/17/21		Thallium	<	0.005		mg/L	
OU5	K2-01C	5/17/21		Vanadium		0.051		mg/L	
OU5	K2-01C	5/17/21		Zinc		0.022		mg/L	
OU5	K2-01C	11/11/21		Perchlorate		3.5		ug/L	
OU5	K2-01C	11/11/21		Tritium		1270	269	pCi/L	
OU5	K2-01C	11/11/21		Field Oxidation Potential (Eh)		-57		mVolts	
OU5	K2-01C	11/11/21		Field pH		7.81		Units	
OU5	K2-01C	11/11/21		Field Specific Conductance		605.8		umhos/cm	
OU5	K2-01C	11/11/21		Field Temperature		19.6		Degrees C	
OU5	K2-03	1/6/21		Field Oxidation Potential (Eh)		122		mVolts	
OU5	K2-03	1/6/21		Field pH		7.93		Units	
OU5	K2-03	1/6/21		Field Specific Conductance		573.3		umhos/cm	
OU5	K2-03	1/6/21		Field Temperature		19.3		Degrees C	
OU5	K2-03	1/6/21		Aluminum	<	0.2		mg/L	
OU5	K2-03	1/6/21		Bicarbonate Alk (as CaCO3)		130		mg/L	
OU5	K2-03	1/6/21		Calcium		39		mg/L	
OU5	K2-03	1/6/21		Carbonate Alk (as CaCO3)	<	4.1		mg/L	
OU5	K2-03	1/6/21		Chloride		43		mg/L	
OU5	K2-03	1/6/21		Copper	<	0.05		mg/L	
OU5	K2-03	1/6/21		Fluoride		0.42		mg/L	
OU5	K2-03	1/6/21		Hydroxide Alk (as CaCO3)	<	4.1		mg/L	
OU5	K2-03	1/6/21		Iron	<	0.1		mg/L	
OU5	K2-03	1/6/21		Magnesium		19		mg/L	
OU5	K2-03	1/6/21		Manganese	<	0.03		mg/L	
OU5	K2-03	1/6/21		Nickel	<	0.1		mg/L	
OU5	K2-03	1/6/21		Nitrate (as N)		2.4		mg/L	
OU5	K2-03	1/6/21		Nitrate (as NO3)		10		mg/L	
OU5	K2-03	1/6/21		Nitrite (as N)	<	0.5		mg/L	
OU5	K2-03	1/6/21		Ortho-Phosphate		0.29		mg/L	
OU5	K2-03	1/6/21		pH		7.73		Units	
OU5	K2-03	1/6/21		Potassium		3.3		mg/L	
OU5	K2-03	1/6/21		Sodium		45		mg/L	
OU5	K2-03	1/6/21		Specific Conductance		562		umhos/cm	
OU5	K2-03	1/6/21		Sulfate		81		mg/L	
OU5	K2-03	1/6/21		Surfactants	<	0.5		mg/L	
OU5	K2-03	1/6/21		Total Alkalinity (as CaCO3)		130		mg/L	
OU5	K2-03	1/6/21		Total dissolved solids (TDS)		390		mg/L	D
OU5	K2-03	1/6/21		Total Hardness (as CaCO3)		180		mg/L	
OU5	K2-03	1/6/21		Total Phosphorus (as PO4)		0.25		mg/L	
OU5	K2-03	1/6/21		Zinc	<	0.05		mg/L	
OU5	K2-03	1/6/21		Antimony	<	0.06		mg/L	
OU5	K2-03	1/6/21		Arsenic		0.021		mg/L	
OU5	K2-03	1/6/21		Barium		0.024		mg/L	
OU5	K2-03	1/6/21		Beryllium	<	0.002		mg/L	
OU5	K2-03	1/6/21		Cadmium	<	0.005		mg/L	
OU5	K2-03	1/6/21		Chromium	<	0.01		mg/L	
OU5	K2-03	1/6/21		Cobalt	<	0.02		mg/L	
OU5	K2-03	1/6/21		Copper	<	0.01		mg/L	
OU5	K2-03	1/6/21		Lead	<	0.003		mg/L	
OU5	K2-03	1/6/21		Mercury	<	0.0002		mg/L	
OU5	K2-03	1/6/21		Molybdenum	<	0.02		mg/L	
OU5	K2-03	1/6/21		Nickel	<	0.02		mg/L	
OU5	K2-03	1/6/21		Selenium	<	0.005		mg/L	
OU5	K2-03	1/6/21		Silver	<	0.005		mg/L	
OU5	K2-03	1/6/21		Thallium	<	0.005		mg/L	
OU5	K2-03	1/6/21		Vanadium		0.048		mg/L	
OU5	K2-03	1/6/21		Zinc	<	0.02		mg/L	
OU5	K2-03	5/4/21		Uranium 234 and 233 (in activity)		3.95	0.432	pCi/L	

Attachment 1. Table 1. Groundwater analytical data, Site 300, 2021.

OU	Location	Date	Sample Type	Parameter	LOS Indicator	Result	Error	Units	QA Flag
OU5	K2-03	5/4/21		Uranium 235 and 236 (in activity)		0.116	0.0526	pCi/L	
OU5	K2-03	5/4/21		Uranium 238 (in activity)		2.64	0.306	pCi/L	
OU5	K2-03	5/4/21		Nitrate (as NO3)		10		mg/L	
OU5	K2-03	5/4/21		Perchlorate	<	4		ug/L	
OU5	K2-03	5/4/21		Tritium	<	100	67.8	pCi/L	
OU5	K2-03	5/4/21		Field Oxidation Potential (Eh)		123		mVolts	
OU5	K2-03	5/4/21		Field pH		7.53		Units	
OU5	K2-03	5/4/21		Field Specific Conductance		570.1		umhos/cm	
OU5	K2-03	5/4/21		Field Temperature		22.8		Degrees C	
OU5	K2-03	5/4/21		Antimony	<	0.06		mg/L	
OU5	K2-03	5/4/21		Arsenic		0.02		mg/L	
OU5	K2-03	5/4/21		Barium		0.024		mg/L	
OU5	K2-03	5/4/21		Beryllium	<	0.002		mg/L	
OU5	K2-03	5/4/21		Cadmium	<	0.005		mg/L	E
OU5	K2-03	5/4/21		Chromium	<	0.01		mg/L	B
OU5	K2-03	5/4/21		Cobalt	<	0.02		mg/L	BE
OU5	K2-03	5/4/21		Copper	<	0.01		mg/L	E
OU5	K2-03	5/4/21		Lead	<	0.003		mg/L	
OU5	K2-03	5/4/21		Mercury	<	0.0002		mg/L	
OU5	K2-03	5/4/21		Molybdenum	<	0.02		mg/L	E
OU5	K2-03	5/4/21		Nickel	<	0.02		mg/L	E
OU5	K2-03	5/4/21		Selenium	<	0.005		mg/L	E
OU5	K2-03	5/4/21		Silver	<	0.005		mg/L	
OU5	K2-03	5/4/21		Thallium	<	0.005		mg/L	
OU5	K2-03	5/4/21		Vanadium		0.05		mg/L	
OU5	K2-03	5/4/21		Zinc	<	0.02		mg/L	E
OU5	K2-03	11/30/21		Perchlorate	<	2		ug/L	
OU5	K2-03	11/30/21		Tritium		212	87.4	pCi/L	
OU5	K2-03	11/30/21		Field Oxidation Potential (Eh)		239		mVolts	
OU5	K2-03	11/30/21		Field pH		7.44		Units	
OU5	K2-03	11/30/21		Field Specific Conductance		584.9		umhos/cm	
OU5	K2-03	11/30/21		Field Temperature		17.9		Degrees C	
OU5	K2-04S	4/15/21		Nitrate (as NO3)		43		mg/L	
OU5	K2-04S	4/15/21		Perchlorate	<	4		ug/L	
OU5	K2-04S	4/15/21		Gross alpha		2.28	0.968	pCi/L	
OU5	K2-04S	4/15/21		Gross beta	<	3	0.858	pCi/L	
OU5	K2-04S	4/15/21		Tritium		2070	425	pCi/L	
OU5	K2-04S	4/15/21		Field Oxidation Potential (Eh)		123		mVolts	
OU5	K2-04S	4/15/21		Field pH		7.75		Units	
OU5	K2-04S	4/15/21		Field Specific Conductance		609.3		umhos/cm	
OU5	K2-04S	4/15/21		Field Temperature		21.1		Degrees C	
OU5	K2-04S	4/15/21	DUP	Nitrate (as NO3)		43		mg/L	
OU5	K2-04S	4/15/21	DUP	Perchlorate	<	4		ug/L	
OU5	K2-04S	4/15/21	DUP	Gross alpha		2.67	0.961	pCi/L	
OU5	K2-04S	4/15/21	DUP	Gross beta	<	3	0.685	pCi/L	
OU5	K2-04S	4/15/21	DUP	Tritium		2170	444	pCi/L	
OU5	K2-04S	10/12/21		Tritium		2320	475	pCi/L	
OU5	K2-04S	10/12/21		Field Oxidation Potential (Eh)		234		mVolts	
OU5	K2-04S	10/12/21		Field pH		7.39		Units	
OU5	K2-04S	10/12/21		Field Specific Conductance		616		umhos/cm	
OU5	K2-04S	10/12/21		Field Temperature		19		Degrees C	
OU5	K2-04S	11/10/21		Perchlorate		3.9		ug/L	
OU5	K2-04S	11/10/21		Field Oxidation Potential (Eh)		38		mVolts	
OU5	K2-04S	11/10/21		Field pH		7.89		Units	
OU5	K2-04S	11/10/21		Field Specific Conductance		611		umhos/cm	
OU5	K2-04S	11/10/21		Field Temperature		19.8		Degrees C	
OU5	K7-01	5/27/21		Fluoride		0.37		mg/L	
OU5	K7-01	5/27/21		Lithium		0.027		mg/L	
OU5	K7-01	5/27/21		Nitrate (as NO3)		55		mg/L	
OU5	K7-01	5/27/21		Perchlorate		8.1		ug/L	
OU5	K7-01	5/27/21		1,1-Dichloroethane	<	0.5		ug/L	
OU5	K7-01	5/27/21		1,1-Dichloroethene	<	0.5		ug/L	
OU5	K7-01	5/27/21		1,1,1-Trichloroethane	<	0.5		ug/L	
OU5	K7-01	5/27/21		1,1,2-Trichloroethane	<	0.5		ug/L	
OU5	K7-01	5/27/21		1,1,2,2-Tetrachloroethane	<	0.5		ug/L	
OU5	K7-01	5/27/21		1,2-Dichlorobenzene	<	0.5		ug/L	

Attachment 1. Table 1. Groundwater analytical data, Site 300, 2021.

OU	Location	Date	Sample Type	Parameter	LOS Indicator	Result	Error	Units	QA Flag
OU5	K7-01	5/27/21		1,2-Dichloroethane	<	0.5		ug/L	
OU5	K7-01	5/27/21		1,2-Dichloroethene (total)	<	1		ug/L	
OU5	K7-01	5/27/21		1,2-Dichloropropane	<	0.5		ug/L	
OU5	K7-01	5/27/21		1,3-Dichlorobenzene	<	0.5		ug/L	
OU5	K7-01	5/27/21		1,4-Dichlorobenzene	<	0.5		ug/L	
OU5	K7-01	5/27/21		2-Chloroethylvinylether	<	10		ug/L	
OU5	K7-01	5/27/21		Bromodichloromethane	<	0.5		ug/L	
OU5	K7-01	5/27/21		Bromoform	<	0.5		ug/L	
OU5	K7-01	5/27/21		Bromomethane	<	1		ug/L	
OU5	K7-01	5/27/21		Carbon tetrachloride	<	0.5		ug/L	
OU5	K7-01	5/27/21		Chlorobenzene	<	0.5		ug/L	
OU5	K7-01	5/27/21		Chloroethane	<	0.5		ug/L	
OU5	K7-01	5/27/21		Chloroform	<	0.5		ug/L	
OU5	K7-01	5/27/21		Chloromethane	<	0.5		ug/L	
OU5	K7-01	5/27/21		cis-1,2-Dichloroethene	<	0.5		ug/L	
OU5	K7-01	5/27/21		cis-1,3-Dichloropropene	<	0.5		ug/L	
OU5	K7-01	5/27/21		Dibromochloromethane	<	0.5		ug/L	
OU5	K7-01	5/27/21		Dichlorodifluoromethane	<	0.5		ug/L	
OU5	K7-01	5/27/21		Methylene chloride	<	1		ug/L	
OU5	K7-01	5/27/21		Tetrachloroethene	<	0.5		ug/L	
OU5	K7-01	5/27/21		trans-1,2-Dichloroethene	<	0.5		ug/L	
OU5	K7-01	5/27/21		trans-1,3-Dichloropropene	<	0.5		ug/L	
OU5	K7-01	5/27/21		Trichloroethene	<	0.5		ug/L	
OU5	K7-01	5/27/21		Trichlorofluoromethane	<	0.5		ug/L	
OU5	K7-01	5/27/21		Trichlorotrifluoroethane	<	0.5		ug/L	
OU5	K7-01	5/27/21		Vinyl chloride	<	0.5		ug/L	
OU5	K7-01	5/27/21		PCB 1016	<	0.56		ug/L	D
OU5	K7-01	5/27/21		PCB 1221	<	0.56		ug/L	D
OU5	K7-01	5/27/21		PCB 1232	<	0.56		ug/L	D
OU5	K7-01	5/27/21		PCB 1242	<	0.56		ug/L	D
OU5	K7-01	5/27/21		PCB 1248	<	0.56		ug/L	D
OU5	K7-01	5/27/21		PCB 1254	<	0.56		ug/L	D
OU5	K7-01	5/27/21		PCB 1260	<	0.56		ug/L	D
OU5	K7-01	5/27/21		1,3-Dinitrobenzene	<	2		ug/L	
OU5	K7-01	5/27/21		1,3,5-Trinitrobenzene	<	2		ug/L	
OU5	K7-01	5/27/21		2-Amino-4,6-dinitrotoluene	<	2		ug/L	
OU5	K7-01	5/27/21		2-Nitrotoluene	<	2		ug/L	
OU5	K7-01	5/27/21		2,4-Dinitrotoluene	<	2		ug/L	
OU5	K7-01	5/27/21		2,6-Dinitrotoluene	<	2		ug/L	
OU5	K7-01	5/27/21		3-Nitrotoluene	<	2		ug/L	
OU5	K7-01	5/27/21		4-Amino-2,6-dinitrotoluene	<	2		ug/L	
OU5	K7-01	5/27/21		4-Nitrotoluene	<	2		ug/L	
OU5	K7-01	5/27/21		HMX	<	1		ug/L	
OU5	K7-01	5/27/21		Nitrobenzene	<	2		ug/L	
OU5	K7-01	5/27/21		RDX	<	1		ug/L	
OU5	K7-01	5/27/21		TNT	<	2		ug/L	
OU5	K7-01	5/27/21		Tritium		20000	3890	pCi/L	
OU5	K7-01	5/27/21		Field Oxidation Potential (Eh)		188		mVolts	
OU5	K7-01	5/27/21		Field pH		7.31		Units	
OU5	K7-01	5/27/21		Field Specific Conductance		696.7		umhos/cm	
OU5	K7-01	5/27/21		Field Temperature		21.9		Degrees C	
OU5	K7-01	5/27/21		Total Uranium (in activity)		12	0.24	pCi/L	
OU5	K7-01	5/27/21		Total Uranium (in mass)		16	0.055	ug/L	
OU5	K7-01	5/27/21		Uranium 234 (in activity)		6.2	0.24	pCi/L	
OU5	K7-01	5/27/21		Uranium 235 (in activity)		0.26	0.0024	pCi/L	
OU5	K7-01	5/27/21		Uranium 235/238		0.007266	0.000063	atom/atom	
OU5	K7-01	5/27/21		Uranium 236 (in activity)	<	0.0011		pCi/L	
OU5	K7-01	5/27/21		Uranium 238 (in activity)		5.5	0.018	pCi/L	
OU5	K7-01	5/27/21		Uranium 238 (in mass)		16	0.055	ug/L	
OU5	K7-01	5/27/21		Antimony	<	0.06		mg/L	
OU5	K7-01	5/27/21		Arsenic		0.0079		mg/L	
OU5	K7-01	5/27/21		Barium		0.18		mg/L	
OU5	K7-01	5/27/21		Beryllium	<	0.002		mg/L	
OU5	K7-01	5/27/21		Cadmium	<	0.005		mg/L	
OU5	K7-01	5/27/21		Chromium	<	0.01		mg/L	
OU5	K7-01	5/27/21		Cobalt	<	0.02		mg/L	

Attachment 1. Table 1. Groundwater analytical data, Site 300, 2021.

OU	Location	Date	Sample Type	Parameter	LOS Indicator	Result	Error	Units	QA Flag
OU5	K7-01	5/27/21		Copper	<	0.01		mg/L	
OU5	K7-01	5/27/21		Lead	<	0.003		mg/L	
OU5	K7-01	5/27/21		Mercury	<	0.0002		mg/L	O
OU5	K7-01	5/27/21		Molybdenum	<	0.02		mg/L	
OU5	K7-01	5/27/21		Nickel	<	0.02		mg/L	
OU5	K7-01	5/27/21		Selenium	<	0.005		mg/L	
OU5	K7-01	5/27/21		Silver	<	0.005		mg/L	
OU5	K7-01	5/27/21		Thallium	<	0.005		mg/L	
OU5	K7-01	5/27/21		Vanadium		0.012		mg/L	
OU5	K7-01	5/27/21		Zinc	<	0.02		mg/L	
OU5	K7-01	11/18/21		Tritium		18200	3640	pCi/L	
OU5	K7-01	11/18/21		Field Oxidation Potential (Eh)		54		mVolts	
OU5	K7-01	11/18/21		Field pH		7.47		Units	
OU5	K7-01	11/18/21		Field Specific Conductance		678		umhos/cm	
OU5	K7-01	11/18/21		Field Temperature		19.4		Degrees C	
OU5	K7-03	4/28/21		Fluoride		0.32		mg/L	
OU5	K7-03	4/28/21		Lithium		0.034		mg/L	
OU5	K7-03	4/28/21		Nitrate (as NO3)		8.9		mg/L	
OU5	K7-03	4/28/21		Perchlorate	<	4		ug/L	
OU5	K7-03	4/28/21		1,1-Dichloroethane	<	0.5		ug/L	
OU5	K7-03	4/28/21		1,1-Dichloroethene	<	0.5		ug/L	
OU5	K7-03	4/28/21		1,1,1-Trichloroethane	<	0.5		ug/L	
OU5	K7-03	4/28/21		1,1,2-Trichloroethane	<	0.5		ug/L	
OU5	K7-03	4/28/21		1,1,2,2-Tetrachloroethane	<	0.5		ug/L	
OU5	K7-03	4/28/21		1,2-Dichlorobenzene	<	0.5		ug/L	
OU5	K7-03	4/28/21		1,2-Dichloroethane	<	0.5		ug/L	
OU5	K7-03	4/28/21		1,2-Dichloroethene (total)	<	1		ug/L	
OU5	K7-03	4/28/21		1,2-Dichloropropane	<	0.5		ug/L	
OU5	K7-03	4/28/21		1,3-Dichlorobenzene	<	0.5		ug/L	
OU5	K7-03	4/28/21		1,4-Dichlorobenzene	<	0.5		ug/L	
OU5	K7-03	4/28/21		2-Chloroethylvinylether	<	10		ug/L	
OU5	K7-03	4/28/21		Bromodichloromethane	<	0.5		ug/L	
OU5	K7-03	4/28/21		Bromoform	<	0.5		ug/L	
OU5	K7-03	4/28/21		Bromomethane	<	1		ug/L	
OU5	K7-03	4/28/21		Carbon tetrachloride	<	0.5		ug/L	
OU5	K7-03	4/28/21		Chlorobenzene	<	0.5		ug/L	
OU5	K7-03	4/28/21		Chloroethane	<	0.5		ug/L	
OU5	K7-03	4/28/21		Chloroform	<	0.5		ug/L	
OU5	K7-03	4/28/21		Chloromethane	<	0.5		ug/L	
OU5	K7-03	4/28/21		cis-1,2-Dichloroethene	<	0.5		ug/L	
OU5	K7-03	4/28/21		cis-1,3-Dichloropropene	<	0.5		ug/L	
OU5	K7-03	4/28/21		Dibromochloromethane	<	0.5		ug/L	
OU5	K7-03	4/28/21		Dichlorodifluoromethane	<	0.5		ug/L	
OU5	K7-03	4/28/21		Methylene chloride	<	1		ug/L	
OU5	K7-03	4/28/21		Tetrachloroethene	<	0.5		ug/L	
OU5	K7-03	4/28/21		trans-1,2-Dichloroethene	<	0.5		ug/L	
OU5	K7-03	4/28/21		trans-1,3-Dichloropropene	<	0.5		ug/L	
OU5	K7-03	4/28/21		Trichloroethene		1.1		ug/L	
OU5	K7-03	4/28/21		Trichlorofluoromethane	<	0.5		ug/L	
OU5	K7-03	4/28/21		Trichlorotrifluoroethane	<	0.5		ug/L	
OU5	K7-03	4/28/21		Vinyl chloride	<	0.5		ug/L	
OU5	K7-03	4/28/21		PCB 1016	<	0.56		ug/L	DH
OU5	K7-03	4/28/21		PCB 1221	<	0.56		ug/L	DH
OU5	K7-03	4/28/21		PCB 1232	<	0.56		ug/L	DH
OU5	K7-03	4/28/21		PCB 1242	<	0.56		ug/L	DH
OU5	K7-03	4/28/21		PCB 1248	<	0.56		ug/L	DH
OU5	K7-03	4/28/21		PCB 1254	<	0.56		ug/L	DH
OU5	K7-03	4/28/21		PCB 1260	<	0.56		ug/L	DH
OU5	K7-03	4/28/21		1,3-Dinitrobenzene	<	2		ug/L	
OU5	K7-03	4/28/21		1,3,5-Trinitrobenzene	<	2		ug/L	
OU5	K7-03	4/28/21		2-Amino-4,6-dinitrotoluene	<	2		ug/L	
OU5	K7-03	4/28/21		2-Nitrotoluene	<	2		ug/L	
OU5	K7-03	4/28/21		2,4-Dinitrotoluene	<	2		ug/L	
OU5	K7-03	4/28/21		2,6-Dinitrotoluene	<	2		ug/L	
OU5	K7-03	4/28/21		3-Nitrotoluene	<	2		ug/L	
OU5	K7-03	4/28/21		4-Amino-2,6-dinitrotoluene	<	2		ug/L	

Attachment 1. Table 1. Groundwater analytical data, Site 300, 2021.

OU	Location	Date	Sample Type	Parameter	LOS Indicator	Result	Error	Units	QA Flag
OU5	K7-03	4/28/21		4-Nitrotoluene	<	2		ug/L	
OU5	K7-03	4/28/21		HMX	<	1		ug/L	
OU5	K7-03	4/28/21		Nitrobenzene	<	2		ug/L	
OU5	K7-03	4/28/21		RDX	<	1		ug/L	
OU5	K7-03	4/28/21		TNT	<	2		ug/L	
OU5	K7-03	4/28/21		Tritium		36600	7120	pCi/L	
OU5	K7-03	4/28/21		Field Oxidation Potential (Eh)		-44		mVolts	
OU5	K7-03	4/28/21		Field pH		7.15		Units	
OU5	K7-03	4/28/21		Field Specific Conductance		616		umhos/cm	
OU5	K7-03	4/28/21		Field Temperature		20.1		Degrees C	
OU5	K7-03	4/28/21		Total Uranium (in activity)		2.8	0.035	pCi/L	
OU5	K7-03	4/28/21		Total Uranium (in mass)		3.8	0.0077	ug/L	
OU5	K7-03	4/28/21		Uranium 234 (in activity)		1.4	0.035	pCi/L	
OU5	K7-03	4/28/21		Uranium 235 (in activity)		0.059	0.00032	pCi/L	
OU5	K7-03	4/28/21		Uranium 235/238		0.007268	0.000036	atom/atom	
OU5	K7-03	4/28/21		Uranium 236 (in activity)	<	0.00024		pCi/L	
OU5	K7-03	4/28/21		Uranium 238 (in activity)		1.3	0.0026	pCi/L	
OU5	K7-03	4/28/21		Uranium 238 (in mass)		3.7	0.0077	ug/L	
OU5	K7-03	4/28/21		Antimony	<	0.06		mg/L	
OU5	K7-03	4/28/21		Arsenic	<	0.005		mg/L	
OU5	K7-03	4/28/21		Barium		0.068		mg/L	
OU5	K7-03	4/28/21		Beryllium	<	0.002		mg/L	
OU5	K7-03	4/28/21		Cadmium	<	0.005		mg/L	
OU5	K7-03	4/28/21		Chromium	<	0.01		mg/L	
OU5	K7-03	4/28/21		Cobalt	<	0.02		mg/L	
OU5	K7-03	4/28/21		Copper		0.01		mg/L	
OU5	K7-03	4/28/21		Lead	<	0.003		mg/L	
OU5	K7-03	4/28/21		Mercury	<	0.0002		mg/L	
OU5	K7-03	4/28/21		Molybdenum	<	0.02		mg/L	
OU5	K7-03	4/28/21		Nickel	<	0.02		mg/L	
OU5	K7-03	4/28/21		Selenium	<	0.005		mg/L	
OU5	K7-03	4/28/21		Silver	<	0.005		mg/L	
OU5	K7-03	4/28/21		Thallium	<	0.005		mg/L	
OU5	K7-03	4/28/21		Vanadium	<	0.01		mg/L	
OU5	K7-03	4/28/21		Zinc		0.032		mg/L	
OU5	K7-03	4/28/21	DUP	Fluoride		0.27		mg/L	
OU5	K7-03	4/28/21	DUP	Lithium		0.04		mg/L	
OU5	K7-03	4/28/21	DUP	Nitrate (as NO3)		8		mg/L	
OU5	K7-03	4/28/21	DUP	Perchlorate	<	4		ug/L	
OU5	K7-03	4/28/21	DUP	1,1-Dichloroethane	<	0.5		ug/L	
OU5	K7-03	4/28/21	DUP	1,1-Dichloroethene	<	0.5		ug/L	
OU5	K7-03	4/28/21	DUP	1,1,1-Trichloroethane	<	0.5		ug/L	
OU5	K7-03	4/28/21	DUP	1,1,2-Trichloroethane	<	0.5		ug/L	
OU5	K7-03	4/28/21	DUP	1,1,2,2-Tetrachloroethane	<	0.5		ug/L	
OU5	K7-03	4/28/21	DUP	1,2-Dichlorobenzene	<	0.5		ug/L	
OU5	K7-03	4/28/21	DUP	1,2-Dichloroethane	<	0.5		ug/L	
OU5	K7-03	4/28/21	DUP	1,2-Dichloroethene (total)	<	1		ug/L	
OU5	K7-03	4/28/21	DUP	1,2-Dichloropropane	<	0.5		ug/L	
OU5	K7-03	4/28/21	DUP	1,3-Dichlorobenzene	<	0.5		ug/L	
OU5	K7-03	4/28/21	DUP	1,4-Dichlorobenzene	<	0.5		ug/L	
OU5	K7-03	4/28/21	DUP	2-Chloroethylvinylether	<	1		ug/L	L
OU5	K7-03	4/28/21	DUP	Bromodichloromethane	<	0.5		ug/L	
OU5	K7-03	4/28/21	DUP	Bromoform	<	0.5		ug/L	
OU5	K7-03	4/28/21	DUP	Bromomethane	<	0.5		ug/L	
OU5	K7-03	4/28/21	DUP	Carbon tetrachloride	<	0.5		ug/L	
OU5	K7-03	4/28/21	DUP	Chlorobenzene	<	0.5		ug/L	
OU5	K7-03	4/28/21	DUP	Chloroethane	<	0.5		ug/L	
OU5	K7-03	4/28/21	DUP	Chloroform	<	0.5		ug/L	
OU5	K7-03	4/28/21	DUP	Chloromethane	<	0.5		ug/L	
OU5	K7-03	4/28/21	DUP	cis-1,2-Dichloroethene	<	0.5		ug/L	
OU5	K7-03	4/28/21	DUP	cis-1,3-Dichloropropene	<	0.5		ug/L	
OU5	K7-03	4/28/21	DUP	Dibromochloromethane	<	0.5		ug/L	
OU5	K7-03	4/28/21	DUP	Dichlorodifluoromethane	<	0.5		ug/L	
OU5	K7-03	4/28/21	DUP	Methylene chloride	<	0.5		ug/L	
OU5	K7-03	4/28/21	DUP	Tetrachloroethene	<	0.5		ug/L	
OU5	K7-03	4/28/21	DUP	trans-1,2-Dichloroethene	<	0.5		ug/L	

Attachment 1. Table 1. Groundwater analytical data, Site 300, 2021.

OU	Location	Date	Sample Type	Parameter	LOS Indicator	Result	Error	Units	QA Flag
OU5	K7-03	4/28/21	DUP	trans-1,3-Dichloropropene	<	0.5		ug/L	
OU5	K7-03	4/28/21	DUP	Trichloroethene		0.83		ug/L	
OU5	K7-03	4/28/21	DUP	Trichlorofluoromethane	<	0.5		ug/L	
OU5	K7-03	4/28/21	DUP	Trichlorotrifluoroethane	<	0.5		ug/L	
OU5	K7-03	4/28/21	DUP	Vinyl chloride	<	0.5		ug/L	
OU5	K7-03	4/28/21	DUP	PCB 1016	<	0.5		ug/L	H
OU5	K7-03	4/28/21	DUP	PCB 1221	<	0.5		ug/L	H
OU5	K7-03	4/28/21	DUP	PCB 1232	<	0.5		ug/L	H
OU5	K7-03	4/28/21	DUP	PCB 1242	<	0.5		ug/L	H
OU5	K7-03	4/28/21	DUP	PCB 1248	<	0.5		ug/L	H
OU5	K7-03	4/28/21	DUP	PCB 1254	<	0.5		ug/L	H
OU5	K7-03	4/28/21	DUP	1,3-Dinitrobenzene	<	2		ug/L	
OU5	K7-03	4/28/21	DUP	1,3,5-Trinitrobenzene	<	2		ug/L	
OU5	K7-03	4/28/21	DUP	2-Amino-4,6-dinitrotoluene	<	2		ug/L	
OU5	K7-03	4/28/21	DUP	2-Nitrotoluene	<	2		ug/L	
OU5	K7-03	4/28/21	DUP	2,4-Dinitrotoluene	<	2		ug/L	
OU5	K7-03	4/28/21	DUP	2,6-Dinitrotoluene	<	2		ug/L	
OU5	K7-03	4/28/21	DUP	3-Nitrotoluene	<	2		ug/L	
OU5	K7-03	4/28/21	DUP	4-Amino-2,6-dinitrotoluene	<	2		ug/L	
OU5	K7-03	4/28/21	DUP	4-Nitrotoluene	<	2		ug/L	
OU5	K7-03	4/28/21	DUP	HMX	<	1		ug/L	
OU5	K7-03	4/28/21	DUP	Nitrobenzene	<	2		ug/L	
OU5	K7-03	4/28/21	DUP	RDX	<	1		ug/L	
OU5	K7-03	4/28/21	DUP	TNT	<	2		ug/L	
OU5	K7-03	4/28/21	DUP	Antimony	<	0.0005		mg/L	
OU5	K7-03	4/28/21	DUP	Arsenic	<	0.0005		mg/L	
OU5	K7-03	4/28/21	DUP	Barium		0.067		mg/L	
OU5	K7-03	4/28/21	DUP	Beryllium	<	0.0001		mg/L	
OU5	K7-03	4/28/21	DUP	Cadmium	<	0.0001		mg/L	
OU5	K7-03	4/28/21	DUP	Chromium	<	0.0005		mg/L	
OU5	K7-03	4/28/21	DUP	Cobalt		0.00016		mg/L	
OU5	K7-03	4/28/21	DUP	Copper		0.0076		mg/L	
OU5	K7-03	4/28/21	DUP	Lead	<	0.00025		mg/L	
OU5	K7-03	4/28/21	DUP	Mercury	<	0.0002		mg/L	
OU5	K7-03	4/28/21	DUP	Molybdenum		0.003		mg/L	
OU5	K7-03	4/28/21	DUP	Nickel		0.0025		mg/L	
OU5	K7-03	4/28/21	DUP	Selenium	<	0.002		mg/L	
OU5	K7-03	4/28/21	DUP	Silver	<	0.0001		mg/L	
OU5	K7-03	4/28/21	DUP	Thallium	<	0.0001		mg/L	
OU5	K7-03	4/28/21	DUP	Vanadium	<	0.001		mg/L	
OU5	K7-03	4/28/21	DUP	Zinc		0.0064		mg/L	
OU5	K7-03	11/18/21		Tritium		25900	5140	pCi/L	
OU5	K7-03	11/18/21		Field Oxidation Potential (Eh)		-62		mVolts	
OU5	K7-03	11/18/21		Field pH		7.16		Units	
OU5	K7-03	11/18/21		Field Specific Conductance		571.4		umhos/cm	
OU5	K7-03	11/18/21		Field Temperature		17.6		Degrees C	
OU5	K7-06	6/22/21		Fluoride		0.34		mg/L	
OU5	K7-06	6/22/21		Uranium 234 and 233 (in activity)		0.403	0.127	pCi/L	
OU5	K7-06	6/22/21		Uranium 235 and 236 (in activity)	<	0.1	0.0364	pCi/L	
OU5	K7-06	6/22/21		Uranium 238 (in activity)		0.323	0.118	pCi/L	
OU5	K7-06	6/22/21		Lithium		0.023		mg/L	
OU5	K7-06	6/22/21		Nitrate (as NO3)		15		mg/L	
OU5	K7-06	6/22/21		Perchlorate	<	4		ug/L	
OU5	K7-06	6/22/21		1,1-Dichloroethane	<	0.5		ug/L	
OU5	K7-06	6/22/21		1,1-Dichloroethene	<	0.5		ug/L	
OU5	K7-06	6/22/21		1,1,1-Trichloroethane	<	0.5		ug/L	
OU5	K7-06	6/22/21		1,1,2-Trichloroethane	<	0.5		ug/L	
OU5	K7-06	6/22/21		1,1,2,2-Tetrachloroethane	<	0.5		ug/L	
OU5	K7-06	6/22/21		1,2-Dichlorobenzene	<	0.5		ug/L	
OU5	K7-06	6/22/21		1,2-Dichloroethane	<	0.5		ug/L	
OU5	K7-06	6/22/21		1,2-Dichloroethene (total)	<	1		ug/L	
OU5	K7-06	6/22/21		1,2-Dichloropropane	<	0.5		ug/L	
OU5	K7-06	6/22/21		1,3-Dichlorobenzene	<	0.5		ug/L	
OU5	K7-06	6/22/21		1,4-Dichlorobenzene	<	0.5		ug/L	
OU5	K7-06	6/22/21		2-Chloroethylvinylether	<	10		ug/L	
OU5	K7-06	6/22/21		Bromodichloromethane	<	0.5		ug/L	

Attachment 1. Table 1. Groundwater analytical data, Site 300, 2021.

OU	Location	Date	Sample Type	Parameter	LOS Indicator	Result	Error	Units	QA Flag
OU5	K7-06	6/22/21		Bromoform	<	0.5		ug/L	
OU5	K7-06	6/22/21		Bromomethane	<	1		ug/L	
OU5	K7-06	6/22/21		Carbon tetrachloride	<	0.5		ug/L	
OU5	K7-06	6/22/21		Chlorobenzene	<	0.5		ug/L	
OU5	K7-06	6/22/21		Chloroethane	<	0.5		ug/L	
OU5	K7-06	6/22/21		Chloroform	<	0.5		ug/L	
OU5	K7-06	6/22/21		Chloromethane	<	0.5		ug/L	
OU5	K7-06	6/22/21		cis-1,2-Dichloroethene	<	0.5		ug/L	
OU5	K7-06	6/22/21		cis-1,3-Dichloropropene	<	0.5		ug/L	
OU5	K7-06	6/22/21		Dibromochloromethane	<	0.5		ug/L	
OU5	K7-06	6/22/21		Dichlorodifluoromethane	<	0.5		ug/L	
OU5	K7-06	6/22/21		Methylene chloride	<	1		ug/L	
OU5	K7-06	6/22/21		Tetrachloroethene	<	0.5		ug/L	
OU5	K7-06	6/22/21		trans-1,2-Dichloroethene	<	0.5		ug/L	
OU5	K7-06	6/22/21		trans-1,3-Dichloropropene	<	0.5		ug/L	
OU5	K7-06	6/22/21		Trichloroethene	<	0.5		ug/L	
OU5	K7-06	6/22/21		Trichlorofluoromethane	<	0.5		ug/L	
OU5	K7-06	6/22/21		Trichlorotrifluoroethane	<	0.5		ug/L	
OU5	K7-06	6/22/21		Vinyl chloride	<	0.5		ug/L	
OU5	K7-06	6/22/21		PCB 1016	<	0.64		ug/L	D
OU5	K7-06	6/22/21		PCB 1221	<	0.64		ug/L	D
OU5	K7-06	6/22/21		PCB 1232	<	0.64		ug/L	D
OU5	K7-06	6/22/21		PCB 1242	<	0.64		ug/L	D
OU5	K7-06	6/22/21		PCB 1248	<	0.64		ug/L	D
OU5	K7-06	6/22/21		PCB 1254	<	0.64		ug/L	D
OU5	K7-06	6/22/21		PCB 1260	<	0.64		ug/L	D
OU5	K7-06	6/22/21		1,3-Dinitrobenzene	<	2.3		ug/L	D
OU5	K7-06	6/22/21		1,3,5-Trinitrobenzene	<	2.3		ug/L	D
OU5	K7-06	6/22/21		2-Amino-4,6-dinitrotoluene	<	2.3		ug/L	D
OU5	K7-06	6/22/21		2-Nitrotoluene	<	2.3		ug/L	D
OU5	K7-06	6/22/21		2,4-Dinitrotoluene	<	2.3		ug/L	D
OU5	K7-06	6/22/21		2,6-Dinitrotoluene	<	2.3		ug/L	D
OU5	K7-06	6/22/21		3-Nitrotoluene	<	2.3		ug/L	D
OU5	K7-06	6/22/21		4-Amino-2,6-dinitrotoluene	<	2.3		ug/L	D
OU5	K7-06	6/22/21		4-Nitrotoluene	<	2.3		ug/L	D
OU5	K7-06	6/22/21		HMX	<	1.2		ug/L	D
OU5	K7-06	6/22/21		Nitrobenzene	<	2.3		ug/L	D
OU5	K7-06	6/22/21		RDX	<	1.2		ug/L	D
OU5	K7-06	6/22/21		TNT	<	2.3		ug/L	D
OU5	K7-06	6/22/21		Tritium	<	100	59.9	pCi/L	
OU5	K7-06	6/22/21		Field Oxidation Potential (Eh)		180		mVolts	
OU5	K7-06	6/22/21		Field pH		7.76		Units	
OU5	K7-06	6/22/21		Field Specific Conductance		433.3		umhos/cm	
OU5	K7-06	6/22/21		Field Temperature		20.8		Degrees C	
OU5	K7-06	6/22/21		Antimony	<	0.06		mg/L	
OU5	K7-06	6/22/21		Arsenic		0.02		mg/L	
OU5	K7-06	6/22/21		Barium		0.083		mg/L	
OU5	K7-06	6/22/21		Beryllium	<	0.002		mg/L	
OU5	K7-06	6/22/21		Cadmium	<	0.005		mg/L	
OU5	K7-06	6/22/21		Chromium	<	0.01		mg/L	
OU5	K7-06	6/22/21		Cobalt	<	0.02		mg/L	
OU5	K7-06	6/22/21		Copper	<	0.01		mg/L	
OU5	K7-06	6/22/21		Lead	<	0.003		mg/L	
OU5	K7-06	6/22/21		Mercury	<	0.0002		mg/L	
OU5	K7-06	6/22/21		Molybdenum	<	0.02		mg/L	
OU5	K7-06	6/22/21		Nickel	<	0.02		mg/L	
OU5	K7-06	6/22/21		Selenium	<	0.005		mg/L	
OU5	K7-06	6/22/21		Silver	<	0.005		mg/L	
OU5	K7-06	6/22/21		Thallium	<	0.005		mg/L	
OU5	K7-06	6/22/21		Vanadium		0.04		mg/L	
OU5	K7-06	6/22/21		Zinc		0.024		mg/L	
OU5	K7-06	12/6/21		Perchlorate	<	2		ug/L	
OU5	K7-06	12/6/21		Tritium	<	100	65.9	pCi/L	
OU5	K7-06	12/6/21		Field Oxidation Potential (Eh)		221		mVolts	
OU5	K7-06	12/6/21		Field pH		7.82		Units	
OU5	K7-06	12/6/21		Field Specific Conductance		438.9		umhos/cm	

Attachment 1. Table 1. Groundwater analytical data, Site 300, 2021.

OU	Location	Date	Sample Type	Parameter	LOS Indicator	Result	Error	Units	QA Flag
OU5	K7-06	12/6/21		Field Temperature		14.8		Degrees C	
OU5	K7-09	6/2/21		Uranium 234 and 233 (in activity)	<	0.1	0.0478	pCi/L	O
OU5	K7-09	6/2/21		Uranium 235 and 236 (in activity)	<	0.1	0.0213	pCi/L	
OU5	K7-09	6/2/21		Uranium 238 (in activity)	<	0.1	0.0375	pCi/L	O
OU5	K7-09	6/2/21		Lithium		0.14		mg/L	
OU5	K7-09	6/2/21		Nitrate (as NO3)	<	0.5		mg/L	
OU5	K7-09	6/2/21		Perchlorate	<	4		ug/L	
OU5	K7-09	6/2/21		1,1-Dichloroethane	<	0.5		ug/L	
OU5	K7-09	6/2/21		1,1-Dichloroethene	<	0.5		ug/L	
OU5	K7-09	6/2/21		1,1,1-Trichloroethane	<	0.5		ug/L	
OU5	K7-09	6/2/21		1,1,2-Trichloroethane	<	0.5		ug/L	
OU5	K7-09	6/2/21		1,1,2,2-Tetrachloroethane	<	0.5		ug/L	
OU5	K7-09	6/2/21		1,2-Dichlorobenzene	<	0.5		ug/L	
OU5	K7-09	6/2/21		1,2-Dichloroethane	<	0.5		ug/L	
OU5	K7-09	6/2/21		1,2-Dichloroethene (total)	<	1		ug/L	
OU5	K7-09	6/2/21		1,2-Dichloropropane	<	0.5		ug/L	
OU5	K7-09	6/2/21		1,3-Dichlorobenzene	<	0.5		ug/L	
OU5	K7-09	6/2/21		1,4-Dichlorobenzene	<	0.5		ug/L	
OU5	K7-09	6/2/21		2-Chloroethylvinylether	<	10		ug/L	
OU5	K7-09	6/2/21		Bromodichloromethane	<	0.5		ug/L	
OU5	K7-09	6/2/21		Bromoform	<	0.5		ug/L	
OU5	K7-09	6/2/21		Bromomethane	<	1		ug/L	
OU5	K7-09	6/2/21		Carbon tetrachloride	<	0.5		ug/L	
OU5	K7-09	6/2/21		Chlorobenzene	<	0.5		ug/L	
OU5	K7-09	6/2/21		Chloroethane	<	0.5		ug/L	
OU5	K7-09	6/2/21		Chloroform	<	0.5		ug/L	
OU5	K7-09	6/2/21		Chloromethane	<	0.5		ug/L	
OU5	K7-09	6/2/21		cis-1,2-Dichloroethene	<	0.5		ug/L	
OU5	K7-09	6/2/21		cis-1,3-Dichloropropene	<	0.5		ug/L	
OU5	K7-09	6/2/21		Dibromochloromethane	<	0.5		ug/L	
OU5	K7-09	6/2/21		Dichlorodifluoromethane	<	0.5		ug/L	
OU5	K7-09	6/2/21		Methylene chloride	<	1		ug/L	
OU5	K7-09	6/2/21		Tetrachloroethene	<	0.5		ug/L	
OU5	K7-09	6/2/21		trans-1,2-Dichloroethene	<	0.5		ug/L	
OU5	K7-09	6/2/21		trans-1,3-Dichloropropene	<	0.5		ug/L	
OU5	K7-09	6/2/21		Trichloroethene	<	0.5		ug/L	
OU5	K7-09	6/2/21		Trichlorofluoromethane	<	0.5		ug/L	
OU5	K7-09	6/2/21		Trichlorotrifluoroethane	<	0.5		ug/L	
OU5	K7-09	6/2/21		Vinyl chloride	<	0.5		ug/L	
OU5	K7-09	6/2/21		PCB 1016	<	1		ug/L	D
OU5	K7-09	6/2/21		PCB 1221	<	1		ug/L	D
OU5	K7-09	6/2/21		PCB 1232	<	1		ug/L	D
OU5	K7-09	6/2/21		PCB 1242	<	1		ug/L	D
OU5	K7-09	6/2/21		PCB 1248	<	1		ug/L	D
OU5	K7-09	6/2/21		PCB 1254	<	1		ug/L	D
OU5	K7-09	6/2/21		PCB 1260	<	1		ug/L	D
OU5	K7-09	6/2/21		1,3-Dinitrobenzene	<	2		ug/L	
OU5	K7-09	6/2/21		1,3,5-Trinitrobenzene	<	2		ug/L	
OU5	K7-09	6/2/21		2-Amino-4,6-dinitrotoluene	<	2		ug/L	
OU5	K7-09	6/2/21		2-Nitrotoluene	<	2		ug/L	
OU5	K7-09	6/2/21		2,4-Dinitrotoluene	<	2		ug/L	
OU5	K7-09	6/2/21		2,6-Dinitrotoluene	<	2		ug/L	
OU5	K7-09	6/2/21		3-Nitrotoluene	<	2		ug/L	
OU5	K7-09	6/2/21		4-Amino-2,6-dinitrotoluene	<	2		ug/L	
OU5	K7-09	6/2/21		4-Nitrotoluene	<	2		ug/L	
OU5	K7-09	6/2/21		HMX	<	1		ug/L	
OU5	K7-09	6/2/21		Nitrobenzene	<	2		ug/L	
OU5	K7-09	6/2/21		RDX	<	1		ug/L	
OU5	K7-09	6/2/21		TNT	<	2		ug/L	
OU5	K7-09	6/2/21		Tritium	<	100	56.8	pCi/L	
OU5	K7-09	6/2/21		Field Oxidation Potential (Eh)		227		mVolts	
OU5	K7-09	6/2/21		Field pH		7.92		Units	
OU5	K7-09	6/2/21		Field Specific Conductance		983.6		umhos/cm	
OU5	K7-09	6/2/21		Field Temperature		21		Degrees C	
OU5	K7-09	6/2/21		Antimony	<	0.06		mg/L	
OU5	K7-09	6/2/21		Arsenic	<	0.005		mg/L	

Attachment 1. Table 1. Groundwater analytical data, Site 300, 2021.

OU	Location	Date	Sample Type	Parameter	LOS Indicator	Result	Error	Units	QA Flag
OU5	K7-09	6/2/21		Barium		0.016		mg/L	
OU5	K7-09	6/2/21		Beryllium	<	0.002		mg/L	
OU5	K7-09	6/2/21		Cadmium	<	0.005		mg/L	
OU5	K7-09	6/2/21		Chromium	<	0.01		mg/L	
OU5	K7-09	6/2/21		Cobalt	<	0.02		mg/L	
OU5	K7-09	6/2/21		Copper	<	0.01		mg/L	
OU5	K7-09	6/2/21		Lead	<	0.003		mg/L	
OU5	K7-09	6/2/21		Mercury	<	0.0002		mg/L	
OU5	K7-09	6/2/21		Molybdenum	<	0.02		mg/L	
OU5	K7-09	6/2/21		Nickel	<	0.02		mg/L	
OU5	K7-09	6/2/21		Selenium	<	0.005		mg/L	
OU5	K7-09	6/2/21		Silver	<	0.005		mg/L	
OU5	K7-09	6/2/21		Thallium	<	0.005		mg/L	
OU5	K7-09	6/2/21		Vanadium	<	0.01		mg/L	
OU5	K7-09	6/2/21		Zinc	<	0.02		mg/L	
OU5	K7-09	12/1/21		Perchlorate	<	2		ug/L	
OU5	K7-09	12/1/21		Tritium	<	100	60.3	pCi/L	
OU5	K7-09	12/1/21		Field Oxidation Potential (Eh)		204		mVolts	
OU5	K7-09	12/1/21		Field pH		8.14		Units	
OU5	K7-09	12/1/21		Field Specific Conductance		883.1		umhos/cm	
OU5	K7-09	12/1/21		Field Temperature		19.5		Degrees C	
OU5	K7-10	5/25/21		Fluoride		0.15		mg/L	
OU5	K7-10	5/25/21		Uranium 234 and 233 (in activity)	<	0.1	0.0492	pCi/L	O
OU5	K7-10	5/25/21		Uranium 235 and 236 (in activity)	<	0.1	0.0222	pCi/L	
OU5	K7-10	5/25/21		Uranium 238 (in activity)	<	0.1	0.0358	pCi/L	O
OU5	K7-10	5/25/21		Lithium		0.043		mg/L	
OU5	K7-10	5/25/21		Nitrate (as NO3)		1.8		mg/L	
OU5	K7-10	5/25/21		Perchlorate	<	4		ug/L	
OU5	K7-10	5/25/21		1,1-Dichloroethane	<	0.5		ug/L	
OU5	K7-10	5/25/21		1,1-Dichloroethene	<	0.5		ug/L	
OU5	K7-10	5/25/21		1,1,1-Trichloroethane	<	0.5		ug/L	
OU5	K7-10	5/25/21		1,1,2-Trichloroethane	<	0.5		ug/L	
OU5	K7-10	5/25/21		1,1,2,2-Tetrachloroethane	<	0.5		ug/L	
OU5	K7-10	5/25/21		1,2-Dichlorobenzene	<	0.5		ug/L	
OU5	K7-10	5/25/21		1,2-Dichloroethane	<	0.5		ug/L	
OU5	K7-10	5/25/21		1,2-Dichloroethene (total)	<	1		ug/L	
OU5	K7-10	5/25/21		1,2-Dichloropropane	<	0.5		ug/L	
OU5	K7-10	5/25/21		1,3-Dichlorobenzene	<	0.5		ug/L	
OU5	K7-10	5/25/21		1,4-Dichlorobenzene	<	0.5		ug/L	
OU5	K7-10	5/25/21		2-Chloroethylvinylether	<	10		ug/L	
OU5	K7-10	5/25/21		Bromodichloromethane	<	0.5		ug/L	
OU5	K7-10	5/25/21		Bromoform	<	0.5		ug/L	
OU5	K7-10	5/25/21		Bromomethane	<	1		ug/L	
OU5	K7-10	5/25/21		Carbon tetrachloride	<	0.5		ug/L	
OU5	K7-10	5/25/21		Chlorobenzene	<	0.5		ug/L	
OU5	K7-10	5/25/21		Chloroethane	<	0.5		ug/L	
OU5	K7-10	5/25/21		Chloroform	<	0.5		ug/L	
OU5	K7-10	5/25/21		Chloromethane	<	0.5		ug/L	
OU5	K7-10	5/25/21		cis-1,2-Dichloroethene	<	0.5		ug/L	
OU5	K7-10	5/25/21		cis-1,3-Dichloropropene	<	0.5		ug/L	
OU5	K7-10	5/25/21		Dibromochloromethane	<	0.5		ug/L	
OU5	K7-10	5/25/21		Dichlorodifluoromethane	<	0.5		ug/L	
OU5	K7-10	5/25/21		Methylene chloride	<	1		ug/L	
OU5	K7-10	5/25/21		Tetrachloroethene	<	0.5		ug/L	
OU5	K7-10	5/25/21		trans-1,2-Dichloroethene	<	0.5		ug/L	
OU5	K7-10	5/25/21		trans-1,3-Dichloropropene	<	0.5		ug/L	
OU5	K7-10	5/25/21		Trichloroethene	<	0.5		ug/L	
OU5	K7-10	5/25/21		Trichlorofluoromethane	<	0.5		ug/L	
OU5	K7-10	5/25/21		Trichlorotrifluoroethane	<	0.5		ug/L	
OU5	K7-10	5/25/21		Vinyl chloride	<	0.5		ug/L	
OU5	K7-10	5/25/21		PCB 1016	<	0.5		ug/L	H
OU5	K7-10	5/25/21		PCB 1221	<	0.5		ug/L	H
OU5	K7-10	5/25/21		PCB 1232	<	0.5		ug/L	H
OU5	K7-10	5/25/21		PCB 1242	<	0.5		ug/L	H
OU5	K7-10	5/25/21		PCB 1248	<	0.5		ug/L	H
OU5	K7-10	5/25/21		PCB 1254	<	0.5		ug/L	H

Attachment 1. Table 1. Groundwater analytical data, Site 300, 2021.

OU	Location	Date	Sample Type	Parameter	LOS Indicator	Result	Error	Units	QA Flag
OU5	K7-10	5/25/21		PCB 1260	<	0.5		ug/L	H
OU5	K7-10	5/25/21		1,3-Dinitrobenzene	<	2		ug/L	
OU5	K7-10	5/25/21		1,3,5-Trinitrobenzene	<	2		ug/L	
OU5	K7-10	5/25/21		2-Amino-4,6-dinitrotoluene	<	2		ug/L	
OU5	K7-10	5/25/21		2-Nitrotoluene	<	2		ug/L	
OU5	K7-10	5/25/21		2,4-Dinitrotoluene	<	2		ug/L	
OU5	K7-10	5/25/21		2,6-Dinitrotoluene	<	2		ug/L	
OU5	K7-10	5/25/21		3-Nitrotoluene	<	2		ug/L	
OU5	K7-10	5/25/21		4-Amino-2,6-dinitrotoluene	<	2		ug/L	
OU5	K7-10	5/25/21		4-Nitrotoluene	<	2		ug/L	
OU5	K7-10	5/25/21		HMX	<	1		ug/L	
OU5	K7-10	5/25/21		Nitrobenzene	<	2		ug/L	
OU5	K7-10	5/25/21		RDX	<	1		ug/L	
OU5	K7-10	5/25/21		TNT	<	2		ug/L	
OU5	K7-10	5/25/21		Tritium	<	100	61.8	pCi/L	
OU5	K7-10	5/25/21		Field Oxidation Potential (Eh)		184		mVolts	
OU5	K7-10	5/25/21		Field pH		7.33		Units	
OU5	K7-10	5/25/21		Field Specific Conductance		820.9		umhos/cm	
OU5	K7-10	5/25/21		Field Temperature		17.4		Degrees C	
OU5	K7-10	5/25/21		Antimony	<	0.06		mg/L	
OU5	K7-10	5/25/21		Arsenic	<	0.005		mg/L	
OU5	K7-10	5/25/21		Barium		0.056		mg/L	
OU5	K7-10	5/25/21		Beryllium	<	0.002		mg/L	
OU5	K7-10	5/25/21		Cadmium	<	0.005		mg/L	
OU5	K7-10	5/25/21		Chromium	<	0.01		mg/L	
OU5	K7-10	5/25/21		Cobalt	<	0.02		mg/L	
OU5	K7-10	5/25/21		Copper	<	0.01		mg/L	
OU5	K7-10	5/25/21		Lead	<	0.003		mg/L	
OU5	K7-10	5/25/21		Mercury	<	0.0002		mg/L	
OU5	K7-10	5/25/21		Molybdenum	<	0.02		mg/L	
OU5	K7-10	5/25/21		Nickel	<	0.02		mg/L	
OU5	K7-10	5/25/21		Selenium	<	0.005		mg/L	
OU5	K7-10	5/25/21		Silver	<	0.005		mg/L	
OU5	K7-10	5/25/21		Thallium	<	0.005		mg/L	
OU5	K7-10	5/25/21		Vanadium	<	0.01		mg/L	
OU5	K7-10	5/25/21		Zinc	<	0.02		mg/L	
OU5	K7-10	12/1/21		Tritium	<	100	61.9	pCi/L	
OU5	K7-10	12/1/21		Field Oxidation Potential (Eh)		215		mVolts	
OU5	K7-10	12/1/21		Field pH		7.4		Units	
OU5	K7-10	12/1/21		Field Specific Conductance		903.7		umhos/cm	
OU5	K7-10	12/1/21		Field Temperature		18.7		Degrees C	
OU5	NC2-05A	5/11/21		Uranium 234 and 233 (in activity)		2.1	0.316	pCi/L	
OU5	NC2-05A	5/11/21		Uranium 235 and 236 (in activity)	<	0.1	0.0553	pCi/L	B
OU5	NC2-05A	5/11/21		Uranium 238 (in activity)		1.38	0.232	pCi/L	
OU5	NC2-05A	5/11/21		Nitrate (as NO3)		34		mg/L	
OU5	NC2-05A	5/11/21		Perchlorate		5.6		ug/L	
OU5	NC2-05A	5/11/21		Tritium		2570	520	pCi/L	
OU5	NC2-05A	5/11/21		Field Oxidation Potential (Eh)		192		mVolts	
OU5	NC2-05A	5/11/21		Field pH		7.66		Units	
OU5	NC2-05A	5/11/21		Field Specific Conductance		660.8		umhos/cm	
OU5	NC2-05A	5/11/21		Field Temperature		21		Degrees C	
OU5	NC2-05A	5/11/21	DUP	Uranium 234 and 233 (in activity)		1.85	0.259	pCi/L	
OU5	NC2-05A	5/11/21	DUP	Uranium 235 and 236 (in activity)	<	0.1	0.0449	pCi/L	B
OU5	NC2-05A	5/11/21	DUP	Uranium 238 (in activity)		1.26	0.193	pCi/L	
OU5	NC2-05A	5/11/21	DUP	Nitrate (as NO3)		34		mg/L	
OU5	NC2-05A	5/11/21	DUP	Perchlorate		5.9		ug/L	
OU5	NC2-05A	5/11/21	DUP	Tritium		2620	531	pCi/L	
OU5	NC2-05A	10/26/21		Perchlorate		5.3		ug/L	
OU5	NC2-05A	10/26/21		Tritium		2560	521	pCi/L	
OU5	NC2-05A	10/26/21		Field Oxidation Potential (Eh)		125		mVolts	
OU5	NC2-05A	10/26/21		Field pH		7.84		Units	
OU5	NC2-05A	10/26/21		Field Specific Conductance		645.3		umhos/cm	
OU5	NC2-05A	10/26/21		Field Temperature		19		Degrees C	
OU5	NC2-06	5/11/21		Uranium 234 and 233 (in activity)		1.86	0.23	pCi/L	
OU5	NC2-06	5/11/21		Uranium 235 and 236 (in activity)	<	0.1	0.0296	pCi/L	B
OU5	NC2-06	5/11/21		Uranium 238 (in activity)		1.02	0.148	pCi/L	

Attachment 1. Table 1. Groundwater analytical data, Site 300, 2021.

OU	Location	Date	Sample Type	Parameter	LOS Indicator	Result	Error	Units	QA Flag
OU5	NC2-06	5/11/21		Nitrate (as NO3)		34		mg/L	
OU5	NC2-06	5/11/21		Perchlorate		5.8		ug/L	
OU5	NC2-06	5/11/21		Tritium		3000	602	pCi/L	
OU5	NC2-06	5/11/21		Field Oxidation Potential (Eh)		180		mVolts	
OU5	NC2-06	5/11/21		Field pH		7.8		Units	
OU5	NC2-06	5/11/21		Field Specific Conductance		640.4		umhos/cm	
OU5	NC2-06	5/11/21		Field Temperature		21.1		Degrees C	
OU5	NC2-06	11/11/21		Perchlorate		5.1		ug/L	
OU5	NC2-06	11/11/21		Tritium		2090	427	pCi/L	
OU5	NC2-06	11/11/21		Field Oxidation Potential (Eh)		-127		mVolts	
OU5	NC2-06	11/11/21		Field pH		7.79		Units	
OU5	NC2-06	11/11/21		Field Specific Conductance		634.5		umhos/cm	
OU5	NC2-06	11/11/21		Field Temperature		19.4		Degrees C	
OU5	NC2-06A	11/11/21		Perchlorate	<	2		ug/L	
OU5	NC2-06A	11/11/21		Tritium	<	100	62.7	pCi/L	
OU5	NC2-06A	11/11/21		Field Oxidation Potential (Eh)		-47		mVolts	
OU5	NC2-06A	11/11/21		Field pH		7.89		Units	
OU5	NC2-06A	11/11/21		Field Specific Conductance		610.1		umhos/cm	
OU5	NC2-06A	11/11/21		Field Temperature		19.3		Degrees C	
OU5	NC2-08	5/11/21		Fluoride		0.2		mg/L	
OU5	NC2-08	5/11/21		Uranium 234 and 233 (in activity)		1.46	0.193	pCi/L	
OU5	NC2-08	5/11/21		Uranium 235 and 236 (in activity)	<	0.1	0.0377	pCi/L	B
OU5	NC2-08	5/11/21		Uranium 238 (in activity)		0.897	0.136	pCi/L	
OU5	NC2-08	5/11/21		Lithium		0.025		mg/L	
OU5	NC2-08	5/11/21		Nitrate (as NO3)		38		mg/L	
OU5	NC2-08	5/11/21		Perchlorate	<	4		ug/L	O
OU5	NC2-08	5/11/21		1,1-Dichloroethane	<	0.5		ug/L	
OU5	NC2-08	5/11/21		1,1-Dichloroethene	<	0.5		ug/L	
OU5	NC2-08	5/11/21		1,1,1-Trichloroethane	<	0.5		ug/L	
OU5	NC2-08	5/11/21		1,1,2-Trichloroethane	<	0.5		ug/L	
OU5	NC2-08	5/11/21		1,1,2,2-Tetrachloroethane	<	0.5		ug/L	
OU5	NC2-08	5/11/21		1,2-Dichlorobenzene	<	0.5		ug/L	
OU5	NC2-08	5/11/21		1,2-Dichloroethane	<	0.5		ug/L	
OU5	NC2-08	5/11/21		1,2-Dichloroethene (total)	<	1		ug/L	
OU5	NC2-08	5/11/21		1,2-Dichloropropane	<	0.5		ug/L	
OU5	NC2-08	5/11/21		1,3-Dichlorobenzene	<	0.5		ug/L	
OU5	NC2-08	5/11/21		1,4-Dichlorobenzene	<	0.5		ug/L	
OU5	NC2-08	5/11/21		2-Chloroethylvinylether	<	10		ug/L	
OU5	NC2-08	5/11/21		Bromodichloromethane	<	0.5		ug/L	
OU5	NC2-08	5/11/21		Bromoform	<	0.5		ug/L	
OU5	NC2-08	5/11/21		Bromomethane	<	1		ug/L	
OU5	NC2-08	5/11/21		Carbon tetrachloride	<	0.5		ug/L	
OU5	NC2-08	5/11/21		Chlorobenzene	<	0.5		ug/L	
OU5	NC2-08	5/11/21		Chloroethane	<	0.5		ug/L	
OU5	NC2-08	5/11/21		Chloroform	<	0.5		ug/L	
OU5	NC2-08	5/11/21		Chloromethane	<	0.5		ug/L	
OU5	NC2-08	5/11/21		cis-1,2-Dichloroethene	<	0.5		ug/L	
OU5	NC2-08	5/11/21		cis-1,3-Dichloropropene	<	0.5		ug/L	
OU5	NC2-08	5/11/21		Dibromochloromethane	<	0.5		ug/L	
OU5	NC2-08	5/11/21		Dichlorodifluoromethane	<	0.5		ug/L	
OU5	NC2-08	5/11/21		Methylene chloride	<	1		ug/L	
OU5	NC2-08	5/11/21		Tetrachloroethene	<	0.5		ug/L	
OU5	NC2-08	5/11/21		trans-1,2-Dichloroethene	<	0.5		ug/L	
OU5	NC2-08	5/11/21		trans-1,3-Dichloropropene	<	0.5		ug/L	
OU5	NC2-08	5/11/21		Trichloroethene	<	0.5		ug/L	
OU5	NC2-08	5/11/21		Trichlorofluoromethane	<	0.5		ug/L	
OU5	NC2-08	5/11/21		Trichlorotrifluoroethane	<	0.5		ug/L	
OU5	NC2-08	5/11/21		Vinyl chloride	<	0.5		ug/L	
OU5	NC2-08	5/11/21		1,3-Dinitrobenzene	<	2		ug/L	
OU5	NC2-08	5/11/21		1,3,5-Trinitrobenzene	<	2		ug/L	
OU5	NC2-08	5/11/21		2-Amino-4,6-dinitrotoluene	<	2		ug/L	
OU5	NC2-08	5/11/21		2-Nitrotoluene	<	2		ug/L	
OU5	NC2-08	5/11/21		2,4-Dinitrotoluene	<	2		ug/L	
OU5	NC2-08	5/11/21		2,6-Dinitrotoluene	<	2		ug/L	
OU5	NC2-08	5/11/21		3-Nitrotoluene	<	2		ug/L	
OU5	NC2-08	5/11/21		4-Amino-2,6-dinitrotoluene	<	2		ug/L	

Attachment 1. Table 1. Groundwater analytical data, Site 300, 2021.

OU	Location	Date	Sample Type	Parameter	LOS Indicator	Result	Error	Units	QA Flag
OU5	NC2-08	5/11/21		4-Nitrotoluene	<	2		ug/L	
OU5	NC2-08	5/11/21		HMX	<	1		ug/L	
OU5	NC2-08	5/11/21		Nitrobenzene	<	2		ug/L	
OU5	NC2-08	5/11/21		RDX	<	1		ug/L	
OU5	NC2-08	5/11/21		TNT	<	2		ug/L	
OU5	NC2-08	5/11/21		Tritium		1860	384	pCi/L	
OU5	NC2-08	5/11/21		Field Oxidation Potential (Eh)		241		mVolts	
OU5	NC2-08	5/11/21		Field pH		7.97		Units	
OU5	NC2-08	5/11/21		Field Specific Conductance		591.6		umhos/cm	
OU5	NC2-08	5/11/21		Field Temperature		20.7		Degrees C	
OU5	NC2-08	5/11/21		Total Uranium (in activity)		2.4	0.023	pCi/L	
OU5	NC2-08	5/11/21		Total Uranium (in mass)		2.6	0.019	ug/L	
OU5	NC2-08	5/11/21		Uranium 234 (in activity)		1.5	0.022	pCi/L	
OU5	NC2-08	5/11/21		Uranium 235 (in activity)		0.04	0.00031	pCi/L	
OU5	NC2-08	5/11/21		Uranium 235/238		0.007122	0.000021	atom/atom	
OU5	NC2-08	5/11/21		Uranium 236 (in activity)	<	0.0003		pCi/L	
OU5	NC2-08	5/11/21		Uranium 238 (in activity)		0.88	0.0062	pCi/L	
OU5	NC2-08	5/11/21		Uranium 238 (in mass)		2.6	0.019	ug/L	
OU5	NC2-08	5/11/21		Antimony	<	0.06		mg/L	
OU5	NC2-08	5/11/21		Arsenic		0.01		mg/L	
OU5	NC2-08	5/11/21		Barium		0.062		mg/L	
OU5	NC2-08	5/11/21		Beryllium	<	0.002		mg/L	
OU5	NC2-08	5/11/21		Cadmium	<	0.005		mg/L	
OU5	NC2-08	5/11/21		Chromium	<	0.01		mg/L	
OU5	NC2-08	5/11/21		Cobalt	<	0.02		mg/L	
OU5	NC2-08	5/11/21		Copper	<	0.01		mg/L	
OU5	NC2-08	5/11/21		Lead	<	0.003		mg/L	
OU5	NC2-08	5/11/21		Mercury	<	0.0002		mg/L	
OU5	NC2-08	5/11/21		Molybdenum	<	0.02		mg/L	
OU5	NC2-08	5/11/21		Nickel	<	0.02		mg/L	
OU5	NC2-08	5/11/21		Selenium	<	0.005		mg/L	
OU5	NC2-08	5/11/21		Silver	<	0.005		mg/L	
OU5	NC2-08	5/11/21		Thallium	<	0.005		mg/L	
OU5	NC2-08	5/11/21		Vanadium		0.032		mg/L	
OU5	NC2-08	5/11/21		Zinc	<	0.02		mg/L	
OU5	NC2-09	5/13/21		Uranium 234 and 233 (in activity)	<	0.1	0.032	pCi/L	O
OU5	NC2-09	5/13/21		Uranium 235 and 236 (in activity)	<	0.1	0.0261	pCi/L	
OU5	NC2-09	5/13/21		Uranium 238 (in activity)	<	0.1	0.0311	pCi/L	O
OU5	NC2-09	5/13/21		Nitrate (as NO3)	<	1		mg/L	
OU5	NC2-09	5/13/21		Perchlorate	<	4		ug/L	
OU5	NC2-09	5/13/21		Tritium	<	100	56.7	pCi/L	
OU5	NC2-09	5/13/21		Field Oxidation Potential (Eh)		-105		mVolts	
OU5	NC2-09	5/13/21		Field pH		7.62		Units	
OU5	NC2-09	5/13/21		Field Specific Conductance		613.1		umhos/cm	
OU5	NC2-09	5/13/21		Field Temperature		20.3		Degrees C	
OU5	NC2-09	11/11/21		Tritium	<	100	56.7	pCi/L	
OU5	NC2-09	11/11/21		Field Oxidation Potential (Eh)		-191		mVolts	
OU5	NC2-09	11/11/21		Field pH		7.83		Units	
OU5	NC2-09	11/11/21		Field Specific Conductance		607.8		umhos/cm	
OU5	NC2-09	11/11/21		Field Temperature		20.2		Degrees C	
OU5	NC2-10	5/13/21		Uranium 234 and 233 (in activity)		3.74	0.487	pCi/L	O
OU5	NC2-10	5/13/21		Uranium 235 and 236 (in activity)		0.126	0.0618	pCi/L	
OU5	NC2-10	5/13/21		Uranium 238 (in activity)		2.06	0.3	pCi/L	O
OU5	NC2-10	5/13/21		Nitrate (as NO3)		14		mg/L	
OU5	NC2-10	5/13/21		Perchlorate	<	4		ug/L	
OU5	NC2-10	5/13/21		Tritium		469	125	pCi/L	
OU5	NC2-10	5/13/21		Field Oxidation Potential (Eh)		74		mVolts	
OU5	NC2-10	5/13/21		Field pH		7.82		Units	
OU5	NC2-10	5/13/21		Field Specific Conductance		756.4		umhos/cm	
OU5	NC2-10	5/13/21		Field Temperature		21.8		Degrees C	
OU5	NC2-10	12/9/21		Tritium		455	123	pCi/L	
OU5	NC2-10	12/9/21		Field Oxidation Potential (Eh)		-76		mVolts	
OU5	NC2-10	12/9/21		Field pH		7.26		Units	
OU5	NC2-10	12/9/21		Field Specific Conductance		755.2		umhos/cm	
OU5	NC2-10	12/9/21		Field Temperature		17.5		Degrees C	
OU5	NC2-11D	4/7/21		Nitrate (as NO3)		30		mg/L	

Attachment 1. Table 1. Groundwater analytical data, Site 300, 2021.

OU	Location	Date	Sample Type	Parameter	LOS Indicator	Result	Error	Units	QA Flag
OU5	NC2-11D	4/7/21		Perchlorate	<	4		ug/L	
OU5	NC2-11D	4/7/21		Gross alpha		2.69	0.953	pCi/L	
OU5	NC2-11D	4/7/21		Gross beta		4.91	1.03	pCi/L	
OU5	NC2-11D	4/7/21		Tritium		1530	322	pCi/L	
OU5	NC2-11D	4/7/21		Field Oxidation Potential (Eh)		32		mVolts	
OU5	NC2-11D	4/7/21		Field pH		8.19		Units	
OU5	NC2-11D	4/7/21		Field Specific Conductance		680.2		umhos/cm	
OU5	NC2-11D	4/7/21		Field Temperature		23.2		Degrees C	
OU5	NC2-11D	4/7/21		Total Uranium (in activity)		4.79	0.12	pCi/L	
OU5	NC2-11D	4/7/21		Total Uranium (in mass)		5.315	0.027	ug/L	
OU5	NC2-11D	4/7/21		Uranium 234 (in activity)		2.94	0.12	pCi/L	
OU5	NC2-11D	4/7/21		Uranium 235 (in activity)		0.0825	0.00045	pCi/L	
OU5	NC2-11D	4/7/21		Uranium 235/238		0.007237	0.000013	atom/atom	
OU5	NC2-11D	4/7/21		Uranium 236 (in activity)	<	0.00034		pCi/L	
OU5	NC2-11D	4/7/21		Uranium 238 (in activity)		1.7727	0.0092	pCi/L	
OU5	NC2-11D	4/7/21		Uranium 238 (in mass)		5.276	0.027	ug/L	
OU5	NC2-11D	10/13/21		Perchlorate		3.1		ug/L	
OU5	NC2-11D	10/13/21		Tritium		1870	389	pCi/L	
OU5	NC2-11D	10/13/21		Field Oxidation Potential (Eh)		167		mVolts	
OU5	NC2-11D	10/13/21		Field pH		8.14		Units	
OU5	NC2-11D	10/13/21		Field Specific Conductance		677.1		umhos/cm	
OU5	NC2-11D	10/13/21		Field Temperature		23.4		Degrees C	
OU5	NC2-11I	5/13/21		Uranium 234 and 233 (in activity)		2.58	0.323	pCi/L	O
OU5	NC2-11I	5/13/21		Uranium 235 and 236 (in activity)		0.109	0.0472	pCi/L	
OU5	NC2-11I	5/13/21		Uranium 238 (in activity)		1.53	0.214	pCi/L	O
OU5	NC2-11I	5/13/21		Nitrate (as NO3)		32		mg/L	
OU5	NC2-11I	5/13/21		Perchlorate		5.6		ug/L	
OU5	NC2-11I	5/13/21		Tritium		2510	510	pCi/L	
OU5	NC2-11I	5/13/21		Field Oxidation Potential (Eh)		-126		mVolts	
OU5	NC2-11I	5/13/21		Field pH		7.4		Units	
OU5	NC2-11I	5/13/21		Field Specific Conductance		680.3		umhos/cm	
OU5	NC2-11I	5/13/21		Field Temperature		20.5		Degrees C	
OU5	NC2-11I	11/17/21		Tritium		1850	382	pCi/L	
OU5	NC2-11I	11/17/21		Field Oxidation Potential (Eh)		131		mVolts	
OU5	NC2-11I	11/17/21		Field pH		7.69		Units	
OU5	NC2-11I	11/17/21		Field Specific Conductance		676.8		umhos/cm	
OU5	NC2-11I	11/17/21		Field Temperature		19.3		Degrees C	
OU5	NC2-11I	11/18/21		Perchlorate		4.2		ug/L	
OU5	NC2-11I	11/18/21		Field Oxidation Potential (Eh)		47		mVolts	
OU5	NC2-11I	11/18/21		Field pH		7.52		Units	
OU5	NC2-11I	11/18/21		Field Specific Conductance		695.6		umhos/cm	
OU5	NC2-11I	11/18/21		Field Temperature		19.5		Degrees C	
OU5	NC2-11S	5/13/21		Uranium 234 and 233 (in activity)		2.14	0.266	pCi/L	O
OU5	NC2-11S	5/13/21		Uranium 235 and 236 (in activity)	<	0.1	0.0332	pCi/L	
OU5	NC2-11S	5/13/21		Uranium 238 (in activity)		1.24	0.175	pCi/L	O
OU5	NC2-11S	5/13/21		Nitrate (as NO3)		22		mg/L	
OU5	NC2-11S	5/13/21		Perchlorate	<	4		ug/L	
OU5	NC2-11S	5/13/21		Tritium		2110	433	pCi/L	
OU5	NC2-11S	5/13/21		Field Oxidation Potential (Eh)		-69		mVolts	
OU5	NC2-11S	5/13/21		Field pH		7.24		Units	
OU5	NC2-11S	5/13/21		Field Specific Conductance		680.6		umhos/cm	
OU5	NC2-11S	5/13/21		Field Temperature		20.6		Degrees C	
OU5	NC2-12D	5/6/21		Uranium 234 and 233 (in activity)		1.93	0.235	pCi/L	
OU5	NC2-12D	5/6/21		Uranium 235 and 236 (in activity)	<	0.1	0.0333	pCi/L	B
OU5	NC2-12D	5/6/21		Uranium 238 (in activity)		1.28	0.17	pCi/L	
OU5	NC2-12D	5/6/21		Nitrate (as NO3)		31		mg/L	
OU5	NC2-12D	5/6/21		Perchlorate		4.9		ug/L	
OU5	NC2-12D	5/6/21		Gross alpha		3.48	1.77	pCi/L	
OU5	NC2-12D	5/6/21		Gross beta		4.2	1.27	pCi/L	
OU5	NC2-12D	5/6/21		Tritium		3720	743	pCi/L	
OU5	NC2-12D	5/6/21		Field Oxidation Potential (Eh)		73		mVolts	
OU5	NC2-12D	5/6/21		Field pH		7.6		Units	
OU5	NC2-12D	5/6/21		Field Specific Conductance		670.2		umhos/cm	
OU5	NC2-12D	5/6/21		Field Temperature		21.1		Degrees C	
OU5	NC2-12D	5/6/21	DUP	Uranium 234 and 233 (in activity)		1.81	0.231	pCi/L	
OU5	NC2-12D	5/6/21	DUP	Uranium 235 and 236 (in activity)	<	0.1	0.037	pCi/L	B

Attachment 1. Table 1. Groundwater analytical data, Site 300, 2021.

OU	Location	Date	Sample Type	Parameter	LOS Indicator	Result	Error	Units	QA Flag
OU5	NC2-12D	5/6/21	DUP	Uranium 238 (in activity)		1.19	0.166	pCi/L	
OU5	NC2-12D	5/6/21	DUP	Nitrate (as NO3)		31		mg/L	
OU5	NC2-12D	5/6/21	DUP	Perchlorate		5.4		ug/L	
OU5	NC2-12D	5/6/21	DUP	Gross alpha		4.04	1.88	pCi/L	
OU5	NC2-12D	5/6/21	DUP	Gross beta		3.13	1.14	pCi/L	
OU5	NC2-12D	5/6/21	DUP	Tritium		3900	778	pCi/L	
OU5	NC2-12D	11/17/21		Tritium		3170	637	pCi/L	
OU5	NC2-12D	11/17/21		Field Oxidation Potential (Eh)		134		mVolts	
OU5	NC2-12D	11/17/21		Field pH		7.69		Units	
OU5	NC2-12D	11/17/21		Field Specific Conductance		679.11		umhos/cm	
OU5	NC2-12D	11/17/21		Field Temperature		20.4		Degrees C	
OU5	NC2-12D	11/18/21		Perchlorate		4.8		ug/L	
OU5	NC2-12D	11/18/21		Field Oxidation Potential (Eh)		133		mVolts	
OU5	NC2-12D	11/18/21		Field pH		7.79		Units	
OU5	NC2-12D	11/18/21		Field Specific Conductance		679.11		umhos/cm	
OU5	NC2-12D	11/18/21		Field Temperature		18.9		Degrees C	
OU5	NC2-12I	5/13/21		Uranium 234 and 233 (in activity)		1.98	0.256	pCi/L	O
OU5	NC2-12I	5/13/21		Uranium 235 and 236 (in activity)	<	0.1	0.0336	pCi/L	
OU5	NC2-12I	5/13/21		Uranium 238 (in activity)		1.13	0.167	pCi/L	O
OU5	NC2-12I	5/13/21		Nitrate (as NO3)		33		mg/L	
OU5	NC2-12I	5/13/21		Perchlorate		6.8		ug/L	
OU5	NC2-12I	5/13/21		Tritium		3610	722	pCi/L	
OU5	NC2-12I	5/13/21		Field Oxidation Potential (Eh)		37		mVolts	
OU5	NC2-12I	5/13/21		Field pH		7.48		Units	
OU5	NC2-12I	5/13/21		Field Specific Conductance		678.1		umhos/cm	
OU5	NC2-12I	5/13/21		Field Temperature		20.5		Degrees C	
OU5	NC2-12I	11/17/21		Tritium		2980	600	pCi/L	
OU5	NC2-12I	11/17/21		Field Oxidation Potential (Eh)		105		mVolts	
OU5	NC2-12I	11/17/21		Field pH		7.54		Units	
OU5	NC2-12I	11/17/21		Field Specific Conductance		660.3		umhos/cm	
OU5	NC2-12I	11/17/21		Field Temperature		19.3		Degrees C	
OU5	NC2-12I	11/18/21		Perchlorate		6.7		ug/L	
OU5	NC2-12I	11/18/21		Field Oxidation Potential (Eh)		92		mVolts	
OU5	NC2-12I	11/18/21		Field pH		7.5		Units	
OU5	NC2-12I	11/18/21		Field Specific Conductance		681		umhos/cm	
OU5	NC2-12I	11/18/21		Field Temperature		19.6		Degrees C	
OU5	NC2-12S	5/13/21		Uranium 234 and 233 (in activity)		2.87	0.356	pCi/L	O
OU5	NC2-12S	5/13/21		Uranium 235 and 236 (in activity)		0.125	0.0527	pCi/L	
OU5	NC2-12S	5/13/21		Uranium 238 (in activity)		1.55	0.219	pCi/L	O
OU5	NC2-12S	5/13/21		Nitrate (as NO3)		97		mg/L	D
OU5	NC2-12S	5/13/21		Perchlorate		5		ug/L	
OU5	NC2-12S	5/13/21		Tritium		1950	402	pCi/L	
OU5	NC2-12S	5/13/21		Field Oxidation Potential (Eh)		19		mVolts	
OU5	NC2-12S	5/13/21		Field pH		7.53		Units	
OU5	NC2-12S	5/13/21		Field Specific Conductance		845.4		umhos/cm	
OU5	NC2-12S	5/13/21		Field Temperature		21.7		Degrees C	
OU5	NC2-12S	11/17/21		Tritium		1260	267	pCi/L	
OU5	NC2-12S	11/17/21		Field Oxidation Potential (Eh)		125		mVolts	
OU5	NC2-12S	11/17/21		Field pH		7.68		Units	
OU5	NC2-12S	11/17/21		Field Specific Conductance		850.9		umhos/cm	
OU5	NC2-12S	11/17/21		Field Temperature		17.5		Degrees C	
OU5	NC2-12S	11/18/21		Perchlorate		4.5		ug/L	
OU5	NC2-12S	11/18/21		Field Oxidation Potential (Eh)		104		mVolts	
OU5	NC2-12S	11/18/21		Field pH		7.49		Units	
OU5	NC2-12S	11/18/21		Field Specific Conductance		839.4		umhos/cm	
OU5	NC2-12S	11/18/21		Field Temperature		19.9		Degrees C	
OU5	NC2-13	5/13/21		Uranium 234 and 233 (in activity)		4.27	0.488	pCi/L	O
OU5	NC2-13	5/13/21		Uranium 235 and 236 (in activity)		0.111	0.048	pCi/L	
OU5	NC2-13	5/13/21		Uranium 238 (in activity)		2.42	0.302	pCi/L	O
OU5	NC2-13	5/13/21		Nitrate (as NO3)		31		mg/L	
OU5	NC2-13	5/13/21		Perchlorate	<	4		ug/L	
OU5	NC2-13	5/13/21		Tritium		376	109	pCi/L	
OU5	NC2-13	5/13/21		Field Oxidation Potential (Eh)		-78		mVolts	
OU5	NC2-13	5/13/21		Field pH		7.91		Units	
OU5	NC2-13	5/13/21		Field Specific Conductance		762.8		umhos/cm	
OU5	NC2-13	5/13/21		Field Temperature		20.8		Degrees C	

Attachment 1. Table 1. Groundwater analytical data, Site 300, 2021.

OU	Location	Date	Sample Type	Parameter	LOS Indicator	Result	Error	Units	QA Flag
OU5	NC2-13	11/17/21		Tritium		253	86.7	pCi/L	
OU5	NC2-13	11/17/21		Field Oxidation Potential (Eh)		47		mVolts	
OU5	NC2-13	11/17/21		Field pH		8.25		Units	
OU5	NC2-13	11/17/21		Field Specific Conductance		743.2		umhos/cm	
OU5	NC2-13	11/17/21		Field Temperature		18.5		Degrees C	
OU5	NC2-13	11/18/21		Perchlorate	<	2		ug/L	
OU5	NC2-13	11/18/21		Field Oxidation Potential (Eh)		74		mVolts	
OU5	NC2-13	11/18/21		Field pH		7.84		Units	
OU5	NC2-13	11/18/21		Field Specific Conductance		774.8		umhos/cm	
OU5	NC2-13	11/18/21		Field Temperature		18.3		Degrees C	
OU5	NC2-14S	3/3/21		Perchlorate	<	4		ug/L	
OU5	NC2-14S	3/3/21		Field Oxidation Potential (Eh)		170		mVolts	
OU5	NC2-14S	3/3/21		Field pH		7.96		Units	
OU5	NC2-14S	3/3/21		Field Specific Conductance		613.4		umhos/cm	
OU5	NC2-14S	3/3/21		Field Temperature		18.6		Degrees C	
OU5	NC2-14S	5/13/21		Uranium 234 and 233 (in activity)		2.1	0.31	pCi/L	O
OU5	NC2-14S	5/13/21		Uranium 235 and 236 (in activity)	<	0.1	0.0438	pCi/L	
OU5	NC2-14S	5/13/21		Uranium 238 (in activity)		1.12	0.197	pCi/L	O
OU5	NC2-14S	5/13/21		Nitrate (as NO3)		35		mg/L	
OU5	NC2-14S	5/13/21		Tritium		2300	468	pCi/L	
OU5	NC2-14S	5/13/21		Field Oxidation Potential (Eh)		90		mVolts	
OU5	NC2-14S	5/13/21		Field pH		8.05		Units	
OU5	NC2-14S	5/13/21		Field Specific Conductance		636.5		umhos/cm	
OU5	NC2-14S	5/13/21		Field Temperature		21		Degrees C	
OU5	NC2-14S	10/12/21		Tritium		2430	497	pCi/L	
OU5	NC2-14S	10/12/21		Field Oxidation Potential (Eh)		273		mVolts	
OU5	NC2-14S	10/12/21		Field pH		7.1		Units	
OU5	NC2-14S	10/12/21		Field Specific Conductance		636.4		umhos/cm	
OU5	NC2-14S	10/12/21		Field Temperature		19.2		Degrees C	
OU5	NC2-15	5/13/21		Uranium 234 and 233 (in activity)		1.75	0.279	pCi/L	O
OU5	NC2-15	5/13/21		Uranium 235 and 236 (in activity)	<	0.1	0.0371	pCi/L	
OU5	NC2-15	5/13/21		Uranium 238 (in activity)		1.1	0.198	pCi/L	O
OU5	NC2-15	5/13/21		Nitrate (as NO3)		36		mg/L	
OU5	NC2-15	5/13/21		Perchlorate	<	4		ug/L	
OU5	NC2-15	5/13/21		Tritium		2060	425	pCi/L	
OU5	NC2-15	5/13/21		Field Oxidation Potential (Eh)		99		mVolts	
OU5	NC2-15	5/13/21		Field pH		7.74		Units	
OU5	NC2-15	5/13/21		Field Specific Conductance		612.9		umhos/cm	
OU5	NC2-15	5/13/21		Field Temperature		20.4		Degrees C	
OU5	NC2-15	5/13/21	DUP	Nitrate (as NO3)		40		mg/L	
OU5	NC2-15	5/13/21	DUP	Perchlorate	<	4		ug/L	
OU5	NC2-15	11/30/21		Perchlorate		2.7		ug/L	
OU5	NC2-15	11/30/21		Tritium		2120	541	pCi/L	
OU5	NC2-15	11/30/21		Field Oxidation Potential (Eh)		220		mVolts	
OU5	NC2-15	11/30/21		Field pH		7.5		Units	
OU5	NC2-15	11/30/21		Field Specific Conductance		849.3		umhos/cm	
OU5	NC2-15	11/30/21		Field Temperature		18.2		Degrees C	
OU5	NC2-16	1/11/21		Perchlorate	<	4		ug/L	
OU5	NC2-16	1/11/21		Field Oxidation Potential (Eh)		97		mVolts	
OU5	NC2-16	1/11/21		Field pH		7.76		Units	
OU5	NC2-16	1/11/21		Field Specific Conductance		654.6		umhos/cm	
OU5	NC2-16	1/11/21		Field Temperature		19.4		Degrees C	
OU5	NC2-16	1/11/21		Aluminum	<	0.2		mg/L	
OU5	NC2-16	1/11/21		Bicarbonate Alk (as CaCO3)		140		mg/L	
OU5	NC2-16	1/11/21		Calcium		46		mg/L	
OU5	NC2-16	1/11/21		Carbonate Alk (as CaCO3)	<	4.1		mg/L	
OU5	NC2-16	1/11/21		Chloride		51		mg/L	
OU5	NC2-16	1/11/21		Copper	<	0.05		mg/L	
OU5	NC2-16	1/11/21		Fluoride		0.45		mg/L	
OU5	NC2-16	1/11/21		Hydroxide Alk (as CaCO3)	<	4.1		mg/L	
OU5	NC2-16	1/11/21		Iron	<	0.1		mg/L	
OU5	NC2-16	1/11/21		Magnesium		19		mg/L	
OU5	NC2-16	1/11/21		Manganese	<	0.03		mg/L	
OU5	NC2-16	1/11/21		Nickel	<	0.1		mg/L	
OU5	NC2-16	1/11/21		Nitrate (as N)		2		mg/L	
OU5	NC2-16	1/11/21		Nitrate (as NO3)		8.7		mg/L	H

Attachment 1. Table 1. Groundwater analytical data, Site 300, 2021.

OU	Location	Date	Sample Type	Parameter	LOS Indicator	Result	Error	Units	QA Flag
OU5	NC2-16	1/11/21		Nitrite (as N)	<	0.5		mg/L	
OU5	NC2-16	1/11/21		Ortho-Phosphate		0.21		mg/L	
OU5	NC2-16	1/11/21		pH		7.81		Units	
OU5	NC2-16	1/11/21		Potassium		3.5		mg/L	
OU5	NC2-16	1/11/21		Sodium		48		mg/L	
OU5	NC2-16	1/11/21		Specific Conductance		630		umhos/cm	
OU5	NC2-16	1/11/21		Sulfate		97		mg/L	
OU5	NC2-16	1/11/21		Surfactants	<	0.5		mg/L	
OU5	NC2-16	1/11/21		Total Alkalinity (as CaCO3)		140		mg/L	
OU5	NC2-16	1/11/21		Total dissolved solids (TDS)		410		mg/L	D
OU5	NC2-16	1/11/21		Total Hardness (as CaCO3)		190		mg/L	
OU5	NC2-16	1/11/21		Total Phosphorus (as PO4)		0.3		mg/L	
OU5	NC2-16	1/11/21		Zinc	<	0.05		mg/L	
OU5	NC2-16	1/11/21		Antimony	<	0.06		mg/L	
OU5	NC2-16	1/11/21		Arsenic		0.0097		mg/L	
OU5	NC2-16	1/11/21		Barium		0.021		mg/L	
OU5	NC2-16	1/11/21		Beryllium	<	0.002		mg/L	
OU5	NC2-16	1/11/21		Cadmium	<	0.005		mg/L	
OU5	NC2-16	1/11/21		Chromium	<	0.01		mg/L	
OU5	NC2-16	1/11/21		Cobalt	<	0.02		mg/L	
OU5	NC2-16	1/11/21		Copper	<	0.01		mg/L	
OU5	NC2-16	1/11/21		Lead	<	0.003		mg/L	
OU5	NC2-16	1/11/21		Mercury	<	0.0002		mg/L	
OU5	NC2-16	1/11/21		Molybdenum	<	0.02		mg/L	
OU5	NC2-16	1/11/21		Nickel	<	0.02		mg/L	
OU5	NC2-16	1/11/21		Selenium	<	0.005		mg/L	
OU5	NC2-16	1/11/21		Silver	<	0.005		mg/L	
OU5	NC2-16	1/11/21		Thallium	<	0.005		mg/L	
OU5	NC2-16	1/11/21		Vanadium		0.018		mg/L	
OU5	NC2-16	1/11/21		Zinc	<	0.02		mg/L	
OU5	NC2-16	1/11/21	DUP	Perchlorate	<	4		ug/L	
OU5	NC2-16	1/11/21	DUP	Aluminum	<	0.2		mg/L	
OU5	NC2-16	1/11/21	DUP	Bicarbonate Alk (as CaCO3)		140		mg/L	
OU5	NC2-16	1/11/21	DUP	Calcium		47		mg/L	
OU5	NC2-16	1/11/21	DUP	Carbonate Alk (as CaCO3)	<	4.1		mg/L	
OU5	NC2-16	1/11/21	DUP	Chloride		51		mg/L	
OU5	NC2-16	1/11/21	DUP	Copper	<	0.05		mg/L	
OU5	NC2-16	1/11/21	DUP	Fluoride		0.47		mg/L	
OU5	NC2-16	1/11/21	DUP	Hydroxide Alk (as CaCO3)	<	4.1		mg/L	
OU5	NC2-16	1/11/21	DUP	Iron	<	0.1		mg/L	
OU5	NC2-16	1/11/21	DUP	Magnesium		19		mg/L	
OU5	NC2-16	1/11/21	DUP	Manganese	<	0.03		mg/L	
OU5	NC2-16	1/11/21	DUP	Nickel	<	0.1		mg/L	
OU5	NC2-16	1/11/21	DUP	Nitrate (as N)		1.8		mg/L	
OU5	NC2-16	1/11/21	DUP	Nitrate (as NO3)		7.8		mg/L	H
OU5	NC2-16	1/11/21	DUP	Nitrite (as N)	<	0.5		mg/L	
OU5	NC2-16	1/11/21	DUP	Ortho-Phosphate		0.23		mg/L	
OU5	NC2-16	1/11/21	DUP	pH		7.78		Units	
OU5	NC2-16	1/11/21	DUP	Potassium		3.5		mg/L	
OU5	NC2-16	1/11/21	DUP	Sodium		49		mg/L	
OU5	NC2-16	1/11/21	DUP	Specific Conductance		637		umhos/cm	
OU5	NC2-16	1/11/21	DUP	Sulfate		100		mg/L	
OU5	NC2-16	1/11/21	DUP	Surfactants	<	0.5		mg/L	
OU5	NC2-16	1/11/21	DUP	Total Alkalinity (as CaCO3)		140		mg/L	
OU5	NC2-16	1/11/21	DUP	Total dissolved solids (TDS)		420		mg/L	D
OU5	NC2-16	1/11/21	DUP	Total Hardness (as CaCO3)		200		mg/L	
OU5	NC2-16	1/11/21	DUP	Total Phosphorus (as PO4)		0.32		mg/L	
OU5	NC2-16	1/11/21	DUP	Zinc	<	0.05		mg/L	
OU5	NC2-16	1/11/21	DUP	Antimony	<	0.06		mg/L	
OU5	NC2-16	1/11/21	DUP	Arsenic		0.0094		mg/L	
OU5	NC2-16	1/11/21	DUP	Barium		0.021		mg/L	
OU5	NC2-16	1/11/21	DUP	Beryllium	<	0.002		mg/L	
OU5	NC2-16	1/11/21	DUP	Cadmium	<	0.005		mg/L	
OU5	NC2-16	1/11/21	DUP	Chromium	<	0.01		mg/L	
OU5	NC2-16	1/11/21	DUP	Cobalt	<	0.02		mg/L	
OU5	NC2-16	1/11/21	DUP	Copper	<	0.01		mg/L	

Attachment 1. Table 1. Groundwater analytical data, Site 300, 2021.

OU	Location	Date	Sample Type	Parameter	LOS Indicator	Result	Error	Units	QA Flag
OU5	NC2-16	1/11/21	DUP	Lead	<	0.003		mg/L	
OU5	NC2-16	1/11/21	DUP	Mercury	<	0.0002		mg/L	
OU5	NC2-16	1/11/21	DUP	Molybdenum	<	0.02		mg/L	
OU5	NC2-16	1/11/21	DUP	Nickel	<	0.02		mg/L	
OU5	NC2-16	1/11/21	DUP	Selenium	<	0.005		mg/L	
OU5	NC2-16	1/11/21	DUP	Silver	<	0.005		mg/L	
OU5	NC2-16	1/11/21	DUP	Thallium	<	0.005		mg/L	
OU5	NC2-16	1/11/21	DUP	Vanadium		0.015		mg/L	
OU5	NC2-16	1/11/21	DUP	Zinc	<	0.02		mg/L	
OU5	NC2-16	5/5/21		Nitrate (as NO3)		7.1		mg/L	
OU5	NC2-16	5/5/21		Tritium		337	101	pCi/L	
OU5	NC2-16	5/5/21		Field Oxidation Potential (Eh)		129		mVolts	
OU5	NC2-16	5/5/21		Field pH		7.85		Units	
OU5	NC2-16	5/5/21		Field Specific Conductance		644.4		umhos/cm	
OU5	NC2-16	5/5/21		Field Temperature		21.8		Degrees C	
OU5	NC2-16	5/5/21		Antimony	<	0.06		mg/L	E
OU5	NC2-16	5/5/21		Arsenic		0.011		mg/L	
OU5	NC2-16	5/5/21		Barium		0.019		mg/L	
OU5	NC2-16	5/5/21		Beryllium	<	0.002		mg/L	
OU5	NC2-16	5/5/21		Cadmium	<	0.005		mg/L	E
OU5	NC2-16	5/5/21		Chromium	<	0.01		mg/L	E
OU5	NC2-16	5/5/21		Cobalt	<	0.02		mg/L	E
OU5	NC2-16	5/5/21		Copper	<	0.01		mg/L	E
OU5	NC2-16	5/5/21		Lead	<	0.003		mg/L	
OU5	NC2-16	5/5/21		Mercury	<	0.0002		mg/L	E
OU5	NC2-16	5/5/21		Molybdenum	<	0.02		mg/L	E
OU5	NC2-16	5/5/21		Nickel	<	0.02		mg/L	E
OU5	NC2-16	5/5/21		Selenium	<	0.005		mg/L	E
OU5	NC2-16	5/5/21		Silver	<	0.005		mg/L	
OU5	NC2-16	5/5/21		Thallium	<	0.005		mg/L	
OU5	NC2-16	5/5/21		Vanadium		0.017		mg/L	
OU5	NC2-16	5/5/21		Zinc	<	0.02		mg/L	E
OU5	NC2-16	10/21/21		Tritium		523	136	pCi/L	
OU5	NC2-16	10/21/21		Field Oxidation Potential (Eh)		-27		mVolts	
OU5	NC2-16	10/21/21		Field pH		7.4		Units	
OU5	NC2-16	10/21/21		Field Specific Conductance		633.5		umhos/cm	
OU5	NC2-16	10/21/21		Field Temperature		19.6		Degrees C	
OU5	NC2-17	5/13/21		Uranium 234 and 233 (in activity)		2.37	0.325	pCi/L	O
OU5	NC2-17	5/13/21		Uranium 235 and 236 (in activity)	<	0.1	0.0486	pCi/L	
OU5	NC2-17	5/13/21		Uranium 238 (in activity)		1.55	0.234	pCi/L	O
OU5	NC2-17	5/13/21		Nitrate (as NO3)		33		mg/L	
OU5	NC2-17	5/13/21		Perchlorate		7.2		ug/L	
OU5	NC2-17	5/13/21		Tritium		5130	1010	pCi/L	
OU5	NC2-17	5/13/21		Field Oxidation Potential (Eh)		19		mVolts	
OU5	NC2-17	5/13/21		Field pH		7.88		Units	
OU5	NC2-17	5/13/21		Field Specific Conductance		720.9		umhos/cm	
OU5	NC2-17	5/13/21		Field Temperature		21.8		Degrees C	
OU5	NC2-17	5/13/21	DUP	Uranium 234 and 233 (in activity)		2.45	0.5	pCi/L	
OU5	NC2-17	5/13/21	DUP	Uranium 235 and 236 (in activity)	<	0.1	0.056	pCi/L	
OU5	NC2-17	5/13/21	DUP	Uranium 238 (in activity)		1.6	0.36	pCi/L	
OU5	NC2-17	5/13/21	DUP	Nitrate (as NO3)		32		mg/L	
OU5	NC2-17	5/13/21	DUP	Perchlorate		7.4		ug/L	
OU5	NC2-17	5/13/21	DUP	Tritium		5670	880	pCi/L	
OU5	NC2-17	11/11/21		Perchlorate		4.7		ug/L	
OU5	NC2-17	11/11/21		Tritium		4030	803	pCi/L	
OU5	NC2-17	11/11/21		Field Oxidation Potential (Eh)		-306		mVolts	
OU5	NC2-17	11/11/21		Field pH		7.42		Units	
OU5	NC2-17	11/11/21		Field Specific Conductance		699.6		umhos/cm	
OU5	NC2-17	11/11/21		Field Temperature		19.2		Degrees C	
OU5	NC2-18	5/13/21		Uranium 234 and 233 (in activity)		1.92	0.274	pCi/L	O
OU5	NC2-18	5/13/21		Uranium 235 and 236 (in activity)	<	0.1	0.0496	pCi/L	
OU5	NC2-18	5/13/21		Uranium 238 (in activity)		1.4	0.216	pCi/L	O
OU5	NC2-18	5/13/21		Nitrate (as NO3)		39		mg/L	
OU5	NC2-18	5/13/21		Perchlorate		5.8		ug/L	
OU5	NC2-18	5/13/21		Tritium		3610	721	pCi/L	
OU5	NC2-18	5/13/21		Field Oxidation Potential (Eh)		89		mVolts	

Attachment 1. Table 1. Groundwater analytical data, Site 300, 2021.

OU	Location	Date	Sample Type	Parameter	LOS Indicator	Result	Error	Units	QA Flag
OU5	NC2-18	5/13/21		Field pH		8.07		Units	
OU5	NC2-18	5/13/21		Field Specific Conductance		741.3		umhos/cm	
OU5	NC2-18	5/13/21		Field Temperature		19.3		Degrees C	
OU5	NC2-18	10/20/21		Uranium 234 and 233 (in activity)		1.84	0.255	pCi/L	
OU5	NC2-18	10/20/21		Uranium 235 and 236 (in activity)	<	0.1	0.0498	pCi/L	O
OU5	NC2-18	10/20/21		Uranium 238 (in activity)		1.32	0.199	pCi/L	
OU5	NC2-18	10/20/21		Perchlorate		5.3		ug/L	
OU5	NC2-18	10/20/21		Tritium		4130	825	pCi/L	
OU5	NC2-18	10/20/21		Field Oxidation Potential (Eh)		74		mVolts	
OU5	NC2-18	10/20/21		Field pH		7.72		Units	
OU5	NC2-18	10/20/21		Field Specific Conductance		738.4		umhos/cm	
OU5	NC2-18	10/20/21		Field Temperature		17.7		Degrees C	
OU5	NC2-19	5/17/21		Nitrate (as NO3)		55		mg/L	D
OU5	NC2-19	5/17/21		Perchlorate	<	4		ug/L	
OU5	NC2-19	5/17/21		Tritium	<	100	59.2	pCi/L	
OU5	NC2-19	5/17/21		Field Oxidation Potential (Eh)		84		mVolts	
OU5	NC2-19	5/17/21		Field pH		7.83		Units	
OU5	NC2-19	5/17/21		Field Specific Conductance		931.2		umhos/cm	
OU5	NC2-19	5/17/21		Field Temperature		19.5		Degrees C	
OU5	NC2-19	12/7/21		Perchlorate	<	2		ug/L	
OU5	NC2-19	12/7/21		Tritium	<	100	59.3	pCi/L	
OU5	NC2-19	12/7/21		Field Oxidation Potential (Eh)		213		mVolts	
OU5	NC2-19	12/7/21		Field pH		7.92		Units	
OU5	NC2-19	12/7/21		Field Specific Conductance		971.5		umhos/cm	
OU5	NC2-19	12/7/21		Field Temperature		17.8		Degrees C	
OU5	NC2-21	5/17/21		Nitrate (as NO3)		46		mg/L	D
OU5	NC2-21	5/17/21		Perchlorate	<	4		ug/L	
OU5	NC2-21	5/17/21		Tritium	<	100	61.2	pCi/L	
OU5	NC2-21	5/17/21		Field Oxidation Potential (Eh)		114		mVolts	
OU5	NC2-21	5/17/21		Field pH		7.55		Units	
OU5	NC2-21	5/17/21		Field Specific Conductance		588.3		umhos/cm	
OU5	NC2-21	5/17/21		Field Temperature		20.6		Degrees C	
OU5	NC7-10	3/3/21		Perchlorate		18		ug/L	
OU5	NC7-10	3/3/21		Field Oxidation Potential (Eh)		203		mVolts	
OU5	NC7-10	3/3/21		Field pH		7.86		Units	
OU5	NC7-10	3/3/21		Field Specific Conductance		645.5		umhos/cm	
OU5	NC7-10	3/3/21		Field Temperature		17.4		Degrees C	
OU5	NC7-10	4/29/21		1,3-Dinitrobenzene	<	2		ug/L	
OU5	NC7-10	4/29/21		1,3,5-Trinitrobenzene	<	2		ug/L	
OU5	NC7-10	4/29/21		2-Amino-4,6-dinitrotoluene	<	2		ug/L	
OU5	NC7-10	4/29/21		2-Nitrotoluene	<	2		ug/L	
OU5	NC7-10	4/29/21		2,4-Dinitrotoluene	<	2		ug/L	
OU5	NC7-10	4/29/21		2,6-Dinitrotoluene	<	2		ug/L	
OU5	NC7-10	4/29/21		3-Nitrotoluene	<	2		ug/L	
OU5	NC7-10	4/29/21		4-Amino-2,6-dinitrotoluene	<	2		ug/L	
OU5	NC7-10	4/29/21		4-Nitrotoluene	<	2		ug/L	
OU5	NC7-10	4/29/21		HMX		2.6		ug/L	
OU5	NC7-10	4/29/21		Nitrobenzene	<	2		ug/L	
OU5	NC7-10	4/29/21		RDX		1.9		ug/L	
OU5	NC7-10	4/29/21		TNT	<	2		ug/L	
OU5	NC7-10	4/29/21		Tritium		6820	1340	pCi/L	
OU5	NC7-10	4/29/21		Field Oxidation Potential (Eh)		240		mVolts	
OU5	NC7-10	4/29/21		Field pH		8.03		Units	
OU5	NC7-10	4/29/21		Field Specific Conductance		639		umhos/cm	
OU5	NC7-10	4/29/21		Field Temperature		21.4		Degrees C	
OU5	NC7-10	4/29/21		Total Uranium (in activity)		2.3	0.053	pCi/L	
OU5	NC7-10	4/29/21		Total Uranium (in mass)		2.7	0.0067	ug/L	
OU5	NC7-10	4/29/21		Uranium 234 (in activity)		1.3	0.053	pCi/L	
OU5	NC7-10	4/29/21		Uranium 235 (in activity)		0.039	0.00016	pCi/L	
OU5	NC7-10	4/29/21		Uranium 235/238		0.006747	0.000021	atom/atom	
OU5	NC7-10	4/29/21		Uranium 236 (in activity)	<	0.00085		pCi/L	
OU5	NC7-10	4/29/21		Uranium 238 (in activity)		0.89	0.0023	pCi/L	
OU5	NC7-10	4/29/21		Uranium 238 (in mass)		2.6	0.0067	ug/L	
OU5	NC7-10	10/26/21		1,3-Dinitrobenzene	<	2		ug/L	IJL
OU5	NC7-10	10/26/21		1,3,5-Trinitrobenzene	<	2		ug/L	IJL
OU5	NC7-10	10/26/21		2-Amino-4,6-dinitrotoluene	<	2		ug/L	IJL

Attachment 1. Table 1. Groundwater analytical data, Site 300, 2021.

OU	Location	Date	Sample Type	Parameter	LOS Indicator	Result	Error	Units	QA Flag
OU5	NC7-10	10/26/21		2-Nitrotoluene	<	2		ug/L	IJL
OU5	NC7-10	10/26/21		2,4-Dinitrotoluene	<	2		ug/L	IJL
OU5	NC7-10	10/26/21		2,6-Dinitrotoluene	<	2		ug/L	IJL
OU5	NC7-10	10/26/21		3-Nitrotoluene	<	2		ug/L	IJL
OU5	NC7-10	10/26/21		4-Amino-2,6-dinitrotoluene	<	2		ug/L	IJL
OU5	NC7-10	10/26/21		4-Nitrotoluene	<	2		ug/L	IJL
OU5	NC7-10	10/26/21		HMX		1.5		ug/L	IJL
OU5	NC7-10	10/26/21		Nitrobenzene	<	2		ug/L	IJL
OU5	NC7-10	10/26/21		RDX	<	1		ug/L	IJL
OU5	NC7-10	10/26/21		TNT	<	2		ug/L	IJL
OU5	NC7-10	10/26/21		Tritium		6530	1290	pCi/L	
OU5	NC7-10	10/26/21		Field Oxidation Potential (Eh)		70		mVolts	
OU5	NC7-10	10/26/21		Field pH		8.65		Units	
OU5	NC7-10	10/26/21		Field Specific Conductance		790.2		umhos/cm	
OU5	NC7-10	10/26/21		Field Temperature		18.5		Degrees C	
OU5	NC7-11	4/29/21		Uranium 234 and 233 (in activity)		1.22	0.165	pCi/L	
OU5	NC7-11	4/29/21		Uranium 235 and 236 (in activity)	<	0.1	0.0291	pCi/L	
OU5	NC7-11	4/29/21		Uranium 238 (in activity)		0.884	0.13	pCi/L	
OU5	NC7-11	4/29/21		Nitrate (as NO3)		54		mg/L	
OU5	NC7-11	4/29/21		Perchlorate		18		ug/L	
OU5	NC7-11	4/29/21		1,3-Dinitrobenzene	<	3.3		ug/L	D
OU5	NC7-11	4/29/21		1,3,5-Trinitrobenzene	<	3.3		ug/L	D
OU5	NC7-11	4/29/21		2-Amino-4,6-dinitrotoluene	<	3.3		ug/L	D
OU5	NC7-11	4/29/21		2-Nitrotoluene	<	3.3		ug/L	D
OU5	NC7-11	4/29/21		2,4-Dinitrotoluene	<	3.3		ug/L	D
OU5	NC7-11	4/29/21		2,6-Dinitrotoluene	<	3.3		ug/L	D
OU5	NC7-11	4/29/21		3-Nitrotoluene	<	3.3		ug/L	D
OU5	NC7-11	4/29/21		4-Amino-2,6-dinitrotoluene	<	3.3		ug/L	D
OU5	NC7-11	4/29/21		4-Nitrotoluene	<	3.3		ug/L	D
OU5	NC7-11	4/29/21		HMX		1.9		ug/L	D
OU5	NC7-11	4/29/21		Nitrobenzene	<	3.3		ug/L	D
OU5	NC7-11	4/29/21		RDX	<	1.7		ug/L	D
OU5	NC7-11	4/29/21		Tetryl	<	3.3		ug/L	D
OU5	NC7-11	4/29/21		TNT	<	3.3		ug/L	D
OU5	NC7-11	4/29/21		Tritium		5520	1090	pCi/L	
OU5	NC7-11	4/29/21		Field Oxidation Potential (Eh)		189		mVolts	
OU5	NC7-11	4/29/21		Field pH		8.22		Units	
OU5	NC7-11	4/29/21		Field Specific Conductance		616		umhos/cm	
OU5	NC7-11	4/29/21		Field Temperature		21.6		Degrees C	
OU5	NC7-11	10/21/21		Perchlorate		19		ug/L	
OU5	NC7-11	10/21/21		Tritium		6190	1220	pCi/L	
OU5	NC7-12	5/25/21		Uranium 234 and 233 (in activity)		1.14	0.168	pCi/L	O
OU5	NC7-12	5/25/21		Uranium 235 and 236 (in activity)	<	0.1	0.0288	pCi/L	
OU5	NC7-12	5/25/21		Uranium 238 (in activity)		1.13	0.164	pCi/L	O
OU5	NC7-12	5/25/21		Perchlorate	<	4		ug/L	
OU5	NC7-12	5/25/21		1,1-Dichloroethane	<	0.5		ug/L	
OU5	NC7-12	5/25/21		1,1-Dichloroethene	<	0.5		ug/L	
OU5	NC7-12	5/25/21		1,1,1-Trichloroethane	<	0.5		ug/L	
OU5	NC7-12	5/25/21		1,1,2-Trichloroethane	<	0.5		ug/L	
OU5	NC7-12	5/25/21		1,1,2,2-Tetrachloroethane	<	0.5		ug/L	
OU5	NC7-12	5/25/21		1,2-Dichlorobenzene	<	0.5		ug/L	
OU5	NC7-12	5/25/21		1,2-Dichloroethane	<	0.5		ug/L	
OU5	NC7-12	5/25/21		1,2-Dichloroethene (total)	<	1		ug/L	
OU5	NC7-12	5/25/21		1,2-Dichloropropane	<	0.5		ug/L	
OU5	NC7-12	5/25/21		1,3-Dichlorobenzene	<	0.5		ug/L	
OU5	NC7-12	5/25/21		1,4-Dichlorobenzene	<	0.5		ug/L	
OU5	NC7-12	5/25/21		2-Chloroethylvinylether	<	1		ug/L	
OU5	NC7-12	5/25/21		Bromodichloromethane	<	0.5		ug/L	
OU5	NC7-12	5/25/21		Bromoform	<	0.5		ug/L	
OU5	NC7-12	5/25/21		Bromomethane	<	0.5		ug/L	
OU5	NC7-12	5/25/21		Carbon tetrachloride	<	0.5		ug/L	
OU5	NC7-12	5/25/21		Chlorobenzene	<	0.5		ug/L	
OU5	NC7-12	5/25/21		Chloroethane	<	0.5		ug/L	
OU5	NC7-12	5/25/21		Chloroform	<	0.5		ug/L	
OU5	NC7-12	5/25/21		Chloromethane	<	0.5		ug/L	
OU5	NC7-12	5/25/21		cis-1,2-Dichloroethene	<	0.5		ug/L	

Attachment 1. Table 1. Groundwater analytical data, Site 300, 2021.

OU	Location	Date	Sample Type	Parameter	LOS Indicator	Result	Error	Units	QA Flag
OU5	NC7-12	5/25/21		cis-1,3-Dichloropropene	<	0.5		ug/L	
OU5	NC7-12	5/25/21		Dibromochloromethane	<	0.5		ug/L	
OU5	NC7-12	5/25/21		Dichlorodifluoromethane	<	0.5		ug/L	
OU5	NC7-12	5/25/21		Methylene chloride	<	0.5		ug/L	
OU5	NC7-12	5/25/21		Tetrachloroethene	<	0.5		ug/L	
OU5	NC7-12	5/25/21		trans-1,2-Dichloroethene	<	0.5		ug/L	
OU5	NC7-12	5/25/21		trans-1,3-Dichloropropene	<	0.5		ug/L	
OU5	NC7-12	5/25/21		Trichloroethene	<	0.5		ug/L	
OU5	NC7-12	5/25/21		Trichlorofluoromethane	<	0.5		ug/L	
OU5	NC7-12	5/25/21		Trichlorotrifluoroethane	<	0.5		ug/L	
OU5	NC7-12	5/25/21		Vinyl chloride	<	0.5		ug/L	
OU5	NC7-12	5/25/21		Tritium		1720	358	pCi/L	
OU5	NC7-12	5/25/21		Field Oxidation Potential (Eh)		171		mVolts	
OU5	NC7-12	5/25/21		Field pH		7.15		Units	
OU5	NC7-12	5/25/21		Field Specific Conductance		494.5		umhos/cm	
OU5	NC7-12	5/25/21		Field Temperature		18.6		Degrees C	
OU5	NC7-12	5/25/21		Total Uranium (in activity)		2.7	0.036	pCi/L	
OU5	NC7-12	5/25/21		Total Uranium (in mass)		3.6	0.0016	ug/L	
OU5	NC7-12	5/25/21		Uranium 234 (in activity)		1.4	0.036	pCi/L	
OU5	NC7-12	5/25/21		Uranium 235 (in activity)		0.055	0.00021	pCi/L	
OU5	NC7-12	5/25/21		Uranium 235/238		0.007097	0.000026	atom/atom	
OU5	NC7-12	5/25/21		Uranium 236 (in activity)	<	0.00023		pCi/L	
OU5	NC7-12	5/25/21		Uranium 238 (in activity)		1.2	0.00052	pCi/L	
OU5	NC7-12	5/25/21		Uranium 238 (in mass)		3.6	0.0016	ug/L	
OU5	NC7-12	11/29/21		Tritium		1590	432	pCi/L	
OU5	NC7-12	11/29/21		Field Oxidation Potential (Eh)		142		mVolts	
OU5	NC7-12	11/29/21		Field pH		7.8		Units	
OU5	NC7-12	11/29/21		Field Specific Conductance		521		umhos/cm	
OU5	NC7-12	11/29/21		Field Temperature		19.8		Degrees C	
OU5	NC7-15	4/28/21		Uranium 234 and 233 (in activity)		1.14	0.151	pCi/L	
OU5	NC7-15	4/28/21		Uranium 235 and 236 (in activity)	<	0.1	0.0301	pCi/L	
OU5	NC7-15	4/28/21		Uranium 238 (in activity)		0.952	0.131	pCi/L	B
OU5	NC7-15	4/28/21		1,3-Dinitrobenzene	<	2.4		ug/L	
OU5	NC7-15	4/28/21		1,3,5-Trinitrobenzene	<	2.4		ug/L	
OU5	NC7-15	4/28/21		2-Amino-4,6-dinitrotoluene	<	2.4		ug/L	
OU5	NC7-15	4/28/21		2-Nitrotoluene	<	2.4		ug/L	
OU5	NC7-15	4/28/21		2,4-Dinitrotoluene	<	2.4		ug/L	
OU5	NC7-15	4/28/21		2,6-Dinitrotoluene	<	2.4		ug/L	
OU5	NC7-15	4/28/21		3-Nitrotoluene	<	2.4		ug/L	
OU5	NC7-15	4/28/21		4-Amino-2,6-dinitrotoluene	<	2.4		ug/L	
OU5	NC7-15	4/28/21		4-Nitrotoluene	<	2.4		ug/L	
OU5	NC7-15	4/28/21		HMX	<	1.2		ug/L	
OU5	NC7-15	4/28/21		Nitrobenzene	<	2.4		ug/L	
OU5	NC7-15	4/28/21		RDX	<	1.2		ug/L	
OU5	NC7-15	4/28/21		TNT	<	2.4		ug/L	
OU5	NC7-15	4/28/21		Tritium		416	118	pCi/L	
OU5	NC7-15	4/28/21		Field Oxidation Potential (Eh)		164		mVolts	
OU5	NC7-15	4/28/21		Field pH		7.92		Units	
OU5	NC7-15	4/28/21		Field Specific Conductance		505		umhos/cm	
OU5	NC7-15	4/28/21		Field Temperature		20.8		Degrees C	
OU5	NC7-15	5/5/21		Perchlorate	<	4		ug/L	
OU5	NC7-15	5/5/21		Field Oxidation Potential (Eh)		49		mVolts	
OU5	NC7-15	5/5/21		Field pH		7.88		Units	
OU5	NC7-15	5/5/21		Field Specific Conductance		540		umhos/cm	
OU5	NC7-15	5/5/21		Field Temperature		19.6		Degrees C	
OU5	NC7-15	11/22/21		1,3-Dinitrobenzene	<	2		ug/L	
OU5	NC7-15	11/22/21		1,3,5-Trinitrobenzene	<	2		ug/L	
OU5	NC7-15	11/22/21		2-Amino-4,6-dinitrotoluene	<	2		ug/L	
OU5	NC7-15	11/22/21		2-Nitrotoluene	<	2		ug/L	
OU5	NC7-15	11/22/21		2,4-Dinitrotoluene	<	2		ug/L	
OU5	NC7-15	11/22/21		2,6-Dinitrotoluene	<	2		ug/L	
OU5	NC7-15	11/22/21		3-Nitrotoluene	<	2		ug/L	
OU5	NC7-15	11/22/21		4-Amino-2,6-dinitrotoluene	<	2		ug/L	
OU5	NC7-15	11/22/21		4-Nitrotoluene	<	2		ug/L	
OU5	NC7-15	11/22/21		HMX	<	1		ug/L	
OU5	NC7-15	11/22/21		Nitrobenzene	<	2		ug/L	

Attachment 1. Table 1. Groundwater analytical data, Site 300, 2021.

OU	Location	Date	Sample Type	Parameter	LOS Indicator	Result	Error	Units	QA Flag
OU5	NC7-15	11/22/21		RDX	<	1		ug/L	
OU5	NC7-15	11/22/21		TNT	<	2		ug/L	
OU5	NC7-15	11/22/21		Tritium		585	145	pCi/L	
OU5	NC7-17	5/26/21		Uranium 234 and 233 (in activity)		0.647	0.122	pCi/L	O
OU5	NC7-17	5/26/21		Uranium 235 and 236 (in activity)	<	0.1	0.0249	pCi/L	
OU5	NC7-17	5/26/21		Uranium 238 (in activity)		0.457	0.0958	pCi/L	O
OU5	NC7-17	5/26/21		Nitrate (as NO3)		40		mg/L	
OU5	NC7-17	5/26/21		1,1-Dichloroethane	<	0.5		ug/L	
OU5	NC7-17	5/26/21		1,1-Dichloroethene	<	0.5		ug/L	
OU5	NC7-17	5/26/21		1,1,1-Trichloroethane	<	0.5		ug/L	
OU5	NC7-17	5/26/21		1,1,2-Trichloroethane	<	0.5		ug/L	
OU5	NC7-17	5/26/21		1,1,2,2-Tetrachloroethane	<	0.5		ug/L	
OU5	NC7-17	5/26/21		1,2-Dichlorobenzene	<	0.5		ug/L	
OU5	NC7-17	5/26/21		1,2-Dichloroethane	<	0.5		ug/L	
OU5	NC7-17	5/26/21		1,2-Dichloroethene (total)	<	1		ug/L	
OU5	NC7-17	5/26/21		1,2-Dichloropropane	<	0.5		ug/L	
OU5	NC7-17	5/26/21		1,3-Dichlorobenzene	<	0.5		ug/L	
OU5	NC7-17	5/26/21		1,4-Dichlorobenzene	<	0.5		ug/L	
OU5	NC7-17	5/26/21		2-Chloroethylvinylether	<	10		ug/L	
OU5	NC7-17	5/26/21		Bromodichloromethane	<	0.5		ug/L	
OU5	NC7-17	5/26/21		Bromoform	<	0.5		ug/L	
OU5	NC7-17	5/26/21		Bromomethane	<	1		ug/L	
OU5	NC7-17	5/26/21		Carbon tetrachloride	<	0.5		ug/L	
OU5	NC7-17	5/26/21		Chlorobenzene	<	0.5		ug/L	
OU5	NC7-17	5/26/21		Chloroethane	<	0.5		ug/L	
OU5	NC7-17	5/26/21		Chloroform	<	0.5		ug/L	
OU5	NC7-17	5/26/21		Chloromethane	<	0.5		ug/L	
OU5	NC7-17	5/26/21		cis-1,2-Dichloroethene	<	0.5		ug/L	
OU5	NC7-17	5/26/21		cis-1,3-Dichloropropene	<	0.5		ug/L	
OU5	NC7-17	5/26/21		Dibromochloromethane	<	0.5		ug/L	
OU5	NC7-17	5/26/21		Dichlorodifluoromethane	<	0.5		ug/L	
OU5	NC7-17	5/26/21		Methylene chloride	<	1		ug/L	
OU5	NC7-17	5/26/21		Tetrachloroethene	<	0.5		ug/L	
OU5	NC7-17	5/26/21		trans-1,2-Dichloroethene	<	0.5		ug/L	
OU5	NC7-17	5/26/21		trans-1,3-Dichloropropene	<	0.5		ug/L	
OU5	NC7-17	5/26/21		Trichloroethene	<	0.5		ug/L	
OU5	NC7-17	5/26/21		Trichlorofluoromethane	<	0.5		ug/L	
OU5	NC7-17	5/26/21		Trichlorotrifluoroethane	<	0.5		ug/L	
OU5	NC7-17	5/26/21		Vinyl chloride	<	0.5		ug/L	
OU5	NC7-17	5/26/21		Tritium		133	77.2	pCi/L	
OU5	NC7-17	5/26/21		Field Oxidation Potential (Eh)		257		mVolts	
OU5	NC7-17	5/26/21		Field pH		7.11		Units	
OU5	NC7-17	5/26/21		Field Specific Conductance		626.9		umhos/cm	
OU5	NC7-17	5/26/21		Field Temperature		20.4		Degrees C	
OU5	NC7-18	5/25/21		Nitrate (as NO3)		18		mg/L	
OU5	NC7-18	5/25/21		Perchlorate	<	4		ug/L	
OU5	NC7-18	5/25/21		1,1-Dichloroethane	<	0.5		ug/L	
OU5	NC7-18	5/25/21		1,1-Dichloroethene	<	0.5		ug/L	
OU5	NC7-18	5/25/21		1,1,1-Trichloroethane	<	0.5		ug/L	
OU5	NC7-18	5/25/21		1,1,2-Trichloroethane	<	0.5		ug/L	
OU5	NC7-18	5/25/21		1,1,2,2-Tetrachloroethane	<	0.5		ug/L	
OU5	NC7-18	5/25/21		1,2-Dichlorobenzene	<	0.5		ug/L	
OU5	NC7-18	5/25/21		1,2-Dichloroethane	<	0.5		ug/L	
OU5	NC7-18	5/25/21		1,2-Dichloroethene (total)	<	1		ug/L	
OU5	NC7-18	5/25/21		1,2-Dichloropropane	<	0.5		ug/L	
OU5	NC7-18	5/25/21		1,3-Dichlorobenzene	<	0.5		ug/L	
OU5	NC7-18	5/25/21		1,4-Dichlorobenzene	<	0.5		ug/L	
OU5	NC7-18	5/25/21		2-Chloroethylvinylether	<	1		ug/L	
OU5	NC7-18	5/25/21		Bromodichloromethane	<	0.5		ug/L	
OU5	NC7-18	5/25/21		Bromoform	<	0.5		ug/L	
OU5	NC7-18	5/25/21		Bromomethane	<	0.5		ug/L	
OU5	NC7-18	5/25/21		Carbon tetrachloride	<	0.5		ug/L	
OU5	NC7-18	5/25/21		Chlorobenzene	<	0.5		ug/L	
OU5	NC7-18	5/25/21		Chloroethane	<	0.5		ug/L	
OU5	NC7-18	5/25/21		Chloroform	<	0.5		ug/L	
OU5	NC7-18	5/25/21		Chloromethane	<	0.5		ug/L	

Attachment 1. Table 1. Groundwater analytical data, Site 300, 2021.

OU	Location	Date	Sample Type	Parameter	LOS Indicator	Result	Error	Units	QA Flag
OU5	NC7-18	5/25/21		cis-1,2-Dichloroethene	<	0.5		ug/L	
OU5	NC7-18	5/25/21		cis-1,3-Dichloropropene	<	0.5		ug/L	
OU5	NC7-18	5/25/21		Dibromochloromethane	<	0.5		ug/L	
OU5	NC7-18	5/25/21		Dichlorodifluoromethane	<	0.5		ug/L	
OU5	NC7-18	5/25/21		Methylene chloride	<	0.5		ug/L	
OU5	NC7-18	5/25/21		Tetrachloroethene	<	0.5		ug/L	
OU5	NC7-18	5/25/21		trans-1,2-Dichloroethene	<	0.5		ug/L	
OU5	NC7-18	5/25/21		trans-1,3-Dichloropropene	<	0.5		ug/L	
OU5	NC7-18	5/25/21		Trichloroethene	<	0.5		ug/L	
OU5	NC7-18	5/25/21		Trichlorofluoromethane	<	0.5		ug/L	
OU5	NC7-18	5/25/21		Trichlorotrifluoroethane	<	0.5		ug/L	
OU5	NC7-18	5/25/21		Vinyl chloride	<	0.5		ug/L	
OU5	NC7-18	5/25/21		Field Oxidation Potential (Eh)		162		mVolts	
OU5	NC7-18	5/25/21		Field pH		7.02		Units	
OU5	NC7-18	5/25/21		Field Specific Conductance		607.6		umhos/cm	
OU5	NC7-18	5/25/21		Field Temperature		19.1		Degrees C	
OU5	NC7-19	4/26/21		Nitrate (as NO3)		26		mg/L	
OU5	NC7-19	4/26/21		Perchlorate	<	4		ug/L	
OU5	NC7-19	4/26/21		1,3-Dinitrobenzene	<	2		ug/L	
OU5	NC7-19	4/26/21		1,3,5-Trinitrobenzene	<	2		ug/L	
OU5	NC7-19	4/26/21		2-Amino-4,6-dinitrotoluene	<	2		ug/L	
OU5	NC7-19	4/26/21		2-Nitrotoluene	<	2		ug/L	
OU5	NC7-19	4/26/21		2,4-Dinitrotoluene	<	2		ug/L	
OU5	NC7-19	4/26/21		2,6-Dinitrotoluene	<	2		ug/L	
OU5	NC7-19	4/26/21		3-Nitrotoluene	<	2		ug/L	
OU5	NC7-19	4/26/21		4-Amino-2,6-dinitrotoluene	<	2		ug/L	
OU5	NC7-19	4/26/21		4-Nitrotoluene	<	2		ug/L	
OU5	NC7-19	4/26/21		HMX	<	1		ug/L	
OU5	NC7-19	4/26/21		Nitrobenzene	<	2		ug/L	
OU5	NC7-19	4/26/21		RDX	<	1		ug/L	
OU5	NC7-19	4/26/21		TNT	<	2		ug/L	
OU5	NC7-19	4/26/21		Tritium		1140	247	pCi/L	
OU5	NC7-19	4/26/21		Field Oxidation Potential (Eh)		277		mVolts	
OU5	NC7-19	4/26/21		Field pH		7.93		Units	
OU5	NC7-19	4/26/21		Field Specific Conductance		656		umhos/cm	
OU5	NC7-19	4/26/21		Field Temperature		18.4		Degrees C	
OU5	NC7-19	10/21/21		Perchlorate	<	2		ug/L	
OU5	NC7-19	10/21/21		1,3-Dinitrobenzene	<	2		ug/L	
OU5	NC7-19	10/21/21		1,3,5-Trinitrobenzene	<	2		ug/L	
OU5	NC7-19	10/21/21		2-Amino-4,6-dinitrotoluene	<	2		ug/L	
OU5	NC7-19	10/21/21		2-Nitrotoluene	<	2		ug/L	
OU5	NC7-19	10/21/21		2,4-Dinitrotoluene	<	2		ug/L	
OU5	NC7-19	10/21/21		2,6-Dinitrotoluene	<	2		ug/L	
OU5	NC7-19	10/21/21		3-Nitrotoluene	<	2		ug/L	
OU5	NC7-19	10/21/21		4-Amino-2,6-dinitrotoluene	<	2		ug/L	
OU5	NC7-19	10/21/21		4-Nitrotoluene	<	2		ug/L	
OU5	NC7-19	10/21/21		HMX	<	1		ug/L	
OU5	NC7-19	10/21/21		Nitrobenzene	<	2		ug/L	
OU5	NC7-19	10/21/21		RDX	<	1		ug/L	
OU5	NC7-19	10/21/21		Tetryl	<	2		ug/L	
OU5	NC7-19	10/21/21		TNT	<	2		ug/L	
OU5	NC7-19	10/21/21		Tritium		1370	292	pCi/L	
OU5	NC7-19	10/21/21		Field Oxidation Potential (Eh)		96		mVolts	
OU5	NC7-19	10/21/21		Field pH		7.58		Units	
OU5	NC7-19	10/21/21		Field Specific Conductance		513.8		umhos/cm	
OU5	NC7-19	10/21/21		Field Temperature		20.2		Degrees C	
OU5	NC7-20	5/25/21		Nitrate (as NO3)		24		mg/L	
OU5	NC7-20	5/25/21		Perchlorate	<	4		ug/L	
OU5	NC7-20	5/25/21		1,1-Dichloroethane	<	0.5		ug/L	
OU5	NC7-20	5/25/21		1,1-Dichloroethene	<	0.5		ug/L	
OU5	NC7-20	5/25/21		1,1,1-Trichloroethane	<	0.5		ug/L	
OU5	NC7-20	5/25/21		1,1,2-Trichloroethane	<	0.5		ug/L	
OU5	NC7-20	5/25/21		1,1,2,2-Tetrachloroethane	<	0.5		ug/L	
OU5	NC7-20	5/25/21		1,2-Dichlorobenzene	<	0.5		ug/L	
OU5	NC7-20	5/25/21		1,2-Dichloroethane	<	0.5		ug/L	
OU5	NC7-20	5/25/21		1,2-Dichloroethene (total)	<	1		ug/L	

Attachment 1. Table 1. Groundwater analytical data, Site 300, 2021.

OU	Location	Date	Sample Type	Parameter	LOS Indicator	Result	Error	Units	QA Flag
OU5	NC7-20	5/25/21		1,2-Dichloropropane	<	0.5		ug/L	
OU5	NC7-20	5/25/21		1,3-Dichlorobenzene	<	0.5		ug/L	
OU5	NC7-20	5/25/21		1,4-Dichlorobenzene	<	0.5		ug/L	
OU5	NC7-20	5/25/21		2-Chloroethylvinylether	<	1		ug/L	
OU5	NC7-20	5/25/21		Bromodichloromethane	<	0.5		ug/L	
OU5	NC7-20	5/25/21		Bromoform	<	0.5		ug/L	
OU5	NC7-20	5/25/21		Bromomethane	<	0.5		ug/L	
OU5	NC7-20	5/25/21		Carbon tetrachloride	<	0.5		ug/L	
OU5	NC7-20	5/25/21		Chlorobenzene	<	0.5		ug/L	
OU5	NC7-20	5/25/21		Chloroethane	<	0.5		ug/L	
OU5	NC7-20	5/25/21		Chloroform	<	0.5		ug/L	
OU5	NC7-20	5/25/21		Chloromethane	<	0.5		ug/L	
OU5	NC7-20	5/25/21		cis-1,2-Dichloroethene	<	0.5		ug/L	
OU5	NC7-20	5/25/21		cis-1,3-Dichloropropene	<	0.5		ug/L	
OU5	NC7-20	5/25/21		Dibromochloromethane	<	0.5		ug/L	
OU5	NC7-20	5/25/21		Dichlorodifluoromethane	<	0.5		ug/L	
OU5	NC7-20	5/25/21		Methylene chloride	<	0.5		ug/L	
OU5	NC7-20	5/25/21		Tetrachloroethene	<	0.5		ug/L	
OU5	NC7-20	5/25/21		trans-1,2-Dichloroethene	<	0.5		ug/L	
OU5	NC7-20	5/25/21		trans-1,3-Dichloropropene	<	0.5		ug/L	
OU5	NC7-20	5/25/21		Trichloroethene	<	0.5		ug/L	
OU5	NC7-20	5/25/21		Trichlorofluoromethane	<	0.5		ug/L	
OU5	NC7-20	5/25/21		Trichlorotrifluoroethane	<	0.5		ug/L	
OU5	NC7-20	5/25/21		Vinyl chloride	<	0.5		ug/L	
OU5	NC7-20	5/25/21		Field Oxidation Potential (Eh)		135		mVolts	
OU5	NC7-20	5/25/21		Field pH		7.02		Units	
OU5	NC7-20	5/25/21		Field Specific Conductance		528.3		umhos/cm	
OU5	NC7-20	5/25/21		Field Temperature		20.8		Degrees C	
OU5	NC7-20	11/29/21		Tritium		4040	901	pCi/L	
OU5	NC7-20	11/29/21		Field Oxidation Potential (Eh)		131		mVolts	
OU5	NC7-20	11/29/21		Field pH		7.6		Units	
OU5	NC7-20	11/29/21		Field Specific Conductance		520		umhos/cm	
OU5	NC7-20	11/29/21		Field Temperature		21.1		Degrees C	
OU5	NC7-21	11/23/21		Tritium		24200	3700	pCi/L	O
OU5	NC7-21	11/23/21		Field Oxidation Potential (Eh)		200		mVolts	
OU5	NC7-21	11/23/21		Field pH		7.27		Units	
OU5	NC7-21	11/23/21		Field Specific Conductance		708.3		umhos/cm	
OU5	NC7-21	11/23/21		Field Temperature		17.9		Degrees C	
OU5	NC7-21	12/6/21		Tritium		24200	4800	pCi/L	
OU5	NC7-21	12/6/21		Field Oxidation Potential (Eh)		199		mVolts	
OU5	NC7-21	12/6/21		Field pH		7.42		Units	
OU5	NC7-21	12/6/21		Field Specific Conductance		734.9		umhos/cm	
OU5	NC7-21	12/6/21		Field Temperature		17.2		Degrees C	
OU5	NC7-21	12/6/21	DUP	Tritium		23700	4600	pCi/L	
OU5	NC7-25	4/7/21		Uranium 234 and 233 (in activity)		20	1.96	pCi/L	
OU5	NC7-25	4/7/21		Uranium 235 and 236 (in activity)		0.812	0.136	pCi/L	
OU5	NC7-25	4/7/21		Uranium 238 (in activity)		17.1	1.68	pCi/L	
OU5	NC7-25	4/7/21		Nitrate (as NO3)		48		mg/L	D
OU5	NC7-25	4/7/21		Perchlorate		7.8		ug/L	
OU5	NC7-25	4/7/21		1,1-Dichloroethane	<	0.5		ug/L	
OU5	NC7-25	4/7/21		1,1-Dichloroethene	<	0.5		ug/L	
OU5	NC7-25	4/7/21		1,1,1-Trichloroethane	<	0.5		ug/L	
OU5	NC7-25	4/7/21		1,1,2-Trichloroethane	<	0.5		ug/L	
OU5	NC7-25	4/7/21		1,1,2,2-Tetrachloroethane	<	0.5		ug/L	
OU5	NC7-25	4/7/21		1,2-Dichlorobenzene	<	0.5		ug/L	
OU5	NC7-25	4/7/21		1,2-Dichloroethane	<	0.5		ug/L	
OU5	NC7-25	4/7/21		1,2-Dichloroethene (total)	<	1		ug/L	
OU5	NC7-25	4/7/21		1,2-Dichloropropane	<	0.5		ug/L	
OU5	NC7-25	4/7/21		1,3-Dichlorobenzene	<	0.5		ug/L	
OU5	NC7-25	4/7/21		1,4-Dichlorobenzene	<	0.5		ug/L	
OU5	NC7-25	4/7/21		2-Chloroethylvinylether	<	10		ug/L	
OU5	NC7-25	4/7/21		Bromodichloromethane	<	0.5		ug/L	
OU5	NC7-25	4/7/21		Bromoform	<	0.5		ug/L	
OU5	NC7-25	4/7/21		Bromomethane	<	1		ug/L	
OU5	NC7-25	4/7/21		Carbon tetrachloride	<	0.5		ug/L	
OU5	NC7-25	4/7/21		Chlorobenzene	<	0.5		ug/L	

Attachment 1. Table 1. Groundwater analytical data, Site 300, 2021.

OU	Location	Date	Sample Type	Parameter	LOS Indicator	Result	Error	Units	QA Flag
OU5	NC7-25	4/7/21		Chloroethane	<	0.5		ug/L	
OU5	NC7-25	4/7/21		Chloroform	<	0.5		ug/L	
OU5	NC7-25	4/7/21		Chloromethane	<	0.5		ug/L	
OU5	NC7-25	4/7/21		cis-1,2-Dichloroethene	<	0.5		ug/L	
OU5	NC7-25	4/7/21		cis-1,3-Dichloropropene	<	0.5		ug/L	
OU5	NC7-25	4/7/21		Dibromochloromethane	<	0.5		ug/L	
OU5	NC7-25	4/7/21		Dichlorodifluoromethane	<	0.5		ug/L	
OU5	NC7-25	4/7/21		Methylene chloride	<	1		ug/L	
OU5	NC7-25	4/7/21		Tetrachloroethene	<	0.5		ug/L	
OU5	NC7-25	4/7/21		trans-1,2-Dichloroethene	<	0.5		ug/L	
OU5	NC7-25	4/7/21		trans-1,3-Dichloropropene	<	0.5		ug/L	
OU5	NC7-25	4/7/21		Trichloroethene	<	0.5		ug/L	
OU5	NC7-25	4/7/21		Trichlorofluoromethane	<	0.5		ug/L	
OU5	NC7-25	4/7/21		Trichlorotrifluoroethane	<	0.5		ug/L	
OU5	NC7-25	4/7/21		Vinyl chloride	<	0.5		ug/L	
OU5	NC7-25	4/7/21		Tritium		154000	29900	pCi/L	
OU5	NC7-25	12/8/21		Uranium 234 and 233 (in activity)		18.5	1.84	pCi/L	
OU5	NC7-25	12/8/21		Uranium 235 and 236 (in activity)		1.03	0.164	pCi/L	
OU5	NC7-25	12/8/21		Uranium 238 (in activity)		16	1.6	pCi/L	
OU5	NC7-25	12/8/21		Perchlorate		9		ug/L	H
OU5	NC7-25	12/8/21		1,1-Dichloroethane	<	0.5		ug/L	
OU5	NC7-25	12/8/21		1,1-Dichloroethene	<	0.5		ug/L	
OU5	NC7-25	12/8/21		1,1,1-Trichloroethane	<	0.5		ug/L	
OU5	NC7-25	12/8/21		1,1,2-Trichloroethane	<	0.5		ug/L	
OU5	NC7-25	12/8/21		1,1,2,2-Tetrachloroethane	<	0.5		ug/L	
OU5	NC7-25	12/8/21		1,2-Dichlorobenzene	<	0.5		ug/L	
OU5	NC7-25	12/8/21		1,2-Dichloroethane	<	0.5		ug/L	
OU5	NC7-25	12/8/21		1,2-Dichloroethene (total)	<	1		ug/L	
OU5	NC7-25	12/8/21		1,2-Dichloropropane	<	0.5		ug/L	
OU5	NC7-25	12/8/21		1,3-Dichlorobenzene	<	0.5		ug/L	
OU5	NC7-25	12/8/21		1,4-Dichlorobenzene	<	0.5		ug/L	
OU5	NC7-25	12/8/21		2-Chloroethylvinylether	<	10		ug/L	
OU5	NC7-25	12/8/21		Bromodichloromethane	<	0.5		ug/L	
OU5	NC7-25	12/8/21		Bromoform	<	0.5		ug/L	
OU5	NC7-25	12/8/21		Bromomethane	<	1		ug/L	
OU5	NC7-25	12/8/21		Carbon tetrachloride	<	0.5		ug/L	
OU5	NC7-25	12/8/21		Chlorobenzene	<	0.5		ug/L	
OU5	NC7-25	12/8/21		Chloroethane	<	0.5		ug/L	
OU5	NC7-25	12/8/21		Chloroform	<	0.5		ug/L	
OU5	NC7-25	12/8/21		Chloromethane	<	0.5		ug/L	
OU5	NC7-25	12/8/21		cis-1,2-Dichloroethene	<	0.5		ug/L	
OU5	NC7-25	12/8/21		cis-1,3-Dichloropropene	<	0.5		ug/L	
OU5	NC7-25	12/8/21		Dibromochloromethane	<	0.5		ug/L	
OU5	NC7-25	12/8/21		Dichlorodifluoromethane	<	0.5		ug/L	
OU5	NC7-25	12/8/21		Methylene chloride	<	1		ug/L	
OU5	NC7-25	12/8/21		Tetrachloroethene	<	0.5		ug/L	
OU5	NC7-25	12/8/21		trans-1,2-Dichloroethene	<	0.5		ug/L	
OU5	NC7-25	12/8/21		trans-1,3-Dichloropropene	<	0.5		ug/L	
OU5	NC7-25	12/8/21		Trichloroethene	<	0.5		ug/L	
OU5	NC7-25	12/8/21		Trichlorofluoromethane	<	0.5		ug/L	
OU5	NC7-25	12/8/21		Trichlorotrifluoroethane	<	0.5		ug/L	
OU5	NC7-25	12/8/21		Vinyl chloride	<	0.5		ug/L	
OU5	NC7-25	12/8/21		Tritium		171000	33300	pCi/L	
OU5	NC7-25	12/8/21		Total Uranium (in activity)		40	0.54	pCi/L	D
OU5	NC7-25	12/8/21		Total Uranium (in mass)		52	0.21	ug/L	D
OU5	NC7-25	12/8/21		Uranium 234 (in activity)		21	0.54	pCi/L	D
OU5	NC7-25	12/8/21		Uranium 234/238		0.0000663	0.0000016	atom/atom	D
OU5	NC7-25	12/8/21		Uranium 235 (in activity)		0.81	0.007	pCi/L	D
OU5	NC7-25	12/8/21		Uranium 235/238		0.007271	0.000054	atom/atom	D
OU5	NC7-25	12/8/21		Uranium 236 (in activity)	<	0.0034		pCi/L	D
OU5	NC7-25	12/8/21		Uranium 236/238	<	0.000001		atom/atom	D
OU5	NC7-25	12/8/21		Uranium 238 (in activity)		17	0.072	pCi/L	D
OU5	NC7-25	12/8/21		Uranium 238 (in mass)		52	0.21	ug/L	D
OU5	NC7-26	4/28/21		Fluoride		0.24		mg/L	
OU5	NC7-26	4/28/21		Lithium	<	0.02		mg/L	
OU5	NC7-26	4/28/21		Nitrate (as NO3)		0.54		mg/L	

Attachment 1. Table 1. Groundwater analytical data, Site 300, 2021.

OU	Location	Date	Sample Type	Parameter	LOS Indicator	Result	Error	Units	QA Flag
OU5	NC7-26	4/28/21		Perchlorate	<	4		ug/L	
OU5	NC7-26	4/28/21		1,1-Dichloroethane	<	0.5		ug/L	
OU5	NC7-26	4/28/21		1,1-Dichloroethene	<	0.5		ug/L	
OU5	NC7-26	4/28/21		1,1,1-Trichloroethane	<	0.5		ug/L	
OU5	NC7-26	4/28/21		1,1,2-Trichloroethane	<	0.5		ug/L	
OU5	NC7-26	4/28/21		1,1,2,2-Tetrachloroethane	<	0.5		ug/L	
OU5	NC7-26	4/28/21		1,2-Dichlorobenzene	<	0.5		ug/L	
OU5	NC7-26	4/28/21		1,2-Dichloroethane	<	0.5		ug/L	
OU5	NC7-26	4/28/21		1,2-Dichloroethene (total)	<	1		ug/L	
OU5	NC7-26	4/28/21		1,2-Dichloropropane	<	0.5		ug/L	
OU5	NC7-26	4/28/21		1,3-Dichlorobenzene	<	0.5		ug/L	
OU5	NC7-26	4/28/21		1,4-Dichlorobenzene	<	0.5		ug/L	
OU5	NC7-26	4/28/21		2-Chloroethylvinylether	<	10		ug/L	
OU5	NC7-26	4/28/21		Bromodichloromethane	<	0.5		ug/L	
OU5	NC7-26	4/28/21		Bromoform	<	0.5		ug/L	
OU5	NC7-26	4/28/21		Bromomethane	<	1		ug/L	
OU5	NC7-26	4/28/21		Carbon tetrachloride	<	0.5		ug/L	
OU5	NC7-26	4/28/21		Chlorobenzene	<	0.5		ug/L	
OU5	NC7-26	4/28/21		Chloroethane	<	0.5		ug/L	
OU5	NC7-26	4/28/21		Chloroform	<	0.5		ug/L	
OU5	NC7-26	4/28/21		Chloromethane	<	0.5		ug/L	
OU5	NC7-26	4/28/21		cis-1,2-Dichloroethene	<	0.5		ug/L	
OU5	NC7-26	4/28/21		cis-1,3-Dichloropropene	<	0.5		ug/L	
OU5	NC7-26	4/28/21		Dibromochloromethane	<	0.5		ug/L	
OU5	NC7-26	4/28/21		Dichlorodifluoromethane	<	0.5		ug/L	
OU5	NC7-26	4/28/21		Methylene chloride	<	1		ug/L	
OU5	NC7-26	4/28/21		Tetrachloroethene	<	0.5		ug/L	
OU5	NC7-26	4/28/21		trans-1,2-Dichloroethene	<	0.5		ug/L	
OU5	NC7-26	4/28/21		trans-1,3-Dichloropropene	<	0.5		ug/L	
OU5	NC7-26	4/28/21		Trichloroethene	<	0.5		ug/L	
OU5	NC7-26	4/28/21		Trichlorofluoromethane	<	0.5		ug/L	
OU5	NC7-26	4/28/21		Trichlorotrifluoroethane	<	0.5		ug/L	
OU5	NC7-26	4/28/21		Vinyl chloride	<	0.5		ug/L	
OU5	NC7-26	4/28/21		PCB 1016	<	0.57		ug/L	DH
OU5	NC7-26	4/28/21		PCB 1221	<	0.57		ug/L	DH
OU5	NC7-26	4/28/21		PCB 1232	<	0.57		ug/L	DH
OU5	NC7-26	4/28/21		PCB 1242	<	0.57		ug/L	DH
OU5	NC7-26	4/28/21		PCB 1248	<	0.57		ug/L	DH
OU5	NC7-26	4/28/21		PCB 1254	<	0.57		ug/L	DH
OU5	NC7-26	4/28/21		PCB 1260	<	0.57		ug/L	DH
OU5	NC7-26	4/28/21		1,3-Dinitrobenzene	<	2		ug/L	
OU5	NC7-26	4/28/21		1,3,5-Trinitrobenzene	<	2		ug/L	
OU5	NC7-26	4/28/21		2-Amino-4,6-dinitrotoluene	<	2		ug/L	
OU5	NC7-26	4/28/21		2-Nitrotoluene	<	2		ug/L	
OU5	NC7-26	4/28/21		2,4-Dinitrotoluene	<	2		ug/L	
OU5	NC7-26	4/28/21		2,6-Dinitrotoluene	<	2		ug/L	
OU5	NC7-26	4/28/21		3-Nitrotoluene	<	2		ug/L	
OU5	NC7-26	4/28/21		4-Amino-2,6-dinitrotoluene	<	2		ug/L	
OU5	NC7-26	4/28/21		4-Nitrotoluene	<	2		ug/L	
OU5	NC7-26	4/28/21		HMX	<	1		ug/L	
OU5	NC7-26	4/28/21		Nitrobenzene	<	2		ug/L	
OU5	NC7-26	4/28/21		RDX	<	1		ug/L	
OU5	NC7-26	4/28/21		TNT	<	2		ug/L	
OU5	NC7-26	4/28/21		Tritium		1050	233	pCi/L	
OU5	NC7-26	4/28/21		Field Oxidation Potential (Eh)		-77		mVolts	
OU5	NC7-26	4/28/21		Field pH		7.5		Units	
OU5	NC7-26	4/28/21		Field Specific Conductance		646.4		umhos/cm	
OU5	NC7-26	4/28/21		Field Temperature		19.8		Degrees C	
OU5	NC7-26	4/28/21		Total Uranium (in activity)		0.45	0.011	pCi/L	
OU5	NC7-26	4/28/21		Total Uranium (in mass)		0.56	0.0019	ug/L	
OU5	NC7-26	4/28/21		Uranium 234 (in activity)		0.25	0.011	pCi/L	
OU5	NC7-26	4/28/21		Uranium 235 (in activity)		0.0088	0.000054	pCi/L	
OU5	NC7-26	4/28/21		Uranium 235/238		0.007315	0.000037	atom/atom	
OU5	NC7-26	4/28/21		Uranium 236 (in activity)	<	0.000036		pCi/L	
OU5	NC7-26	4/28/21		Uranium 238 (in activity)		0.19	0.00064	pCi/L	
OU5	NC7-26	4/28/21		Uranium 238 (in mass)		0.56	0.0019	ug/L	

Attachment 1. Table 1. Groundwater analytical data, Site 300, 2021.

OU	Location	Date	Sample Type	Parameter	LOS Indicator	Result	Error	Units	QA Flag
OU5	NC7-26	4/28/21		Antimony	<	0.06		mg/L	
OU5	NC7-26	4/28/21		Arsenic	<	0.005		mg/L	
OU5	NC7-26	4/28/21		Barium		0.026		mg/L	
OU5	NC7-26	4/28/21		Beryllium	<	0.002		mg/L	
OU5	NC7-26	4/28/21		Cadmium	<	0.005		mg/L	
OU5	NC7-26	4/28/21		Chromium	<	0.01		mg/L	
OU5	NC7-26	4/28/21		Cobalt	<	0.02		mg/L	
OU5	NC7-26	4/28/21		Copper	<	0.01		mg/L	
OU5	NC7-26	4/28/21		Lead	<	0.003		mg/L	
OU5	NC7-26	4/28/21		Mercury	<	0.0002		mg/L	
OU5	NC7-26	4/28/21		Molybdenum	<	0.02		mg/L	
OU5	NC7-26	4/28/21		Nickel	<	0.02		mg/L	
OU5	NC7-26	4/28/21		Selenium	<	0.005		mg/L	
OU5	NC7-26	4/28/21		Silver	<	0.005		mg/L	
OU5	NC7-26	4/28/21		Thallium	<	0.005		mg/L	
OU5	NC7-26	4/28/21		Vanadium	<	0.01		mg/L	
OU5	NC7-26	4/28/21		Zinc	<	0.02		mg/L	
OU5	NC7-27	4/29/21		Uranium 234 and 233 (in activity)		1.43	0.187	pCi/L	
OU5	NC7-27	4/29/21		Uranium 235 and 236 (in activity)	<	0.1	0.0378	pCi/L	
OU5	NC7-27	4/29/21		Uranium 238 (in activity)		1.04	0.148	pCi/L	
OU5	NC7-27	4/29/21		1,3-Dinitrobenzene	<	2		ug/L	
OU5	NC7-27	4/29/21		1,3,5-Trinitrobenzene	<	2		ug/L	
OU5	NC7-27	4/29/21		2-Amino-4,6-dinitrotoluene	<	2		ug/L	
OU5	NC7-27	4/29/21		2-Nitrotoluene	<	2		ug/L	
OU5	NC7-27	4/29/21		2,4-Dinitrotoluene	<	2		ug/L	
OU5	NC7-27	4/29/21		2,6-Dinitrotoluene	<	2		ug/L	
OU5	NC7-27	4/29/21		3-Nitrotoluene	<	2		ug/L	
OU5	NC7-27	4/29/21		4-Amino-2,6-dinitrotoluene	<	2		ug/L	
OU5	NC7-27	4/29/21		4-Nitrotoluene	<	2		ug/L	
OU5	NC7-27	4/29/21		HMX	<	1		ug/L	
OU5	NC7-27	4/29/21		Nitrobenzene	<	2		ug/L	
OU5	NC7-27	4/29/21		RDX	<	1		ug/L	
OU5	NC7-27	4/29/21		TNT	<	2		ug/L	
OU5	NC7-27	4/29/21		Tritium		3070	616	pCi/L	
OU5	NC7-27	4/29/21		Field Oxidation Potential (Eh)		199		mVolts	
OU5	NC7-27	4/29/21		Field pH		7.97		Units	
OU5	NC7-27	4/29/21		Field Specific Conductance		610		umhos/cm	
OU5	NC7-27	4/29/21		Field Temperature		21.2		Degrees C	
OU5	NC7-27	11/30/21		Perchlorate		3.8		ug/L	
OU5	NC7-27	11/30/21		1,3-Dinitrobenzene	<	2		ug/L	
OU5	NC7-27	11/30/21		1,3,5-Trinitrobenzene	<	2		ug/L	
OU5	NC7-27	11/30/21		2-Amino-4,6-dinitrotoluene	<	2		ug/L	
OU5	NC7-27	11/30/21		2-Nitrotoluene	<	2		ug/L	
OU5	NC7-27	11/30/21		2,4-Dinitrotoluene	<	2		ug/L	
OU5	NC7-27	11/30/21		2,6-Dinitrotoluene	<	2		ug/L	
OU5	NC7-27	11/30/21		3-Nitrotoluene	<	2		ug/L	
OU5	NC7-27	11/30/21		4-Amino-2,6-dinitrotoluene	<	2		ug/L	
OU5	NC7-27	11/30/21		4-Nitrotoluene	<	2		ug/L	
OU5	NC7-27	11/30/21		HMX	<	1		ug/L	
OU5	NC7-27	11/30/21		Nitrobenzene	<	2		ug/L	
OU5	NC7-27	11/30/21		RDX	<	1		ug/L	
OU5	NC7-27	11/30/21		Tetryl	<	2		ug/L	
OU5	NC7-27	11/30/21		TNT	<	2		ug/L	
OU5	NC7-27	11/30/21		Tritium		4800	1060	pCi/L	
OU5	NC7-27	11/30/21		Field Oxidation Potential (Eh)		203		mVolts	
OU5	NC7-27	11/30/21		Field pH		7.51		Units	
OU5	NC7-27	11/30/21		Field Specific Conductance		655.6		umhos/cm	
OU5	NC7-27	11/30/21		Field Temperature		19.1		Degrees C	
OU5	NC7-28	4/27/21		Nitrate (as NO3)		13		mg/L	
OU5	NC7-28	4/27/21		Perchlorate		19		ug/L	
OU5	NC7-28	4/27/21		1,3-Dinitrobenzene	<	2		ug/L	
OU5	NC7-28	4/27/21		1,3,5-Trinitrobenzene	<	2		ug/L	
OU5	NC7-28	4/27/21		2-Amino-4,6-dinitrotoluene	<	2		ug/L	
OU5	NC7-28	4/27/21		2-Nitrotoluene	<	2		ug/L	
OU5	NC7-28	4/27/21		2,4-Dinitrotoluene	<	2		ug/L	
OU5	NC7-28	4/27/21		2,6-Dinitrotoluene	<	2		ug/L	

Attachment 1. Table 1. Groundwater analytical data, Site 300, 2021.

OU	Location	Date	Sample Type	Parameter	LOS Indicator	Result	Error	Units	QA Flag
OU5	NC7-28	4/27/21		3-Nitrotoluene	<	2		ug/L	
OU5	NC7-28	4/27/21		4-Amino-2,6-dinitrotoluene	<	2		ug/L	
OU5	NC7-28	4/27/21		4-Nitrotoluene	<	2		ug/L	
OU5	NC7-28	4/27/21		HMX		7.4		ug/L	
OU5	NC7-28	4/27/21		Nitrobenzene	<	2		ug/L	
OU5	NC7-28	4/27/21		RDX		1.9		ug/L	
OU5	NC7-28	4/27/21		Tetryl	<	2		ug/L	
OU5	NC7-28	4/27/21		TNT	<	2		ug/L	
OU5	NC7-28	4/27/21		Tritium		11800	2310	pCi/L	
OU5	NC7-28	4/27/21		Field Oxidation Potential (Eh)		158		mVolts	
OU5	NC7-28	4/27/21		Field pH		6.92		Units	
OU5	NC7-28	4/27/21		Field Specific Conductance		430		umhos/cm	
OU5	NC7-28	4/27/21		Field Temperature		18.9		Degrees C	
OU5	NC7-28	4/27/21		Total Uranium (in activity)		8.7	0.11	pCi/L	
OU5	NC7-28	4/27/21		Total Uranium (in mass)		18	0.14	ug/L	
OU5	NC7-28	4/27/21		Uranium 234 (in activity)		2.6	0.1	pCi/L	
OU5	NC7-28	4/27/21		Uranium 235 (in activity)		0.11	0.00092	pCi/L	
OU5	NC7-28	4/27/21		Uranium 235/238		0.002799	0.000011	atom/atom	
OU5	NC7-28	4/27/21		Uranium 236 (in activity)		0.032	0.000035	pCi/L	
OU5	NC7-28	4/27/21		Uranium 238 (in activity)		6	0.045	pCi/L	
OU5	NC7-28	4/27/21		Uranium 238 (in mass)		18	0.14	ug/L	
OU5	NC7-28	10/20/21		Nitrate (as NO3)		21		mg/L	
OU5	NC7-28	10/20/21		Perchlorate		24		ug/L	H
OU5	NC7-28	10/20/21		1,3-Dinitrobenzene	<	2		ug/L	
OU5	NC7-28	10/20/21		1,3,5-Trinitrobenzene	<	2		ug/L	
OU5	NC7-28	10/20/21		2-Amino-4,6-dinitrotoluene	<	2		ug/L	
OU5	NC7-28	10/20/21		2-Nitrotoluene	<	2		ug/L	
OU5	NC7-28	10/20/21		2,4-Dinitrotoluene	<	2		ug/L	
OU5	NC7-28	10/20/21		2,6-Dinitrotoluene	<	2		ug/L	
OU5	NC7-28	10/20/21		3-Nitrotoluene	<	2		ug/L	
OU5	NC7-28	10/20/21		4-Amino-2,6-dinitrotoluene	<	2		ug/L	
OU5	NC7-28	10/20/21		4-Nitrotoluene	<	2		ug/L	
OU5	NC7-28	10/20/21		HMX		7.9		ug/L	
OU5	NC7-28	10/20/21		Nitrobenzene	<	2		ug/L	
OU5	NC7-28	10/20/21		RDX		2.1		ug/L	
OU5	NC7-28	10/20/21		Tetryl	<	2		ug/L	
OU5	NC7-28	10/20/21		TNT	<	2		ug/L	
OU5	NC7-28	10/20/21		Tritium		11300	2210	pCi/L	
OU5	NC7-28	10/20/21		Field Oxidation Potential (Eh)		160		mVolts	
OU5	NC7-28	10/20/21		Field pH		7.14		Units	
OU5	NC7-28	10/20/21		Field Specific Conductance		635.1		umhos/cm	
OU5	NC7-28	10/20/21		Field Temperature		18.5		Degrees C	
OU5	NC7-28	10/20/21		Total Uranium (in activity)		7.9	0.14	pCi/L	D
OU5	NC7-28	10/20/21		Total Uranium (in mass)		16	0.11	ug/L	D
OU5	NC7-28	10/20/21		Uranium 234 (in activity)		2.3	0.14	pCi/L	D
OU5	NC7-28	10/20/21		Uranium 234/238		0.00002301	0.0000013	atom/atom	D
OU5	NC7-28	10/20/21		Uranium 235 (in activity)		0.097	0.00078	pCi/L	D
OU5	NC7-28	10/20/21		Uranium 235/238		0.002768	0.000013	atom/atom	D
OU5	NC7-28	10/20/21		Uranium 236 (in activity)		0.029	0.000068	pCi/L	D
OU5	NC7-28	10/20/21		Uranium 236/238		0.0000278	0.0000013	atom/atom	D
OU5	NC7-28	10/20/21		Uranium 238 (in activity)		5.4	0.036	pCi/L	D
OU5	NC7-28	10/20/21		Uranium 238 (in mass)		16	0.11	ug/L	D
OU5	NC7-29	4/26/21		Uranium 234 and 233 (in activity)		9.44	0.98	pCi/L	
OU5	NC7-29	4/26/21		Uranium 235 and 236 (in activity)		0.353	0.0857	pCi/L	
OU5	NC7-29	4/26/21		Uranium 238 (in activity)		7.84	0.824	pCi/L	
OU5	NC7-29	4/26/21		Nitrate (as NO3)		180		mg/L	D
OU5	NC7-29	4/26/21		Perchlorate		5.8		ug/L	
OU5	NC7-29	4/26/21		Tritium	<	100	64.9	pCi/L	
OU5	NC7-29	4/26/21		Field Oxidation Potential (Eh)		182		mVolts	
OU5	NC7-29	4/26/21		Field pH		7.83		Units	
OU5	NC7-29	4/26/21		Field Specific Conductance		1429		umhos/cm	
OU5	NC7-29	4/26/21		Field Temperature		11.1		Degrees C	
OU5	NC7-29	10/18/21		Perchlorate		5.8		ug/L	
OU5	NC7-29	10/18/21		Tritium	<	100	65.8	pCi/L	
OU5	NC7-29	10/18/21		Field Oxidation Potential (Eh)		203		mVolts	
OU5	NC7-29	10/18/21		Field pH		7.59		Units	

Attachment 1. Table 1. Groundwater analytical data, Site 300, 2021.

OU	Location	Date	Sample Type	Parameter	LOS Indicator	Result	Error	Units	QA Flag
OU5	NC7-29	10/18/21		Field Specific Conductance		1413		umhos/cm	
OU5	NC7-29	10/18/21		Field Temperature		18.3		Degrees C	
OU5	NC7-29	10/18/21		Total Uranium (in activity)		19	0.31	pCi/L	D
OU5	NC7-29	10/18/21		Total Uranium (in mass)		25	0.15	ug/L	D
OU5	NC7-29	10/18/21		Uranium 234 (in activity)		10	0.31	pCi/L	D
OU5	NC7-29	10/18/21		Uranium 234/238		0.0000654	0.000002	atom/atom	D
OU5	NC7-29	10/18/21		Uranium 235 (in activity)		0.38	0.003	pCi/L	D
OU5	NC7-29	10/18/21		Uranium 235/238		0.007241	0.000033	atom/atom	D
OU5	NC7-29	10/18/21		Uranium 236 (in activity)	<	0.0016		pCi/L	D
OU5	NC7-29	10/18/21		Uranium 236/238	<	0.000001		atom/atom	D
OU5	NC7-29	10/18/21		Uranium 238 (in activity)		8.2	0.052	pCi/L	D
OU5	NC7-29	10/18/21		Uranium 238 (in mass)		24	0.15	ug/L	D
OU5	NC7-34	5/26/21		Uranium 234 and 233 (in activity)		3.32	0.385	pCi/L	O
OU5	NC7-34	5/26/21		Uranium 235 and 236 (in activity)		0.154	0.0552	pCi/L	
OU5	NC7-34	5/26/21		Uranium 238 (in activity)		5.68	0.61	pCi/L	O
OU5	NC7-34	5/26/21		Nitrate (as NO3)		33		mg/L	
OU5	NC7-34	5/26/21		Perchlorate		12		ug/L	
OU5	NC7-34	5/26/21		1,1-Dichloroethane	<	0.5		ug/L	
OU5	NC7-34	5/26/21		1,1-Dichloroethene	<	0.5		ug/L	
OU5	NC7-34	5/26/21		1,1,1-Trichloroethane	<	0.5		ug/L	
OU5	NC7-34	5/26/21		1,1,2-Trichloroethane	<	0.5		ug/L	
OU5	NC7-34	5/26/21		1,1,2,2-Tetrachloroethane	<	0.5		ug/L	
OU5	NC7-34	5/26/21		1,2-Dichlorobenzene	<	0.5		ug/L	
OU5	NC7-34	5/26/21		1,2-Dichloroethane	<	0.5		ug/L	
OU5	NC7-34	5/26/21		1,2-Dichloroethene (total)	<	1		ug/L	
OU5	NC7-34	5/26/21		1,2-Dichloropropane	<	0.5		ug/L	
OU5	NC7-34	5/26/21		1,3-Dichlorobenzene	<	0.5		ug/L	
OU5	NC7-34	5/26/21		1,4-Dichlorobenzene	<	0.5		ug/L	
OU5	NC7-34	5/26/21		2-Chloroethylvinylether	<	1		ug/L	
OU5	NC7-34	5/26/21		Bromodichloromethane	<	0.5		ug/L	
OU5	NC7-34	5/26/21		Bromoform	<	0.5		ug/L	
OU5	NC7-34	5/26/21		Bromomethane	<	0.5		ug/L	
OU5	NC7-34	5/26/21		Carbon tetrachloride	<	0.5		ug/L	
OU5	NC7-34	5/26/21		Chlorobenzene	<	0.5		ug/L	
OU5	NC7-34	5/26/21		Chloroethane	<	0.5		ug/L	
OU5	NC7-34	5/26/21		Chloroform	<	0.5		ug/L	
OU5	NC7-34	5/26/21		Chloromethane	<	0.5		ug/L	
OU5	NC7-34	5/26/21		cis-1,2-Dichloroethene	<	0.5		ug/L	
OU5	NC7-34	5/26/21		cis-1,3-Dichloropropene	<	0.5		ug/L	
OU5	NC7-34	5/26/21		Dibromochloromethane	<	0.5		ug/L	
OU5	NC7-34	5/26/21		Dichlorodifluoromethane	<	0.5		ug/L	
OU5	NC7-34	5/26/21		Methylene chloride	<	0.5		ug/L	
OU5	NC7-34	5/26/21		Tetrachloroethene	<	0.5		ug/L	
OU5	NC7-34	5/26/21		trans-1,2-Dichloroethene	<	0.5		ug/L	
OU5	NC7-34	5/26/21		trans-1,3-Dichloropropene	<	0.5		ug/L	
OU5	NC7-34	5/26/21		Trichloroethene	<	0.5		ug/L	
OU5	NC7-34	5/26/21		Trichlorofluoromethane	<	0.5		ug/L	
OU5	NC7-34	5/26/21		Trichlorotrifluoroethane	<	0.5		ug/L	
OU5	NC7-34	5/26/21		Vinyl chloride	<	0.5		ug/L	
OU5	NC7-34	5/26/21		Tritium		1260	270	pCi/L	
OU5	NC7-34	5/26/21		Field Oxidation Potential (Eh)		283		mVolts	
OU5	NC7-34	5/26/21		Field pH		7.63		Units	
OU5	NC7-34	5/26/21		Field Specific Conductance		781		umhos/cm	
OU5	NC7-34	5/26/21		Field Temperature		18.1		Degrees C	
OU5	NC7-36	5/26/21		Uranium 234 and 233 (in activity)		1.36	0.178	pCi/L	O
OU5	NC7-36	5/26/21		Uranium 235 and 236 (in activity)	<	0.1	0.0344	pCi/L	
OU5	NC7-36	5/26/21		Uranium 238 (in activity)		1.18	0.16	pCi/L	O
OU5	NC7-36	5/26/21		Nitrate (as NO3)		29		mg/L	
OU5	NC7-36	5/26/21		Perchlorate	<	4		ug/L	
OU5	NC7-36	5/26/21		1,1-Dichloroethane	<	0.5		ug/L	
OU5	NC7-36	5/26/21		1,1-Dichloroethene	<	0.5		ug/L	
OU5	NC7-36	5/26/21		1,1,1-Trichloroethane	<	0.5		ug/L	
OU5	NC7-36	5/26/21		1,1,2-Trichloroethane	<	0.5		ug/L	
OU5	NC7-36	5/26/21		1,1,2,2-Tetrachloroethane	<	0.5		ug/L	
OU5	NC7-36	5/26/21		1,2-Dichlorobenzene	<	0.5		ug/L	
OU5	NC7-36	5/26/21		1,2-Dichloroethane	<	0.5		ug/L	

Attachment 1. Table 1. Groundwater analytical data, Site 300, 2021.

OU	Location	Date	Sample Type	Parameter	LOS Indicator	Result	Error	Units	QA Flag
OU5	NC7-36	5/26/21		1,2-Dichloroethene (total)	<	1		ug/L	
OU5	NC7-36	5/26/21		1,2-Dichloropropane	<	0.5		ug/L	
OU5	NC7-36	5/26/21		1,3-Dichlorobenzene	<	0.5		ug/L	
OU5	NC7-36	5/26/21		1,4-Dichlorobenzene	<	0.5		ug/L	
OU5	NC7-36	5/26/21		2-Chloroethylvinylether	<	1		ug/L	
OU5	NC7-36	5/26/21		Bromodichloromethane	<	0.5		ug/L	
OU5	NC7-36	5/26/21		Bromoform	<	0.5		ug/L	
OU5	NC7-36	5/26/21		Bromomethane	<	0.5		ug/L	
OU5	NC7-36	5/26/21		Carbon tetrachloride	<	0.5		ug/L	
OU5	NC7-36	5/26/21		Chlorobenzene	<	0.5		ug/L	
OU5	NC7-36	5/26/21		Chloroethane	<	0.5		ug/L	
OU5	NC7-36	5/26/21		Chloroform	<	0.5		ug/L	
OU5	NC7-36	5/26/21		Chloromethane	<	0.5		ug/L	
OU5	NC7-36	5/26/21		cis-1,2-Dichloroethene	<	0.5		ug/L	
OU5	NC7-36	5/26/21		cis-1,3-Dichloropropene	<	0.5		ug/L	
OU5	NC7-36	5/26/21		Dibromochloromethane	<	0.5		ug/L	
OU5	NC7-36	5/26/21		Dichlorodifluoromethane	<	0.5		ug/L	
OU5	NC7-36	5/26/21		Methylene chloride	<	0.5		ug/L	
OU5	NC7-36	5/26/21		Tetrachloroethene	<	0.5		ug/L	
OU5	NC7-36	5/26/21		trans-1,2-Dichloroethene	<	0.5		ug/L	
OU5	NC7-36	5/26/21		trans-1,3-Dichloropropene	<	0.5		ug/L	
OU5	NC7-36	5/26/21		Trichloroethene	<	0.5		ug/L	
OU5	NC7-36	5/26/21		Trichlorofluoromethane	<	0.5		ug/L	
OU5	NC7-36	5/26/21		Trichlorotrifluoroethane	<	0.5		ug/L	
OU5	NC7-36	5/26/21		Vinyl chloride	<	0.5		ug/L	
OU5	NC7-36	5/26/21		Tritium	<	100	62.6	pCi/L	
OU5	NC7-36	5/26/21		Field Oxidation Potential (Eh)		246		mVolts	
OU5	NC7-36	5/26/21		Field pH		7.23		Units	
OU5	NC7-36	5/26/21		Field Specific Conductance		599.4		umhos/cm	
OU5	NC7-36	5/26/21		Field Temperature		20.3		Degrees C	
OU5	NC7-40	3/2/21		Tritium		45900	8920	pCi/L	
OU5	NC7-40	3/2/21		Total Uranium (in activity)		108.1	1.3	pCi/L	
OU5	NC7-40	3/2/21		Total Uranium (in mass)		227.25	0.4	ug/L	
OU5	NC7-40	3/2/21		Uranium 234 (in activity)		30.1	1.3	pCi/L	
OU5	NC7-40	3/2/21		Uranium 235 (in activity)		1.5431	0.0042	pCi/L	
OU5	NC7-40	3/2/21		Uranium 235/238		0.003153	0.0000065	atom/atom	
OU5	NC7-40	3/2/21		Uranium 236 (in activity)		0.3592	0.0005	pCi/L	
OU5	NC7-40	3/2/21		Uranium 238 (in activity)		76.11	0.13	pCi/L	
OU5	NC7-40	3/2/21		Uranium 238 (in mass)		226.53	0.4	ug/L	
OU5	NC7-40	6/2/21		Nitrate (as NO3)		43		mg/L	D
OU5	NC7-40	6/2/21		Perchlorate		9.5		ug/L	
OU5	NC7-40	6/2/21		1,1-Dichloroethane	<	0.5		ug/L	
OU5	NC7-40	6/2/21		1,1-Dichloroethene	<	0.5		ug/L	
OU5	NC7-40	6/2/21		1,1,1-Trichloroethane	<	0.5		ug/L	
OU5	NC7-40	6/2/21		1,1,2-Trichloroethane	<	0.5		ug/L	
OU5	NC7-40	6/2/21		1,1,2,2-Tetrachloroethane	<	0.5		ug/L	
OU5	NC7-40	6/2/21		1,2-Dichlorobenzene	<	0.5		ug/L	
OU5	NC7-40	6/2/21		1,2-Dichloroethane	<	0.5		ug/L	
OU5	NC7-40	6/2/21		1,2-Dichloroethene (total)	<	1		ug/L	
OU5	NC7-40	6/2/21		1,2-Dichloropropane	<	0.5		ug/L	
OU5	NC7-40	6/2/21		1,3-Dichlorobenzene	<	0.5		ug/L	
OU5	NC7-40	6/2/21		1,4-Dichlorobenzene	<	0.5		ug/L	
OU5	NC7-40	6/2/21		2-Chloroethylvinylether	<	1		ug/L	
OU5	NC7-40	6/2/21		Bromodichloromethane	<	0.5		ug/L	
OU5	NC7-40	6/2/21		Bromoform	<	0.5		ug/L	
OU5	NC7-40	6/2/21		Bromomethane	<	0.5		ug/L	
OU5	NC7-40	6/2/21		Carbon tetrachloride	<	0.5		ug/L	
OU5	NC7-40	6/2/21		Chlorobenzene	<	0.5		ug/L	
OU5	NC7-40	6/2/21		Chloroethane	<	0.5		ug/L	
OU5	NC7-40	6/2/21		Chloroform	<	0.5		ug/L	
OU5	NC7-40	6/2/21		Chloromethane	<	0.5		ug/L	
OU5	NC7-40	6/2/21		cis-1,2-Dichloroethene	<	0.5		ug/L	
OU5	NC7-40	6/2/21		cis-1,3-Dichloropropene	<	0.5		ug/L	
OU5	NC7-40	6/2/21		Dibromochloromethane	<	0.5		ug/L	
OU5	NC7-40	6/2/21		Dichlorodifluoromethane	<	0.5		ug/L	
OU5	NC7-40	6/2/21		Methylene chloride	<	0.5		ug/L	

Attachment 1. Table 1. Groundwater analytical data, Site 300, 2021.

OU	Location	Date	Sample Type	Parameter	LOS Indicator	Result	Error	Units	QA Flag
OU5	NC7-40	6/2/21		Tetrachloroethene	<	0.5		ug/L	
OU5	NC7-40	6/2/21		trans-1,2-Dichloroethene	<	0.5		ug/L	
OU5	NC7-40	6/2/21		trans-1,3-Dichloropropene	<	0.5		ug/L	
OU5	NC7-40	6/2/21		Trichloroethene	<	0.5		ug/L	
OU5	NC7-40	6/2/21		Trichlorofluoromethane	<	0.5		ug/L	
OU5	NC7-40	6/2/21		Trichlorotrifluoroethane	<	0.5		ug/L	L
OU5	NC7-40	6/2/21		Vinyl chloride	<	0.5		ug/L	
OU5	NC7-40	6/2/21		Tritium		43600	8480	pCi/L	
OU5	NC7-40	6/2/21		Field Oxidation Potential (Eh)		19.2		mVolts	
OU5	NC7-40	6/2/21		Field pH		7.36		Units	
OU5	NC7-40	6/2/21		Field Specific Conductance		105		umhos/cm	
OU5	NC7-40	6/2/21		Field Temperature		20.8		Degrees C	
OU5	NC7-40	6/2/21		Total Uranium (in activity)		110	3.1	pCi/L	
OU5	NC7-40	6/2/21		Total Uranium (in mass)		220	1.8	ug/L	
OU5	NC7-40	6/2/21		Uranium 234 (in activity)		31	3	pCi/L	
OU5	NC7-40	6/2/21		Uranium 235 (in activity)		1.5	0.025	pCi/L	
OU5	NC7-40	6/2/21		Uranium 235/238		0.003221	0.000045	atom/atom	
OU5	NC7-40	6/2/21		Uranium 236 (in activity)		0.34	0.0028	pCi/L	
OU5	NC7-40	6/2/21		Uranium 238 (in activity)		74	0.61	pCi/L	
OU5	NC7-40	6/2/21		Uranium 238 (in mass)		220	1.8	ug/L	
OU5	NC7-43	4/28/21		Uranium 234 and 233 (in activity)		0.121	0.0605	pCi/L	
OU5	NC7-43	4/28/21		Uranium 235 and 236 (in activity)	<	0.1	0.0297	pCi/L	
OU5	NC7-43	4/28/21		Uranium 238 (in activity)		0.153	0.0556	pCi/L	B
OU5	NC7-43	4/28/21		Nitrate (as NO3)	<	0.5		mg/L	
OU5	NC7-43	4/28/21		1,3-Dinitrobenzene	<	2		ug/L	
OU5	NC7-43	4/28/21		1,3,5-Trinitrobenzene	<	2		ug/L	
OU5	NC7-43	4/28/21		2-Amino-4,6-dinitrotoluene	<	2		ug/L	
OU5	NC7-43	4/28/21		2-Nitrotoluene	<	2		ug/L	
OU5	NC7-43	4/28/21		2,4-Dinitrotoluene	<	2		ug/L	
OU5	NC7-43	4/28/21		2,6-Dinitrotoluene	<	2		ug/L	
OU5	NC7-43	4/28/21		3-Nitrotoluene	<	2		ug/L	
OU5	NC7-43	4/28/21		4-Amino-2,6-dinitrotoluene	<	2		ug/L	
OU5	NC7-43	4/28/21		4-Nitrotoluene	<	2		ug/L	
OU5	NC7-43	4/28/21		HMX	<	1		ug/L	
OU5	NC7-43	4/28/21		Nitrobenzene	<	2		ug/L	
OU5	NC7-43	4/28/21		RDX	<	1		ug/L	
OU5	NC7-43	4/28/21		TNT	<	2		ug/L	
OU5	NC7-43	4/28/21		Tritium		4260	847	pCi/L	
OU5	NC7-43	4/28/21		Field Oxidation Potential (Eh)		212		mVolts	
OU5	NC7-43	4/28/21		Field pH		7.89		Units	
OU5	NC7-43	4/28/21		Field Specific Conductance		666		umhos/cm	
OU5	NC7-43	4/28/21		Field Temperature		20.6		Degrees C	
OU5	NC7-43	5/5/21		Perchlorate	<	4		ug/L	
OU5	NC7-43	5/5/21		Field Oxidation Potential (Eh)		89		mVolts	
OU5	NC7-43	5/5/21		Field pH		8.03		Units	
OU5	NC7-43	5/5/21		Field Specific Conductance		676		umhos/cm	
OU5	NC7-43	5/5/21		Field Temperature		19.9		Degrees C	
OU5	NC7-43	10/18/21		Perchlorate		5.5		ug/L	
OU5	NC7-43	10/18/21		1,3-Dinitrobenzene	<	2		ug/L	
OU5	NC7-43	10/18/21		1,3,5-Trinitrobenzene	<	2		ug/L	
OU5	NC7-43	10/18/21		2-Amino-4,6-dinitrotoluene	<	2		ug/L	
OU5	NC7-43	10/18/21		2-Nitrotoluene	<	2		ug/L	
OU5	NC7-43	10/18/21		2,4-Dinitrotoluene	<	2		ug/L	
OU5	NC7-43	10/18/21		2,6-Dinitrotoluene	<	2		ug/L	
OU5	NC7-43	10/18/21		3-Nitrotoluene		4		ug/L	
OU5	NC7-43	10/18/21		4-Amino-2,6-dinitrotoluene	<	2		ug/L	
OU5	NC7-43	10/18/21		4-Nitrotoluene	<	2		ug/L	
OU5	NC7-43	10/18/21		HMX	<	1		ug/L	
OU5	NC7-43	10/18/21		Nitrobenzene	<	2		ug/L	
OU5	NC7-43	10/18/21		RDX	<	1		ug/L	
OU5	NC7-43	10/18/21		Tetryl	<	2		ug/L	
OU5	NC7-43	10/18/21		TNT	<	2		ug/L	
OU5	NC7-43	10/18/21		Tritium		3680	738	pCi/L	
OU5	NC7-43	10/18/21		Field Oxidation Potential (Eh)		-38		mVolts	
OU5	NC7-43	10/18/21		Field pH		7.54		Units	
OU5	NC7-43	10/18/21		Field Specific Conductance		660.1		umhos/cm	

Attachment 1. Table 1. Groundwater analytical data, Site 300, 2021.

OU	Location	Date	Sample Type	Parameter	LOS Indicator	Result	Error	Units	QA Flag
OU5	NC7-43	10/18/21		Field Temperature		18.3		Degrees C	
OU5	NC7-43	12/1/21		1,3-Dinitrobenzene	<	2		ug/L	
OU5	NC7-43	12/1/21		1,3,5-Trinitrobenzene	<	2		ug/L	
OU5	NC7-43	12/1/21		2-Amino-4,6-dinitrotoluene	<	2		ug/L	
OU5	NC7-43	12/1/21		2-Nitrotoluene	<	2		ug/L	
OU5	NC7-43	12/1/21		2,4-Dinitrotoluene	<	2		ug/L	
OU5	NC7-43	12/1/21		2,6-Dinitrotoluene	<	2		ug/L	
OU5	NC7-43	12/1/21		3-Nitrotoluene	<	2		ug/L	
OU5	NC7-43	12/1/21		4-Amino-2,6-dinitrotoluene	<	2		ug/L	
OU5	NC7-43	12/1/21		4-Nitrotoluene	<	2		ug/L	
OU5	NC7-43	12/1/21		HMX	<	1		ug/L	
OU5	NC7-43	12/1/21		Nitrobenzene	<	2		ug/L	
OU5	NC7-43	12/1/21		RDX	<	1		ug/L	
OU5	NC7-43	12/1/21		TNT	<	2		ug/L	
OU5	NC7-43	12/1/21		Field Oxidation Potential (Eh)		166		mVolts	
OU5	NC7-43	12/1/21		Field pH		7.8		Units	
OU5	NC7-43	12/1/21		Field Specific Conductance		697		umhos/cm	
OU5	NC7-43	12/1/21		Field Temperature		18.5		Degrees C	
OU5	NC7-44	5/6/21		Uranium 234 and 233 (in activity)		1.41	0.196	pCi/L	
OU5	NC7-44	5/6/21		Uranium 235 and 236 (in activity)	<	0.1	0.0317	pCi/L	B
OU5	NC7-44	5/6/21		Uranium 238 (in activity)		0.619	0.112	pCi/L	
OU5	NC7-44	5/6/21		Nitrate (as NO3)		60		mg/L	
OU5	NC7-44	5/6/21		Perchlorate	<	4		ug/L	
OU5	NC7-44	5/6/21		1,3-Dinitrobenzene	<	2		ug/L	
OU5	NC7-44	5/6/21		1,3,5-Trinitrobenzene	<	2		ug/L	
OU5	NC7-44	5/6/21		2-Amino-4,6-dinitrotoluene	<	2		ug/L	
OU5	NC7-44	5/6/21		2-Nitrotoluene	<	2		ug/L	
OU5	NC7-44	5/6/21		2,4-Dinitrotoluene	<	2		ug/L	
OU5	NC7-44	5/6/21		2,6-Dinitrotoluene	<	2		ug/L	
OU5	NC7-44	5/6/21		3-Nitrotoluene	<	2		ug/L	
OU5	NC7-44	5/6/21		4-Amino-2,6-dinitrotoluene	<	2		ug/L	
OU5	NC7-44	5/6/21		4-Nitrotoluene	<	2		ug/L	
OU5	NC7-44	5/6/21		HMX	<	1		ug/L	
OU5	NC7-44	5/6/21		Nitrobenzene	<	2		ug/L	
OU5	NC7-44	5/6/21		RDX	<	1		ug/L	
OU5	NC7-44	5/6/21		Tetryl	<	2		ug/L	
OU5	NC7-44	5/6/21		TNT	<	2		ug/L	
OU5	NC7-44	5/6/21		Tritium	<	100	57.8	pCi/L	
OU5	NC7-44	5/6/21		Field Oxidation Potential (Eh)		30		mVolts	
OU5	NC7-44	5/6/21		Field pH		7.91		Units	
OU5	NC7-44	5/6/21		Field Specific Conductance		735		umhos/cm	
OU5	NC7-44	5/6/21		Field Temperature		19.3		Degrees C	
OU5	NC7-44	5/6/21	DUP	Uranium 234 and 233 (in activity)		1.34	0.32	pCi/L	
OU5	NC7-44	5/6/21	DUP	Uranium 235 and 236 (in activity)	<	0.1	0.043	pCi/L	
OU5	NC7-44	5/6/21	DUP	Uranium 238 (in activity)		0.59	0.18	pCi/L	
OU5	NC7-44	5/6/21	DUP	Nitrate (as NO3)		55		mg/L	D
OU5	NC7-44	5/6/21	DUP	Perchlorate	<	4		ug/L	
OU5	NC7-44	5/6/21	DUP	1,3-Dinitrobenzene	<	2		ug/L	
OU5	NC7-44	5/6/21	DUP	1,3,5-Trinitrobenzene	<	2		ug/L	
OU5	NC7-44	5/6/21	DUP	2-Amino-4,6-dinitrotoluene	<	2		ug/L	
OU5	NC7-44	5/6/21	DUP	2-Nitrotoluene	<	2		ug/L	
OU5	NC7-44	5/6/21	DUP	2,4-Dinitrotoluene	<	2		ug/L	
OU5	NC7-44	5/6/21	DUP	2,6-Dinitrotoluene	<	2		ug/L	
OU5	NC7-44	5/6/21	DUP	3-Nitrotoluene	<	2		ug/L	
OU5	NC7-44	5/6/21	DUP	4-Amino-2,6-dinitrotoluene	<	2		ug/L	
OU5	NC7-44	5/6/21	DUP	4-Nitrotoluene	<	2		ug/L	
OU5	NC7-44	5/6/21	DUP	HMX	<	1		ug/L	
OU5	NC7-44	5/6/21	DUP	Nitrobenzene	<	2		ug/L	
OU5	NC7-44	5/6/21	DUP	RDX	<	1		ug/L	
OU5	NC7-44	5/6/21	DUP	TNT	<	2		ug/L	
OU5	NC7-44	5/6/21	DUP	Tritium	<	100	23	pCi/L	
OU5	NC7-44	10/14/21		Perchlorate		2.5		ug/L	
OU5	NC7-44	10/14/21		1,3-Dinitrobenzene	<	2.3		ug/L	D
OU5	NC7-44	10/14/21		1,3,5-Trinitrobenzene	<	2.3		ug/L	D
OU5	NC7-44	10/14/21		2-Amino-4,6-dinitrotoluene	<	2.3		ug/L	D
OU5	NC7-44	10/14/21		2-Nitrotoluene	<	2.3		ug/L	D

Attachment 1. Table 1. Groundwater analytical data, Site 300, 2021.

OU	Location	Date	Sample Type	Parameter	LOS Indicator	Result	Error	Units	QA Flag
OU5	NC7-44	10/14/21		2,4-Dinitrotoluene	<	2.3		ug/L	D
OU5	NC7-44	10/14/21		2,6-Dinitrotoluene	<	2.3		ug/L	D
OU5	NC7-44	10/14/21		3-Nitrotoluene	<	2.3		ug/L	D
OU5	NC7-44	10/14/21		4-Amino-2,6-dinitrotoluene	<	2.3		ug/L	D
OU5	NC7-44	10/14/21		4-Nitrotoluene	<	2.3		ug/L	D
OU5	NC7-44	10/14/21		HMX	<	1.1		ug/L	D
OU5	NC7-44	10/14/21		Nitrobenzene	<	2.3		ug/L	D
OU5	NC7-44	10/14/21		RDX	<	1.1		ug/L	D
OU5	NC7-44	10/14/21		Tetryl	<	2.3		ug/L	D
OU5	NC7-44	10/14/21		TNT	<	2.3		ug/L	D
OU5	NC7-44	10/14/21		Tritium	<	100	67	pCi/L	
OU5	NC7-44	10/14/21		Field Oxidation Potential (Eh)		73		mVolts	
OU5	NC7-44	10/14/21		Field pH		7.68		Units	
OU5	NC7-44	10/14/21		Field Specific Conductance		756		umhos/cm	
OU5	NC7-44	10/14/21		Field Temperature		17		Degrees C	
OU5	NC7-46	5/17/21		Uranium 234 and 233 (in activity)	<	0.1	0.0342	pCi/L	
OU5	NC7-46	5/17/21		Uranium 235 and 236 (in activity)	<	0.1	0.0298	pCi/L	
OU5	NC7-46	5/17/21		Uranium 238 (in activity)	<	0.1	0.0342	pCi/L	
OU5	NC7-46	5/17/21		Nitrate (as NO3)		2.1		mg/L	
OU5	NC7-46	5/17/21		Perchlorate	<	4		ug/L	
OU5	NC7-46	5/17/21		Tritium	<	100	58.7	pCi/L	
OU5	NC7-46	5/17/21		Field Oxidation Potential (Eh)		-11		mVolts	
OU5	NC7-46	5/17/21		Field pH		7.72		Units	
OU5	NC7-46	5/17/21		Field Specific Conductance		694.1		umhos/cm	
OU5	NC7-46	5/17/21		Field Temperature		19.1		Degrees C	
OU5	NC7-47	6/8/21		Fluoride		0.5		mg/L	
OU5	NC7-47	6/8/21		Uranium 234 and 233 (in activity)		0.859	0.134	pCi/L	O
OU5	NC7-47	6/8/21		Uranium 235 and 236 (in activity)	<	0.1	0.0316	pCi/L	
OU5	NC7-47	6/8/21		Uranium 238 (in activity)		0.556	0.0996	pCi/L	
OU5	NC7-47	6/8/21		Lithium		0.024		mg/L	
OU5	NC7-47	6/8/21		Nitrate (as NO3)		63		mg/L	
OU5	NC7-47	6/8/21		Perchlorate	<	2		ug/L	H
OU5	NC7-47	6/8/21		1,1-Dichloroethane	<	0.5		ug/L	
OU5	NC7-47	6/8/21		1,1-Dichloroethene	<	0.5		ug/L	
OU5	NC7-47	6/8/21		1,1,1-Trichloroethane	<	0.5		ug/L	
OU5	NC7-47	6/8/21		1,1,2-Trichloroethane	<	0.5		ug/L	
OU5	NC7-47	6/8/21		1,1,2,2-Tetrachloroethane	<	0.5		ug/L	
OU5	NC7-47	6/8/21		1,2-Dichlorobenzene	<	0.5		ug/L	
OU5	NC7-47	6/8/21		1,2-Dichloroethane	<	0.5		ug/L	
OU5	NC7-47	6/8/21		1,2-Dichloroethene (total)	<	1		ug/L	
OU5	NC7-47	6/8/21		1,2-Dichloropropane	<	0.5		ug/L	
OU5	NC7-47	6/8/21		1,3-Dichlorobenzene	<	0.5		ug/L	
OU5	NC7-47	6/8/21		1,4-Dichlorobenzene	<	0.5		ug/L	
OU5	NC7-47	6/8/21		2-Chloroethylvinylether	<	10		ug/L	
OU5	NC7-47	6/8/21		Bromodichloromethane	<	0.5		ug/L	
OU5	NC7-47	6/8/21		Bromoform	<	0.5		ug/L	
OU5	NC7-47	6/8/21		Bromomethane	<	1		ug/L	
OU5	NC7-47	6/8/21		Carbon tetrachloride	<	0.5		ug/L	
OU5	NC7-47	6/8/21		Chlorobenzene	<	0.5		ug/L	
OU5	NC7-47	6/8/21		Chloroethane	<	0.5		ug/L	
OU5	NC7-47	6/8/21		Chloroform	<	0.5		ug/L	
OU5	NC7-47	6/8/21		Chloromethane	<	0.5		ug/L	
OU5	NC7-47	6/8/21		cis-1,2-Dichloroethene	<	0.5		ug/L	
OU5	NC7-47	6/8/21		cis-1,3-Dichloropropene	<	0.5		ug/L	
OU5	NC7-47	6/8/21		Dibromochloromethane	<	0.5		ug/L	
OU5	NC7-47	6/8/21		Dichlorodifluoromethane	<	0.5		ug/L	
OU5	NC7-47	6/8/21		Methylene chloride	<	1		ug/L	
OU5	NC7-47	6/8/21		Tetrachloroethene	<	0.5		ug/L	
OU5	NC7-47	6/8/21		trans-1,2-Dichloroethene	<	0.5		ug/L	
OU5	NC7-47	6/8/21		trans-1,3-Dichloropropene	<	0.5		ug/L	
OU5	NC7-47	6/8/21		Trichloroethene	<	0.5		ug/L	
OU5	NC7-47	6/8/21		Trichlorofluoromethane	<	0.5		ug/L	
OU5	NC7-47	6/8/21		Trichlorotrifluoroethane	<	0.5		ug/L	
OU5	NC7-47	6/8/21		Vinyl chloride	<	0.5		ug/L	
OU5	NC7-47	6/8/21		PCB 1016	<	0.5		ug/L	
OU5	NC7-47	6/8/21		PCB 1221	<	0.5		ug/L	

Attachment 1. Table 1. Groundwater analytical data, Site 300, 2021.

OU	Location	Date	Sample Type	Parameter	LOS Indicator	Result	Error	Units	QA Flag
OU5	NC7-47	6/8/21		PCB 1232	<	0.5		ug/L	
OU5	NC7-47	6/8/21		PCB 1242	<	0.5		ug/L	
OU5	NC7-47	6/8/21		PCB 1248	<	0.5		ug/L	
OU5	NC7-47	6/8/21		PCB 1254	<	0.5		ug/L	
OU5	NC7-47	6/8/21		PCB 1260	<	0.5		ug/L	
OU5	NC7-47	6/8/21		1,3-Dinitrobenzene	<	2		ug/L	
OU5	NC7-47	6/8/21		1,3,5-Trinitrobenzene	<	2		ug/L	
OU5	NC7-47	6/8/21		2-Amino-4,6-dinitrotoluene	<	2		ug/L	
OU5	NC7-47	6/8/21		2-Nitrotoluene	<	2		ug/L	
OU5	NC7-47	6/8/21		2,4-Dinitrotoluene	<	2		ug/L	
OU5	NC7-47	6/8/21		2,6-Dinitrotoluene	<	2		ug/L	
OU5	NC7-47	6/8/21		3-Nitrotoluene	<	2		ug/L	
OU5	NC7-47	6/8/21		4-Amino-2,6-dinitrotoluene	<	2		ug/L	
OU5	NC7-47	6/8/21		4-Nitrotoluene	<	2		ug/L	
OU5	NC7-47	6/8/21		HMX	<	1		ug/L	
OU5	NC7-47	6/8/21		Nitrobenzene	<	2		ug/L	
OU5	NC7-47	6/8/21		RDX	<	1		ug/L	
OU5	NC7-47	6/8/21		TNT	<	2		ug/L	
OU5	NC7-47	6/8/21		Tritium	<	100	59.6	pCi/L	
OU5	NC7-47	6/8/21		Field Oxidation Potential (Eh)		240		mVolts	
OU5	NC7-47	6/8/21		Field pH		8.05		Units	
OU5	NC7-47	6/8/21		Field Specific Conductance		675.1		umhos/cm	
OU5	NC7-47	6/8/21		Field Temperature		15.7		Degrees C	
OU5	NC7-47	6/8/21		Antimony	<	0.06		mg/L	
OU5	NC7-47	6/8/21		Arsenic		0.01		mg/L	
OU5	NC7-47	6/8/21		Barium		0.053		mg/L	
OU5	NC7-47	6/8/21		Beryllium	<	0.002		mg/L	
OU5	NC7-47	6/8/21		Cadmium	<	0.005		mg/L	
OU5	NC7-47	6/8/21		Chromium	<	0.01		mg/L	
OU5	NC7-47	6/8/21		Cobalt	<	0.02		mg/L	
OU5	NC7-47	6/8/21		Copper	<	0.01		mg/L	
OU5	NC7-47	6/8/21		Lead	<	0.003		mg/L	
OU5	NC7-47	6/8/21		Mercury	<	0.0002		mg/L	
OU5	NC7-47	6/8/21		Molybdenum	<	0.02		mg/L	
OU5	NC7-47	6/8/21		Nickel	<	0.02		mg/L	
OU5	NC7-47	6/8/21		Selenium	<	0.005		mg/L	
OU5	NC7-47	6/8/21		Silver	<	0.005		mg/L	
OU5	NC7-47	6/8/21		Thallium	<	0.005		mg/L	
OU5	NC7-47	6/8/21		Vanadium		0.05		mg/L	
OU5	NC7-47	6/8/21		Zinc	<	0.02		mg/L	
OU5	NC7-48	6/3/21		Fluoride		0.11		mg/L	
OU5	NC7-48	6/3/21		Lithium		0.059		mg/L	
OU5	NC7-48	6/3/21		Nitrate (as NO3)		19		mg/L	
OU5	NC7-48	6/3/21		Perchlorate	<	4		ug/L	H
OU5	NC7-48	6/3/21		1,1-Dichloroethane	<	0.5		ug/L	
OU5	NC7-48	6/3/21		1,1-Dichloroethene	<	0.5		ug/L	
OU5	NC7-48	6/3/21		1,1,1-Trichloroethane	<	0.5		ug/L	
OU5	NC7-48	6/3/21		1,1,2-Trichloroethane	<	0.5		ug/L	
OU5	NC7-48	6/3/21		1,1,2,2-Tetrachloroethane	<	0.5		ug/L	
OU5	NC7-48	6/3/21		1,2-Dichlorobenzene	<	0.5		ug/L	
OU5	NC7-48	6/3/21		1,2-Dichloroethane	<	0.5		ug/L	
OU5	NC7-48	6/3/21		1,2-Dichloroethene (total)	<	1		ug/L	
OU5	NC7-48	6/3/21		1,2-Dichloropropane	<	0.5		ug/L	
OU5	NC7-48	6/3/21		1,3-Dichlorobenzene	<	0.5		ug/L	
OU5	NC7-48	6/3/21		1,4-Dichlorobenzene	<	0.5		ug/L	
OU5	NC7-48	6/3/21		2-Chloroethylvinylether	<	10		ug/L	
OU5	NC7-48	6/3/21		Bromodichloromethane	<	0.5		ug/L	
OU5	NC7-48	6/3/21		Bromoform	<	0.5		ug/L	
OU5	NC7-48	6/3/21		Bromomethane	<	1		ug/L	
OU5	NC7-48	6/3/21		Carbon tetrachloride	<	0.5		ug/L	
OU5	NC7-48	6/3/21		Chlorobenzene	<	0.5		ug/L	
OU5	NC7-48	6/3/21		Chloroethane	<	0.5		ug/L	
OU5	NC7-48	6/3/21		Chloroform	<	0.5		ug/L	
OU5	NC7-48	6/3/21		Chloromethane	<	0.5		ug/L	
OU5	NC7-48	6/3/21		cis-1,2-Dichloroethene	<	0.5		ug/L	
OU5	NC7-48	6/3/21		cis-1,3-Dichloropropene	<	0.5		ug/L	

Attachment 1. Table 1. Groundwater analytical data, Site 300, 2021.

OU	Location	Date	Sample Type	Parameter	LOS Indicator	Result	Error	Units	QA Flag
OU5	NC7-48	6/3/21		Dibromochloromethane	<	0.5		ug/L	
OU5	NC7-48	6/3/21		Dichlorodifluoromethane	<	0.5		ug/L	
OU5	NC7-48	6/3/21		Methylene chloride	<	1		ug/L	
OU5	NC7-48	6/3/21		Tetrachloroethene	<	0.5		ug/L	
OU5	NC7-48	6/3/21		trans-1,2-Dichloroethene	<	0.5		ug/L	
OU5	NC7-48	6/3/21		trans-1,3-Dichloropropene	<	0.5		ug/L	
OU5	NC7-48	6/3/21		Trichloroethene	<	0.5		ug/L	
OU5	NC7-48	6/3/21		Trichlorofluoromethane	<	0.5		ug/L	
OU5	NC7-48	6/3/21		Trichlorotrifluoroethane	<	0.5		ug/L	
OU5	NC7-48	6/3/21		Vinyl chloride	<	0.5		ug/L	
OU5	NC7-48	6/3/21		PCB 1016	<	0.5		ug/L	
OU5	NC7-48	6/3/21		PCB 1221	<	0.5		ug/L	
OU5	NC7-48	6/3/21		PCB 1232	<	0.5		ug/L	
OU5	NC7-48	6/3/21		PCB 1242	<	0.5		ug/L	
OU5	NC7-48	6/3/21		PCB 1248	<	0.5		ug/L	
OU5	NC7-48	6/3/21		PCB 1254	<	0.5		ug/L	
OU5	NC7-48	6/3/21		PCB 1260	<	0.5		ug/L	
OU5	NC7-48	6/3/21		1,3-Dinitrobenzene	<	2		ug/L	
OU5	NC7-48	6/3/21		1,3,5-Trinitrobenzene	<	2		ug/L	
OU5	NC7-48	6/3/21		2-Amino-4,6-dinitrotoluene	<	2		ug/L	
OU5	NC7-48	6/3/21		2-Nitrotoluene	<	2		ug/L	
OU5	NC7-48	6/3/21		2,4-Dinitrotoluene	<	2		ug/L	
OU5	NC7-48	6/3/21		2,6-Dinitrotoluene	<	2		ug/L	
OU5	NC7-48	6/3/21		3-Nitrotoluene	<	2		ug/L	
OU5	NC7-48	6/3/21		4-Amino-2,6-dinitrotoluene	<	2		ug/L	
OU5	NC7-48	6/3/21		4-Nitrotoluene	<	2		ug/L	
OU5	NC7-48	6/3/21		HMX	<	1		ug/L	
OU5	NC7-48	6/3/21		Nitrobenzene	<	2		ug/L	
OU5	NC7-48	6/3/21		RDX	<	1		ug/L	
OU5	NC7-48	6/3/21		TNT	<	2		ug/L	
OU5	NC7-48	6/3/21		Tritium	<	100	63.1	pCi/L	
OU5	NC7-48	6/3/21		Field Oxidation Potential (Eh)		232		mVolts	
OU5	NC7-48	6/3/21		Field pH		6.72		Units	
OU5	NC7-48	6/3/21		Field Specific Conductance		698.4		umhos/cm	
OU5	NC7-48	6/3/21		Field Temperature		20.8		Degrees C	
OU5	NC7-48	6/3/21		Total Uranium (in activity)		5.2	0.096	pCi/L	
OU5	NC7-48	6/3/21		Total Uranium (in mass)		11	0.12	ug/L	
OU5	NC7-48	6/3/21		Uranium 234 (in activity)		1.5	0.088	pCi/L	
OU5	NC7-48	6/3/21		Uranium 235 (in activity)		0.072	0.0011	pCi/L	
OU5	NC7-48	6/3/21		Uranium 235/238		0.003055	0.000033	atom/atom	
OU5	NC7-48	6/3/21		Uranium 236 (in activity)		0.017	0.00005	pCi/L	
OU5	NC7-48	6/3/21		Uranium 238 (in activity)		3.6	0.039	pCi/L	
OU5	NC7-48	6/3/21		Uranium 238 (in mass)		11	0.12	ug/L	
OU5	NC7-48	6/3/21		Antimony	<	0.06		mg/L	
OU5	NC7-48	6/3/21		Arsenic		0.0054		mg/L	
OU5	NC7-48	6/3/21		Barium		0.12		mg/L	
OU5	NC7-48	6/3/21		Beryllium	<	0.002		mg/L	
OU5	NC7-48	6/3/21		Cadmium	<	0.005		mg/L	
OU5	NC7-48	6/3/21		Chromium	<	0.01		mg/L	
OU5	NC7-48	6/3/21		Cobalt	<	0.02		mg/L	
OU5	NC7-48	6/3/21		Copper	<	0.01		mg/L	
OU5	NC7-48	6/3/21		Lead	<	0.003		mg/L	
OU5	NC7-48	6/3/21		Mercury	<	0.0002		mg/L	
OU5	NC7-48	6/3/21		Molybdenum	<	0.02		mg/L	
OU5	NC7-48	6/3/21		Nickel	<	0.02		mg/L	
OU5	NC7-48	6/3/21		Selenium	<	0.005		mg/L	
OU5	NC7-48	6/3/21		Silver	<	0.005		mg/L	
OU5	NC7-48	6/3/21		Thallium	<	0.005		mg/L	
OU5	NC7-48	6/3/21		Vanadium		0.017		mg/L	
OU5	NC7-48	6/3/21		Zinc	<	0.02		mg/L	
OU5	NC7-48	12/2/21		Tritium	<	100	58.2	pCi/L	
OU5	NC7-48	12/2/21		Field Oxidation Potential (Eh)		120		mVolts	
OU5	NC7-48	12/2/21		Field pH		6.91		Units	
OU5	NC7-48	12/2/21		Field Specific Conductance		663		umhos/cm	
OU5	NC7-48	12/2/21		Field Temperature		19		Degrees C	
OU5	NC7-49A	6/3/21		Uranium 234 and 233 (in activity)		0.842	0.165	pCi/L	O

Attachment 1. Table 1. Groundwater analytical data, Site 300, 2021.

OU	Location	Date	Sample Type	Parameter	LOS Indicator	Result	Error	Units	QA Flag
OU5	NC7-49A	6/3/21		Uranium 235 and 236 (in activity)	<	0.1	0.0384	pCi/L	
OU5	NC7-49A	6/3/21		Uranium 238 (in activity)		0.716	0.148	pCi/L	
OU5	NC7-49A	6/3/21		Tritium	<	100	61.2	pCi/L	
OU5	NC7-49A	6/3/21		Field Oxidation Potential (Eh)		484		mVolts	
OU5	NC7-49A	6/3/21		Field pH		7.56		Units	
OU5	NC7-49A	6/3/21		Field Specific Conductance		684.3		umhos/cm	
OU5	NC7-49A	6/3/21		Field Temperature		21		Degrees C	
OU5	NC7-49A	6/3/21	DUP	Uranium 234 and 233 (in activity)		0.943	0.185	pCi/L	O
OU5	NC7-49A	6/3/21	DUP	Uranium 235 and 236 (in activity)	<	0.1	0.0598	pCi/L	
OU5	NC7-49A	6/3/21	DUP	Uranium 238 (in activity)		0.595	0.141	pCi/L	
OU5	NC7-49A	6/3/21	DUP	Tritium	<	100	56.9	pCi/L	
OU5	NC7-49A	12/6/21		Tritium	<	100	59.7	pCi/L	
OU5	NC7-49A	12/6/21		Field Oxidation Potential (Eh)		217		mVolts	
OU5	NC7-49A	12/6/21		Field pH		7.56		Units	
OU5	NC7-49A	12/6/21		Field Specific Conductance		604.6		umhos/cm	
OU5	NC7-49A	12/6/21		Field Temperature		17.5		Degrees C	
OU5	NC7-51	3/2/21		Tritium		78900	15300	pCi/L	
OU5	NC7-51	3/2/21		Total Uranium (in activity)		53.5	1.1	pCi/L	
OU5	NC7-51	3/2/21		Total Uranium (in mass)		83.4	0.3	ug/L	
OU5	NC7-51	3/2/21		Uranium 234 (in activity)		24.6	1.1	pCi/L	
OU5	NC7-51	3/2/21		Uranium 235 (in activity)		1.0127	0.008	pCi/L	
OU5	NC7-51	3/2/21		Uranium 235/238		0.005652	0.000039	atom/atom	
OU5	NC7-51	3/2/21		Uranium 236 (in activity)		0.0589	0.0021	pCi/L	
OU5	NC7-51	3/2/21		Uranium 238 (in activity)		27.86	0.1	pCi/L	
OU5	NC7-51	3/2/21		Uranium 238 (in mass)		82.94	0.3	ug/L	
OU5	NC7-51	6/3/21		Nitrate (as NO3)		23		mg/L	
OU5	NC7-51	6/3/21		Perchlorate	<	4		ug/L	
OU5	NC7-51	6/3/21		1,1-Dichloroethane	<	0.5		ug/L	
OU5	NC7-51	6/3/21		1,1-Dichloroethene	<	0.5		ug/L	
OU5	NC7-51	6/3/21		1,1,1-Trichloroethane	<	0.5		ug/L	
OU5	NC7-51	6/3/21		1,1,2-Trichloroethane	<	0.5		ug/L	
OU5	NC7-51	6/3/21		1,1,2,2-Tetrachloroethane	<	0.5		ug/L	
OU5	NC7-51	6/3/21		1,2-Dichlorobenzene	<	0.5		ug/L	
OU5	NC7-51	6/3/21		1,2-Dichloroethane	<	0.5		ug/L	
OU5	NC7-51	6/3/21		1,2-Dichloroethene (total)	<	1		ug/L	
OU5	NC7-51	6/3/21		1,2-Dichloropropane	<	0.5		ug/L	
OU5	NC7-51	6/3/21		1,3-Dichlorobenzene	<	0.5		ug/L	
OU5	NC7-51	6/3/21		1,4-Dichlorobenzene	<	0.5		ug/L	
OU5	NC7-51	6/3/21		2-Chloroethylvinylether	<	1		ug/L	
OU5	NC7-51	6/3/21		Bromodichloromethane	<	0.5		ug/L	
OU5	NC7-51	6/3/21		Bromoform	<	0.5		ug/L	
OU5	NC7-51	6/3/21		Bromomethane	<	0.5		ug/L	
OU5	NC7-51	6/3/21		Carbon tetrachloride	<	0.5		ug/L	
OU5	NC7-51	6/3/21		Chlorobenzene	<	0.5		ug/L	
OU5	NC7-51	6/3/21		Chloroethane	<	0.5		ug/L	
OU5	NC7-51	6/3/21		Chloroform	<	0.5		ug/L	
OU5	NC7-51	6/3/21		Chloromethane	<	0.5		ug/L	
OU5	NC7-51	6/3/21		cis-1,2-Dichloroethene	<	0.5		ug/L	
OU5	NC7-51	6/3/21		cis-1,3-Dichloropropene	<	0.5		ug/L	
OU5	NC7-51	6/3/21		Dibromochloromethane	<	0.5		ug/L	
OU5	NC7-51	6/3/21		Dichlorodifluoromethane	<	0.5		ug/L	
OU5	NC7-51	6/3/21		Methylene chloride	<	0.5		ug/L	
OU5	NC7-51	6/3/21		Tetrachloroethene	<	0.5		ug/L	
OU5	NC7-51	6/3/21		trans-1,2-Dichloroethene	<	0.5		ug/L	
OU5	NC7-51	6/3/21		trans-1,3-Dichloropropene	<	0.5		ug/L	
OU5	NC7-51	6/3/21		Trichloroethene		0.63		ug/L	
OU5	NC7-51	6/3/21		Trichlorofluoromethane	<	0.5		ug/L	
OU5	NC7-51	6/3/21		Trichlorotrifluoroethane	<	0.5		ug/L	L
OU5	NC7-51	6/3/21		Vinyl chloride	<	0.5		ug/L	
OU5	NC7-51	6/3/21		Tritium		76600	14900	pCi/L	
OU5	NC7-51	6/3/21		Field Oxidation Potential (Eh)		185		mVolts	
OU5	NC7-51	6/3/21		Field pH		7.95		Units	
OU5	NC7-51	6/3/21		Field Specific Conductance		1429		umhos/cm	
OU5	NC7-51	6/3/21		Field Temperature		21.1		Degrees C	
OU5	NC7-51	6/3/21		Total Uranium (in activity)		55	0.63	pCi/L	
OU5	NC7-51	6/3/21		Total Uranium (in mass)		84	0.24	ug/L	

Attachment 1. Table 1. Groundwater analytical data, Site 300, 2021.

OU	Location	Date	Sample Type	Parameter	LOS Indicator	Result	Error	Units	QA Flag
OU5	NC7-51	6/3/21		Uranium 234 (in activity)		25	0.62	pCi/L	
OU5	NC7-51	6/3/21		Uranium 235 (in activity)		1	0.0065	pCi/L	
OU5	NC7-51	6/3/21		Uranium 235/238		0.005737	0.000032	atom/atom	
OU5	NC7-51	6/3/21		Uranium 236 (in activity)		0.057	0.00072	pCi/L	
OU5	NC7-51	6/3/21		Uranium 238 (in activity)		28	0.08	pCi/L	
OU5	NC7-51	6/3/21		Uranium 238 (in mass)		83	0.24	ug/L	
OU5	NC7-52	3/9/21		Tritium		19900	3870	pCi/L	
OU5	NC7-52	3/9/21		Field Oxidation Potential (Eh)		71		mVolts	
OU5	NC7-52	3/9/21		Field pH		7.68		Units	
OU5	NC7-52	3/9/21		Field Specific Conductance		507.7		umhos/cm	
OU5	NC7-52	3/9/21		Field Temperature		19.2		Degrees C	
OU5	NC7-52	6/3/21		Uranium 234 and 233 (in activity)		0.633	0.118	pCi/L	O
OU5	NC7-52	6/3/21		Uranium 235 and 236 (in activity)	<	0.1	0.0275	pCi/L	
OU5	NC7-52	6/3/21		Uranium 238 (in activity)		0.365	0.084	pCi/L	
OU5	NC7-52	6/3/21		Nitrate (as NO3)		20		mg/L	
OU5	NC7-52	6/3/21		Perchlorate		4.6		ug/L	
OU5	NC7-52	6/3/21		1,1-Dichloroethane	<	0.5		ug/L	
OU5	NC7-52	6/3/21		1,1-Dichloroethene	<	0.5		ug/L	
OU5	NC7-52	6/3/21		1,1,1-Trichloroethane	<	0.5		ug/L	
OU5	NC7-52	6/3/21		1,1,2-Trichloroethane	<	0.5		ug/L	
OU5	NC7-52	6/3/21		1,1,2,2-Tetrachloroethane	<	0.5		ug/L	
OU5	NC7-52	6/3/21		1,2-Dichlorobenzene	<	0.5		ug/L	
OU5	NC7-52	6/3/21		1,2-Dichloroethane	<	0.5		ug/L	
OU5	NC7-52	6/3/21		1,2-Dichloroethene (total)	<	1		ug/L	
OU5	NC7-52	6/3/21		1,2-Dichloropropane	<	0.5		ug/L	
OU5	NC7-52	6/3/21		1,3-Dichlorobenzene	<	0.5		ug/L	
OU5	NC7-52	6/3/21		1,4-Dichlorobenzene	<	0.5		ug/L	
OU5	NC7-52	6/3/21		2-Chloroethylvinylether	<	1		ug/L	
OU5	NC7-52	6/3/21		Bromodichloromethane	<	0.5		ug/L	
OU5	NC7-52	6/3/21		Bromoform	<	0.5		ug/L	
OU5	NC7-52	6/3/21		Bromomethane	<	0.5		ug/L	
OU5	NC7-52	6/3/21		Carbon tetrachloride	<	0.5		ug/L	L
OU5	NC7-52	6/3/21		Chlorobenzene	<	0.5		ug/L	
OU5	NC7-52	6/3/21		Chloroethane	<	0.5		ug/L	
OU5	NC7-52	6/3/21		Chloroform	<	0.5		ug/L	
OU5	NC7-52	6/3/21		Chloromethane	<	0.5		ug/L	
OU5	NC7-52	6/3/21		cis-1,2-Dichloroethene	<	0.5		ug/L	
OU5	NC7-52	6/3/21		cis-1,3-Dichloropropene	<	0.5		ug/L	
OU5	NC7-52	6/3/21		Dibromochloromethane	<	0.5		ug/L	
OU5	NC7-52	6/3/21		Dichlorodifluoromethane	<	0.5		ug/L	
OU5	NC7-52	6/3/21		Methylene chloride	<	0.5		ug/L	
OU5	NC7-52	6/3/21		Tetrachloroethene	<	0.5		ug/L	
OU5	NC7-52	6/3/21		trans-1,2-Dichloroethene	<	0.5		ug/L	
OU5	NC7-52	6/3/21		trans-1,3-Dichloropropene	<	0.5		ug/L	
OU5	NC7-52	6/3/21		Trichloroethene	<	0.5		ug/L	
OU5	NC7-52	6/3/21		Trichlorofluoromethane	<	0.5		ug/L	
OU5	NC7-52	6/3/21		Trichlorotrifluoroethane	<	0.5		ug/L	L
OU5	NC7-52	6/3/21		Vinyl chloride	<	0.5		ug/L	
OU5	NC7-52	6/3/21		Field Oxidation Potential (Eh)		287		mVolts	
OU5	NC7-52	6/3/21		Field pH		7.99		Units	
OU5	NC7-52	6/3/21		Field Specific Conductance		474.6		umhos/cm	
OU5	NC7-53	6/8/21		Uranium 234 and 233 (in activity)		0.619	0.108	pCi/L	O
OU5	NC7-53	6/8/21		Uranium 235 and 236 (in activity)	<	0.1	0.0288	pCi/L	
OU5	NC7-53	6/8/21		Uranium 238 (in activity)		0.649	0.11	pCi/L	
OU5	NC7-53	6/8/21		Nitrate (as NO3)		16		mg/L	
OU5	NC7-53	6/8/21		Perchlorate	<	4		ug/L	
OU5	NC7-53	6/8/21		Tritium	<	100	62.4	pCi/L	
OU5	NC7-53	6/8/21		Field Oxidation Potential (Eh)		181		mVolts	
OU5	NC7-53	6/8/21		Field pH		8.22		Units	
OU5	NC7-53	6/8/21		Field Specific Conductance		479.2		umhos/cm	
OU5	NC7-53	6/8/21		Field Temperature		18.3		Degrees C	
OU5	NC7-56	5/17/21		Uranium 234 and 233 (in activity)		1.51	0.211	pCi/L	
OU5	NC7-56	5/17/21		Uranium 235 and 236 (in activity)	<	0.1	0.0443	pCi/L	
OU5	NC7-56	5/17/21		Uranium 238 (in activity)		1.33	0.192	pCi/L	
OU5	NC7-56	5/17/21		Perchlorate		4.7		ug/L	
OU5	NC7-56	5/17/21		1,3-Dinitrobenzene	<	2.5		ug/L	D

Attachment 1. Table 1. Groundwater analytical data, Site 300, 2021.

OU	Location	Date	Sample Type	Parameter	LOS Indicator	Result	Error	Units	QA Flag
OU5	NC7-56	5/17/21		1,3,5-Trinitrobenzene	<	2.5		ug/L	D
OU5	NC7-56	5/17/21		2-Amino-4,6-dinitrotoluene	<	2.5		ug/L	D
OU5	NC7-56	5/17/21		2-Nitrotoluene	<	2.5		ug/L	D
OU5	NC7-56	5/17/21		2,4-Dinitrotoluene	<	2.5		ug/L	D
OU5	NC7-56	5/17/21		2,6-Dinitrotoluene	<	2.5		ug/L	D
OU5	NC7-56	5/17/21		3-Nitrotoluene	<	2.5		ug/L	D
OU5	NC7-56	5/17/21		4-Amino-2,6-dinitrotoluene	<	2.5		ug/L	D
OU5	NC7-56	5/17/21		4-Nitrotoluene	<	2.5		ug/L	D
OU5	NC7-56	5/17/21		HMX	<	1.2		ug/L	D
OU5	NC7-56	5/17/21		Nitrobenzene	<	2.5		ug/L	D
OU5	NC7-56	5/17/21		RDX	<	1.2		ug/L	D
OU5	NC7-56	5/17/21		Tetryl	<	2.5		ug/L	D
OU5	NC7-56	5/17/21		TNT	<	2.5		ug/L	D
OU5	NC7-56	5/17/21		Tritium		3820	762	pCi/L	
OU5	NC7-56	5/17/21		Field Oxidation Potential (Eh)		50		mVolts	
OU5	NC7-56	5/17/21		Field pH		7.91		Units	
OU5	NC7-56	5/17/21		Field Specific Conductance		817.5		umhos/cm	
OU5	NC7-56	5/17/21		Field Temperature		18		Degrees C	
OU5	NC7-56	10/12/21		Tritium		4210	840	pCi/L	
OU5	NC7-56	10/12/21		Field Oxidation Potential (Eh)		227		mVolts	
OU5	NC7-56	10/12/21		Field pH		7.64		Units	
OU5	NC7-56	10/12/21		Field Specific Conductance		789.9		umhos/cm	
OU5	NC7-56	10/12/21		Field Temperature		14.3		Degrees C	
OU5	NC7-56	11/10/21		Perchlorate		6.4		ug/L	
OU5	NC7-56	11/10/21		Field Oxidation Potential (Eh)		43		mVolts	
OU5	NC7-56	11/10/21		Field pH		7.89		Units	
OU5	NC7-56	11/10/21		Field Specific Conductance		769.1		umhos/cm	
OU5	NC7-56	11/10/21		Field Temperature		18		Degrees C	
OU5	NC7-60	3/16/21		Perchlorate	<	4		ug/L	
OU5	NC7-60	4/26/21		Nitrate (as NO3)		1.7		mg/L	
OU5	NC7-60	4/26/21		1,3-Dinitrobenzene	<	2		ug/L	
OU5	NC7-60	4/26/21		1,3,5-Trinitrobenzene	<	2		ug/L	
OU5	NC7-60	4/26/21		2-Amino-4,6-dinitrotoluene	<	2		ug/L	
OU5	NC7-60	4/26/21		2-Nitrotoluene	<	2		ug/L	
OU5	NC7-60	4/26/21		2,4-Dinitrotoluene	<	2		ug/L	
OU5	NC7-60	4/26/21		2,6-Dinitrotoluene	<	2		ug/L	
OU5	NC7-60	4/26/21		3-Nitrotoluene	<	2		ug/L	
OU5	NC7-60	4/26/21		4-Amino-2,6-dinitrotoluene	<	2		ug/L	
OU5	NC7-60	4/26/21		4-Nitrotoluene	<	2		ug/L	
OU5	NC7-60	4/26/21		HMX	<	1		ug/L	
OU5	NC7-60	4/26/21		Nitrobenzene	<	2		ug/L	
OU5	NC7-60	4/26/21		RDX	<	1		ug/L	
OU5	NC7-60	4/26/21		TNT	<	2		ug/L	
OU5	NC7-60	4/26/21		Tritium		711	169	pCi/L	
OU5	NC7-60	4/26/21		Field Oxidation Potential (Eh)		252		mVolts	
OU5	NC7-60	4/26/21		Field pH		8.33		Units	
OU5	NC7-60	4/26/21		Field Specific Conductance		562		umhos/cm	
OU5	NC7-60	4/26/21		Field Temperature		10.1		Degrees C	
OU5	NC7-60	12/7/21		1,3-Dinitrobenzene	<	2		ug/L	
OU5	NC7-60	12/7/21		1,3,5-Trinitrobenzene	<	2		ug/L	
OU5	NC7-60	12/7/21		2-Amino-4,6-dinitrotoluene	<	2		ug/L	
OU5	NC7-60	12/7/21		2-Nitrotoluene	<	2		ug/L	
OU5	NC7-60	12/7/21		2,4-Dinitrotoluene	<	2		ug/L	
OU5	NC7-60	12/7/21		2,6-Dinitrotoluene	<	2		ug/L	
OU5	NC7-60	12/7/21		3-Nitrotoluene	<	2		ug/L	
OU5	NC7-60	12/7/21		4-Amino-2,6-dinitrotoluene	<	2		ug/L	
OU5	NC7-60	12/7/21		4-Nitrotoluene	<	2		ug/L	
OU5	NC7-60	12/7/21		HMX	<	1		ug/L	
OU5	NC7-60	12/7/21		Nitrobenzene	<	2		ug/L	
OU5	NC7-60	12/7/21		RDX	<	1		ug/L	
OU5	NC7-60	12/7/21		TNT	<	2		ug/L	
OU5	NC7-60	12/7/21		Tritium		875	268	pCi/L	
OU5	NC7-60	12/7/21		Field Oxidation Potential (Eh)		171		mVolts	
OU5	NC7-60	12/7/21		Field pH		7.94		Units	
OU5	NC7-60	12/7/21		Field Specific Conductance		597.1		umhos/cm	
OU5	NC7-60	12/7/21		Field Temperature		17.5		Degrees C	

Attachment 1. Table 1. Groundwater analytical data, Site 300, 2021.

OU	Location	Date	Sample Type	Parameter	LOS Indicator	Result	Error	Units	QA Flag
OU5	NC7-61	1/7/21		Perchlorate		29		ug/L	D
OU5	NC7-61	1/7/21		Field Oxidation Potential (Eh)		41		mVolts	
OU5	NC7-61	1/7/21		Field pH		7.87		Units	
OU5	NC7-61	1/7/21		Field Specific Conductance		712.4		umhos/cm	
OU5	NC7-61	1/7/21		Field Temperature		17.4		Degrees C	
OU5	NC7-61	1/7/21	DUP	Perchlorate		29		ug/L	D
OU5	NC7-61	5/6/21		Nitrate (as NO3)		53		mg/L	
OU5	NC7-61	5/6/21		Perchlorate		33		ug/L	D
OU5	NC7-61	5/6/21		PCB 1016	<	0.57		ug/L	D
OU5	NC7-61	5/6/21		PCB 1221	<	0.57		ug/L	D
OU5	NC7-61	5/6/21		PCB 1232	<	0.57		ug/L	D
OU5	NC7-61	5/6/21		PCB 1242	<	0.57		ug/L	D
OU5	NC7-61	5/6/21		PCB 1248	<	0.57		ug/L	D
OU5	NC7-61	5/6/21		PCB 1254	<	0.57		ug/L	D
OU5	NC7-61	5/6/21		PCB 1260	<	0.57		ug/L	D
OU5	NC7-61	5/6/21		1,3-Dinitrobenzene	<	2		ug/L	D
OU5	NC7-61	5/6/21		1,3,5-Trinitrobenzene	<	2		ug/L	D
OU5	NC7-61	5/6/21		2-Amino-4,6-dinitrotoluene	<	2		ug/L	D
OU5	NC7-61	5/6/21		2-Nitrotoluene	<	2		ug/L	D
OU5	NC7-61	5/6/21		2,4-Dinitrotoluene	<	2		ug/L	D
OU5	NC7-61	5/6/21		2,6-Dinitrotoluene	<	2		ug/L	D
OU5	NC7-61	5/6/21		3-Nitrotoluene	<	2		ug/L	D
OU5	NC7-61	5/6/21		4-Amino-2,6-dinitrotoluene	<	2		ug/L	D
OU5	NC7-61	5/6/21		4-Nitrotoluene	<	2		ug/L	D
OU5	NC7-61	5/6/21		HMX		6.5		ug/L	D
OU5	NC7-61	5/6/21		Nitrobenzene	<	2		ug/L	D
OU5	NC7-61	5/6/21		RDX		4		ug/L	D
OU5	NC7-61	5/6/21		Tetryl	<	2		ug/L	D
OU5	NC7-61	5/6/21		TNT	<	2		ug/L	D
OU5	NC7-61	5/6/21		Gross alpha		4.12	1.91	pCi/L	
OU5	NC7-61	5/6/21		Gross beta		4.44	1.32	pCi/L	
OU5	NC7-61	5/6/21		Tritium		10000	1960	pCi/L	
OU5	NC7-61	5/6/21		Field Oxidation Potential (Eh)		256		mVolts	
OU5	NC7-61	5/6/21		Field pH		7.53		Units	
OU5	NC7-61	5/6/21		Field Specific Conductance		705.7		umhos/cm	
OU5	NC7-61	5/6/21		Field Temperature		18.2		Degrees C	
OU5	NC7-61	5/6/21		Total Uranium (in activity)		3.9	0.051	pCi/L	
OU5	NC7-61	5/6/21		Total Uranium (in mass)		6.2	0.015	ug/L	
OU5	NC7-61	5/6/21		Uranium 234 (in activity)		1.7	0.05	pCi/L	
OU5	NC7-61	5/6/21		Uranium 235 (in activity)		0.054	0.00036	pCi/L	
OU5	NC7-61	5/6/21		Uranium 235/238		0.004089	0.000025	atom/atom	
OU5	NC7-61	5/6/21		Uranium 236 (in activity)		0.0079	0.000034	pCi/L	
OU5	NC7-61	5/6/21		Uranium 238 (in activity)		2.1	0.0049	pCi/L	
OU5	NC7-61	5/6/21		Uranium 238 (in mass)		6.1	0.015	ug/L	
OU5	NC7-61	7/7/21		Perchlorate		30		ug/L	
OU5	NC7-61	7/7/21		Field Oxidation Potential (Eh)		81		mVolts	
OU5	NC7-61	7/7/21		Field pH		7.57		Units	
OU5	NC7-61	7/7/21		Field Specific Conductance		699.1		umhos/cm	
OU5	NC7-61	7/7/21		Field Temperature		22.1		Degrees C	
OU5	NC7-61	7/7/21	DUP	Perchlorate		31		ug/L	
OU5	NC7-61	10/21/21		Perchlorate		31		ug/L	
OU5	NC7-61	10/21/21		1,3-Dinitrobenzene	<	2		ug/L	
OU5	NC7-61	10/21/21		1,3,5-Trinitrobenzene	<	2		ug/L	
OU5	NC7-61	10/21/21		2-Amino-4,6-dinitrotoluene	<	2		ug/L	
OU5	NC7-61	10/21/21		2-Nitrotoluene	<	2		ug/L	
OU5	NC7-61	10/21/21		2,4-Dinitrotoluene	<	2		ug/L	
OU5	NC7-61	10/21/21		2,6-Dinitrotoluene	<	2		ug/L	
OU5	NC7-61	10/21/21		3-Nitrotoluene	<	2		ug/L	
OU5	NC7-61	10/21/21		4-Amino-2,6-dinitrotoluene	<	2		ug/L	
OU5	NC7-61	10/21/21		4-Nitrotoluene	<	2		ug/L	
OU5	NC7-61	10/21/21		HMX		6.6		ug/L	
OU5	NC7-61	10/21/21		Nitrobenzene	<	2		ug/L	
OU5	NC7-61	10/21/21		RDX		3.8		ug/L	
OU5	NC7-61	10/21/21		Tetryl	<	2		ug/L	
OU5	NC7-61	10/21/21		TNT	<	2		ug/L	
OU5	NC7-61	10/21/21		Tritium		10700	2090	pCi/L	

Attachment 1. Table 1. Groundwater analytical data, Site 300, 2021.

OU	Location	Date	Sample Type	Parameter	LOS Indicator	Result	Error	Units	QA Flag
OU5	NC7-61	10/21/21		Field Oxidation Potential (Eh)		52		mVolts	
OU5	NC7-61	10/21/21		Field pH		7.28		Units	
OU5	NC7-61	10/21/21		Field Specific Conductance		703.7		umhos/cm	
OU5	NC7-61	10/21/21		Field Temperature		19.3		Degrees C	
OU5	NC7-61	10/21/21	DUP	Perchlorate		32		ug/L	
OU5	NC7-61	10/21/21	DUP	1,3-Dinitrobenzene	<	2		ug/L	
OU5	NC7-61	10/21/21	DUP	1,3,5-Trinitrobenzene	<	2		ug/L	
OU5	NC7-61	10/21/21	DUP	2-Amino-4,6-dinitrotoluene	<	2		ug/L	
OU5	NC7-61	10/21/21	DUP	2-Nitrotoluene	<	2		ug/L	
OU5	NC7-61	10/21/21	DUP	2,4-Dinitrotoluene	<	2		ug/L	
OU5	NC7-61	10/21/21	DUP	2,6-Dinitrotoluene	<	2		ug/L	
OU5	NC7-61	10/21/21	DUP	3-Nitrotoluene	<	2		ug/L	
OU5	NC7-61	10/21/21	DUP	4-Amino-2,6-dinitrotoluene	<	2		ug/L	
OU5	NC7-61	10/21/21	DUP	4-Nitrotoluene	<	2		ug/L	
OU5	NC7-61	10/21/21	DUP	HMX		7		ug/L	
OU5	NC7-61	10/21/21	DUP	Nitrobenzene	<	2		ug/L	
OU5	NC7-61	10/21/21	DUP	RDX		4		ug/L	
OU5	NC7-61	10/21/21	DUP	Tetryl	<	2		ug/L	
OU5	NC7-61	10/21/21	DUP	TNT	<	2		ug/L	
OU5	NC7-61	10/21/21	DUP	Tritium		11500	2250	pCi/L	
OU5	NC7-62	5/17/21		Nitrate (as NO3)		37		mg/L	
OU5	NC7-62	5/17/21		Perchlorate		6.2		ug/L	
OU5	NC7-62	5/17/21		Tritium		3440	688	pCi/L	
OU5	NC7-62	5/17/21		Field Oxidation Potential (Eh)		30		mVolts	
OU5	NC7-62	5/17/21		Field pH		7.72		Units	
OU5	NC7-62	5/17/21		Field Specific Conductance		714.1		umhos/cm	
OU5	NC7-62	5/17/21		Field Temperature		17.7		Degrees C	
OU5	NC7-62	10/12/21		Perchlorate		6.6		ug/L	
OU5	NC7-62	10/12/21		Tritium		3790	757	pCi/L	
OU5	NC7-62	10/12/21		Field Oxidation Potential (Eh)		213		mVolts	
OU5	NC7-62	10/12/21		Field pH		7.74		Units	
OU5	NC7-62	10/12/21		Field Specific Conductance		738.6		umhos/cm	
OU5	NC7-62	10/12/21		Field Temperature		17.7		Degrees C	
OU5	NC7-62	10/12/21	DUP	Tritium		4490	740	pCi/L	
OU5	NC7-62	11/10/21		Perchlorate		5.9		ug/L	
OU5	NC7-62	11/10/21		Field Oxidation Potential (Eh)		36		mVolts	
OU5	NC7-62	11/10/21		Field pH		8.04		Units	
OU5	NC7-62	11/10/21		Field Specific Conductance		730.3		umhos/cm	
OU5	NC7-62	11/10/21		Field Temperature		18.2		Degrees C	
OU5	NC7-64	4/7/21		Uranium 234 and 233 (in activity)		49.5	6.32	pCi/L	
OU5	NC7-64	4/7/21		Uranium 235 and 236 (in activity)		2.41	0.446	pCi/L	
OU5	NC7-64	4/7/21		Uranium 238 (in activity)		54.9	7	pCi/L	
OU5	NC7-64	4/7/21		Nitrate (as NO3)		50		mg/L	D
OU5	NC7-64	4/7/21		Perchlorate		6.7		ug/L	
OU5	NC7-64	4/7/21		1,1-Dichloroethane	<	0.5		ug/L	
OU5	NC7-64	4/7/21		1,1-Dichloroethene	<	0.5		ug/L	
OU5	NC7-64	4/7/21		1,1,1-Trichloroethane	<	0.5		ug/L	
OU5	NC7-64	4/7/21		1,1,2-Trichloroethane	<	0.5		ug/L	
OU5	NC7-64	4/7/21		1,1,2,2-Tetrachloroethane	<	0.5		ug/L	
OU5	NC7-64	4/7/21		1,2-Dichlorobenzene	<	0.5		ug/L	
OU5	NC7-64	4/7/21		1,2-Dichloroethane	<	0.5		ug/L	
OU5	NC7-64	4/7/21		1,2-Dichloroethene (total)	<	1		ug/L	
OU5	NC7-64	4/7/21		1,2-Dichloropropane	<	0.5		ug/L	
OU5	NC7-64	4/7/21		1,3-Dichlorobenzene	<	0.5		ug/L	
OU5	NC7-64	4/7/21		1,4-Dichlorobenzene	<	0.5		ug/L	
OU5	NC7-64	4/7/21		2-Chloroethylvinylether	<	10		ug/L	
OU5	NC7-64	4/7/21		Bromodichloromethane	<	0.5		ug/L	
OU5	NC7-64	4/7/21		Bromoform	<	0.5		ug/L	
OU5	NC7-64	4/7/21		Bromomethane	<	1		ug/L	
OU5	NC7-64	4/7/21		Carbon tetrachloride	<	0.5		ug/L	
OU5	NC7-64	4/7/21		Chlorobenzene	<	0.5		ug/L	
OU5	NC7-64	4/7/21		Chloroethane	<	0.5		ug/L	
OU5	NC7-64	4/7/21		Chloroform	<	0.5		ug/L	
OU5	NC7-64	4/7/21		Chloromethane	<	0.5		ug/L	
OU5	NC7-64	4/7/21		cis-1,2-Dichloroethene	<	0.5		ug/L	
OU5	NC7-64	4/7/21		cis-1,3-Dichloropropene	<	0.5		ug/L	

Attachment 1. Table 1. Groundwater analytical data, Site 300, 2021.

OU	Location	Date	Sample Type	Parameter	LOS Indicator	Result	Error	Units	QA Flag
OU5	NC7-64	4/7/21		Dibromochloromethane	<	0.5		ug/L	
OU5	NC7-64	4/7/21		Dichlorodifluoromethane	<	0.5		ug/L	
OU5	NC7-64	4/7/21		Methylene chloride	<	1		ug/L	
OU5	NC7-64	4/7/21		Tetrachloroethene	<	0.5		ug/L	
OU5	NC7-64	4/7/21		trans-1,2-Dichloroethene	<	0.5		ug/L	
OU5	NC7-64	4/7/21		trans-1,3-Dichloropropene	<	0.5		ug/L	
OU5	NC7-64	4/7/21		Trichloroethene	<	0.5		ug/L	
OU5	NC7-64	4/7/21		Trichlorofluoromethane	<	0.5		ug/L	
OU5	NC7-64	4/7/21		Trichlorotrifluoroethane	<	0.5		ug/L	
OU5	NC7-64	4/7/21		Vinyl chloride	<	0.5		ug/L	
OU5	NC7-64	4/7/21		Tritium		68800	13400	pCi/L	
OU5	NC7-64	12/8/21		Uranium 234 and 233 (in activity)		57.7	7.01	pCi/L	
OU5	NC7-64	12/8/21		Uranium 235 and 236 (in activity)		3.2	0.515	pCi/L	
OU5	NC7-64	12/8/21		Uranium 238 (in activity)		62.1	7.54	pCi/L	
OU5	NC7-64	12/8/21		Perchlorate		7.5		ug/L	H
OU5	NC7-64	12/8/21		1,1-Dichloroethane	<	0.5		ug/L	
OU5	NC7-64	12/8/21		1,1-Dichloroethene	<	0.5		ug/L	
OU5	NC7-64	12/8/21		1,1,1-Trichloroethane	<	0.5		ug/L	
OU5	NC7-64	12/8/21		1,1,2-Trichloroethane	<	0.5		ug/L	
OU5	NC7-64	12/8/21		1,1,2,2-Tetrachloroethane	<	0.5		ug/L	
OU5	NC7-64	12/8/21		1,2-Dichlorobenzene	<	0.5		ug/L	
OU5	NC7-64	12/8/21		1,2-Dichloroethane	<	0.5		ug/L	
OU5	NC7-64	12/8/21		1,2-Dichloroethene (total)	<	1		ug/L	
OU5	NC7-64	12/8/21		1,2-Dichloropropane	<	0.5		ug/L	
OU5	NC7-64	12/8/21		1,3-Dichlorobenzene	<	0.5		ug/L	
OU5	NC7-64	12/8/21		1,4-Dichlorobenzene	<	0.5		ug/L	
OU5	NC7-64	12/8/21		2-Chloroethylvinylether	<	10		ug/L	
OU5	NC7-64	12/8/21		Bromodichloromethane	<	0.5		ug/L	
OU5	NC7-64	12/8/21		Bromoform	<	0.5		ug/L	
OU5	NC7-64	12/8/21		Bromomethane	<	1		ug/L	
OU5	NC7-64	12/8/21		Carbon tetrachloride	<	0.5		ug/L	
OU5	NC7-64	12/8/21		Chlorobenzene	<	0.5		ug/L	
OU5	NC7-64	12/8/21		Chloroethane	<	0.5		ug/L	
OU5	NC7-64	12/8/21		Chloroform	<	0.5		ug/L	
OU5	NC7-64	12/8/21		Chloromethane	<	0.5		ug/L	
OU5	NC7-64	12/8/21		cis-1,2-Dichloroethene	<	0.5		ug/L	
OU5	NC7-64	12/8/21		cis-1,3-Dichloropropene	<	0.5		ug/L	
OU5	NC7-64	12/8/21		Dibromochloromethane	<	0.5		ug/L	
OU5	NC7-64	12/8/21		Dichlorodifluoromethane	<	0.5		ug/L	
OU5	NC7-64	12/8/21		Methylene chloride	<	1		ug/L	
OU5	NC7-64	12/8/21		Tetrachloroethene	<	0.5		ug/L	
OU5	NC7-64	12/8/21		trans-1,2-Dichloroethene	<	0.5		ug/L	
OU5	NC7-64	12/8/21		trans-1,3-Dichloropropene	<	0.5		ug/L	
OU5	NC7-64	12/8/21		Trichloroethene	<	0.5		ug/L	
OU5	NC7-64	12/8/21		Trichlorofluoromethane	<	0.5		ug/L	
OU5	NC7-64	12/8/21		Trichlorotrifluoroethane	<	0.5		ug/L	
OU5	NC7-64	12/8/21		Vinyl chloride	<	0.5		ug/L	
OU5	NC7-64	12/8/21		Tritium		72800	14300	pCi/L	
OU5	NC7-64	12/8/21		Total Uranium (in activity)		120	1.7	pCi/L	D
OU5	NC7-64	12/8/21		Total Uranium (in mass)		180	0.29	ug/L	D
OU5	NC7-64	12/8/21		Uranium 234 (in activity)		57	1.7	pCi/L	D
OU5	NC7-64	12/8/21		Uranium 234/238		0.0000518	0.0000016	atom/atom	D
OU5	NC7-64	12/8/21		Uranium 235 (in activity)		2.4	0.012	pCi/L	D
OU5	NC7-64	12/8/21		Uranium 235/238		0.006155	0.00003	atom/atom	D
OU5	NC7-64	12/8/21		Uranium 236 (in activity)		0.081	0.0039	pCi/L	D
OU5	NC7-64	12/8/21		Uranium 236/238		0.0000071	0.0000016	atom/atom	D
OU5	NC7-64	12/8/21		Uranium 238 (in activity)		59	0.099	pCi/L	D
OU5	NC7-64	12/8/21		Uranium 238 (in mass)		180	0.29	ug/L	D
OU5	NC7-65	6/3/21		Uranium 234 and 233 (in activity)		0.586	0.106	pCi/L	O
OU5	NC7-65	6/3/21		Uranium 235 and 236 (in activity)	<	0.1	0.0274	pCi/L	
OU5	NC7-65	6/3/21		Uranium 238 (in activity)		0.413	0.0843	pCi/L	
OU5	NC7-65	6/3/21		Nitrate (as NO3)	<	1		mg/L	
OU5	NC7-65	6/3/21		Perchlorate	<	4		ug/L	
OU5	NC7-65	6/3/21		1,1-Dichloroethane	<	0.5		ug/L	
OU5	NC7-65	6/3/21		1,1-Dichloroethene	<	0.5		ug/L	
OU5	NC7-65	6/3/21		1,1,1-Trichloroethane	<	0.5		ug/L	

Attachment 1. Table 1. Groundwater analytical data, Site 300, 2021.

OU	Location	Date	Sample Type	Parameter	LOS Indicator	Result	Error	Units	QA Flag
OU5	NC7-65	6/3/21		1,1,2-Trichloroethane	<	0.5		ug/L	
OU5	NC7-65	6/3/21		1,1,2,2-Tetrachloroethane	<	0.5		ug/L	
OU5	NC7-65	6/3/21		1,2-Dichlorobenzene	<	0.5		ug/L	
OU5	NC7-65	6/3/21		1,2-Dichloroethane	<	0.5		ug/L	
OU5	NC7-65	6/3/21		1,2-Dichloroethene (total)	<	1		ug/L	
OU5	NC7-65	6/3/21		1,2-Dichloropropane	<	0.5		ug/L	
OU5	NC7-65	6/3/21		1,3-Dichlorobenzene	<	0.5		ug/L	
OU5	NC7-65	6/3/21		1,4-Dichlorobenzene	<	0.5		ug/L	
OU5	NC7-65	6/3/21		2-Chloroethylvinylether	<	1		ug/L	
OU5	NC7-65	6/3/21		Bromodichloromethane	<	0.5		ug/L	
OU5	NC7-65	6/3/21		Bromoform	<	0.5		ug/L	
OU5	NC7-65	6/3/21		Bromomethane	<	0.5		ug/L	
OU5	NC7-65	6/3/21		Carbon tetrachloride	<	0.5		ug/L	
OU5	NC7-65	6/3/21		Chlorobenzene	<	0.5		ug/L	
OU5	NC7-65	6/3/21		Chloroethane	<	0.5		ug/L	
OU5	NC7-65	6/3/21		Chloroform	<	0.5		ug/L	
OU5	NC7-65	6/3/21		Chloromethane	<	0.5		ug/L	
OU5	NC7-65	6/3/21		cis-1,2-Dichloroethene	<	0.5		ug/L	
OU5	NC7-65	6/3/21		cis-1,3-Dichloropropene	<	0.5		ug/L	
OU5	NC7-65	6/3/21		Dibromochloromethane	<	0.5		ug/L	
OU5	NC7-65	6/3/21		Dichlorodifluoromethane	<	0.5		ug/L	
OU5	NC7-65	6/3/21		Methylene chloride	<	0.5		ug/L	
OU5	NC7-65	6/3/21		Tetrachloroethene	<	0.5		ug/L	
OU5	NC7-65	6/3/21		trans-1,2-Dichloroethene	<	0.5		ug/L	
OU5	NC7-65	6/3/21		trans-1,3-Dichloropropene	<	0.5		ug/L	
OU5	NC7-65	6/3/21		Trichloroethene	<	0.5		ug/L	
OU5	NC7-65	6/3/21		Trichlorofluoromethane	<	0.5		ug/L	
OU5	NC7-65	6/3/21		Trichlorotrifluoroethane	<	0.5		ug/L	
OU5	NC7-65	6/3/21		Vinyl chloride	<	0.5		ug/L	
OU5	NC7-65	6/3/21		Tritium		322	102	pCi/L	
OU5	NC7-65	6/3/21		Field Oxidation Potential (Eh)		185		mVolts	
OU5	NC7-65	6/3/21		Field pH		7.45		Units	
OU5	NC7-65	6/3/21		Field Specific Conductance		630		umhos/cm	
OU5	NC7-65	6/3/21		Field Temperature		21.9		Degrees C	
OU5	NC7-65	6/3/21		Total Uranium (in activity)		0.89	0.015	pCi/L	
OU5	NC7-65	6/3/21		Total Uranium (in mass)		1.1	0.0073	ug/L	
OU5	NC7-65	6/3/21		Uranium 234 (in activity)		0.49	0.015	pCi/L	
OU5	NC7-65	6/3/21		Uranium 235 (in activity)		0.018	0.00018	pCi/L	
OU5	NC7-65	6/3/21		Uranium 235/238		0.007229	0.000056	atom/atom	
OU5	NC7-65	6/3/21		Uranium 236 (in activity)	<	0.000073		pCi/L	
OU5	NC7-65	6/3/21		Uranium 238 (in activity)		0.38	0.0025	pCi/L	
OU5	NC7-65	6/3/21		Uranium 238 (in mass)		1.1	0.0073	ug/L	
OU5	NC7-65	12/7/21		Tritium		350	128	pCi/L	
OU5	NC7-65	12/7/21		Field Oxidation Potential (Eh)		147		mVolts	
OU5	NC7-65	12/7/21		Field pH		7.71		Units	
OU5	NC7-65	12/7/21		Field Specific Conductance		600.7		umhos/cm	
OU5	NC7-65	12/7/21		Field Temperature		17.4		Degrees C	
OU5	NC7-67	6/2/21		Field Oxidation Potential (Eh)		170		mVolts	
OU5	NC7-67	6/2/21		Field pH		8.31		Units	
OU5	NC7-67	6/2/21		Field Specific Conductance		591		umhos/cm	
OU5	NC7-67	6/2/21		Field Temperature		19.8		Degrees C	
OU5	NC7-67	6/3/21		Uranium 234 and 233 (in activity)	<	0.1	0.0483	pCi/L	O
OU5	NC7-67	6/3/21		Uranium 235 and 236 (in activity)	<	0.1	0.0251	pCi/L	
OU5	NC7-67	6/3/21		Uranium 238 (in activity)	<	0.1	0.0303	pCi/L	
OU5	NC7-67	6/3/21		Nitrate (as NO3)		2.2		mg/L	
OU5	NC7-67	6/3/21		Perchlorate	<	4		ug/L	
OU5	NC7-67	6/3/21		1,1-Dichloroethane	<	0.5		ug/L	
OU5	NC7-67	6/3/21		1,1-Dichloroethene	<	0.5		ug/L	
OU5	NC7-67	6/3/21		1,1,1-Trichloroethane	<	0.5		ug/L	
OU5	NC7-67	6/3/21		1,1,2-Trichloroethane	<	0.5		ug/L	
OU5	NC7-67	6/3/21		1,1,2,2-Tetrachloroethane	<	0.5		ug/L	
OU5	NC7-67	6/3/21		1,2-Dichlorobenzene	<	0.5		ug/L	
OU5	NC7-67	6/3/21		1,2-Dichloroethane	<	0.5		ug/L	
OU5	NC7-67	6/3/21		1,2-Dichloroethene (total)	<	1		ug/L	
OU5	NC7-67	6/3/21		1,2-Dichloropropane	<	0.5		ug/L	
OU5	NC7-67	6/3/21		1,3-Dichlorobenzene	<	0.5		ug/L	

Attachment 1. Table 1. Groundwater analytical data, Site 300, 2021.

OU	Location	Date	Sample Type	Parameter	LOS Indicator	Result	Error	Units	QA Flag
OU5	NC7-67	6/3/21		1,4-Dichlorobenzene	<	0.5		ug/L	
OU5	NC7-67	6/3/21		2-Chloroethylvinylether	<	1		ug/L	
OU5	NC7-67	6/3/21		Bromodichloromethane	<	0.5		ug/L	
OU5	NC7-67	6/3/21		Bromoform	<	0.5		ug/L	
OU5	NC7-67	6/3/21		Bromomethane	<	0.5		ug/L	
OU5	NC7-67	6/3/21		Carbon tetrachloride	<	0.5		ug/L	
OU5	NC7-67	6/3/21		Chlorobenzene	<	0.5		ug/L	
OU5	NC7-67	6/3/21		Chloroethane	<	0.5		ug/L	
OU5	NC7-67	6/3/21		Chloroform	<	0.5		ug/L	
OU5	NC7-67	6/3/21		Chloromethane	<	0.5		ug/L	
OU5	NC7-67	6/3/21		cis-1,2-Dichloroethene	<	0.5		ug/L	
OU5	NC7-67	6/3/21		cis-1,3-Dichloropropene	<	0.5		ug/L	
OU5	NC7-67	6/3/21		Dibromochloromethane	<	0.5		ug/L	
OU5	NC7-67	6/3/21		Dichlorodifluoromethane	<	0.5		ug/L	
OU5	NC7-67	6/3/21		Methylene chloride	<	0.5		ug/L	
OU5	NC7-67	6/3/21		Tetrachloroethene	<	0.5		ug/L	
OU5	NC7-67	6/3/21		trans-1,2-Dichloroethene	<	0.5		ug/L	
OU5	NC7-67	6/3/21		trans-1,3-Dichloropropene	<	0.5		ug/L	
OU5	NC7-67	6/3/21		Trichloroethene	<	0.5		ug/L	
OU5	NC7-67	6/3/21		Trichlorofluoromethane	<	0.5		ug/L	
OU5	NC7-67	6/3/21		Trichlorotrifluoroethane	<	0.5		ug/L	
OU5	NC7-67	6/3/21		Vinyl chloride	<	0.5		ug/L	
OU5	NC7-67	6/3/21		Tritium		2290	469	pCi/L	
OU5	NC7-67	11/18/21		Tritium		2360	580	pCi/L	
OU5	NC7-67	11/18/21		Field Oxidation Potential (Eh)		97		mVolts	
OU5	NC7-67	11/18/21		Field pH		7.98		Units	
OU5	NC7-67	11/18/21		Field Specific Conductance		510		umhos/cm	
OU5	NC7-67	11/18/21		Field Temperature		18.8		Degrees C	
OU5	NC7-68	6/3/21		Uranium 234 and 233 (in activity)		1.38	0.218	pCi/L	O
OU5	NC7-68	6/3/21		Uranium 235 and 236 (in activity)	<	0.1	0.0537	pCi/L	
OU5	NC7-68	6/3/21		Uranium 238 (in activity)		1.45	0.223	pCi/L	
OU5	NC7-68	6/3/21		Nitrate (as NO3)		18		mg/L	
OU5	NC7-68	6/3/21		Perchlorate		11		ug/L	
OU5	NC7-68	6/3/21		Tritium		1670	349	pCi/L	
OU5	NC7-68	6/3/21		Field Oxidation Potential (Eh)		178		mVolts	
OU5	NC7-68	6/3/21		Field pH		8.02		Units	
OU5	NC7-68	6/3/21		Field Specific Conductance		553		umhos/cm	
OU5	NC7-68	6/3/21		Field Temperature		19.8		Degrees C	
OU5	NC7-68	11/18/21		Tritium		2090	529	pCi/L	
OU5	NC7-68	11/18/21		Field Oxidation Potential (Eh)		100		mVolts	
OU5	NC7-68	11/18/21		Field pH		7.75		Units	
OU5	NC7-68	11/18/21		Field Specific Conductance		565		umhos/cm	
OU5	NC7-68	11/18/21		Field Temperature		18.9		Degrees C	
OU5	NC7-69	11/30/21		Perchlorate	<	2		ug/L	
OU5	NC7-69	11/30/21		1,3-Dinitrobenzene	<	2		ug/L	
OU5	NC7-69	11/30/21		1,3,5-Trinitrobenzene	<	2		ug/L	
OU5	NC7-69	11/30/21		2-Amino-4,6-dinitrotoluene	<	2		ug/L	
OU5	NC7-69	11/30/21		2-Nitrotoluene	<	2		ug/L	
OU5	NC7-69	11/30/21		2,4-Dinitrotoluene	<	2		ug/L	
OU5	NC7-69	11/30/21		2,6-Dinitrotoluene	<	2		ug/L	
OU5	NC7-69	11/30/21		3-Nitrotoluene	<	2		ug/L	
OU5	NC7-69	11/30/21		4-Amino-2,6-dinitrotoluene	<	2		ug/L	
OU5	NC7-69	11/30/21		4-Nitrotoluene	<	2		ug/L	
OU5	NC7-69	11/30/21		HMX	<	1		ug/L	
OU5	NC7-69	11/30/21		Nitrobenzene	<	2		ug/L	
OU5	NC7-69	11/30/21		RDX	<	1		ug/L	
OU5	NC7-69	11/30/21		Tetryl	<	2		ug/L	
OU5	NC7-69	11/30/21		TNT	<	2		ug/L	
OU5	NC7-69	11/30/21		Tritium	<	100	61.4	pCi/L	
OU5	NC7-69	11/30/21		Field Oxidation Potential (Eh)		-55		mVolts	
OU5	NC7-69	11/30/21		Field pH		7.68		Units	
OU5	NC7-69	11/30/21		Field Specific Conductance		679.4		umhos/cm	
OU5	NC7-69	11/30/21		Field Temperature		19.7		Degrees C	
OU5	NC7-70	4/27/21		Nitrate (as NO3)	<	0.5		mg/L	
OU5	NC7-70	4/27/21		Perchlorate	<	4		ug/L	
OU5	NC7-70	4/27/21		PCB 1016	<	0.5		ug/L	D

Attachment 1. Table 1. Groundwater analytical data, Site 300, 2021.

OU	Location	Date	Sample Type	Parameter	LOS Indicator	Result	Error	Units	QA Flag
OU5	NC7-70	4/27/21		PCB 1221	<	0.5		ug/L	D
OU5	NC7-70	4/27/21		PCB 1232	<	0.5		ug/L	D
OU5	NC7-70	4/27/21		PCB 1242	<	0.5		ug/L	D
OU5	NC7-70	4/27/21		PCB 1248	<	0.5		ug/L	D
OU5	NC7-70	4/27/21		PCB 1254	<	0.5		ug/L	D
OU5	NC7-70	4/27/21		PCB 1260	<	0.5		ug/L	D
OU5	NC7-70	4/27/21		1,3-Dinitrobenzene	<	800		ug/L	D
OU5	NC7-70	4/27/21		1,3,5-Trinitrobenzene	<	800		ug/L	D
OU5	NC7-70	4/27/21		2-Amino-4,6-dinitrotoluene	<	800		ug/L	D
OU5	NC7-70	4/27/21		2-Nitrotoluene	<	800		ug/L	D
OU5	NC7-70	4/27/21		2,4-Dinitrotoluene	<	800		ug/L	D
OU5	NC7-70	4/27/21		2,6-Dinitrotoluene	<	800		ug/L	D
OU5	NC7-70	4/27/21		3-Nitrotoluene	<	800		ug/L	D
OU5	NC7-70	4/27/21		4-Amino-2,6-dinitrotoluene	<	800		ug/L	D
OU5	NC7-70	4/27/21		4-Nitrotoluene	<	800		ug/L	D
OU5	NC7-70	4/27/21		HMX	<	400		ug/L	D
OU5	NC7-70	4/27/21		Nitrobenzene	<	800		ug/L	D
OU5	NC7-70	4/27/21		RDX	<	400		ug/L	D
OU5	NC7-70	4/27/21		Tetryl	<	800		ug/L	D
OU5	NC7-70	4/27/21		TNT	<	800		ug/L	D
OU5	NC7-70	4/27/21		Tritium		13800	2690	pCi/L	
OU5	NC7-70	4/27/21		Field Oxidation Potential (Eh)		128		mVolts	
OU5	NC7-70	4/27/21		Field pH		7.61		Units	
OU5	NC7-70	4/27/21		Field Specific Conductance		1231		umhos/cm	
OU5	NC7-70	4/27/21		Field Temperature		17		Degrees C	
OU5	NC7-70	4/27/21		Total Uranium (in activity)		0.56	0.017	pCi/L	
OU5	NC7-70	4/27/21		Total Uranium (in mass)		1	0.004	ug/L	
OU5	NC7-70	4/27/21		Uranium 234 (in activity)		0.2	0.017	pCi/L	
OU5	NC7-70	4/27/21		Uranium 235 (in activity)		0.0073	0.000078	pCi/L	
OU5	NC7-70	4/27/21		Uranium 235/238		0.003293	0.000033	atom/atom	
OU5	NC7-70	4/27/21		Uranium 236 (in activity)	<	0.007	0.000018	pCi/L	
OU5	NC7-70	4/27/21		Uranium 238 (in activity)		0.35	0.0014	pCi/L	
OU5	NC7-70	4/27/21		Uranium 238 (in mass)		1	0.004	ug/L	
OU5	NC7-70	10/14/21		Perchlorate	<	2		ug/L	
OU5	NC7-70	10/14/21		1,3-Dinitrobenzene	<	2.2		ug/L	D
OU5	NC7-70	10/14/21		1,3,5-Trinitrobenzene	<	2.2		ug/L	D
OU5	NC7-70	10/14/21		2-Amino-4,6-dinitrotoluene	<	2.2		ug/L	D
OU5	NC7-70	10/14/21		2-Nitrotoluene	<	2.2		ug/L	D
OU5	NC7-70	10/14/21		2,4-Dinitrotoluene	<	2.2		ug/L	D
OU5	NC7-70	10/14/21		2,6-Dinitrotoluene	<	2.2		ug/L	D
OU5	NC7-70	10/14/21		3-Nitrotoluene	<	2.2		ug/L	D
OU5	NC7-70	10/14/21		4-Amino-2,6-dinitrotoluene	<	2.2		ug/L	D
OU5	NC7-70	10/14/21		4-Nitrotoluene	<	2.2		ug/L	D
OU5	NC7-70	10/14/21		HMX	<	1.1		ug/L	D
OU5	NC7-70	10/14/21		Nitrobenzene	<	2.2		ug/L	D
OU5	NC7-70	10/14/21		RDX	<	1.1		ug/L	D
OU5	NC7-70	10/14/21		Tetryl	<	2.2		ug/L	D
OU5	NC7-70	10/14/21		TNT	<	2.2		ug/L	D
OU5	NC7-70	10/14/21		Tritium		13800	2690	pCi/L	
OU5	NC7-70	10/14/21		Field Oxidation Potential (Eh)		15		mVolts	
OU5	NC7-70	10/14/21		Field pH		7.15		Units	
OU5	NC7-70	10/14/21		Field Specific Conductance		1911		umhos/cm	
OU5	NC7-70	10/14/21		Field Temperature		18		Degrees C	
OU5	NC7-70	10/14/21		Total Uranium (in activity)		0.56	0.017	pCi/L	
OU5	NC7-70	10/14/21		Total Uranium (in mass)		1	0.0028	ug/L	
OU5	NC7-70	10/14/21		Uranium 234 (in activity)		0.21	0.017	pCi/L	
OU5	NC7-70	10/14/21		Uranium 234/238		0.0000319	0.0000026	atom/atom	
OU5	NC7-70	10/14/21		Uranium 235 (in activity)		0.0075	0.0001	pCi/L	
OU5	NC7-70	10/14/21		Uranium 235/238		0.003329	0.000044	atom/atom	
OU5	NC7-70	10/14/21		Uranium 236 (in activity)		0.0015	0.000021	pCi/L	
OU5	NC7-70	10/14/21		Uranium 236/238		0.0000228	0.0000026	atom/atom	
OU5	NC7-70	10/14/21		Uranium 238 (in activity)		0.35	0.00093	pCi/L	
OU5	NC7-70	10/14/21		Uranium 238 (in mass)		1	0.0028	ug/L	
OU5	NC7-71	4/27/21		Nitrate (as NO3)		1.2		mg/L	
OU5	NC7-71	4/27/21		Perchlorate	<	4		ug/L	
OU5	NC7-71	4/27/21		1,3-Dinitrobenzene	<	2		ug/L	D

Attachment 1. Table 1. Groundwater analytical data, Site 300, 2021.

OU	Location	Date	Sample Type	Parameter	LOS Indicator	Result	Error	Units	QA Flag
OU5	NC7-71	4/27/21		1,3,5-Trinitrobenzene	<	2		ug/L	D
OU5	NC7-71	4/27/21		2-Amino-4,6-dinitrotoluene	<	2		ug/L	D
OU5	NC7-71	4/27/21		2-Nitrotoluene	<	2		ug/L	D
OU5	NC7-71	4/27/21		2,4-Dinitrotoluene	<	2		ug/L	D
OU5	NC7-71	4/27/21		2,6-Dinitrotoluene	<	2		ug/L	D
OU5	NC7-71	4/27/21		3-Nitrotoluene	<	2		ug/L	D
OU5	NC7-71	4/27/21		4-Amino-2,6-dinitrotoluene	<	2		ug/L	D
OU5	NC7-71	4/27/21		4-Nitrotoluene	<	2		ug/L	D
OU5	NC7-71	4/27/21		HMX	<	1		ug/L	D
OU5	NC7-71	4/27/21		Nitrobenzene	<	2		ug/L	D
OU5	NC7-71	4/27/21		RDX	<	1		ug/L	D
OU5	NC7-71	4/27/21		Tetryl	<	2		ug/L	D
OU5	NC7-71	4/27/21		TNT	<	2		ug/L	D
OU5	NC7-71	4/27/21		Tritium		3360	674	pCi/L	
OU5	NC7-71	4/27/21		Field Oxidation Potential (Eh)		263		mVolts	
OU5	NC7-71	4/27/21		Field pH		8.03		Units	
OU5	NC7-71	4/27/21		Field Specific Conductance		623		umhos/cm	
OU5	NC7-71	4/27/21		Field Temperature		20.4		Degrees C	
OU5	NC7-71	4/27/21		Total Uranium (in activity)	<	0.062725	0.00016	pCi/L	
OU5	NC7-71	4/27/21		Total Uranium (in mass)		0.038	0.00049	ug/L	
OU5	NC7-71	4/27/21		Uranium 234 (in activity)	<	0.028		pCi/L	
OU5	NC7-71	4/27/21		Uranium 235 (in activity)		0.00051	0.000015	pCi/L	
OU5	NC7-71	4/27/21		Uranium 235/238		0.00617	0.00017	atom/atom	
OU5	NC7-71	4/27/21		Uranium 236 (in activity)	<	0.000025		pCi/L	
OU5	NC7-71	4/27/21		Uranium 238 (in activity)		0.013	0.00016	pCi/L	
OU5	NC7-71	4/27/21		Uranium 238 (in mass)		0.038	0.00046	ug/L	
OU5	NC7-71	10/21/21		Perchlorate	<	2		ug/L	
OU5	NC7-71	10/21/21		1,3-Dinitrobenzene	<	2		ug/L	
OU5	NC7-71	10/21/21		1,3,5-Trinitrobenzene	<	2		ug/L	
OU5	NC7-71	10/21/21		2-Amino-4,6-dinitrotoluene	<	2		ug/L	
OU5	NC7-71	10/21/21		2-Nitrotoluene	<	2		ug/L	
OU5	NC7-71	10/21/21		2,4-Dinitrotoluene	<	2		ug/L	
OU5	NC7-71	10/21/21		2,6-Dinitrotoluene	<	2		ug/L	
OU5	NC7-71	10/21/21		3-Nitrotoluene	<	2		ug/L	
OU5	NC7-71	10/21/21		4-Amino-2,6-dinitrotoluene	<	2		ug/L	
OU5	NC7-71	10/21/21		4-Nitrotoluene	<	2		ug/L	
OU5	NC7-71	10/21/21		HMX	<	1		ug/L	
OU5	NC7-71	10/21/21		Nitrobenzene	<	2		ug/L	
OU5	NC7-71	10/21/21		RDX	<	1		ug/L	
OU5	NC7-71	10/21/21		Tetryl	<	2		ug/L	
OU5	NC7-71	10/21/21		TNT	<	2		ug/L	
OU5	NC7-71	10/21/21		Tritium		3200	644	pCi/L	
OU5	NC7-71	10/21/21		Field Oxidation Potential (Eh)		112		mVolts	
OU5	NC7-71	10/21/21		Field pH		7.92		Units	
OU5	NC7-71	10/21/21		Field Specific Conductance		621.5		umhos/cm	
OU5	NC7-71	10/21/21		Field Temperature		19.6		Degrees C	
OU5	NC7-71	10/21/21		Total Uranium (in activity)		0.048	0.0023	pCi/L	D
OU5	NC7-71	10/21/21		Total Uranium (in mass)		0.055	0.00069	ug/L	D
OU5	NC7-71	10/21/21		Uranium 234 (in activity)		0.029	0.0023	pCi/L	D
OU5	NC7-71	10/21/21		Uranium 234/238		0.0000853	0.0000067	atom/atom	D
OU5	NC7-71	10/21/21		Uranium 235 (in activity)		0.00071	0.000018	pCi/L	D
OU5	NC7-71	10/21/21		Uranium 235/238		0.006	0.00014	atom/atom	D
OU5	NC7-71	10/21/21		Uranium 236 (in activity)	<	0.000046		pCi/L	D
OU5	NC7-71	10/21/21		Uranium 236/238	<	0.000013		atom/atom	D
OU5	NC7-71	10/21/21		Uranium 238 (in activity)		0.018	0.00023	pCi/L	D
OU5	NC7-71	10/21/21		Uranium 238 (in mass)		0.054	0.00067	ug/L	D
OU5	NC7-72	5/17/21		Nitrate (as NO3)		36		mg/L	
OU5	NC7-72	5/17/21		Perchlorate		6.3		ug/L	
OU5	NC7-72	5/17/21		1,3-Dinitrobenzene	<	2.2		ug/L	D
OU5	NC7-72	5/17/21		1,3,5-Trinitrobenzene	<	2.2		ug/L	D
OU5	NC7-72	5/17/21		2-Amino-4,6-dinitrotoluene	<	2.2		ug/L	D
OU5	NC7-72	5/17/21		2-Nitrotoluene	<	2.2		ug/L	D
OU5	NC7-72	5/17/21		2,4-Dinitrotoluene	<	2.2		ug/L	D
OU5	NC7-72	5/17/21		2,6-Dinitrotoluene	<	2.2		ug/L	D
OU5	NC7-72	5/17/21		3-Nitrotoluene	<	2.2		ug/L	D
OU5	NC7-72	5/17/21		4-Amino-2,6-dinitrotoluene	<	2.2		ug/L	D

Attachment 1. Table 1. Groundwater analytical data, Site 300, 2021.

OU	Location	Date	Sample Type	Parameter	LOS Indicator	Result	Error	Units	QA Flag
OU5	NC7-72	5/17/21		4-Nitrotoluene	<	2.2		ug/L	D
OU5	NC7-72	5/17/21		HMX	<	1.1		ug/L	D
OU5	NC7-72	5/17/21		Nitrobenzene	<	2.2		ug/L	D
OU5	NC7-72	5/17/21		RDX	<	1.1		ug/L	D
OU5	NC7-72	5/17/21		Tetryl	<	2.2		ug/L	D
OU5	NC7-72	5/17/21		TNT	<	2.2		ug/L	D
OU5	NC7-72	5/17/21		Tritium		3580	715	pCi/L	
OU5	NC7-72	5/17/21		Field Oxidation Potential (Eh)		74		mVolts	
OU5	NC7-72	5/17/21		Field pH		7.79		Units	
OU5	NC7-72	5/17/21		Field Specific Conductance		778.2		umhos/cm	
OU5	NC7-72	5/17/21		Field Temperature		17.5		Degrees C	
OU5	NC7-72	10/12/21		1,3-Dinitrobenzene	<	3.1		ug/L	D
OU5	NC7-72	10/12/21		1,3,5-Trinitrobenzene	<	3.1		ug/L	D
OU5	NC7-72	10/12/21		2-Amino-4,6-dinitrotoluene	<	3.1		ug/L	D
OU5	NC7-72	10/12/21		2-Nitrotoluene	<	3.1		ug/L	D
OU5	NC7-72	10/12/21		2,4-Dinitrotoluene	<	3.1		ug/L	D
OU5	NC7-72	10/12/21		2,6-Dinitrotoluene	<	3.1		ug/L	D
OU5	NC7-72	10/12/21		3-Nitrotoluene	<	3.1		ug/L	D
OU5	NC7-72	10/12/21		4-Amino-2,6-dinitrotoluene	<	3.1		ug/L	D
OU5	NC7-72	10/12/21		4-Nitrotoluene	<	3.1		ug/L	D
OU5	NC7-72	10/12/21		HMX	<	1.5		ug/L	D
OU5	NC7-72	10/12/21		Nitrobenzene	<	3.1		ug/L	D
OU5	NC7-72	10/12/21		RDX	<	1.5		ug/L	D
OU5	NC7-72	10/12/21		Tetryl	<	3.1		ug/L	D
OU5	NC7-72	10/12/21		TNT	<	3.1		ug/L	D
OU5	NC7-72	10/12/21		Tritium		3530	708	pCi/L	
OU5	NC7-72	10/12/21		Field Oxidation Potential (Eh)		237		mVolts	
OU5	NC7-72	10/12/21		Field pH		7.6		Units	
OU5	NC7-72	10/12/21		Field Specific Conductance		766.7		umhos/cm	
OU5	NC7-72	10/12/21		Field Temperature		16.1		Degrees C	
OU5	NC7-72	11/10/21		Perchlorate		6.2		ug/L	
OU5	NC7-72	11/10/21		Field Oxidation Potential (Eh)		46		mVolts	
OU5	NC7-72	11/10/21		Field pH		7.93		Units	
OU5	NC7-72	11/10/21		Field Specific Conductance		681.5		umhos/cm	
OU5	NC7-72	11/10/21		Field Temperature		17.4		Degrees C	
OU5	NC7-73	5/17/21		Uranium 234 and 233 (in activity)		2.46	0.316	pCi/L	
OU5	NC7-73	5/17/21		Uranium 235 and 236 (in activity)	<	0.1	0.0509	pCi/L	
OU5	NC7-73	5/17/21		Uranium 238 (in activity)		2.19	0.288	pCi/L	
OU5	NC7-73	5/17/21		Perchlorate		6.5		ug/L	
OU5	NC7-73	5/17/21		1,3-Dinitrobenzene	<	2.5		ug/L	D
OU5	NC7-73	5/17/21		1,3,5-Trinitrobenzene	<	2.5		ug/L	D
OU5	NC7-73	5/17/21		2-Amino-4,6-dinitrotoluene	<	2.5		ug/L	D
OU5	NC7-73	5/17/21		2-Nitrotoluene	<	2.5		ug/L	D
OU5	NC7-73	5/17/21		2,4-Dinitrotoluene	<	2.5		ug/L	D
OU5	NC7-73	5/17/21		2,6-Dinitrotoluene	<	2.5		ug/L	D
OU5	NC7-73	5/17/21		3-Nitrotoluene	<	2.5		ug/L	D
OU5	NC7-73	5/17/21		4-Amino-2,6-dinitrotoluene	<	2.5		ug/L	D
OU5	NC7-73	5/17/21		4-Nitrotoluene	<	2.5		ug/L	D
OU5	NC7-73	5/17/21		HMX	<	1.2		ug/L	D
OU5	NC7-73	5/17/21		Nitrobenzene	<	2.5		ug/L	D
OU5	NC7-73	5/17/21		RDX	<	1.2		ug/L	D
OU5	NC7-73	5/17/21		Tetryl	<	2.5		ug/L	D
OU5	NC7-73	5/17/21		TNT	<	2.5		ug/L	D
OU5	NC7-73	5/17/21		Tritium		3730	742	pCi/L	
OU5	NC7-73	5/17/21		Field Oxidation Potential (Eh)		83		mVolts	
OU5	NC7-73	5/17/21		Field pH		7.8		Units	
OU5	NC7-73	5/17/21		Field Specific Conductance		758.2		umhos/cm	
OU5	NC7-73	5/17/21		Field Temperature		18.6		Degrees C	
OU5	NC7-73	10/12/21		1,3-Dinitrobenzene	<	2.4		ug/L	D
OU5	NC7-73	10/12/21		1,3,5-Trinitrobenzene	<	2.4		ug/L	D
OU5	NC7-73	10/12/21		2-Amino-4,6-dinitrotoluene	<	2.4		ug/L	D
OU5	NC7-73	10/12/21		2-Nitrotoluene	<	2.4		ug/L	D
OU5	NC7-73	10/12/21		2,4-Dinitrotoluene	<	2.4		ug/L	D
OU5	NC7-73	10/12/21		2,6-Dinitrotoluene	<	2.4		ug/L	D
OU5	NC7-73	10/12/21		3-Nitrotoluene	<	2.4		ug/L	D
OU5	NC7-73	10/12/21		4-Amino-2,6-dinitrotoluene	<	2.4		ug/L	D

Attachment 1. Table 1. Groundwater analytical data, Site 300, 2021.

OU	Location	Date	Sample Type	Parameter	LOS Indicator	Result	Error	Units	QA Flag
OU5	NC7-73	10/12/21		4-Nitrotoluene	<	2.4		ug/L	D
OU5	NC7-73	10/12/21		HMX	<	1.2		ug/L	D
OU5	NC7-73	10/12/21		Nitrobenzene	<	2.4		ug/L	D
OU5	NC7-73	10/12/21		RDX	<	1.2		ug/L	D
OU5	NC7-73	10/12/21		Tetryl	<	2.4		ug/L	D
OU5	NC7-73	10/12/21		TNT	<	2.4		ug/L	D
OU5	NC7-73	10/12/21		Tritium		3620	725	pCi/L	
OU5	NC7-73	10/12/21		Field Oxidation Potential (Eh)		203		mVolts	
OU5	NC7-73	10/12/21		Field pH		7.75		Units	
OU5	NC7-73	10/12/21		Field Specific Conductance		772.1		umhos/cm	
OU5	NC7-73	10/12/21		Field Temperature		16.2		Degrees C	
OU5	NC7-73	11/10/21		Perchlorate		5.2		ug/L	
OU5	NC7-73	11/10/21		Field Oxidation Potential (Eh)		35		mVolts	
OU5	NC7-73	11/10/21		Field pH		8.12		Units	
OU5	NC7-73	11/10/21		Field Specific Conductance		691		umhos/cm	
OU5	NC7-73	11/10/21		Field Temperature		17		Degrees C	
OU5	NC7-75	6/8/21		Uranium 234 and 233 (in activity)	<	0.1	0.0508	pCi/L	O
OU5	NC7-75	6/8/21		Uranium 235 and 236 (in activity)	<	0.1	0.0398	pCi/L	
OU5	NC7-75	6/8/21		Uranium 238 (in activity)	<	0.1	0.0227	pCi/L	
OU5	NC7-75	6/8/21		Nitrate (as NO3)		4.9		mg/L	
OU5	NC7-75	6/8/21		Perchlorate	<	4		ug/L	
OU5	NC7-75	6/8/21		1,1-Dichloroethane	<	0.5		ug/L	
OU5	NC7-75	6/8/21		1,1-Dichloroethene	<	0.5		ug/L	
OU5	NC7-75	6/8/21		1,1,1-Trichloroethane	<	0.5		ug/L	
OU5	NC7-75	6/8/21		1,1,2-Trichloroethane	<	0.5		ug/L	
OU5	NC7-75	6/8/21		1,1,2,2-Tetrachloroethane	<	0.5		ug/L	
OU5	NC7-75	6/8/21		1,2-Dichlorobenzene	<	0.5		ug/L	
OU5	NC7-75	6/8/21		1,2-Dichloroethane	<	0.5		ug/L	
OU5	NC7-75	6/8/21		1,2-Dichloroethene (total)	<	1		ug/L	
OU5	NC7-75	6/8/21		1,2-Dichloropropane	<	0.5		ug/L	
OU5	NC7-75	6/8/21		1,3-Dichlorobenzene	<	0.5		ug/L	
OU5	NC7-75	6/8/21		1,4-Dichlorobenzene	<	0.5		ug/L	
OU5	NC7-75	6/8/21		2-Chloroethylvinylether	<	1		ug/L	L
OU5	NC7-75	6/8/21		Bromodichloromethane	<	0.5		ug/L	
OU5	NC7-75	6/8/21		Bromoform	<	0.5		ug/L	
OU5	NC7-75	6/8/21		Bromomethane	<	0.5		ug/L	
OU5	NC7-75	6/8/21		Carbon tetrachloride	<	0.5		ug/L	L
OU5	NC7-75	6/8/21		Chlorobenzene	<	0.5		ug/L	
OU5	NC7-75	6/8/21		Chloroethane	<	0.5		ug/L	
OU5	NC7-75	6/8/21		Chloroform	<	0.5		ug/L	
OU5	NC7-75	6/8/21		Chloromethane	<	0.5		ug/L	
OU5	NC7-75	6/8/21		cis-1,2-Dichloroethene	<	0.5		ug/L	
OU5	NC7-75	6/8/21		cis-1,3-Dichloropropene	<	0.5		ug/L	
OU5	NC7-75	6/8/21		Dibromochloromethane	<	0.5		ug/L	
OU5	NC7-75	6/8/21		Dichlorodifluoromethane	<	0.5		ug/L	
OU5	NC7-75	6/8/21		Methylene chloride	<	0.5		ug/L	
OU5	NC7-75	6/8/21		Tetrachloroethene	<	0.5		ug/L	
OU5	NC7-75	6/8/21		trans-1,2-Dichloroethene	<	0.5		ug/L	
OU5	NC7-75	6/8/21		trans-1,3-Dichloropropene	<	0.5		ug/L	
OU5	NC7-75	6/8/21		Trichloroethene	<	0.5		ug/L	
OU5	NC7-75	6/8/21		Trichlorofluoromethane	<	0.5		ug/L	
OU5	NC7-75	6/8/21		Trichlorotrifluoroethane	<	0.5		ug/L	L
OU5	NC7-75	6/8/21		Vinyl chloride	<	0.5		ug/L	
OU5	NC7-75	6/8/21		Tritium		4560	905	pCi/L	
OU5	NC7-75	6/8/21		Field Oxidation Potential (Eh)		199		mVolts	
OU5	NC7-75	6/8/21		Field pH		8.12		Units	
OU5	NC7-75	6/8/21		Field Specific Conductance		306.8		umhos/cm	
OU5	NC7-75	6/8/21		Field Temperature		16.4		Degrees C	
OU5	NC7-75	11/18/21		Perchlorate	<	2		ug/L	
OU5	NC7-75	11/18/21		Tritium		3520	811	pCi/L	
OU5	NC7-75	11/18/21		Field Oxidation Potential (Eh)		-21		mVolts	
OU5	NC7-75	11/18/21		Field pH		9.23		Units	
OU5	NC7-75	11/18/21		Field Specific Conductance		336		umhos/cm	
OU5	NC7-75	11/18/21		Field Temperature		19.7		Degrees C	
OU5	W-850-05	4/28/21		Uranium 234 and 233 (in activity)		0.107	0.0515	pCi/L	
OU5	W-850-05	4/28/21		Uranium 235 and 236 (in activity)	<	0.1	0.027	pCi/L	

Attachment 1. Table 1. Groundwater analytical data, Site 300, 2021.

OU	Location	Date	Sample Type	Parameter	LOS Indicator	Result	Error	Units	QA Flag
OU5	W-850-05	4/28/21		Uranium 238 (in activity)	<	0.1	0.0343	pCi/L	
OU5	W-850-05	4/28/21		Nitrate (as NO3)		0.66		mg/L	
OU5	W-850-05	4/28/21		1,3-Dinitrobenzene	<	2		ug/L	
OU5	W-850-05	4/28/21		1,3,5-Trinitrobenzene	<	2		ug/L	
OU5	W-850-05	4/28/21		2-Amino-4,6-dinitrotoluene	<	2		ug/L	
OU5	W-850-05	4/28/21		2-Nitrotoluene	<	2		ug/L	
OU5	W-850-05	4/28/21		2,4-Dinitrotoluene	<	2		ug/L	
OU5	W-850-05	4/28/21		2,6-Dinitrotoluene	<	2		ug/L	
OU5	W-850-05	4/28/21		3-Nitrotoluene	<	2		ug/L	
OU5	W-850-05	4/28/21		4-Amino-2,6-dinitrotoluene	<	2		ug/L	
OU5	W-850-05	4/28/21		4-Nitrotoluene	<	2		ug/L	
OU5	W-850-05	4/28/21		HMX	<	1		ug/L	
OU5	W-850-05	4/28/21		Nitrobenzene	<	2		ug/L	
OU5	W-850-05	4/28/21		RDX	<	1		ug/L	
OU5	W-850-05	4/28/21		TNT	<	2		ug/L	
OU5	W-850-05	4/28/21		Tritium		13600	2650	pCi/L	
OU5	W-850-05	4/28/21		Field Oxidation Potential (Eh)		161		mVolts	
OU5	W-850-05	4/28/21		Field pH		7.85		Units	
OU5	W-850-05	4/28/21		Field Specific Conductance		732		umhos/cm	
OU5	W-850-05	4/28/21		Field Temperature		21.6		Degrees C	
OU5	W-850-05	5/5/21		Perchlorate	<	4		ug/L	
OU5	W-850-05	5/5/21		Field Oxidation Potential (Eh)		82		mVolts	
OU5	W-850-05	5/5/21		Field pH		7.88		Units	
OU5	W-850-05	5/5/21		Field Specific Conductance		740		umhos/cm	
OU5	W-850-05	5/5/21		Field Temperature		19.7		Degrees C	
OU5	W-850-05	10/14/21		Perchlorate	<	2		ug/L	
OU5	W-850-05	10/14/21		1,3-Dinitrobenzene	<	2		ug/L	
OU5	W-850-05	10/14/21		1,3,5-Trinitrobenzene	<	2		ug/L	
OU5	W-850-05	10/14/21		2-Amino-4,6-dinitrotoluene	<	2		ug/L	
OU5	W-850-05	10/14/21		2-Nitrotoluene	<	2		ug/L	
OU5	W-850-05	10/14/21		2,4-Dinitrotoluene	<	2		ug/L	
OU5	W-850-05	10/14/21		2,6-Dinitrotoluene	<	2		ug/L	
OU5	W-850-05	10/14/21		3-Nitrotoluene	<	2		ug/L	
OU5	W-850-05	10/14/21		4-Amino-2,6-dinitrotoluene	<	2		ug/L	
OU5	W-850-05	10/14/21		4-Nitrotoluene	<	2		ug/L	
OU5	W-850-05	10/14/21		HMX	<	1		ug/L	
OU5	W-850-05	10/14/21		Nitrobenzene	<	2		ug/L	
OU5	W-850-05	10/14/21		RDX	<	1		ug/L	
OU5	W-850-05	10/14/21		Tetryl	<	2		ug/L	
OU5	W-850-05	10/14/21		TNT	<	2		ug/L	
OU5	W-850-05	10/14/21		Tritium		16600	3240	pCi/L	
OU5	W-850-05	10/14/21		Field Oxidation Potential (Eh)		113		mVolts	
OU5	W-850-05	10/14/21		Field pH		7.63		Units	
OU5	W-850-05	10/14/21		Field Specific Conductance		751.8		umhos/cm	
OU5	W-850-05	10/14/21		Field Temperature		16.7		Degrees C	
OU5	W-850-05	10/14/21		Total Uranium (in activity)		0.071	0.0035	pCi/L	
OU5	W-850-05	10/14/21		Total Uranium (in mass)		0.067	0.0005	ug/L	
OU5	W-850-05	10/14/21		Uranium 234 (in activity)		0.047	0.0035	pCi/L	
OU5	W-850-05	10/14/21		Uranium 234/238		0.0001136	0.0000083	atom/atom	
OU5	W-850-05	10/14/21		Uranium 235 (in activity)		0.001	0.000018	pCi/L	
OU5	W-850-05	10/14/21		Uranium 235/238		0.00699	0.00011	atom/atom	
OU5	W-850-05	10/14/21		Uranium 236 (in activity)	<	0.000029		pCi/L	
OU5	W-850-05	10/14/21		Uranium 236/238	<	0.0000067		atom/atom	
OU5	W-850-05	10/14/21		Uranium 238 (in activity)		0.022	0.00016	pCi/L	
OU5	W-850-05	10/14/21		Uranium 238 (in mass)		0.067	0.00049	ug/L	
OU5	W-850-2145	5/20/21		Nitrate (as NO3)		27		mg/L	
OU5	W-850-2145	5/20/21		Perchlorate		6		ug/L	
OU5	W-850-2145	5/20/21		Tritium		5580	1100	pCi/L	
OU5	W-850-2145	5/20/21		Field Oxidation Potential (Eh)		8		mVolts	
OU5	W-850-2145	5/20/21		Field pH		7.86		Units	
OU5	W-850-2145	5/20/21		Field Specific Conductance		745.9		umhos/cm	
OU5	W-850-2145	5/20/21		Field Temperature		16.6		Degrees C	
OU5	W-850-2145	10/20/21		Perchlorate		6.1		ug/L	
OU5	W-850-2145	10/20/21		Tritium		5810	1150	pCi/L	
OU5	W-850-2145	10/20/21		Field Oxidation Potential (Eh)		86		mVolts	
OU5	W-850-2145	10/20/21		Field pH		7.5		Units	

Attachment 1. Table 1. Groundwater analytical data, Site 300, 2021.

OU	Location	Date	Sample Type	Parameter	LOS Indicator	Result	Error	Units	QA Flag
OU5	W-850-2145	10/20/21		Field Specific Conductance		764.3		umhos/cm	
OU5	W-850-2145	10/20/21		Field Temperature		18.7		Degrees C	
OU5	W-850-2145	10/20/21	DUP	Perchlorate		5.2		ug/L	
OU5	W-850-2145	10/20/21	DUP	Tritium		5390	840	pCi/L	
OU5	W-850-2312	5/17/21		Perchlorate	<	4		ug/L	
OU5	W-850-2312	5/17/21		Tritium	<	100	67.2	pCi/L	
OU5	W-850-2312	5/17/21		Field Oxidation Potential (Eh)		136		mVolts	
OU5	W-850-2312	5/17/21		Field pH		7.83		Units	
OU5	W-850-2312	5/17/21		Field Specific Conductance		842.9		umhos/cm	
OU5	W-850-2312	5/17/21		Field Temperature		17.9		Degrees C	
OU5	W-850-2312	10/20/21		Perchlorate	<	2		ug/L	H
OU5	W-850-2312	10/20/21		Tritium	<	100	73	pCi/L	
OU5	W-850-2312	10/20/21		Field Oxidation Potential (Eh)		149		mVolts	
OU5	W-850-2312	10/20/21		Field pH		7.75		Units	
OU5	W-850-2312	10/20/21		Field Specific Conductance		822.8		umhos/cm	
OU5	W-850-2312	10/20/21		Field Temperature		18.1		Degrees C	
OU5	W-850-2313	4/27/21		Uranium 234 and 233 (in activity)		2.17	0.283	pCi/L	
OU5	W-850-2313	4/27/21		Uranium 235 and 236 (in activity)	<	0.1	0.0416	pCi/L	
OU5	W-850-2313	4/27/21		Uranium 238 (in activity)		1.82	0.245	pCi/L	
OU5	W-850-2313	4/27/21		Perchlorate		11		ug/L	
OU5	W-850-2313	4/27/21		1,3-Dinitrobenzene	<	2		ug/L	
OU5	W-850-2313	4/27/21		1,3,5-Trinitrobenzene	<	2		ug/L	
OU5	W-850-2313	4/27/21		2-Amino-4,6-dinitrotoluene	<	2		ug/L	
OU5	W-850-2313	4/27/21		2-Nitrotoluene	<	2		ug/L	
OU5	W-850-2313	4/27/21		2,4-Dinitrotoluene	<	2		ug/L	
OU5	W-850-2313	4/27/21		2,6-Dinitrotoluene	<	2		ug/L	
OU5	W-850-2313	4/27/21		3-Nitrotoluene	<	2		ug/L	
OU5	W-850-2313	4/27/21		4-Amino-2,6-dinitrotoluene	<	2		ug/L	
OU5	W-850-2313	4/27/21		4-Nitrotoluene	<	2		ug/L	
OU5	W-850-2313	4/27/21		HMX	<	1		ug/L	
OU5	W-850-2313	4/27/21		Nitrobenzene	<	2		ug/L	
OU5	W-850-2313	4/27/21		RDX	<	1		ug/L	
OU5	W-850-2313	4/27/21		Tetryl	<	2		ug/L	
OU5	W-850-2313	4/27/21		TNT	<	2		ug/L	
OU5	W-850-2313	4/27/21		Tritium		7260	1430	pCi/L	
OU5	W-850-2313	4/27/21		Field Oxidation Potential (Eh)		200		mVolts	
OU5	W-850-2313	4/27/21		Field pH		8.16		Units	
OU5	W-850-2313	4/27/21		Field Specific Conductance		708		umhos/cm	
OU5	W-850-2313	4/27/21		Field Temperature		18.6		Degrees C	
OU5	W-850-2313	4/27/21		Total Uranium (in activity)		4	0.12	pCi/L	
OU5	W-850-2313	4/27/21		Total Uranium (in mass)		5.3	0.0067	ug/L	
OU5	W-850-2313	4/27/21		Uranium 234 (in activity)		2.1	0.12	pCi/L	
OU5	W-850-2313	4/27/21		Uranium 235 (in activity)		0.081	0.00062	pCi/L	
OU5	W-850-2313	4/27/21		Uranium 235/238		0.007209	0.000054	atom/atom	
OU5	W-850-2313	4/27/21		Uranium 236 (in activity)	<	0.00034		pCi/L	
OU5	W-850-2313	4/27/21		Uranium 238 (in activity)		1.8	0.0023	pCi/L	
OU5	W-850-2313	4/27/21		Uranium 238 (in mass)		5.2	0.0067	ug/L	
OU5	W-850-2313	10/18/21		Perchlorate		12		ug/L	
OU5	W-850-2313	10/18/21		1,3-Dinitrobenzene	<	2		ug/L	
OU5	W-850-2313	10/18/21		1,3,5-Trinitrobenzene	<	2		ug/L	
OU5	W-850-2313	10/18/21		2-Amino-4,6-dinitrotoluene	<	2		ug/L	
OU5	W-850-2313	10/18/21		2-Nitrotoluene	<	2		ug/L	
OU5	W-850-2313	10/18/21		2,4-Dinitrotoluene	<	2		ug/L	
OU5	W-850-2313	10/18/21		2,6-Dinitrotoluene	<	2		ug/L	
OU5	W-850-2313	10/18/21		3-Nitrotoluene	<	2		ug/L	
OU5	W-850-2313	10/18/21		4-Amino-2,6-dinitrotoluene	<	2		ug/L	
OU5	W-850-2313	10/18/21		4-Nitrotoluene	<	2		ug/L	
OU5	W-850-2313	10/18/21		HMX	<	1		ug/L	
OU5	W-850-2313	10/18/21		Nitrobenzene	<	2		ug/L	
OU5	W-850-2313	10/18/21		RDX	<	1		ug/L	
OU5	W-850-2313	10/18/21		Tetryl	<	2		ug/L	
OU5	W-850-2313	10/18/21		TNT	<	2		ug/L	
OU5	W-850-2313	10/18/21		Tritium		7390	1450	pCi/L	
OU5	W-850-2313	10/18/21		Field Oxidation Potential (Eh)		45		mVolts	
OU5	W-850-2313	10/18/21		Field pH		7.7		Units	
OU5	W-850-2313	10/18/21		Field Specific Conductance		715.1		umhos/cm	

Attachment 1. Table 1. Groundwater analytical data, Site 300, 2021.

OU	Location	Date	Sample Type	Parameter	LOS Indicator	Result	Error	Units	QA Flag
OU5	W-850-2313	10/18/21		Field Temperature		18.3		Degrees C	
OU5	W-850-2313	10/18/21	DUP	Perchlorate		12		ug/L	
OU5	W-850-2313	10/18/21	DUP	1,3-Dinitrobenzene	<	2		ug/L	
OU5	W-850-2313	10/18/21	DUP	1,3,5-Trinitrobenzene	<	2		ug/L	
OU5	W-850-2313	10/18/21	DUP	2-Amino-4,6-dinitrotoluene	<	2		ug/L	
OU5	W-850-2313	10/18/21	DUP	2-Nitrotoluene	<	2		ug/L	
OU5	W-850-2313	10/18/21	DUP	2,4-Dinitrotoluene	<	2		ug/L	
OU5	W-850-2313	10/18/21	DUP	2,6-Dinitrotoluene	<	2		ug/L	
OU5	W-850-2313	10/18/21	DUP	3-Nitrotoluene	<	2		ug/L	
OU5	W-850-2313	10/18/21	DUP	4-Amino-2,6-dinitrotoluene	<	2		ug/L	
OU5	W-850-2313	10/18/21	DUP	4-Nitrotoluene	<	2		ug/L	
OU5	W-850-2313	10/18/21	DUP	HMX	<	1		ug/L	
OU5	W-850-2313	10/18/21	DUP	Nitrobenzene	<	2		ug/L	
OU5	W-850-2313	10/18/21	DUP	RDX	<	1		ug/L	
OU5	W-850-2313	10/18/21	DUP	TNT	<	2		ug/L	
OU5	W-850-2313	10/18/21	DUP	Tritium		4890	760	pCi/L	
OU5	W-850-2314	5/6/21		Uranium 234 and 233 (in activity)	<	0.1	0.0463	pCi/L	
OU5	W-850-2314	5/6/21		Uranium 235 and 236 (in activity)	<	0.1	0.0212	pCi/L	B
OU5	W-850-2314	5/6/21		Uranium 238 (in activity)	<	0.1	0.0349	pCi/L	
OU5	W-850-2314	5/6/21		Nitrate (as NO3)	<	0.5		mg/L	
OU5	W-850-2314	5/6/21		Perchlorate	<	4		ug/L	
OU5	W-850-2314	5/6/21		1,3-Dinitrobenzene	<	2		ug/L	
OU5	W-850-2314	5/6/21		1,3,5-Trinitrobenzene	<	2		ug/L	
OU5	W-850-2314	5/6/21		2-Amino-4,6-dinitrotoluene	<	2		ug/L	
OU5	W-850-2314	5/6/21		2-Nitrotoluene	<	2		ug/L	
OU5	W-850-2314	5/6/21		2,4-Dinitrotoluene	<	2		ug/L	
OU5	W-850-2314	5/6/21		2,6-Dinitrotoluene	<	2		ug/L	
OU5	W-850-2314	5/6/21		3-Nitrotoluene	<	2		ug/L	
OU5	W-850-2314	5/6/21		4-Amino-2,6-dinitrotoluene	<	2		ug/L	
OU5	W-850-2314	5/6/21		4-Nitrotoluene	<	2		ug/L	
OU5	W-850-2314	5/6/21		HMX	<	1		ug/L	
OU5	W-850-2314	5/6/21		Nitrobenzene	<	2		ug/L	
OU5	W-850-2314	5/6/21		RDX	<	1		ug/L	
OU5	W-850-2314	5/6/21		Tetryl	<	2		ug/L	
OU5	W-850-2314	5/6/21		TNT	<	2		ug/L	
OU5	W-850-2314	5/6/21		Tritium		989	218	pCi/L	
OU5	W-850-2314	5/6/21		Field Oxidation Potential (Eh)		106		mVolts	
OU5	W-850-2314	5/6/21		Field pH		6.88		Units	
OU5	W-850-2314	5/6/21		Field Specific Conductance		702.1		umhos/cm	
OU5	W-850-2314	5/6/21		Field Temperature		20.1		Degrees C	
OU5	W-850-2314	11/30/21		Perchlorate	<	2		ug/L	
OU5	W-850-2314	11/30/21		1,3-Dinitrobenzene	<	2		ug/L	
OU5	W-850-2314	11/30/21		1,3,5-Trinitrobenzene	<	2		ug/L	
OU5	W-850-2314	11/30/21		2-Amino-4,6-dinitrotoluene	<	2		ug/L	
OU5	W-850-2314	11/30/21		2-Nitrotoluene	<	2		ug/L	
OU5	W-850-2314	11/30/21		2,4-Dinitrotoluene	<	2		ug/L	
OU5	W-850-2314	11/30/21		2,6-Dinitrotoluene	<	2		ug/L	
OU5	W-850-2314	11/30/21		3-Nitrotoluene	<	2		ug/L	
OU5	W-850-2314	11/30/21		4-Amino-2,6-dinitrotoluene	<	2		ug/L	
OU5	W-850-2314	11/30/21		4-Nitrotoluene	<	2		ug/L	
OU5	W-850-2314	11/30/21		HMX	<	1		ug/L	
OU5	W-850-2314	11/30/21		Nitrobenzene	<	2		ug/L	
OU5	W-850-2314	11/30/21		RDX	<	1		ug/L	
OU5	W-850-2314	11/30/21		Tetryl	<	2		ug/L	
OU5	W-850-2314	11/30/21		TNT	<	2		ug/L	
OU5	W-850-2314	11/30/21		Tritium		881	244	pCi/L	
OU5	W-850-2314	11/30/21		Field Oxidation Potential (Eh)		-68		mVolts	
OU5	W-850-2314	11/30/21		Field pH		6.85		Units	
OU5	W-850-2314	11/30/21		Field Specific Conductance		725.6		umhos/cm	
OU5	W-850-2314	11/30/21		Field Temperature		17.4		Degrees C	
OU5	W-850-2315	5/20/21		Uranium 234 and 233 (in activity)		11.3	1.34	pCi/L	O
OU5	W-850-2315	5/20/21		Uranium 235 and 236 (in activity)		0.466	0.13	pCi/L	
OU5	W-850-2315	5/20/21		Uranium 238 (in activity)		8.5	1.03	pCi/L	
OU5	W-850-2315	5/20/21		Nitrate (as NO3)	<	0.5		mg/L	
OU5	W-850-2315	5/20/21		Perchlorate	<	4		ug/L	
OU5	W-850-2315	5/20/21		Tritium	<	100	54	pCi/L	

Attachment 1. Table 1. Groundwater analytical data, Site 300, 2021.

OU	Location	Date	Sample Type	Parameter	LOS Indicator	Result	Error	Units	QA Flag
OU5	W-850-2315	5/20/21		Field Oxidation Potential (Eh)		-222		mVolts	
OU5	W-850-2315	5/20/21		Field pH		7.68		Units	
OU5	W-850-2315	5/20/21		Field Specific Conductance		1261		umhos/cm	
OU5	W-850-2315	5/20/21		Field Temperature		18.5		Degrees C	
OU5	W-850-2315	10/18/21		Perchlorate	<	2		ug/L	
OU5	W-850-2315	10/18/21		Tritium	<	100	67.8	pCi/L	
OU5	W-850-2315	10/18/21		Field Oxidation Potential (Eh)		-214		mVolts	
OU5	W-850-2315	10/18/21		Field pH		7.4		Units	
OU5	W-850-2315	10/18/21		Field Specific Conductance		1263		umhos/cm	
OU5	W-850-2315	10/18/21		Field Temperature		17.7		Degrees C	
OU5	W-850-2315	10/18/21		Total Uranium (in activity)		18	0.14	pCi/L	D
OU5	W-850-2315	10/18/21		Total Uranium (in mass)		23	0.072	ug/L	D
OU5	W-850-2315	10/18/21		Uranium 234 (in activity)		10	0.14	pCi/L	D
OU5	W-850-2315	10/18/21		Uranium 234/238		0.00007116	0.00000097	atom/atom	D
OU5	W-850-2315	10/18/21		Uranium 235 (in activity)		0.35	0.0015	pCi/L	D
OU5	W-850-2315	10/18/21		Uranium 235/238		0.007218	0.000019	atom/atom	D
OU5	W-850-2315	10/18/21		Uranium 236 (in activity)	<	0.0015		pCi/L	D
OU5	W-850-2315	10/18/21		Uranium 236/238	<	0.000001		atom/atom	D
OU5	W-850-2315	10/18/21		Uranium 238 (in activity)		7.6	0.024	pCi/L	D
OU5	W-850-2315	10/18/21		Uranium 238 (in mass)		23	0.072	ug/L	D
OU5	W-850-2316	5/20/21		Uranium 234 and 233 (in activity)		5.42	0.593	pCi/L	O
OU5	W-850-2316	5/20/21		Uranium 235 and 236 (in activity)		0.209	0.0642	pCi/L	
OU5	W-850-2316	5/20/21		Uranium 238 (in activity)		4.12	0.465	pCi/L	
OU5	W-850-2316	5/20/21		Perchlorate	<	4		ug/L	
OU5	W-850-2316	5/20/21		Tritium		5740	1130	pCi/L	
OU5	W-850-2316	5/20/21		Field Oxidation Potential (Eh)		-90		mVolts	
OU5	W-850-2316	5/20/21		Field pH		7.86		Units	
OU5	W-850-2316	5/20/21		Field Specific Conductance		760.8		umhos/cm	
OU5	W-850-2316	5/20/21		Field Temperature		17.3		Degrees C	
OU5	W-850-2316	10/20/21		Perchlorate	<	2		ug/L	
OU5	W-850-2316	10/20/21		Tritium		5930	1170	pCi/L	
OU5	W-850-2316	10/20/21		Field Oxidation Potential (Eh)		117		mVolts	
OU5	W-850-2316	10/20/21		Field pH		7.62		Units	
OU5	W-850-2316	10/20/21		Field Specific Conductance		746.8		umhos/cm	
OU5	W-850-2316	10/20/21		Field Temperature		17.4		Degrees C	
OU5	W-850-2416	5/5/21		Nitrate (as NO3)		3.1		mg/L	
OU5	W-850-2416	5/5/21		Perchlorate	<	4		ug/L	
OU5	W-850-2416	5/5/21		1,3-Dinitrobenzene	<	2		ug/L	
OU5	W-850-2416	5/5/21		1,3,5-Trinitrobenzene	<	2		ug/L	
OU5	W-850-2416	5/5/21		2-Amino-4,6-dinitrotoluene	<	2		ug/L	
OU5	W-850-2416	5/5/21		2-Nitrotoluene	<	2		ug/L	
OU5	W-850-2416	5/5/21		2,4-Dinitrotoluene	<	2		ug/L	
OU5	W-850-2416	5/5/21		2,6-Dinitrotoluene	<	2		ug/L	
OU5	W-850-2416	5/5/21		3-Nitrotoluene	<	2		ug/L	
OU5	W-850-2416	5/5/21		4-Amino-2,6-dinitrotoluene	<	2		ug/L	
OU5	W-850-2416	5/5/21		4-Nitrotoluene	<	2		ug/L	
OU5	W-850-2416	5/5/21		HMX	<	1		ug/L	
OU5	W-850-2416	5/5/21		Nitrobenzene	<	2		ug/L	
OU5	W-850-2416	5/5/21		RDX	<	1		ug/L	
OU5	W-850-2416	5/5/21		Tetryl	<	2		ug/L	
OU5	W-850-2416	5/5/21		TNT	<	2		ug/L	
OU5	W-850-2416	5/5/21		Tritium	<	100	60.4	pCi/L	
OU5	W-850-2416	5/5/21		Field Oxidation Potential (Eh)		110		mVolts	
OU5	W-850-2416	5/5/21		Field pH		8.47		Units	
OU5	W-850-2416	5/5/21		Field Specific Conductance		689		umhos/cm	
OU5	W-850-2416	5/5/21		Field Temperature		22.3		Degrees C	
OU5	W-850-2416	5/5/21		Total Uranium (in activity)	<	0.062725	0.00027	pCi/L	
OU5	W-850-2416	5/5/21		Total Uranium (in mass)		0.05	0.00081	ug/L	
OU5	W-850-2416	5/5/21		Uranium 234 (in activity)	<	0.032		pCi/L	
OU5	W-850-2416	5/5/21		Uranium 235 (in activity)		0.00067	0.000019	pCi/L	
OU5	W-850-2416	5/5/21		Uranium 235/238		0.00621	0.00014	atom/atom	
OU5	W-850-2416	5/5/21		Uranium 236 (in activity)	<	0.000016		pCi/L	
OU5	W-850-2416	5/5/21		Uranium 238 (in activity)		0.017	0.00027	pCi/L	
OU5	W-850-2416	5/5/21		Uranium 238 (in mass)		0.05	0.0008	ug/L	
OU5	W-850-2416	10/20/21		Perchlorate	<	2		ug/L	H
OU5	W-850-2416	10/20/21		1,3-Dinitrobenzene	<	2		ug/L	

Attachment 1. Table 1. Groundwater analytical data, Site 300, 2021.

OU	Location	Date	Sample Type	Parameter	LOS Indicator	Result	Error	Units	QA Flag
OU5	W-850-2416	10/20/21		1,3,5-Trinitrobenzene	<	2		ug/L	
OU5	W-850-2416	10/20/21		2-Amino-4,6-dinitrotoluene	<	2		ug/L	
OU5	W-850-2416	10/20/21		2-Nitrotoluene	<	2		ug/L	
OU5	W-850-2416	10/20/21		2,4-Dinitrotoluene	<	2		ug/L	
OU5	W-850-2416	10/20/21		2,6-Dinitrotoluene	<	2		ug/L	
OU5	W-850-2416	10/20/21		3-Nitrotoluene	<	2		ug/L	
OU5	W-850-2416	10/20/21		4-Amino-2,6-dinitrotoluene	<	2		ug/L	
OU5	W-850-2416	10/20/21		4-Nitrotoluene	<	2		ug/L	
OU5	W-850-2416	10/20/21		HMX	<	1		ug/L	
OU5	W-850-2416	10/20/21		Nitrobenzene	<	2		ug/L	
OU5	W-850-2416	10/20/21		RDX	<	1		ug/L	
OU5	W-850-2416	10/20/21		Tetryl	<	2		ug/L	
OU5	W-850-2416	10/20/21		TNT	<	2		ug/L	
OU5	W-850-2416	10/20/21		Tritium	<	100	66.3	pCi/L	
OU5	W-850-2416	10/20/21		Field Oxidation Potential (Eh)		166		mVolts	
OU5	W-850-2416	10/20/21		Field pH		8.11		Units	
OU5	W-850-2416	10/20/21		Field Specific Conductance		680.2		umhos/cm	
OU5	W-850-2416	10/20/21		Field Temperature		18.9		Degrees C	
OU5	W-850-2416	10/20/21		Total Uranium (in activity)		0.058	0.0035	pCi/L	D
OU5	W-850-2416	10/20/21		Total Uranium (in mass)		0.072	0.001	ug/L	D
OU5	W-850-2416	10/20/21		Uranium 234 (in activity)		0.033	0.0035	pCi/L	D
OU5	W-850-2416	10/20/21		Uranium 234/238		0.0000751	0.0000077	atom/atom	D
OU5	W-850-2416	10/20/21		Uranium 235 (in activity)		0.00091	0.000019	pCi/L	D
OU5	W-850-2416	10/20/21		Uranium 235/238		0.005944	0.000092	atom/atom	D
OU5	W-850-2416	10/20/21		Uranium 236 (in activity)	<	0.000027		pCi/L	D
OU5	W-850-2416	10/20/21		Uranium 236/238	<	0.0000059		atom/atom	D
OU5	W-850-2416	10/20/21		Uranium 238 (in activity)		0.024	0.00034	pCi/L	D
OU5	W-850-2416	10/20/21		Uranium 238 (in mass)		0.071	0.001	ug/L	D
OU5	W-850-2417	5/17/21		Nitrate (as NO3)		48		mg/L	
OU5	W-850-2417	5/17/21		Perchlorate		39		ug/L	D
OU5	W-850-2417	5/17/21		1,3-Dinitrobenzene	<	2		ug/L	
OU5	W-850-2417	5/17/21		1,3,5-Trinitrobenzene	<	2		ug/L	
OU5	W-850-2417	5/17/21		2-Amino-4,6-dinitrotoluene	<	2		ug/L	
OU5	W-850-2417	5/17/21		2-Nitrotoluene	<	2		ug/L	
OU5	W-850-2417	5/17/21		2,4-Dinitrotoluene	<	2		ug/L	
OU5	W-850-2417	5/17/21		2,6-Dinitrotoluene	<	2		ug/L	
OU5	W-850-2417	5/17/21		3-Nitrotoluene	<	2		ug/L	
OU5	W-850-2417	5/17/21		4-Amino-2,6-dinitrotoluene	<	2		ug/L	
OU5	W-850-2417	5/17/21		4-Nitrotoluene	<	2		ug/L	
OU5	W-850-2417	5/17/21		HMX		11		ug/L	
OU5	W-850-2417	5/17/21		Nitrobenzene	<	2		ug/L	
OU5	W-850-2417	5/17/21		RDX		5.9		ug/L	
OU5	W-850-2417	5/17/21		Tetryl	<	2		ug/L	
OU5	W-850-2417	5/17/21		TNT	<	2		ug/L	
OU5	W-850-2417	5/17/21		Tritium		9440	1850	pCi/L	
OU5	W-850-2417	5/17/21		Field Oxidation Potential (Eh)		-92		mVolts	
OU5	W-850-2417	5/17/21		Field pH		7.31		Units	
OU5	W-850-2417	5/17/21		Field Specific Conductance		633.1		umhos/cm	
OU5	W-850-2417	5/17/21		Field Temperature		19.7		Degrees C	
OU5	W-850-2417	5/17/21		Total Uranium (in activity)		9.2	0.14	pCi/L	
OU5	W-850-2417	5/17/21		Total Uranium (in mass)		20	0.14	ug/L	
OU5	W-850-2417	5/17/21		Uranium 234 (in activity)		2.3	0.13	pCi/L	
OU5	W-850-2417	5/17/21		Uranium 235 (in activity)		0.11	0.001	pCi/L	
OU5	W-850-2417	5/17/21		Uranium 235/238		0.00248	0.000017	atom/atom	
OU5	W-850-2417	5/17/21		Uranium 236 (in activity)		0.041	0.000048	pCi/L	
OU5	W-850-2417	5/17/21		Uranium 238 (in activity)		6.7	0.046	pCi/L	
OU5	W-850-2417	5/17/21		Uranium 238 (in mass)		20	0.14	ug/L	
OU5	W-850-2417	10/20/21		Perchlorate		39		ug/L	H
OU5	W-850-2417	10/20/21		1,3-Dinitrobenzene	<	2		ug/L	
OU5	W-850-2417	10/20/21		1,3,5-Trinitrobenzene	<	2		ug/L	
OU5	W-850-2417	10/20/21		2-Amino-4,6-dinitrotoluene	<	2		ug/L	
OU5	W-850-2417	10/20/21		2-Nitrotoluene	<	2		ug/L	
OU5	W-850-2417	10/20/21		2,4-Dinitrotoluene	<	2		ug/L	
OU5	W-850-2417	10/20/21		2,6-Dinitrotoluene	<	2		ug/L	
OU5	W-850-2417	10/20/21		3-Nitrotoluene	<	2		ug/L	
OU5	W-850-2417	10/20/21		4-Amino-2,6-dinitrotoluene	<	2		ug/L	

Attachment 1. Table 1. Groundwater analytical data, Site 300, 2021.

OU	Location	Date	Sample Type	Parameter	LOS Indicator	Result	Error	Units	QA Flag
OU5	W-850-2417	10/20/21		4-Nitrotoluene	<	2		ug/L	
OU5	W-850-2417	10/20/21		HMX		10		ug/L	
OU5	W-850-2417	10/20/21		Nitrobenzene	<	2		ug/L	
OU5	W-850-2417	10/20/21		RDX		4.7		ug/L	
OU5	W-850-2417	10/20/21		Tetryl	<	2		ug/L	
OU5	W-850-2417	10/20/21		TNT	<	2		ug/L	
OU5	W-850-2417	10/20/21		Tritium		10200	1990	pCi/L	
OU5	W-850-2417	10/20/21		Field Oxidation Potential (Eh)		145		mVolts	
OU5	W-850-2417	10/20/21		Field pH		7.24		Units	
OU5	W-850-2417	10/20/21		Field Specific Conductance		627.8		umhos/cm	
OU5	W-850-2417	10/20/21		Field Temperature		18.9		Degrees C	
OU5	W-850-2805	5/24/21		Uranium 234 and 233 (in activity)	<	0.1	0.0561	pCi/L	O
OU5	W-850-2805	5/24/21		Uranium 235 and 236 (in activity)	<	0.1	0.0275	pCi/L	
OU5	W-850-2805	5/24/21		Uranium 238 (in activity)	<	0.1	0.0261	pCi/L	O
OU5	W-850-2805	5/24/21		Nitrate (as NO3)		2.1		mg/L	
OU5	W-850-2805	5/24/21		Perchlorate	<	4		ug/L	
OU5	W-850-2805	5/24/21		Tritium	<	100	61.1	pCi/L	
OU5	W-850-2805	5/24/21		Field Oxidation Potential (Eh)		105		mVolts	
OU5	W-850-2805	5/24/21		Field pH		7.89		Units	
OU5	W-850-2805	5/24/21		Field Specific Conductance		50		umhos/cm	
OU5	W-850-2805	5/24/21		Field Temperature		20.8		Degrees C	
OU5	W-850-2805	10/18/21		Perchlorate	<	2		ug/L	
OU5	W-850-2805	10/18/21		Tritium	<	100	73	pCi/L	
OU5	W-850-2805	10/18/21		Field Oxidation Potential (Eh)		53		mVolts	
OU5	W-850-2805	10/18/21		Field pH		7.95		Units	
OU5	W-850-2805	10/18/21		Field Specific Conductance		56.96		umhos/cm	
OU5	W-850-2805	10/18/21		Field Temperature		20.1		Degrees C	
OU5	W-850-3701	10/19/21		Uranium 234 and 233 (in activity)		0.168	0.0769	pCi/L	
OU5	W-850-3701	10/19/21		Uranium 235 and 236 (in activity)	<	0.1	0.0271	pCi/L	O
OU5	W-850-3701	10/19/21		Uranium 238 (in activity)	<	0.1	0.0481	pCi/L	
OU5	W-850-3701	10/19/21		Silica (as SiO2)		29		mg/L	
OU5	W-850-3701	10/19/21		Perchlorate	<	2		ug/L	
OU5	W-850-3701	10/19/21		1,1-Dichloroethane	<	0.5		ug/L	
OU5	W-850-3701	10/19/21		1,1-Dichloroethene	<	0.5		ug/L	
OU5	W-850-3701	10/19/21		1,1,1-Trichloroethane	<	0.5		ug/L	
OU5	W-850-3701	10/19/21		1,1,2-Trichloroethane	<	0.5		ug/L	
OU5	W-850-3701	10/19/21		1,1,2,2-Tetrachloroethane	<	0.5		ug/L	
OU5	W-850-3701	10/19/21		1,2-Dichlorobenzene	<	0.5		ug/L	
OU5	W-850-3701	10/19/21		1,2-Dichloroethane	<	0.5		ug/L	
OU5	W-850-3701	10/19/21		1,2-Dichloroethene (total)	<	1		ug/L	
OU5	W-850-3701	10/19/21		1,2-Dichloropropane	<	0.5		ug/L	
OU5	W-850-3701	10/19/21		1,3-Dichlorobenzene	<	0.5		ug/L	
OU5	W-850-3701	10/19/21		1,4-Dichlorobenzene	<	0.5		ug/L	
OU5	W-850-3701	10/19/21		2-Butanone	<	10		ug/L	
OU5	W-850-3701	10/19/21		2-Chloroethylvinylether	<	10		ug/L	
OU5	W-850-3701	10/19/21		2-Hexanone	<	10		ug/L	
OU5	W-850-3701	10/19/21		4-Methyl-2-pentanone	<	10		ug/L	
OU5	W-850-3701	10/19/21		Acetone	<	10		ug/L	
OU5	W-850-3701	10/19/21		Benzene	<	0.5		ug/L	
OU5	W-850-3701	10/19/21		Bromodichloromethane	<	0.5		ug/L	
OU5	W-850-3701	10/19/21		Bromoform	<	0.5		ug/L	
OU5	W-850-3701	10/19/21		Bromomethane	<	1		ug/L	
OU5	W-850-3701	10/19/21		Carbon disulfide	<	1		ug/L	
OU5	W-850-3701	10/19/21		Carbon tetrachloride	<	0.5		ug/L	
OU5	W-850-3701	10/19/21		Chlorobenzene	<	0.5		ug/L	
OU5	W-850-3701	10/19/21		Chloroethane	<	0.5		ug/L	
OU5	W-850-3701	10/19/21		Chloroform	<	0.5		ug/L	
OU5	W-850-3701	10/19/21		Chloromethane	<	0.5		ug/L	
OU5	W-850-3701	10/19/21		cis-1,2-Dichloroethene	<	0.5		ug/L	
OU5	W-850-3701	10/19/21		cis-1,3-Dichloropropene	<	0.5		ug/L	
OU5	W-850-3701	10/19/21		Dibromochloromethane	<	0.5		ug/L	
OU5	W-850-3701	10/19/21		Dibromomethane	<	0.5		ug/L	
OU5	W-850-3701	10/19/21		Dichlorodifluoromethane	<	0.5		ug/L	
OU5	W-850-3701	10/19/21		Ethylbenzene	<	0.5		ug/L	
OU5	W-850-3701	10/19/21		Methylene chloride	<	1		ug/L	
OU5	W-850-3701	10/19/21		Styrene	<	0.5		ug/L	

Attachment 1. Table 1. Groundwater analytical data, Site 300, 2021.

OU	Location	Date	Sample Type	Parameter	LOS Indicator	Result	Error	Units	QA Flag
OU5	W-850-3701	10/19/21		Tetrachloroethene	<	0.5		ug/L	
OU5	W-850-3701	10/19/21		Tetrahydrofuran	<	20		ug/L	
OU5	W-850-3701	10/19/21		Toluene	<	0.5		ug/L	
OU5	W-850-3701	10/19/21		Total Xylene Isomers	<	0.5		ug/L	
OU5	W-850-3701	10/19/21		trans-1,2-Dichloroethene	<	0.5		ug/L	
OU5	W-850-3701	10/19/21		trans-1,3-Dichloropropene	<	0.5		ug/L	
OU5	W-850-3701	10/19/21		Trichloroethene	<	0.5		ug/L	
OU5	W-850-3701	10/19/21		Trichlorofluoromethane	<	0.5		ug/L	
OU5	W-850-3701	10/19/21		Trichlorotrifluoroethane	<	0.5		ug/L	
OU5	W-850-3701	10/19/21		Vinyl acetate	<	10		ug/L	
OU5	W-850-3701	10/19/21		Vinyl chloride	<	0.5		ug/L	
OU5	W-850-3701	10/19/21		1,3-Dinitrobenzene	<	2		ug/L	
OU5	W-850-3701	10/19/21		1,3,5-Trinitrobenzene	<	2		ug/L	
OU5	W-850-3701	10/19/21		2-Amino-4,6-dinitrotoluene	<	2		ug/L	
OU5	W-850-3701	10/19/21		2-Nitrotoluene	<	2		ug/L	
OU5	W-850-3701	10/19/21		2,4-Dinitrotoluene	<	2		ug/L	
OU5	W-850-3701	10/19/21		2,6-Dinitrotoluene	<	2		ug/L	
OU5	W-850-3701	10/19/21		3-Nitrotoluene	<	2		ug/L	
OU5	W-850-3701	10/19/21		4-Amino-2,6-dinitrotoluene	<	2		ug/L	
OU5	W-850-3701	10/19/21		4-Nitrotoluene	<	2		ug/L	
OU5	W-850-3701	10/19/21		HMX	<	1		ug/L	
OU5	W-850-3701	10/19/21		Nitrobenzene	<	2		ug/L	
OU5	W-850-3701	10/19/21		RDX	<	1		ug/L	
OU5	W-850-3701	10/19/21		TNT	<	2		ug/L	
OU5	W-850-3701	10/19/21		Gross alpha	<	2	0.914	pCi/L	
OU5	W-850-3701	10/19/21		Gross beta		4.3	1.64	pCi/L	B
OU5	W-850-3701	10/19/21		Tritium		25700	5000	pCi/L	
OU5	W-850-3701	10/19/21		Field Oxidation Potential (Eh)		137		mVolts	
OU5	W-850-3701	10/19/21		Field pH		7.34		Units	
OU5	W-850-3701	10/19/21		Field Specific Conductance		704.4		umhos/cm	
OU5	W-850-3701	10/19/21		Field Temperature		21.7		Degrees C	
OU5	W-850-3701	10/19/21		Aluminum	<	0.2		mg/L	
OU5	W-850-3701	10/19/21		Bicarbonate Alk (as CaCO3)		180		mg/L	
OU5	W-850-3701	10/19/21		Calcium		66		mg/L	
OU5	W-850-3701	10/19/21		Carbonate Alk (as CaCO3)	<	4.1		mg/L	
OU5	W-850-3701	10/19/21		Chloride		58		mg/L	
OU5	W-850-3701	10/19/21		Copper	<	0.05		mg/L	
OU5	W-850-3701	10/19/21		Fluoride		0.35		mg/L	
OU5	W-850-3701	10/19/21		Hydroxide Alk (as CaCO3)	<	4.1		mg/L	
OU5	W-850-3701	10/19/21		Iron	<	0.1		mg/L	
OU5	W-850-3701	10/19/21		Magnesium		25		mg/L	
OU5	W-850-3701	10/19/21		Manganese		0.047		mg/L	
OU5	W-850-3701	10/19/21		Nickel	<	0.1		mg/L	
OU5	W-850-3701	10/19/21		Nitrate (as N)	<	0.5		mg/L	
OU5	W-850-3701	10/19/21		Nitrate (as NO3)	<	0.5		mg/L	
OU5	W-850-3701	10/19/21		Nitrite (as N)	<	0.5		mg/L	
OU5	W-850-3701	10/19/21		Ortho-Phosphate	<	0.15		mg/L	
OU5	W-850-3701	10/19/21		pH		8.06		Units	
OU5	W-850-3701	10/19/21		Potassium		4		mg/L	
OU5	W-850-3701	10/19/21		Sodium		49		mg/L	
OU5	W-850-3701	10/19/21		Specific Conductance		764		umhos/cm	
OU5	W-850-3701	10/19/21		Sulfate		110		mg/L	
OU5	W-850-3701	10/19/21		Surfactants	<	0.5		mg/L	
OU5	W-850-3701	10/19/21		Total Alkalinity (as CaCO3)		180		mg/L	
OU5	W-850-3701	10/19/21		Total dissolved solids (TDS)		470		mg/L	D
OU5	W-850-3701	10/19/21		Total Hardness (as CaCO3)		270		mg/L	
OU5	W-850-3701	10/19/21		Total Phosphorus (as PO4)	<	0.15		mg/L	
OU5	W-850-3701	10/19/21		Zinc		0.12		mg/L	
OU5	W-850-3701	10/19/21		Total Uranium (in activity)		0.3	0.0055	pCi/L	D
OU5	W-850-3701	10/19/21		Total Uranium (in mass)		0.27	0.0019	ug/L	D
OU5	W-850-3701	10/19/21		Uranium 234 (in activity)		0.21	0.0055	pCi/L	D
OU5	W-850-3701	10/19/21		Uranium 234/238		0.0001244	0.0000032	atom/atom	D
OU5	W-850-3701	10/19/21		Uranium 235 (in activity)		0.0042	0.000043	pCi/L	D
OU5	W-850-3701	10/19/21		Uranium 235/238		0.007215	0.000053	atom/atom	D
OU5	W-850-3701	10/19/21		Uranium 236 (in activity)	<	0.000022		pCi/L	D
OU5	W-850-3701	10/19/21		Uranium 236/238	<	0.0000013		atom/atom	D

Attachment 1. Table 1. Groundwater analytical data, Site 300, 2021.

OU	Location	Date	Sample Type	Parameter	LOS Indicator	Result	Error	Units	QA Flag
OU5	W-850-3701	10/19/21		Uranium 238 (in activity)		0.09	0.00065	pCi/L	D
OU5	W-850-3701	10/19/21		Uranium 238 (in mass)		0.27	0.0019	ug/L	D
OU5	W-850-3701	10/19/21		Aluminum	<	0.05		mg/L	
OU5	W-850-3701	10/19/21		Antimony	<	0.005		mg/L	
OU5	W-850-3701	10/19/21		Arsenic		0.0057		mg/L	
OU5	W-850-3701	10/19/21		Barium		0.046		mg/L	
OU5	W-850-3701	10/19/21		Beryllium	<	0.0002		mg/L	
OU5	W-850-3701	10/19/21		Boron		0.28		mg/L	
OU5	W-850-3701	10/19/21		Cadmium	<	0.0005		mg/L	
OU5	W-850-3701	10/19/21		Chromium	<	0.001		mg/L	
OU5	W-850-3701	10/19/21		Cobalt	<	0.05		mg/L	
OU5	W-850-3701	10/19/21		Copper		0.0011		mg/L	
OU5	W-850-3701	10/19/21		Hexavalent Chromium	<	0.002		mg/L	
OU5	W-850-3701	10/19/21		Iron	<	0.1		mg/L	
OU5	W-850-3701	10/19/21		Lead	<	0.005		mg/L	
OU5	W-850-3701	10/19/21		Manganese		0.048		mg/L	
OU5	W-850-3701	10/19/21		Mercury	<	0.0002		mg/L	
OU5	W-850-3701	10/19/21		Molybdenum		0.025		mg/L	
OU5	W-850-3701	10/19/21		Nickel	<	0.002		mg/L	
OU5	W-850-3701	10/19/21		Selenium	<	0.002		mg/L	
OU5	W-850-3701	10/19/21		Silver	<	0.001		mg/L	
OU5	W-850-3701	10/19/21		Thallium	<	0.001		mg/L	
OU5	W-850-3701	10/19/21		Vanadium	<	0.02		mg/L	
OU5	W-850-3701	10/19/21		Zinc		0.12		mg/L	
OU5	W-850-3701	10/19/21		C24H52O4Si	<	10		ug/L	
OU5	W-850-3701	12/1/21		Tritium		29800	5790	pCi/L	
OU5	W-850-3701	12/1/21		Field Oxidation Potential (Eh)		-37		mVolts	
OU5	W-850-3701	12/1/21		Field pH		7.51		Units	
OU5	W-850-3701	12/1/21		Field Specific Conductance		768.4		umhos/cm	
OU5	W-850-3701	12/1/21		Field Temperature		19		Degrees C	
OU5	W-850-3702	7/28/21		Uranium 234 and 233 (in activity)		0.807	0.144	pCi/L	O
OU5	W-850-3702	7/28/21		Uranium 235 and 236 (in activity)	<	0.1	0.0294	pCi/L	
OU5	W-850-3702	7/28/21		Uranium 238 (in activity)		0.432	0.0951	pCi/L	L
OU5	W-850-3702	7/28/21		Silica (as SiO2)		15		mg/L	
OU5	W-850-3702	7/28/21		Perchlorate	<	2		ug/L	
OU5	W-850-3702	7/28/21		1,1-Dichloroethane	<	0.5		ug/L	
OU5	W-850-3702	7/28/21		1,1-Dichloroethene	<	0.5		ug/L	
OU5	W-850-3702	7/28/21		1,1,1-Trichloroethane	<	0.5		ug/L	
OU5	W-850-3702	7/28/21		1,1,2-Trichloroethane	<	0.5		ug/L	
OU5	W-850-3702	7/28/21		1,1,2,2-Tetrachloroethane	<	0.5		ug/L	
OU5	W-850-3702	7/28/21		1,2-Dichlorobenzene	<	0.5		ug/L	
OU5	W-850-3702	7/28/21		1,2-Dichloroethane	<	0.5		ug/L	
OU5	W-850-3702	7/28/21		1,2-Dichloroethene (total)	<	1		ug/L	
OU5	W-850-3702	7/28/21		1,2-Dichloropropane	<	0.5		ug/L	
OU5	W-850-3702	7/28/21		1,3-Dichlorobenzene	<	0.5		ug/L	
OU5	W-850-3702	7/28/21		1,4-Dichlorobenzene	<	0.5		ug/L	
OU5	W-850-3702	7/28/21		2-Butanone	<	10		ug/L	
OU5	W-850-3702	7/28/21		2-Chloroethylvinylether	<	10		ug/L	
OU5	W-850-3702	7/28/21		2-Hexanone	<	10		ug/L	
OU5	W-850-3702	7/28/21		4-Methyl-2-pentanone	<	10		ug/L	
OU5	W-850-3702	7/28/21		Acetone	<	10		ug/L	
OU5	W-850-3702	7/28/21		Benzene	<	0.5		ug/L	
OU5	W-850-3702	7/28/21		Bromodichloromethane	<	0.5		ug/L	
OU5	W-850-3702	7/28/21		Bromoform	<	0.5		ug/L	
OU5	W-850-3702	7/28/21		Bromomethane	<	1		ug/L	
OU5	W-850-3702	7/28/21		Carbon disulfide	<	1		ug/L	
OU5	W-850-3702	7/28/21		Carbon tetrachloride	<	0.5		ug/L	
OU5	W-850-3702	7/28/21		Chlorobenzene	<	0.5		ug/L	
OU5	W-850-3702	7/28/21		Chloroethane	<	0.5		ug/L	
OU5	W-850-3702	7/28/21		Chloroform	<	0.5		ug/L	
OU5	W-850-3702	7/28/21		Chloromethane	<	0.5		ug/L	
OU5	W-850-3702	7/28/21		cis-1,2-Dichloroethene	<	0.5		ug/L	
OU5	W-850-3702	7/28/21		cis-1,3-Dichloropropene	<	0.5		ug/L	
OU5	W-850-3702	7/28/21		Dibromochloromethane	<	0.5		ug/L	
OU5	W-850-3702	7/28/21		Dibromomethane	<	0.5		ug/L	
OU5	W-850-3702	7/28/21		Dichlorodifluoromethane	<	0.5		ug/L	

Attachment 1. Table 1. Groundwater analytical data, Site 300, 2021.

OU	Location	Date	Sample Type	Parameter	LOS Indicator	Result	Error	Units	QA Flag
OU5	W-850-3702	7/28/21		Ethylbenzene	<	0.5		ug/L	
OU5	W-850-3702	7/28/21		Methylene chloride	<	1		ug/L	
OU5	W-850-3702	7/28/21		Styrene	<	0.5		ug/L	
OU5	W-850-3702	7/28/21		Tetrachloroethene	<	0.5		ug/L	
OU5	W-850-3702	7/28/21		Tetrahydrofuran	<	20		ug/L	
OU5	W-850-3702	7/28/21		Toluene	<	0.5		ug/L	
OU5	W-850-3702	7/28/21		Total Xylene Isomers	<	0.5		ug/L	
OU5	W-850-3702	7/28/21		trans-1,2-Dichloroethene	<	0.5		ug/L	
OU5	W-850-3702	7/28/21		trans-1,3-Dichloropropene	<	0.5		ug/L	
OU5	W-850-3702	7/28/21		Trichloroethene	<	0.5		ug/L	
OU5	W-850-3702	7/28/21		Trichlorofluoromethane	<	0.5		ug/L	
OU5	W-850-3702	7/28/21		Trichlorotrifluoroethane	<	0.5		ug/L	
OU5	W-850-3702	7/28/21		Vinyl acetate	<	10		ug/L	
OU5	W-850-3702	7/28/21		Vinyl chloride	<	0.5		ug/L	
OU5	W-850-3702	7/28/21		1,3-Dinitrobenzene	<	2		ug/L	
OU5	W-850-3702	7/28/21		1,3,5-Trinitrobenzene	<	2		ug/L	
OU5	W-850-3702	7/28/21		2-Amino-4,6-dinitrotoluene	<	2		ug/L	
OU5	W-850-3702	7/28/21		2-Nitrotoluene	<	2		ug/L	
OU5	W-850-3702	7/28/21		2,4-Dinitrotoluene	<	2		ug/L	
OU5	W-850-3702	7/28/21		2,6-Dinitrotoluene	<	2		ug/L	
OU5	W-850-3702	7/28/21		3-Nitrotoluene	<	2		ug/L	
OU5	W-850-3702	7/28/21		4-Amino-2,6-dinitrotoluene	<	2		ug/L	
OU5	W-850-3702	7/28/21		4-Nitrotoluene	<	2		ug/L	
OU5	W-850-3702	7/28/21		HMX	<	1		ug/L	
OU5	W-850-3702	7/28/21		Nitrobenzene	<	2		ug/L	
OU5	W-850-3702	7/28/21		RDX	<	1		ug/L	
OU5	W-850-3702	7/28/21		TNT	<	2		ug/L	
OU5	W-850-3702	7/28/21		Gross alpha	<	2	1.48	pCi/L	
OU5	W-850-3702	7/28/21		Gross beta		6.64	1.65	pCi/L	
OU5	W-850-3702	7/28/21		Tritium	<	100	66.7	pCi/L	
OU5	W-850-3702	7/28/21		Field Oxidation Potential (Eh)		71		mVolts	
OU5	W-850-3702	7/28/21		Field pH		7.43		Units	
OU5	W-850-3702	7/28/21		Field Specific Conductance		946.5		umhos/cm	
OU5	W-850-3702	7/28/21		Field Temperature		16.26		Degrees C	
OU5	W-850-3702	7/28/21		Aluminum	<	0.2		mg/L	
OU5	W-850-3702	7/28/21		Bicarbonate Alk (as CaCO3)		140		mg/L	
OU5	W-850-3702	7/28/21		Calcium		50		mg/L	
OU5	W-850-3702	7/28/21		Carbonate Alk (as CaCO3)	<	4.1		mg/L	
OU5	W-850-3702	7/28/21		Chloride		72		mg/L	
OU5	W-850-3702	7/28/21		Copper	<	0.05		mg/L	
OU5	W-850-3702	7/28/21		Fluoride		0.3		mg/L	
OU5	W-850-3702	7/28/21		Hydroxide Alk (as CaCO3)	<	4.1		mg/L	
OU5	W-850-3702	7/28/21		Iron	<	0.1		mg/L	
OU5	W-850-3702	7/28/21		Magnesium		17		mg/L	
OU5	W-850-3702	7/28/21		Manganese	<	0.03		mg/L	
OU5	W-850-3702	7/28/21		Nickel	<	0.1		mg/L	
OU5	W-850-3702	7/28/21		Nitrate (as N)	<	0.5		mg/L	
OU5	W-850-3702	7/28/21		Nitrate (as NO3)	<	0.5		mg/L	
OU5	W-850-3702	7/28/21		Nitrite (as N)	<	0.5		mg/L	
OU5	W-850-3702	7/28/21		Ortho-Phosphate		0.31		mg/L	
OU5	W-850-3702	7/28/21		pH		8.28		Units	
OU5	W-850-3702	7/28/21		Potassium		6.9		mg/L	
OU5	W-850-3702	7/28/21		Sodium		87		mg/L	
OU5	W-850-3702	7/28/21		Specific Conductance		938		umhos/cm	
OU5	W-850-3702	7/28/21		Sulfate		230		mg/L	
OU5	W-850-3702	7/28/21		Surfactants	<	0.5		mg/L	
OU5	W-850-3702	7/28/21		Total Alkalinity (as CaCO3)		140		mg/L	
OU5	W-850-3702	7/28/21		Total dissolved solids (TDS)		630		mg/L	D
OU5	W-850-3702	7/28/21		Total Hardness (as CaCO3)		200		mg/L	
OU5	W-850-3702	7/28/21		Total Phosphorus (as PO4)		0.32		mg/L	
OU5	W-850-3702	7/28/21		Zinc	<	0.05		mg/L	
OU5	W-850-3702	7/28/21		Aluminum	<	0.05		mg/L	
OU5	W-850-3702	7/28/21		Antimony	<	0.005		mg/L	
OU5	W-850-3702	7/28/21		Arsenic		0.0056		mg/L	
OU5	W-850-3702	7/28/21		Barium	<	0.025		mg/L	
OU5	W-850-3702	7/28/21		Beryllium	<	0.0002		mg/L	

Attachment 1. Table 1. Groundwater analytical data, Site 300, 2021.

OU	Location	Date	Sample Type	Parameter	LOS Indicator	Result	Error	Units	QA Flag
OU5	W-850-3702	7/28/21		Boron		2.2		mg/L	
OU5	W-850-3702	7/28/21		Cadmium	<	0.0005		mg/L	
OU5	W-850-3702	7/28/21		Chromium	<	0.001		mg/L	
OU5	W-850-3702	7/28/21		Cobalt	<	0.05		mg/L	
OU5	W-850-3702	7/28/21		Copper		0.001		mg/L	
OU5	W-850-3702	7/28/21		Hexavalent Chromium	<	0.002		mg/L	
OU5	W-850-3702	7/28/21		Iron	<	0.1		mg/L	
OU5	W-850-3702	7/28/21		Lead	<	0.005		mg/L	
OU5	W-850-3702	7/28/21		Manganese	<	0.03		mg/L	
OU5	W-850-3702	7/28/21		Mercury	<	0.0002		mg/L	
OU5	W-850-3702	7/28/21		Molybdenum	<	0.025		mg/L	
OU5	W-850-3702	7/28/21		Nickel	<	0.002		mg/L	
OU5	W-850-3702	7/28/21		Selenium	<	0.002		mg/L	
OU5	W-850-3702	7/28/21		Silver	<	0.001		mg/L	
OU5	W-850-3702	7/28/21		Thallium	<	0.001		mg/L	
OU5	W-850-3702	7/28/21		Vanadium	<	0.02		mg/L	
OU5	W-850-3702	7/28/21		Zinc	<	0.02		mg/L	
OU5	W-850-3702	7/28/21		C24H52O4Si	<	10		ug/L	
OU5	W-850-3702	10/14/21		Uranium 234 and 233 (in activity)		1.92	0.266	pCi/L	
OU5	W-850-3702	10/14/21		Uranium 235 and 236 (in activity)	<	0.1	0.0419	pCi/L	O
OU5	W-850-3702	10/14/21		Uranium 238 (in activity)		1.06	0.174	pCi/L	
OU5	W-850-3702	10/14/21		Nitrate (as NO3)		39		mg/L	
OU5	W-850-3702	10/14/21		Perchlorate	<	2		ug/L	
OU5	W-850-3702	10/14/21		1,1-Dichloroethane	<	0.5		ug/L	
OU5	W-850-3702	10/14/21		1,1-Dichloroethene	<	0.5		ug/L	
OU5	W-850-3702	10/14/21		1,1,1-Trichloroethane	<	0.5		ug/L	
OU5	W-850-3702	10/14/21		1,1,2-Trichloroethane	<	0.5		ug/L	
OU5	W-850-3702	10/14/21		1,1,2,2-Tetrachloroethane	<	0.5		ug/L	
OU5	W-850-3702	10/14/21		1,2-Dichlorobenzene	<	0.5		ug/L	
OU5	W-850-3702	10/14/21		1,2-Dichloroethane	<	0.5		ug/L	
OU5	W-850-3702	10/14/21		1,2-Dichloroethene (total)	<	1		ug/L	
OU5	W-850-3702	10/14/21		1,2-Dichloropropane	<	0.5		ug/L	
OU5	W-850-3702	10/14/21		1,3-Dichlorobenzene	<	0.5		ug/L	
OU5	W-850-3702	10/14/21		1,4-Dichlorobenzene	<	0.5		ug/L	
OU5	W-850-3702	10/14/21		2-Chloroethylvinylether	<	10		ug/L	
OU5	W-850-3702	10/14/21		Bromodichloromethane	<	0.5		ug/L	
OU5	W-850-3702	10/14/21		Bromoform	<	0.5		ug/L	
OU5	W-850-3702	10/14/21		Bromomethane	<	1		ug/L	
OU5	W-850-3702	10/14/21		Carbon tetrachloride	<	0.5		ug/L	
OU5	W-850-3702	10/14/21		Chlorobenzene	<	0.5		ug/L	
OU5	W-850-3702	10/14/21		Chloroethane	<	0.5		ug/L	
OU5	W-850-3702	10/14/21		Chloroform	<	0.5		ug/L	
OU5	W-850-3702	10/14/21		Chloromethane	<	0.5		ug/L	
OU5	W-850-3702	10/14/21		cis-1,2-Dichloroethene	<	0.5		ug/L	
OU5	W-850-3702	10/14/21		cis-1,3-Dichloropropene	<	0.5		ug/L	
OU5	W-850-3702	10/14/21		Dibromochloromethane	<	0.5		ug/L	
OU5	W-850-3702	10/14/21		Dichlorodifluoromethane	<	0.5		ug/L	
OU5	W-850-3702	10/14/21		Methylene chloride	<	1		ug/L	
OU5	W-850-3702	10/14/21		Tetrachloroethene	<	0.5		ug/L	
OU5	W-850-3702	10/14/21		trans-1,2-Dichloroethene	<	0.5		ug/L	
OU5	W-850-3702	10/14/21		trans-1,3-Dichloropropene	<	0.5		ug/L	
OU5	W-850-3702	10/14/21		Trichloroethene	<	0.5		ug/L	
OU5	W-850-3702	10/14/21		Trichlorofluoromethane	<	0.5		ug/L	
OU5	W-850-3702	10/14/21		Trichlorotrifluoroethane	<	0.5		ug/L	
OU5	W-850-3702	10/14/21		Vinyl chloride	<	0.5		ug/L	
OU5	W-850-3702	10/14/21		Tritium	<	100	66.5	pCi/L	
OU5	W-850-3702	10/14/21		Field Oxidation Potential (Eh)		121		mVolts	
OU5	W-850-3702	10/14/21		Field pH		7.88		Units	
OU5	W-850-3702	10/14/21		Field Specific Conductance		1002		umhos/cm	
OU5	W-850-3702	10/14/21		Field Temperature		18.7		Degrees C	
OU5	W-850-3702	10/14/21		Total Uranium (in activity)		2.8	0.027	pCi/L	
OU5	W-850-3702	10/14/21		Total Uranium (in mass)		2.9	0.014	ug/L	D
OU5	W-850-3702	10/14/21		Uranium 234 (in activity)		1.8	0.027	pCi/L	
OU5	W-850-3702	10/14/21		Uranium 234/238		0.0000975	0.0000014	atom/atom	
OU5	W-850-3702	10/14/21		Uranium 235 (in activity)		0.046	0.00032	pCi/L	D
OU5	W-850-3702	10/14/21		Uranium 235/238		0.007247	0.000037	atom/atom	

Attachment 1. Table 1. Groundwater analytical data, Site 300, 2021.

OU	Location	Date	Sample Type	Parameter	LOS Indicator	Result	Error	Units	QA Flag
OU5	W-850-3702	10/14/21		Uranium 236 (in activity)	<	0.00019		pCi/L	
OU5	W-850-3702	10/14/21		Uranium 236/238	<	0.000001		atom/atom	
OU5	W-850-3702	10/14/21		Uranium 238 (in activity)		0.98	0.0047	pCi/L	
OU5	W-850-3702	10/14/21		Uranium 238 (in mass)		2.9	0.014	ug/L	
OU5	W-850-3704	8/3/21		Uranium 234 and 233 (in activity)		0.964	0.174	pCi/L	O
OU5	W-850-3704	8/3/21		Uranium 235 and 236 (in activity)	<	0.1	0.0411	pCi/L	
OU5	W-850-3704	8/3/21		Uranium 238 (in activity)		0.332	0.0914	pCi/L	
OU5	W-850-3704	8/3/21		Silica (as SiO2)		13		mg/L	
OU5	W-850-3704	8/3/21		Perchlorate	<	2		ug/L	
OU5	W-850-3704	8/3/21		1,1-Dichloroethane	<	0.5		ug/L	
OU5	W-850-3704	8/3/21		1,1-Dichloroethene	<	0.5		ug/L	
OU5	W-850-3704	8/3/21		1,1,1-Trichloroethane	<	0.5		ug/L	
OU5	W-850-3704	8/3/21		1,1,2-Trichloroethane	<	0.5		ug/L	
OU5	W-850-3704	8/3/21		1,1,2,2-Tetrachloroethane	<	0.5		ug/L	
OU5	W-850-3704	8/3/21		1,2-Dichlorobenzene	<	0.5		ug/L	
OU5	W-850-3704	8/3/21		1,2-Dichloroethane	<	0.5		ug/L	
OU5	W-850-3704	8/3/21		1,2-Dichloroethene (total)	<	1		ug/L	
OU5	W-850-3704	8/3/21		1,2-Dichloropropane	<	0.5		ug/L	
OU5	W-850-3704	8/3/21		1,3-Dichlorobenzene	<	0.5		ug/L	
OU5	W-850-3704	8/3/21		1,4-Dichlorobenzene	<	0.5		ug/L	
OU5	W-850-3704	8/3/21		2-Butanone	<	10		ug/L	
OU5	W-850-3704	8/3/21		2-Chloroethylvinylether	<	10		ug/L	
OU5	W-850-3704	8/3/21		2-Hexanone	<	10		ug/L	
OU5	W-850-3704	8/3/21		4-Methyl-2-pentanone	<	10		ug/L	
OU5	W-850-3704	8/3/21		Acetone	<	10		ug/L	
OU5	W-850-3704	8/3/21		Benzene	<	0.5		ug/L	
OU5	W-850-3704	8/3/21		Bromodichloromethane	<	0.5		ug/L	
OU5	W-850-3704	8/3/21		Bromoform	<	0.5		ug/L	
OU5	W-850-3704	8/3/21		Bromomethane	<	1		ug/L	
OU5	W-850-3704	8/3/21		Carbon disulfide	<	1		ug/L	
OU5	W-850-3704	8/3/21		Carbon tetrachloride	<	0.5		ug/L	
OU5	W-850-3704	8/3/21		Chlorobenzene	<	0.5		ug/L	
OU5	W-850-3704	8/3/21		Chloroethane	<	0.5		ug/L	
OU5	W-850-3704	8/3/21		Chloroform	<	0.5		ug/L	
OU5	W-850-3704	8/3/21		Chloromethane	<	0.5		ug/L	
OU5	W-850-3704	8/3/21		cis-1,2-Dichloroethene	<	0.5		ug/L	
OU5	W-850-3704	8/3/21		cis-1,3-Dichloropropene	<	0.5		ug/L	
OU5	W-850-3704	8/3/21		Dibromochloromethane	<	0.5		ug/L	
OU5	W-850-3704	8/3/21		Dibromomethane	<	0.5		ug/L	
OU5	W-850-3704	8/3/21		Dichlorodifluoromethane	<	0.5		ug/L	
OU5	W-850-3704	8/3/21		Ethylbenzene	<	0.5		ug/L	
OU5	W-850-3704	8/3/21		Methylene chloride	<	1		ug/L	
OU5	W-850-3704	8/3/21		Styrene	<	0.5		ug/L	
OU5	W-850-3704	8/3/21		Tetrachloroethene	<	0.5		ug/L	
OU5	W-850-3704	8/3/21		Tetrahydrofuran	<	20		ug/L	
OU5	W-850-3704	8/3/21		Toluene	<	0.5		ug/L	
OU5	W-850-3704	8/3/21		Total Xylene Isomers	<	0.5		ug/L	
OU5	W-850-3704	8/3/21		trans-1,2-Dichloroethene	<	0.5		ug/L	
OU5	W-850-3704	8/3/21		trans-1,3-Dichloropropene	<	0.5		ug/L	
OU5	W-850-3704	8/3/21		Trichloroethene	<	0.5		ug/L	
OU5	W-850-3704	8/3/21		Trichlorofluoromethane	<	0.5		ug/L	
OU5	W-850-3704	8/3/21		Trichlorotrifluoroethane	<	0.5		ug/L	
OU5	W-850-3704	8/3/21		Vinyl acetate	<	10		ug/L	
OU5	W-850-3704	8/3/21		Vinyl chloride	<	0.5		ug/L	
OU5	W-850-3704	8/3/21		1,3-Dinitrobenzene	<	2		ug/L	
OU5	W-850-3704	8/3/21		1,3,5-Trinitrobenzene	<	2		ug/L	
OU5	W-850-3704	8/3/21		2-Amino-4,6-dinitrotoluene	<	2		ug/L	
OU5	W-850-3704	8/3/21		2-Nitrotoluene	<	2.6		ug/L	
OU5	W-850-3704	8/3/21		2,4-Dinitrotoluene	<	2		ug/L	
OU5	W-850-3704	8/3/21		2,6-Dinitrotoluene	<	2.1		ug/L	
OU5	W-850-3704	8/3/21		3-Nitrotoluene	<	2		ug/L	
OU5	W-850-3704	8/3/21		4-Amino-2,6-dinitrotoluene	<	2		ug/L	
OU5	W-850-3704	8/3/21		4-Nitrotoluene	<	2.5		ug/L	
OU5	W-850-3704	8/3/21		HMX	<	1		ug/L	
OU5	W-850-3704	8/3/21		Nitrobenzene	<	2		ug/L	
OU5	W-850-3704	8/3/21		RDX	<	1		ug/L	

Attachment 1. Table 1. Groundwater analytical data, Site 300, 2021.

OU	Location	Date	Sample Type	Parameter	LOS Indicator	Result	Error	Units	QA Flag
OU5	W-850-3704	8/3/21		TNT	<	2		ug/L	
OU5	W-850-3704	8/3/21		Gross alpha	<	2	1.11	pCi/L	O
OU5	W-850-3704	8/3/21		Gross beta		6.11	1.71	pCi/L	
OU5	W-850-3704	8/3/21		Tritium	<	100	61.3	pCi/L	
OU5	W-850-3704	8/3/21		Field Oxidation Potential (Eh)		82		mVolts	
OU5	W-850-3704	8/3/21		Field pH		8.48		Units	
OU5	W-850-3704	8/3/21		Field Specific Conductance		619.2		umhos/cm	
OU5	W-850-3704	8/3/21		Field Temperature		27		Degrees C	
OU5	W-850-3704	8/3/21		Aluminum	<	0.2		mg/L	
OU5	W-850-3704	8/3/21		Bicarbonate Alk (as CaCO3)		140		mg/L	
OU5	W-850-3704	8/3/21		Calcium		30		mg/L	
OU5	W-850-3704	8/3/21		Carbonate Alk (as CaCO3)	<	4.1		mg/L	
OU5	W-850-3704	8/3/21		Chloride		71		mg/L	
OU5	W-850-3704	8/3/21		Copper	<	0.05		mg/L	
OU5	W-850-3704	8/3/21		Fluoride		0.35		mg/L	
OU5	W-850-3704	8/3/21		Hydroxide Alk (as CaCO3)	<	4.1		mg/L	
OU5	W-850-3704	8/3/21		Iron	<	0.1		mg/L	
OU5	W-850-3704	8/3/21		Magnesium		14		mg/L	
OU5	W-850-3704	8/3/21		Manganese	<	0.03		mg/L	
OU5	W-850-3704	8/3/21		Nickel	<	0.1		mg/L	
OU5	W-850-3704	8/3/21		Nitrate (as N)	<	0.5		mg/L	
OU5	W-850-3704	8/3/21		Nitrate (as NO3)	<	0.5		mg/L	
OU5	W-850-3704	8/3/21		Nitrite (as N)	<	0.5		mg/L	
OU5	W-850-3704	8/3/21		Ortho-Phosphate	<	0.15		mg/L	
OU5	W-850-3704	8/3/21		pH		8.25		Units	
OU5	W-850-3704	8/3/21		Potassium		6		mg/L	
OU5	W-850-3704	8/3/21		Sodium		60		mg/L	
OU5	W-850-3704	8/3/21		Specific Conductance		625		umhos/cm	
OU5	W-850-3704	8/3/21		Sulfate		55		mg/L	
OU5	W-850-3704	8/3/21		Surfactants	<	0.5		mg/L	
OU5	W-850-3704	8/3/21		Total Alkalinity (as CaCO3)		140		mg/L	
OU5	W-850-3704	8/3/21		Total dissolved solids (TDS)		380		mg/L	D
OU5	W-850-3704	8/3/21		Total Hardness (as CaCO3)		130		mg/L	
OU5	W-850-3704	8/3/21		Total Phosphorus (as PO4)	<	0.15		mg/L	
OU5	W-850-3704	8/3/21		Zinc	<	0.05		mg/L	
OU5	W-850-3704	8/3/21		Aluminum	<	0.05		mg/L	
OU5	W-850-3704	8/3/21		Antimony	<	0.005		mg/L	
OU5	W-850-3704	8/3/21		Arsenic		0.0079		mg/L	
OU5	W-850-3704	8/3/21		Barium	<	0.025		mg/L	
OU5	W-850-3704	8/3/21		Beryllium	<	0.0002		mg/L	
OU5	W-850-3704	8/3/21		Boron		0.49		mg/L	
OU5	W-850-3704	8/3/21		Cadmium	<	0.0005		mg/L	
OU5	W-850-3704	8/3/21		Chromium	<	0.001		mg/L	
OU5	W-850-3704	8/3/21		Cobalt	<	0.05		mg/L	
OU5	W-850-3704	8/3/21		Copper	<	0.001		mg/L	
OU5	W-850-3704	8/3/21		Iron	<	0.1		mg/L	
OU5	W-850-3704	8/3/21		Lead	<	0.005		mg/L	
OU5	W-850-3704	8/3/21		Manganese	<	0.03		mg/L	
OU5	W-850-3704	8/3/21		Mercury	<	0.0002		mg/L	
OU5	W-850-3704	8/3/21		Molybdenum		0.047		mg/L	
OU5	W-850-3704	8/3/21		Nickel		0.0022		mg/L	
OU5	W-850-3704	8/3/21		Selenium	<	0.002		mg/L	
OU5	W-850-3704	8/3/21		Silver	<	0.001		mg/L	
OU5	W-850-3704	8/3/21		Thallium	<	0.001		mg/L	
OU5	W-850-3704	8/3/21		Vanadium	<	0.02		mg/L	
OU5	W-850-3704	8/3/21		Zinc		0.045		mg/L	
OU5	W-850-3704	8/3/21		C24H52O4Si	<	10		ug/L	
OU5	W-850-3704	11/1/21		Uranium 234 and 233 (in activity)		1.54	0.192	pCi/L	
OU5	W-850-3704	11/1/21		Uranium 235 and 236 (in activity)	<	0.1	0.0305	pCi/L	
OU5	W-850-3704	11/1/21		Uranium 238 (in activity)		0.632	0.103	pCi/L	
OU5	W-850-3704	11/1/21		Nitrate (as NO3)		6.1		mg/L	
OU5	W-850-3704	11/1/21		Perchlorate	<	2		ug/L	
OU5	W-850-3704	11/1/21		1,1-Dichloroethane	<	0.5		ug/L	
OU5	W-850-3704	11/1/21		1,1-Dichloroethene	<	0.5		ug/L	
OU5	W-850-3704	11/1/21		1,1,1-Trichloroethane	<	0.5		ug/L	
OU5	W-850-3704	11/1/21		1,1,2-Trichloroethane	<	0.5		ug/L	

Attachment 1. Table 1. Groundwater analytical data, Site 300, 2021.

OU	Location	Date	Sample Type	Parameter	LOS Indicator	Result	Error	Units	QA Flag
OU5	W-850-3704	11/1/21		1,1,2,2-Tetrachloroethane	<	0.5		ug/L	
OU5	W-850-3704	11/1/21		1,2-Dichlorobenzene	<	0.5		ug/L	
OU5	W-850-3704	11/1/21		1,2-Dichloroethane	<	0.5		ug/L	
OU5	W-850-3704	11/1/21		1,2-Dichloroethene (total)	<	1		ug/L	
OU5	W-850-3704	11/1/21		1,2-Dichloropropane	<	0.5		ug/L	
OU5	W-850-3704	11/1/21		1,3-Dichlorobenzene	<	0.5		ug/L	
OU5	W-850-3704	11/1/21		1,4-Dichlorobenzene	<	0.5		ug/L	
OU5	W-850-3704	11/1/21		2-Chloroethylvinylether	<	10		ug/L	
OU5	W-850-3704	11/1/21		Bromodichloromethane	<	0.5		ug/L	
OU5	W-850-3704	11/1/21		Bromoform	<	0.5		ug/L	
OU5	W-850-3704	11/1/21		Bromomethane	<	1		ug/L	
OU5	W-850-3704	11/1/21		Carbon tetrachloride	<	0.5		ug/L	
OU5	W-850-3704	11/1/21		Chlorobenzene	<	0.5		ug/L	
OU5	W-850-3704	11/1/21		Chloroethane	<	0.5		ug/L	
OU5	W-850-3704	11/1/21		Chloroform	<	0.5		ug/L	
OU5	W-850-3704	11/1/21		Chloromethane	<	0.5		ug/L	
OU5	W-850-3704	11/1/21		cis-1,2-Dichloroethene	<	0.5		ug/L	
OU5	W-850-3704	11/1/21		cis-1,3-Dichloropropene	<	0.5		ug/L	
OU5	W-850-3704	11/1/21		Dibromochloromethane	<	0.5		ug/L	
OU5	W-850-3704	11/1/21		Dichlorodifluoromethane	<	0.5		ug/L	
OU5	W-850-3704	11/1/21		Methylene chloride	<	1		ug/L	
OU5	W-850-3704	11/1/21		Tetrachloroethene	<	0.5		ug/L	
OU5	W-850-3704	11/1/21		trans-1,2-Dichloroethene	<	0.5		ug/L	
OU5	W-850-3704	11/1/21		trans-1,3-Dichloropropene	<	0.5		ug/L	
OU5	W-850-3704	11/1/21		Trichloroethene	<	0.5		ug/L	
OU5	W-850-3704	11/1/21		Trichlorofluoromethane	<	0.5		ug/L	
OU5	W-850-3704	11/1/21		Trichlorotrifluoroethane	<	0.5		ug/L	
OU5	W-850-3704	11/1/21		Vinyl chloride	<	0.5		ug/L	
OU5	W-850-3704	11/1/21		Tritium	<	100	63.1	pCi/L	
OU5	W-850-3704	11/1/21		Field Oxidation Potential (Eh)		156		mVolts	
OU5	W-850-3704	11/1/21		Field pH		8.77		Units	
OU5	W-850-3704	11/1/21		Field Specific Conductance		661.1		umhos/cm	
OU5	W-850-3704	11/1/21		Field Temperature		17.8		Degrees C	
OU5	W-850-3704	11/1/21		Total Uranium (in activity)		2.2	0.036	pCi/L	D
OU5	W-850-3704	11/1/21		Total Uranium (in mass)		1.8	0.0065	ug/L	D
OU5	W-850-3704	11/1/21		Uranium 234 (in activity)		1.5	0.036	pCi/L	D
OU5	W-850-3704	11/1/21		Uranium 234/238		0.0001393	0.0000032	atom/atom	D
OU5	W-850-3704	11/1/21		Uranium 235 (in activity)		0.028	0.00012	pCi/L	D
OU5	W-850-3704	11/1/21		Uranium 235/238		0.007197	0.000017	atom/atom	D
OU5	W-850-3704	11/1/21		Uranium 236 (in activity)	<	0.00011		pCi/L	D
OU5	W-850-3704	11/1/21		Uranium 236/238	<	0.000001		atom/atom	D
OU5	W-850-3704	11/1/21		Uranium 238 (in activity)		0.6	0.0022	pCi/L	D
OU5	W-850-3704	11/1/21		Uranium 238 (in mass)		1.8	0.0065	ug/L	D
OU5	W-865-01	3/11/21		Nitrate (as NO3)		9.4		mg/L	
OU5	W-865-01	3/11/21		Perchlorate	<	4		ug/L	
OU5	W-865-01	3/11/21		1,1-Dichloroethane	<	0.5		ug/L	
OU5	W-865-01	3/11/21		1,1-Dichloroethene	<	0.5		ug/L	
OU5	W-865-01	3/11/21		1,1,1-Trichloroethane	<	0.5		ug/L	
OU5	W-865-01	3/11/21		1,1,2-Trichloroethane	<	0.5		ug/L	
OU5	W-865-01	3/11/21		1,1,2,2-Tetrachloroethane	<	0.5		ug/L	
OU5	W-865-01	3/11/21		1,2-Dichlorobenzene	<	0.5		ug/L	
OU5	W-865-01	3/11/21		1,2-Dichloroethane	<	0.5		ug/L	
OU5	W-865-01	3/11/21		1,2-Dichloroethene (total)	<	1		ug/L	
OU5	W-865-01	3/11/21		1,2-Dichloropropane	<	0.5		ug/L	
OU5	W-865-01	3/11/21		1,3-Dichlorobenzene	<	0.5		ug/L	
OU5	W-865-01	3/11/21		1,4-Dichlorobenzene	<	0.5		ug/L	
OU5	W-865-01	3/11/21		2-Chloroethylvinylether	<	10		ug/L	
OU5	W-865-01	3/11/21		Bromodichloromethane	<	0.5		ug/L	
OU5	W-865-01	3/11/21		Bromoform	<	0.5		ug/L	
OU5	W-865-01	3/11/21		Bromomethane	<	1		ug/L	
OU5	W-865-01	3/11/21		Carbon tetrachloride	<	0.5		ug/L	
OU5	W-865-01	3/11/21		Chlorobenzene	<	0.5		ug/L	
OU5	W-865-01	3/11/21		Chloroethane	<	0.5		ug/L	
OU5	W-865-01	3/11/21		Chloroform	<	0.5		ug/L	
OU5	W-865-01	3/11/21		Chloromethane	<	0.5		ug/L	
OU5	W-865-01	3/11/21		cis-1,2-Dichloroethene	<	0.5		ug/L	

Attachment 1. Table 1. Groundwater analytical data, Site 300, 2021.

OU	Location	Date	Sample Type	Parameter	LOS Indicator	Result	Error	Units	QA Flag
OU5	W-865-01	3/11/21		cis-1,3-Dichloropropene	<	0.5		ug/L	
OU5	W-865-01	3/11/21		Dibromochloromethane	<	0.5		ug/L	
OU5	W-865-01	3/11/21		Dichlorodifluoromethane	<	0.5		ug/L	
OU5	W-865-01	3/11/21		Methylene chloride	<	1		ug/L	
OU5	W-865-01	3/11/21		Tetrachloroethene	<	0.5		ug/L	
OU5	W-865-01	3/11/21		trans-1,2-Dichloroethene	<	0.5		ug/L	
OU5	W-865-01	3/11/21		trans-1,3-Dichloropropene	<	0.5		ug/L	
OU5	W-865-01	3/11/21		Trichloroethene	<	0.5		ug/L	
OU5	W-865-01	3/11/21		Trichlorofluoromethane	<	0.5		ug/L	
OU5	W-865-01	3/11/21		Trichlorotrifluoroethane	<	0.5		ug/L	
OU5	W-865-01	3/11/21		Vinyl chloride	<	0.5		ug/L	
OU5	W-865-01	3/11/21		Tritium	<	100	57.7	pCi/L	
OU5	W-865-01	3/11/21		Antimony	<	0.06		mg/L	
OU5	W-865-01	3/11/21		Arsenic	<	0.005		mg/L	
OU5	W-865-01	3/11/21		Barium		0.073		mg/L	
OU5	W-865-01	3/11/21		Beryllium	<	0.002		mg/L	
OU5	W-865-01	3/11/21		Cadmium	<	0.005		mg/L	
OU5	W-865-01	3/11/21		Chromium	<	0.01		mg/L	
OU5	W-865-01	3/11/21		Cobalt	<	0.02		mg/L	
OU5	W-865-01	3/11/21		Copper	<	0.01		mg/L	
OU5	W-865-01	3/11/21		Lead	<	0.003		mg/L	
OU5	W-865-01	3/11/21		Mercury	<	0.0002		mg/L	
OU5	W-865-01	3/11/21		Molybdenum	<	0.02		mg/L	
OU5	W-865-01	3/11/21		Nickel	<	0.02		mg/L	
OU5	W-865-01	3/11/21		Selenium	<	0.005		mg/L	
OU5	W-865-01	3/11/21		Silver	<	0.005		mg/L	
OU5	W-865-01	3/11/21		Thallium	<	0.005		mg/L	
OU5	W-865-01	3/11/21		Vanadium		0.021		mg/L	
OU5	W-865-01	3/11/21		Zinc	<	0.02		mg/L	
OU5	W-865-02	3/3/21		Nitrate (as NO3)		46		mg/L	
OU5	W-865-02	3/3/21		Perchlorate	<	4		ug/L	
OU5	W-865-02	3/3/21		1,1-Dichloroethane	<	0.5		ug/L	
OU5	W-865-02	3/3/21		1,1-Dichloroethene	<	0.5		ug/L	
OU5	W-865-02	3/3/21		1,1,1-Trichloroethane	<	0.5		ug/L	
OU5	W-865-02	3/3/21		1,1,2-Trichloroethane	<	0.5		ug/L	
OU5	W-865-02	3/3/21		1,1,2,2-Tetrachloroethane	<	0.5		ug/L	
OU5	W-865-02	3/3/21		1,2-Dichlorobenzene	<	0.5		ug/L	
OU5	W-865-02	3/3/21		1,2-Dichloroethane	<	0.5		ug/L	
OU5	W-865-02	3/3/21		1,2-Dichloroethene (total)	<	1		ug/L	
OU5	W-865-02	3/3/21		1,2-Dichloropropane	<	0.5		ug/L	
OU5	W-865-02	3/3/21		1,3-Dichlorobenzene	<	0.5		ug/L	
OU5	W-865-02	3/3/21		1,4-Dichlorobenzene	<	0.5		ug/L	
OU5	W-865-02	3/3/21		2-Chloroethylvinylether	<	10		ug/L	
OU5	W-865-02	3/3/21		Bromodichloromethane	<	0.5		ug/L	
OU5	W-865-02	3/3/21		Bromoform	<	0.5		ug/L	
OU5	W-865-02	3/3/21		Bromomethane	<	1		ug/L	
OU5	W-865-02	3/3/21		Carbon tetrachloride	<	0.5		ug/L	
OU5	W-865-02	3/3/21		Chlorobenzene	<	0.5		ug/L	
OU5	W-865-02	3/3/21		Chloroethane	<	0.5		ug/L	
OU5	W-865-02	3/3/21		Chloroform	<	0.5		ug/L	
OU5	W-865-02	3/3/21		Chloromethane	<	0.5		ug/L	
OU5	W-865-02	3/3/21		cis-1,2-Dichloroethene	<	0.5		ug/L	
OU5	W-865-02	3/3/21		cis-1,3-Dichloropropene	<	0.5		ug/L	
OU5	W-865-02	3/3/21		Dibromochloromethane	<	0.5		ug/L	
OU5	W-865-02	3/3/21		Dichlorodifluoromethane	<	0.5		ug/L	
OU5	W-865-02	3/3/21		Methylene chloride	<	1		ug/L	
OU5	W-865-02	3/3/21		Tetrachloroethene		0.98		ug/L	
OU5	W-865-02	3/3/21		trans-1,2-Dichloroethene	<	0.5		ug/L	
OU5	W-865-02	3/3/21		trans-1,3-Dichloropropene	<	0.5		ug/L	
OU5	W-865-02	3/3/21		Trichloroethene	<	0.5		ug/L	
OU5	W-865-02	3/3/21		Trichlorofluoromethane	<	0.5		ug/L	
OU5	W-865-02	3/3/21		Trichlorotrifluoroethane		35		ug/L	
OU5	W-865-02	3/3/21		Vinyl chloride	<	0.5		ug/L	
OU5	W-865-02	3/3/21		Tritium	<	100	59.9	pCi/L	
OU5	W-865-02	3/3/21		Field Oxidation Potential (Eh)		191		mVolts	
OU5	W-865-02	3/3/21		Field pH		8.58		Units	

Attachment 1. Table 1. Groundwater analytical data, Site 300, 2021.

OU	Location	Date	Sample Type	Parameter	LOS Indicator	Result	Error	Units	QA Flag
OU5	W-865-02	3/3/21		Field Specific Conductance		447.1		umhos/cm	
OU5	W-865-02	3/3/21		Field Temperature		19.2		Degrees C	
OU5	W-865-02	3/3/21		Antimony	<	0.06		mg/L	
OU5	W-865-02	3/3/21		Arsenic		0.0072		mg/L	
OU5	W-865-02	3/3/21		Barium		0.024		mg/L	
OU5	W-865-02	3/3/21		Beryllium	<	0.002		mg/L	
OU5	W-865-02	3/3/21		Cadmium	<	0.005		mg/L	
OU5	W-865-02	3/3/21		Chromium	<	0.01		mg/L	
OU5	W-865-02	3/3/21		Cobalt	<	0.02		mg/L	
OU5	W-865-02	3/3/21		Copper	<	0.01		mg/L	
OU5	W-865-02	3/3/21		Lead	<	0.003		mg/L	
OU5	W-865-02	3/3/21		Mercury	<	0.0002		mg/L	
OU5	W-865-02	3/3/21		Molybdenum	<	0.02		mg/L	
OU5	W-865-02	3/3/21		Nickel	<	0.02		mg/L	
OU5	W-865-02	3/3/21		Selenium	<	0.005		mg/L	
OU5	W-865-02	3/3/21		Silver	<	0.005		mg/L	
OU5	W-865-02	3/3/21		Thallium	<	0.005		mg/L	
OU5	W-865-02	3/3/21		Vanadium		0.044		mg/L	
OU5	W-865-02	3/3/21		Zinc	<	0.02		mg/L	
OU5	W-865-03	3/11/21		Nitrate (as NO3)		43		mg/L	
OU5	W-865-03	3/11/21		Perchlorate	<	4		ug/L	
OU5	W-865-03	3/11/21		Tritium	<	100	60.9	pCi/L	
OU5	W-865-04	3/10/21		Nitrate (as NO3)	<	1		mg/L	
OU5	W-865-04	3/10/21		1,1-Dichloroethane	<	0.5		ug/L	
OU5	W-865-04	3/10/21		1,1-Dichloroethene	<	0.5		ug/L	
OU5	W-865-04	3/10/21		1,1,1-Trichloroethane	<	0.5		ug/L	
OU5	W-865-04	3/10/21		1,1,2-Trichloroethane	<	0.5		ug/L	
OU5	W-865-04	3/10/21		1,1,2,2-Tetrachloroethane	<	0.5		ug/L	
OU5	W-865-04	3/10/21		1,2-Dichlorobenzene	<	0.5		ug/L	
OU5	W-865-04	3/10/21		1,2-Dichloroethane	<	0.5		ug/L	
OU5	W-865-04	3/10/21		1,2-Dichloroethene (total)	<	1		ug/L	
OU5	W-865-04	3/10/21		1,2-Dichloropropane	<	0.5		ug/L	
OU5	W-865-04	3/10/21		1,3-Dichlorobenzene	<	0.5		ug/L	
OU5	W-865-04	3/10/21		1,4-Dichlorobenzene	<	0.5		ug/L	
OU5	W-865-04	3/10/21		2-Chloroethylvinylether	<	1		ug/L	L
OU5	W-865-04	3/10/21		Bromodichloromethane	<	0.5		ug/L	
OU5	W-865-04	3/10/21		Bromoform	<	0.5		ug/L	
OU5	W-865-04	3/10/21		Bromomethane	<	0.5		ug/L	
OU5	W-865-04	3/10/21		Carbon tetrachloride	<	0.5		ug/L	
OU5	W-865-04	3/10/21		Chlorobenzene	<	0.5		ug/L	
OU5	W-865-04	3/10/21		Chloroethane	<	0.5		ug/L	
OU5	W-865-04	3/10/21		Chloroform	<	0.5		ug/L	
OU5	W-865-04	3/10/21		Chloromethane	<	0.5		ug/L	
OU5	W-865-04	3/10/21		cis-1,2-Dichloroethene	<	0.5		ug/L	
OU5	W-865-04	3/10/21		cis-1,3-Dichloropropene	<	0.5		ug/L	
OU5	W-865-04	3/10/21		Dibromochloromethane	<	0.5		ug/L	
OU5	W-865-04	3/10/21		Dichlorodifluoromethane	<	0.5		ug/L	
OU5	W-865-04	3/10/21		Methylene chloride	<	0.5		ug/L	
OU5	W-865-04	3/10/21		Tetrachloroethene	<	0.5		ug/L	
OU5	W-865-04	3/10/21		trans-1,2-Dichloroethene	<	0.5		ug/L	
OU5	W-865-04	3/10/21		trans-1,3-Dichloropropene	<	0.5		ug/L	
OU5	W-865-04	3/10/21		Trichloroethene	<	0.5		ug/L	
OU5	W-865-04	3/10/21		Trichlorofluoromethane	<	0.5		ug/L	
OU5	W-865-04	3/10/21		Trichlorotrifluoroethane	<	0.5		ug/L	
OU5	W-865-04	3/10/21		Vinyl chloride	<	0.5		ug/L	
OU5	W-865-04	3/10/21		Field Oxidation Potential (Eh)		225		mVolts	
OU5	W-865-04	3/10/21		Field pH		7.83		Units	
OU5	W-865-04	3/10/21		Field Specific Conductance		625.9		umhos/cm	
OU5	W-865-04	3/10/21		Field Temperature		17.3		Degrees C	
OU5	W-865-04	3/30/21		1,1-Dichloroethane	<	0.5		ug/L	H
OU5	W-865-04	3/30/21		1,1-Dichloroethene	<	0.5		ug/L	H
OU5	W-865-04	3/30/21		1,1,1-Trichloroethane	<	0.5		ug/L	H
OU5	W-865-04	3/30/21		1,1,2-Trichloroethane	<	0.5		ug/L	H
OU5	W-865-04	3/30/21		1,1,2,2-Tetrachloroethane	<	0.5		ug/L	H
OU5	W-865-04	3/30/21		1,2-Dichlorobenzene	<	0.5		ug/L	H
OU5	W-865-04	3/30/21		1,2-Dichloroethane	<	0.5		ug/L	H

Attachment 1. Table 1. Groundwater analytical data, Site 300, 2021.

OU	Location	Date	Sample Type	Parameter	LOS Indicator	Result	Error	Units	QA Flag
OU5	W-865-04	3/30/21		1,2-Dichloroethene (total)	<	1		ug/L	H
OU5	W-865-04	3/30/21		1,2-Dichloropropane	<	0.5		ug/L	H
OU5	W-865-04	3/30/21		1,3-Dichlorobenzene	<	0.5		ug/L	H
OU5	W-865-04	3/30/21		1,4-Dichlorobenzene	<	0.5		ug/L	H
OU5	W-865-04	3/30/21		2-Chloroethylvinylether	<	1		ug/L	H
OU5	W-865-04	3/30/21		Bromodichloromethane	<	0.5		ug/L	H
OU5	W-865-04	3/30/21		Bromoform	<	0.5		ug/L	H
OU5	W-865-04	3/30/21		Bromomethane	<	0.5		ug/L	H
OU5	W-865-04	3/30/21		Carbon tetrachloride	<	0.5		ug/L	H
OU5	W-865-04	3/30/21		Chlorobenzene	<	0.5		ug/L	H
OU5	W-865-04	3/30/21		Chloroethane	<	0.5		ug/L	H
OU5	W-865-04	3/30/21		Chloroform	<	0.5		ug/L	H
OU5	W-865-04	3/30/21		Chloromethane	<	0.5		ug/L	H
OU5	W-865-04	3/30/21		cis-1,2-Dichloroethene	<	0.5		ug/L	H
OU5	W-865-04	3/30/21		cis-1,3-Dichloropropene	<	0.5		ug/L	H
OU5	W-865-04	3/30/21		Dibromochloromethane	<	0.5		ug/L	H
OU5	W-865-04	3/30/21		Dichlorodifluoromethane	<	0.5		ug/L	H
OU5	W-865-04	3/30/21		Methylene chloride	<	0.5		ug/L	H
OU5	W-865-04	3/30/21		Tetrachloroethene	<	0.5		ug/L	H
OU5	W-865-04	3/30/21		trans-1,2-Dichloroethene	<	0.5		ug/L	H
OU5	W-865-04	3/30/21		trans-1,3-Dichloropropene	<	0.5		ug/L	H
OU5	W-865-04	3/30/21		Trichloroethene	<	0.5		ug/L	H
OU5	W-865-04	3/30/21		Trichlorofluoromethane	<	0.5		ug/L	H
OU5	W-865-04	3/30/21		Trichlorotrifluoroethane	<	0.5		ug/L	H
OU5	W-865-04	3/30/21		Vinyl chloride	<	0.5		ug/L	H
OU5	W-865-04	3/30/21		Field Oxidation Potential (Eh)		51		mVolts	
OU5	W-865-04	3/30/21		Field pH		8.78		Units	
OU5	W-865-04	3/30/21		Field Specific Conductance		626.9		umhos/cm	
OU5	W-865-04	3/30/21		Field Temperature		16.7		Degrees C	
OU5	W-865-1802	1/5/21		1,1-Dichloroethane	<	0.5		ug/L	
OU5	W-865-1802	1/5/21		1,1-Dichloroethene	<	0.5		ug/L	
OU5	W-865-1802	1/5/21		1,1,1-Trichloroethane	<	0.5		ug/L	
OU5	W-865-1802	1/5/21		1,1,2-Trichloroethane	<	0.5		ug/L	
OU5	W-865-1802	1/5/21		1,1,2,2-Tetrachloroethane	<	0.5		ug/L	
OU5	W-865-1802	1/5/21		1,2-Dichlorobenzene	<	0.5		ug/L	
OU5	W-865-1802	1/5/21		1,2-Dichloroethane	<	0.5		ug/L	
OU5	W-865-1802	1/5/21		1,2-Dichloroethene (total)	<	1		ug/L	
OU5	W-865-1802	1/5/21		1,2-Dichloropropane	<	0.5		ug/L	
OU5	W-865-1802	1/5/21		1,3-Dichlorobenzene	<	0.5		ug/L	
OU5	W-865-1802	1/5/21		1,4-Dichlorobenzene	<	0.5		ug/L	
OU5	W-865-1802	1/5/21		2-Chloroethylvinylether	<	1		ug/L	
OU5	W-865-1802	1/5/21		Bromodichloromethane	<	0.5		ug/L	
OU5	W-865-1802	1/5/21		Bromoform	<	0.5		ug/L	
OU5	W-865-1802	1/5/21		Bromomethane	<	0.5		ug/L	
OU5	W-865-1802	1/5/21		Carbon tetrachloride	<	0.5		ug/L	
OU5	W-865-1802	1/5/21		Chlorobenzene	<	0.5		ug/L	
OU5	W-865-1802	1/5/21		Chloroethane	<	0.5		ug/L	
OU5	W-865-1802	1/5/21		Chloroform	<	0.5		ug/L	
OU5	W-865-1802	1/5/21		Chloromethane	<	0.5		ug/L	
OU5	W-865-1802	1/5/21		cis-1,2-Dichloroethene	<	0.5		ug/L	
OU5	W-865-1802	1/5/21		cis-1,3-Dichloropropene	<	0.5		ug/L	
OU5	W-865-1802	1/5/21		Dibromochloromethane	<	0.5		ug/L	
OU5	W-865-1802	1/5/21		Dichlorodifluoromethane	<	0.5		ug/L	
OU5	W-865-1802	1/5/21		Methylene chloride	<	0.5		ug/L	
OU5	W-865-1802	1/5/21		Tetrachloroethene	<	0.5		ug/L	
OU5	W-865-1802	1/5/21		trans-1,2-Dichloroethene	<	0.5		ug/L	
OU5	W-865-1802	1/5/21		trans-1,3-Dichloropropene	<	0.5		ug/L	
OU5	W-865-1802	1/5/21		Trichloroethene	<	0.5		ug/L	
OU5	W-865-1802	1/5/21		Trichlorofluoromethane	<	0.5		ug/L	
OU5	W-865-1802	1/5/21		Trichlorotrifluoroethane	<	0.5		ug/L	
OU5	W-865-1802	1/5/21		Vinyl chloride	<	0.5		ug/L	
OU5	W-865-1802	1/5/21		Field Oxidation Potential (Eh)		86		mVolts	
OU5	W-865-1802	1/5/21		Field pH		7.89		Units	
OU5	W-865-1802	1/5/21		Field Specific Conductance		598.4		umhos/cm	
OU5	W-865-1802	1/5/21		Field Temperature		17.1		Degrees C	
OU5	W-865-1802	1/5/21		Aluminum	<	0.2		mg/L	

Attachment 1. Table 1. Groundwater analytical data, Site 300, 2021.

OU	Location	Date	Sample Type	Parameter	LOS Indicator	Result	Error	Units	QA Flag
OU5	W-865-1802	1/5/21		Bicarbonate Alk (as CaCO3)		130		mg/L	
OU5	W-865-1802	1/5/21		Calcium		40		mg/L	
OU5	W-865-1802	1/5/21		Carbonate Alk (as CaCO3)	<	4.1		mg/L	
OU5	W-865-1802	1/5/21		Chloride		48		mg/L	
OU5	W-865-1802	1/5/21		Copper	<	0.05		mg/L	
OU5	W-865-1802	1/5/21		Fluoride		0.38		mg/L	
OU5	W-865-1802	1/5/21		Hydroxide Alk (as CaCO3)	<	4.1		mg/L	
OU5	W-865-1802	1/5/21		Iron	<	0.1		mg/L	
OU5	W-865-1802	1/5/21		Magnesium		20		mg/L	
OU5	W-865-1802	1/5/21		Manganese	<	0.03		mg/L	
OU5	W-865-1802	1/5/21		Nickel	<	0.1		mg/L	
OU5	W-865-1802	1/5/21		Nitrate (as N)		6.3		mg/L	
OU5	W-865-1802	1/5/21		Nitrate (as NO3)		28		mg/L	
OU5	W-865-1802	1/5/21		Nitrite (as N)	<	0.5		mg/L	
OU5	W-865-1802	1/5/21		Ortho-Phosphate		0.39		mg/L	
OU5	W-865-1802	1/5/21		pH		7.79		Units	
OU5	W-865-1802	1/5/21		Potassium		3.4		mg/L	
OU5	W-865-1802	1/5/21		Sodium		46		mg/L	L
OU5	W-865-1802	1/5/21		Specific Conductance		585		umhos/cm	
OU5	W-865-1802	1/5/21		Sulfate		63		mg/L	
OU5	W-865-1802	1/5/21		Surfactants	<	0.5		mg/L	
OU5	W-865-1802	1/5/21		Total Alkalinity (as CaCO3)		130		mg/L	
OU5	W-865-1802	1/5/21		Total dissolved solids (TDS)		400		mg/L	D
OU5	W-865-1802	1/5/21		Total Hardness (as CaCO3)		180		mg/L	
OU5	W-865-1802	1/5/21		Total Phosphorus (as PO4)		0.52		mg/L	O
OU5	W-865-1802	1/5/21		Zinc	<	0.05		mg/L	
OU5	W-865-1802	1/5/21		Antimony	<	0.06		mg/L	
OU5	W-865-1802	1/5/21		Arsenic		0.014		mg/L	
OU5	W-865-1802	1/5/21		Barium		0.037		mg/L	
OU5	W-865-1802	1/5/21		Beryllium	<	0.002		mg/L	
OU5	W-865-1802	1/5/21		Cadmium	<	0.005		mg/L	
OU5	W-865-1802	1/5/21		Chromium	<	0.01		mg/L	
OU5	W-865-1802	1/5/21		Cobalt	<	0.02		mg/L	
OU5	W-865-1802	1/5/21		Copper	<	0.01		mg/L	B
OU5	W-865-1802	1/5/21		Lead	<	0.003		mg/L	
OU5	W-865-1802	1/5/21		Mercury	<	0.0002		mg/L	
OU5	W-865-1802	1/5/21		Molybdenum	<	0.02		mg/L	
OU5	W-865-1802	1/5/21		Nickel	<	0.02		mg/L	
OU5	W-865-1802	1/5/21		Selenium	<	0.005		mg/L	
OU5	W-865-1802	1/5/21		Silver	<	0.005		mg/L	
OU5	W-865-1802	1/5/21		Thallium	<	0.005		mg/L	
OU5	W-865-1802	1/5/21		Vanadium		0.077		mg/L	
OU5	W-865-1802	1/5/21		Zinc	<	0.02		mg/L	
OU5	W-865-1802	1/5/21	DUP	1,1-Dichloroethane	<	0.5		ug/L	
OU5	W-865-1802	1/5/21	DUP	1,1-Dichloroethene	<	0.5		ug/L	
OU5	W-865-1802	1/5/21	DUP	1,1,1-Trichloroethane	<	0.5		ug/L	
OU5	W-865-1802	1/5/21	DUP	1,1,2-Trichloroethane	<	0.5		ug/L	
OU5	W-865-1802	1/5/21	DUP	1,1,2,2-Tetrachloroethane	<	0.5		ug/L	
OU5	W-865-1802	1/5/21	DUP	1,2-Dichlorobenzene	<	0.5		ug/L	
OU5	W-865-1802	1/5/21	DUP	1,2-Dichloroethane	<	0.5		ug/L	
OU5	W-865-1802	1/5/21	DUP	1,2-Dichloroethene (total)	<	1		ug/L	
OU5	W-865-1802	1/5/21	DUP	1,2-Dichloropropane	<	0.5		ug/L	
OU5	W-865-1802	1/5/21	DUP	1,3-Dichlorobenzene	<	0.5		ug/L	
OU5	W-865-1802	1/5/21	DUP	1,4-Dichlorobenzene	<	0.5		ug/L	
OU5	W-865-1802	1/5/21	DUP	2-Chloroethylvinylether	<	1		ug/L	
OU5	W-865-1802	1/5/21	DUP	Bromodichloromethane	<	0.5		ug/L	
OU5	W-865-1802	1/5/21	DUP	Bromoform	<	0.5		ug/L	
OU5	W-865-1802	1/5/21	DUP	Bromomethane	<	0.5		ug/L	
OU5	W-865-1802	1/5/21	DUP	Carbon tetrachloride	<	0.5		ug/L	
OU5	W-865-1802	1/5/21	DUP	Chlorobenzene	<	0.5		ug/L	
OU5	W-865-1802	1/5/21	DUP	Chloroethane	<	0.5		ug/L	
OU5	W-865-1802	1/5/21	DUP	Chloroform	<	0.5		ug/L	
OU5	W-865-1802	1/5/21	DUP	Chloromethane	<	0.5		ug/L	
OU5	W-865-1802	1/5/21	DUP	cis-1,2-Dichloroethene	<	0.5		ug/L	
OU5	W-865-1802	1/5/21	DUP	cis-1,3-Dichloropropene	<	0.5		ug/L	
OU5	W-865-1802	1/5/21	DUP	Dibromochloromethane	<	0.5		ug/L	

Attachment 1. Table 1. Groundwater analytical data, Site 300, 2021.

OU	Location	Date	Sample Type	Parameter	LOS Indicator	Result	Error	Units	QA Flag
OU5	W-865-1802	1/5/21	DUP	Dichlorodifluoromethane	<	0.5		ug/L	
OU5	W-865-1802	1/5/21	DUP	Methylene chloride	<	0.5		ug/L	
OU5	W-865-1802	1/5/21	DUP	Tetrachloroethene	<	0.5		ug/L	
OU5	W-865-1802	1/5/21	DUP	trans-1,2-Dichloroethene	<	0.5		ug/L	
OU5	W-865-1802	1/5/21	DUP	trans-1,3-Dichloropropene	<	0.5		ug/L	
OU5	W-865-1802	1/5/21	DUP	Trichloroethene	<	0.5		ug/L	
OU5	W-865-1802	1/5/21	DUP	Trichlorofluoromethane	<	0.5		ug/L	
OU5	W-865-1802	1/5/21	DUP	Trichlorotrifluoroethane	<	0.5		ug/L	
OU5	W-865-1802	1/5/21	DUP	Vinyl chloride	<	0.5		ug/L	
OU5	W-865-1802	1/5/21	DUP	Aluminum	<	0.2		mg/L	
OU5	W-865-1802	1/5/21	DUP	Bicarbonate Alk (as CaCO3)		130		mg/L	
OU5	W-865-1802	1/5/21	DUP	Calcium		39		mg/L	
OU5	W-865-1802	1/5/21	DUP	Carbonate Alk (as CaCO3)	<	4.1		mg/L	
OU5	W-865-1802	1/5/21	DUP	Chloride		48		mg/L	
OU5	W-865-1802	1/5/21	DUP	Copper	<	0.05		mg/L	
OU5	W-865-1802	1/5/21	DUP	Fluoride		0.39		mg/L	
OU5	W-865-1802	1/5/21	DUP	Hydroxide Alk (as CaCO3)	<	4.1		mg/L	
OU5	W-865-1802	1/5/21	DUP	Iron	<	0.1		mg/L	
OU5	W-865-1802	1/5/21	DUP	Magnesium		18		mg/L	
OU5	W-865-1802	1/5/21	DUP	Manganese	<	0.03		mg/L	
OU5	W-865-1802	1/5/21	DUP	Nickel	<	0.1		mg/L	
OU5	W-865-1802	1/5/21	DUP	Nitrate (as N)		6.3		mg/L	
OU5	W-865-1802	1/5/21	DUP	Nitrate (as NO3)		28		mg/L	
OU5	W-865-1802	1/5/21	DUP	Nitrite (as N)	<	0.5		mg/L	
OU5	W-865-1802	1/5/21	DUP	Ortho-Phosphate		0.4		mg/L	
OU5	W-865-1802	1/5/21	DUP	pH		7.85		Units	
OU5	W-865-1802	1/5/21	DUP	Potassium		3.5		mg/L	
OU5	W-865-1802	1/5/21	DUP	Sodium		44		mg/L	L
OU5	W-865-1802	1/5/21	DUP	Specific Conductance		586		umhos/cm	
OU5	W-865-1802	1/5/21	DUP	Sulfate		63		mg/L	
OU5	W-865-1802	1/5/21	DUP	Surfactants	<	0.5		mg/L	
OU5	W-865-1802	1/5/21	DUP	Total Alkalinity (as CaCO3)		130		mg/L	
OU5	W-865-1802	1/5/21	DUP	Total dissolved solids (TDS)		400		mg/L	D
OU5	W-865-1802	1/5/21	DUP	Total Hardness (as CaCO3)		170		mg/L	
OU5	W-865-1802	1/5/21	DUP	Total Phosphorus (as PO4)		0.44		mg/L	O
OU5	W-865-1802	1/5/21	DUP	Zinc	<	0.05		mg/L	
OU5	W-865-1802	1/5/21	DUP	Antimony	<	0.06		mg/L	
OU5	W-865-1802	1/5/21	DUP	Arsenic		0.016		mg/L	
OU5	W-865-1802	1/5/21	DUP	Barium		0.04		mg/L	
OU5	W-865-1802	1/5/21	DUP	Beryllium	<	0.002		mg/L	
OU5	W-865-1802	1/5/21	DUP	Cadmium	<	0.005		mg/L	
OU5	W-865-1802	1/5/21	DUP	Chromium	<	0.01		mg/L	
OU5	W-865-1802	1/5/21	DUP	Cobalt	<	0.02		mg/L	
OU5	W-865-1802	1/5/21	DUP	Copper	<	0.01		mg/L	B
OU5	W-865-1802	1/5/21	DUP	Lead	<	0.003		mg/L	
OU5	W-865-1802	1/5/21	DUP	Mercury	<	0.0002		mg/L	
OU5	W-865-1802	1/5/21	DUP	Molybdenum	<	0.02		mg/L	
OU5	W-865-1802	1/5/21	DUP	Nickel	<	0.02		mg/L	
OU5	W-865-1802	1/5/21	DUP	Selenium	<	0.005		mg/L	
OU5	W-865-1802	1/5/21	DUP	Silver	<	0.005		mg/L	
OU5	W-865-1802	1/5/21	DUP	Thallium	<	0.005		mg/L	
OU5	W-865-1802	1/5/21	DUP	Vanadium		0.077		mg/L	
OU5	W-865-1802	1/5/21	DUP	Zinc	<	0.02		mg/L	
OU5	W-865-1802	5/6/21		Uranium 234 and 233 (in activity)		1.3	0.172	pCi/L	
OU5	W-865-1802	5/6/21		Uranium 235 and 236 (in activity)	<	0.1	0.0286	pCi/L	B
OU5	W-865-1802	5/6/21		Uranium 238 (in activity)		0.61	0.102	pCi/L	
OU5	W-865-1802	5/6/21		Nitrate (as NO3)		27		mg/L	
OU5	W-865-1802	5/6/21		Perchlorate	<	4		ug/L	
OU5	W-865-1802	5/6/21		Tritium		369	105	pCi/L	
OU5	W-865-1802	5/6/21		Field Oxidation Potential (Eh)		52		mVolts	
OU5	W-865-1802	5/6/21		Field pH		7.32		Units	
OU5	W-865-1802	5/6/21		Field Specific Conductance		1197		umhos/cm	
OU5	W-865-1802	5/6/21		Field Temperature		21		Degrees C	
OU5	W-865-1802	5/6/21		Antimony	<	0.06		mg/L	E
OU5	W-865-1802	5/6/21		Arsenic		0.016		mg/L	
OU5	W-865-1802	5/6/21		Barium		0.035		mg/L	

Attachment 1. Table 1. Groundwater analytical data, Site 300, 2021.

OU	Location	Date	Sample Type	Parameter	LOS Indicator	Result	Error	Units	QA Flag
OU5	W-865-1802	5/6/21		Beryllium	<	0.002		mg/L	
OU5	W-865-1802	5/6/21		Cadmium	<	0.005		mg/L	E
OU5	W-865-1802	5/6/21		Chromium	<	0.01		mg/L	E
OU5	W-865-1802	5/6/21		Cobalt	<	0.02		mg/L	E
OU5	W-865-1802	5/6/21		Copper	<	0.01		mg/L	E
OU5	W-865-1802	5/6/21		Lead	<	0.003		mg/L	
OU5	W-865-1802	5/6/21		Mercury	<	0.0002		mg/L	
OU5	W-865-1802	5/6/21		Molybdenum	<	0.02		mg/L	E
OU5	W-865-1802	5/6/21		Nickel	<	0.02		mg/L	E
OU5	W-865-1802	5/6/21		Selenium	<	0.005		mg/L	E
OU5	W-865-1802	5/6/21		Silver	<	0.005		mg/L	
OU5	W-865-1802	5/6/21		Thallium	<	0.005		mg/L	E
OU5	W-865-1802	5/6/21		Vanadium		0.074		mg/L	
OU5	W-865-1802	5/6/21		Zinc	<	0.02		mg/L	E
OU5	W-865-1802	11/22/21		Tritium		334	100	pCi/L	
OU5	W-865-1803	1/11/21		Field Oxidation Potential (Eh)		92		mVolts	
OU5	W-865-1803	1/11/21		Field pH		7.86		Units	
OU5	W-865-1803	1/11/21		Field Specific Conductance		657.3		umhos/cm	
OU5	W-865-1803	1/11/21		Field Temperature		17.2		Degrees C	
OU5	W-865-1803	1/11/21		Aluminum	<	0.2		mg/L	
OU5	W-865-1803	1/11/21		Bicarbonate Alk (as CaCO3)		140		mg/L	
OU5	W-865-1803	1/11/21		Calcium		44		mg/L	
OU5	W-865-1803	1/11/21		Carbonate Alk (as CaCO3)	<	4.1		mg/L	
OU5	W-865-1803	1/11/21		Chloride		56		mg/L	
OU5	W-865-1803	1/11/21		Copper	<	0.05		mg/L	
OU5	W-865-1803	1/11/21		Fluoride		0.43		mg/L	
OU5	W-865-1803	1/11/21		Hydroxide Alk (as CaCO3)	<	4.1		mg/L	
OU5	W-865-1803	1/11/21		Iron	<	0.1		mg/L	
OU5	W-865-1803	1/11/21		Magnesium		20		mg/L	
OU5	W-865-1803	1/11/21		Manganese	<	0.03		mg/L	
OU5	W-865-1803	1/11/21		Nickel	<	0.1		mg/L	
OU5	W-865-1803	1/11/21		Nitrate (as N)		8.1		mg/L	
OU5	W-865-1803	1/11/21		Nitrate (as NO3)		36		mg/L	H
OU5	W-865-1803	1/11/21		Nitrite (as N)	<	0.5		mg/L	
OU5	W-865-1803	1/11/21		Ortho-Phosphate		0.31		mg/L	
OU5	W-865-1803	1/11/21		pH		7.8		Units	
OU5	W-865-1803	1/11/21		Potassium		3.4		mg/L	
OU5	W-865-1803	1/11/21		Sodium		45		mg/L	
OU5	W-865-1803	1/11/21		Specific Conductance		631		umhos/cm	
OU5	W-865-1803	1/11/21		Sulfate		69		mg/L	
OU5	W-865-1803	1/11/21		Surfactants	<	0.5		mg/L	
OU5	W-865-1803	1/11/21		Total Alkalinity (as CaCO3)		140		mg/L	
OU5	W-865-1803	1/11/21		Total dissolved solids (TDS)		450		mg/L	D
OU5	W-865-1803	1/11/21		Total Hardness (as CaCO3)		190		mg/L	
OU5	W-865-1803	1/11/21		Total Phosphorus (as PO4)		0.39		mg/L	
OU5	W-865-1803	1/11/21		Zinc	<	0.05		mg/L	
OU5	W-865-1803	1/11/21		Antimony	<	0.06		mg/L	
OU5	W-865-1803	1/11/21		Arsenic		0.0077		mg/L	
OU5	W-865-1803	1/11/21		Barium		0.025		mg/L	
OU5	W-865-1803	1/11/21		Beryllium	<	0.002		mg/L	
OU5	W-865-1803	1/11/21		Cadmium	<	0.005		mg/L	
OU5	W-865-1803	1/11/21		Chromium	<	0.01		mg/L	
OU5	W-865-1803	1/11/21		Cobalt	<	0.02		mg/L	
OU5	W-865-1803	1/11/21		Copper	<	0.01		mg/L	
OU5	W-865-1803	1/11/21		Lead	<	0.003		mg/L	
OU5	W-865-1803	1/11/21		Mercury	<	0.0002		mg/L	
OU5	W-865-1803	1/11/21		Molybdenum	<	0.02		mg/L	
OU5	W-865-1803	1/11/21		Nickel	<	0.02		mg/L	
OU5	W-865-1803	1/11/21		Selenium	<	0.005		mg/L	
OU5	W-865-1803	1/11/21		Silver	<	0.005		mg/L	
OU5	W-865-1803	1/11/21		Thallium	<	0.005		mg/L	
OU5	W-865-1803	1/11/21		Vanadium		0.042		mg/L	
OU5	W-865-1803	1/11/21		Zinc	<	0.02		mg/L	
OU5	W-865-1803	5/10/21		Perchlorate	<	4		ug/L	
OU5	W-865-1803	5/10/21		Tritium		1400	295	pCi/L	
OU5	W-865-1803	5/10/21		Field Oxidation Potential (Eh)		144		mVolts	

Attachment 1. Table 1. Groundwater analytical data, Site 300, 2021.

OU	Location	Date	Sample Type	Parameter	LOS Indicator	Result	Error	Units	QA Flag
OU5	W-865-1803	5/10/21		Field pH		7.62		Units	
OU5	W-865-1803	5/10/21		Field Specific Conductance		644.2		umhos/cm	
OU5	W-865-1803	5/10/21		Field Temperature		21.3		Degrees C	
OU5	W-865-1803	5/10/21		Antimony	<	0.06		mg/L	
OU5	W-865-1803	5/10/21		Arsenic		0.0095		mg/L	
OU5	W-865-1803	5/10/21		Barium		0.025		mg/L	
OU5	W-865-1803	5/10/21		Beryllium	<	0.002		mg/L	
OU5	W-865-1803	5/10/21		Cadmium	<	0.005		mg/L	E
OU5	W-865-1803	5/10/21		Chromium	<	0.01		mg/L	E
OU5	W-865-1803	5/10/21		Cobalt	<	0.02		mg/L	E
OU5	W-865-1803	5/10/21		Copper	<	0.01		mg/L	E
OU5	W-865-1803	5/10/21		Lead	<	0.003		mg/L	
OU5	W-865-1803	5/10/21		Mercury	<	0.0002		mg/L	
OU5	W-865-1803	5/10/21		Molybdenum	<	0.02		mg/L	E
OU5	W-865-1803	5/10/21		Nickel	<	0.02		mg/L	E
OU5	W-865-1803	5/10/21		Selenium	<	0.005		mg/L	E
OU5	W-865-1803	5/10/21		Silver	<	0.005		mg/L	
OU5	W-865-1803	5/10/21		Thallium	<	0.005		mg/L	
OU5	W-865-1803	5/10/21		Vanadium		0.043		mg/L	
OU5	W-865-1803	5/10/21		Zinc	<	0.02		mg/L	E
OU5	W-865-1803	11/30/21		Perchlorate	<	2		ug/L	
OU5	W-865-1803	11/30/21		Tritium		1540	371	pCi/L	
OU5	W-865-1803	11/30/21		Field Oxidation Potential (Eh)		33		mVolts	
OU5	W-865-1803	11/30/21		Field pH		7.61		Units	
OU5	W-865-1803	11/30/21		Field Specific Conductance		649.3		umhos/cm	
OU5	W-865-1803	11/30/21		Field Temperature		18.7		Degrees C	
OU5	W-865-1804	3/15/21		Perchlorate	<	4		ug/L	
OU5	W-865-1804	3/15/21		1,1-Dichloroethane	<	0.5		ug/L	
OU5	W-865-1804	3/15/21		1,1-Dichloroethene	<	0.5		ug/L	
OU5	W-865-1804	3/15/21		1,1,1-Trichloroethane	<	0.5		ug/L	
OU5	W-865-1804	3/15/21		1,1,2-Trichloroethane	<	0.5		ug/L	
OU5	W-865-1804	3/15/21		1,1,2,2-Tetrachloroethane	<	0.5		ug/L	
OU5	W-865-1804	3/15/21		1,2-Dichlorobenzene	<	0.5		ug/L	
OU5	W-865-1804	3/15/21		1,2-Dichloroethane	<	0.5		ug/L	
OU5	W-865-1804	3/15/21		1,2-Dichloroethene (total)	<	1		ug/L	
OU5	W-865-1804	3/15/21		1,2-Dichloropropane	<	0.5		ug/L	
OU5	W-865-1804	3/15/21		1,3-Dichlorobenzene	<	0.5		ug/L	
OU5	W-865-1804	3/15/21		1,4-Dichlorobenzene	<	0.5		ug/L	
OU5	W-865-1804	3/15/21		2-Chloroethylvinylether	<	1		ug/L	
OU5	W-865-1804	3/15/21		Bromodichloromethane	<	0.5		ug/L	
OU5	W-865-1804	3/15/21		Bromoform	<	0.5		ug/L	
OU5	W-865-1804	3/15/21		Bromomethane	<	0.5		ug/L	
OU5	W-865-1804	3/15/21		Carbon tetrachloride	<	0.5		ug/L	
OU5	W-865-1804	3/15/21		Chlorobenzene	<	0.5		ug/L	
OU5	W-865-1804	3/15/21		Chloroethane	<	0.5		ug/L	
OU5	W-865-1804	3/15/21		Chloroform	<	0.5		ug/L	
OU5	W-865-1804	3/15/21		Chloromethane	<	0.5		ug/L	
OU5	W-865-1804	3/15/21		cis-1,2-Dichloroethene	<	0.5		ug/L	
OU5	W-865-1804	3/15/21		cis-1,3-Dichloropropene	<	0.5		ug/L	
OU5	W-865-1804	3/15/21		Dibromochloromethane	<	0.5		ug/L	
OU5	W-865-1804	3/15/21		Dichlorodifluoromethane	<	0.5		ug/L	
OU5	W-865-1804	3/15/21		Methylene chloride	<	0.5		ug/L	
OU5	W-865-1804	3/15/21		Tetrachloroethene	<	0.5		ug/L	
OU5	W-865-1804	3/15/21		trans-1,2-Dichloroethene	<	0.5		ug/L	
OU5	W-865-1804	3/15/21		trans-1,3-Dichloropropene	<	0.5		ug/L	
OU5	W-865-1804	3/15/21		Trichloroethene	<	0.5		ug/L	
OU5	W-865-1804	3/15/21		Trichlorofluoromethane	<	0.5		ug/L	
OU5	W-865-1804	3/15/21		Trichlorotrifluoroethane	<	0.5		ug/L	
OU5	W-865-1804	3/15/21		Vinyl chloride	<	0.5		ug/L	
OU5	W-865-1804	3/15/21		Tritium		756	176	pCi/L	
OU5	W-865-2002	3/3/21		Nitrate (as NO3)		46		mg/L	
OU5	W-865-2002	3/3/21		Perchlorate	<	4		ug/L	
OU5	W-865-2002	3/3/21		1,1-Dichloroethane	<	0.5		ug/L	
OU5	W-865-2002	3/3/21		1,1-Dichloroethene	<	0.5		ug/L	
OU5	W-865-2002	3/3/21		1,1,1-Trichloroethane	<	0.5		ug/L	
OU5	W-865-2002	3/3/21		1,1,2-Trichloroethane	<	0.5		ug/L	

Attachment 1. Table 1. Groundwater analytical data, Site 300, 2021.

OU	Location	Date	Sample Type	Parameter	LOS Indicator	Result	Error	Units	QA Flag
OU5	W-865-2002	3/3/21		1,1,2,2-Tetrachloroethane	<	0.5		ug/L	
OU5	W-865-2002	3/3/21		1,2-Dichlorobenzene	<	0.5		ug/L	
OU5	W-865-2002	3/3/21		1,2-Dichloroethane	<	0.5		ug/L	
OU5	W-865-2002	3/3/21		1,2-Dichloroethene (total)	<	1		ug/L	
OU5	W-865-2002	3/3/21		1,2-Dichloropropane	<	0.5		ug/L	
OU5	W-865-2002	3/3/21		1,3-Dichlorobenzene	<	0.5		ug/L	
OU5	W-865-2002	3/3/21		1,4-Dichlorobenzene	<	0.5		ug/L	
OU5	W-865-2002	3/3/21		2-Chloroethylvinylether	<	10		ug/L	
OU5	W-865-2002	3/3/21		Bromodichloromethane	<	0.5		ug/L	
OU5	W-865-2002	3/3/21		Bromoform	<	0.5		ug/L	
OU5	W-865-2002	3/3/21		Bromomethane	<	1		ug/L	
OU5	W-865-2002	3/3/21		Carbon tetrachloride	<	0.5		ug/L	
OU5	W-865-2002	3/3/21		Chlorobenzene	<	0.5		ug/L	
OU5	W-865-2002	3/3/21		Chloroethane	<	0.5		ug/L	
OU5	W-865-2002	3/3/21		Chloroform	<	0.5		ug/L	
OU5	W-865-2002	3/3/21		Chloromethane	<	0.5		ug/L	
OU5	W-865-2002	3/3/21		cis-1,2-Dichloroethene	<	0.5		ug/L	
OU5	W-865-2002	3/3/21		cis-1,3-Dichloropropene	<	0.5		ug/L	
OU5	W-865-2002	3/3/21		Dibromochloromethane	<	0.5		ug/L	
OU5	W-865-2002	3/3/21		Dichlorodifluoromethane	<	0.5		ug/L	
OU5	W-865-2002	3/3/21		Methylene chloride	<	1		ug/L	
OU5	W-865-2002	3/3/21		Tetrachloroethene	<	0.5		ug/L	
OU5	W-865-2002	3/3/21		trans-1,2-Dichloroethene	<	0.5		ug/L	
OU5	W-865-2002	3/3/21		trans-1,3-Dichloropropene	<	0.5		ug/L	
OU5	W-865-2002	3/3/21		Trichloroethene	<	0.5		ug/L	
OU5	W-865-2002	3/3/21		Trichlorofluoromethane	<	0.5		ug/L	
OU5	W-865-2002	3/3/21		Trichlorotrifluoroethane		16		ug/L	
OU5	W-865-2002	3/3/21		Vinyl chloride	<	0.5		ug/L	
OU5	W-865-2002	3/3/21		Field Oxidation Potential (Eh)		204		mVolts	
OU5	W-865-2002	3/3/21		Field pH		7.55		Units	
OU5	W-865-2002	3/3/21		Field Specific Conductance		420.4		umhos/cm	
OU5	W-865-2002	3/3/21		Field Temperature		18.9		Degrees C	
OU5	W-865-2002	3/3/21		Antimony	<	0.06		mg/L	
OU5	W-865-2002	3/3/21		Arsenic		0.007		mg/L	
OU5	W-865-2002	3/3/21		Barium		0.026		mg/L	
OU5	W-865-2002	3/3/21		Beryllium	<	0.002		mg/L	
OU5	W-865-2002	3/3/21		Cadmium	<	0.005		mg/L	
OU5	W-865-2002	3/3/21		Chromium	<	0.01		mg/L	
OU5	W-865-2002	3/3/21		Cobalt	<	0.02		mg/L	
OU5	W-865-2002	3/3/21		Copper	<	0.01		mg/L	
OU5	W-865-2002	3/3/21		Lead	<	0.003		mg/L	
OU5	W-865-2002	3/3/21		Mercury	<	0.0002		mg/L	
OU5	W-865-2002	3/3/21		Molybdenum	<	0.02		mg/L	
OU5	W-865-2002	3/3/21		Nickel	<	0.02		mg/L	
OU5	W-865-2002	3/3/21		Selenium	<	0.005		mg/L	
OU5	W-865-2002	3/3/21		Silver	<	0.005		mg/L	
OU5	W-865-2002	3/3/21		Thallium	<	0.005		mg/L	
OU5	W-865-2002	3/3/21		Vanadium		0.039		mg/L	
OU5	W-865-2002	3/3/21		Zinc	<	0.02		mg/L	
OU5	W-865-2002	5/18/21		Tritium	<	100	55.9	pCi/L	
OU5	W-865-2002	5/18/21		Field Oxidation Potential (Eh)		153		mVolts	
OU5	W-865-2002	5/18/21		Field pH		7.87		Units	
OU5	W-865-2002	5/18/21		Field Specific Conductance		467.7		umhos/cm	
OU5	W-865-2002	5/18/21		Field Temperature		20.6		Degrees C	
OU5	W-865-2003	3/3/21		Nitrate (as NO3)		52		mg/L	
OU5	W-865-2003	3/3/21		Perchlorate	<	4		ug/L	
OU5	W-865-2003	3/3/21		1,1-Dichloroethane	<	0.5		ug/L	
OU5	W-865-2003	3/3/21		1,1-Dichloroethene	<	0.5		ug/L	
OU5	W-865-2003	3/3/21		1,1,1-Trichloroethane	<	0.5		ug/L	
OU5	W-865-2003	3/3/21		1,1,2-Trichloroethane	<	0.5		ug/L	
OU5	W-865-2003	3/3/21		1,1,2,2-Tetrachloroethane	<	0.5		ug/L	
OU5	W-865-2003	3/3/21		1,2-Dichlorobenzene	<	0.5		ug/L	
OU5	W-865-2003	3/3/21		1,2-Dichloroethane	<	0.5		ug/L	
OU5	W-865-2003	3/3/21		1,2-Dichloroethene (total)	<	1		ug/L	
OU5	W-865-2003	3/3/21		1,2-Dichloropropane	<	0.5		ug/L	
OU5	W-865-2003	3/3/21		1,3-Dichlorobenzene	<	0.5		ug/L	

Attachment 1. Table 1. Groundwater analytical data, Site 300, 2021.

OU	Location	Date	Sample Type	Parameter	LOS Indicator	Result	Error	Units	QA Flag
OU5	W-865-2003	3/3/21		1,4-Dichlorobenzene	<	0.5		ug/L	
OU5	W-865-2003	3/3/21		2-Chloroethylvinylether	<	10		ug/L	
OU5	W-865-2003	3/3/21		Bromodichloromethane	<	0.5		ug/L	
OU5	W-865-2003	3/3/21		Bromoform	<	0.5		ug/L	
OU5	W-865-2003	3/3/21		Bromomethane	<	1		ug/L	
OU5	W-865-2003	3/3/21		Carbon tetrachloride	<	0.5		ug/L	
OU5	W-865-2003	3/3/21		Chlorobenzene	<	0.5		ug/L	
OU5	W-865-2003	3/3/21		Chloroethane	<	0.5		ug/L	
OU5	W-865-2003	3/3/21		Chloroform	<	0.5		ug/L	
OU5	W-865-2003	3/3/21		Chloromethane	<	0.5		ug/L	
OU5	W-865-2003	3/3/21		cis-1,2-Dichloroethene	<	0.5		ug/L	
OU5	W-865-2003	3/3/21		cis-1,3-Dichloropropene	<	0.5		ug/L	
OU5	W-865-2003	3/3/21		Dibromochloromethane	<	0.5		ug/L	
OU5	W-865-2003	3/3/21		Dichlorodifluoromethane	<	0.5		ug/L	
OU5	W-865-2003	3/3/21		Methylene chloride	<	1		ug/L	
OU5	W-865-2003	3/3/21		Tetrachloroethene	<	0.5		ug/L	
OU5	W-865-2003	3/3/21		trans-1,2-Dichloroethene	<	0.5		ug/L	
OU5	W-865-2003	3/3/21		trans-1,3-Dichloropropene	<	0.5		ug/L	
OU5	W-865-2003	3/3/21		Trichloroethene	<	0.5		ug/L	
OU5	W-865-2003	3/3/21		Trichlorofluoromethane	<	0.5		ug/L	
OU5	W-865-2003	3/3/21		Trichlorotrifluoroethane		5.8		ug/L	
OU5	W-865-2003	3/3/21		Vinyl chloride	<	0.5		ug/L	
OU5	W-865-2003	3/3/21		Field Oxidation Potential (Eh)		214		mVolts	
OU5	W-865-2003	3/3/21		Field pH		7.74		Units	
OU5	W-865-2003	3/3/21		Field Specific Conductance		512.4		umhos/cm	
OU5	W-865-2003	3/3/21		Field Temperature		18		Degrees C	
OU5	W-865-2003	3/3/21		Antimony	<	0.06		mg/L	
OU5	W-865-2003	3/3/21		Arsenic		0.0058		mg/L	
OU5	W-865-2003	3/3/21		Barium		0.033		mg/L	
OU5	W-865-2003	3/3/21		Beryllium	<	0.002		mg/L	
OU5	W-865-2003	3/3/21		Cadmium	<	0.005		mg/L	
OU5	W-865-2003	3/3/21		Chromium	<	0.01		mg/L	
OU5	W-865-2003	3/3/21		Cobalt	<	0.02		mg/L	
OU5	W-865-2003	3/3/21		Copper	<	0.01		mg/L	
OU5	W-865-2003	3/3/21		Lead	<	0.003		mg/L	
OU5	W-865-2003	3/3/21		Mercury	<	0.0002		mg/L	
OU5	W-865-2003	3/3/21		Molybdenum	<	0.02		mg/L	
OU5	W-865-2003	3/3/21		Nickel	<	0.02		mg/L	
OU5	W-865-2003	3/3/21		Selenium	<	0.005		mg/L	
OU5	W-865-2003	3/3/21		Silver	<	0.005		mg/L	
OU5	W-865-2003	3/3/21		Thallium	<	0.005		mg/L	
OU5	W-865-2003	3/3/21		Vanadium		0.032		mg/L	
OU5	W-865-2003	3/3/21		Zinc	<	0.02		mg/L	
OU5	W-865-2003	5/18/21		Tritium	<	100	57.7	pCi/L	
OU5	W-865-2003	5/18/21		Field Oxidation Potential (Eh)		136		mVolts	
OU5	W-865-2003	5/18/21		Field pH		7.59		Units	
OU5	W-865-2003	5/18/21		Field Specific Conductance		512.3		umhos/cm	
OU5	W-865-2003	5/18/21		Field Temperature		21.6		Degrees C	
OU5	W-865-2004	3/18/21		Nitrate (as NO3)		65		mg/L	
OU5	W-865-2004	3/18/21		Perchlorate	<	4		ug/L	
OU5	W-865-2004	3/18/21		1,1-Dichloroethane	<	0.5		ug/L	
OU5	W-865-2004	3/18/21		1,1-Dichloroethene		1.1		ug/L	
OU5	W-865-2004	3/18/21		1,1,1-Trichloroethane	<	0.5		ug/L	
OU5	W-865-2004	3/18/21		1,1,2-Trichloroethane	<	0.5		ug/L	
OU5	W-865-2004	3/18/21		1,1,2,2-Tetrachloroethane	<	0.5		ug/L	
OU5	W-865-2004	3/18/21		1,2-Dichlorobenzene	<	0.5		ug/L	
OU5	W-865-2004	3/18/21		1,2-Dichloroethane	<	0.5		ug/L	
OU5	W-865-2004	3/18/21		1,2-Dichloroethene (total)	<	1		ug/L	
OU5	W-865-2004	3/18/21		1,2-Dichloropropane	<	0.5		ug/L	
OU5	W-865-2004	3/18/21		1,3-Dichlorobenzene	<	0.5		ug/L	
OU5	W-865-2004	3/18/21		1,4-Dichlorobenzene	<	0.5		ug/L	
OU5	W-865-2004	3/18/21		2-Chloroethylvinylether	<	10		ug/L	
OU5	W-865-2004	3/18/21		Bromodichloromethane	<	0.5		ug/L	
OU5	W-865-2004	3/18/21		Bromoform	<	0.5		ug/L	
OU5	W-865-2004	3/18/21		Bromomethane	<	1		ug/L	
OU5	W-865-2004	3/18/21		Carbon tetrachloride	<	0.5		ug/L	

Attachment 1. Table 1. Groundwater analytical data, Site 300, 2021.

OU	Location	Date	Sample Type	Parameter	LOS Indicator	Result	Error	Units	QA Flag
OU5	W-865-2004	3/18/21		Chlorobenzene	<	0.5		ug/L	
OU5	W-865-2004	3/18/21		Chloroethane	<	0.5		ug/L	
OU5	W-865-2004	3/18/21		Chloroform	<	0.5		ug/L	
OU5	W-865-2004	3/18/21		Chloromethane	<	0.5		ug/L	
OU5	W-865-2004	3/18/21		cis-1,2-Dichloroethene	<	0.5		ug/L	
OU5	W-865-2004	3/18/21		cis-1,3-Dichloropropene	<	0.5		ug/L	
OU5	W-865-2004	3/18/21		Dibromochloromethane	<	0.5		ug/L	
OU5	W-865-2004	3/18/21		Dichlorodifluoromethane	<	0.5		ug/L	
OU5	W-865-2004	3/18/21		Methylene chloride	<	1		ug/L	
OU5	W-865-2004	3/18/21		Tetrachloroethene		5.1		ug/L	
OU5	W-865-2004	3/18/21		trans-1,2-Dichloroethene	<	0.5		ug/L	
OU5	W-865-2004	3/18/21		trans-1,3-Dichloropropene	<	0.5		ug/L	
OU5	W-865-2004	3/18/21		Trichloroethene	<	0.5		ug/L	
OU5	W-865-2004	3/18/21		Trichlorofluoromethane		1.4		ug/L	
OU5	W-865-2004	3/18/21		Trichlorotrifluoroethane		87		ug/L	
OU5	W-865-2004	3/18/21		Vinyl chloride	<	0.5		ug/L	
OU5	W-865-2004	3/18/21		Antimony	<	0.06		mg/L	
OU5	W-865-2004	3/18/21		Arsenic		0.0094		mg/L	
OU5	W-865-2004	3/18/21		Barium		0.034		mg/L	
OU5	W-865-2004	3/18/21		Beryllium	<	0.002		mg/L	
OU5	W-865-2004	3/18/21		Cadmium	<	0.005		mg/L	
OU5	W-865-2004	3/18/21		Chromium	<	0.01		mg/L	
OU5	W-865-2004	3/18/21		Cobalt	<	0.02		mg/L	
OU5	W-865-2004	3/18/21		Copper	<	0.01		mg/L	
OU5	W-865-2004	3/18/21		Lead	<	0.003		mg/L	
OU5	W-865-2004	3/18/21		Mercury	<	0.0002		mg/L	
OU5	W-865-2004	3/18/21		Molybdenum	<	0.02		mg/L	
OU5	W-865-2004	3/18/21		Nickel	<	0.02		mg/L	
OU5	W-865-2004	3/18/21		Selenium	<	0.005		mg/L	
OU5	W-865-2004	3/18/21		Silver	<	0.005		mg/L	
OU5	W-865-2004	3/18/21		Thallium	<	0.005		mg/L	
OU5	W-865-2004	3/18/21		Vanadium		0.053		mg/L	
OU5	W-865-2004	3/18/21		Zinc	<	0.02		mg/L	
OU5	W-865-2004	5/18/21		Tritium	<	100	60.7	pCi/L	
OU5	W-865-2004	5/18/21		Field Oxidation Potential (Eh)		140		mVolts	
OU5	W-865-2004	5/18/21		Field pH		8.09		Units	
OU5	W-865-2004	5/18/21		Field Specific Conductance		608.5		umhos/cm	
OU5	W-865-2004	5/18/21		Field Temperature		20.4		Degrees C	
OU5	W-865-2005	2/10/21		Nitrate (as NO3)		34		mg/L	
OU5	W-865-2005	2/10/21		Perchlorate	<	4		ug/L	
OU5	W-865-2005	2/10/21		Perchlorate	<	4		ug/L	
OU5	W-865-2005	2/10/21		1,1-Dichloroethane	<	0.5		ug/L	
OU5	W-865-2005	2/10/21		1,1-Dichloroethene	<	0.5		ug/L	
OU5	W-865-2005	2/10/21		1,1,1-Trichloroethane	<	0.5		ug/L	
OU5	W-865-2005	2/10/21		1,1,2-Trichloroethane	<	0.5		ug/L	
OU5	W-865-2005	2/10/21		1,1,2,2-Tetrachloroethane	<	0.5		ug/L	
OU5	W-865-2005	2/10/21		1,2-Dichlorobenzene	<	0.5		ug/L	
OU5	W-865-2005	2/10/21		1,2-Dichloroethane	<	0.5		ug/L	
OU5	W-865-2005	2/10/21		1,2-Dichloroethene (total)	<	1		ug/L	
OU5	W-865-2005	2/10/21		1,2-Dichloropropane	<	0.5		ug/L	
OU5	W-865-2005	2/10/21		1,3-Dichlorobenzene	<	0.5		ug/L	
OU5	W-865-2005	2/10/21		1,4-Dichlorobenzene	<	0.5		ug/L	
OU5	W-865-2005	2/10/21		2-Chloroethylvinylether	<	10		ug/L	
OU5	W-865-2005	2/10/21		Bromodichloromethane	<	0.5		ug/L	
OU5	W-865-2005	2/10/21		Bromoform	<	0.5		ug/L	
OU5	W-865-2005	2/10/21		Bromomethane	<	1		ug/L	
OU5	W-865-2005	2/10/21		Carbon tetrachloride	<	0.5		ug/L	
OU5	W-865-2005	2/10/21		Chlorobenzene	<	0.5		ug/L	
OU5	W-865-2005	2/10/21		Chloroethane	<	0.5		ug/L	
OU5	W-865-2005	2/10/21		Chloroform	<	0.5		ug/L	
OU5	W-865-2005	2/10/21		Chloromethane	<	0.5		ug/L	
OU5	W-865-2005	2/10/21		cis-1,2-Dichloroethene	<	0.5		ug/L	
OU5	W-865-2005	2/10/21		cis-1,3-Dichloropropene	<	0.5		ug/L	
OU5	W-865-2005	2/10/21		Dibromochloromethane	<	0.5		ug/L	
OU5	W-865-2005	2/10/21		Dichlorodifluoromethane	<	0.5		ug/L	
OU5	W-865-2005	2/10/21		Methylene chloride	<	1		ug/L	

Attachment 1. Table 1. Groundwater analytical data, Site 300, 2021.

OU	Location	Date	Sample Type	Parameter	LOS Indicator	Result	Error	Units	QA Flag
OU5	W-865-2005	2/10/21		Tetrachloroethene	<	0.5		ug/L	
OU5	W-865-2005	2/10/21		trans-1,2-Dichloroethene	<	0.5		ug/L	
OU5	W-865-2005	2/10/21		trans-1,3-Dichloropropene	<	0.5		ug/L	
OU5	W-865-2005	2/10/21		Trichloroethene	<	0.5		ug/L	
OU5	W-865-2005	2/10/21		Trichlorofluoromethane	<	0.5		ug/L	
OU5	W-865-2005	2/10/21		Trichlorotrifluoroethane		9.3		ug/L	
OU5	W-865-2005	2/10/21		Vinyl chloride	<	0.5		ug/L	
OU5	W-865-2005	2/10/21		Tritium	<	100	56.7	pCi/L	
OU5	W-865-2005	2/10/21		Field Oxidation Potential (Eh)		161		mVolts	
OU5	W-865-2005	2/10/21		Field pH		8.36		Units	
OU5	W-865-2005	2/10/21		Field Specific Conductance		602.1		umhos/cm	
OU5	W-865-2005	2/10/21		Field Temperature		20.8		Degrees C	
OU5	W-865-2005	2/10/21		Antimony	<	0.06		mg/L	
OU5	W-865-2005	2/10/21		Arsenic		0.014		mg/L	
OU5	W-865-2005	2/10/21		Barium		0.028		mg/L	
OU5	W-865-2005	2/10/21		Beryllium	<	0.002		mg/L	
OU5	W-865-2005	2/10/21		Cadmium	<	0.005		mg/L	
OU5	W-865-2005	2/10/21		Chromium	<	0.01		mg/L	
OU5	W-865-2005	2/10/21		Cobalt	<	0.02		mg/L	
OU5	W-865-2005	2/10/21		Copper	<	0.01		mg/L	
OU5	W-865-2005	2/10/21		Lead	<	0.003		mg/L	
OU5	W-865-2005	2/10/21		Mercury	<	0.0002		mg/L	
OU5	W-865-2005	2/10/21		Molybdenum	<	0.02		mg/L	
OU5	W-865-2005	2/10/21		Nickel	<	0.02		mg/L	
OU5	W-865-2005	2/10/21		Selenium	<	0.005		mg/L	
OU5	W-865-2005	2/10/21		Silver	<	0.005		mg/L	
OU5	W-865-2005	2/10/21		Thallium	<	0.005		mg/L	
OU5	W-865-2005	2/10/21		Vanadium		0.054		mg/L	
OU5	W-865-2005	2/10/21		Zinc	<	0.02		mg/L	
OU5	W-865-2005	3/15/21		1,1-Dichloroethane	<	0.5		ug/L	
OU5	W-865-2005	3/15/21		1,1-Dichloroethene	<	0.5		ug/L	
OU5	W-865-2005	3/15/21		1,1,1-Trichloroethane	<	0.5		ug/L	
OU5	W-865-2005	3/15/21		1,1,2-Trichloroethane	<	0.5		ug/L	
OU5	W-865-2005	3/15/21		1,1,2,2-Tetrachloroethane	<	0.5		ug/L	
OU5	W-865-2005	3/15/21		1,2-Dichlorobenzene	<	0.5		ug/L	
OU5	W-865-2005	3/15/21		1,2-Dichloroethane	<	0.5		ug/L	
OU5	W-865-2005	3/15/21		1,2-Dichloroethene (total)	<	1		ug/L	
OU5	W-865-2005	3/15/21		1,2-Dichloropropane	<	0.5		ug/L	
OU5	W-865-2005	3/15/21		1,3-Dichlorobenzene	<	0.5		ug/L	
OU5	W-865-2005	3/15/21		1,4-Dichlorobenzene	<	0.5		ug/L	
OU5	W-865-2005	3/15/21		2-Chloroethylvinylether	<	10		ug/L	
OU5	W-865-2005	3/15/21		Bromodichloromethane	<	0.5		ug/L	
OU5	W-865-2005	3/15/21		Bromoform	<	0.5		ug/L	
OU5	W-865-2005	3/15/21		Bromomethane	<	1		ug/L	
OU5	W-865-2005	3/15/21		Carbon tetrachloride	<	0.5		ug/L	
OU5	W-865-2005	3/15/21		Chlorobenzene	<	0.5		ug/L	
OU5	W-865-2005	3/15/21		Chloroethane	<	0.5		ug/L	
OU5	W-865-2005	3/15/21		Chloroform	<	0.5		ug/L	
OU5	W-865-2005	3/15/21		Chloromethane	<	0.5		ug/L	
OU5	W-865-2005	3/15/21		cis-1,2-Dichloroethene	<	0.5		ug/L	
OU5	W-865-2005	3/15/21		cis-1,3-Dichloropropene	<	0.5		ug/L	
OU5	W-865-2005	3/15/21		Dibromochloromethane	<	0.5		ug/L	
OU5	W-865-2005	3/15/21		Dichlorodifluoromethane	<	0.5		ug/L	
OU5	W-865-2005	3/15/21		Methylene chloride	<	1		ug/L	
OU5	W-865-2005	3/15/21		Tetrachloroethene	<	0.5		ug/L	
OU5	W-865-2005	3/15/21		trans-1,2-Dichloroethene	<	0.5		ug/L	
OU5	W-865-2005	3/15/21		trans-1,3-Dichloropropene	<	0.5		ug/L	
OU5	W-865-2005	3/15/21		Trichloroethene	<	0.5		ug/L	
OU5	W-865-2005	3/15/21		Trichlorofluoromethane	<	0.5		ug/L	
OU5	W-865-2005	3/15/21		Trichlorotrifluoroethane		3.1		ug/L	
OU5	W-865-2005	3/15/21		Vinyl chloride	<	0.5		ug/L	
OU5	W-865-2005	5/4/21		Perchlorate	<	4		ug/L	
OU5	W-865-2005	5/4/21		Tritium	<	100	61.3	pCi/L	
OU5	W-865-2005	5/4/21		Field Oxidation Potential (Eh)		186		mVolts	
OU5	W-865-2005	5/4/21		Field pH		7.9		Units	
OU5	W-865-2005	5/4/21		Field Specific Conductance		598.9		umhos/cm	

Attachment 1. Table 1. Groundwater analytical data, Site 300, 2021.

OU	Location	Date	Sample Type	Parameter	LOS Indicator	Result	Error	Units	QA Flag
OU5	W-865-2005	5/4/21		Field Temperature		21.9		Degrees C	
OU5	W-865-2005	5/4/21	DUP	Perchlorate	<	4		ug/L	
OU5	W-865-2005	5/4/21	DUP	Tritium	<	100	67.1	pCi/L	
OU5	W-865-2005	8/16/21		Nitrate (as NO3)		34		mg/L	
OU5	W-865-2005	8/16/21		Perchlorate	<	2		ug/L	
OU5	W-865-2005	8/16/21		1,1-Dichloroethane	<	0.5		ug/L	
OU5	W-865-2005	8/16/21		1,1-Dichloroethene	<	0.5		ug/L	
OU5	W-865-2005	8/16/21		1,1,1-Trichloroethane	<	0.5		ug/L	
OU5	W-865-2005	8/16/21		1,1,2-Trichloroethane	<	0.5		ug/L	
OU5	W-865-2005	8/16/21		1,1,2,2-Tetrachloroethane	<	0.5		ug/L	
OU5	W-865-2005	8/16/21		1,2-Dichlorobenzene	<	0.5		ug/L	
OU5	W-865-2005	8/16/21		1,2-Dichloroethane	<	0.5		ug/L	
OU5	W-865-2005	8/16/21		1,2-Dichloroethene (total)	<	1		ug/L	
OU5	W-865-2005	8/16/21		1,2-Dichloropropane	<	0.5		ug/L	
OU5	W-865-2005	8/16/21		1,3-Dichlorobenzene	<	0.5		ug/L	
OU5	W-865-2005	8/16/21		1,4-Dichlorobenzene	<	0.5		ug/L	
OU5	W-865-2005	8/16/21		2-Chloroethylvinylether	<	10		ug/L	
OU5	W-865-2005	8/16/21		Bromodichloromethane	<	0.5		ug/L	
OU5	W-865-2005	8/16/21		Bromoform	<	0.5		ug/L	
OU5	W-865-2005	8/16/21		Bromomethane	<	1		ug/L	
OU5	W-865-2005	8/16/21		Carbon tetrachloride	<	0.5		ug/L	
OU5	W-865-2005	8/16/21		Chlorobenzene	<	0.5		ug/L	
OU5	W-865-2005	8/16/21		Chloroethane	<	0.5		ug/L	
OU5	W-865-2005	8/16/21		Chloroform	<	0.5		ug/L	
OU5	W-865-2005	8/16/21		Chloromethane	<	0.5		ug/L	
OU5	W-865-2005	8/16/21		cis-1,2-Dichloroethene	<	0.5		ug/L	
OU5	W-865-2005	8/16/21		cis-1,3-Dichloropropene	<	0.5		ug/L	
OU5	W-865-2005	8/16/21		Dibromochloromethane	<	0.5		ug/L	
OU5	W-865-2005	8/16/21		Dichlorodifluoromethane	<	0.5		ug/L	
OU5	W-865-2005	8/16/21		Methylene chloride	<	1		ug/L	
OU5	W-865-2005	8/16/21		Tetrachloroethene	<	0.5		ug/L	
OU5	W-865-2005	8/16/21		trans-1,2-Dichloroethene	<	0.5		ug/L	
OU5	W-865-2005	8/16/21		trans-1,3-Dichloropropene	<	0.5		ug/L	
OU5	W-865-2005	8/16/21		Trichloroethene	<	0.5		ug/L	
OU5	W-865-2005	8/16/21		Trichlorofluoromethane	<	0.5		ug/L	
OU5	W-865-2005	8/16/21		Trichlorotrifluoroethane		7.8		ug/L	
OU5	W-865-2005	8/16/21		Vinyl chloride	<	0.5		ug/L	
OU5	W-865-2005	8/16/21		Tritium	<	100	68.7	pCi/L	
OU5	W-865-2005	8/16/21		Field Oxidation Potential (Eh)		260		mVolts	
OU5	W-865-2005	8/16/21		Field pH		8.01		Units	
OU5	W-865-2005	8/16/21		Field Specific Conductance		601.3		umhos/cm	
OU5	W-865-2005	8/16/21		Field Temperature		23.1		Degrees C	
OU5	W-865-2005	8/16/21	DUP	Nitrate (as NO3)		34		mg/L	
OU5	W-865-2005	8/16/21	DUP	Perchlorate	<	2		ug/L	
OU5	W-865-2005	8/16/21	DUP	1,1-Dichloroethane	<	0.5		ug/L	
OU5	W-865-2005	8/16/21	DUP	1,1-Dichloroethene	<	0.5		ug/L	
OU5	W-865-2005	8/16/21	DUP	1,1,1-Trichloroethane	<	0.5		ug/L	
OU5	W-865-2005	8/16/21	DUP	1,1,2-Trichloroethane	<	0.5		ug/L	
OU5	W-865-2005	8/16/21	DUP	1,1,2,2-Tetrachloroethane	<	0.5		ug/L	
OU5	W-865-2005	8/16/21	DUP	1,2-Dichlorobenzene	<	0.5		ug/L	
OU5	W-865-2005	8/16/21	DUP	1,2-Dichloroethane	<	0.5		ug/L	
OU5	W-865-2005	8/16/21	DUP	1,2-Dichloroethene (total)	<	1		ug/L	
OU5	W-865-2005	8/16/21	DUP	1,2-Dichloropropane	<	0.5		ug/L	
OU5	W-865-2005	8/16/21	DUP	1,3-Dichlorobenzene	<	0.5		ug/L	
OU5	W-865-2005	8/16/21	DUP	1,4-Dichlorobenzene	<	0.5		ug/L	
OU5	W-865-2005	8/16/21	DUP	2-Chloroethylvinylether	<	10		ug/L	
OU5	W-865-2005	8/16/21	DUP	Bromodichloromethane	<	0.5		ug/L	
OU5	W-865-2005	8/16/21	DUP	Bromoform	<	0.5		ug/L	
OU5	W-865-2005	8/16/21	DUP	Bromomethane	<	1		ug/L	
OU5	W-865-2005	8/16/21	DUP	Carbon tetrachloride	<	0.5		ug/L	
OU5	W-865-2005	8/16/21	DUP	Chlorobenzene	<	0.5		ug/L	
OU5	W-865-2005	8/16/21	DUP	Chloroethane	<	0.5		ug/L	
OU5	W-865-2005	8/16/21	DUP	Chloroform	<	0.5		ug/L	
OU5	W-865-2005	8/16/21	DUP	Chloromethane	<	0.5		ug/L	
OU5	W-865-2005	8/16/21	DUP	cis-1,2-Dichloroethene	<	0.5		ug/L	
OU5	W-865-2005	8/16/21	DUP	cis-1,3-Dichloropropene	<	0.5		ug/L	

Attachment 1. Table 1. Groundwater analytical data, Site 300, 2021.

OU	Location	Date	Sample Type	Parameter	LOS Indicator	Result	Error	Units	QA Flag
OU5	W-865-2005	8/16/21	DUP	Dibromochloromethane	<	0.5		ug/L	
OU5	W-865-2005	8/16/21	DUP	Dichlorodifluoromethane	<	0.5		ug/L	
OU5	W-865-2005	8/16/21	DUP	Methylene chloride	<	1		ug/L	
OU5	W-865-2005	8/16/21	DUP	Tetrachloroethene	<	0.5		ug/L	
OU5	W-865-2005	8/16/21	DUP	trans-1,2-Dichloroethene	<	0.5		ug/L	
OU5	W-865-2005	8/16/21	DUP	trans-1,3-Dichloropropene	<	0.5		ug/L	
OU5	W-865-2005	8/16/21	DUP	Trichloroethene	<	0.5		ug/L	
OU5	W-865-2005	8/16/21	DUP	Trichlorofluoromethane	<	0.5		ug/L	
OU5	W-865-2005	8/16/21	DUP	Trichlorotrifluoroethane		8		ug/L	
OU5	W-865-2005	8/16/21	DUP	Vinyl chloride	<	0.5		ug/L	
OU5	W-865-2005	8/16/21	DUP	Tritium	<	100	65.6	pCi/L	
OU5	W-865-2005	12/1/21		Uranium 234 and 233 (in activity)		1.84	0.232	pCi/L	
OU5	W-865-2005	12/1/21		Uranium 235 and 236 (in activity)	<	0.1	0.0359	pCi/L	
OU5	W-865-2005	12/1/21		Uranium 238 (in activity)		0.674	0.111	pCi/L	
OU5	W-865-2005	12/1/21		Perchlorate	<	2		ug/L	
OU5	W-865-2005	12/1/21		Tritium		101	70	pCi/L	
OU5	W-865-2005	12/1/21		Field Oxidation Potential (Eh)		108		mVolts	
OU5	W-865-2005	12/1/21		Field pH		7.7		Units	
OU5	W-865-2005	12/1/21		Field Specific Conductance		606		umhos/cm	
OU5	W-865-2005	12/1/21		Field Temperature		23.4		Degrees C	
OU5	W-865-2005	12/1/21		Total Uranium (in activity)		2.7	0.042	pCi/L	D
OU5	W-865-2005	12/1/21		Total Uranium (in mass)		2.1	0.0079	ug/L	D
OU5	W-865-2005	12/1/21		Uranium 234 (in activity)		1.9	0.041	pCi/L	D
OU5	W-865-2005	12/1/21		Uranium 234/238		0.0001443	0.0000031	atom/atom	D
OU5	W-865-2005	12/1/21		Uranium 235 (in activity)		0.033	0.00019	pCi/L	D
OU5	W-865-2005	12/1/21		Uranium 235/238		0.007249	0.000031	atom/atom	D
OU5	W-865-2005	12/1/21		Uranium 236 (in activity)	<	0.00014		pCi/L	D
OU5	W-865-2005	12/1/21		Uranium 236/238	<	0.000001		atom/atom	D
OU5	W-865-2005	12/1/21		Uranium 238 (in activity)		0.72	0.0027	pCi/L	D
OU5	W-865-2005	12/1/21		Uranium 238 (in mass)		2.1	0.0079	ug/L	D
OU5	W-865-2005	12/1/21	DUP	Uranium 234 and 233 (in activity)		1.74	0.214	pCi/L	
OU5	W-865-2005	12/1/21	DUP	Uranium 235 and 236 (in activity)	<	0.1	0.0258	pCi/L	
OU5	W-865-2005	12/1/21	DUP	Uranium 238 (in activity)		0.68	0.108	pCi/L	
OU5	W-865-2005	12/1/21	DUP	Perchlorate	<	2		ug/L	
OU5	W-865-2005	12/1/21	DUP	Tritium	<	100	71.2	pCi/L	
OU5	W-865-2005	12/1/21	DUP	Total Uranium (in activity)		2.6	0.03	pCi/L	D
OU5	W-865-2005	12/1/21	DUP	Total Uranium (in mass)		2.1	0.0037	ug/L	D
OU5	W-865-2005	12/1/21	DUP	Uranium 234 (in activity)		1.9	0.03	pCi/L	D
OU5	W-865-2005	12/1/21	DUP	Uranium 234/238		0.0001454	0.0000023	atom/atom	D
OU5	W-865-2005	12/1/21	DUP	Uranium 235 (in activity)		0.033	0.00018	pCi/L	D
OU5	W-865-2005	12/1/21	DUP	Uranium 235/238		0.007269	0.000037	atom/atom	D
OU5	W-865-2005	12/1/21	DUP	Uranium 236 (in activity)	<	0.00014		pCi/L	D
OU5	W-865-2005	12/1/21	DUP	Uranium 236/238	<	0.000001		atom/atom	D
OU5	W-865-2005	12/1/21	DUP	Uranium 238 (in activity)		0.7	0.0013	pCi/L	D
OU5	W-865-2005	12/1/21	DUP	Uranium 238 (in mass)		2.1	0.0037	ug/L	D
OU5	W-865-2121	3/2/21		Nitrate (as NO3)		51		mg/L	
OU5	W-865-2121	3/2/21		Perchlorate	<	4		ug/L	
OU5	W-865-2121	3/2/21		1,1-Dichloroethane	<	0.5		ug/L	
OU5	W-865-2121	3/2/21		1,1-Dichloroethene	<	0.5		ug/L	
OU5	W-865-2121	3/2/21		1,1,1-Trichloroethane	<	0.5		ug/L	
OU5	W-865-2121	3/2/21		1,1,2-Trichloroethane	<	0.5		ug/L	
OU5	W-865-2121	3/2/21		1,1,2,2-Tetrachloroethane	<	0.5		ug/L	
OU5	W-865-2121	3/2/21		1,2-Dichlorobenzene	<	0.5		ug/L	
OU5	W-865-2121	3/2/21		1,2-Dichloroethane	<	0.5		ug/L	
OU5	W-865-2121	3/2/21		1,2-Dichloroethene (total)	<	1		ug/L	
OU5	W-865-2121	3/2/21		1,2-Dichloropropane	<	0.5		ug/L	
OU5	W-865-2121	3/2/21		1,3-Dichlorobenzene	<	0.5		ug/L	
OU5	W-865-2121	3/2/21		1,4-Dichlorobenzene	<	0.5		ug/L	
OU5	W-865-2121	3/2/21		2-Chloroethylvinylether	<	10		ug/L	
OU5	W-865-2121	3/2/21		Bromodichloromethane	<	0.5		ug/L	
OU5	W-865-2121	3/2/21		Bromoform	<	0.5		ug/L	
OU5	W-865-2121	3/2/21		Bromomethane	<	1		ug/L	
OU5	W-865-2121	3/2/21		Carbon tetrachloride	<	0.5		ug/L	
OU5	W-865-2121	3/2/21		Chlorobenzene	<	0.5		ug/L	
OU5	W-865-2121	3/2/21		Chloroethane	<	0.5		ug/L	
OU5	W-865-2121	3/2/21		Chloroform	<	0.5		ug/L	

Attachment 1. Table 1. Groundwater analytical data, Site 300, 2021.

OU	Location	Date	Sample Type	Parameter	LOS Indicator	Result	Error	Units	QA Flag
OU5	W-865-2121	3/2/21		Chloromethane	<	0.5		ug/L	
OU5	W-865-2121	3/2/21		cis-1,2-Dichloroethene	<	0.5		ug/L	
OU5	W-865-2121	3/2/21		cis-1,3-Dichloropropene	<	0.5		ug/L	
OU5	W-865-2121	3/2/21		Dibromochloromethane	<	0.5		ug/L	
OU5	W-865-2121	3/2/21		Dichlorodifluoromethane	<	0.5		ug/L	
OU5	W-865-2121	3/2/21		Methylene chloride	<	1		ug/L	
OU5	W-865-2121	3/2/21		Tetrachloroethene	<	0.5		ug/L	
OU5	W-865-2121	3/2/21		trans-1,2-Dichloroethene	<	0.5		ug/L	
OU5	W-865-2121	3/2/21		trans-1,3-Dichloropropene	<	0.5		ug/L	
OU5	W-865-2121	3/2/21		Trichloroethene	<	0.5		ug/L	
OU5	W-865-2121	3/2/21		Trichlorofluoromethane	<	0.5		ug/L	
OU5	W-865-2121	3/2/21		Trichlorotrifluoroethane		11		ug/L	
OU5	W-865-2121	3/2/21		Vinyl chloride	<	0.5		ug/L	
OU5	W-865-2121	3/2/21		Antimony	<	0.06		mg/L	
OU5	W-865-2121	3/2/21		Arsenic		0.0072		mg/L	
OU5	W-865-2121	3/2/21		Barium		0.023		mg/L	
OU5	W-865-2121	3/2/21		Beryllium	<	0.002		mg/L	
OU5	W-865-2121	3/2/21		Cadmium	<	0.005		mg/L	
OU5	W-865-2121	3/2/21		Chromium	<	0.01		mg/L	
OU5	W-865-2121	3/2/21		Cobalt	<	0.02		mg/L	
OU5	W-865-2121	3/2/21		Copper	<	0.01		mg/L	
OU5	W-865-2121	3/2/21		Lead	<	0.003		mg/L	
OU5	W-865-2121	3/2/21		Mercury	<	0.0002		mg/L	
OU5	W-865-2121	3/2/21		Molybdenum	<	0.02		mg/L	
OU5	W-865-2121	3/2/21		Nickel	<	0.02		mg/L	
OU5	W-865-2121	3/2/21		Selenium	<	0.005		mg/L	
OU5	W-865-2121	3/2/21		Silver	<	0.005		mg/L	
OU5	W-865-2121	3/2/21		Thallium	<	0.005		mg/L	
OU5	W-865-2121	3/2/21		Vanadium		0.042		mg/L	
OU5	W-865-2121	3/2/21		Zinc	<	0.02		mg/L	
OU5	W-865-2121	10/27/21		Tritium	<	100	62	pCi/L	
OU5	W-865-2121	10/27/21		Field Oxidation Potential (Eh)		124		mVolts	
OU5	W-865-2121	10/27/21		Field pH		8.27		Units	
OU5	W-865-2121	10/27/21		Field Specific Conductance		439.3		umhos/cm	
OU5	W-865-2121	10/27/21		Field Temperature		18.8		Degrees C	
OU5	W-865-2133	3/15/21		Uranium 234 and 233 (in activity)		1.61	0.218	pCi/L	
OU5	W-865-2133	3/15/21		Uranium 235 and 236 (in activity)	<	0.1	0.0348	pCi/L	
OU5	W-865-2133	3/15/21		Uranium 238 (in activity)		1.33	0.187	pCi/L	
OU5	W-865-2133	3/15/21		Nitrate (as NO3)	<	0.5		mg/L	
OU5	W-865-2133	3/15/21		Perchlorate	<	4		ug/L	
OU5	W-865-2133	3/15/21		1,1-Dichloroethane	<	0.5		ug/L	
OU5	W-865-2133	3/15/21		1,1-Dichloroethene	<	0.5		ug/L	
OU5	W-865-2133	3/15/21		1,1,1-Trichloroethane	<	0.5		ug/L	
OU5	W-865-2133	3/15/21		1,1,2-Trichloroethane	<	0.5		ug/L	
OU5	W-865-2133	3/15/21		1,1,2,2-Tetrachloroethane	<	0.5		ug/L	
OU5	W-865-2133	3/15/21		1,2-Dichlorobenzene	<	0.5		ug/L	
OU5	W-865-2133	3/15/21		1,2-Dichloroethane	<	0.5		ug/L	
OU5	W-865-2133	3/15/21		1,2-Dichloroethene (total)	<	1		ug/L	
OU5	W-865-2133	3/15/21		1,2-Dichloropropane	<	0.5		ug/L	
OU5	W-865-2133	3/15/21		1,3-Dichlorobenzene	<	0.5		ug/L	
OU5	W-865-2133	3/15/21		1,4-Dichlorobenzene	<	0.5		ug/L	
OU5	W-865-2133	3/15/21		2-Chloroethylvinylether	<	10		ug/L	
OU5	W-865-2133	3/15/21		Bromodichloromethane	<	0.5		ug/L	
OU5	W-865-2133	3/15/21		Bromoform	<	0.5		ug/L	
OU5	W-865-2133	3/15/21		Bromomethane	<	1		ug/L	
OU5	W-865-2133	3/15/21		Carbon tetrachloride	<	0.5		ug/L	
OU5	W-865-2133	3/15/21		Chlorobenzene	<	0.5		ug/L	
OU5	W-865-2133	3/15/21		Chloroethane	<	0.5		ug/L	
OU5	W-865-2133	3/15/21		Chloroform	<	0.5		ug/L	
OU5	W-865-2133	3/15/21		Chloromethane	<	0.5		ug/L	
OU5	W-865-2133	3/15/21		cis-1,2-Dichloroethene	<	0.5		ug/L	
OU5	W-865-2133	3/15/21		cis-1,3-Dichloropropene	<	0.5		ug/L	
OU5	W-865-2133	3/15/21		Dibromochloromethane	<	0.5		ug/L	
OU5	W-865-2133	3/15/21		Dichlorodifluoromethane	<	0.5		ug/L	
OU5	W-865-2133	3/15/21		Methylene chloride	<	1		ug/L	
OU5	W-865-2133	3/15/21		Tetrachloroethene	<	0.5		ug/L	

Attachment 1. Table 1. Groundwater analytical data, Site 300, 2021.

OU	Location	Date	Sample Type	Parameter	LOS Indicator	Result	Error	Units	QA Flag
OU5	W-865-2133	3/15/21		trans-1,2-Dichloroethene	<	0.5		ug/L	
OU5	W-865-2133	3/15/21		trans-1,3-Dichloropropene	<	0.5		ug/L	
OU5	W-865-2133	3/15/21		Trichloroethene	<	0.5		ug/L	
OU5	W-865-2133	3/15/21		Trichlorofluoromethane	<	0.5		ug/L	
OU5	W-865-2133	3/15/21		Trichlorotrifluoroethane	<	0.5		ug/L	
OU5	W-865-2133	3/15/21		Vinyl chloride	<	0.5		ug/L	
OU5	W-865-2133	3/15/21		Tritium	<	100	57.3	pCi/L	
OU5	W-865-2133	3/15/21		Antimony	<	0.06		mg/L	
OU5	W-865-2133	3/15/21		Arsenic		0.016		mg/L	
OU5	W-865-2133	3/15/21		Barium		0.019		mg/L	
OU5	W-865-2133	3/15/21		Beryllium	<	0.002		mg/L	
OU5	W-865-2133	3/15/21		Cadmium	<	0.005		mg/L	
OU5	W-865-2133	3/15/21		Chromium	<	0.01		mg/L	
OU5	W-865-2133	3/15/21		Cobalt	<	0.02		mg/L	
OU5	W-865-2133	3/15/21		Copper	<	0.01		mg/L	
OU5	W-865-2133	3/15/21		Lead	<	0.003		mg/L	
OU5	W-865-2133	3/15/21		Mercury	<	0.0002		mg/L	
OU5	W-865-2133	3/15/21		Molybdenum	<	0.02		mg/L	
OU5	W-865-2133	3/15/21		Nickel	<	0.02		mg/L	
OU5	W-865-2133	3/15/21		Selenium	<	0.005		mg/L	
OU5	W-865-2133	3/15/21		Silver	<	0.005		mg/L	
OU5	W-865-2133	3/15/21		Thallium	<	0.005		mg/L	
OU5	W-865-2133	3/15/21		Vanadium	<	0.01		mg/L	
OU5	W-865-2133	3/15/21		Zinc	<	0.02		mg/L	
OU5	W-865-2133	5/20/21		Perchlorate	<	4		ug/L	
OU5	W-865-2133	5/20/21		Tritium	<	100	54.5	pCi/L	
OU5	W-865-2133	5/20/21		Field Oxidation Potential (Eh)		73		mVolts	
OU5	W-865-2133	5/20/21		Field pH		7.86		Units	
OU5	W-865-2133	5/20/21		Field Specific Conductance		557.3		umhos/cm	
OU5	W-865-2133	5/20/21		Field Temperature		18.6		Degrees C	
OU5	W-865-2133	11/22/21		Perchlorate	<	2		ug/L	
OU5	W-865-2133	11/22/21		Tritium	<	100	61.4	pCi/L	
OU5	W-865-2224	3/15/21		Perchlorate	<	4		ug/L	
OU5	W-865-2224	3/15/21		Tritium	<	100	58.6	pCi/L	
OU5	W-865-2224	5/20/21		Uranium 234 and 233 (in activity)		0.188	0.0647	pCi/L	O
OU5	W-865-2224	5/20/21		Uranium 235 and 236 (in activity)	<	0.1	0.0286	pCi/L	
OU5	W-865-2224	5/20/21		Uranium 238 (in activity)	<	0.1	0.0392	pCi/L	
OU5	W-865-2224	5/20/21		Nitrate (as NO3)	<	0.5		mg/L	
OU5	W-865-2224	5/20/21		Perchlorate	<	4		ug/L	
OU5	W-865-2224	5/20/21		1,1-Dichloroethane	<	0.5		ug/L	
OU5	W-865-2224	5/20/21		1,1-Dichloroethene	<	0.5		ug/L	
OU5	W-865-2224	5/20/21		1,1,1-Trichloroethane	<	0.5		ug/L	
OU5	W-865-2224	5/20/21		1,1,2-Trichloroethane	<	0.5		ug/L	
OU5	W-865-2224	5/20/21		1,1,2,2-Tetrachloroethane	<	0.5		ug/L	
OU5	W-865-2224	5/20/21		1,2-Dichlorobenzene	<	0.5		ug/L	
OU5	W-865-2224	5/20/21		1,2-Dichloroethane	<	0.5		ug/L	
OU5	W-865-2224	5/20/21		1,2-Dichloroethene (total)	<	1		ug/L	
OU5	W-865-2224	5/20/21		1,2-Dichloropropane	<	0.5		ug/L	
OU5	W-865-2224	5/20/21		1,3-Dichlorobenzene	<	0.5		ug/L	
OU5	W-865-2224	5/20/21		1,4-Dichlorobenzene	<	0.5		ug/L	
OU5	W-865-2224	5/20/21		2-Chloroethylvinylether	<	10		ug/L	
OU5	W-865-2224	5/20/21		Bromodichloromethane	<	0.5		ug/L	
OU5	W-865-2224	5/20/21		Bromoform	<	0.5		ug/L	
OU5	W-865-2224	5/20/21		Bromomethane	<	1		ug/L	
OU5	W-865-2224	5/20/21		Carbon tetrachloride	<	0.5		ug/L	
OU5	W-865-2224	5/20/21		Chlorobenzene	<	0.5		ug/L	
OU5	W-865-2224	5/20/21		Chloroethane	<	0.5		ug/L	
OU5	W-865-2224	5/20/21		Chloroform	<	0.5		ug/L	
OU5	W-865-2224	5/20/21		Chloromethane	<	0.5		ug/L	
OU5	W-865-2224	5/20/21		cis-1,2-Dichloroethene	<	0.5		ug/L	
OU5	W-865-2224	5/20/21		cis-1,3-Dichloropropene	<	0.5		ug/L	
OU5	W-865-2224	5/20/21		Dibromochloromethane	<	0.5		ug/L	
OU5	W-865-2224	5/20/21		Dichlorodifluoromethane	<	0.5		ug/L	
OU5	W-865-2224	5/20/21		Methylene chloride	<	1		ug/L	
OU5	W-865-2224	5/20/21		Tetrachloroethene	<	0.5		ug/L	
OU5	W-865-2224	5/20/21		trans-1,2-Dichloroethene	<	0.5		ug/L	

Attachment 1. Table 1. Groundwater analytical data, Site 300, 2021.

OU	Location	Date	Sample Type	Parameter	LOS Indicator	Result	Error	Units	QA Flag
OU5	W-865-2224	5/20/21		trans-1,3-Dichloropropene	<	0.5		ug/L	
OU5	W-865-2224	5/20/21		Trichloroethene	<	0.5		ug/L	
OU5	W-865-2224	5/20/21		Trichlorofluoromethane	<	0.5		ug/L	
OU5	W-865-2224	5/20/21		Trichlorotrifluoroethane	<	0.5		ug/L	
OU5	W-865-2224	5/20/21		Vinyl chloride	<	0.5		ug/L	
OU5	W-865-2224	5/20/21		Tritium	<	100	52.9	pCi/L	
OU5	W-865-2224	5/20/21		Field Oxidation Potential (Eh)		-112		mVolts	
OU5	W-865-2224	5/20/21		Field pH		7.87		Units	
OU5	W-865-2224	5/20/21		Field Specific Conductance		567.1		umhos/cm	
OU5	W-865-2224	5/20/21		Field Temperature		20.8		Degrees C	
OU5	W-865-2224	11/22/21		Nitrate (as NO3)	<	0.5		mg/L	
OU5	W-865-2224	11/22/21		Perchlorate	<	2		ug/L	
OU5	W-865-2224	11/22/21		1,1-Dichloroethane	<	0.5		ug/L	
OU5	W-865-2224	11/22/21		1,1-Dichloroethene	<	0.5		ug/L	
OU5	W-865-2224	11/22/21		1,1,1-Trichloroethane	<	0.5		ug/L	
OU5	W-865-2224	11/22/21		1,1,2-Trichloroethane	<	0.5		ug/L	
OU5	W-865-2224	11/22/21		1,1,2,2-Tetrachloroethane	<	0.5		ug/L	
OU5	W-865-2224	11/22/21		1,2-Dichlorobenzene	<	0.5		ug/L	
OU5	W-865-2224	11/22/21		1,2-Dichloroethane	<	0.5		ug/L	
OU5	W-865-2224	11/22/21		1,2-Dichloroethene (total)	<	1		ug/L	
OU5	W-865-2224	11/22/21		1,2-Dichloropropane	<	0.5		ug/L	
OU5	W-865-2224	11/22/21		1,3-Dichlorobenzene	<	0.5		ug/L	
OU5	W-865-2224	11/22/21		1,4-Dichlorobenzene	<	0.5		ug/L	
OU5	W-865-2224	11/22/21		2-Chloroethylvinylether	<	10		ug/L	
OU5	W-865-2224	11/22/21		Bromodichloromethane	<	0.5		ug/L	
OU5	W-865-2224	11/22/21		Bromoform	<	0.5		ug/L	
OU5	W-865-2224	11/22/21		Bromomethane	<	1		ug/L	
OU5	W-865-2224	11/22/21		Carbon tetrachloride	<	0.5		ug/L	
OU5	W-865-2224	11/22/21		Chlorobenzene	<	0.5		ug/L	
OU5	W-865-2224	11/22/21		Chloroethane	<	0.5		ug/L	
OU5	W-865-2224	11/22/21		Chloroform	<	0.5		ug/L	
OU5	W-865-2224	11/22/21		Chloromethane	<	0.5		ug/L	
OU5	W-865-2224	11/22/21		cis-1,2-Dichloroethene	<	0.5		ug/L	
OU5	W-865-2224	11/22/21		cis-1,3-Dichloropropene	<	0.5		ug/L	
OU5	W-865-2224	11/22/21		Dibromochloromethane	<	0.5		ug/L	
OU5	W-865-2224	11/22/21		Dichlorodifluoromethane	<	0.5		ug/L	
OU5	W-865-2224	11/22/21		Methylene chloride	<	1		ug/L	
OU5	W-865-2224	11/22/21		Tetrachloroethene	<	0.5		ug/L	
OU5	W-865-2224	11/22/21		trans-1,2-Dichloroethene	<	0.5		ug/L	
OU5	W-865-2224	11/22/21		trans-1,3-Dichloropropene	<	0.5		ug/L	
OU5	W-865-2224	11/22/21		Trichloroethene	<	0.5		ug/L	
OU5	W-865-2224	11/22/21		Trichlorofluoromethane	<	0.5		ug/L	
OU5	W-865-2224	11/22/21		Trichlorotrifluoroethane	<	0.5		ug/L	
OU5	W-865-2224	11/22/21		Vinyl chloride	<	0.5		ug/L	
OU5	W-865-2224	12/6/21		Uranium 234 and 233 (in activity)		0.226	0.0554	pCi/L	
OU5	W-865-2224	12/6/21		Uranium 235 and 236 (in activity)	<	0.1	0.0189	pCi/L	
OU5	W-865-2224	12/6/21		Uranium 238 (in activity)		0.142	0.0399	pCi/L	
OU5	W-865-2224	12/6/21		Tritium	<	100	59.4	pCi/L	
OU5	W-865-2224	12/6/21		Field Oxidation Potential (Eh)		23		mVolts	
OU5	W-865-2224	12/6/21		Field pH		8.13		Units	
OU5	W-865-2224	12/6/21		Field Specific Conductance		716		umhos/cm	
OU5	W-865-2224	12/6/21		Field Temperature		17		Degrees C	
OU5	W-865-3403	3/9/21		Nitrate (as NO3)		79		mg/L	
OU5	W-865-3403	3/9/21		Perchlorate	<	4		ug/L	
OU5	W-865-3403	3/9/21		1,1-Dichloroethane	<	0.5		ug/L	
OU5	W-865-3403	3/9/21		1,1-Dichloroethene	<	0.5		ug/L	
OU5	W-865-3403	3/9/21		1,1,1-Trichloroethane	<	0.5		ug/L	
OU5	W-865-3403	3/9/21		1,1,2-Trichloroethane	<	0.5		ug/L	
OU5	W-865-3403	3/9/21		1,1,2,2-Tetrachloroethane	<	0.5		ug/L	
OU5	W-865-3403	3/9/21		1,2-Dichlorobenzene	<	0.5		ug/L	
OU5	W-865-3403	3/9/21		1,2-Dichloroethane	<	0.5		ug/L	
OU5	W-865-3403	3/9/21		1,2-Dichloroethene (total)	<	1		ug/L	
OU5	W-865-3403	3/9/21		1,2-Dichloropropane	<	0.5		ug/L	
OU5	W-865-3403	3/9/21		1,3-Dichlorobenzene	<	0.5		ug/L	
OU5	W-865-3403	3/9/21		1,4-Dichlorobenzene	<	0.5		ug/L	
OU5	W-865-3403	3/9/21		2-Chloroethylvinylether	<	10		ug/L	

Attachment 1. Table 1. Groundwater analytical data, Site 300, 2021.

OU	Location	Date	Sample Type	Parameter	LOS Indicator	Result	Error	Units	QA Flag
OU5	W-865-3403	3/9/21		Bromodichloromethane	<	0.5		ug/L	
OU5	W-865-3403	3/9/21		Bromoform	<	0.5		ug/L	
OU5	W-865-3403	3/9/21		Bromomethane	<	1		ug/L	
OU5	W-865-3403	3/9/21		Carbon tetrachloride	<	0.5		ug/L	
OU5	W-865-3403	3/9/21		Chlorobenzene	<	0.5		ug/L	
OU5	W-865-3403	3/9/21		Chloroethane	<	0.5		ug/L	
OU5	W-865-3403	3/9/21		Chloroform	<	0.5		ug/L	
OU5	W-865-3403	3/9/21		Chloromethane	<	0.5		ug/L	
OU5	W-865-3403	3/9/21		cis-1,2-Dichloroethene	<	0.5		ug/L	
OU5	W-865-3403	3/9/21		cis-1,3-Dichloropropene	<	0.5		ug/L	
OU5	W-865-3403	3/9/21		Dibromochloromethane	<	0.5		ug/L	
OU5	W-865-3403	3/9/21		Dichlorodifluoromethane	<	0.5		ug/L	
OU5	W-865-3403	3/9/21		Methylene chloride	<	1		ug/L	
OU5	W-865-3403	3/9/21		Tetrachloroethene		0.72		ug/L	
OU5	W-865-3403	3/9/21		trans-1,2-Dichloroethene	<	0.5		ug/L	
OU5	W-865-3403	3/9/21		trans-1,3-Dichloropropene	<	0.5		ug/L	
OU5	W-865-3403	3/9/21		Trichloroethene	<	0.5		ug/L	
OU5	W-865-3403	3/9/21		Trichlorofluoromethane	<	0.5		ug/L	
OU5	W-865-3403	3/9/21		Trichlorotrifluoroethane		63		ug/L	
OU5	W-865-3403	3/9/21		Vinyl chloride	<	0.5		ug/L	
OU5	W-865-3403	3/9/21		Tritium	<	100	58.3	pCi/L	
OU5	W-865-3403	3/9/21		Field Oxidation Potential (Eh)		158		mVolts	
OU5	W-865-3403	3/9/21		Field pH		7.96		Units	
OU5	W-865-3403	3/9/21		Field Specific Conductance		744.7		umhos/cm	
OU5	W-865-3403	3/9/21		Field Temperature		16.2		Degrees C	
OU5	W-865-3403	3/9/21		Antimony	<	0.06		mg/L	
OU5	W-865-3403	3/9/21		Arsenic		0.0084		mg/L	
OU5	W-865-3403	3/9/21		Barium		0.055		mg/L	
OU5	W-865-3403	3/9/21		Beryllium	<	0.002		mg/L	
OU5	W-865-3403	3/9/21		Cadmium	<	0.005		mg/L	
OU5	W-865-3403	3/9/21		Chromium	<	0.01		mg/L	
OU5	W-865-3403	3/9/21		Cobalt	<	0.02		mg/L	
OU5	W-865-3403	3/9/21		Copper	<	0.01		mg/L	
OU5	W-865-3403	3/9/21		Lead	<	0.003		mg/L	
OU5	W-865-3403	3/9/21		Mercury	<	0.0002		mg/L	
OU5	W-865-3403	3/9/21		Molybdenum	<	0.02		mg/L	
OU5	W-865-3403	3/9/21		Nickel	<	0.02		mg/L	
OU5	W-865-3403	3/9/21		Selenium	<	0.005		mg/L	
OU5	W-865-3403	3/9/21		Silver	<	0.005		mg/L	
OU5	W-865-3403	3/9/21		Thallium	<	0.005		mg/L	
OU5	W-865-3403	3/9/21		Vanadium		0.044		mg/L	
OU5	W-865-3403	3/9/21		Zinc	<	0.02		mg/L	
OU5	W-865-3403	3/9/21	DUP	Nitrate (as NO3)		71		mg/L	D
OU5	W-865-3403	3/9/21	DUP	Perchlorate	<	4		ug/L	
OU5	W-865-3403	3/9/21	DUP	1,1-Dichloroethane	<	0.5		ug/L	
OU5	W-865-3403	3/9/21	DUP	1,1-Dichloroethene		0.55		ug/L	
OU5	W-865-3403	3/9/21	DUP	1,1,1-Trichloroethane	<	0.5		ug/L	
OU5	W-865-3403	3/9/21	DUP	1,1,2-Trichloroethane	<	0.5		ug/L	
OU5	W-865-3403	3/9/21	DUP	1,1,2,2-Tetrachloroethane	<	0.5		ug/L	
OU5	W-865-3403	3/9/21	DUP	1,2-Dichlorobenzene	<	0.5		ug/L	
OU5	W-865-3403	3/9/21	DUP	1,2-Dichloroethane	<	0.5		ug/L	
OU5	W-865-3403	3/9/21	DUP	1,2-Dichloroethene (total)	<	0.5		ug/L	
OU5	W-865-3403	3/9/21	DUP	1,2-Dichloropropane	<	0.5		ug/L	
OU5	W-865-3403	3/9/21	DUP	1,3-Dichlorobenzene	<	0.5		ug/L	
OU5	W-865-3403	3/9/21	DUP	1,4-Dichlorobenzene	<	0.5		ug/L	
OU5	W-865-3403	3/9/21	DUP	2-Chloroethylvinylether	<	1		ug/L	
OU5	W-865-3403	3/9/21	DUP	Bromodichloromethane	<	0.5		ug/L	
OU5	W-865-3403	3/9/21	DUP	Bromoform	<	0.5		ug/L	
OU5	W-865-3403	3/9/21	DUP	Bromomethane	<	0.5		ug/L	
OU5	W-865-3403	3/9/21	DUP	Carbon tetrachloride	<	0.2		ug/L	
OU5	W-865-3403	3/9/21	DUP	Chlorobenzene	<	0.5		ug/L	
OU5	W-865-3403	3/9/21	DUP	Chloroethane	<	0.5		ug/L	
OU5	W-865-3403	3/9/21	DUP	Chloroform	<	0.5		ug/L	
OU5	W-865-3403	3/9/21	DUP	Chloromethane	<	0.5		ug/L	
OU5	W-865-3403	3/9/21	DUP	cis-1,2-Dichloroethene	<	0.5		ug/L	
OU5	W-865-3403	3/9/21	DUP	cis-1,3-Dichloropropene	<	0.5		ug/L	

Attachment 1. Table 1. Groundwater analytical data, Site 300, 2021.

OU	Location	Date	Sample Type	Parameter	LOS Indicator	Result	Error	Units	QA Flag
OU5	W-865-3403	3/9/21	DUP	Dibromochloromethane	<	0.2		ug/L	
OU5	W-865-3403	3/9/21	DUP	Dichlorodifluoromethane	<	0.5		ug/L	
OU5	W-865-3403	3/9/21	DUP	Methylene chloride	<	0.5		ug/L	
OU5	W-865-3403	3/9/21	DUP	Tetrachloroethene		0.78		ug/L	
OU5	W-865-3403	3/9/21	DUP	trans-1,2-Dichloroethene	<	0.5		ug/L	
OU5	W-865-3403	3/9/21	DUP	trans-1,3-Dichloropropene	<	0.5		ug/L	
OU5	W-865-3403	3/9/21	DUP	Trichloroethene	<	0.5		ug/L	
OU5	W-865-3403	3/9/21	DUP	Trichlorofluoromethane	<	0.5		ug/L	
OU5	W-865-3403	3/9/21	DUP	Trichlorotrifluoroethane		62		ug/L	D
OU5	W-865-3403	3/9/21	DUP	Vinyl chloride	<	0.5		ug/L	
OU5	W-865-3403	3/9/21	DUP	Tritium	<	100	35	pCi/L	
OU5	W-865-3403	3/9/21	DUP	Antimony	<	0.005		mg/L	
OU5	W-865-3403	3/9/21	DUP	Arsenic		0.007		mg/L	
OU5	W-865-3403	3/9/21	DUP	Barium		0.05		mg/L	
OU5	W-865-3403	3/9/21	DUP	Beryllium	<	0.0005		mg/L	
OU5	W-865-3403	3/9/21	DUP	Cadmium	<	0.0005		mg/L	
OU5	W-865-3403	3/9/21	DUP	Chromium		0.001		mg/L	
OU5	W-865-3403	3/9/21	DUP	Cobalt	<	0.02		mg/L	
OU5	W-865-3403	3/9/21	DUP	Copper	<	0.01		mg/L	
OU5	W-865-3403	3/9/21	DUP	Lead	<	0.002		mg/L	
OU5	W-865-3403	3/9/21	DUP	Mercury	<	0.0005		mg/L	
OU5	W-865-3403	3/9/21	DUP	Molybdenum	<	0.02		mg/L	
OU5	W-865-3403	3/9/21	DUP	Nickel	<	0.005		mg/L	
OU5	W-865-3403	3/9/21	DUP	Selenium	<	0.002		mg/L	
OU5	W-865-3403	3/9/21	DUP	Silver	<	0.0005		mg/L	
OU5	W-865-3403	3/9/21	DUP	Thallium	<	0.001		mg/L	
OU5	W-865-3403	3/9/21	DUP	Vanadium		0.05		mg/L	
OU5	W-865-3403	3/9/21	DUP	Zinc	<	0.02		mg/L	
OU5	W-865-3504B	3/23/21		Uranium 234 and 233 (in activity)		1.03	0.168	pCi/L	
OU5	W-865-3504B	3/23/21		Uranium 235 and 236 (in activity)	<	0.1	0.0365	pCi/L	
OU5	W-865-3504B	3/23/21		Uranium 238 (in activity)		0.416	0.0936	pCi/L	
OU5	W-865-3504B	3/23/21		Silica (as SiO2)		68		mg/L	D
OU5	W-865-3504B	3/23/21		Perchlorate	<	4		ug/L	
OU5	W-865-3504B	3/23/21		1,1-Dichloroethane	<	0.5		ug/L	
OU5	W-865-3504B	3/23/21		1,1-Dichloroethene	<	0.5		ug/L	
OU5	W-865-3504B	3/23/21		1,1,1-Trichloroethane	<	0.5		ug/L	
OU5	W-865-3504B	3/23/21		1,1,2-Trichloroethane	<	0.5		ug/L	
OU5	W-865-3504B	3/23/21		1,1,2,2-Tetrachloroethane	<	0.5		ug/L	
OU5	W-865-3504B	3/23/21		1,2-Dichlorobenzene	<	0.5		ug/L	
OU5	W-865-3504B	3/23/21		1,2-Dichloroethane	<	0.5		ug/L	
OU5	W-865-3504B	3/23/21		1,2-Dichloroethene (total)	<	1		ug/L	
OU5	W-865-3504B	3/23/21		1,2-Dichloropropane	<	0.5		ug/L	
OU5	W-865-3504B	3/23/21		1,3-Dichlorobenzene	<	0.5		ug/L	
OU5	W-865-3504B	3/23/21		1,4-Dichlorobenzene	<	0.5		ug/L	
OU5	W-865-3504B	3/23/21		2-Butanone	<	10		ug/L	
OU5	W-865-3504B	3/23/21		2-Chloroethylvinylether	<	10		ug/L	
OU5	W-865-3504B	3/23/21		2-Hexanone	<	10		ug/L	
OU5	W-865-3504B	3/23/21		4-Methyl-2-pentanone	<	10		ug/L	
OU5	W-865-3504B	3/23/21		Acetone	<	10		ug/L	
OU5	W-865-3504B	3/23/21		Benzene	<	0.5		ug/L	
OU5	W-865-3504B	3/23/21		Bromodichloromethane	<	0.5		ug/L	
OU5	W-865-3504B	3/23/21		Bromoform	<	0.5		ug/L	
OU5	W-865-3504B	3/23/21		Bromomethane	<	1		ug/L	
OU5	W-865-3504B	3/23/21		Carbon disulfide	<	1		ug/L	
OU5	W-865-3504B	3/23/21		Carbon tetrachloride	<	0.5		ug/L	
OU5	W-865-3504B	3/23/21		Chlorobenzene	<	0.5		ug/L	
OU5	W-865-3504B	3/23/21		Chloroethane	<	0.5		ug/L	
OU5	W-865-3504B	3/23/21		Chloroform	<	0.5		ug/L	
OU5	W-865-3504B	3/23/21		Chloromethane	<	0.5		ug/L	
OU5	W-865-3504B	3/23/21		cis-1,2-Dichloroethene	<	0.5		ug/L	
OU5	W-865-3504B	3/23/21		cis-1,3-Dichloropropene	<	0.5		ug/L	
OU5	W-865-3504B	3/23/21		Dibromochloromethane	<	0.5		ug/L	
OU5	W-865-3504B	3/23/21		Dibromomethane	<	0.5		ug/L	
OU5	W-865-3504B	3/23/21		Dichlorodifluoromethane	<	0.5		ug/L	
OU5	W-865-3504B	3/23/21		Ethylbenzene	<	0.5		ug/L	
OU5	W-865-3504B	3/23/21		Methylene chloride	<	1		ug/L	

Attachment 1. Table 1. Groundwater analytical data, Site 300, 2021.

OU	Location	Date	Sample Type	Parameter	LOS Indicator	Result	Error	Units	QA Flag
OU5	W-865-3504B	3/23/21		Styrene	<	0.5		ug/L	
OU5	W-865-3504B	3/23/21		Tetrachloroethene	<	0.5		ug/L	
OU5	W-865-3504B	3/23/21		Tetrahydrofuran	<	20		ug/L	
OU5	W-865-3504B	3/23/21		Toluene	<	0.5		ug/L	
OU5	W-865-3504B	3/23/21		Total Xylene Isomers	<	0.5		ug/L	
OU5	W-865-3504B	3/23/21		trans-1,2-Dichloroethene	<	0.5		ug/L	
OU5	W-865-3504B	3/23/21		trans-1,3-Dichloropropene	<	0.5		ug/L	
OU5	W-865-3504B	3/23/21		Trichloroethene	<	0.5		ug/L	
OU5	W-865-3504B	3/23/21		Trichlorofluoromethane	<	0.5		ug/L	
OU5	W-865-3504B	3/23/21		Trichlorotrifluoroethane		58		ug/L	
OU5	W-865-3504B	3/23/21		Vinyl acetate	<	10		ug/L	
OU5	W-865-3504B	3/23/21		Vinyl chloride	<	0.5		ug/L	
OU5	W-865-3504B	3/23/21		1,3-Dinitrobenzene	<	2.3		ug/L	D
OU5	W-865-3504B	3/23/21		1,3,5-Trinitrobenzene	<	2.3		ug/L	D
OU5	W-865-3504B	3/23/21		2-Amino-4,6-dinitrotoluene	<	2.3		ug/L	D
OU5	W-865-3504B	3/23/21		2-Nitrotoluene	<	2.3		ug/L	D
OU5	W-865-3504B	3/23/21		2,4-Dinitrotoluene	<	2.3		ug/L	D
OU5	W-865-3504B	3/23/21		2,6-Dinitrotoluene	<	2.3		ug/L	D
OU5	W-865-3504B	3/23/21		3-Nitrotoluene	<	2.3		ug/L	D
OU5	W-865-3504B	3/23/21		4-Amino-2,6-dinitrotoluene	<	2.3		ug/L	D
OU5	W-865-3504B	3/23/21		4-Nitrotoluene	<	2.3		ug/L	D
OU5	W-865-3504B	3/23/21		HMX	<	1.1		ug/L	D
OU5	W-865-3504B	3/23/21		Nitrobenzene	<	2.3		ug/L	D
OU5	W-865-3504B	3/23/21		RDX	<	1.1		ug/L	D
OU5	W-865-3504B	3/23/21		Tetryl	<	2.3		ug/L	D
OU5	W-865-3504B	3/23/21		TNT	<	2.3		ug/L	D
OU5	W-865-3504B	3/23/21		Gross alpha	<	2	0.574	pCi/L	LO
OU5	W-865-3504B	3/23/21		Gross beta	<	3	0.793	pCi/L	
OU5	W-865-3504B	3/23/21		Tritium	<	100	71	pCi/L	
OU5	W-865-3504B	3/23/21		Aluminum	<	1		mg/L	D
OU5	W-865-3504B	3/23/21		Bicarbonate Alk (as CaCO3)		120		mg/L	
OU5	W-865-3504B	3/23/21		Calcium		36		mg/L	D
OU5	W-865-3504B	3/23/21		Carbonate Alk (as CaCO3)	<	4.1		mg/L	
OU5	W-865-3504B	3/23/21		Chloride		44		mg/L	
OU5	W-865-3504B	3/23/21		Copper	<	0.25		mg/L	D
OU5	W-865-3504B	3/23/21		Fluoride		0.35		mg/L	
OU5	W-865-3504B	3/23/21		Hydroxide Alk (as CaCO3)	<	4.1		mg/L	
OU5	W-865-3504B	3/23/21		Iron	<	0.5		mg/L	D
OU5	W-865-3504B	3/23/21		Magnesium		16		mg/L	D
OU5	W-865-3504B	3/23/21		Manganese	<	0.15		mg/L	D
OU5	W-865-3504B	3/23/21		Nickel	<	0.5		mg/L	D
OU5	W-865-3504B	3/23/21		Nitrate (as N)		10		mg/L	
OU5	W-865-3504B	3/23/21		Nitrate (as NO3)		44		mg/L	
OU5	W-865-3504B	3/23/21		Nitrite (as N)	<	0.5		mg/L	
OU5	W-865-3504B	3/23/21		Ortho-Phosphate		0.23		mg/L	
OU5	W-865-3504B	3/23/21		pH		7.85		Units	
OU5	W-865-3504B	3/23/21		Potassium	<	5		mg/L	D
OU5	W-865-3504B	3/23/21		Sodium		36		mg/L	D
OU5	W-865-3504B	3/23/21		Specific Conductance		515		umhos/cm	
OU5	W-865-3504B	3/23/21		Sulfate		35		mg/L	
OU5	W-865-3504B	3/23/21		Surfactants	<	0.5		mg/L	
OU5	W-865-3504B	3/23/21		Total Alkalinity (as CaCO3)		120		mg/L	
OU5	W-865-3504B	3/23/21		Total dissolved solids (TDS)		360		mg/L	D
OU5	W-865-3504B	3/23/21		Total Hardness (as CaCO3)		160		mg/L	
OU5	W-865-3504B	3/23/21		Total Phosphorus (as PO4)		0.21		mg/L	
OU5	W-865-3504B	3/23/21		Zinc	<	0.25		mg/L	D
OU5	W-865-3504B	3/23/21		Aluminum	<	0.05		mg/L	
OU5	W-865-3504B	3/23/21		Antimony	<	0.005		mg/L	
OU5	W-865-3504B	3/23/21		Arsenic		0.011		mg/L	
OU5	W-865-3504B	3/23/21		Barium		0.029		mg/L	
OU5	W-865-3504B	3/23/21		Beryllium	<	0.0002		mg/L	
OU5	W-865-3504B	3/23/21		Boron		0.16		mg/L	
OU5	W-865-3504B	3/23/21		Cadmium	<	0.0005		mg/L	
OU5	W-865-3504B	3/23/21		Chromium	<	0.001		mg/L	
OU5	W-865-3504B	3/23/21		Cobalt	<	0.05		mg/L	
OU5	W-865-3504B	3/23/21		Copper	<	0.001		mg/L	

Attachment 1. Table 1. Groundwater analytical data, Site 300, 2021.

OU	Location	Date	Sample Type	Parameter	LOS Indicator	Result	Error	Units	QA Flag
OU5	W-865-3504B	3/23/21		Hexavalent Chromium	<	0.002		mg/L	
OU5	W-865-3504B	3/23/21		Iron	<	0.1		mg/L	
OU5	W-865-3504B	3/23/21		Lead	<	0.005		mg/L	
OU5	W-865-3504B	3/23/21		Manganese	<	0.03		mg/L	
OU5	W-865-3504B	3/23/21		Mercury	<	0.0002		mg/L	
OU5	W-865-3504B	3/23/21		Molybdenum	<	0.025		mg/L	
OU5	W-865-3504B	3/23/21		Nickel	<	0.002		mg/L	
OU5	W-865-3504B	3/23/21		Selenium		0.0035		mg/L	
OU5	W-865-3504B	3/23/21		Silver	<	0.001		mg/L	
OU5	W-865-3504B	3/23/21		Thallium	<	0.001		mg/L	
OU5	W-865-3504B	3/23/21		Vanadium		0.063		mg/L	
OU5	W-865-3504B	3/23/21		Zinc	<	0.02		mg/L	
OU5	W-865-3504B	3/23/21		C24H52O4Si	<	10		ug/L	D
OU5	W-865-3504B	5/19/21		Uranium 234 and 233 (in activity)		1.02	0.175	pCi/L	O
OU5	W-865-3504B	5/19/21		Uranium 235 and 236 (in activity)	<	0.1	0.0295	pCi/L	
OU5	W-865-3504B	5/19/21		Uranium 238 (in activity)		0.387	0.0949	pCi/L	O
OU5	W-865-3504B	5/19/21		Nitrate (as NO3)		45		mg/L	
OU5	W-865-3504B	5/19/21		Perchlorate	<	4		ug/L	
OU5	W-865-3504B	5/19/21		1,1-Dichloroethane	<	0.5		ug/L	
OU5	W-865-3504B	5/19/21		1,1-Dichloroethene	<	0.5		ug/L	
OU5	W-865-3504B	5/19/21		1,1,1-Trichloroethane	<	0.5		ug/L	
OU5	W-865-3504B	5/19/21		1,1,2-Trichloroethane	<	0.5		ug/L	
OU5	W-865-3504B	5/19/21		1,1,2,2-Tetrachloroethane	<	0.5		ug/L	
OU5	W-865-3504B	5/19/21		1,2-Dichlorobenzene	<	0.5		ug/L	
OU5	W-865-3504B	5/19/21		1,2-Dichloroethane	<	0.5		ug/L	
OU5	W-865-3504B	5/19/21		1,2-Dichloroethene (total)	<	1		ug/L	
OU5	W-865-3504B	5/19/21		1,2-Dichloropropane	<	0.5		ug/L	
OU5	W-865-3504B	5/19/21		1,3-Dichlorobenzene	<	0.5		ug/L	
OU5	W-865-3504B	5/19/21		1,4-Dichlorobenzene	<	0.5		ug/L	
OU5	W-865-3504B	5/19/21		2-Chloroethylvinylether	<	10		ug/L	
OU5	W-865-3504B	5/19/21		Bromodichloromethane	<	0.5		ug/L	
OU5	W-865-3504B	5/19/21		Bromoform	<	0.5		ug/L	
OU5	W-865-3504B	5/19/21		Bromomethane	<	1		ug/L	
OU5	W-865-3504B	5/19/21		Carbon tetrachloride	<	0.5		ug/L	
OU5	W-865-3504B	5/19/21		Chlorobenzene	<	0.5		ug/L	
OU5	W-865-3504B	5/19/21		Chloroethane	<	0.5		ug/L	
OU5	W-865-3504B	5/19/21		Chloroform	<	0.5		ug/L	
OU5	W-865-3504B	5/19/21		Chloromethane	<	0.5		ug/L	
OU5	W-865-3504B	5/19/21		cis-1,2-Dichloroethene	<	0.5		ug/L	
OU5	W-865-3504B	5/19/21		cis-1,3-Dichloropropene	<	0.5		ug/L	
OU5	W-865-3504B	5/19/21		Dibromochloromethane	<	0.5		ug/L	
OU5	W-865-3504B	5/19/21		Dichlorodifluoromethane	<	0.5		ug/L	
OU5	W-865-3504B	5/19/21		Methylene chloride	<	1		ug/L	
OU5	W-865-3504B	5/19/21		Tetrachloroethene	<	0.5		ug/L	
OU5	W-865-3504B	5/19/21		trans-1,2-Dichloroethene	<	0.5		ug/L	
OU5	W-865-3504B	5/19/21		trans-1,3-Dichloropropene	<	0.5		ug/L	
OU5	W-865-3504B	5/19/21		Trichloroethene	<	0.5		ug/L	
OU5	W-865-3504B	5/19/21		Trichlorofluoromethane		0.5		ug/L	
OU5	W-865-3504B	5/19/21		Trichlorotrifluoroethane		66		ug/L	
OU5	W-865-3504B	5/19/21		Vinyl chloride	<	0.5		ug/L	
OU5	W-865-3504B	5/19/21		Tritium	<	100	58.1	pCi/L	
OU5	W-865-3504B	5/19/21		Field Oxidation Potential (Eh)		169		mVolts	
OU5	W-865-3504B	5/19/21		Field pH		8.28		Units	
OU5	W-865-3504B	5/19/21		Field Specific Conductance		518.3		umhos/cm	
OU5	W-865-3504B	5/19/21		Field Temperature		18.6		Degrees C	
OU5	W-865-3504B	5/19/21		Total Uranium (in activity)		1.9	0.032	pCi/L	
OU5	W-865-3504B	5/19/21		Total Uranium (in mass)		1.8	0.0072	ug/L	
OU5	W-865-3504B	5/19/21		Uranium 234 (in activity)		1.3	0.032	pCi/L	
OU5	W-865-3504B	5/19/21		Uranium 235 (in activity)		0.028	0.00017	pCi/L	
OU5	W-865-3504B	5/19/21		Uranium 235/238		0.007283	0.000032	atom/atom	
OU5	W-865-3504B	5/19/21		Uranium 236 (in activity)	<	0.00012		pCi/L	
OU5	W-865-3504B	5/19/21		Uranium 238 (in activity)		0.6	0.0024	pCi/L	
OU5	W-865-3504B	5/19/21		Uranium 238 (in mass)		1.8	0.0072	ug/L	
OU5	W-865-3504B	9/27/21		Uranium 234 and 233 (in activity)		1.02	0.152	pCi/L	
OU5	W-865-3504B	9/27/21		Uranium 235 and 236 (in activity)	<	0.1	0.0279	pCi/L	
OU5	W-865-3504B	9/27/21		Uranium 238 (in activity)		0.472	0.0898	pCi/L	

Attachment 1. Table 1. Groundwater analytical data, Site 300, 2021.

OU	Location	Date	Sample Type	Parameter	LOS Indicator	Result	Error	Units	QA Flag
OU5	W-865-3504B	9/27/21		Nitrate (as NO3)		44		mg/L	
OU5	W-865-3504B	9/27/21		Perchlorate	<	2		ug/L	
OU5	W-865-3504B	9/27/21		1,1-Dichloroethane	<	0.5		ug/L	
OU5	W-865-3504B	9/27/21		1,1-Dichloroethene	<	0.5		ug/L	
OU5	W-865-3504B	9/27/21		1,1,1-Trichloroethane	<	0.5		ug/L	
OU5	W-865-3504B	9/27/21		1,1,2-Trichloroethane	<	0.5		ug/L	
OU5	W-865-3504B	9/27/21		1,1,2,2-Tetrachloroethane	<	0.5		ug/L	
OU5	W-865-3504B	9/27/21		1,2-Dichlorobenzene	<	0.5		ug/L	
OU5	W-865-3504B	9/27/21		1,2-Dichloroethane	<	0.5		ug/L	
OU5	W-865-3504B	9/27/21		1,2-Dichloroethene (total)	<	1		ug/L	
OU5	W-865-3504B	9/27/21		1,2-Dichloropropane	<	0.5		ug/L	
OU5	W-865-3504B	9/27/21		1,3-Dichlorobenzene	<	0.5		ug/L	
OU5	W-865-3504B	9/27/21		1,4-Dichlorobenzene	<	0.5		ug/L	
OU5	W-865-3504B	9/27/21		2-Chloroethylvinylether	<	10		ug/L	
OU5	W-865-3504B	9/27/21		Bromodichloromethane	<	0.5		ug/L	
OU5	W-865-3504B	9/27/21		Bromoform	<	0.5		ug/L	
OU5	W-865-3504B	9/27/21		Bromomethane	<	1		ug/L	
OU5	W-865-3504B	9/27/21		Carbon tetrachloride	<	0.5		ug/L	
OU5	W-865-3504B	9/27/21		Chlorobenzene	<	0.5		ug/L	
OU5	W-865-3504B	9/27/21		Chloroethane	<	0.5		ug/L	
OU5	W-865-3504B	9/27/21		Chloroform	<	0.5		ug/L	
OU5	W-865-3504B	9/27/21		Chloromethane	<	0.5		ug/L	
OU5	W-865-3504B	9/27/21		cis-1,2-Dichloroethene	<	0.5		ug/L	
OU5	W-865-3504B	9/27/21		cis-1,3-Dichloropropene	<	0.5		ug/L	
OU5	W-865-3504B	9/27/21		Dibromochloromethane	<	0.5		ug/L	
OU5	W-865-3504B	9/27/21		Dichlorodifluoromethane	<	0.5		ug/L	
OU5	W-865-3504B	9/27/21		Methylene chloride	<	1		ug/L	
OU5	W-865-3504B	9/27/21		Tetrachloroethene	<	0.5		ug/L	
OU5	W-865-3504B	9/27/21		trans-1,2-Dichloroethene	<	0.5		ug/L	
OU5	W-865-3504B	9/27/21		trans-1,3-Dichloropropene	<	0.5		ug/L	
OU5	W-865-3504B	9/27/21		Trichloroethene	<	0.5		ug/L	
OU5	W-865-3504B	9/27/21		Trichlorofluoromethane	<	0.5		ug/L	
OU5	W-865-3504B	9/27/21		Trichlorotrifluoroethane		65		ug/L	
OU5	W-865-3504B	9/27/21		Vinyl chloride	<	0.5		ug/L	
OU5	W-865-3504B	9/27/21		Tritium	<	100	72.7	pCi/L	
OU5	W-865-3504B	9/27/21		Field Oxidation Potential (Eh)		89		mVolts	
OU5	W-865-3504B	9/27/21		Field pH		8.18		Units	
OU5	W-865-3504B	9/27/21		Field Specific Conductance		521.5		umhos/cm	
OU5	W-865-3504B	9/27/21		Field Temperature		19.3		Degrees C	
OU5	W-865-3504B	9/27/21		Total Uranium (in activity)		1.5	0.025	pCi/L	
OU5	W-865-3504B	9/27/21		Total Uranium (in mass)		1.2	0.0076	ug/L	
OU5	W-865-3504B	9/27/21		Uranium 234 (in activity)		1	0.025	pCi/L	
OU5	W-865-3504B	9/27/21		Uranium 234/238		0.0001345	0.0000032	atom/atom	
OU5	W-865-3504B	9/27/21		Uranium 235 (in activity)		0.019	0.00018	pCi/L	
OU5	W-865-3504B	9/27/21		Uranium 235/238		0.007242	0.000051	atom/atom	
OU5	W-865-3504B	9/27/21		Uranium 236 (in activity)	<	0.000079		pCi/L	
OU5	W-865-3504B	9/27/21		Uranium 236/238	<	0.000001		atom/atom	
OU5	W-865-3504B	9/27/21		Uranium 238 (in activity)		0.41	0.0026	pCi/L	
OU5	W-865-3504B	9/27/21		Uranium 238 (in mass)		1.2	0.0076	ug/L	
OU5	W-865-3504B	12/2/21		Uranium 234 and 233 (in activity)		0.959	0.129	pCi/L	
OU5	W-865-3504B	12/2/21		Uranium 235 and 236 (in activity)	<	0.1	0.0254	pCi/L	
OU5	W-865-3504B	12/2/21		Uranium 238 (in activity)		0.46	0.0777	pCi/L	
OU5	W-865-3504B	12/2/21		Nitrate (as NO3)		43		mg/L	
OU5	W-865-3504B	12/2/21		Perchlorate	<	2		ug/L	
OU5	W-865-3504B	12/2/21		1,1-Dichloroethane	<	0.5		ug/L	
OU5	W-865-3504B	12/2/21		1,1-Dichloroethene	<	0.5		ug/L	
OU5	W-865-3504B	12/2/21		1,1,1-Trichloroethane	<	0.5		ug/L	
OU5	W-865-3504B	12/2/21		1,1,2-Trichloroethane	<	0.5		ug/L	
OU5	W-865-3504B	12/2/21		1,1,2,2-Tetrachloroethane	<	0.5		ug/L	
OU5	W-865-3504B	12/2/21		1,2-Dichlorobenzene	<	0.5		ug/L	
OU5	W-865-3504B	12/2/21		1,2-Dichloroethane	<	0.5		ug/L	
OU5	W-865-3504B	12/2/21		1,2-Dichloroethene (total)	<	1		ug/L	
OU5	W-865-3504B	12/2/21		1,2-Dichloropropane	<	0.5		ug/L	
OU5	W-865-3504B	12/2/21		1,3-Dichlorobenzene	<	0.5		ug/L	
OU5	W-865-3504B	12/2/21		1,4-Dichlorobenzene	<	0.5		ug/L	
OU5	W-865-3504B	12/2/21		2-Chloroethylvinylether	<	10		ug/L	

Attachment 1. Table 1. Groundwater analytical data, Site 300, 2021.

OU	Location	Date	Sample Type	Parameter	LOS Indicator	Result	Error	Units	QA Flag
OU5	W-865-3504B	12/2/21		Bromodichloromethane	<	0.5		ug/L	
OU5	W-865-3504B	12/2/21		Bromoform	<	0.5		ug/L	
OU5	W-865-3504B	12/2/21		Bromomethane	<	1		ug/L	
OU5	W-865-3504B	12/2/21		Carbon tetrachloride	<	0.5		ug/L	
OU5	W-865-3504B	12/2/21		Chlorobenzene	<	0.5		ug/L	
OU5	W-865-3504B	12/2/21		Chloroethane	<	0.5		ug/L	
OU5	W-865-3504B	12/2/21		Chloroform	<	0.5		ug/L	
OU5	W-865-3504B	12/2/21		Chloromethane	<	0.5		ug/L	
OU5	W-865-3504B	12/2/21		cis-1,2-Dichloroethene	<	0.5		ug/L	
OU5	W-865-3504B	12/2/21		cis-1,3-Dichloropropene	<	0.5		ug/L	
OU5	W-865-3504B	12/2/21		Dibromochloromethane	<	0.5		ug/L	
OU5	W-865-3504B	12/2/21		Dichlorodifluoromethane	<	0.5		ug/L	
OU5	W-865-3504B	12/2/21		Methylene chloride	<	1		ug/L	
OU5	W-865-3504B	12/2/21		Tetrachloroethene	<	0.5		ug/L	
OU5	W-865-3504B	12/2/21		trans-1,2-Dichloroethene	<	0.5		ug/L	
OU5	W-865-3504B	12/2/21		trans-1,3-Dichloropropene	<	0.5		ug/L	
OU5	W-865-3504B	12/2/21		Trichloroethene	<	0.5		ug/L	
OU5	W-865-3504B	12/2/21		Trichlorofluoromethane	<	0.5		ug/L	
OU5	W-865-3504B	12/2/21		Trichlorotrifluoroethane		39		ug/L	
OU5	W-865-3504B	12/2/21		Vinyl chloride	<	0.5		ug/L	
OU5	W-865-3504B	12/2/21		Tritium	<	100	58.5	pCi/L	
OU5	W-865-3504B	12/2/21		Field Oxidation Potential (Eh)		219		mVolts	
OU5	W-865-3504B	12/2/21		Field pH		8.16		Units	
OU5	W-865-3504B	12/2/21		Field Specific Conductance		601.8		umhos/cm	
OU5	W-865-3504B	12/2/21		Field Temperature		18.1		Degrees C	
OU5	W-865-3504B	12/2/21		Total Uranium (in activity)		1.5	0.021	pCi/L	D
OU5	W-865-3504B	12/2/21		Total Uranium (in mass)		1.3	0.0061	ug/L	D
OU5	W-865-3504B	12/2/21		Uranium 234 (in activity)		1.1	0.021	pCi/L	D
OU5	W-865-3504B	12/2/21		Uranium 234/238		0.0001372	0.0000025	atom/atom	D
OU5	W-865-3504B	12/2/21		Uranium 235 (in activity)		0.02	0.00013	pCi/L	D
OU5	W-865-3504B	12/2/21		Uranium 235/238		0.007252	0.000032	atom/atom	D
OU5	W-865-3504B	12/2/21		Uranium 236 (in activity)	<	0.000083		pCi/L	D
OU5	W-865-3504B	12/2/21		Uranium 236/238	<	0.000001		atom/atom	D
OU5	W-865-3504B	12/2/21		Uranium 238 (in activity)		0.43	0.0021	pCi/L	D
OU5	W-865-3504B	12/2/21		Uranium 238 (in mass)		1.3	0.0061	ug/L	D
OU5	W-865-3505	3/23/21		Uranium 234 and 233 (in activity)		5.19	0.559	pCi/L	
OU5	W-865-3505	3/23/21		Uranium 235 and 236 (in activity)		0.192	0.0593	pCi/L	
OU5	W-865-3505	3/23/21		Uranium 238 (in activity)		4.11	0.455	pCi/L	
OU5	W-865-3505	3/23/21		Silica (as SiO2)		50		mg/L	
OU5	W-865-3505	3/23/21		Perchlorate		4.9		ug/L	
OU5	W-865-3505	3/23/21		1,1-Dichloroethane	<	0.5		ug/L	
OU5	W-865-3505	3/23/21		1,1-Dichloroethene	<	0.5		ug/L	
OU5	W-865-3505	3/23/21		1,1,1-Trichloroethane	<	0.5		ug/L	
OU5	W-865-3505	3/23/21		1,1,2-Trichloroethane	<	0.5		ug/L	
OU5	W-865-3505	3/23/21		1,1,2,2-Tetrachloroethane	<	0.5		ug/L	
OU5	W-865-3505	3/23/21		1,2-Dichlorobenzene	<	0.5		ug/L	
OU5	W-865-3505	3/23/21		1,2-Dichloroethane	<	0.5		ug/L	
OU5	W-865-3505	3/23/21		1,2-Dichloroethene (total)	<	1		ug/L	
OU5	W-865-3505	3/23/21		1,2-Dichloropropane	<	0.5		ug/L	
OU5	W-865-3505	3/23/21		1,3-Dichlorobenzene	<	0.5		ug/L	
OU5	W-865-3505	3/23/21		1,4-Dichlorobenzene	<	0.5		ug/L	
OU5	W-865-3505	3/23/21		2-Butanone	<	10		ug/L	
OU5	W-865-3505	3/23/21		2-Chloroethylvinylether	<	10		ug/L	
OU5	W-865-3505	3/23/21		2-Hexanone	<	10		ug/L	
OU5	W-865-3505	3/23/21		4-Methyl-2-pentanone	<	10		ug/L	
OU5	W-865-3505	3/23/21		Acetone	<	10		ug/L	
OU5	W-865-3505	3/23/21		Benzene	<	0.5		ug/L	
OU5	W-865-3505	3/23/21		Bromodichloromethane	<	0.5		ug/L	
OU5	W-865-3505	3/23/21		Bromoform	<	0.5		ug/L	
OU5	W-865-3505	3/23/21		Bromomethane	<	1		ug/L	
OU5	W-865-3505	3/23/21		Carbon disulfide	<	1		ug/L	
OU5	W-865-3505	3/23/21		Carbon tetrachloride	<	0.5		ug/L	
OU5	W-865-3505	3/23/21		Chlorobenzene	<	0.5		ug/L	
OU5	W-865-3505	3/23/21		Chloroethane	<	0.5		ug/L	
OU5	W-865-3505	3/23/21		Chloroform	<	0.5		ug/L	
OU5	W-865-3505	3/23/21		Chloromethane	<	0.5		ug/L	

Attachment 1. Table 1. Groundwater analytical data, Site 300, 2021.

OU	Location	Date	Sample Type	Parameter	LOS Indicator	Result	Error	Units	QA Flag
OU5	W-865-3505	3/23/21		cis-1,2-Dichloroethene	<	0.5		ug/L	
OU5	W-865-3505	3/23/21		cis-1,3-Dichloropropene	<	0.5		ug/L	
OU5	W-865-3505	3/23/21		Dibromochloromethane	<	0.5		ug/L	
OU5	W-865-3505	3/23/21		Dibromomethane	<	0.5		ug/L	
OU5	W-865-3505	3/23/21		Dichlorodifluoromethane	<	0.5		ug/L	
OU5	W-865-3505	3/23/21		Ethylbenzene	<	0.5		ug/L	
OU5	W-865-3505	3/23/21		Methylene chloride	<	1		ug/L	
OU5	W-865-3505	3/23/21		Styrene	<	0.5		ug/L	
OU5	W-865-3505	3/23/21		Tetrachloroethene	<	0.5		ug/L	
OU5	W-865-3505	3/23/21		Tetrahydrofuran	<	20		ug/L	
OU5	W-865-3505	3/23/21		Toluene	<	0.5		ug/L	
OU5	W-865-3505	3/23/21		Total Xylene Isomers	<	0.5		ug/L	
OU5	W-865-3505	3/23/21		trans-1,2-Dichloroethene	<	0.5		ug/L	
OU5	W-865-3505	3/23/21		trans-1,3-Dichloropropene	<	0.5		ug/L	
OU5	W-865-3505	3/23/21		Trichloroethene	<	0.5		ug/L	
OU5	W-865-3505	3/23/21		Trichlorofluoromethane	<	0.5		ug/L	
OU5	W-865-3505	3/23/21		Trichlorotrifluoroethane	<	0.5		ug/L	
OU5	W-865-3505	3/23/21		Vinyl acetate	<	10		ug/L	
OU5	W-865-3505	3/23/21		Vinyl chloride	<	0.5		ug/L	
OU5	W-865-3505	3/23/21		1,3-Dinitrobenzene	<	2.2		ug/L	D
OU5	W-865-3505	3/23/21		1,3,5-Trinitrobenzene	<	2.2		ug/L	D
OU5	W-865-3505	3/23/21		2-Amino-4,6-dinitrotoluene	<	2.2		ug/L	D
OU5	W-865-3505	3/23/21		2-Nitrotoluene	<	2.2		ug/L	D
OU5	W-865-3505	3/23/21		2,4-Dinitrotoluene	<	2.2		ug/L	D
OU5	W-865-3505	3/23/21		2,6-Dinitrotoluene	<	2.2		ug/L	D
OU5	W-865-3505	3/23/21		3-Nitrotoluene	<	2.2		ug/L	D
OU5	W-865-3505	3/23/21		4-Amino-2,6-dinitrotoluene	<	2.2		ug/L	D
OU5	W-865-3505	3/23/21		4-Nitrotoluene	<	2.2		ug/L	D
OU5	W-865-3505	3/23/21		HMX	<	1.1		ug/L	D
OU5	W-865-3505	3/23/21		Nitrobenzene	<	2.2		ug/L	D
OU5	W-865-3505	3/23/21		RDX	<	1.1		ug/L	D
OU5	W-865-3505	3/23/21		Tetryl	<	2.2		ug/L	D
OU5	W-865-3505	3/23/21		TNT	<	2.2		ug/L	D
OU5	W-865-3505	3/23/21		Gross alpha		13.6	3.57	pCi/L	LO
OU5	W-865-3505	3/23/21		Gross beta		25.9	4.71	pCi/L	
OU5	W-865-3505	3/23/21		Tritium	<	100	70	pCi/L	
OU5	W-865-3505	3/23/21		Aluminum	<	0.2		mg/L	
OU5	W-865-3505	3/23/21		Bicarbonate Alk (as CaCO3)		180		mg/L	D
OU5	W-865-3505	3/23/21		Calcium		25		mg/L	
OU5	W-865-3505	3/23/21		Carbonate Alk (as CaCO3)		49		mg/L	D
OU5	W-865-3505	3/23/21		Chloride		220		mg/L	D
OU5	W-865-3505	3/23/21		Copper	<	0.05		mg/L	
OU5	W-865-3505	3/23/21		Fluoride		0.63		mg/L	D
OU5	W-865-3505	3/23/21		Hydroxide Alk (as CaCO3)	<	8.2		mg/L	D
OU5	W-865-3505	3/23/21		Iron	<	0.1		mg/L	
OU5	W-865-3505	3/23/21		Magnesium		24		mg/L	
OU5	W-865-3505	3/23/21		Manganese	<	0.03		mg/L	
OU5	W-865-3505	3/23/21		Nickel	<	0.1		mg/L	
OU5	W-865-3505	3/23/21		Nitrate (as N)		19		mg/L	D
OU5	W-865-3505	3/23/21		Nitrate (as NO3)		82		mg/L	
OU5	W-865-3505	3/23/21		Nitrite (as N)	<	0.5		mg/L	
OU5	W-865-3505	3/23/21		Ortho-Phosphate		0.38		mg/L	
OU5	W-865-3505	3/23/21		pH		8.71		Units	
OU5	W-865-3505	3/23/21		Potassium		28		mg/L	
OU5	W-865-3505	3/23/21		Sodium		180		mg/L	
OU5	W-865-3505	3/23/21		Specific Conductance		1380		umhos/cm	
OU5	W-865-3505	3/23/21		Sulfate		48		mg/L	D
OU5	W-865-3505	3/23/21		Surfactants	<	0.5		mg/L	
OU5	W-865-3505	3/23/21		Total Alkalinity (as CaCO3)		230		mg/L	
OU5	W-865-3505	3/23/21		Total dissolved solids (TDS)		800		mg/L	D
OU5	W-865-3505	3/23/21		Total Hardness (as CaCO3)		160		mg/L	
OU5	W-865-3505	3/23/21		Total Phosphorus (as PO4)		0.39		mg/L	
OU5	W-865-3505	3/23/21		Zinc	<	0.05		mg/L	
OU5	W-865-3505	3/23/21		Aluminum	<	0.05		mg/L	
OU5	W-865-3505	3/23/21		Antimony	<	0.005		mg/L	
OU5	W-865-3505	3/23/21		Arsenic		0.025		mg/L	

Attachment 1. Table 1. Groundwater analytical data, Site 300, 2021.

OU	Location	Date	Sample Type	Parameter	LOS Indicator	Result	Error	Units	QA Flag
OU5	W-865-3505	3/23/21		Barium	<	0.025		mg/L	
OU5	W-865-3505	3/23/21		Beryllium	<	0.0002		mg/L	
OU5	W-865-3505	3/23/21		Boron		0.86		mg/L	
OU5	W-865-3505	3/23/21		Cadmium	<	0.0005		mg/L	
OU5	W-865-3505	3/23/21		Chromium		0.002		mg/L	
OU5	W-865-3505	3/23/21		Cobalt	<	0.05		mg/L	
OU5	W-865-3505	3/23/21		Copper	<	0.001		mg/L	
OU5	W-865-3505	3/23/21		Hexavalent Chromium		0.0024		mg/L	
OU5	W-865-3505	3/23/21		Iron	<	0.1		mg/L	
OU5	W-865-3505	3/23/21		Lead	<	0.005		mg/L	
OU5	W-865-3505	3/23/21		Manganese	<	0.03		mg/L	
OU5	W-865-3505	3/23/21		Mercury	<	0.0002		mg/L	
OU5	W-865-3505	3/23/21		Molybdenum		0.026		mg/L	
OU5	W-865-3505	3/23/21		Nickel	<	0.002		mg/L	
OU5	W-865-3505	3/23/21		Selenium		0.025		mg/L	
OU5	W-865-3505	3/23/21		Silver	<	0.001		mg/L	
OU5	W-865-3505	3/23/21		Thallium	<	0.001		mg/L	
OU5	W-865-3505	3/23/21		Vanadium		0.044		mg/L	
OU5	W-865-3505	3/23/21		Zinc	<	0.02		mg/L	
OU5	W-865-3505	3/23/21		C24H52O4Si	<	11		ug/L	D
OU5	W-865-3505	5/19/21		Uranium 234 and 233 (in activity)		5.49	0.67	pCi/L	O
OU5	W-865-3505	5/19/21		Uranium 235 and 236 (in activity)		0.297	0.0951	pCi/L	
OU5	W-865-3505	5/19/21		Uranium 238 (in activity)		4.49	0.561	pCi/L	O
OU5	W-865-3505	5/19/21		Nitrate (as NO3)		85		mg/L	
OU5	W-865-3505	5/19/21		Perchlorate		4.9		ug/L	
OU5	W-865-3505	5/19/21		1,1-Dichloroethane	<	0.5		ug/L	
OU5	W-865-3505	5/19/21		1,1-Dichloroethene	<	0.5		ug/L	
OU5	W-865-3505	5/19/21		1,1,1-Trichloroethane	<	0.5		ug/L	
OU5	W-865-3505	5/19/21		1,1,2-Trichloroethane	<	0.5		ug/L	
OU5	W-865-3505	5/19/21		1,1,2,2-Tetrachloroethane	<	0.5		ug/L	
OU5	W-865-3505	5/19/21		1,2-Dichlorobenzene	<	0.5		ug/L	
OU5	W-865-3505	5/19/21		1,2-Dichloroethane	<	0.5		ug/L	
OU5	W-865-3505	5/19/21		1,2-Dichloroethene (total)	<	1		ug/L	
OU5	W-865-3505	5/19/21		1,2-Dichloropropane	<	0.5		ug/L	
OU5	W-865-3505	5/19/21		1,3-Dichlorobenzene	<	0.5		ug/L	
OU5	W-865-3505	5/19/21		1,4-Dichlorobenzene	<	0.5		ug/L	
OU5	W-865-3505	5/19/21		2-Chloroethylvinylether	<	10		ug/L	
OU5	W-865-3505	5/19/21		Bromodichloromethane	<	0.5		ug/L	
OU5	W-865-3505	5/19/21		Bromoform	<	0.5		ug/L	
OU5	W-865-3505	5/19/21		Bromomethane	<	1		ug/L	
OU5	W-865-3505	5/19/21		Carbon tetrachloride	<	0.5		ug/L	
OU5	W-865-3505	5/19/21		Chlorobenzene	<	0.5		ug/L	
OU5	W-865-3505	5/19/21		Chloroethane	<	0.5		ug/L	
OU5	W-865-3505	5/19/21		Chloroform	<	0.5		ug/L	
OU5	W-865-3505	5/19/21		Chloromethane	<	0.5		ug/L	
OU5	W-865-3505	5/19/21		cis-1,2-Dichloroethene	<	0.5		ug/L	
OU5	W-865-3505	5/19/21		cis-1,3-Dichloropropene	<	0.5		ug/L	
OU5	W-865-3505	5/19/21		Dibromochloromethane	<	0.5		ug/L	
OU5	W-865-3505	5/19/21		Dichlorodifluoromethane	<	0.5		ug/L	
OU5	W-865-3505	5/19/21		Methylene chloride	<	1		ug/L	
OU5	W-865-3505	5/19/21		Tetrachloroethene	<	0.5		ug/L	
OU5	W-865-3505	5/19/21		trans-1,2-Dichloroethene	<	0.5		ug/L	
OU5	W-865-3505	5/19/21		trans-1,3-Dichloropropene	<	0.5		ug/L	
OU5	W-865-3505	5/19/21		Trichloroethene	<	0.5		ug/L	
OU5	W-865-3505	5/19/21		Trichlorofluoromethane	<	0.5		ug/L	
OU5	W-865-3505	5/19/21		Trichlorotrifluoroethane	<	0.5		ug/L	
OU5	W-865-3505	5/19/21		Vinyl chloride	<	0.5		ug/L	
OU5	W-865-3505	5/19/21		Tritium	<	100	57.8	pCi/L	
OU5	W-865-3505	5/19/21		Field Oxidation Potential (Eh)		159		mVolts	
OU5	W-865-3505	5/19/21		Field pH		8.18		Units	
OU5	W-865-3505	5/19/21		Field Specific Conductance		1269		umhos/cm	
OU5	W-865-3505	5/19/21		Field Temperature		18.9		Degrees C	
OU5	W-865-3505	5/19/21		Total Uranium (in activity)		9.6	0.15	pCi/L	
OU5	W-865-3505	5/19/21		Total Uranium (in mass)		13	0.08	ug/L	
OU5	W-865-3505	5/19/21		Uranium 234 (in activity)		5.1	0.15	pCi/L	
OU5	W-865-3505	5/19/21		Uranium 235 (in activity)		0.2	0.0013	pCi/L	

Attachment 1. Table 1. Groundwater analytical data, Site 300, 2021.

OU	Location	Date	Sample Type	Parameter	LOS Indicator	Result	Error	Units	QA Flag
OU5	W-865-3505	5/19/21		Uranium 235/238		0.007245	0.000013	atom/atom	
OU5	W-865-3505	5/19/21		Uranium 236 (in activity)	<	0.00084		pCi/L	
OU5	W-865-3505	5/19/21		Uranium 238 (in activity)		4.4	0.027	pCi/L	
OU5	W-865-3505	5/19/21		Uranium 238 (in mass)		13	0.08	ug/L	
OU5	W-865-3505	9/27/21		Uranium 234 and 233 (in activity)		5.24	0.549	pCi/L	
OU5	W-865-3505	9/27/21		Uranium 235 and 236 (in activity)		0.242	0.0643	pCi/L	
OU5	W-865-3505	9/27/21		Uranium 238 (in activity)		4.64	0.492	pCi/L	
OU5	W-865-3505	9/27/21		Nitrate (as NO3)		87		mg/L	
OU5	W-865-3505	9/27/21		Perchlorate		4.3		ug/L	
OU5	W-865-3505	9/27/21		1,1-Dichloroethane	<	0.5		ug/L	
OU5	W-865-3505	9/27/21		1,1-Dichloroethene	<	0.5		ug/L	
OU5	W-865-3505	9/27/21		1,1,1-Trichloroethane	<	0.5		ug/L	
OU5	W-865-3505	9/27/21		1,1,2-Trichloroethane	<	0.5		ug/L	
OU5	W-865-3505	9/27/21		1,1,2,2-Tetrachloroethane	<	0.5		ug/L	
OU5	W-865-3505	9/27/21		1,2-Dichlorobenzene	<	0.5		ug/L	
OU5	W-865-3505	9/27/21		1,2-Dichloroethane	<	0.5		ug/L	
OU5	W-865-3505	9/27/21		1,2-Dichloroethene (total)	<	1		ug/L	
OU5	W-865-3505	9/27/21		1,2-Dichloropropane	<	0.5		ug/L	
OU5	W-865-3505	9/27/21		1,3-Dichlorobenzene	<	0.5		ug/L	
OU5	W-865-3505	9/27/21		1,4-Dichlorobenzene	<	0.5		ug/L	
OU5	W-865-3505	9/27/21		2-Chloroethylvinylether	<	10		ug/L	
OU5	W-865-3505	9/27/21		Bromodichloromethane	<	0.5		ug/L	
OU5	W-865-3505	9/27/21		Bromoform	<	0.5		ug/L	
OU5	W-865-3505	9/27/21		Bromomethane	<	1		ug/L	
OU5	W-865-3505	9/27/21		Carbon tetrachloride	<	0.5		ug/L	
OU5	W-865-3505	9/27/21		Chlorobenzene	<	0.5		ug/L	
OU5	W-865-3505	9/27/21		Chloroethane	<	0.5		ug/L	
OU5	W-865-3505	9/27/21		Chloroform	<	0.5		ug/L	
OU5	W-865-3505	9/27/21		Chloromethane	<	0.5		ug/L	
OU5	W-865-3505	9/27/21		cis-1,2-Dichloroethene	<	0.5		ug/L	
OU5	W-865-3505	9/27/21		cis-1,3-Dichloropropene	<	0.5		ug/L	
OU5	W-865-3505	9/27/21		Dibromochloromethane	<	0.5		ug/L	
OU5	W-865-3505	9/27/21		Dichlorodifluoromethane	<	0.5		ug/L	
OU5	W-865-3505	9/27/21		Methylene chloride	<	1		ug/L	
OU5	W-865-3505	9/27/21		Tetrachloroethene	<	0.5		ug/L	
OU5	W-865-3505	9/27/21		trans-1,2-Dichloroethene	<	0.5		ug/L	
OU5	W-865-3505	9/27/21		trans-1,3-Dichloropropene	<	0.5		ug/L	
OU5	W-865-3505	9/27/21		Trichloroethene	<	0.5		ug/L	
OU5	W-865-3505	9/27/21		Trichlorofluoromethane	<	0.5		ug/L	
OU5	W-865-3505	9/27/21		Trichlorotrifluoroethane	<	0.5		ug/L	
OU5	W-865-3505	9/27/21		Vinyl chloride	<	0.5		ug/L	
OU5	W-865-3505	9/27/21		Tritium	<	100	72.5	pCi/L	
OU5	W-865-3505	9/27/21		Field Oxidation Potential (Eh)		56		mVolts	
OU5	W-865-3505	9/27/21		Field pH		8.74		Units	
OU5	W-865-3505	9/27/21		Field Specific Conductance		1348		umhos/cm	
OU5	W-865-3505	9/27/21		Field Temperature		18.5		Degrees C	
OU5	W-865-3505	9/27/21		Total Uranium (in activity)		9.6	0.08	pCi/L	D
OU5	W-865-3505	9/27/21		Total Uranium (in mass)		13	0.082	ug/L	D
OU5	W-865-3505	9/27/21		Uranium 234 (in activity)		5.2	0.075	pCi/L	D
OU5	W-865-3505	9/27/21		Uranium 234/238		0.00006656	0.00000086	atom/atom	D
OU5	W-865-3505	9/27/21		Uranium 235 (in activity)		0.2	0.0015	pCi/L	D
OU5	W-865-3505	9/27/21		Uranium 235/238		0.007259	0.000032	atom/atom	D
OU5	W-865-3505	9/27/21		Uranium 236 (in activity)	<	0.00081		pCi/L	D
OU5	W-865-3505	9/27/21		Uranium 236/238	<	0.000001		atom/atom	D
OU5	W-865-3505	9/27/21		Uranium 238 (in activity)		4.2	0.028	pCi/L	D
OU5	W-865-3505	9/27/21		Uranium 238 (in mass)		13	0.082	ug/L	D
OU5	W-865-3505	12/1/21		Uranium 234 and 233 (in activity)		5.13	0.58	pCi/L	
OU5	W-865-3505	12/1/21		Uranium 235 and 236 (in activity)		0.237	0.0733	pCi/L	
OU5	W-865-3505	12/1/21		Uranium 238 (in activity)		4.33	0.499	pCi/L	
OU5	W-865-3505	12/1/21		Nitrate (as NO3)		89		mg/L	D
OU5	W-865-3505	12/1/21		Perchlorate		4.7		ug/L	
OU5	W-865-3505	12/1/21		1,1-Dichloroethane	<	0.5		ug/L	
OU5	W-865-3505	12/1/21		1,1-Dichloroethene	<	0.5		ug/L	
OU5	W-865-3505	12/1/21		1,1,1-Trichloroethane	<	0.5		ug/L	
OU5	W-865-3505	12/1/21		1,1,2-Trichloroethane	<	0.5		ug/L	
OU5	W-865-3505	12/1/21		1,1,2,2-Tetrachloroethane	<	0.5		ug/L	

Attachment 1. Table 1. Groundwater analytical data, Site 300, 2021.

OU	Location	Date	Sample Type	Parameter	LOS Indicator	Result	Error	Units	QA Flag
OU5	W-865-3505	12/1/21		1,2-Dichlorobenzene	<	0.5		ug/L	
OU5	W-865-3505	12/1/21		1,2-Dichloroethane	<	0.5		ug/L	
OU5	W-865-3505	12/1/21		1,2-Dichloroethene (total)	<	1		ug/L	
OU5	W-865-3505	12/1/21		1,2-Dichloropropane	<	0.5		ug/L	
OU5	W-865-3505	12/1/21		1,3-Dichlorobenzene	<	0.5		ug/L	
OU5	W-865-3505	12/1/21		1,4-Dichlorobenzene	<	0.5		ug/L	
OU5	W-865-3505	12/1/21		2-Chloroethylvinylether	<	10		ug/L	
OU5	W-865-3505	12/1/21		Bromodichloromethane	<	0.5		ug/L	
OU5	W-865-3505	12/1/21		Bromoform	<	0.5		ug/L	
OU5	W-865-3505	12/1/21		Bromomethane	<	1		ug/L	
OU5	W-865-3505	12/1/21		Carbon tetrachloride	<	0.5		ug/L	
OU5	W-865-3505	12/1/21		Chlorobenzene	<	0.5		ug/L	
OU5	W-865-3505	12/1/21		Chloroethane	<	0.5		ug/L	
OU5	W-865-3505	12/1/21		Chloroform	<	0.5		ug/L	
OU5	W-865-3505	12/1/21		Chloromethane	<	0.5		ug/L	
OU5	W-865-3505	12/1/21		cis-1,2-Dichloroethene	<	0.5		ug/L	
OU5	W-865-3505	12/1/21		cis-1,3-Dichloropropene	<	0.5		ug/L	
OU5	W-865-3505	12/1/21		Dibromochloromethane	<	0.5		ug/L	
OU5	W-865-3505	12/1/21		Dichlorodifluoromethane	<	0.5		ug/L	
OU5	W-865-3505	12/1/21		Methylene chloride	<	1		ug/L	
OU5	W-865-3505	12/1/21		Tetrachloroethene	<	0.5		ug/L	
OU5	W-865-3505	12/1/21		trans-1,2-Dichloroethene	<	0.5		ug/L	
OU5	W-865-3505	12/1/21		trans-1,3-Dichloropropene	<	0.5		ug/L	
OU5	W-865-3505	12/1/21		Trichloroethene	<	0.5		ug/L	
OU5	W-865-3505	12/1/21		Trichlorofluoromethane	<	0.5		ug/L	
OU5	W-865-3505	12/1/21		Trichlorotrifluoroethane	<	0.5		ug/L	
OU5	W-865-3505	12/1/21		Vinyl chloride	<	0.5		ug/L	
OU5	W-865-3505	12/1/21		Tritium	<	100	62.4	pCi/L	
OU5	W-865-3505	12/1/21		Field Oxidation Potential (Eh)		159		mVolts	
OU5	W-865-3505	12/1/21		Field pH		8.69		Units	
OU5	W-865-3505	12/1/21		Field Specific Conductance		1387		umhos/cm	
OU5	W-865-3505	12/1/21		Field Temperature		19.2		Degrees C	
OU5	W-865-3505	12/1/21		Total Uranium (in activity)		10	0.18	pCi/L	D
OU5	W-865-3505	12/1/21		Total Uranium (in mass)		13	0.065	ug/L	D
OU5	W-865-3505	12/1/21		Uranium 234 (in activity)		5.4	0.18	pCi/L	D
OU5	W-865-3505	12/1/21		Uranium 234/238		0.0000656	0.0000021	atom/atom	D
OU5	W-865-3505	12/1/21		Uranium 235 (in activity)		0.2	0.0012	pCi/L	D
OU5	W-865-3505	12/1/21		Uranium 235/238		0.007236	0.00002	atom/atom	D
OU5	W-865-3505	12/1/21		Uranium 236 (in activity)	<	0.00085		pCi/L	D
OU5	W-865-3505	12/1/21		Uranium 236/238	<	0.000001		atom/atom	D
OU5	W-865-3505	12/1/21		Uranium 238 (in activity)		4.4	0.022	pCi/L	D
OU5	W-865-3505	12/1/21		Uranium 238 (in mass)		13	0.065	ug/L	D
OU5	W-865-3607	3/18/21		Uranium 234 and 233 (in activity)		0.387	0.0985	pCi/L	
OU5	W-865-3607	3/18/21		Uranium 235 and 236 (in activity)	<	0.1	0.0264	pCi/L	
OU5	W-865-3607	3/18/21		Uranium 238 (in activity)		0.307	0.0816	pCi/L	
OU5	W-865-3607	3/18/21		Silica (as SiO2)		44		mg/L	
OU5	W-865-3607	3/18/21		Perchlorate	<	4		ug/L	
OU5	W-865-3607	3/18/21		1,1-Dichloroethane	<	0.5		ug/L	
OU5	W-865-3607	3/18/21		1,1-Dichloroethene	<	0.5		ug/L	
OU5	W-865-3607	3/18/21		1,1,1-Trichloroethane	<	0.5		ug/L	
OU5	W-865-3607	3/18/21		1,1,2-Trichloroethane	<	0.5		ug/L	
OU5	W-865-3607	3/18/21		1,1,2,2-Tetrachloroethane	<	0.5		ug/L	
OU5	W-865-3607	3/18/21		1,2-Dichlorobenzene	<	0.5		ug/L	
OU5	W-865-3607	3/18/21		1,2-Dichloroethane	<	0.5		ug/L	
OU5	W-865-3607	3/18/21		1,2-Dichloroethene (total)	<	1		ug/L	
OU5	W-865-3607	3/18/21		1,2-Dichloropropane	<	0.5		ug/L	
OU5	W-865-3607	3/18/21		1,3-Dichlorobenzene	<	0.5		ug/L	
OU5	W-865-3607	3/18/21		1,4-Dichlorobenzene	<	0.5		ug/L	
OU5	W-865-3607	3/18/21		2-Butanone	<	10		ug/L	
OU5	W-865-3607	3/18/21		2-Chloroethylvinylether	<	10		ug/L	
OU5	W-865-3607	3/18/21		2-Hexanone	<	10		ug/L	
OU5	W-865-3607	3/18/21		4-Methyl-2-pentanone	<	10		ug/L	
OU5	W-865-3607	3/18/21		Acetone	<	10		ug/L	
OU5	W-865-3607	3/18/21		Benzene	<	0.5		ug/L	
OU5	W-865-3607	3/18/21		Bromodichloromethane	<	0.5		ug/L	
OU5	W-865-3607	3/18/21		Bromoform	<	0.5		ug/L	

Attachment 1. Table 1. Groundwater analytical data, Site 300, 2021.

OU	Location	Date	Sample Type	Parameter	LOS Indicator	Result	Error	Units	QA Flag
OU5	W-865-3607	3/18/21		Bromomethane	<	1		ug/L	
OU5	W-865-3607	3/18/21		Carbon disulfide	<	1		ug/L	
OU5	W-865-3607	3/18/21		Carbon tetrachloride	<	0.5		ug/L	
OU5	W-865-3607	3/18/21		Chlorobenzene	<	0.5		ug/L	
OU5	W-865-3607	3/18/21		Chloroethane	<	0.5		ug/L	
OU5	W-865-3607	3/18/21		Chloroform	<	0.5		ug/L	
OU5	W-865-3607	3/18/21		Chloromethane	<	0.5		ug/L	
OU5	W-865-3607	3/18/21		cis-1,2-Dichloroethene	<	0.5		ug/L	
OU5	W-865-3607	3/18/21		cis-1,3-Dichloropropene	<	0.5		ug/L	
OU5	W-865-3607	3/18/21		Dibromochloromethane	<	0.5		ug/L	
OU5	W-865-3607	3/18/21		Dibromomethane	<	0.5		ug/L	
OU5	W-865-3607	3/18/21		Dichlorodifluoromethane	<	0.5		ug/L	
OU5	W-865-3607	3/18/21		Ethylbenzene	<	0.5		ug/L	
OU5	W-865-3607	3/18/21		Methylene chloride	<	1		ug/L	
OU5	W-865-3607	3/18/21		Styrene	<	0.5		ug/L	
OU5	W-865-3607	3/18/21		Tetrachloroethene	<	0.5		ug/L	
OU5	W-865-3607	3/18/21		Tetrahydrofuran	<	20		ug/L	
OU5	W-865-3607	3/18/21		Toluene	<	0.5		ug/L	
OU5	W-865-3607	3/18/21		Total Xylene Isomers	<	0.5		ug/L	
OU5	W-865-3607	3/18/21		trans-1,2-Dichloroethene	<	0.5		ug/L	
OU5	W-865-3607	3/18/21		trans-1,3-Dichloropropene	<	0.5		ug/L	
OU5	W-865-3607	3/18/21		Trichloroethene	<	0.5		ug/L	
OU5	W-865-3607	3/18/21		Trichlorofluoromethane	<	0.5		ug/L	
OU5	W-865-3607	3/18/21		Trichlorotrifluoroethane	<	0.5		ug/L	
OU5	W-865-3607	3/18/21		Vinyl acetate	<	10		ug/L	
OU5	W-865-3607	3/18/21		Vinyl chloride	<	0.5		ug/L	
OU5	W-865-3607	3/18/21		1,3-Dinitrobenzene	<	2.4		ug/L	D
OU5	W-865-3607	3/18/21		1,3,5-Trinitrobenzene	<	2.4		ug/L	D
OU5	W-865-3607	3/18/21		2-Amino-4,6-dinitrotoluene	<	2.4		ug/L	D
OU5	W-865-3607	3/18/21		2-Nitrotoluene	<	2.4		ug/L	D
OU5	W-865-3607	3/18/21		2,4-Dinitrotoluene	<	2.4		ug/L	D
OU5	W-865-3607	3/18/21		2,6-Dinitrotoluene	<	2.4		ug/L	D
OU5	W-865-3607	3/18/21		3-Nitrotoluene	<	2.4		ug/L	D
OU5	W-865-3607	3/18/21		4-Amino-2,6-dinitrotoluene	<	2.4		ug/L	D
OU5	W-865-3607	3/18/21		4-Nitrotoluene	<	2.4		ug/L	D
OU5	W-865-3607	3/18/21		HMX	<	1.2		ug/L	D
OU5	W-865-3607	3/18/21		Nitrobenzene	<	2.4		ug/L	D
OU5	W-865-3607	3/18/21		RDX	<	1.2		ug/L	D
OU5	W-865-3607	3/18/21		Tetryl	<	2.4		ug/L	D
OU5	W-865-3607	3/18/21		TNT	<	2.4		ug/L	D
OU5	W-865-3607	3/18/21		Gross alpha	<	2	0.792	pCi/L	LO
OU5	W-865-3607	3/18/21		Gross beta		28.6	4.77	pCi/L	
OU5	W-865-3607	3/18/21		Tritium	<	100	62.6	pCi/L	
OU5	W-865-3607	3/18/21		Aluminum	<	0.2		mg/L	
OU5	W-865-3607	3/18/21		Bicarbonate Alk (as CaCO3)		170		mg/L	
OU5	W-865-3607	3/18/21		Calcium		16		mg/L	
OU5	W-865-3607	3/18/21		Carbonate Alk (as CaCO3)		49		mg/L	
OU5	W-865-3607	3/18/21		Chloride		70		mg/L	
OU5	W-865-3607	3/18/21		Copper	<	0.05		mg/L	
OU5	W-865-3607	3/18/21		Fluoride		0.58		mg/L	
OU5	W-865-3607	3/18/21		Hydroxide Alk (as CaCO3)	<	4.1		mg/L	
OU5	W-865-3607	3/18/21		Iron	<	0.1		mg/L	
OU5	W-865-3607	3/18/21		Magnesium		17		mg/L	
OU5	W-865-3607	3/18/21		Manganese	<	0.03		mg/L	
OU5	W-865-3607	3/18/21		Nickel	<	0.1		mg/L	
OU5	W-865-3607	3/18/21		Nitrate (as N)	<	0.5		mg/L	
OU5	W-865-3607	3/18/21		Nitrate (as NO3)	<	0.5		mg/L	
OU5	W-865-3607	3/18/21		Nitrite (as N)	<	0.5		mg/L	
OU5	W-865-3607	3/18/21		Ortho-Phosphate		0.33		mg/L	
OU5	W-865-3607	3/18/21		pH		9.04		Units	
OU5	W-865-3607	3/18/21		Potassium		32		mg/L	
OU5	W-865-3607	3/18/21		Sodium		100		mg/L	
OU5	W-865-3607	3/18/21		Specific Conductance		802		umhos/cm	
OU5	W-865-3607	3/18/21		Sulfate		88		mg/L	
OU5	W-865-3607	3/18/21		Surfactants	<	0.5		mg/L	
OU5	W-865-3607	3/18/21		Total Alkalinity (as CaCO3)		220		mg/L	

Attachment 1. Table 1. Groundwater analytical data, Site 300, 2021.

OU	Location	Date	Sample Type	Parameter	LOS Indicator	Result	Error	Units	QA Flag
OU5	W-865-3607	3/18/21		Total dissolved solids (TDS)		520		mg/L	D
OU5	W-865-3607	3/18/21		Total Hardness (as CaCO3)		110		mg/L	
OU5	W-865-3607	3/18/21		Total Phosphorus (as PO4)		0.33		mg/L	
OU5	W-865-3607	3/18/21		Zinc	<	0.05		mg/L	
OU5	W-865-3607	3/18/21		Aluminum	<	0.05		mg/L	
OU5	W-865-3607	3/18/21		Antimony	<	0.005		mg/L	
OU5	W-865-3607	3/18/21		Arsenic		0.014		mg/L	
OU5	W-865-3607	3/18/21		Barium	<	0.025		mg/L	
OU5	W-865-3607	3/18/21		Beryllium	<	0.0002		mg/L	
OU5	W-865-3607	3/18/21		Boron		0.46		mg/L	
OU5	W-865-3607	3/18/21		Cadmium	<	0.0005		mg/L	
OU5	W-865-3607	3/18/21		Chromium	<	0.001		mg/L	
OU5	W-865-3607	3/18/21		Cobalt	<	0.05		mg/L	
OU5	W-865-3607	3/18/21		Copper	<	0.001		mg/L	
OU5	W-865-3607	3/18/21		Hexavalent Chromium	<	0.002		mg/L	
OU5	W-865-3607	3/18/21		Iron	<	0.1		mg/L	
OU5	W-865-3607	3/18/21		Lead	<	0.005		mg/L	
OU5	W-865-3607	3/18/21		Manganese	<	0.03		mg/L	
OU5	W-865-3607	3/18/21		Mercury	<	0.0002		mg/L	
OU5	W-865-3607	3/18/21		Molybdenum	<	0.025		mg/L	
OU5	W-865-3607	3/18/21		Nickel	<	0.002		mg/L	
OU5	W-865-3607	3/18/21		Selenium	<	0.002		mg/L	
OU5	W-865-3607	3/18/21		Silver	<	0.001		mg/L	
OU5	W-865-3607	3/18/21		Thallium	<	0.001		mg/L	
OU5	W-865-3607	3/18/21		Vanadium	<	0.02		mg/L	
OU5	W-865-3607	3/18/21		Zinc	<	0.02		mg/L	
OU5	W-865-3607	3/18/21		C24H52O4Si	<	10		ug/L	D
OU5	W-865-3607	6/23/21		Uranium 234 and 233 (in activity)	<	0.1	0.106	pCi/L	
OU5	W-865-3607	6/23/21		Uranium 235 and 236 (in activity)	<	0.1	0.0429	pCi/L	
OU5	W-865-3607	6/23/21		Uranium 238 (in activity)	<	0.1	0.0918	pCi/L	
OU5	W-865-3607	6/23/21		Nitrate (as NO3)	<	0.5		mg/L	
OU5	W-865-3607	6/23/21		Perchlorate	<	2		ug/L	
OU5	W-865-3607	6/23/21		1,1-Dichloroethane	<	0.5		ug/L	
OU5	W-865-3607	6/23/21		1,1-Dichloroethene	<	0.5		ug/L	
OU5	W-865-3607	6/23/21		1,1,1-Trichloroethane	<	0.5		ug/L	
OU5	W-865-3607	6/23/21		1,1,2-Trichloroethane	<	0.5		ug/L	
OU5	W-865-3607	6/23/21		1,1,2,2-Tetrachloroethane	<	0.5		ug/L	
OU5	W-865-3607	6/23/21		1,2-Dichlorobenzene	<	0.5		ug/L	
OU5	W-865-3607	6/23/21		1,2-Dichloroethane	<	0.5		ug/L	
OU5	W-865-3607	6/23/21		1,2-Dichloroethene (total)	<	1		ug/L	
OU5	W-865-3607	6/23/21		1,2-Dichloropropane	<	0.5		ug/L	
OU5	W-865-3607	6/23/21		1,3-Dichlorobenzene	<	0.5		ug/L	
OU5	W-865-3607	6/23/21		1,4-Dichlorobenzene	<	0.5		ug/L	
OU5	W-865-3607	6/23/21		2-Chloroethylvinylether	<	10		ug/L	
OU5	W-865-3607	6/23/21		Bromodichloromethane	<	0.5		ug/L	
OU5	W-865-3607	6/23/21		Bromoform	<	0.5		ug/L	
OU5	W-865-3607	6/23/21		Bromomethane	<	1		ug/L	
OU5	W-865-3607	6/23/21		Carbon tetrachloride	<	0.5		ug/L	
OU5	W-865-3607	6/23/21		Chlorobenzene	<	0.5		ug/L	
OU5	W-865-3607	6/23/21		Chloroethane	<	0.5		ug/L	
OU5	W-865-3607	6/23/21		Chloroform	<	0.5		ug/L	
OU5	W-865-3607	6/23/21		Chloromethane	<	0.5		ug/L	
OU5	W-865-3607	6/23/21		cis-1,2-Dichloroethene	<	0.5		ug/L	
OU5	W-865-3607	6/23/21		cis-1,3-Dichloropropene	<	0.5		ug/L	
OU5	W-865-3607	6/23/21		Dibromochloromethane	<	0.5		ug/L	
OU5	W-865-3607	6/23/21		Dichlorodifluoromethane	<	0.5		ug/L	
OU5	W-865-3607	6/23/21		Methylene chloride	<	1		ug/L	
OU5	W-865-3607	6/23/21		Tetrachloroethene	<	0.5		ug/L	
OU5	W-865-3607	6/23/21		trans-1,2-Dichloroethene	<	0.5		ug/L	
OU5	W-865-3607	6/23/21		trans-1,3-Dichloropropene	<	0.5		ug/L	
OU5	W-865-3607	6/23/21		Trichloroethene	<	0.5		ug/L	
OU5	W-865-3607	6/23/21		Trichlorofluoromethane	<	0.5		ug/L	
OU5	W-865-3607	6/23/21		Trichlorotrifluoroethane	<	0.5		ug/L	
OU5	W-865-3607	6/23/21		Vinyl chloride	<	0.5		ug/L	
OU5	W-865-3607	6/23/21		Tritium	<	100	58.3	pCi/L	
OU5	W-865-3607	6/23/21		Field Oxidation Potential (Eh)		199		mVolts	

Attachment 1. Table 1. Groundwater analytical data, Site 300, 2021.

OU	Location	Date	Sample Type	Parameter	LOS Indicator	Result	Error	Units	QA Flag
OU5	W-865-3607	6/23/21		Field pH		8.28		Units	
OU5	W-865-3607	6/23/21		Field Specific Conductance		795.5		umhos/cm	
OU5	W-865-3607	6/23/21		Field Temperature		21.8		Degrees C	
OU5	W-865-3607	6/23/21		Total Uranium (in activity)		0.1	0.0036	pCi/L	
OU5	W-865-3607	6/23/21		Total Uranium (in mass)		0.1	0.00047	ug/L	
OU5	W-865-3607	6/23/21		Uranium 234 (in activity)		0.065	0.0036	pCi/L	D
OU5	W-865-3607	6/23/21		Uranium 234/238		0.0001024	0.0000058	atom/atom	
OU5	W-865-3607	6/23/21		Uranium 235 (in activity)		0.0016	0.000015	pCi/L	
OU5	W-865-3607	6/23/21		Uranium 235/238		0.007285	0.00006	atom/atom	
OU5	W-865-3607	6/23/21		Uranium 236 (in activity)	<	0.0000087		pCi/L	
OU5	W-865-3607	6/23/21		Uranium 236/238	<	0.0000013		atom/atom	
OU5	W-865-3607	6/23/21		Uranium 238 (in activity)		0.034	0.00016	pCi/L	
OU5	W-865-3607	6/23/21		Uranium 238 (in mass)		0.1	0.00046	ug/L	
OU5	W-865-3607	9/27/21		Uranium 234 and 233 (in activity)		0.307	0.0775	pCi/L	
OU5	W-865-3607	9/27/21		Uranium 235 and 236 (in activity)	<	0.1	0.0252	pCi/L	
OU5	W-865-3607	9/27/21		Uranium 238 (in activity)		0.149	0.0523	pCi/L	
OU5	W-865-3607	9/27/21		Nitrate (as NO3)	<	0.5		mg/L	
OU5	W-865-3607	9/27/21		Perchlorate	<	2		ug/L	
OU5	W-865-3607	9/27/21		1,1-Dichloroethane	<	0.5		ug/L	
OU5	W-865-3607	9/27/21		1,1-Dichloroethene	<	0.5		ug/L	
OU5	W-865-3607	9/27/21		1,1,1-Trichloroethane	<	0.5		ug/L	
OU5	W-865-3607	9/27/21		1,1,2-Trichloroethane	<	0.5		ug/L	
OU5	W-865-3607	9/27/21		1,1,2,2-Tetrachloroethane	<	0.5		ug/L	
OU5	W-865-3607	9/27/21		1,2-Dichlorobenzene	<	0.5		ug/L	
OU5	W-865-3607	9/27/21		1,2-Dichloroethane	<	0.5		ug/L	
OU5	W-865-3607	9/27/21		1,2-Dichloroethene (total)	<	1		ug/L	
OU5	W-865-3607	9/27/21		1,2-Dichloropropane	<	0.5		ug/L	
OU5	W-865-3607	9/27/21		1,3-Dichlorobenzene	<	0.5		ug/L	
OU5	W-865-3607	9/27/21		1,4-Dichlorobenzene	<	0.5		ug/L	
OU5	W-865-3607	9/27/21		2-Chloroethylvinylether	<	10		ug/L	
OU5	W-865-3607	9/27/21		Bromodichloromethane	<	0.5		ug/L	
OU5	W-865-3607	9/27/21		Bromoform	<	0.5		ug/L	
OU5	W-865-3607	9/27/21		Bromomethane	<	1		ug/L	
OU5	W-865-3607	9/27/21		Carbon tetrachloride	<	0.5		ug/L	
OU5	W-865-3607	9/27/21		Chlorobenzene	<	0.5		ug/L	
OU5	W-865-3607	9/27/21		Chloroethane	<	0.5		ug/L	
OU5	W-865-3607	9/27/21		Chloroform	<	0.5		ug/L	
OU5	W-865-3607	9/27/21		Chloromethane	<	0.5		ug/L	
OU5	W-865-3607	9/27/21		cis-1,2-Dichloroethene	<	0.5		ug/L	
OU5	W-865-3607	9/27/21		cis-1,3-Dichloropropene	<	0.5		ug/L	
OU5	W-865-3607	9/27/21		Dibromochloromethane	<	0.5		ug/L	
OU5	W-865-3607	9/27/21		Dichlorodifluoromethane	<	0.5		ug/L	
OU5	W-865-3607	9/27/21		Methylene chloride	<	1		ug/L	
OU5	W-865-3607	9/27/21		Tetrachloroethene	<	0.5		ug/L	
OU5	W-865-3607	9/27/21		trans-1,2-Dichloroethene	<	0.5		ug/L	
OU5	W-865-3607	9/27/21		trans-1,3-Dichloropropene	<	0.5		ug/L	
OU5	W-865-3607	9/27/21		Trichloroethene	<	0.5		ug/L	
OU5	W-865-3607	9/27/21		Trichlorofluoromethane	<	0.5		ug/L	
OU5	W-865-3607	9/27/21		Trichlorotrifluoroethane	<	0.5		ug/L	
OU5	W-865-3607	9/27/21		Vinyl chloride	<	0.5		ug/L	
OU5	W-865-3607	9/27/21		Tritium	<	100	78.6	pCi/L	
OU5	W-865-3607	9/27/21		Field Oxidation Potential (Eh)		60		mVolts	
OU5	W-865-3607	9/27/21		Field pH		9.77		Units	
OU5	W-865-3607	9/27/21		Field Specific Conductance		769.7		umhos/cm	
OU5	W-865-3607	9/27/21		Field Temperature		18.5		Degrees C	
OU5	W-865-3607	9/27/21		Total Uranium (in activity)		0.19	0.01	pCi/L	
OU5	W-865-3607	9/27/21		Total Uranium (in mass)		0.21	0.0015	ug/L	
OU5	W-865-3607	9/27/21		Uranium 234 (in activity)		0.12	0.0099	pCi/L	
OU5	W-865-3607	9/27/21		Uranium 234/238		0.0000888	0.0000076	atom/atom	
OU5	W-865-3607	9/27/21		Uranium 235 (in activity)		0.0033	0.000031	pCi/L	
OU5	W-865-3607	9/27/21		Uranium 235/238		0.007258	0.000046	atom/atom	
OU5	W-865-3607	9/27/21		Uranium 236 (in activity)	<	0.000047		pCi/L	
OU5	W-865-3607	9/27/21		Uranium 236/238	<	0.0000034		atom/atom	
OU5	W-865-3607	9/27/21		Uranium 238 (in activity)		0.07	0.00049	pCi/L	
OU5	W-865-3607	9/27/21		Uranium 238 (in mass)		0.21	0.0015	ug/L	
OU5	W-865-3607	12/7/21		Uranium 234 and 233 (in activity)	<	0.1	0.0408	pCi/L	

Attachment 1. Table 1. Groundwater analytical data, Site 300, 2021.

OU	Location	Date	Sample Type	Parameter	LOS Indicator	Result	Error	Units	QA Flag
OU5	W-865-3607	12/7/21		Uranium 235 and 236 (in activity)	<	0.1	0.0179	pCi/L	
OU5	W-865-3607	12/7/21		Uranium 238 (in activity)	<	0.1	0.0334	pCi/L	
OU5	W-865-3607	12/7/21		Nitrate (as NO3)	<	0.5		mg/L	
OU5	W-865-3607	12/7/21		Perchlorate	<	2		ug/L	H
OU5	W-865-3607	12/7/21		1,1-Dichloroethane	<	0.5		ug/L	
OU5	W-865-3607	12/7/21		1,1-Dichloroethene	<	0.5		ug/L	
OU5	W-865-3607	12/7/21		1,1,1-Trichloroethane	<	0.5		ug/L	
OU5	W-865-3607	12/7/21		1,1,2-Trichloroethane	<	0.5		ug/L	
OU5	W-865-3607	12/7/21		1,1,2,2-Tetrachloroethane	<	0.5		ug/L	
OU5	W-865-3607	12/7/21		1,2-Dichlorobenzene	<	0.5		ug/L	
OU5	W-865-3607	12/7/21		1,2-Dichloroethane	<	0.5		ug/L	
OU5	W-865-3607	12/7/21		1,2-Dichloroethene (total)	<	1		ug/L	
OU5	W-865-3607	12/7/21		1,2-Dichloropropane	<	0.5		ug/L	
OU5	W-865-3607	12/7/21		1,3-Dichlorobenzene	<	0.5		ug/L	
OU5	W-865-3607	12/7/21		1,4-Dichlorobenzene	<	0.5		ug/L	
OU5	W-865-3607	12/7/21		2-Chloroethylvinylether	<	10		ug/L	
OU5	W-865-3607	12/7/21		Bromodichloromethane	<	0.5		ug/L	
OU5	W-865-3607	12/7/21		Bromoform	<	0.5		ug/L	
OU5	W-865-3607	12/7/21		Bromomethane	<	1		ug/L	
OU5	W-865-3607	12/7/21		Carbon tetrachloride	<	0.5		ug/L	
OU5	W-865-3607	12/7/21		Chlorobenzene	<	0.5		ug/L	
OU5	W-865-3607	12/7/21		Chloroethane	<	0.5		ug/L	
OU5	W-865-3607	12/7/21		Chloroform	<	0.5		ug/L	
OU5	W-865-3607	12/7/21		Chloromethane	<	0.5		ug/L	
OU5	W-865-3607	12/7/21		cis-1,2-Dichloroethene	<	0.5		ug/L	
OU5	W-865-3607	12/7/21		cis-1,3-Dichloropropene	<	0.5		ug/L	
OU5	W-865-3607	12/7/21		Dibromochloromethane	<	0.5		ug/L	
OU5	W-865-3607	12/7/21		Dichlorodifluoromethane	<	0.5		ug/L	
OU5	W-865-3607	12/7/21		Methylene chloride	<	1		ug/L	
OU5	W-865-3607	12/7/21		Tetrachloroethene	<	0.5		ug/L	
OU5	W-865-3607	12/7/21		trans-1,2-Dichloroethene	<	0.5		ug/L	
OU5	W-865-3607	12/7/21		trans-1,3-Dichloropropene	<	0.5		ug/L	
OU5	W-865-3607	12/7/21		Trichloroethene	<	0.5		ug/L	
OU5	W-865-3607	12/7/21		Trichlorofluoromethane	<	0.5		ug/L	
OU5	W-865-3607	12/7/21		Trichlorotrifluoroethane	<	0.5		ug/L	
OU5	W-865-3607	12/7/21		Vinyl chloride	<	0.5		ug/L	
OU5	W-865-3607	12/7/21		Tritium	<	100	63	pCi/L	
OU5	W-865-3607	12/7/21		Field Oxidation Potential (Eh)		143		mVolts	
OU5	W-865-3607	12/7/21		Field pH		9.46		Units	
OU5	W-865-3607	12/7/21		Field Specific Conductance		761		umhos/cm	
OU5	W-865-3607	12/7/21		Field Temperature		19		Degrees C	
OU5	W-865-3607	12/7/21		Total Uranium (in activity)		0.15	0.0045	pCi/L	D
OU5	W-865-3607	12/7/21		Total Uranium (in mass)		0.15	0.0018	ug/L	D
OU5	W-865-3607	12/7/21		Uranium 234 (in activity)		0.1	0.0045	pCi/L	D
OU5	W-865-3607	12/7/21		Uranium 234/238		0.0001097	0.0000047	atom/atom	D
OU5	W-865-3607	12/7/21		Uranium 235 (in activity)		0.0023	0.000035	pCi/L	D
OU5	W-865-3607	12/7/21		Uranium 235/238		0.007268	0.000061	atom/atom	D
OU5	W-865-3607	12/7/21		Uranium 236 (in activity)	<	0.000029		pCi/L	D
OU5	W-865-3607	12/7/21		Uranium 236/238	<	0.000003		atom/atom	D
OU5	W-865-3607	12/7/21		Uranium 238 (in activity)		0.05	0.00062	pCi/L	D
OU5	W-865-3607	12/7/21		Uranium 238 (in mass)		0.15	0.0018	ug/L	D
OU5	W-865-3708	11/8/21		Uranium 234 and 233 (in activity)		0.267	0.104	pCi/L	O
OU5	W-865-3708	11/8/21		Uranium 235 and 236 (in activity)	<	0.1	0.0435	pCi/L	
OU5	W-865-3708	11/8/21		Uranium 238 (in activity)		0.202	0.0851	pCi/L	
OU5	W-865-3708	11/8/21		Silica (as SiO2)		49		mg/L	
OU5	W-865-3708	11/8/21		Perchlorate	<	2		ug/L	
OU5	W-865-3708	11/8/21		1,1-Dichloroethane	<	0.5		ug/L	
OU5	W-865-3708	11/8/21		1,1-Dichloroethene	<	0.5		ug/L	
OU5	W-865-3708	11/8/21		1,1,1-Trichloroethane	<	0.5		ug/L	
OU5	W-865-3708	11/8/21		1,1,2-Trichloroethane	<	0.5		ug/L	
OU5	W-865-3708	11/8/21		1,1,2,2-Tetrachloroethane	<	0.5		ug/L	
OU5	W-865-3708	11/8/21		1,2-Dichlorobenzene	<	0.5		ug/L	
OU5	W-865-3708	11/8/21		1,2-Dichloroethane	<	0.5		ug/L	
OU5	W-865-3708	11/8/21		1,2-Dichloroethene (total)	<	1		ug/L	
OU5	W-865-3708	11/8/21		1,2-Dichloropropane	<	0.5		ug/L	
OU5	W-865-3708	11/8/21		1,3-Dichlorobenzene	<	0.5		ug/L	

Attachment 1. Table 1. Groundwater analytical data, Site 300, 2021.

OU	Location	Date	Sample Type	Parameter	LOS Indicator	Result	Error	Units	QA Flag
OU5	W-865-3708	11/8/21		1,4-Dichlorobenzene	<	0.5		ug/L	
OU5	W-865-3708	11/8/21		2-Butanone	<	10		ug/L	
OU5	W-865-3708	11/8/21		2-Chloroethylvinylether	<	10		ug/L	
OU5	W-865-3708	11/8/21		2-Hexanone	<	10		ug/L	
OU5	W-865-3708	11/8/21		4-Methyl-2-pentanone	<	10		ug/L	
OU5	W-865-3708	11/8/21		Acetone	<	10		ug/L	
OU5	W-865-3708	11/8/21		Benzene	<	0.5		ug/L	
OU5	W-865-3708	11/8/21		Bromodichloromethane	<	0.5		ug/L	
OU5	W-865-3708	11/8/21		Bromoform	<	0.5		ug/L	
OU5	W-865-3708	11/8/21		Bromomethane	<	1		ug/L	
OU5	W-865-3708	11/8/21		Carbon disulfide	<	1		ug/L	
OU5	W-865-3708	11/8/21		Carbon tetrachloride	<	0.5		ug/L	
OU5	W-865-3708	11/8/21		Chlorobenzene	<	0.5		ug/L	
OU5	W-865-3708	11/8/21		Chloroethane	<	0.5		ug/L	
OU5	W-865-3708	11/8/21		Chloroform		1.8		ug/L	
OU5	W-865-3708	11/8/21		Chloromethane	<	0.5		ug/L	
OU5	W-865-3708	11/8/21		cis-1,2-Dichloroethene	<	0.5		ug/L	
OU5	W-865-3708	11/8/21		cis-1,3-Dichloropropene	<	0.5		ug/L	
OU5	W-865-3708	11/8/21		Dibromochloromethane	<	0.5		ug/L	
OU5	W-865-3708	11/8/21		Dibromomethane	<	0.5		ug/L	
OU5	W-865-3708	11/8/21		Dichlorodifluoromethane	<	0.5		ug/L	
OU5	W-865-3708	11/8/21		Ethylbenzene	<	0.5		ug/L	
OU5	W-865-3708	11/8/21		Methylene chloride	<	1		ug/L	
OU5	W-865-3708	11/8/21		Styrene	<	0.5		ug/L	
OU5	W-865-3708	11/8/21		Tetrachloroethene	<	0.5		ug/L	
OU5	W-865-3708	11/8/21		Tetrahydrofuran	<	20		ug/L	
OU5	W-865-3708	11/8/21		Toluene	<	0.5		ug/L	
OU5	W-865-3708	11/8/21		Total Xylene Isomers	<	0.5		ug/L	
OU5	W-865-3708	11/8/21		trans-1,2-Dichloroethene	<	0.5		ug/L	
OU5	W-865-3708	11/8/21		trans-1,3-Dichloropropene	<	0.5		ug/L	
OU5	W-865-3708	11/8/21		Trichloroethene	<	0.5		ug/L	
OU5	W-865-3708	11/8/21		Trichlorofluoromethane	<	0.5		ug/L	
OU5	W-865-3708	11/8/21		Trichlorotrifluoroethane	<	0.5		ug/L	
OU5	W-865-3708	11/8/21		Vinyl acetate	<	10		ug/L	
OU5	W-865-3708	11/8/21		Vinyl chloride	<	0.5		ug/L	
OU5	W-865-3708	11/8/21		1,3-Dinitrobenzene	<	2		ug/L	D
OU5	W-865-3708	11/8/21		1,3,5-Trinitrobenzene	<	2		ug/L	D
OU5	W-865-3708	11/8/21		2-Amino-4,6-dinitrotoluene	<	2		ug/L	D
OU5	W-865-3708	11/8/21		2-Nitrotoluene	<	2		ug/L	D
OU5	W-865-3708	11/8/21		2,4-Dinitrotoluene	<	2		ug/L	D
OU5	W-865-3708	11/8/21		2,6-Dinitrotoluene	<	2		ug/L	D
OU5	W-865-3708	11/8/21		3-Nitrotoluene	<	2		ug/L	D
OU5	W-865-3708	11/8/21		4-Amino-2,6-dinitrotoluene	<	2		ug/L	D
OU5	W-865-3708	11/8/21		4-Nitrotoluene	<	2		ug/L	D
OU5	W-865-3708	11/8/21		HMX	<	1		ug/L	D
OU5	W-865-3708	11/8/21		Nitrobenzene	<	2		ug/L	D
OU5	W-865-3708	11/8/21		RDX	<	1		ug/L	D
OU5	W-865-3708	11/8/21		Tetryl	<	2		ug/L	D
OU5	W-865-3708	11/8/21		TNT	<	2		ug/L	D
OU5	W-865-3708	11/8/21		Gross alpha	<	2	1.56	pCi/L	
OU5	W-865-3708	11/8/21		Gross beta		11.8	2.43	pCi/L	
OU5	W-865-3708	11/8/21		Tritium	<	100	52.1	pCi/L	
OU5	W-865-3708	11/8/21		Field Oxidation Potential (Eh)		103		mVolts	
OU5	W-865-3708	11/8/21		Field pH		8		Units	
OU5	W-865-3708	11/8/21		Field Specific Conductance		1060		umhos/cm	
OU5	W-865-3708	11/8/21		Field Temperature		18.14		Degrees C	
OU5	W-865-3708	11/8/21		Aluminum	<	0.2		mg/L	
OU5	W-865-3708	11/8/21		Bicarbonate Alk (as CaCO3)		53		mg/L	D
OU5	W-865-3708	11/8/21		Calcium		9.2		mg/L	
OU5	W-865-3708	11/8/21		Carbonate Alk (as CaCO3)		160		mg/L	D
OU5	W-865-3708	11/8/21		Chloride		90		mg/L	
OU5	W-865-3708	11/8/21		Copper	<	0.05		mg/L	
OU5	W-865-3708	11/8/21		Fluoride		0.41		mg/L	
OU5	W-865-3708	11/8/21		Hydroxide Alk (as CaCO3)	<	8.2		mg/L	D
OU5	W-865-3708	11/8/21		Iron	<	0.1		mg/L	
OU5	W-865-3708	11/8/21		Magnesium		15		mg/L	

Attachment 1. Table 1. Groundwater analytical data, Site 300, 2021.

OU	Location	Date	Sample Type	Parameter	LOS Indicator	Result	Error	Units	QA Flag
OU5	W-865-3708	11/8/21		Manganese	<	0.03		mg/L	
OU5	W-865-3708	11/8/21		Nickel	<	0.1		mg/L	
OU5	W-865-3708	11/8/21		Nitrate (as N)	<	0.5		mg/L	
OU5	W-865-3708	11/8/21		Nitrate (as NO3)	<	0.5		mg/L	
OU5	W-865-3708	11/8/21		Nitrite (as N)	<	0.5		mg/L	
OU5	W-865-3708	11/8/21		Ortho-Phosphate	<	0.15		mg/L	
OU5	W-865-3708	11/8/21		pH		9.89		Units	
OU5	W-865-3708	11/8/21		Potassium		35		mg/L	
OU5	W-865-3708	11/8/21		Sodium		160		mg/L	
OU5	W-865-3708	11/8/21		Specific Conductance		1020		umhos/cm	
OU5	W-865-3708	11/8/21		Sulfate		150		mg/L	
OU5	W-865-3708	11/8/21		Surfactants	<	0.5		mg/L	
OU5	W-865-3708	11/8/21		Total Alkalinity (as CaCO3)		210		mg/L	
OU5	W-865-3708	11/8/21		Total dissolved solids (TDS)		680		mg/L	D
OU5	W-865-3708	11/8/21		Total Hardness (as CaCO3)		85		mg/L	
OU5	W-865-3708	11/8/21		Total Phosphorus (as PO4)	<	0.15		mg/L	
OU5	W-865-3708	11/8/21		Zinc	<	0.05		mg/L	
OU5	W-865-3708	11/8/21		Total Uranium (in activity)		0.55	0.0063	pCi/L	D
OU5	W-865-3708	11/8/21		Total Uranium (in mass)		0.53	0.001	ug/L	D
OU5	W-865-3708	11/8/21		Uranium 234 (in activity)		0.37	0.0063	pCi/L	D
OU5	W-865-3708	11/8/21		Uranium 234/238		0.0001114	0.0000019	atom/atom	D
OU5	W-865-3708	11/8/21		Uranium 235 (in activity)		0.0083	0.000037	pCi/L	D
OU5	W-865-3708	11/8/21		Uranium 235/238		0.007278	0.000029	atom/atom	D
OU5	W-865-3708	11/8/21		Uranium 236 (in activity)	<	0.000034		pCi/L	D
OU5	W-865-3708	11/8/21		Uranium 236/238	<	0.000001		atom/atom	D
OU5	W-865-3708	11/8/21		Uranium 238 (in activity)		0.18	0.00035	pCi/L	D
OU5	W-865-3708	11/8/21		Uranium 238 (in mass)		0.53	0.001	ug/L	D
OU5	W-865-3708	11/8/21		Aluminum	<	0.05		mg/L	
OU5	W-865-3708	11/8/21		Antimony	<	0.005		mg/L	
OU5	W-865-3708	11/8/21		Arsenic		0.013		mg/L	
OU5	W-865-3708	11/8/21		Barium	<	0.025		mg/L	
OU5	W-865-3708	11/8/21		Beryllium	<	0.0002		mg/L	
OU5	W-865-3708	11/8/21		Boron		0.83		mg/L	
OU5	W-865-3708	11/8/21		Cadmium	<	0.0005		mg/L	
OU5	W-865-3708	11/8/21		Chromium		0.001		mg/L	
OU5	W-865-3708	11/8/21		Cobalt	<	0.05		mg/L	
OU5	W-865-3708	11/8/21		Copper	<	0.001		mg/L	
OU5	W-865-3708	11/8/21		Hexavalent Chromium	<	0.002		mg/L	
OU5	W-865-3708	11/8/21		Iron	<	0.1		mg/L	
OU5	W-865-3708	11/8/21		Lead	<	0.005		mg/L	
OU5	W-865-3708	11/8/21		Manganese	<	0.03		mg/L	
OU5	W-865-3708	11/8/21		Mercury	<	0.0002		mg/L	
OU5	W-865-3708	11/8/21		Molybdenum	<	0.025		mg/L	
OU5	W-865-3708	11/8/21		Nickel	<	0.002		mg/L	
OU5	W-865-3708	11/8/21		Selenium	<	0.002		mg/L	
OU5	W-865-3708	11/8/21		Silver	<	0.001		mg/L	
OU5	W-865-3708	11/8/21		Thallium	<	0.001		mg/L	
OU5	W-865-3708	11/8/21		Vanadium	<	0.02		mg/L	
OU5	W-865-3708	11/8/21		Zinc	<	0.02		mg/L	
OU5	W-865-3708	11/8/21		C24H52O4Si	<	10		ug/L	
OU5	W-896-1806	3/15/21		Nitrate (as NO3)		23		mg/L	
OU5	W-896-1806	3/15/21		Perchlorate	<	4		ug/L	
OU5	W-896-1806	3/15/21		1,1-Dichloroethane	<	0.5		ug/L	
OU5	W-896-1806	3/15/21		1,1-Dichloroethene	<	0.5		ug/L	
OU5	W-896-1806	3/15/21		1,1,1-Trichloroethane	<	0.5		ug/L	
OU5	W-896-1806	3/15/21		1,1,2-Trichloroethane	<	0.5		ug/L	
OU5	W-896-1806	3/15/21		1,1,2,2-Tetrachloroethane	<	0.5		ug/L	
OU5	W-896-1806	3/15/21		1,2-Dichlorobenzene	<	0.5		ug/L	
OU5	W-896-1806	3/15/21		1,2-Dichloroethane	<	0.5		ug/L	
OU5	W-896-1806	3/15/21		1,2-Dichloroethene (total)	<	1		ug/L	
OU5	W-896-1806	3/15/21		1,2-Dichloropropane	<	0.5		ug/L	
OU5	W-896-1806	3/15/21		1,3-Dichlorobenzene	<	0.5		ug/L	
OU5	W-896-1806	3/15/21		1,4-Dichlorobenzene	<	0.5		ug/L	
OU5	W-896-1806	3/15/21		2-Chloroethylvinylether	<	1		ug/L	
OU5	W-896-1806	3/15/21		Bromodichloromethane	<	0.5		ug/L	
OU5	W-896-1806	3/15/21		Bromoform	<	0.5		ug/L	

Attachment 1. Table 1. Groundwater analytical data, Site 300, 2021.

OU	Location	Date	Sample Type	Parameter	LOS Indicator	Result	Error	Units	QA Flag
OU5	W-896-1806	3/15/21		Bromomethane	<	0.5		ug/L	
OU5	W-896-1806	3/15/21		Carbon tetrachloride	<	0.5		ug/L	
OU5	W-896-1806	3/15/21		Chlorobenzene	<	0.5		ug/L	
OU5	W-896-1806	3/15/21		Chloroethane	<	0.5		ug/L	
OU5	W-896-1806	3/15/21		Chloroform	<	0.5		ug/L	
OU5	W-896-1806	3/15/21		Chloromethane	<	0.5		ug/L	
OU5	W-896-1806	3/15/21		cis-1,2-Dichloroethene	<	0.5		ug/L	
OU5	W-896-1806	3/15/21		cis-1,3-Dichloropropene	<	0.5		ug/L	
OU5	W-896-1806	3/15/21		Dibromochloromethane	<	0.5		ug/L	
OU5	W-896-1806	3/15/21		Dichlorodifluoromethane	<	0.5		ug/L	
OU5	W-896-1806	3/15/21		Methylene chloride	<	0.5		ug/L	
OU5	W-896-1806	3/15/21		Tetrachloroethene	<	0.5		ug/L	
OU5	W-896-1806	3/15/21		trans-1,2-Dichloroethene	<	0.5		ug/L	
OU5	W-896-1806	3/15/21		trans-1,3-Dichloropropene	<	0.5		ug/L	
OU5	W-896-1806	3/15/21		Trichloroethene	<	0.5		ug/L	
OU5	W-896-1806	3/15/21		Trichlorofluoromethane	<	0.5		ug/L	
OU5	W-896-1806	3/15/21		Trichlorotrifluoroethane	<	0.5		ug/L	
OU5	W-896-1806	3/15/21		Vinyl chloride	<	0.5		ug/L	
OU5	W-896-1806	3/15/21		Tritium	<	100	58.1	pCi/L	
OU5	W-896-1806	3/15/21		Total Uranium (in activity)		0.0648	0.0027	pCi/L	
OU5	W-896-1806	3/15/21		Total Uranium (in mass)		0.07228	0.00052	ug/L	
OU5	W-896-1806	3/15/21		Uranium 234 (in activity)	<	0.062	0.0027	pCi/L	
OU5	W-896-1806	3/15/21		Uranium 235 (in activity)		0.001135	0.000014	pCi/L	
OU5	W-896-1806	3/15/21		Uranium 235/238		0.007325	0.000074	atom/atom	
OU5	W-896-1806	3/15/21		Uranium 236 (in activity)	<	0.000012		pCi/L	
OU5	W-896-1806	3/15/21		Uranium 238 (in activity)		0.02411	0.00017	pCi/L	
OU5	W-896-1806	3/15/21		Uranium 238 (in mass)		0.07176	0.00051	ug/L	
OU5	W-PIT1-2209	1/6/21		Perchlorate	<	4		ug/L	
OU5	W-PIT1-2209	1/6/21		Tritium	<	100	61	pCi/L	
OU5	W-PIT1-2209	1/6/21		Field Oxidation Potential (Eh)		110		mVolts	
OU5	W-PIT1-2209	1/6/21		Field pH		7.83		Units	
OU5	W-PIT1-2209	1/6/21		Field Specific Conductance		681.2		umhos/cm	
OU5	W-PIT1-2209	1/6/21		Field Temperature		19.5		Degrees C	
OU5	W-PIT1-2209	4/6/21		Uranium 234 and 233 (in activity)		1.86	0.228	pCi/L	
OU5	W-PIT1-2209	4/6/21		Uranium 235 and 236 (in activity)	<	0.1	0.0308	pCi/L	
OU5	W-PIT1-2209	4/6/21		Uranium 238 (in activity)		1	0.142	pCi/L	
OU5	W-PIT1-2209	4/6/21		Nitrate (as NO3)		65		mg/L	
OU5	W-PIT1-2209	4/6/21		Perchlorate	<	4		ug/L	E
OU5	W-PIT1-2209	4/6/21		1,1-Dichloroethane	<	0.5		ug/L	
OU5	W-PIT1-2209	4/6/21		1,1-Dichloroethene	<	0.5		ug/L	
OU5	W-PIT1-2209	4/6/21		1,1,1-Trichloroethane	<	0.5		ug/L	
OU5	W-PIT1-2209	4/6/21		1,1,2-Trichloroethane	<	0.5		ug/L	
OU5	W-PIT1-2209	4/6/21		1,1,2,2-Tetrachloroethane	<	0.5		ug/L	
OU5	W-PIT1-2209	4/6/21		1,2-Dichlorobenzene	<	0.5		ug/L	
OU5	W-PIT1-2209	4/6/21		1,2-Dichloroethane	<	0.5		ug/L	
OU5	W-PIT1-2209	4/6/21		1,2-Dichloroethene (total)	<	1		ug/L	
OU5	W-PIT1-2209	4/6/21		1,2-Dichloropropane	<	0.5		ug/L	
OU5	W-PIT1-2209	4/6/21		1,3-Dichlorobenzene	<	0.5		ug/L	
OU5	W-PIT1-2209	4/6/21		1,4-Dichlorobenzene	<	0.5		ug/L	
OU5	W-PIT1-2209	4/6/21		2-Chloroethylvinylether	<	10		ug/L	
OU5	W-PIT1-2209	4/6/21		Bromodichloromethane	<	0.5		ug/L	
OU5	W-PIT1-2209	4/6/21		Bromoform	<	0.5		ug/L	
OU5	W-PIT1-2209	4/6/21		Bromomethane	<	1		ug/L	
OU5	W-PIT1-2209	4/6/21		Carbon tetrachloride	<	0.5		ug/L	
OU5	W-PIT1-2209	4/6/21		Chlorobenzene	<	0.5		ug/L	
OU5	W-PIT1-2209	4/6/21		Chloroethane	<	0.5		ug/L	
OU5	W-PIT1-2209	4/6/21		Chloroform	<	0.5		ug/L	
OU5	W-PIT1-2209	4/6/21		Chloromethane	<	0.5		ug/L	
OU5	W-PIT1-2209	4/6/21		cis-1,2-Dichloroethene	<	0.5		ug/L	
OU5	W-PIT1-2209	4/6/21		cis-1,3-Dichloropropene	<	0.5		ug/L	
OU5	W-PIT1-2209	4/6/21		Dibromochloromethane	<	0.5		ug/L	
OU5	W-PIT1-2209	4/6/21		Dichlorodifluoromethane	<	0.5		ug/L	
OU5	W-PIT1-2209	4/6/21		Methylene chloride	<	1		ug/L	
OU5	W-PIT1-2209	4/6/21		Tetrachloroethene	<	0.5		ug/L	
OU5	W-PIT1-2209	4/6/21		trans-1,2-Dichloroethene	<	0.5		ug/L	
OU5	W-PIT1-2209	4/6/21		trans-1,3-Dichloropropene	<	0.5		ug/L	

Attachment 1. Table 1. Groundwater analytical data, Site 300, 2021.

OU	Location	Date	Sample Type	Parameter	LOS Indicator	Result	Error	Units	QA Flag
OU5	W-PIT1-2209	4/6/21		Trichloroethene	<	0.5		ug/L	
OU5	W-PIT1-2209	4/6/21		Trichlorofluoromethane	<	0.5		ug/L	
OU5	W-PIT1-2209	4/6/21		Trichlorotrifluoroethane	<	0.5		ug/L	
OU5	W-PIT1-2209	4/6/21		Vinyl chloride	<	0.5		ug/L	
OU5	W-PIT1-2209	4/6/21		Tritium	<	100	66.8	pCi/L	
OU5	W-PIT1-2209	4/6/21		Field Oxidation Potential (Eh)		54		mVolts	
OU5	W-PIT1-2209	4/6/21		Field pH		8.28		Units	
OU5	W-PIT1-2209	4/6/21		Field Specific Conductance		673.3		umhos/cm	
OU5	W-PIT1-2209	4/6/21		Field Temperature		20.9		Degrees C	
OU5	W-PIT1-2209	7/7/21		Perchlorate	<	2		ug/L	
OU5	W-PIT1-2209	7/7/21		Tritium	<	100	57.1	pCi/L	
OU5	W-PIT1-2209	7/7/21		Field Oxidation Potential (Eh)		108		mVolts	
OU5	W-PIT1-2209	7/7/21		Field pH		7.74		Units	
OU5	W-PIT1-2209	7/7/21		Field Specific Conductance		680.1		umhos/cm	
OU5	W-PIT1-2209	7/7/21		Field Temperature		23.9		Degrees C	
OU5	W-PIT1-2209	10/13/21		Uranium 234 and 233 (in activity)		2.06	0.297	pCi/L	
OU5	W-PIT1-2209	10/13/21		Uranium 235 and 236 (in activity)	<	0.1	0.0411	pCi/L	
OU5	W-PIT1-2209	10/13/21		Uranium 238 (in activity)		1.04	0.18	pCi/L	
OU5	W-PIT1-2209	10/13/21		Nitrate (as NO3)		68		mg/L	
OU5	W-PIT1-2209	10/13/21		Perchlorate	<	2		ug/L	
OU5	W-PIT1-2209	10/13/21		1,1-Dichloroethane	<	0.5		ug/L	
OU5	W-PIT1-2209	10/13/21		1,1-Dichloroethene	<	0.5		ug/L	
OU5	W-PIT1-2209	10/13/21		1,1,1-Trichloroethane	<	0.5		ug/L	
OU5	W-PIT1-2209	10/13/21		1,1,2-Trichloroethane	<	0.5		ug/L	
OU5	W-PIT1-2209	10/13/21		1,1,2,2-Tetrachloroethane	<	0.5		ug/L	
OU5	W-PIT1-2209	10/13/21		1,2-Dichlorobenzene	<	0.5		ug/L	
OU5	W-PIT1-2209	10/13/21		1,2-Dichloroethane	<	0.5		ug/L	
OU5	W-PIT1-2209	10/13/21		1,2-Dichloroethene (total)	<	1		ug/L	
OU5	W-PIT1-2209	10/13/21		1,2-Dichloropropane	<	0.5		ug/L	
OU5	W-PIT1-2209	10/13/21		1,3-Dichlorobenzene	<	0.5		ug/L	
OU5	W-PIT1-2209	10/13/21		1,4-Dichlorobenzene	<	0.5		ug/L	
OU5	W-PIT1-2209	10/13/21		2-Chloroethylvinylether	<	10		ug/L	
OU5	W-PIT1-2209	10/13/21		Bromodichloromethane	<	0.5		ug/L	
OU5	W-PIT1-2209	10/13/21		Bromoform	<	0.5		ug/L	
OU5	W-PIT1-2209	10/13/21		Bromomethane	<	1		ug/L	
OU5	W-PIT1-2209	10/13/21		Carbon tetrachloride	<	0.5		ug/L	
OU5	W-PIT1-2209	10/13/21		Chlorobenzene	<	0.5		ug/L	
OU5	W-PIT1-2209	10/13/21		Chloroethane	<	0.5		ug/L	
OU5	W-PIT1-2209	10/13/21		Chloroform	<	0.5		ug/L	
OU5	W-PIT1-2209	10/13/21		Chloromethane	<	0.5		ug/L	
OU5	W-PIT1-2209	10/13/21		cis-1,2-Dichloroethene	<	0.5		ug/L	
OU5	W-PIT1-2209	10/13/21		cis-1,3-Dichloropropene	<	0.5		ug/L	
OU5	W-PIT1-2209	10/13/21		Dibromochloromethane	<	0.5		ug/L	
OU5	W-PIT1-2209	10/13/21		Dichlorodifluoromethane	<	0.5		ug/L	
OU5	W-PIT1-2209	10/13/21		Methylene chloride	<	1		ug/L	
OU5	W-PIT1-2209	10/13/21		Tetrachloroethene	<	0.5		ug/L	
OU5	W-PIT1-2209	10/13/21		trans-1,2-Dichloroethene	<	0.5		ug/L	
OU5	W-PIT1-2209	10/13/21		trans-1,3-Dichloropropene	<	0.5		ug/L	
OU5	W-PIT1-2209	10/13/21		Trichloroethene	<	0.5		ug/L	
OU5	W-PIT1-2209	10/13/21		Trichlorofluoromethane	<	0.5		ug/L	
OU5	W-PIT1-2209	10/13/21		Trichlorotrifluoroethane	<	0.5		ug/L	
OU5	W-PIT1-2209	10/13/21		Vinyl chloride	<	0.5		ug/L	
OU5	W-PIT1-2209	10/13/21		Tritium	<	100	64	pCi/L	
OU5	W-PIT1-2209	10/13/21		Field Oxidation Potential (Eh)		96		mVolts	
OU5	W-PIT1-2209	10/13/21		Field pH		7.88		Units	
OU5	W-PIT1-2209	10/13/21		Field Specific Conductance		677.2		umhos/cm	
OU5	W-PIT1-2209	10/13/21		Field Temperature		19.1		Degrees C	
OU5	W-PIT1-2209	10/13/21		Total Uranium (in activity)		3.3	0.03	pCi/L	D
OU5	W-PIT1-2209	10/13/21		Total Uranium (in mass)		3.2	0.011	ug/L	D
OU5	W-PIT1-2209	10/13/21		Uranium 234 (in activity)		2.1	0.03	pCi/L	D
OU5	W-PIT1-2209	10/13/21		Uranium 234/238		0.0001087	0.0000015	atom/atom	D
OU5	W-PIT1-2209	10/13/21		Uranium 235 (in activity)		0.05	0.00023	pCi/L	D
OU5	W-PIT1-2209	10/13/21		Uranium 235/238		0.00728	0.000024	atom/atom	D
OU5	W-PIT1-2209	10/13/21		Uranium 236 (in activity)	<	0.00021		pCi/L	D
OU5	W-PIT1-2209	10/13/21		Uranium 236/238	<	0.000001		atom/atom	D
OU5	W-PIT1-2209	10/13/21		Uranium 238 (in activity)		1.1	0.0036	pCi/L	D

Attachment 1. Table 1. Groundwater analytical data, Site 300, 2021.

OU	Location	Date	Sample Type	Parameter	LOS Indicator	Result	Error	Units	QA Flag
OU5	W-PIT1-2209	10/13/21		Uranium 238 (in mass)		3.2	0.011	ug/L	D
OU5	W-PIT1-2209	10/13/21	DUP	Uranium 234 and 233 (in activity)		2.3	0.279	pCi/L	
OU5	W-PIT1-2209	10/13/21	DUP	Uranium 235 and 236 (in activity)	<	0.1	0.0378	pCi/L	
OU5	W-PIT1-2209	10/13/21	DUP	Uranium 238 (in activity)		1.15	0.163	pCi/L	
OU5	W-PIT1-2209	10/13/21	DUP	Nitrate (as NO3)		67		mg/L	
OU5	W-PIT1-2209	10/13/21	DUP	Perchlorate	<	2		ug/L	
OU5	W-PIT1-2209	10/13/21	DUP	1,1-Dichloroethane	<	0.5		ug/L	
OU5	W-PIT1-2209	10/13/21	DUP	1,1-Dichloroethene	<	0.5		ug/L	
OU5	W-PIT1-2209	10/13/21	DUP	1,1,1-Trichloroethane	<	0.5		ug/L	
OU5	W-PIT1-2209	10/13/21	DUP	1,1,2-Trichloroethane	<	0.5		ug/L	
OU5	W-PIT1-2209	10/13/21	DUP	1,1,2,2-Tetrachloroethane	<	0.5		ug/L	
OU5	W-PIT1-2209	10/13/21	DUP	1,2-Dichlorobenzene	<	0.5		ug/L	
OU5	W-PIT1-2209	10/13/21	DUP	1,2-Dichloroethane	<	0.5		ug/L	
OU5	W-PIT1-2209	10/13/21	DUP	1,2-Dichloroethene (total)	<	1		ug/L	
OU5	W-PIT1-2209	10/13/21	DUP	1,2-Dichloropropane	<	0.5		ug/L	
OU5	W-PIT1-2209	10/13/21	DUP	1,3-Dichlorobenzene	<	0.5		ug/L	
OU5	W-PIT1-2209	10/13/21	DUP	1,4-Dichlorobenzene	<	0.5		ug/L	
OU5	W-PIT1-2209	10/13/21	DUP	2-Chloroethylvinylether	<	10		ug/L	
OU5	W-PIT1-2209	10/13/21	DUP	Bromodichloromethane	<	0.5		ug/L	
OU5	W-PIT1-2209	10/13/21	DUP	Bromoform	<	0.5		ug/L	
OU5	W-PIT1-2209	10/13/21	DUP	Bromomethane	<	1		ug/L	
OU5	W-PIT1-2209	10/13/21	DUP	Carbon tetrachloride	<	0.5		ug/L	
OU5	W-PIT1-2209	10/13/21	DUP	Chlorobenzene	<	0.5		ug/L	
OU5	W-PIT1-2209	10/13/21	DUP	Chloroethane	<	0.5		ug/L	
OU5	W-PIT1-2209	10/13/21	DUP	Chloroform	<	0.5		ug/L	
OU5	W-PIT1-2209	10/13/21	DUP	Chloromethane	<	0.5		ug/L	
OU5	W-PIT1-2209	10/13/21	DUP	cis-1,2-Dichloroethene	<	0.5		ug/L	
OU5	W-PIT1-2209	10/13/21	DUP	cis-1,3-Dichloropropene	<	0.5		ug/L	
OU5	W-PIT1-2209	10/13/21	DUP	Dibromochloromethane	<	0.5		ug/L	
OU5	W-PIT1-2209	10/13/21	DUP	Dichlorodifluoromethane	<	0.5		ug/L	
OU5	W-PIT1-2209	10/13/21	DUP	Methylene chloride	<	1		ug/L	
OU5	W-PIT1-2209	10/13/21	DUP	Tetrachloroethene	<	0.5		ug/L	
OU5	W-PIT1-2209	10/13/21	DUP	trans-1,2-Dichloroethene	<	0.5		ug/L	
OU5	W-PIT1-2209	10/13/21	DUP	trans-1,3-Dichloropropene	<	0.5		ug/L	
OU5	W-PIT1-2209	10/13/21	DUP	Trichloroethene	<	0.5		ug/L	
OU5	W-PIT1-2209	10/13/21	DUP	Trichlorofluoromethane	<	0.5		ug/L	
OU5	W-PIT1-2209	10/13/21	DUP	Trichlorotrifluoroethane	<	0.5		ug/L	
OU5	W-PIT1-2209	10/13/21	DUP	Vinyl chloride	<	0.5		ug/L	
OU5	W-PIT1-2209	10/13/21	DUP	Tritium	<	100	60.6	pCi/L	
OU5	W-PIT1-2209	10/13/21	DUP	Total Uranium (in activity)		3.2	0.045	pCi/L	D
OU5	W-PIT1-2209	10/13/21	DUP	Total Uranium (in mass)		3.1	0.013	ug/L	D
OU5	W-PIT1-2209	10/13/21	DUP	Uranium 234 (in activity)		2.1	0.045	pCi/L	D
OU5	W-PIT1-2209	10/13/21	DUP	Uranium 234/238		0.0001079	0.0000023	atom/atom	D
OU5	W-PIT1-2209	10/13/21	DUP	Uranium 235 (in activity)		0.049	0.00022	pCi/L	D
OU5	W-PIT1-2209	10/13/21	DUP	Uranium 235/238		0.007254	0.000014	atom/atom	D
OU5	W-PIT1-2209	10/13/21	DUP	Uranium 236 (in activity)	<	0.0002		pCi/L	D
OU5	W-PIT1-2209	10/13/21	DUP	Uranium 236/238	<	0.000001		atom/atom	D
OU5	W-PIT1-2209	10/13/21	DUP	Uranium 238 (in activity)		1	0.0042	pCi/L	D
OU5	W-PIT1-2209	10/13/21	DUP	Uranium 238 (in mass)		3.1	0.013	ug/L	D
OU5	W-PIT1-2225	3/31/21		Perchlorate	<	4		ug/L	
OU5	W-PIT1-2225	3/31/21		Tritium	<	100	60.8	pCi/L	
OU5	W-PIT1-2225	3/31/21		Field Oxidation Potential (Eh)		69		mVolts	
OU5	W-PIT1-2225	3/31/21		Field pH		7.85		Units	
OU5	W-PIT1-2225	3/31/21		Field Specific Conductance		623.3		umhos/cm	
OU5	W-PIT1-2225	3/31/21		Field Temperature		22.6		Degrees C	
OU5	W-PIT1-2225	5/4/21		Uranium 234 and 233 (in activity)	<	0.1	0.0321	pCi/L	
OU5	W-PIT1-2225	5/4/21		Uranium 235 and 236 (in activity)	<	0.1	0.0154	pCi/L	
OU5	W-PIT1-2225	5/4/21		Uranium 238 (in activity)	<	0.1	0.0227	pCi/L	
OU5	W-PIT1-2225	5/4/21		Nitrate (as NO3)	<	0.5		mg/L	
OU5	W-PIT1-2225	5/4/21		Perchlorate	<	4		ug/L	
OU5	W-PIT1-2225	5/4/21		Tritium	<	100	60.1	pCi/L	
OU5	W-PIT1-2225	5/4/21		Field Oxidation Potential (Eh)		-91		mVolts	
OU5	W-PIT1-2225	5/4/21		Field pH		7.71		Units	
OU5	W-PIT1-2225	5/4/21		Field Specific Conductance		621.2		umhos/cm	
OU5	W-PIT1-2225	5/4/21		Field Temperature		21.6		Degrees C	
OU5	W-PIT1-2225	12/7/21		Uranium 234 and 233 (in activity)	<	0.1	0.0282	pCi/L	

Attachment 1. Table 1. Groundwater analytical data, Site 300, 2021.

OU	Location	Date	Sample Type	Parameter	LOS Indicator	Result	Error	Units	QA Flag
OU5	W-PIT1-2225	12/7/21		Uranium 235 and 236 (in activity)	<	0.1	0.0146	pCi/L	
OU5	W-PIT1-2225	12/7/21		Uranium 238 (in activity)	<	0.1	0.0149	pCi/L	
OU5	W-PIT1-2225	12/7/21		Nitrate (as NO3)		0.62		mg/L	
OU5	W-PIT1-2225	12/7/21		Perchlorate		2.1		ug/L	
OU5	W-PIT1-2225	12/7/21		Tritium	<	100	56.8	pCi/L	
OU5	W-PIT1-2225	12/7/21		Field Oxidation Potential (Eh)		-77		mVolts	
OU5	W-PIT1-2225	12/7/21		Field pH		7.74		Units	
OU5	W-PIT1-2225	12/7/21		Field Specific Conductance		623.7		umhos/cm	
OU5	W-PIT1-2225	12/7/21		Field Temperature		21.5		Degrees C	
OU5	W-PIT1-2326	2/17/21		Thorium 228	<	0.25	0.0354	pCi/L	
OU5	W-PIT1-2326	2/17/21		Thorium 230	<	0.15	0.0246	pCi/L	
OU5	W-PIT1-2326	2/17/21		Thorium 232	<	0.15	0.0356	pCi/L	
OU5	W-PIT1-2326	2/17/21		Uranium 234 and 233 (in activity)		2.93	0.338	pCi/L	
OU5	W-PIT1-2326	2/17/21		Uranium 235 and 236 (in activity)		0.123	0.0503	pCi/L	
OU5	W-PIT1-2326	2/17/21		Uranium 238 (in activity)		1.81	0.228	pCi/L	
OU5	W-PIT1-2326	2/17/21		Nitrate (as NO3)		32		mg/L	
OU5	W-PIT1-2326	2/17/21		Perchlorate		5		ug/L	
OU5	W-PIT1-2326	2/17/21		1,1-Dichloroethane	<	0.5		ug/L	
OU5	W-PIT1-2326	2/17/21		1,1-Dichloroethene	<	0.5		ug/L	
OU5	W-PIT1-2326	2/17/21		1,1,1-Trichloroethane	<	0.5		ug/L	
OU5	W-PIT1-2326	2/17/21		1,1,1,2-Tetrachloroethane	<	0.5		ug/L	
OU5	W-PIT1-2326	2/17/21		1,1,2-Trichloroethane	<	0.5		ug/L	
OU5	W-PIT1-2326	2/17/21		1,1,2,2-Tetrachloroethane	<	0.5		ug/L	
OU5	W-PIT1-2326	2/17/21		1,2-Dibromo-3-chloropropane	<	1		ug/L	
OU5	W-PIT1-2326	2/17/21		1,2-Dichloroethane	<	0.5		ug/L	
OU5	W-PIT1-2326	2/17/21		1,2-Dichloroethene (total)	<	1		ug/L	
OU5	W-PIT1-2326	2/17/21		1,2-Dichloropropane	<	0.5		ug/L	
OU5	W-PIT1-2326	2/17/21		1,2,3-Trichloropropane	<	1		ug/L	
OU5	W-PIT1-2326	2/17/21		1,4-Dichloro-2-butene	<	5		ug/L	
OU5	W-PIT1-2326	2/17/21		1,4-Dioxane	<	100		ug/L	
OU5	W-PIT1-2326	2/17/21		2-Butanone	<	10		ug/L	
OU5	W-PIT1-2326	2/17/21		2-Chloro-1,3-butadiene	<	5		ug/L	
OU5	W-PIT1-2326	2/17/21		2-Chloroethylvinylether	<	10		ug/L	
OU5	W-PIT1-2326	2/17/21		2-Hexanone	<	10		ug/L	
OU5	W-PIT1-2326	2/17/21		4-Methyl-2-pentanone	<	10		ug/L	
OU5	W-PIT1-2326	2/17/21		Acetone	<	10		ug/L	
OU5	W-PIT1-2326	2/17/21		Acetonitrile	<	100		ug/L	
OU5	W-PIT1-2326	2/17/21		Acrolein	<	50		ug/L	
OU5	W-PIT1-2326	2/17/21		Acrylonitrile	<	50		ug/L	
OU5	W-PIT1-2326	2/17/21		Benzene	<	0.5		ug/L	
OU5	W-PIT1-2326	2/17/21		Benzyl Chloride	<	5		ug/L	
OU5	W-PIT1-2326	2/17/21		Bromodichloromethane	<	0.5		ug/L	
OU5	W-PIT1-2326	2/17/21		Bromoform	<	0.5		ug/L	
OU5	W-PIT1-2326	2/17/21		Bromomethane	<	0.5		ug/L	
OU5	W-PIT1-2326	2/17/21		Carbon disulfide	<	5		ug/L	
OU5	W-PIT1-2326	2/17/21		Carbon tetrachloride	<	0.5		ug/L	
OU5	W-PIT1-2326	2/17/21		Chlorobenzene	<	0.5		ug/L	
OU5	W-PIT1-2326	2/17/21		Chloroethane	<	0.5		ug/L	
OU5	W-PIT1-2326	2/17/21		Chloroform	<	0.5		ug/L	
OU5	W-PIT1-2326	2/17/21		Chloromethane	<	0.5		ug/L	
OU5	W-PIT1-2326	2/17/21		cis-1,2-Dichloroethene	<	0.5		ug/L	
OU5	W-PIT1-2326	2/17/21		cis-1,3-Dichloropropene	<	0.5		ug/L	
OU5	W-PIT1-2326	2/17/21		Dibromochloromethane	<	0.5		ug/L	
OU5	W-PIT1-2326	2/17/21		Dichlorodifluoromethane	<	0.5		ug/L	
OU5	W-PIT1-2326	2/17/21		Ethanol	<	1000		ug/L	
OU5	W-PIT1-2326	2/17/21		Ethylbenzene	<	0.5		ug/L	
OU5	W-PIT1-2326	2/17/21		Methylene chloride	<	1		ug/L	
OU5	W-PIT1-2326	2/17/21		Styrene	<	0.5		ug/L	
OU5	W-PIT1-2326	2/17/21		Tetrachloroethene	<	0.5		ug/L	
OU5	W-PIT1-2326	2/17/21		Toluene	<	0.5		ug/L	
OU5	W-PIT1-2326	2/17/21		Total Xylene Isomers	<	1		ug/L	
OU5	W-PIT1-2326	2/17/21		trans-1,2-Dichloroethene	<	0.5		ug/L	
OU5	W-PIT1-2326	2/17/21		trans-1,3-Dichloropropene	<	0.5		ug/L	
OU5	W-PIT1-2326	2/17/21		Trichloroethene	<	0.5		ug/L	
OU5	W-PIT1-2326	2/17/21		Trichlorofluoromethane	<	0.5		ug/L	
OU5	W-PIT1-2326	2/17/21		Trichlorotrifluoroethane	<	0.5		ug/L	

Attachment 1. Table 1. Groundwater analytical data, Site 300, 2021.

OU	Location	Date	Sample Type	Parameter	LOS Indicator	Result	Error	Units	QA Flag
OU5	W-PIT1-2326	2/17/21		Vinyl acetate	<	20		ug/L	
OU5	W-PIT1-2326	2/17/21		Vinyl chloride	<	0.5		ug/L	
OU5	W-PIT1-2326	2/17/21		HMX	<	1		ug/L	
OU5	W-PIT1-2326	2/17/21		RDX	<	1		ug/L	
OU5	W-PIT1-2326	2/17/21		Gross alpha		4.2	2.11	pCi/L	F
OU5	W-PIT1-2326	2/17/21		Gross beta		3.79	1.47	pCi/L	
OU5	W-PIT1-2326	2/17/21		Tritium		2290	466	pCi/L	
OU5	W-PIT1-2326	2/17/21		Field Oxidation Potential (Eh)		112		mVolts	
OU5	W-PIT1-2326	2/17/21		Field pH		7.66		Units	
OU5	W-PIT1-2326	2/17/21		Field Specific Conductance		1163		umhos/cm	
OU5	W-PIT1-2326	2/17/21		Field Temperature		21.4		Degrees C	
OU5	W-PIT1-2326	2/17/21		Aluminum	<	0.2		mg/L	
OU5	W-PIT1-2326	2/17/21		Bicarbonate Alk (as CaCO3)		180		mg/L	
OU5	W-PIT1-2326	2/17/21		Calcium		59		mg/L	
OU5	W-PIT1-2326	2/17/21		Carbonate Alk (as CaCO3)	<	4.1		mg/L	
OU5	W-PIT1-2326	2/17/21		Chloride		58		mg/L	
OU5	W-PIT1-2326	2/17/21		Copper	<	0.05		mg/L	
OU5	W-PIT1-2326	2/17/21		Fluoride		0.3		mg/L	
OU5	W-PIT1-2326	2/17/21		Hydroxide Alk (as CaCO3)	<	4.1		mg/L	
OU5	W-PIT1-2326	2/17/21		Iron	<	0.1		mg/L	
OU5	W-PIT1-2326	2/17/21		Magnesium		26		mg/L	
OU5	W-PIT1-2326	2/17/21		Manganese	<	0.03		mg/L	
OU5	W-PIT1-2326	2/17/21		Nickel	<	0.1		mg/L	
OU5	W-PIT1-2326	2/17/21		Nitrate (as N)		7.3		mg/L	
OU5	W-PIT1-2326	2/17/21		Nitrate (as NO3)		32		mg/L	H
OU5	W-PIT1-2326	2/17/21		Nitrite (as N)	<	0.5		mg/L	
OU5	W-PIT1-2326	2/17/21		Ortho-Phosphate		0.33		mg/L	
OU5	W-PIT1-2326	2/17/21		pH		8.05		Units	
OU5	W-PIT1-2326	2/17/21		Potassium		3.2		mg/L	
OU5	W-PIT1-2326	2/17/21		Sodium		42		mg/L	
OU5	W-PIT1-2326	2/17/21		Specific Conductance		726		umhos/cm	
OU5	W-PIT1-2326	2/17/21		Sulfate		88		mg/L	
OU5	W-PIT1-2326	2/17/21		Surfactants	<	0.5		mg/L	
OU5	W-PIT1-2326	2/17/21		Total Alkalinity (as CaCO3)		180		mg/L	
OU5	W-PIT1-2326	2/17/21		Total dissolved solids (TDS)		560		mg/L	D
OU5	W-PIT1-2326	2/17/21		Total Hardness (as CaCO3)		260		mg/L	
OU5	W-PIT1-2326	2/17/21		Total Phosphorus (as PO4)		0.49		mg/L	O
OU5	W-PIT1-2326	2/17/21		Zinc	<	0.05		mg/L	
OU5	W-PIT1-2326	2/17/21		Radium 226	<	0.25	0.055	pCi/L	
OU5	W-PIT1-2326	2/17/21		Arsenic		0.01		mg/L	
OU5	W-PIT1-2326	2/17/21		Barium		0.038		mg/L	
OU5	W-PIT1-2326	2/17/21		Beryllium	<	0.0005		mg/L	
OU5	W-PIT1-2326	2/17/21		Cadmium	<	0.0005		mg/L	
OU5	W-PIT1-2326	2/17/21		Cobalt	<	0.025		mg/L	
OU5	W-PIT1-2326	2/17/21		Copper	<	0.01		mg/L	
OU5	W-PIT1-2326	2/17/21		Lead	<	0.002		mg/L	
OU5	W-PIT1-2326	2/17/21		Nickel	<	0.005		mg/L	
OU5	W-PIT1-2326	2/17/21		Vanadium		0.044		mg/L	
OU5	W-PIT1-2326	2/17/21		Zinc	<	0.02		mg/L	
OU5	W-PIT1-2326	2/17/21	DUP	Arsenic		0.012		mg/L	
OU5	W-PIT1-2326	2/17/21	DUP	Barium		0.037		mg/L	
OU5	W-PIT1-2326	2/17/21	DUP	Beryllium	<	0.0001		mg/L	
OU5	W-PIT1-2326	2/17/21	DUP	Cadmium	<	0.0001		mg/L	
OU5	W-PIT1-2326	2/17/21	DUP	Cobalt	<	0.0001		mg/L	
OU5	W-PIT1-2326	2/17/21	DUP	Copper	<	0.0005		mg/L	
OU5	W-PIT1-2326	2/17/21	DUP	Lead	<	0.00025		mg/L	
OU5	W-PIT1-2326	2/17/21	DUP	Nickel		0.0019		mg/L	
OU5	W-PIT1-2326	2/17/21	DUP	Vanadium		0.051		mg/L	
OU5	W-PIT1-2326	2/17/21	DUP	Zinc	<	0.005		mg/L	
OU5	W-PIT1-2326	8/16/21		Thorium 228	<	0.25	0.0435	pCi/L	
OU5	W-PIT1-2326	8/16/21		Thorium 230	<	0.15	0.0416	pCi/L	
OU5	W-PIT1-2326	8/16/21		Thorium 232	<	0.15	0.0473	pCi/L	
OU5	W-PIT1-2326	8/16/21		Uranium 234 and 233 (in activity)		2.56	0.305	pCi/L	
OU5	W-PIT1-2326	8/16/21		Uranium 235 and 236 (in activity)	<	0.1	0.0355	pCi/L	O
OU5	W-PIT1-2326	8/16/21		Uranium 238 (in activity)		1.26	0.176	pCi/L	
OU5	W-PIT1-2326	8/16/21		Nitrate (as NO3)		32		mg/L	

Attachment 1. Table 1. Groundwater analytical data, Site 300, 2021.

OU	Location	Date	Sample Type	Parameter	LOS Indicator	Result	Error	Units	QA Flag
OU5	W-PIT1-2326	8/16/21		Perchlorate	<	2		ug/L	H
OU5	W-PIT1-2326	8/16/21		1,1-Dichloroethane	<	0.5		ug/L	
OU5	W-PIT1-2326	8/16/21		1,1-Dichloroethene	<	0.5		ug/L	
OU5	W-PIT1-2326	8/16/21		1,1,1-Trichloroethane	<	0.5		ug/L	
OU5	W-PIT1-2326	8/16/21		1,1,1,2-Tetrachloroethane	<	0.5		ug/L	
OU5	W-PIT1-2326	8/16/21		1,1,2-Trichloroethane	<	0.5		ug/L	
OU5	W-PIT1-2326	8/16/21		1,1,2,2-Tetrachloroethane	<	0.5		ug/L	
OU5	W-PIT1-2326	8/16/21		1,2-Dibromo-3-chloropropane	<	1		ug/L	
OU5	W-PIT1-2326	8/16/21		1,2-Dichloroethane	<	0.5		ug/L	
OU5	W-PIT1-2326	8/16/21		1,2-Dichloroethene (total)	<	1		ug/L	
OU5	W-PIT1-2326	8/16/21		1,2-Dichloropropane	<	0.5		ug/L	
OU5	W-PIT1-2326	8/16/21		1,2,3-Trichloropropane	<	1		ug/L	
OU5	W-PIT1-2326	8/16/21		1,4-Dichloro-2-butene	<	5		ug/L	
OU5	W-PIT1-2326	8/16/21		1,4-Dioxane	<	100		ug/L	
OU5	W-PIT1-2326	8/16/21		2-Butanone	<	10		ug/L	
OU5	W-PIT1-2326	8/16/21		2-Chloro-1,3-butadiene	<	5		ug/L	
OU5	W-PIT1-2326	8/16/21		2-Chloroethylvinylether	<	10		ug/L	
OU5	W-PIT1-2326	8/16/21		2-Hexanone	<	10		ug/L	
OU5	W-PIT1-2326	8/16/21		4-Methyl-2-pentanone	<	10		ug/L	
OU5	W-PIT1-2326	8/16/21		Acetone	<	10		ug/L	
OU5	W-PIT1-2326	8/16/21		Acetonitrile	<	100		ug/L	
OU5	W-PIT1-2326	8/16/21		Acrolein	<	50		ug/L	
OU5	W-PIT1-2326	8/16/21		Acrylonitrile	<	50		ug/L	
OU5	W-PIT1-2326	8/16/21		Benzene	<	0.5		ug/L	
OU5	W-PIT1-2326	8/16/21		Benzyl Chloride	<	5		ug/L	
OU5	W-PIT1-2326	8/16/21		Bromodichloromethane	<	0.5		ug/L	
OU5	W-PIT1-2326	8/16/21		Bromoform	<	0.5		ug/L	
OU5	W-PIT1-2326	8/16/21		Bromomethane	<	0.5		ug/L	
OU5	W-PIT1-2326	8/16/21		Carbon disulfide	<	5		ug/L	
OU5	W-PIT1-2326	8/16/21		Carbon tetrachloride	<	0.5		ug/L	
OU5	W-PIT1-2326	8/16/21		Chlorobenzene	<	0.5		ug/L	
OU5	W-PIT1-2326	8/16/21		Chloroethane	<	0.5		ug/L	
OU5	W-PIT1-2326	8/16/21		Chloroform	<	0.5		ug/L	
OU5	W-PIT1-2326	8/16/21		Chloromethane	<	0.5		ug/L	
OU5	W-PIT1-2326	8/16/21		cis-1,2-Dichloroethene	<	0.5		ug/L	
OU5	W-PIT1-2326	8/16/21		cis-1,3-Dichloropropene	<	0.5		ug/L	
OU5	W-PIT1-2326	8/16/21		Dibromochloromethane	<	0.5		ug/L	
OU5	W-PIT1-2326	8/16/21		Dichlorodifluoromethane	<	0.5		ug/L	
OU5	W-PIT1-2326	8/16/21		Ethanol	<	1000		ug/L	
OU5	W-PIT1-2326	8/16/21		Ethylbenzene	<	0.5		ug/L	
OU5	W-PIT1-2326	8/16/21		Methylene chloride	<	1		ug/L	
OU5	W-PIT1-2326	8/16/21		Styrene	<	0.5		ug/L	
OU5	W-PIT1-2326	8/16/21		Tetrachloroethene	<	0.5		ug/L	
OU5	W-PIT1-2326	8/16/21		Toluene	<	0.5		ug/L	
OU5	W-PIT1-2326	8/16/21		Total Xylene Isomers	<	1		ug/L	
OU5	W-PIT1-2326	8/16/21		trans-1,2-Dichloroethene	<	0.5		ug/L	
OU5	W-PIT1-2326	8/16/21		trans-1,3-Dichloropropene	<	0.5		ug/L	
OU5	W-PIT1-2326	8/16/21		Trichloroethene	<	0.5		ug/L	
OU5	W-PIT1-2326	8/16/21		Trichlorofluoromethane	<	0.5		ug/L	
OU5	W-PIT1-2326	8/16/21		Trichlorotrifluoroethane	<	0.5		ug/L	
OU5	W-PIT1-2326	8/16/21		Vinyl acetate	<	20		ug/L	
OU5	W-PIT1-2326	8/16/21		Vinyl chloride	<	0.5		ug/L	
OU5	W-PIT1-2326	8/16/21		HMX	<	1		ug/L	
OU5	W-PIT1-2326	8/16/21		RDX	<	1		ug/L	
OU5	W-PIT1-2326	8/16/21		Gross alpha		6.64	2.58	pCi/L	
OU5	W-PIT1-2326	8/16/21		Gross beta		4.74	1.64	pCi/L	
OU5	W-PIT1-2326	8/16/21		Tritium		1980	409	pCi/L	
OU5	W-PIT1-2326	8/16/21		Field Oxidation Potential (Eh)		244		mVolts	
OU5	W-PIT1-2326	8/16/21		Field pH		7.9		Units	
OU5	W-PIT1-2326	8/16/21		Field Specific Conductance		610.1		umhos/cm	
OU5	W-PIT1-2326	8/16/21		Field Temperature		23.1		Degrees C	
OU5	W-PIT1-2326	8/16/21		Radium 226	<	0.25	0.11	pCi/L	
OU5	W-PIT1-2326	8/16/21		Arsenic		0.012		mg/L	
OU5	W-PIT1-2326	8/16/21		Barium		0.039		mg/L	
OU5	W-PIT1-2326	8/16/21		Beryllium	<	0.0005		mg/L	
OU5	W-PIT1-2326	8/16/21		Cadmium	<	0.0005		mg/L	

Attachment 1. Table 1. Groundwater analytical data, Site 300, 2021.

OU	Location	Date	Sample Type	Parameter	LOS Indicator	Result	Error	Units	QA Flag
OU5	W-PIT1-2326	8/16/21		Cobalt	<	0.025		mg/L	E
OU5	W-PIT1-2326	8/16/21		Copper	<	0.01		mg/L	E
OU5	W-PIT1-2326	8/16/21		Lead	<	0.002		mg/L	
OU5	W-PIT1-2326	8/16/21		Nickel	<	0.005		mg/L	E
OU5	W-PIT1-2326	8/16/21		Vanadium		0.046		mg/L	
OU5	W-PIT1-2326	8/16/21		Zinc		0.026		mg/L	
OU5	W-PIT1-2326	11/22/21		Thorium 228	<	0.25	0.0246	pCi/L	
OU5	W-PIT1-2326	11/22/21		Thorium 230	<	0.15	0.0345	pCi/L	
OU5	W-PIT1-2326	11/22/21		Thorium 232	<	0.15	0.0178	pCi/L	
OU5	W-PIT1-2326	11/22/21		Uranium 234 and 233 (in activity)		2.76	0.324	pCi/L	
OU5	W-PIT1-2326	11/22/21		Uranium 235 and 236 (in activity)	<	0.1	0.0442	pCi/L	O
OU5	W-PIT1-2326	11/22/21		Uranium 238 (in activity)		1.54	0.202	pCi/L	
OU5	W-PIT1-2326	11/22/21		Nitrate (as NO3)		33		mg/L	
OU5	W-PIT1-2326	11/22/21		Perchlorate		5.5		ug/L	
OU5	W-PIT1-2326	11/22/21		1,1-Dichloroethane	<	0.5		ug/L	
OU5	W-PIT1-2326	11/22/21		1,1-Dichloroethene	<	0.5		ug/L	
OU5	W-PIT1-2326	11/22/21		1,1,1-Trichloroethane	<	0.5		ug/L	
OU5	W-PIT1-2326	11/22/21		1,1,1,2-Tetrachloroethane	<	0.5		ug/L	
OU5	W-PIT1-2326	11/22/21		1,1,2-Trichloroethane	<	0.5		ug/L	
OU5	W-PIT1-2326	11/22/21		1,1,2,2-Tetrachloroethane	<	0.5		ug/L	
OU5	W-PIT1-2326	11/22/21		1,2-Dibromo-3-chloropropane	<	1		ug/L	
OU5	W-PIT1-2326	11/22/21		1,2-Dichloroethane	<	0.5		ug/L	
OU5	W-PIT1-2326	11/22/21		1,2-Dichloroethene (total)	<	1		ug/L	
OU5	W-PIT1-2326	11/22/21		1,2-Dichloropropane	<	0.5		ug/L	
OU5	W-PIT1-2326	11/22/21		1,2,3-Trichloropropane	<	1		ug/L	
OU5	W-PIT1-2326	11/22/21		1,4-Dichloro-2-butene	<	5		ug/L	L
OU5	W-PIT1-2326	11/22/21		1,4-Dioxane	<	100		ug/L	
OU5	W-PIT1-2326	11/22/21		2-Butanone	<	10		ug/L	
OU5	W-PIT1-2326	11/22/21		2-Chloro-1,3-butadiene	<	5		ug/L	
OU5	W-PIT1-2326	11/22/21		2-Chloroethylvinylether	<	10		ug/L	L
OU5	W-PIT1-2326	11/22/21		2-Hexanone	<	10		ug/L	
OU5	W-PIT1-2326	11/22/21		4-Methyl-2-pentanone	<	10		ug/L	
OU5	W-PIT1-2326	11/22/21		Acetone	<	10		ug/L	
OU5	W-PIT1-2326	11/22/21		Acetonitrile	<	100		ug/L	
OU5	W-PIT1-2326	11/22/21		Acrolein	<	50		ug/L	
OU5	W-PIT1-2326	11/22/21		Acrylonitrile	<	50		ug/L	
OU5	W-PIT1-2326	11/22/21		Benzene	<	0.5		ug/L	
OU5	W-PIT1-2326	11/22/21		Benzyl Chloride	<	5		ug/L	
OU5	W-PIT1-2326	11/22/21		Bromodichloromethane	<	0.5		ug/L	
OU5	W-PIT1-2326	11/22/21		Bromoform	<	0.5		ug/L	
OU5	W-PIT1-2326	11/22/21		Bromomethane	<	0.5		ug/L	J
OU5	W-PIT1-2326	11/22/21		Carbon disulfide	<	5		ug/L	
OU5	W-PIT1-2326	11/22/21		Carbon tetrachloride	<	0.5		ug/L	
OU5	W-PIT1-2326	11/22/21		Chlorobenzene	<	0.5		ug/L	
OU5	W-PIT1-2326	11/22/21		Chloroethane	<	0.5		ug/L	
OU5	W-PIT1-2326	11/22/21		Chloroform	<	0.5		ug/L	
OU5	W-PIT1-2326	11/22/21		Chloromethane	<	0.5		ug/L	
OU5	W-PIT1-2326	11/22/21		cis-1,2-Dichloroethene	<	0.5		ug/L	
OU5	W-PIT1-2326	11/22/21		cis-1,3-Dichloropropene	<	0.5		ug/L	
OU5	W-PIT1-2326	11/22/21		Dibromochloromethane	<	0.5		ug/L	
OU5	W-PIT1-2326	11/22/21		Dichlorodifluoromethane	<	0.5		ug/L	
OU5	W-PIT1-2326	11/22/21		Ethanol	<	1000		ug/L	
OU5	W-PIT1-2326	11/22/21		Ethylbenzene	<	0.5		ug/L	
OU5	W-PIT1-2326	11/22/21		Methylene chloride	<	1		ug/L	
OU5	W-PIT1-2326	11/22/21		Styrene	<	0.5		ug/L	
OU5	W-PIT1-2326	11/22/21		Tetrachloroethene	<	0.5		ug/L	
OU5	W-PIT1-2326	11/22/21		Toluene	<	0.5		ug/L	
OU5	W-PIT1-2326	11/22/21		Total Xylene Isomers	<	1		ug/L	
OU5	W-PIT1-2326	11/22/21		trans-1,2-Dichloroethene	<	0.5		ug/L	
OU5	W-PIT1-2326	11/22/21		trans-1,3-Dichloropropene	<	0.5		ug/L	
OU5	W-PIT1-2326	11/22/21		Trichloroethene	<	0.5		ug/L	
OU5	W-PIT1-2326	11/22/21		Trichlorofluoromethane	<	0.5		ug/L	
OU5	W-PIT1-2326	11/22/21		Trichlorotrifluoroethane	<	0.5		ug/L	
OU5	W-PIT1-2326	11/22/21		Vinyl acetate	<	20		ug/L	
OU5	W-PIT1-2326	11/22/21		Vinyl chloride	<	0.5		ug/L	
OU5	W-PIT1-2326	11/22/21		HMX	<	1		ug/L	

Attachment 1. Table 1. Groundwater analytical data, Site 300, 2021.

OU	Location	Date	Sample Type	Parameter	LOS Indicator	Result	Error	Units	QA Flag
OU5	W-PIT1-2326	11/22/21		RDX	<	1		ug/L	
OU5	W-PIT1-2326	11/22/21		Gross alpha		2.28	1.6	pCi/L	
OU5	W-PIT1-2326	11/22/21		Gross beta		3.53	1.95	pCi/L	
OU5	W-PIT1-2326	11/22/21		Tritium		1810	471	pCi/L	
OU5	W-PIT1-2326	11/22/21		Field Oxidation Potential (Eh)		172		mVolts	
OU5	W-PIT1-2326	11/22/21		Field pH		7.74		Units	
OU5	W-PIT1-2326	11/22/21		Field Specific Conductance		743.1		umhos/cm	
OU5	W-PIT1-2326	11/22/21		Field Temperature		16.9		Degrees C	
OU5	W-PIT1-2326	11/22/21		Total Uranium (in activity)		4.5	0.061	pCi/L	D
OU5	W-PIT1-2326	11/22/21		Total Uranium (in mass)		4.6	0.015	ug/L	D
OU5	W-PIT1-2326	11/22/21		Uranium 234 (in activity)		2.9	0.061	pCi/L	D
OU5	W-PIT1-2326	11/22/21		Uranium 234/238		0.0001041	0.0000021	atom/atom	D
OU5	W-PIT1-2326	11/22/21		Uranium 235 (in activity)		0.071	0.00052	pCi/L	D
OU5	W-PIT1-2326	11/22/21		Uranium 235/238		0.007261	0.000047	atom/atom	D
OU5	W-PIT1-2326	11/22/21		Uranium 236 (in activity)	<	0.00029		pCi/L	D
OU5	W-PIT1-2326	11/22/21		Uranium 236/238	<	0.000001		atom/atom	D
OU5	W-PIT1-2326	11/22/21		Uranium 238 (in activity)		1.5	0.0049	pCi/L	D
OU5	W-PIT1-2326	11/22/21		Uranium 238 (in mass)		4.5	0.015	ug/L	D
OU5	W-PIT1-2326	11/22/21		Radium 226	<	0.25	0.11	pCi/L	
OU5	W-PIT1-2326	11/22/21		Arsenic		0.011		mg/L	
OU5	W-PIT1-2326	11/22/21		Barium		0.036		mg/L	
OU5	W-PIT1-2326	11/22/21		Beryllium	<	0.0005		mg/L	
OU5	W-PIT1-2326	11/22/21		Cadmium	<	0.0005		mg/L	
OU5	W-PIT1-2326	11/22/21		Cobalt	<	0.001		mg/L	
OU5	W-PIT1-2326	11/22/21		Copper	<	0.01		mg/L	
OU5	W-PIT1-2326	11/22/21		Lead	<	0.002		mg/L	
OU5	W-PIT1-2326	11/22/21		Nickel	<	0.005		mg/L	
OU5	W-PIT1-2326	11/22/21		Vanadium		0.047		mg/L	
OU5	W-PIT1-2326	11/22/21		Zinc	<	0.005		mg/L	
OU5	W-PIT1-2326	11/22/21	DUP	Nitrate (as NO3)		31		mg/L	
OU5	W-PIT1-2326	11/22/21	DUP	Perchlorate		4.5		ug/L	
OU5	W-PIT1-2326	11/22/21	DUP	1,1-Dichloroethane	<	0.5		ug/L	
OU5	W-PIT1-2326	11/22/21	DUP	1,1-Dichloroethene	<	0.5		ug/L	
OU5	W-PIT1-2326	11/22/21	DUP	1,1,1-Trichloroethane	<	0.5		ug/L	
OU5	W-PIT1-2326	11/22/21	DUP	1,1,1,2-Tetrachloroethane	<	0.5		ug/L	
OU5	W-PIT1-2326	11/22/21	DUP	1,1,2-Trichloroethane	<	0.5		ug/L	
OU5	W-PIT1-2326	11/22/21	DUP	1,1,2,2-Tetrachloroethane	<	0.5		ug/L	
OU5	W-PIT1-2326	11/22/21	DUP	1,2-Dibromo-3-chloropropane	<	1		ug/L	
OU5	W-PIT1-2326	11/22/21	DUP	1,2-Dichloroethane	<	0.5		ug/L	
OU5	W-PIT1-2326	11/22/21	DUP	1,2-Dichloroethene (total)	<	1		ug/L	
OU5	W-PIT1-2326	11/22/21	DUP	1,2-Dichloropropane	<	0.5		ug/L	
OU5	W-PIT1-2326	11/22/21	DUP	1,2,3-Trichloropropane	<	1		ug/L	
OU5	W-PIT1-2326	11/22/21	DUP	1,4-Dichloro-2-butene	<	5		ug/L	L
OU5	W-PIT1-2326	11/22/21	DUP	1,4-Dioxane	<	100		ug/L	
OU5	W-PIT1-2326	11/22/21	DUP	2-Butanone	<	10		ug/L	
OU5	W-PIT1-2326	11/22/21	DUP	2-Chloro-1,3-butadiene	<	5		ug/L	
OU5	W-PIT1-2326	11/22/21	DUP	2-Chloroethylvinylether	<	10		ug/L	L
OU5	W-PIT1-2326	11/22/21	DUP	2-Hexanone	<	10		ug/L	
OU5	W-PIT1-2326	11/22/21	DUP	4-Methyl-2-pentanone	<	10		ug/L	
OU5	W-PIT1-2326	11/22/21	DUP	Acetone	<	10		ug/L	
OU5	W-PIT1-2326	11/22/21	DUP	Acetonitrile	<	100		ug/L	
OU5	W-PIT1-2326	11/22/21	DUP	Acrolein	<	50		ug/L	
OU5	W-PIT1-2326	11/22/21	DUP	Acrylonitrile	<	50		ug/L	
OU5	W-PIT1-2326	11/22/21	DUP	Benzene	<	0.5		ug/L	
OU5	W-PIT1-2326	11/22/21	DUP	Benzyl Chloride	<	5		ug/L	
OU5	W-PIT1-2326	11/22/21	DUP	Bromodichloromethane	<	0.5		ug/L	
OU5	W-PIT1-2326	11/22/21	DUP	Bromoform	<	0.5		ug/L	
OU5	W-PIT1-2326	11/22/21	DUP	Bromomethane	<	0.5		ug/L	J
OU5	W-PIT1-2326	11/22/21	DUP	Carbon disulfide	<	5		ug/L	
OU5	W-PIT1-2326	11/22/21	DUP	Carbon tetrachloride	<	0.5		ug/L	
OU5	W-PIT1-2326	11/22/21	DUP	Chlorobenzene	<	0.5		ug/L	
OU5	W-PIT1-2326	11/22/21	DUP	Chloroethane	<	0.5		ug/L	
OU5	W-PIT1-2326	11/22/21	DUP	Chloroform	<	0.5		ug/L	
OU5	W-PIT1-2326	11/22/21	DUP	Chloromethane	<	0.5		ug/L	
OU5	W-PIT1-2326	11/22/21	DUP	cis-1,2-Dichloroethene	<	0.5		ug/L	
OU5	W-PIT1-2326	11/22/21	DUP	cis-1,3-Dichloropropene	<	0.5		ug/L	

Attachment 1. Table 1. Groundwater analytical data, Site 300, 2021.

OU	Location	Date	Sample Type	Parameter	LOS Indicator	Result	Error	Units	QA Flag
OU5	W-PIT1-2326	11/22/21	DUP	Dibromochloromethane	<	0.5		ug/L	
OU5	W-PIT1-2326	11/22/21	DUP	Dichlorodifluoromethane	<	0.5		ug/L	
OU5	W-PIT1-2326	11/22/21	DUP	Ethanol	<	1000		ug/L	
OU5	W-PIT1-2326	11/22/21	DUP	Ethylbenzene	<	0.5		ug/L	
OU5	W-PIT1-2326	11/22/21	DUP	Methylene chloride	<	1		ug/L	
OU5	W-PIT1-2326	11/22/21	DUP	Styrene	<	0.5		ug/L	
OU5	W-PIT1-2326	11/22/21	DUP	Tetrachloroethene	<	0.5		ug/L	
OU5	W-PIT1-2326	11/22/21	DUP	Toluene	<	0.5		ug/L	
OU5	W-PIT1-2326	11/22/21	DUP	Total Xylene Isomers	<	1		ug/L	
OU5	W-PIT1-2326	11/22/21	DUP	trans-1,2-Dichloroethene	<	0.5		ug/L	
OU5	W-PIT1-2326	11/22/21	DUP	trans-1,3-Dichloropropene	<	0.5		ug/L	
OU5	W-PIT1-2326	11/22/21	DUP	Trichloroethene	<	0.5		ug/L	
OU5	W-PIT1-2326	11/22/21	DUP	Trichlorofluoromethane	<	0.5		ug/L	
OU5	W-PIT1-2326	11/22/21	DUP	Trichlorotrifluoroethane	<	0.5		ug/L	
OU5	W-PIT1-2326	11/22/21	DUP	Vinyl acetate	<	20		ug/L	
OU5	W-PIT1-2326	11/22/21	DUP	Vinyl chloride	<	0.5		ug/L	
OU5	W-PIT1-2326	11/22/21	DUP	HMX	<	1		ug/L	
OU5	W-PIT1-2326	11/22/21	DUP	RDX	<	1		ug/L	
OU5	W-PIT1-2326	11/22/21	DUP	Gross alpha		3.78	1.93	pCi/L	
OU5	W-PIT1-2326	11/22/21	DUP	Gross beta		5.19	1.6	pCi/L	
OU5	W-PIT1-2326	11/22/21	DUP	Tritium		2000	510	pCi/L	
OU5	W-PIT1-2326	11/22/21	DUP	Total Uranium (in activity)		4.5	0.075	pCi/L	D
OU5	W-PIT1-2326	11/22/21	DUP	Total Uranium (in mass)		4.6	0.023	ug/L	D
OU5	W-PIT1-2326	11/22/21	DUP	Uranium 234 (in activity)		2.9	0.075	pCi/L	D
OU5	W-PIT1-2326	11/22/21	DUP	Uranium 234/238		0.0001034	0.0000026	atom/atom	D
OU5	W-PIT1-2326	11/22/21	DUP	Uranium 235 (in activity)		0.071	0.00047	pCi/L	D
OU5	W-PIT1-2326	11/22/21	DUP	Uranium 235/238		0.00723	0.000032	atom/atom	D
OU5	W-PIT1-2326	11/22/21	DUP	Uranium 236 (in activity)	<	0.00029		pCi/L	D
OU5	W-PIT1-2326	11/22/21	DUP	Uranium 236/238	<	0.000001		atom/atom	D
OU5	W-PIT1-2326	11/22/21	DUP	Uranium 238 (in activity)		1.5	0.0077	pCi/L	D
OU5	W-PIT1-2326	11/22/21	DUP	Uranium 238 (in mass)		4.5	0.023	ug/L	D
OU5	W-PIT1-2326	11/22/21	DUP	Radium 226	<	0.25	0.16	pCi/L	
OU5	W-PIT1-2326	11/22/21	DUP	Arsenic		0.013		mg/L	
OU5	W-PIT1-2326	11/22/21	DUP	Barium		0.037		mg/L	
OU5	W-PIT1-2326	11/22/21	DUP	Beryllium	<	0.0005		mg/L	
OU5	W-PIT1-2326	11/22/21	DUP	Cadmium	<	0.0005		mg/L	
OU5	W-PIT1-2326	11/22/21	DUP	Cobalt	<	0.001		mg/L	
OU5	W-PIT1-2326	11/22/21	DUP	Copper	<	0.01		mg/L	
OU5	W-PIT1-2326	11/22/21	DUP	Lead	<	0.002		mg/L	
OU5	W-PIT1-2326	11/22/21	DUP	Nickel	<	0.005		mg/L	
OU5	W-PIT1-2326	11/22/21	DUP	Vanadium		0.05		mg/L	
OU5	W-PIT1-2326	11/22/21	DUP	Zinc	<	0.005		mg/L	
OU5	W-PIT1-2620	11/22/21		Perchlorate		5.9		ug/L	
OU5	W-PIT1-2620	11/22/21		1,1-Dichloroethane	<	0.5		ug/L	
OU5	W-PIT1-2620	11/22/21		1,1-Dichloroethene	<	0.5		ug/L	
OU5	W-PIT1-2620	11/22/21		1,1,1-Trichloroethane	<	0.5		ug/L	
OU5	W-PIT1-2620	11/22/21		1,1,2-Trichloroethane	<	0.5		ug/L	
OU5	W-PIT1-2620	11/22/21		1,1,2,2-Tetrachloroethane	<	0.5		ug/L	
OU5	W-PIT1-2620	11/22/21		1,2-Dichlorobenzene	<	0.5		ug/L	
OU5	W-PIT1-2620	11/22/21		1,2-Dichloroethane	<	0.5		ug/L	
OU5	W-PIT1-2620	11/22/21		1,2-Dichloroethene (total)	<	1		ug/L	
OU5	W-PIT1-2620	11/22/21		1,2-Dichloropropane	<	0.5		ug/L	
OU5	W-PIT1-2620	11/22/21		1,3-Dichlorobenzene	<	0.5		ug/L	
OU5	W-PIT1-2620	11/22/21		1,4-Dichlorobenzene	<	0.5		ug/L	
OU5	W-PIT1-2620	11/22/21		2-Chloroethylvinylether	<	1		ug/L	
OU5	W-PIT1-2620	11/22/21		Bromodichloromethane	<	0.5		ug/L	
OU5	W-PIT1-2620	11/22/21		Bromoform	<	0.5		ug/L	
OU5	W-PIT1-2620	11/22/21		Bromomethane	<	0.5		ug/L	
OU5	W-PIT1-2620	11/22/21		Carbon tetrachloride	<	0.5		ug/L	
OU5	W-PIT1-2620	11/22/21		Chlorobenzene	<	0.5		ug/L	
OU5	W-PIT1-2620	11/22/21		Chloroethane	<	0.5		ug/L	
OU5	W-PIT1-2620	11/22/21		Chloroform	<	0.5		ug/L	
OU5	W-PIT1-2620	11/22/21		Chloromethane	<	0.5		ug/L	
OU5	W-PIT1-2620	11/22/21		cis-1,2-Dichloroethene	<	0.5		ug/L	
OU5	W-PIT1-2620	11/22/21		cis-1,3-Dichloropropene	<	0.5		ug/L	
OU5	W-PIT1-2620	11/22/21		Dibromochloromethane	<	0.5		ug/L	

Attachment 1. Table 1. Groundwater analytical data, Site 300, 2021.

OU	Location	Date	Sample Type	Parameter	LOS Indicator	Result	Error	Units	QA Flag
OU5	W-PIT1-2620	11/22/21		Dichlorodifluoromethane	<	0.5		ug/L	
OU5	W-PIT1-2620	11/22/21		Methylene chloride	<	0.5		ug/L	
OU5	W-PIT1-2620	11/22/21		Tetrachloroethene	<	0.5		ug/L	
OU5	W-PIT1-2620	11/22/21		trans-1,2-Dichloroethene	<	0.5		ug/L	
OU5	W-PIT1-2620	11/22/21		trans-1,3-Dichloropropene	<	0.5		ug/L	
OU5	W-PIT1-2620	11/22/21		Trichloroethene	<	0.5		ug/L	
OU5	W-PIT1-2620	11/22/21		Trichlorofluoromethane	<	0.5		ug/L	
OU5	W-PIT1-2620	11/22/21		Trichlorotrifluoroethane	<	0.5		ug/L	
OU5	W-PIT1-2620	11/22/21		Vinyl chloride	<	0.5		ug/L	
OU5	W-PIT1-2620	11/22/21		Tritium		1630	434	pCi/L	
OU5	W-PIT1-2620	11/22/21		Total Uranium (in activity)		5.7	0.083	pCi/L	D
OU5	W-PIT1-2620	11/22/21		Total Uranium (in mass)		5.1	0.021	ug/L	D
OU5	W-PIT1-2620	11/22/21		Uranium 234 (in activity)		3.9	0.083	pCi/L	D
OU5	W-PIT1-2620	11/22/21		Uranium 234/238		0.0001219	0.0000026	atom/atom	D
OU5	W-PIT1-2620	11/22/21		Uranium 235 (in activity)		0.08	0.00059	pCi/L	D
OU5	W-PIT1-2620	11/22/21		Uranium 235/238		0.007285	0.000045	atom/atom	D
OU5	W-PIT1-2620	11/22/21		Uranium 236 (in activity)	<	0.00033		pCi/L	D
OU5	W-PIT1-2620	11/22/21		Uranium 236/238	<	0.000001		atom/atom	D
OU5	W-PIT1-2620	11/22/21		Uranium 238 (in activity)		1.7	0.0071	pCi/L	D
OU5	W-PIT1-2620	11/22/21		Uranium 238 (in mass)		5.1	0.021	ug/L	D
OU5	W-PIT1-3021	5/24/21		Uranium 234 and 233 (in activity)	<	0.1	0.0364	pCi/L	O
OU5	W-PIT1-3021	5/24/21		Uranium 235 and 236 (in activity)	<	0.1	0.0188	pCi/L	
OU5	W-PIT1-3021	5/24/21		Uranium 238 (in activity)	<	0.1	0.024	pCi/L	O
OU5	W-PIT1-3021	5/24/21		Nitrate (as NO3)	<	1		mg/L	
OU5	W-PIT1-3021	5/24/21		Perchlorate	<	4		ug/L	
OU5	W-PIT1-3021	5/24/21		1,1-Dichloroethane	<	0.5		ug/L	
OU5	W-PIT1-3021	5/24/21		1,1-Dichloroethene	<	0.5		ug/L	
OU5	W-PIT1-3021	5/24/21		1,1,1-Trichloroethane	<	0.5		ug/L	
OU5	W-PIT1-3021	5/24/21		1,1,2-Trichloroethane	<	0.5		ug/L	
OU5	W-PIT1-3021	5/24/21		1,1,2,2-Tetrachloroethane	<	0.5		ug/L	
OU5	W-PIT1-3021	5/24/21		1,2-Dichlorobenzene	<	0.5		ug/L	
OU5	W-PIT1-3021	5/24/21		1,2-Dichloroethane	<	0.5		ug/L	
OU5	W-PIT1-3021	5/24/21		1,2-Dichloroethene (total)	<	1		ug/L	
OU5	W-PIT1-3021	5/24/21		1,2-Dichloropropane	<	0.5		ug/L	
OU5	W-PIT1-3021	5/24/21		1,3-Dichlorobenzene	<	0.5		ug/L	
OU5	W-PIT1-3021	5/24/21		1,4-Dichlorobenzene	<	0.5		ug/L	
OU5	W-PIT1-3021	5/24/21		2-Chloroethylvinylether	<	1		ug/L	
OU5	W-PIT1-3021	5/24/21		Bromodichloromethane	<	0.5		ug/L	
OU5	W-PIT1-3021	5/24/21		Bromoform	<	0.5		ug/L	
OU5	W-PIT1-3021	5/24/21		Bromomethane	<	0.5		ug/L	
OU5	W-PIT1-3021	5/24/21		Carbon tetrachloride	<	0.5		ug/L	
OU5	W-PIT1-3021	5/24/21		Chlorobenzene	<	0.5		ug/L	
OU5	W-PIT1-3021	5/24/21		Chloroethane	<	0.5		ug/L	
OU5	W-PIT1-3021	5/24/21		Chloroform	<	0.5		ug/L	
OU5	W-PIT1-3021	5/24/21		Chloromethane	<	0.5		ug/L	
OU5	W-PIT1-3021	5/24/21		cis-1,2-Dichloroethene	<	0.5		ug/L	
OU5	W-PIT1-3021	5/24/21		cis-1,3-Dichloropropene	<	0.5		ug/L	
OU5	W-PIT1-3021	5/24/21		Dibromochloromethane	<	0.5		ug/L	
OU5	W-PIT1-3021	5/24/21		Dichlorodifluoromethane	<	0.5		ug/L	
OU5	W-PIT1-3021	5/24/21		Methylene chloride	<	0.5		ug/L	
OU5	W-PIT1-3021	5/24/21		Tetrachloroethene	<	0.5		ug/L	
OU5	W-PIT1-3021	5/24/21		trans-1,2-Dichloroethene	<	0.5		ug/L	
OU5	W-PIT1-3021	5/24/21		trans-1,3-Dichloropropene	<	0.5		ug/L	
OU5	W-PIT1-3021	5/24/21		Trichloroethene	<	0.5		ug/L	
OU5	W-PIT1-3021	5/24/21		Trichlorofluoromethane	<	0.5		ug/L	
OU5	W-PIT1-3021	5/24/21		Trichlorotrifluoroethane	<	0.5		ug/L	
OU5	W-PIT1-3021	5/24/21		Vinyl chloride	<	0.5		ug/L	
OU5	W-PIT1-3021	5/24/21		Tritium	<	100	62.7	pCi/L	
OU5	W-PIT1-3021	5/24/21		Field Oxidation Potential (Eh)		175		mVolts	
OU5	W-PIT1-3021	5/24/21		Field pH		7.09		Units	
OU5	W-PIT1-3021	5/24/21		Field Specific Conductance		486.9		umhos/cm	
OU5	W-PIT1-3021	5/24/21		Field Temperature		21.7		Degrees C	
OU5	W-PIT1-3021	12/1/21		Perchlorate	<	2		ug/L	
OU5	W-PIT1-3021	12/1/21		Tritium	<	100	67.9	pCi/L	
OU5	W-PIT1-3021	12/1/21		Field Oxidation Potential (Eh)		73		mVolts	
OU5	W-PIT1-3021	12/1/21		Field pH		7.87		Units	

Attachment 1. Table 1. Groundwater analytical data, Site 300, 2021.

OU	Location	Date	Sample Type	Parameter	LOS Indicator	Result	Error	Units	QA Flag
OU5	W-PIT1-3021	12/1/21		Field Specific Conductance		494		umhos/cm	
OU5	W-PIT1-3021	12/1/21		Field Temperature		19.1		Degrees C	
OU5	W-PIT1-3022	5/24/21		Uranium 234 and 233 (in activity)		1.64	0.224	pCi/L	O
OU5	W-PIT1-3022	5/24/21		Uranium 235 and 236 (in activity)	<	0.1	0.0333	pCi/L	
OU5	W-PIT1-3022	5/24/21		Uranium 238 (in activity)		1.09	0.165	pCi/L	O
OU5	W-PIT1-3022	5/24/21		Nitrate (as NO3)		20		mg/L	
OU5	W-PIT1-3022	5/24/21		Perchlorate	<	4		ug/L	
OU5	W-PIT1-3022	5/24/21		1,1-Dichloroethane	<	0.5		ug/L	
OU5	W-PIT1-3022	5/24/21		1,1-Dichloroethene	<	0.5		ug/L	
OU5	W-PIT1-3022	5/24/21		1,1,1-Trichloroethane	<	0.5		ug/L	
OU5	W-PIT1-3022	5/24/21		1,1,2-Trichloroethane	<	0.5		ug/L	
OU5	W-PIT1-3022	5/24/21		1,1,2,2-Tetrachloroethane	<	0.5		ug/L	
OU5	W-PIT1-3022	5/24/21		1,2-Dichlorobenzene	<	0.5		ug/L	
OU5	W-PIT1-3022	5/24/21		1,2-Dichloroethane	<	0.5		ug/L	
OU5	W-PIT1-3022	5/24/21		1,2-Dichloroethene (total)	<	1		ug/L	
OU5	W-PIT1-3022	5/24/21		1,2-Dichloropropane	<	0.5		ug/L	
OU5	W-PIT1-3022	5/24/21		1,3-Dichlorobenzene	<	0.5		ug/L	
OU5	W-PIT1-3022	5/24/21		1,4-Dichlorobenzene	<	0.5		ug/L	
OU5	W-PIT1-3022	5/24/21		2-Chloroethylvinylether	<	10		ug/L	
OU5	W-PIT1-3022	5/24/21		Bromodichloromethane	<	0.5		ug/L	
OU5	W-PIT1-3022	5/24/21		Bromoform	<	0.5		ug/L	
OU5	W-PIT1-3022	5/24/21		Bromomethane	<	1		ug/L	
OU5	W-PIT1-3022	5/24/21		Carbon tetrachloride	<	0.5		ug/L	
OU5	W-PIT1-3022	5/24/21		Chlorobenzene	<	0.5		ug/L	
OU5	W-PIT1-3022	5/24/21		Chloroethane	<	0.5		ug/L	
OU5	W-PIT1-3022	5/24/21		Chloroform	<	0.5		ug/L	
OU5	W-PIT1-3022	5/24/21		Chloromethane	<	0.5		ug/L	
OU5	W-PIT1-3022	5/24/21		cis-1,2-Dichloroethene	<	0.5		ug/L	
OU5	W-PIT1-3022	5/24/21		cis-1,3-Dichloropropene	<	0.5		ug/L	
OU5	W-PIT1-3022	5/24/21		Dibromochloromethane	<	0.5		ug/L	
OU5	W-PIT1-3022	5/24/21		Dichlorodifluoromethane	<	0.5		ug/L	
OU5	W-PIT1-3022	5/24/21		Methylene chloride	<	1		ug/L	
OU5	W-PIT1-3022	5/24/21		Tetrachloroethene	<	0.5		ug/L	
OU5	W-PIT1-3022	5/24/21		trans-1,2-Dichloroethene	<	0.5		ug/L	
OU5	W-PIT1-3022	5/24/21		trans-1,3-Dichloropropene	<	0.5		ug/L	
OU5	W-PIT1-3022	5/24/21		Trichloroethene	<	0.5		ug/L	
OU5	W-PIT1-3022	5/24/21		Trichlorofluoromethane	<	0.5		ug/L	
OU5	W-PIT1-3022	5/24/21		Trichlorotrifluoroethane	<	0.5		ug/L	
OU5	W-PIT1-3022	5/24/21		Vinyl chloride	<	0.5		ug/L	
OU5	W-PIT1-3022	5/24/21		Tritium		896	202	pCi/L	
OU5	W-PIT1-3022	5/24/21		Field Oxidation Potential (Eh)		175		mVolts	
OU5	W-PIT1-3022	5/24/21		Field pH		6.94		Units	
OU5	W-PIT1-3022	5/24/21		Field Specific Conductance		625.9		umhos/cm	
OU5	W-PIT1-3022	5/24/21		Field Temperature		20.9		Degrees C	
OU5	W-PIT1-3022	12/1/21		Perchlorate	<	2		ug/L	
OU5	W-PIT1-3022	12/1/21		Tritium		843	236	pCi/L	
OU5	W-PIT1-3022	12/1/21		Field Oxidation Potential (Eh)		69		mVolts	
OU5	W-PIT1-3022	12/1/21		Field pH		7.7		Units	
OU5	W-PIT1-3022	12/1/21		Field Specific Conductance		628		umhos/cm	
OU5	W-PIT1-3022	12/1/21		Field Temperature		19.2		Degrees C	
OU5	W-PIT2-1934	5/26/21		Fluoride		0.28		mg/L	
OU5	W-PIT2-1934	5/26/21		Lithium		0.02		mg/L	
OU5	W-PIT2-1934	5/26/21		Nitrate (as NO3)		49		mg/L	
OU5	W-PIT2-1934	5/26/21		Perchlorate	<	4		ug/L	
OU5	W-PIT2-1934	5/26/21		1,1-Dichloroethane	<	0.5		ug/L	
OU5	W-PIT2-1934	5/26/21		1,1-Dichloroethene	<	0.5		ug/L	
OU5	W-PIT2-1934	5/26/21		1,1,1-Trichloroethane	<	0.5		ug/L	
OU5	W-PIT2-1934	5/26/21		1,1,2-Trichloroethane	<	0.5		ug/L	
OU5	W-PIT2-1934	5/26/21		1,1,2,2-Tetrachloroethane	<	0.5		ug/L	
OU5	W-PIT2-1934	5/26/21		1,2-Dichlorobenzene	<	0.5		ug/L	
OU5	W-PIT2-1934	5/26/21		1,2-Dichloroethane	<	0.5		ug/L	
OU5	W-PIT2-1934	5/26/21		1,2-Dichloroethene (total)	<	1		ug/L	
OU5	W-PIT2-1934	5/26/21		1,2-Dichloropropane	<	0.5		ug/L	
OU5	W-PIT2-1934	5/26/21		1,3-Dichlorobenzene	<	0.5		ug/L	
OU5	W-PIT2-1934	5/26/21		1,4-Dichlorobenzene	<	0.5		ug/L	
OU5	W-PIT2-1934	5/26/21		2-Chloroethylvinylether	<	10		ug/L	

Attachment 1. Table 1. Groundwater analytical data, Site 300, 2021.

OU	Location	Date	Sample Type	Parameter	LOS Indicator	Result	Error	Units	QA Flag
OU5	W-PIT2-1934	5/26/21		Bromodichloromethane	<	0.5		ug/L	
OU5	W-PIT2-1934	5/26/21		Bromoform	<	0.5		ug/L	
OU5	W-PIT2-1934	5/26/21		Bromomethane	<	1		ug/L	
OU5	W-PIT2-1934	5/26/21		Carbon tetrachloride	<	0.5		ug/L	
OU5	W-PIT2-1934	5/26/21		Chlorobenzene	<	0.5		ug/L	
OU5	W-PIT2-1934	5/26/21		Chloroethane	<	0.5		ug/L	
OU5	W-PIT2-1934	5/26/21		Chloroform	<	0.5		ug/L	
OU5	W-PIT2-1934	5/26/21		Chloromethane	<	0.5		ug/L	
OU5	W-PIT2-1934	5/26/21		cis-1,2-Dichloroethene	<	0.5		ug/L	
OU5	W-PIT2-1934	5/26/21		cis-1,3-Dichloropropene	<	0.5		ug/L	
OU5	W-PIT2-1934	5/26/21		Dibromochloromethane	<	0.5		ug/L	
OU5	W-PIT2-1934	5/26/21		Dichlorodifluoromethane	<	0.5		ug/L	
OU5	W-PIT2-1934	5/26/21		Methylene chloride	<	1		ug/L	
OU5	W-PIT2-1934	5/26/21		Tetrachloroethene	<	0.5		ug/L	
OU5	W-PIT2-1934	5/26/21		trans-1,2-Dichloroethene	<	0.5		ug/L	
OU5	W-PIT2-1934	5/26/21		trans-1,3-Dichloropropene	<	0.5		ug/L	
OU5	W-PIT2-1934	5/26/21		Trichloroethene	<	0.5		ug/L	
OU5	W-PIT2-1934	5/26/21		Trichlorofluoromethane	<	0.5		ug/L	
OU5	W-PIT2-1934	5/26/21		Trichlorotrifluoroethane	<	0.5		ug/L	
OU5	W-PIT2-1934	5/26/21		Vinyl chloride	<	0.5		ug/L	
OU5	W-PIT2-1934	5/26/21		1,3-Dinitrobenzene	<	2		ug/L	
OU5	W-PIT2-1934	5/26/21		1,3,5-Trinitrobenzene	<	2		ug/L	
OU5	W-PIT2-1934	5/26/21		2-Amino-4,6-dinitrotoluene	<	2		ug/L	
OU5	W-PIT2-1934	5/26/21		2-Nitrotoluene	<	2		ug/L	
OU5	W-PIT2-1934	5/26/21		2,4-Dinitrotoluene	<	2		ug/L	
OU5	W-PIT2-1934	5/26/21		2,6-Dinitrotoluene	<	2		ug/L	
OU5	W-PIT2-1934	5/26/21		3-Nitrotoluene	<	2		ug/L	
OU5	W-PIT2-1934	5/26/21		4-Amino-2,6-dinitrotoluene	<	2		ug/L	
OU5	W-PIT2-1934	5/26/21		4-Nitrotoluene	<	2		ug/L	
OU5	W-PIT2-1934	5/26/21		HMX	<	1		ug/L	
OU5	W-PIT2-1934	5/26/21		Nitrobenzene	<	2		ug/L	
OU5	W-PIT2-1934	5/26/21		RDX	<	1		ug/L	
OU5	W-PIT2-1934	5/26/21		TNT	<	2		ug/L	
OU5	W-PIT2-1934	5/26/21		Tritium		860	197	pCi/L	
OU5	W-PIT2-1934	5/26/21		Field Oxidation Potential (Eh)		248		mVolts	
OU5	W-PIT2-1934	5/26/21		Field pH		7.6		Units	
OU5	W-PIT2-1934	5/26/21		Field Specific Conductance		629.6		umhos/cm	
OU5	W-PIT2-1934	5/26/21		Field Temperature		21.2		Degrees C	
OU5	W-PIT2-1934	5/26/21		Total Uranium (in activity)		3.1	0.05	pCi/L	
OU5	W-PIT2-1934	5/26/21		Total Uranium (in mass)		3.5	0.011	ug/L	
OU5	W-PIT2-1934	5/26/21		Uranium 234 (in activity)		1.9	0.05	pCi/L	
OU5	W-PIT2-1934	5/26/21		Uranium 235 (in activity)		0.051	0.00036	pCi/L	
OU5	W-PIT2-1934	5/26/21		Uranium 235/238		0.006674	0.000043	atom/atom	
OU5	W-PIT2-1934	5/26/21		Uranium 236 (in activity)	<	0.0011		pCi/L	
OU5	W-PIT2-1934	5/26/21		Uranium 238 (in activity)		1.2	0.0035	pCi/L	
OU5	W-PIT2-1934	5/26/21		Uranium 238 (in mass)		3.5	0.011	ug/L	
OU5	W-PIT2-1934	5/26/21		Antimony	<	0.06		mg/L	
OU5	W-PIT2-1934	5/26/21		Arsenic		0.011		mg/L	
OU5	W-PIT2-1934	5/26/21		Barium		0.022		mg/L	
OU5	W-PIT2-1934	5/26/21		Beryllium	<	0.002		mg/L	
OU5	W-PIT2-1934	5/26/21		Cadmium	<	0.005		mg/L	
OU5	W-PIT2-1934	5/26/21		Chromium	<	0.01		mg/L	
OU5	W-PIT2-1934	5/26/21		Cobalt	<	0.02		mg/L	
OU5	W-PIT2-1934	5/26/21		Copper	<	0.01		mg/L	
OU5	W-PIT2-1934	5/26/21		Lead	<	0.003		mg/L	
OU5	W-PIT2-1934	5/26/21		Mercury	<	0.0002		mg/L	
OU5	W-PIT2-1934	5/26/21		Molybdenum	<	0.02		mg/L	
OU5	W-PIT2-1934	5/26/21		Nickel	<	0.02		mg/L	
OU5	W-PIT2-1934	5/26/21		Selenium	<	0.005		mg/L	
OU5	W-PIT2-1934	5/26/21		Silver	<	0.005		mg/L	
OU5	W-PIT2-1934	5/26/21		Thallium	<	0.005		mg/L	
OU5	W-PIT2-1934	5/26/21		Vanadium		0.057		mg/L	
OU5	W-PIT2-1934	5/26/21		Zinc	<	0.02		mg/L	
OU5	W-PIT2-1934	11/30/21		Perchlorate	<	2		ug/L	
OU5	W-PIT2-1934	11/30/21		Tritium		956	258	pCi/L	
OU5	W-PIT2-1934	11/30/21		Field Oxidation Potential (Eh)		241		mVolts	

Attachment 1. Table 1. Groundwater analytical data, Site 300, 2021.

OU	Location	Date	Sample Type	Parameter	LOS Indicator	Result	Error	Units	QA Flag
OU5	W-PIT2-1934	11/30/21		Field pH		7.34		Units	
OU5	W-PIT2-1934	11/30/21		Field Specific Conductance		613.6		umhos/cm	
OU5	W-PIT2-1934	11/30/21		Field Temperature		18.9		Degrees C	
OU5	W-PIT2-1935	5/26/21		Fluoride		0.21		mg/L	
OU5	W-PIT2-1935	5/26/21		Lithium	<	0.02		mg/L	
OU5	W-PIT2-1935	5/26/21		Nitrate (as NO3)		43		mg/L	
OU5	W-PIT2-1935	5/26/21		Perchlorate	<	4		ug/L	
OU5	W-PIT2-1935	5/26/21		1,1-Dichloroethane	<	0.5		ug/L	
OU5	W-PIT2-1935	5/26/21		1,1-Dichloroethene	<	0.5		ug/L	
OU5	W-PIT2-1935	5/26/21		1,1,1-Trichloroethane	<	0.5		ug/L	
OU5	W-PIT2-1935	5/26/21		1,1,2-Trichloroethane	<	0.5		ug/L	
OU5	W-PIT2-1935	5/26/21		1,1,2,2-Tetrachloroethane	<	0.5		ug/L	
OU5	W-PIT2-1935	5/26/21		1,2-Dichlorobenzene	<	0.5		ug/L	
OU5	W-PIT2-1935	5/26/21		1,2-Dichloroethane	<	0.5		ug/L	
OU5	W-PIT2-1935	5/26/21		1,2-Dichloroethene (total)	<	1		ug/L	
OU5	W-PIT2-1935	5/26/21		1,2-Dichloropropane	<	0.5		ug/L	
OU5	W-PIT2-1935	5/26/21		1,3-Dichlorobenzene	<	0.5		ug/L	
OU5	W-PIT2-1935	5/26/21		1,4-Dichlorobenzene	<	0.5		ug/L	
OU5	W-PIT2-1935	5/26/21		2-Chloroethylvinylether	<	10		ug/L	
OU5	W-PIT2-1935	5/26/21		Bromodichloromethane	<	0.5		ug/L	
OU5	W-PIT2-1935	5/26/21		Bromoform	<	0.5		ug/L	
OU5	W-PIT2-1935	5/26/21		Bromomethane	<	1		ug/L	
OU5	W-PIT2-1935	5/26/21		Carbon tetrachloride	<	0.5		ug/L	
OU5	W-PIT2-1935	5/26/21		Chlorobenzene	<	0.5		ug/L	
OU5	W-PIT2-1935	5/26/21		Chloroethane	<	0.5		ug/L	
OU5	W-PIT2-1935	5/26/21		Chloroform	<	0.5		ug/L	
OU5	W-PIT2-1935	5/26/21		Chloromethane	<	0.5		ug/L	
OU5	W-PIT2-1935	5/26/21		cis-1,2-Dichloroethene	<	0.5		ug/L	
OU5	W-PIT2-1935	5/26/21		cis-1,3-Dichloropropene	<	0.5		ug/L	
OU5	W-PIT2-1935	5/26/21		Dibromochloromethane	<	0.5		ug/L	
OU5	W-PIT2-1935	5/26/21		Dichlorodifluoromethane	<	0.5		ug/L	
OU5	W-PIT2-1935	5/26/21		Methylene chloride	<	1		ug/L	
OU5	W-PIT2-1935	5/26/21		Tetrachloroethene	<	0.5		ug/L	
OU5	W-PIT2-1935	5/26/21		trans-1,2-Dichloroethene	<	0.5		ug/L	
OU5	W-PIT2-1935	5/26/21		trans-1,3-Dichloropropene	<	0.5		ug/L	
OU5	W-PIT2-1935	5/26/21		Trichloroethene	<	0.5		ug/L	
OU5	W-PIT2-1935	5/26/21		Trichlorofluoromethane	<	0.5		ug/L	
OU5	W-PIT2-1935	5/26/21		Trichlorotrifluoroethane	<	0.5		ug/L	
OU5	W-PIT2-1935	5/26/21		Vinyl chloride	<	0.5		ug/L	
OU5	W-PIT2-1935	5/26/21		1,3-Dinitrobenzene	<	2		ug/L	
OU5	W-PIT2-1935	5/26/21		1,3,5-Trinitrobenzene	<	2		ug/L	
OU5	W-PIT2-1935	5/26/21		2-Amino-4,6-dinitrotoluene	<	2		ug/L	
OU5	W-PIT2-1935	5/26/21		2-Nitrotoluene	<	2		ug/L	
OU5	W-PIT2-1935	5/26/21		2,4-Dinitrotoluene	<	2		ug/L	
OU5	W-PIT2-1935	5/26/21		2,6-Dinitrotoluene	<	2		ug/L	
OU5	W-PIT2-1935	5/26/21		3-Nitrotoluene	<	2		ug/L	
OU5	W-PIT2-1935	5/26/21		4-Amino-2,6-dinitrotoluene	<	2		ug/L	
OU5	W-PIT2-1935	5/26/21		4-Nitrotoluene	<	2		ug/L	
OU5	W-PIT2-1935	5/26/21		HMX	<	1		ug/L	
OU5	W-PIT2-1935	5/26/21		Nitrobenzene	<	2		ug/L	
OU5	W-PIT2-1935	5/26/21		RDX	<	1		ug/L	
OU5	W-PIT2-1935	5/26/21		TNT	<	2		ug/L	
OU5	W-PIT2-1935	5/26/21		Tritium		1030	226	pCi/L	
OU5	W-PIT2-1935	5/26/21		Field Oxidation Potential (Eh)		2219		mVolts	
OU5	W-PIT2-1935	5/26/21		Field pH		7.52		Units	
OU5	W-PIT2-1935	5/26/21		Field Specific Conductance		624.5		umhos/cm	
OU5	W-PIT2-1935	5/26/21		Field Temperature		21.5		Degrees C	
OU5	W-PIT2-1935	5/26/21		Total Uranium (in activity)		3	0.057	pCi/L	
OU5	W-PIT2-1935	5/26/21		Total Uranium (in mass)		3.2	0.027	ug/L	
OU5	W-PIT2-1935	5/26/21		Uranium 234 (in activity)		1.9	0.056	pCi/L	
OU5	W-PIT2-1935	5/26/21		Uranium 235 (in activity)		0.049	0.00044	pCi/L	
OU5	W-PIT2-1935	5/26/21		Uranium 235/238		0.007173	0.000017	atom/atom	
OU5	W-PIT2-1935	5/26/21		Uranium 236 (in activity)	<	0.00021		pCi/L	
OU5	W-PIT2-1935	5/26/21		Uranium 238 (in activity)		1.1	0.0092	pCi/L	
OU5	W-PIT2-1935	5/26/21		Uranium 238 (in mass)		3.2	0.027	ug/L	
OU5	W-PIT2-1935	5/26/21		Antimony	<	0.06		mg/L	

Attachment 1. Table 1. Groundwater analytical data, Site 300, 2021.

OU	Location	Date	Sample Type	Parameter	LOS Indicator	Result	Error	Units	QA Flag
OU5	W-PIT2-1935	5/26/21		Arsenic		0.012		mg/L	
OU5	W-PIT2-1935	5/26/21		Barium		0.025		mg/L	
OU5	W-PIT2-1935	5/26/21		Beryllium	<	0.002		mg/L	
OU5	W-PIT2-1935	5/26/21		Cadmium	<	0.005		mg/L	
OU5	W-PIT2-1935	5/26/21		Chromium	<	0.01		mg/L	
OU5	W-PIT2-1935	5/26/21		Cobalt	<	0.02		mg/L	
OU5	W-PIT2-1935	5/26/21		Copper	<	0.01		mg/L	
OU5	W-PIT2-1935	5/26/21		Lead	<	0.003		mg/L	
OU5	W-PIT2-1935	5/26/21		Mercury	<	0.0002		mg/L	
OU5	W-PIT2-1935	5/26/21		Molybdenum	<	0.02		mg/L	
OU5	W-PIT2-1935	5/26/21		Nickel	<	0.02		mg/L	
OU5	W-PIT2-1935	5/26/21		Selenium	<	0.005		mg/L	
OU5	W-PIT2-1935	5/26/21		Silver	<	0.005		mg/L	
OU5	W-PIT2-1935	5/26/21		Thallium	<	0.005		mg/L	
OU5	W-PIT2-1935	5/26/21		Vanadium		0.054		mg/L	
OU5	W-PIT2-1935	5/26/21		Zinc	<	0.02		mg/L	
OU5	W-PIT2-1935	11/30/21		Perchlorate		2.5		ug/L	
OU5	W-PIT2-1935	11/30/21		Tritium		1110	289	pCi/L	
OU5	W-PIT2-1935	11/30/21		Field Oxidation Potential (Eh)		218		mVolts	
OU5	W-PIT2-1935	11/30/21		Field pH		7.3		Units	
OU5	W-PIT2-1935	11/30/21		Field Specific Conductance		612.1		umhos/cm	
OU5	W-PIT2-1935	11/30/21		Field Temperature		18.8		Degrees C	
OU5	W-PIT2-2226	3/22/21		Perchlorate	<	4		ug/L	
OU5	W-PIT2-2226	3/22/21		Tritium	<	100	63.8	pCi/L	
OU5	W-PIT2-2226	5/5/21		Uranium 234 and 233 (in activity)	<	0.1	0.0382	pCi/L	
OU5	W-PIT2-2226	5/5/21		Uranium 235 and 236 (in activity)	<	0.1	0.0248	pCi/L	
OU5	W-PIT2-2226	5/5/21		Uranium 238 (in activity)	<	0.1	0.0221	pCi/L	
OU5	W-PIT2-2226	5/5/21		Nitrate (as NO3)	<	1		mg/L	
OU5	W-PIT2-2226	5/5/21		Perchlorate	<	4		ug/L	
OU5	W-PIT2-2226	5/5/21		Tritium	<	100	61.7	pCi/L	
OU5	W-PIT2-2226	5/5/21		Field Oxidation Potential (Eh)		16		mVolts	
OU5	W-PIT2-2226	5/5/21		Field pH		7.59		Units	
OU5	W-PIT2-2226	5/5/21		Field Specific Conductance		718.8		umhos/cm	
OU5	W-PIT2-2226	5/5/21		Field Temperature		21		Degrees C	
OU5	W-PIT2-2226	12/1/21		Uranium 234 and 233 (in activity)	<	0.1	0.0318	pCi/L	
OU5	W-PIT2-2226	12/1/21		Uranium 235 and 236 (in activity)	<	0.1	0.0184	pCi/L	
OU5	W-PIT2-2226	12/1/21		Uranium 238 (in activity)	<	0.1	0.0232	pCi/L	
OU5	W-PIT2-2226	12/1/21		Nitrate (as NO3)	<	1		mg/L	
OU5	W-PIT2-2226	12/1/21		Perchlorate	<	2		ug/L	
OU5	W-PIT2-2226	12/1/21		Tritium	<	100	61.1	pCi/L	
OU5	W-PIT2-2226	12/1/21		Field Oxidation Potential (Eh)		-27		mVolts	
OU5	W-PIT2-2226	12/1/21		Field pH		7.85		Units	
OU5	W-PIT2-2226	12/1/21		Field Specific Conductance		713.8		umhos/cm	
OU5	W-PIT2-2226	12/1/21		Field Temperature		19.1		Degrees C	
OU5	W-PIT7-02	3/3/21		Tritium	<	100	64.3	pCi/L	
OU5	W-PIT7-02	3/3/21		Field Oxidation Potential (Eh)		222		mVolts	
OU5	W-PIT7-02	3/3/21		Field pH		8.14		Units	
OU5	W-PIT7-02	3/3/21		Field Specific Conductance		436		umhos/cm	
OU5	W-PIT7-02	3/3/21		Field Temperature		17.7		Degrees C	
OU5	W-PIT7-02	6/1/21		Uranium 234 and 233 (in activity)		1.38	0.199	pCi/L	O
OU5	W-PIT7-02	6/1/21		Uranium 235 and 236 (in activity)	<	0.1	0.0411	pCi/L	
OU5	W-PIT7-02	6/1/21		Uranium 238 (in activity)		1.21	0.178	pCi/L	O
OU5	W-PIT7-02	6/1/21		Nitrate (as NO3)	<	1		mg/L	
OU5	W-PIT7-02	6/1/21		Perchlorate	<	4		ug/L	
OU5	W-PIT7-02	6/1/21		Field Oxidation Potential (Eh)		160		mVolts	
OU5	W-PIT7-02	6/1/21		Field pH		8.5		Units	
OU5	W-PIT7-02	6/1/21		Field Specific Conductance		443		umhos/cm	
OU5	W-PIT7-02	6/1/21		Field Temperature		22.6		Degrees C	
OU5	W-PIT7-03	3/3/21		Tritium		58500	11400	pCi/L	
OU5	W-PIT7-03	3/3/21		Field Oxidation Potential (Eh)		224		mVolts	
OU5	W-PIT7-03	3/3/21		Field pH		2.65		Units	
OU5	W-PIT7-03	3/3/21		Field Specific Conductance		886.1		umhos/cm	
OU5	W-PIT7-03	3/3/21		Field Temperature		17.4		Degrees C	
OU5	W-PIT7-03	6/1/21		Uranium 234 and 233 (in activity)		17.5	1.77	pCi/L	O
OU5	W-PIT7-03	6/1/21		Uranium 235 and 236 (in activity)		0.689	0.135	pCi/L	
OU5	W-PIT7-03	6/1/21		Uranium 238 (in activity)		15.5	1.57	pCi/L	O

Attachment 1. Table 1. Groundwater analytical data, Site 300, 2021.

OU	Location	Date	Sample Type	Parameter	LOS Indicator	Result	Error	Units	QA Flag
OU5	W-PIT7-03	6/1/21		Nitrate (as NO3)		42		mg/L	
OU5	W-PIT7-03	6/1/21		Perchlorate		7.9		ug/L	
OU5	W-PIT7-03	6/1/21		1,1-Dichloroethane	<	0.5		ug/L	
OU5	W-PIT7-03	6/1/21		1,1-Dichloroethene	<	0.5		ug/L	
OU5	W-PIT7-03	6/1/21		1,1,1-Trichloroethane	<	0.5		ug/L	
OU5	W-PIT7-03	6/1/21		1,1,2-Trichloroethane	<	0.5		ug/L	
OU5	W-PIT7-03	6/1/21		1,1,2,2-Tetrachloroethane	<	0.5		ug/L	
OU5	W-PIT7-03	6/1/21		1,2-Dichlorobenzene	<	0.5		ug/L	
OU5	W-PIT7-03	6/1/21		1,2-Dichloroethane	<	0.5		ug/L	
OU5	W-PIT7-03	6/1/21		1,2-Dichloroethene (total)	<	1		ug/L	
OU5	W-PIT7-03	6/1/21		1,2-Dichloropropane	<	0.5		ug/L	
OU5	W-PIT7-03	6/1/21		1,3-Dichlorobenzene	<	0.5		ug/L	
OU5	W-PIT7-03	6/1/21		1,4-Dichlorobenzene	<	0.5		ug/L	
OU5	W-PIT7-03	6/1/21		2-Chloroethylvinylether	<	10		ug/L	
OU5	W-PIT7-03	6/1/21		Bromodichloromethane	<	0.5		ug/L	
OU5	W-PIT7-03	6/1/21		Bromoform	<	0.5		ug/L	
OU5	W-PIT7-03	6/1/21		Bromomethane	<	1		ug/L	
OU5	W-PIT7-03	6/1/21		Carbon tetrachloride	<	0.5		ug/L	
OU5	W-PIT7-03	6/1/21		Chlorobenzene	<	0.5		ug/L	
OU5	W-PIT7-03	6/1/21		Chloroethane	<	0.5		ug/L	
OU5	W-PIT7-03	6/1/21		Chloroform	<	0.5		ug/L	
OU5	W-PIT7-03	6/1/21		Chloromethane	<	0.5		ug/L	
OU5	W-PIT7-03	6/1/21		cis-1,2-Dichloroethene	<	0.5		ug/L	
OU5	W-PIT7-03	6/1/21		cis-1,3-Dichloropropene	<	0.5		ug/L	
OU5	W-PIT7-03	6/1/21		Dibromochloromethane	<	0.5		ug/L	
OU5	W-PIT7-03	6/1/21		Dichlorodifluoromethane	<	0.5		ug/L	
OU5	W-PIT7-03	6/1/21		Methylene chloride	<	1		ug/L	
OU5	W-PIT7-03	6/1/21		Tetrachloroethene	<	0.5		ug/L	
OU5	W-PIT7-03	6/1/21		trans-1,2-Dichloroethene	<	0.5		ug/L	
OU5	W-PIT7-03	6/1/21		trans-1,3-Dichloropropene	<	0.5		ug/L	
OU5	W-PIT7-03	6/1/21		Trichloroethene	<	0.5		ug/L	
OU5	W-PIT7-03	6/1/21		Trichlorofluoromethane	<	0.5		ug/L	
OU5	W-PIT7-03	6/1/21		Trichlorotrifluoroethane	<	0.5		ug/L	
OU5	W-PIT7-03	6/1/21		Vinyl chloride	<	0.5		ug/L	
OU5	W-PIT7-03	6/1/21		Field Oxidation Potential (Eh)		143		mVolts	
OU5	W-PIT7-03	6/1/21		Field pH		8.08		Units	
OU5	W-PIT7-03	6/1/21		Field Specific Conductance		281		umhos/cm	
OU5	W-PIT7-03	6/1/21	DUP	Nitrate (as NO3)		39		mg/L	
OU5	W-PIT7-03	6/1/21	DUP	Perchlorate		8.8		ug/L	
OU5	W-PIT7-03	6/1/21	DUP	1,1-Dichloroethane	<	0.5		ug/L	
OU5	W-PIT7-03	6/1/21	DUP	1,1-Dichloroethene	<	0.5		ug/L	
OU5	W-PIT7-03	6/1/21	DUP	1,1,1-Trichloroethane	<	0.5		ug/L	
OU5	W-PIT7-03	6/1/21	DUP	1,1,2-Trichloroethane	<	0.5		ug/L	
OU5	W-PIT7-03	6/1/21	DUP	1,1,2,2-Tetrachloroethane	<	0.5		ug/L	
OU5	W-PIT7-03	6/1/21	DUP	1,2-Dichlorobenzene	<	0.5		ug/L	
OU5	W-PIT7-03	6/1/21	DUP	1,2-Dichloroethane	<	0.5		ug/L	
OU5	W-PIT7-03	6/1/21	DUP	1,2-Dichloroethene (total)	<	1		ug/L	
OU5	W-PIT7-03	6/1/21	DUP	1,2-Dichloropropane	<	0.5		ug/L	
OU5	W-PIT7-03	6/1/21	DUP	1,3-Dichlorobenzene	<	0.5		ug/L	
OU5	W-PIT7-03	6/1/21	DUP	1,4-Dichlorobenzene	<	0.5		ug/L	
OU5	W-PIT7-03	6/1/21	DUP	2-Chloroethylvinylether	<	1		ug/L	
OU5	W-PIT7-03	6/1/21	DUP	Bromodichloromethane	<	0.5		ug/L	
OU5	W-PIT7-03	6/1/21	DUP	Bromoform	<	0.5		ug/L	
OU5	W-PIT7-03	6/1/21	DUP	Bromomethane	<	0.5		ug/L	
OU5	W-PIT7-03	6/1/21	DUP	Carbon tetrachloride	<	0.5		ug/L	
OU5	W-PIT7-03	6/1/21	DUP	Chlorobenzene	<	0.5		ug/L	
OU5	W-PIT7-03	6/1/21	DUP	Chloroethane	<	0.5		ug/L	
OU5	W-PIT7-03	6/1/21	DUP	Chloroform	<	0.5		ug/L	
OU5	W-PIT7-03	6/1/21	DUP	Chloromethane	<	0.5		ug/L	
OU5	W-PIT7-03	6/1/21	DUP	cis-1,2-Dichloroethene	<	0.5		ug/L	
OU5	W-PIT7-03	6/1/21	DUP	cis-1,3-Dichloropropene	<	0.5		ug/L	
OU5	W-PIT7-03	6/1/21	DUP	Dibromochloromethane	<	0.5		ug/L	
OU5	W-PIT7-03	6/1/21	DUP	Dichlorodifluoromethane	<	0.5		ug/L	
OU5	W-PIT7-03	6/1/21	DUP	Methylene chloride	<	0.5		ug/L	
OU5	W-PIT7-03	6/1/21	DUP	Tetrachloroethene	<	0.5		ug/L	
OU5	W-PIT7-03	6/1/21	DUP	trans-1,2-Dichloroethene	<	0.5		ug/L	

Attachment 1. Table 1. Groundwater analytical data, Site 300, 2021.

OU	Location	Date	Sample Type	Parameter	LOS Indicator	Result	Error	Units	QA Flag
OU5	W-PIT7-03	6/1/21	DUP	trans-1,3-Dichloropropene	<	0.5		ug/L	
OU5	W-PIT7-03	6/1/21	DUP	Trichloroethene	<	0.5		ug/L	
OU5	W-PIT7-03	6/1/21	DUP	Trichlorofluoromethane	<	0.5		ug/L	
OU5	W-PIT7-03	6/1/21	DUP	Trichlorotrifluoroethane	<	0.5		ug/L	
OU5	W-PIT7-03	6/1/21	DUP	Vinyl chloride	<	0.5		ug/L	
OU5	W-PIT7-03	12/1/21		1,1-Dichloroethane	<	0.5		ug/L	
OU5	W-PIT7-03	12/1/21		1,1-Dichloroethene	<	0.5		ug/L	
OU5	W-PIT7-03	12/1/21		1,1,1-Trichloroethane	<	0.5		ug/L	
OU5	W-PIT7-03	12/1/21		1,1,2-Trichloroethane	<	0.5		ug/L	
OU5	W-PIT7-03	12/1/21		1,1,2,2-Tetrachloroethane	<	0.5		ug/L	
OU5	W-PIT7-03	12/1/21		1,2-Dichlorobenzene	<	0.5		ug/L	
OU5	W-PIT7-03	12/1/21		1,2-Dichloroethane	<	0.5		ug/L	
OU5	W-PIT7-03	12/1/21		1,2-Dichloroethene (total)	<	1		ug/L	
OU5	W-PIT7-03	12/1/21		1,2-Dichloropropane	<	0.5		ug/L	
OU5	W-PIT7-03	12/1/21		1,3-Dichlorobenzene	<	0.5		ug/L	
OU5	W-PIT7-03	12/1/21		1,4-Dichlorobenzene	<	0.5		ug/L	
OU5	W-PIT7-03	12/1/21		2-Chloroethylvinylether	<	1		ug/L	
OU5	W-PIT7-03	12/1/21		Bromodichloromethane	<	0.5		ug/L	
OU5	W-PIT7-03	12/1/21		Bromoform	<	0.5		ug/L	
OU5	W-PIT7-03	12/1/21		Bromomethane	<	0.5		ug/L	
OU5	W-PIT7-03	12/1/21		Carbon tetrachloride	<	0.5		ug/L	
OU5	W-PIT7-03	12/1/21		Chlorobenzene	<	0.5		ug/L	
OU5	W-PIT7-03	12/1/21		Chloroethane	<	0.5		ug/L	
OU5	W-PIT7-03	12/1/21		Chloroform	<	0.5		ug/L	
OU5	W-PIT7-03	12/1/21		Chloromethane	<	0.5		ug/L	
OU5	W-PIT7-03	12/1/21		cis-1,2-Dichloroethene	<	0.5		ug/L	
OU5	W-PIT7-03	12/1/21		cis-1,3-Dichloropropene	<	0.5		ug/L	
OU5	W-PIT7-03	12/1/21		Dibromochloromethane	<	0.5		ug/L	
OU5	W-PIT7-03	12/1/21		Dichlorodifluoromethane	<	0.5		ug/L	
OU5	W-PIT7-03	12/1/21		Methylene chloride	<	0.5		ug/L	
OU5	W-PIT7-03	12/1/21		Tetrachloroethene	<	0.5		ug/L	
OU5	W-PIT7-03	12/1/21		trans-1,2-Dichloroethene	<	0.5		ug/L	
OU5	W-PIT7-03	12/1/21		trans-1,3-Dichloropropene	<	0.5		ug/L	
OU5	W-PIT7-03	12/1/21		Trichloroethene	<	0.5		ug/L	
OU5	W-PIT7-03	12/1/21		Trichlorofluoromethane	<	0.5		ug/L	
OU5	W-PIT7-03	12/1/21		Trichlorotrifluoroethane	<	0.5		ug/L	
OU5	W-PIT7-03	12/1/21		Vinyl chloride	<	0.5		ug/L	
OU5	W-PIT7-03	12/1/21		Field Oxidation Potential (Eh)		199		mVolts	
OU5	W-PIT7-03	12/1/21		Field pH		7.45		Units	
OU5	W-PIT7-03	12/1/21		Field Specific Conductance		912.3		umhos/cm	
OU5	W-PIT7-03	12/1/21		Field Temperature		17.8		Degrees C	
OU5	W-PIT7-10	6/2/21		Uranium 234 and 233 (in activity)		1.3	0.179	pCi/L	O
OU5	W-PIT7-10	6/2/21		Uranium 235 and 236 (in activity)		0.102	0.0418	pCi/L	
OU5	W-PIT7-10	6/2/21		Uranium 238 (in activity)		0.945	0.14	pCi/L	O
OU5	W-PIT7-10	6/2/21		Nitrate (as NO3)		35		mg/L	
OU5	W-PIT7-10	6/2/21		Perchlorate	<	4		ug/L	
OU5	W-PIT7-10	6/2/21		1,1-Dichloroethane	<	0.5		ug/L	
OU5	W-PIT7-10	6/2/21		1,1-Dichloroethene	<	0.5		ug/L	
OU5	W-PIT7-10	6/2/21		1,1,1-Trichloroethane	<	0.5		ug/L	
OU5	W-PIT7-10	6/2/21		1,1,2-Trichloroethane	<	0.5		ug/L	
OU5	W-PIT7-10	6/2/21		1,1,2,2-Tetrachloroethane	<	0.5		ug/L	
OU5	W-PIT7-10	6/2/21		1,2-Dichlorobenzene	<	0.5		ug/L	
OU5	W-PIT7-10	6/2/21		1,2-Dichloroethane	<	0.5		ug/L	
OU5	W-PIT7-10	6/2/21		1,2-Dichloroethene (total)	<	1		ug/L	
OU5	W-PIT7-10	6/2/21		1,2-Dichloropropane	<	0.5		ug/L	
OU5	W-PIT7-10	6/2/21		1,3-Dichlorobenzene	<	0.5		ug/L	
OU5	W-PIT7-10	6/2/21		1,4-Dichlorobenzene	<	0.5		ug/L	
OU5	W-PIT7-10	6/2/21		2-Chloroethylvinylether	<	1		ug/L	
OU5	W-PIT7-10	6/2/21		Bromodichloromethane	<	0.5		ug/L	
OU5	W-PIT7-10	6/2/21		Bromoform	<	0.5		ug/L	
OU5	W-PIT7-10	6/2/21		Bromomethane	<	0.5		ug/L	
OU5	W-PIT7-10	6/2/21		Carbon tetrachloride	<	0.5		ug/L	
OU5	W-PIT7-10	6/2/21		Chlorobenzene	<	0.5		ug/L	
OU5	W-PIT7-10	6/2/21		Chloroethane	<	0.5		ug/L	
OU5	W-PIT7-10	6/2/21		Chloroform	<	0.5		ug/L	
OU5	W-PIT7-10	6/2/21		Chloromethane	<	0.5		ug/L	

Attachment 1. Table 1. Groundwater analytical data, Site 300, 2021.

OU	Location	Date	Sample Type	Parameter	LOS Indicator	Result	Error	Units	QA Flag
OU5	W-PIT7-10	6/2/21		cis-1,2-Dichloroethene	<	0.5		ug/L	
OU5	W-PIT7-10	6/2/21		cis-1,3-Dichloropropene	<	0.5		ug/L	
OU5	W-PIT7-10	6/2/21		Dibromochloromethane	<	0.5		ug/L	
OU5	W-PIT7-10	6/2/21		Dichlorodifluoromethane	<	0.5		ug/L	
OU5	W-PIT7-10	6/2/21		Methylene chloride	<	0.5		ug/L	
OU5	W-PIT7-10	6/2/21		Tetrachloroethene	<	0.5		ug/L	
OU5	W-PIT7-10	6/2/21		trans-1,2-Dichloroethene	<	0.5		ug/L	
OU5	W-PIT7-10	6/2/21		trans-1,3-Dichloropropene	<	0.5		ug/L	
OU5	W-PIT7-10	6/2/21		Trichloroethene	<	0.5		ug/L	
OU5	W-PIT7-10	6/2/21		Trichlorofluoromethane	<	0.5		ug/L	
OU5	W-PIT7-10	6/2/21		Trichlorotrifluoroethane	<	0.5		ug/L	L
OU5	W-PIT7-10	6/2/21		Vinyl chloride	<	0.5		ug/L	
OU5	W-PIT7-10	6/2/21		Tritium	<	100	59.1	pCi/L	
OU5	W-PIT7-10	6/2/21		Field Oxidation Potential (Eh)		163		mVolts	
OU5	W-PIT7-10	6/2/21		Field pH		8.38		Units	
OU5	W-PIT7-10	6/2/21		Field Specific Conductance		563		umhos/cm	
OU5	W-PIT7-10	6/2/21		Field Temperature		21.8		Degrees C	
OU5	W-PIT7-10	11/18/21		Tritium	<	100	63.7	pCi/L	
OU5	W-PIT7-10	11/18/21		Field Oxidation Potential (Eh)		66		mVolts	
OU5	W-PIT7-10	11/18/21		Field pH		7.83		Units	
OU5	W-PIT7-10	11/18/21		Field Specific Conductance		546		umhos/cm	
OU5	W-PIT7-10	11/18/21		Field Temperature		18.7		Degrees C	
OU5	W-PIT7-12	6/16/21		Uranium 234 and 233 (in activity)		1.51	0.182	pCi/L	
OU5	W-PIT7-12	6/16/21		Uranium 235 and 236 (in activity)	<	0.1	0.027	pCi/L	
OU5	W-PIT7-12	6/16/21		Uranium 238 (in activity)		0.977	0.131	pCi/L	
OU5	W-PIT7-12	6/16/21		Nitrate (as NO3)		38		mg/L	H
OU5	W-PIT7-12	6/16/21		Perchlorate	<	4		ug/L	
OU5	W-PIT7-12	6/16/21		1,1-Dichloroethane	<	0.5		ug/L	
OU5	W-PIT7-12	6/16/21		1,1-Dichloroethene	<	0.5		ug/L	
OU5	W-PIT7-12	6/16/21		1,1,1-Trichloroethane	<	0.5		ug/L	
OU5	W-PIT7-12	6/16/21		1,1,2-Trichloroethane	<	0.5		ug/L	
OU5	W-PIT7-12	6/16/21		1,1,2,2-Tetrachloroethane	<	0.5		ug/L	
OU5	W-PIT7-12	6/16/21		1,2-Dichlorobenzene	<	0.5		ug/L	
OU5	W-PIT7-12	6/16/21		1,2-Dichloroethane	<	0.5		ug/L	
OU5	W-PIT7-12	6/16/21		1,2-Dichloroethene (total)	<	1		ug/L	
OU5	W-PIT7-12	6/16/21		1,2-Dichloropropane	<	0.5		ug/L	
OU5	W-PIT7-12	6/16/21		1,3-Dichlorobenzene	<	0.5		ug/L	
OU5	W-PIT7-12	6/16/21		1,4-Dichlorobenzene	<	0.5		ug/L	
OU5	W-PIT7-12	6/16/21		2-Chloroethylvinylether	<	1		ug/L	L
OU5	W-PIT7-12	6/16/21		Bromodichloromethane	<	0.5		ug/L	
OU5	W-PIT7-12	6/16/21		Bromoform	<	0.5		ug/L	
OU5	W-PIT7-12	6/16/21		Bromomethane	<	0.5		ug/L	
OU5	W-PIT7-12	6/16/21		Carbon tetrachloride	<	0.5		ug/L	
OU5	W-PIT7-12	6/16/21		Chlorobenzene	<	0.5		ug/L	
OU5	W-PIT7-12	6/16/21		Chloroethane	<	0.5		ug/L	
OU5	W-PIT7-12	6/16/21		Chloroform	<	0.5		ug/L	
OU5	W-PIT7-12	6/16/21		Chloromethane	<	0.5		ug/L	
OU5	W-PIT7-12	6/16/21		cis-1,2-Dichloroethene	<	0.5		ug/L	
OU5	W-PIT7-12	6/16/21		cis-1,3-Dichloropropene	<	0.5		ug/L	
OU5	W-PIT7-12	6/16/21		Dibromochloromethane	<	0.5		ug/L	
OU5	W-PIT7-12	6/16/21		Dichlorodifluoromethane	<	0.5		ug/L	
OU5	W-PIT7-12	6/16/21		Methylene chloride	<	0.5		ug/L	
OU5	W-PIT7-12	6/16/21		Tetrachloroethene	<	0.5		ug/L	
OU5	W-PIT7-12	6/16/21		trans-1,2-Dichloroethene	<	0.5		ug/L	
OU5	W-PIT7-12	6/16/21		trans-1,3-Dichloropropene	<	0.5		ug/L	
OU5	W-PIT7-12	6/16/21		Trichloroethene	<	0.5		ug/L	
OU5	W-PIT7-12	6/16/21		Trichlorofluoromethane	<	0.5		ug/L	
OU5	W-PIT7-12	6/16/21		Trichlorotrifluoroethane	<	0.5		ug/L	
OU5	W-PIT7-12	6/16/21		Vinyl chloride	<	0.5		ug/L	
OU5	W-PIT7-12	6/16/21		Tritium		1310	281	pCi/L	
OU5	W-PIT7-12	6/16/21		Field Oxidation Potential (Eh)		83		mVolts	
OU5	W-PIT7-12	6/16/21		Field pH		7.91		Units	
OU5	W-PIT7-12	6/16/21		Field Specific Conductance		768.7		umhos/cm	
OU5	W-PIT7-12	6/16/21		Field Temperature		21.9		Degrees C	
OU5	W-PIT7-12	12/7/21		Perchlorate	<	2		ug/L	
OU5	W-PIT7-12	12/7/21		Tritium		1710	512	pCi/L	

Attachment 1. Table 1. Groundwater analytical data, Site 300, 2021.

OU	Location	Date	Sample Type	Parameter	LOS Indicator	Result	Error	Units	QA Flag
OU5	W-PIT7-12	12/7/21		Field Oxidation Potential (Eh)		165		mVolts	
OU5	W-PIT7-12	12/7/21		Field pH		7.84		Units	
OU5	W-PIT7-12	12/7/21		Field Specific Conductance		767.6		umhos/cm	
OU5	W-PIT7-12	12/7/21		Field Temperature		17.7		Degrees C	
OU5	W-PIT7-13	4/28/21		Uranium 234 and 233 (in activity)		6.78	0.687	pCi/L	
OU5	W-PIT7-13	4/28/21		Uranium 235 and 236 (in activity)		0.231	0.0649	pCi/L	
OU5	W-PIT7-13	4/28/21		Uranium 238 (in activity)		4.41	0.466	pCi/L	
OU5	W-PIT7-13	4/28/21		Nitrate (as NO3)	<	0.5		mg/L	
OU5	W-PIT7-13	4/28/21		1,1-Dichloroethane	<	0.5		ug/L	
OU5	W-PIT7-13	4/28/21		1,1-Dichloroethene	<	0.5		ug/L	
OU5	W-PIT7-13	4/28/21		1,1,1-Trichloroethane	<	0.5		ug/L	
OU5	W-PIT7-13	4/28/21		1,1,2-Trichloroethane	<	0.5		ug/L	
OU5	W-PIT7-13	4/28/21		1,1,2,2-Tetrachloroethane	<	0.5		ug/L	
OU5	W-PIT7-13	4/28/21		1,2-Dichlorobenzene	<	0.5		ug/L	
OU5	W-PIT7-13	4/28/21		1,2-Dichloroethane	<	0.5		ug/L	
OU5	W-PIT7-13	4/28/21		1,2-Dichloroethene (total)	<	1		ug/L	
OU5	W-PIT7-13	4/28/21		1,2-Dichloropropane	<	0.5		ug/L	
OU5	W-PIT7-13	4/28/21		1,3-Dichlorobenzene	<	0.5		ug/L	
OU5	W-PIT7-13	4/28/21		1,4-Dichlorobenzene	<	0.5		ug/L	
OU5	W-PIT7-13	4/28/21		2-Chloroethylvinylether	<	1		ug/L	
OU5	W-PIT7-13	4/28/21		Bromodichloromethane	<	0.5		ug/L	
OU5	W-PIT7-13	4/28/21		Bromoform	<	0.5		ug/L	
OU5	W-PIT7-13	4/28/21		Bromomethane	<	0.5		ug/L	
OU5	W-PIT7-13	4/28/21		Carbon tetrachloride	<	0.5		ug/L	
OU5	W-PIT7-13	4/28/21		Chlorobenzene	<	0.5		ug/L	
OU5	W-PIT7-13	4/28/21		Chloroethane	<	0.5		ug/L	
OU5	W-PIT7-13	4/28/21		Chloroform	<	0.5		ug/L	
OU5	W-PIT7-13	4/28/21		Chloromethane	<	0.5		ug/L	
OU5	W-PIT7-13	4/28/21		cis-1,2-Dichloroethene	<	0.5		ug/L	
OU5	W-PIT7-13	4/28/21		cis-1,3-Dichloropropene	<	0.5		ug/L	
OU5	W-PIT7-13	4/28/21		Dibromochloromethane	<	0.5		ug/L	
OU5	W-PIT7-13	4/28/21		Dichlorodifluoromethane	<	0.5		ug/L	
OU5	W-PIT7-13	4/28/21		Methylene chloride	<	0.5		ug/L	
OU5	W-PIT7-13	4/28/21		Tetrachloroethene	<	0.5		ug/L	
OU5	W-PIT7-13	4/28/21		trans-1,2-Dichloroethene	<	0.5		ug/L	
OU5	W-PIT7-13	4/28/21		trans-1,3-Dichloropropene	<	0.5		ug/L	
OU5	W-PIT7-13	4/28/21		Trichloroethene	<	0.5		ug/L	
OU5	W-PIT7-13	4/28/21		Trichlorofluoromethane	<	0.5		ug/L	
OU5	W-PIT7-13	4/28/21		Trichlorotrifluoroethane	<	0.5		ug/L	
OU5	W-PIT7-13	4/28/21		Vinyl chloride	<	0.5		ug/L	
OU5	W-PIT7-13	4/28/21		Tritium		25200	4890	pCi/L	
OU5	W-PIT7-13	4/28/21		Field Oxidation Potential (Eh)		-146		mVolts	
OU5	W-PIT7-13	4/28/21		Field pH		7.44		Units	
OU5	W-PIT7-13	4/28/21		Field Specific Conductance		726.4		umhos/cm	
OU5	W-PIT7-13	4/28/21		Field Temperature		18.8		Degrees C	
OU5	W-PIT7-13	4/28/21	DUP	Uranium 234 and 233 (in activity)		6.3	1.1	pCi/L	
OU5	W-PIT7-13	4/28/21	DUP	Uranium 235 and 236 (in activity)		0.25	0.1	pCi/L	B
OU5	W-PIT7-13	4/28/21	DUP	Uranium 238 (in activity)		4.32	0.79	pCi/L	
OU5	W-PIT7-13	4/28/21	DUP	Nitrate (as NO3)	<	1		mg/L	
OU5	W-PIT7-13	4/28/21	DUP	Perchlorate	<	4		ug/L	
OU5	W-PIT7-13	4/28/21	DUP	1,1-Dichloroethane	<	0.5		ug/L	
OU5	W-PIT7-13	4/28/21	DUP	1,1-Dichloroethene	<	0.5		ug/L	
OU5	W-PIT7-13	4/28/21	DUP	1,1,1-Trichloroethane	<	0.5		ug/L	
OU5	W-PIT7-13	4/28/21	DUP	1,1,2-Trichloroethane	<	0.5		ug/L	
OU5	W-PIT7-13	4/28/21	DUP	1,1,2,2-Tetrachloroethane	<	0.5		ug/L	
OU5	W-PIT7-13	4/28/21	DUP	1,2-Dichlorobenzene	<	0.5		ug/L	
OU5	W-PIT7-13	4/28/21	DUP	1,2-Dichloroethane	<	0.5		ug/L	
OU5	W-PIT7-13	4/28/21	DUP	1,2-Dichloroethene (total)	<	1		ug/L	
OU5	W-PIT7-13	4/28/21	DUP	1,2-Dichloropropane	<	0.5		ug/L	
OU5	W-PIT7-13	4/28/21	DUP	1,3-Dichlorobenzene	<	0.5		ug/L	
OU5	W-PIT7-13	4/28/21	DUP	1,4-Dichlorobenzene	<	0.5		ug/L	
OU5	W-PIT7-13	4/28/21	DUP	2-Chloroethylvinylether	<	1		ug/L	L
OU5	W-PIT7-13	4/28/21	DUP	Bromodichloromethane	<	0.5		ug/L	
OU5	W-PIT7-13	4/28/21	DUP	Bromoform	<	0.5		ug/L	
OU5	W-PIT7-13	4/28/21	DUP	Bromomethane	<	0.5		ug/L	
OU5	W-PIT7-13	4/28/21	DUP	Carbon tetrachloride	<	0.5		ug/L	

Attachment 1. Table 1. Groundwater analytical data, Site 300, 2021.

OU	Location	Date	Sample Type	Parameter	LOS Indicator	Result	Error	Units	QA Flag
OU5	W-PIT7-13	4/28/21	DUP	Chlorobenzene	<	0.5		ug/L	
OU5	W-PIT7-13	4/28/21	DUP	Chloroethane	<	0.5		ug/L	
OU5	W-PIT7-13	4/28/21	DUP	Chloroform	<	0.5		ug/L	
OU5	W-PIT7-13	4/28/21	DUP	Chloromethane	<	0.5		ug/L	
OU5	W-PIT7-13	4/28/21	DUP	cis-1,2-Dichloroethene	<	0.5		ug/L	
OU5	W-PIT7-13	4/28/21	DUP	cis-1,3-Dichloropropene	<	0.5		ug/L	
OU5	W-PIT7-13	4/28/21	DUP	Dibromochloromethane	<	0.5		ug/L	
OU5	W-PIT7-13	4/28/21	DUP	Dichlorodifluoromethane	<	0.5		ug/L	
OU5	W-PIT7-13	4/28/21	DUP	Methylene chloride	<	0.5		ug/L	
OU5	W-PIT7-13	4/28/21	DUP	Tetrachloroethene	<	0.5		ug/L	
OU5	W-PIT7-13	4/28/21	DUP	trans-1,2-Dichloroethene	<	0.5		ug/L	
OU5	W-PIT7-13	4/28/21	DUP	trans-1,3-Dichloropropene	<	0.5		ug/L	
OU5	W-PIT7-13	4/28/21	DUP	Trichloroethene	<	0.5		ug/L	
OU5	W-PIT7-13	4/28/21	DUP	Trichlorofluoromethane	<	0.5		ug/L	
OU5	W-PIT7-13	4/28/21	DUP	Trichlorotrifluoroethane	<	0.5		ug/L	
OU5	W-PIT7-13	4/28/21	DUP	Vinyl chloride	<	0.5		ug/L	
OU5	W-PIT7-13	4/28/21	DUP	Tritium		27600	4200	pCi/L	
OU5	W-PIT7-13	12/9/21		Tritium		28500	5540	pCi/L	
OU5	W-PIT7-13	12/9/21		Field Oxidation Potential (Eh)		62		mVolts	
OU5	W-PIT7-13	12/9/21		Field pH		7.68		Units	
OU5	W-PIT7-13	12/9/21		Field Specific Conductance		754		umhos/cm	
OU5	W-PIT7-13	12/9/21		Field Temperature		17.8		Degrees C	
OU5	W-PIT7-13	12/9/21	DUP	Tritium		26900	4100	pCi/L	O
OU5	W-PIT7-14	6/24/21		Uranium 234 and 233 (in activity)	<	0.1	0.0683	pCi/L	
OU5	W-PIT7-14	6/24/21		Uranium 235 and 236 (in activity)	<	0.1	0.0476	pCi/L	
OU5	W-PIT7-14	6/24/21		Uranium 238 (in activity)	<	0.1	0.0436	pCi/L	
OU5	W-PIT7-14	6/24/21		Perchlorate	<	2		ug/L	
OU5	W-PIT7-14	6/24/21		Tritium	<	100	61.6	pCi/L	
OU5	W-PIT7-14	6/24/21		Field Oxidation Potential (Eh)		49		mVolts	
OU5	W-PIT7-14	6/24/21		Field pH		10.1		Units	
OU5	W-PIT7-14	6/24/21		Field Specific Conductance		347.2		umhos/cm	
OU5	W-PIT7-14	6/24/21		Field Temperature		20.4		Degrees C	
OU5	W-PIT7-14	6/24/21		Total Uranium (in activity)		0.41	0.0082	pCi/L	
OU5	W-PIT7-14	6/24/21		Total Uranium (in mass)		0.47	0.0015	ug/L	
OU5	W-PIT7-14	6/24/21		Uranium 234 (in activity)		0.25	0.0082	pCi/L	
OU5	W-PIT7-14	6/24/21		Uranium 235 (in activity)		0.0073	0.000025	pCi/L	
OU5	W-PIT7-14	6/24/21		Uranium 235/238		0.0072571	0.0000083	atom/atom	
OU5	W-PIT7-14	6/24/21		Uranium 236 (in activity)	<	0.00003		pCi/L	
OU5	W-PIT7-14	6/24/21		Uranium 238 (in activity)		0.16	0.00051	pCi/L	
OU5	W-PIT7-14	6/24/21		Uranium 238 (in mass)		0.47	0.0015	ug/L	
OU5	W-PIT7-15	6/7/21		Nitrate (as NO3)	<	1		mg/L	
OU5	W-PIT7-15	6/7/21		Perchlorate	<	4		ug/L	
OU5	W-PIT7-15	6/7/21		Tritium	<	100	125	pCi/L	
OU5	W-PIT7-15	6/7/21		Field Oxidation Potential (Eh)		112		mVolts	
OU5	W-PIT7-15	6/7/21		Field pH		7.43		Units	
OU5	W-PIT7-15	6/7/21		Field Specific Conductance		770.8		umhos/cm	
OU5	W-PIT7-15	6/7/21		Field Temperature		19.3		Degrees C	
OU5	W-PIT7-15	6/7/21		Total Uranium (in activity)		0.058	0.0019	pCi/L	
OU5	W-PIT7-15	6/7/21		Total Uranium (in mass)		0.063	0.0004	ug/L	
OU5	W-PIT7-15	6/7/21		Uranium 234 (in activity)		0.036	0.0019	pCi/L	
OU5	W-PIT7-15	6/7/21		Uranium 234/238		0.0000926	0.0000048	atom/atom	
OU5	W-PIT7-15	6/7/21		Uranium 235 (in activity)		0.00097	0.0000083	pCi/L	
OU5	W-PIT7-15	6/7/21		Uranium 235/238		0.007236	0.000041	atom/atom	
OU5	W-PIT7-15	6/7/21		Uranium 236 (in activity)	<	0.00002		pCi/L	
OU5	W-PIT7-15	6/7/21		Uranium 236/238	<	0.000005		atom/atom	
OU5	W-PIT7-15	6/7/21		Uranium 238 (in activity)		0.021	0.00013	pCi/L	
OU5	W-PIT7-15	6/7/21		Uranium 238 (in mass)		0.062	0.0004	ug/L	
OU5	W-PIT7-16	5/24/21		Uranium 234 and 233 (in activity)	<	0.1	0.0542	pCi/L	O
OU5	W-PIT7-16	5/24/21		Uranium 235 and 236 (in activity)	<	0.1	0.021	pCi/L	
OU5	W-PIT7-16	5/24/21		Uranium 238 (in activity)	<	0.1	0.027	pCi/L	O
OU5	W-PIT7-16	5/24/21		Nitrate (as NO3)	<	0.5		mg/L	
OU5	W-PIT7-16	5/24/21		Perchlorate	<	4		ug/L	
OU5	W-PIT7-16	5/24/21		1,3-Dinitrobenzene	<	2		ug/L	
OU5	W-PIT7-16	5/24/21		1,3,5-Trinitrobenzene	<	2		ug/L	
OU5	W-PIT7-16	5/24/21		2-Amino-4,6-dinitrotoluene	<	2		ug/L	
OU5	W-PIT7-16	5/24/21		2-Nitrotoluene	<	2		ug/L	

Attachment 1. Table 1. Groundwater analytical data, Site 300, 2021.

OU	Location	Date	Sample Type	Parameter	LOS Indicator	Result	Error	Units	QA Flag
OU5	W-PIT7-16	5/24/21		2,4-Dinitrotoluene	<	2		ug/L	
OU5	W-PIT7-16	5/24/21		2,6-Dinitrotoluene	<	2		ug/L	
OU5	W-PIT7-16	5/24/21		3-Nitrotoluene	<	2		ug/L	
OU5	W-PIT7-16	5/24/21		4-Amino-2,6-dinitrotoluene	<	2		ug/L	
OU5	W-PIT7-16	5/24/21		4-Nitrotoluene	<	2		ug/L	
OU5	W-PIT7-16	5/24/21		HMX	<	1		ug/L	
OU5	W-PIT7-16	5/24/21		Nitrobenzene	<	2		ug/L	
OU5	W-PIT7-16	5/24/21		RDX	<	1		ug/L	
OU5	W-PIT7-16	5/24/21		Tetryl	<	2		ug/L	
OU5	W-PIT7-16	5/24/21		TNT	<	2		ug/L	
OU5	W-PIT7-16	5/24/21		Tritium	<	100	55.3	pCi/L	
OU5	W-PIT7-16	5/24/21		Field Oxidation Potential (Eh)		35		mVolts	
OU5	W-PIT7-16	5/24/21		Field pH		7.44		Units	
OU5	W-PIT7-16	5/24/21		Field Specific Conductance		602.6		umhos/cm	
OU5	W-PIT7-16	5/24/21		Field Temperature		19.3		Degrees C	
OU5	W-PIT7-1904	4/29/21		Ortho-Phosphate	<	1		mg/L	
OU5	W-PIT7-1904	4/29/21		Field Oxidation Potential (Eh)		82		mVolts	
OU5	W-PIT7-1904	4/29/21		Field pH		7.39		Units	
OU5	W-PIT7-1904	4/29/21		Field Specific Conductance		922		umhos/cm	
OU5	W-PIT7-1904	4/29/21		Field Temperature		19.3		Degrees C	
OU5	W-PIT7-1907	4/29/21		Uranium 234 and 233 (in activity)	<	0.1	0.0732	pCi/L	
OU5	W-PIT7-1907	4/29/21		Uranium 235 and 236 (in activity)	<	0.1	0.0336	pCi/L	
OU5	W-PIT7-1907	4/29/21		Uranium 238 (in activity)		0.296	0.0847	pCi/L	
OU5	W-PIT7-1907	4/29/21		Ortho-Phosphate	<	5		mg/L	D
OU5	W-PIT7-1907	4/29/21		Field Oxidation Potential (Eh)		121		mVolts	
OU5	W-PIT7-1907	4/29/21		Field pH		7.3		Units	
OU5	W-PIT7-1907	4/29/21		Field Specific Conductance		1085		umhos/cm	
OU5	W-PIT7-1907	4/29/21		Field Temperature		20.1		Degrees C	
OU5	W-PIT7-1915	4/29/21		Uranium 234 and 233 (in activity)	<	0.1	0.0576	pCi/L	
OU5	W-PIT7-1915	4/29/21		Uranium 235 and 236 (in activity)	<	0.1	0.0345	pCi/L	
OU5	W-PIT7-1915	4/29/21		Uranium 238 (in activity)	<	0.1	0.0474	pCi/L	
OU5	W-PIT7-1915	4/29/21		Ortho-Phosphate		9.7		mg/L	D
OU5	W-PIT7-1915	4/29/21		Field Oxidation Potential (Eh)		107		mVolts	
OU5	W-PIT7-1915	4/29/21		Field pH		7.23		Units	
OU5	W-PIT7-1915	4/29/21		Field Specific Conductance		1430		umhos/cm	
OU5	W-PIT7-1915	4/29/21		Field Temperature		20.6		Degrees C	
OU5	W-PIT7-1917	4/29/21		Uranium 234 and 233 (in activity)		20.9	2.45	pCi/L	
OU5	W-PIT7-1917	4/29/21		Uranium 235 and 236 (in activity)		1.26	0.237	pCi/L	
OU5	W-PIT7-1917	4/29/21		Uranium 238 (in activity)		48.8	5.58	pCi/L	
OU5	W-PIT7-1917	4/29/21		Ortho-Phosphate		1.5		mg/L	
OU5	W-PIT7-1917	4/29/21		Field Oxidation Potential (Eh)		112		mVolts	
OU5	W-PIT7-1917	4/29/21		Field pH		7.18		Units	
OU5	W-PIT7-1917	4/29/21		Field Specific Conductance		1012		umhos/cm	
OU5	W-PIT7-1917	4/29/21		Field Temperature		19.7		Degrees C	
OU5	W-PIT7-1918	4/29/21		Nitrate (as NO3)		37		mg/L	
OU5	W-PIT7-1918	4/29/21		Ortho-Phosphate	<	1		mg/L	
OU5	W-PIT7-1918	4/29/21		Perchlorate		9.2		ug/L	
OU5	W-PIT7-1918	4/29/21		1,1-Dichloroethane	<	0.5		ug/L	
OU5	W-PIT7-1918	4/29/21		1,1-Dichloroethene	<	0.5		ug/L	
OU5	W-PIT7-1918	4/29/21		1,1,1-Trichloroethane	<	0.5		ug/L	
OU5	W-PIT7-1918	4/29/21		1,1,2-Trichloroethane	<	0.5		ug/L	
OU5	W-PIT7-1918	4/29/21		1,1,2,2-Tetrachloroethane	<	0.5		ug/L	
OU5	W-PIT7-1918	4/29/21		1,2-Dichlorobenzene	<	0.5		ug/L	
OU5	W-PIT7-1918	4/29/21		1,2-Dichloroethane	<	0.5		ug/L	
OU5	W-PIT7-1918	4/29/21		1,2-Dichloroethene (total)	<	1		ug/L	
OU5	W-PIT7-1918	4/29/21		1,2-Dichloropropane	<	0.5		ug/L	
OU5	W-PIT7-1918	4/29/21		1,3-Dichlorobenzene	<	0.5		ug/L	
OU5	W-PIT7-1918	4/29/21		1,4-Dichlorobenzene	<	0.5		ug/L	
OU5	W-PIT7-1918	4/29/21		2-Chloroethylvinylether	<	10		ug/L	
OU5	W-PIT7-1918	4/29/21		Bromodichloromethane	<	0.5		ug/L	
OU5	W-PIT7-1918	4/29/21		Bromoform	<	0.5		ug/L	
OU5	W-PIT7-1918	4/29/21		Bromomethane	<	1		ug/L	
OU5	W-PIT7-1918	4/29/21		Carbon tetrachloride	<	0.5		ug/L	
OU5	W-PIT7-1918	4/29/21		Chlorobenzene	<	0.5		ug/L	
OU5	W-PIT7-1918	4/29/21		Chloroethane	<	0.5		ug/L	
OU5	W-PIT7-1918	4/29/21		Chloroform	<	0.5		ug/L	

Attachment 1. Table 1. Groundwater analytical data, Site 300, 2021.

OU	Location	Date	Sample Type	Parameter	LOS Indicator	Result	Error	Units	QA Flag
OU5	W-PIT7-1918	4/29/21		Chloromethane	<	0.5		ug/L	
OU5	W-PIT7-1918	4/29/21		cis-1,2-Dichloroethene	<	0.5		ug/L	
OU5	W-PIT7-1918	4/29/21		cis-1,3-Dichloropropene	<	0.5		ug/L	
OU5	W-PIT7-1918	4/29/21		Dibromochloromethane	<	0.5		ug/L	
OU5	W-PIT7-1918	4/29/21		Dichlorodifluoromethane	<	0.5		ug/L	
OU5	W-PIT7-1918	4/29/21		Methylene chloride	<	1		ug/L	
OU5	W-PIT7-1918	4/29/21		Tetrachloroethene	<	0.5		ug/L	
OU5	W-PIT7-1918	4/29/21		trans-1,2-Dichloroethene	<	0.5		ug/L	
OU5	W-PIT7-1918	4/29/21		trans-1,3-Dichloropropene	<	0.5		ug/L	
OU5	W-PIT7-1918	4/29/21		Trichloroethene	<	0.5		ug/L	
OU5	W-PIT7-1918	4/29/21		Trichlorofluoromethane	<	0.5		ug/L	
OU5	W-PIT7-1918	4/29/21		Trichlorotrifluoroethane	<	0.5		ug/L	
OU5	W-PIT7-1918	4/29/21		Vinyl chloride	<	0.5		ug/L	
OU5	W-PIT7-1918	4/29/21		Tritium		29700	5770	pCi/L	
OU5	W-PIT7-1918	4/29/21		Field Oxidation Potential (Eh)		115		mVolts	
OU5	W-PIT7-1918	4/29/21		Field pH		7.19		Units	
OU5	W-PIT7-1918	4/29/21		Field Specific Conductance		949.6		umhos/cm	
OU5	W-PIT7-1918	4/29/21		Field Temperature		20.9		Degrees C	
OU5	W-PIT7-1918	4/29/21		Total Uranium (in activity)		48	0.43	pCi/L	
OU5	W-PIT7-1918	4/29/21		Total Uranium (in mass)		95	0.41	ug/L	
OU5	W-PIT7-1918	4/29/21		Uranium 234 (in activity)		15	0.41	pCi/L	
OU5	W-PIT7-1918	4/29/21		Uranium 235 (in activity)		0.75	0.007	pCi/L	
OU5	W-PIT7-1918	4/29/21		Uranium 235/238		0.003675	0.00003	atom/atom	
OU5	W-PIT7-1918	4/29/21		Uranium 236 (in activity)		0.13	0.00013	pCi/L	
OU5	W-PIT7-1918	4/29/21		Uranium 238 (in activity)		32	0.14	pCi/L	
OU5	W-PIT7-1918	4/29/21		Uranium 238 (in mass)		95	0.41	ug/L	
OU5	W-PIT7-1918	11/23/21		Perchlorate		8.4		ug/L	
OU5	W-PIT7-1918	11/23/21		1,1-Dichloroethane	<	0.5		ug/L	
OU5	W-PIT7-1918	11/23/21		1,1-Dichloroethene	<	0.5		ug/L	
OU5	W-PIT7-1918	11/23/21		1,1,1-Trichloroethane	<	0.5		ug/L	
OU5	W-PIT7-1918	11/23/21		1,1,2-Trichloroethane	<	0.5		ug/L	
OU5	W-PIT7-1918	11/23/21		1,1,2,2-Tetrachloroethane	<	0.5		ug/L	
OU5	W-PIT7-1918	11/23/21		1,2-Dichlorobenzene	<	0.5		ug/L	
OU5	W-PIT7-1918	11/23/21		1,2-Dichloroethane	<	0.5		ug/L	
OU5	W-PIT7-1918	11/23/21		1,2-Dichloroethene (total)	<	1		ug/L	
OU5	W-PIT7-1918	11/23/21		1,2-Dichloropropane	<	0.5		ug/L	
OU5	W-PIT7-1918	11/23/21		1,3-Dichlorobenzene	<	0.5		ug/L	
OU5	W-PIT7-1918	11/23/21		1,4-Dichlorobenzene	<	0.5		ug/L	
OU5	W-PIT7-1918	11/23/21		2-Chloroethylvinylether	<	10		ug/L	
OU5	W-PIT7-1918	11/23/21		Bromodichloromethane	<	0.5		ug/L	
OU5	W-PIT7-1918	11/23/21		Bromoform	<	0.5		ug/L	
OU5	W-PIT7-1918	11/23/21		Bromomethane	<	1		ug/L	
OU5	W-PIT7-1918	11/23/21		Carbon tetrachloride	<	0.5		ug/L	
OU5	W-PIT7-1918	11/23/21		Chlorobenzene	<	0.5		ug/L	
OU5	W-PIT7-1918	11/23/21		Chloroethane	<	0.5		ug/L	
OU5	W-PIT7-1918	11/23/21		Chloroform	<	0.5		ug/L	
OU5	W-PIT7-1918	11/23/21		Chloromethane	<	0.5		ug/L	
OU5	W-PIT7-1918	11/23/21		cis-1,2-Dichloroethene	<	0.5		ug/L	
OU5	W-PIT7-1918	11/23/21		cis-1,3-Dichloropropene	<	0.5		ug/L	
OU5	W-PIT7-1918	11/23/21		Dibromochloromethane	<	0.5		ug/L	
OU5	W-PIT7-1918	11/23/21		Dichlorodifluoromethane	<	0.5		ug/L	
OU5	W-PIT7-1918	11/23/21		Methylene chloride	<	1		ug/L	
OU5	W-PIT7-1918	11/23/21		Tetrachloroethene	<	0.5		ug/L	
OU5	W-PIT7-1918	11/23/21		trans-1,2-Dichloroethene	<	0.5		ug/L	
OU5	W-PIT7-1918	11/23/21		trans-1,3-Dichloropropene	<	0.5		ug/L	
OU5	W-PIT7-1918	11/23/21		Trichloroethene	<	0.5		ug/L	
OU5	W-PIT7-1918	11/23/21		Trichlorofluoromethane	<	0.5		ug/L	
OU5	W-PIT7-1918	11/23/21		Trichlorotrifluoroethane	<	0.5		ug/L	
OU5	W-PIT7-1918	11/23/21		Vinyl chloride	<	0.5		ug/L	
OU5	W-PIT7-1918	11/23/21		Tritium		32700	5000	pCi/L	O
OU5	W-PIT7-1918	11/23/21		Field Oxidation Potential (Eh)		236		mVolts	
OU5	W-PIT7-1918	11/23/21		Field pH		6.58		Units	
OU5	W-PIT7-1918	11/23/21		Field Specific Conductance		1293		umhos/cm	
OU5	W-PIT7-1918	11/23/21		Field Temperature		16.6		Degrees C	
OU5	W-PIT7-1918	11/23/21	DUP	Perchlorate		9.2		ug/L	
OU5	W-PIT7-1918	11/23/21	DUP	1,1-Dichloroethane	<	0.5		ug/L	H

Attachment 1. Table 1. Groundwater analytical data, Site 300, 2021.

OU	Location	Date	Sample Type	Parameter	LOS Indicator	Result	Error	Units	QA Flag
OU5	W-PIT7-1918	11/23/21	DUP	1,1-Dichloroethene	<	0.5		ug/L	H
OU5	W-PIT7-1918	11/23/21	DUP	1,1,1-Trichloroethane	<	0.5		ug/L	H
OU5	W-PIT7-1918	11/23/21	DUP	1,1,2-Trichloroethane	<	0.5		ug/L	H
OU5	W-PIT7-1918	11/23/21	DUP	1,1,2,2-Tetrachloroethane	<	0.5		ug/L	H
OU5	W-PIT7-1918	11/23/21	DUP	1,2-Dichlorobenzene	<	0.5		ug/L	H
OU5	W-PIT7-1918	11/23/21	DUP	1,2-Dichloroethane	<	0.5		ug/L	H
OU5	W-PIT7-1918	11/23/21	DUP	1,2-Dichloroethene (total)	<	1		ug/L	H
OU5	W-PIT7-1918	11/23/21	DUP	1,2-Dichloropropane	<	0.5		ug/L	H
OU5	W-PIT7-1918	11/23/21	DUP	1,3-Dichlorobenzene	<	0.5		ug/L	H
OU5	W-PIT7-1918	11/23/21	DUP	1,4-Dichlorobenzene	<	0.5		ug/L	H
OU5	W-PIT7-1918	11/23/21	DUP	2-Chloroethylvinylether	<	1		ug/L	H
OU5	W-PIT7-1918	11/23/21	DUP	Bromodichloromethane	<	0.5		ug/L	H
OU5	W-PIT7-1918	11/23/21	DUP	Bromoform	<	0.5		ug/L	H
OU5	W-PIT7-1918	11/23/21	DUP	Bromomethane	<	0.5		ug/L	H
OU5	W-PIT7-1918	11/23/21	DUP	Carbon tetrachloride	<	0.5		ug/L	H
OU5	W-PIT7-1918	11/23/21	DUP	Chlorobenzene	<	0.5		ug/L	H
OU5	W-PIT7-1918	11/23/21	DUP	Chloroethane	<	0.5		ug/L	H
OU5	W-PIT7-1918	11/23/21	DUP	Chloroform	<	0.5		ug/L	H
OU5	W-PIT7-1918	11/23/21	DUP	Chloromethane	<	0.5		ug/L	H
OU5	W-PIT7-1918	11/23/21	DUP	cis-1,2-Dichloroethene	<	0.5		ug/L	H
OU5	W-PIT7-1918	11/23/21	DUP	cis-1,3-Dichloropropene	<	0.5		ug/L	H
OU5	W-PIT7-1918	11/23/21	DUP	Dibromochloromethane	<	0.5		ug/L	H
OU5	W-PIT7-1918	11/23/21	DUP	Dichlorodifluoromethane	<	0.5		ug/L	H
OU5	W-PIT7-1918	11/23/21	DUP	Methylene chloride	<	0.5		ug/L	H
OU5	W-PIT7-1918	11/23/21	DUP	Tetrachloroethene	<	0.5		ug/L	H
OU5	W-PIT7-1918	11/23/21	DUP	trans-1,2-Dichloroethene	<	0.5		ug/L	H
OU5	W-PIT7-1918	11/23/21	DUP	trans-1,3-Dichloropropene	<	0.5		ug/L	H
OU5	W-PIT7-1918	11/23/21	DUP	Trichloroethene	<	0.5		ug/L	H
OU5	W-PIT7-1918	11/23/21	DUP	Trichlorofluoromethane	<	0.5		ug/L	H
OU5	W-PIT7-1918	11/23/21	DUP	Trichlorotrifluoroethane	<	0.5		ug/L	H
OU5	W-PIT7-1918	11/23/21	DUP	Vinyl chloride	<	0.5		ug/L	H
OU5	W-PIT7-1918	12/6/21		Tritium		34200	6740	pCi/L	
OU5	W-PIT7-1918	12/6/21		Field Oxidation Potential (Eh)		58		mVolts	
OU5	W-PIT7-1918	12/6/21		Field pH		7.4		Units	
OU5	W-PIT7-1918	12/6/21		Field Specific Conductance		935		umhos/cm	
OU5	W-PIT7-1918	12/6/21		Field Temperature		17.2		Degrees C	
OU5	W-PIT7-2141	6/24/21		Nitrate (as NO3)		32		mg/L	
OU5	W-PIT7-2141	6/24/21		Perchlorate		3.5		ug/L	
OU5	W-PIT7-2141	6/24/21		Tritium		10400	2040	pCi/L	
OU5	W-PIT7-2141	6/24/21		Field Oxidation Potential (Eh)		106		mVolts	
OU5	W-PIT7-2141	6/24/21		Field pH		7.59		Units	
OU5	W-PIT7-2141	6/24/21		Field Specific Conductance		673.2		umhos/cm	
OU5	W-PIT7-2141	6/24/21		Field Temperature		21.2		Degrees C	
OU5	W-PIT7-2141	6/24/21		Total Uranium (in activity)		5	0.04	pCi/L	D
OU5	W-PIT7-2141	6/24/21		Total Uranium (in mass)		5.7	0.04	ug/L	
OU5	W-PIT7-2141	6/24/21		Uranium 234 (in activity)		3	0.038	pCi/L	
OU5	W-PIT7-2141	6/24/21		Uranium 234/238		0.00008522	0.00000089	atom/atom	D
OU5	W-PIT7-2141	6/24/21		Uranium 235 (in activity)		0.089	0.00075	pCi/L	
OU5	W-PIT7-2141	6/24/21		Uranium 235/238		0.007224	0.000033	atom/atom	
OU5	W-PIT7-2141	6/24/21		Uranium 236 (in activity)	<	0.00037		pCi/L	
OU5	W-PIT7-2141	6/24/21		Uranium 236/238	<	0.000001		atom/atom	D
OU5	W-PIT7-2141	6/24/21		Uranium 238 (in activity)		1.9	0.013	pCi/L	
OU5	W-PIT7-2141	6/24/21		Uranium 238 (in mass)		5.7	0.04	ug/L	
OU5	W-PIT7-2141	12/9/21		Perchlorate		3.2		ug/L	
OU5	W-PIT7-2141	12/9/21		Perchlorate	<	2		ug/L	H
OU5	W-PIT7-2141	12/9/21		Tritium		10700	2090	pCi/L	
OU5	W-PIT7-2141	12/9/21		Field Oxidation Potential (Eh)		126		mVolts	
OU5	W-PIT7-2141	12/9/21		Field pH		7.66		Units	
OU5	W-PIT7-2141	12/9/21		Field Specific Conductance		674.7		umhos/cm	
OU5	W-PIT7-2141	12/9/21		Field Temperature		19.1		Degrees C	
OU5	W-PIT7-2305	1/5/21		Uranium 234 and 233 (in activity)		6.31	0.825	pCi/L	O
OU5	W-PIT7-2305	1/5/21		Uranium 235 and 236 (in activity)		0.386	0.12	pCi/L	
OU5	W-PIT7-2305	1/5/21		Uranium 238 (in activity)		6.29	0.821	pCi/L	
OU5	W-PIT7-2305	1/5/21		Tritium		26700	5190	pCi/L	
OU5	W-PIT7-2305	4/7/21		Uranium 234 and 233 (in activity)		5.53	0.573	pCi/L	
OU5	W-PIT7-2305	4/7/21		Uranium 235 and 236 (in activity)		0.24	0.0635	pCi/L	

Attachment 1. Table 1. Groundwater analytical data, Site 300, 2021.

OU	Location	Date	Sample Type	Parameter	LOS Indicator	Result	Error	Units	QA Flag
OU5	W-PIT7-2305	4/7/21		Uranium 238 (in activity)		5.28	0.548	pCi/L	
OU5	W-PIT7-2305	4/7/21		Nitrate (as NO3)		50		mg/L	
OU5	W-PIT7-2305	4/7/21		Perchlorate		9.8		ug/L	
OU5	W-PIT7-2305	4/7/21		1,1-Dichloroethane	<	0.5		ug/L	
OU5	W-PIT7-2305	4/7/21		1,1-Dichloroethene	<	0.5		ug/L	
OU5	W-PIT7-2305	4/7/21		1,1,1-Trichloroethane	<	0.5		ug/L	
OU5	W-PIT7-2305	4/7/21		1,1,2-Trichloroethane	<	0.5		ug/L	
OU5	W-PIT7-2305	4/7/21		1,1,2,2-Tetrachloroethane	<	0.5		ug/L	
OU5	W-PIT7-2305	4/7/21		1,2-Dichlorobenzene	<	0.5		ug/L	
OU5	W-PIT7-2305	4/7/21		1,2-Dichloroethane	<	0.5		ug/L	
OU5	W-PIT7-2305	4/7/21		1,2-Dichloroethene (total)	<	1		ug/L	
OU5	W-PIT7-2305	4/7/21		1,2-Dichloropropane	<	0.5		ug/L	
OU5	W-PIT7-2305	4/7/21		1,3-Dichlorobenzene	<	0.5		ug/L	
OU5	W-PIT7-2305	4/7/21		1,4-Dichlorobenzene	<	0.5		ug/L	
OU5	W-PIT7-2305	4/7/21		2-Chloroethylvinylether	<	10		ug/L	
OU5	W-PIT7-2305	4/7/21		Bromodichloromethane	<	0.5		ug/L	
OU5	W-PIT7-2305	4/7/21		Bromoform	<	0.5		ug/L	
OU5	W-PIT7-2305	4/7/21		Bromomethane	<	1		ug/L	
OU5	W-PIT7-2305	4/7/21		Carbon tetrachloride	<	0.5		ug/L	
OU5	W-PIT7-2305	4/7/21		Chlorobenzene	<	0.5		ug/L	
OU5	W-PIT7-2305	4/7/21		Chloroethane	<	0.5		ug/L	
OU5	W-PIT7-2305	4/7/21		Chloroform	<	0.5		ug/L	
OU5	W-PIT7-2305	4/7/21		Chloromethane	<	0.5		ug/L	
OU5	W-PIT7-2305	4/7/21		cis-1,2-Dichloroethene	<	0.5		ug/L	
OU5	W-PIT7-2305	4/7/21		cis-1,3-Dichloropropene	<	0.5		ug/L	
OU5	W-PIT7-2305	4/7/21		Dibromochloromethane	<	0.5		ug/L	
OU5	W-PIT7-2305	4/7/21		Dichlorodifluoromethane	<	0.5		ug/L	
OU5	W-PIT7-2305	4/7/21		Methylene chloride	<	1		ug/L	
OU5	W-PIT7-2305	4/7/21		Tetrachloroethene	<	0.5		ug/L	
OU5	W-PIT7-2305	4/7/21		trans-1,2-Dichloroethene	<	0.5		ug/L	
OU5	W-PIT7-2305	4/7/21		trans-1,3-Dichloropropene	<	0.5		ug/L	
OU5	W-PIT7-2305	4/7/21		Trichloroethene	<	0.5		ug/L	
OU5	W-PIT7-2305	4/7/21		Trichlorofluoromethane	<	0.5		ug/L	
OU5	W-PIT7-2305	4/7/21		Trichlorotrifluoroethane	<	0.5		ug/L	
OU5	W-PIT7-2305	4/7/21		Vinyl chloride	<	0.5		ug/L	
OU5	W-PIT7-2305	4/7/21		Tritium		23200	4510	pCi/L	
OU5	W-PIT7-2305	7/14/21		Uranium 234 and 233 (in activity)		5.34	0.676	pCi/L	O
OU5	W-PIT7-2305	7/14/21		Uranium 235 and 236 (in activity)		0.264	0.0915	pCi/L	
OU5	W-PIT7-2305	7/14/21		Uranium 238 (in activity)		5.27	0.667	pCi/L	LO
OU5	W-PIT7-2305	7/14/21		Tritium		20800	4040	pCi/L	
OU5	W-PIT7-2305	12/8/21		Uranium 234 and 233 (in activity)		5.98	0.651	pCi/L	
OU5	W-PIT7-2305	12/8/21		Uranium 235 and 236 (in activity)		0.32	0.0824	pCi/L	
OU5	W-PIT7-2305	12/8/21		Uranium 238 (in activity)		5.85	0.636	pCi/L	
OU5	W-PIT7-2305	12/8/21		Nitrate (as NO3)		54		mg/L	
OU5	W-PIT7-2305	12/8/21		Perchlorate		12		ug/L	H
OU5	W-PIT7-2305	12/8/21		1,1-Dichloroethane	<	0.5		ug/L	
OU5	W-PIT7-2305	12/8/21		1,1-Dichloroethene	<	0.5		ug/L	
OU5	W-PIT7-2305	12/8/21		1,1,1-Trichloroethane	<	0.5		ug/L	
OU5	W-PIT7-2305	12/8/21		1,1,2-Trichloroethane	<	0.5		ug/L	
OU5	W-PIT7-2305	12/8/21		1,1,2,2-Tetrachloroethane	<	0.5		ug/L	
OU5	W-PIT7-2305	12/8/21		1,2-Dichlorobenzene	<	0.5		ug/L	
OU5	W-PIT7-2305	12/8/21		1,2-Dichloroethane	<	0.5		ug/L	
OU5	W-PIT7-2305	12/8/21		1,2-Dichloroethene (total)	<	1		ug/L	
OU5	W-PIT7-2305	12/8/21		1,2-Dichloropropane	<	0.5		ug/L	
OU5	W-PIT7-2305	12/8/21		1,3-Dichlorobenzene	<	0.5		ug/L	
OU5	W-PIT7-2305	12/8/21		1,4-Dichlorobenzene	<	0.5		ug/L	
OU5	W-PIT7-2305	12/8/21		2-Chloroethylvinylether	<	10		ug/L	
OU5	W-PIT7-2305	12/8/21		Bromodichloromethane	<	0.5		ug/L	
OU5	W-PIT7-2305	12/8/21		Bromoform	<	0.5		ug/L	
OU5	W-PIT7-2305	12/8/21		Bromomethane	<	1		ug/L	
OU5	W-PIT7-2305	12/8/21		Carbon tetrachloride	<	0.5		ug/L	
OU5	W-PIT7-2305	12/8/21		Chlorobenzene	<	0.5		ug/L	
OU5	W-PIT7-2305	12/8/21		Chloroethane	<	0.5		ug/L	
OU5	W-PIT7-2305	12/8/21		Chloroform	<	0.5		ug/L	
OU5	W-PIT7-2305	12/8/21		Chloromethane	<	0.5		ug/L	
OU5	W-PIT7-2305	12/8/21		cis-1,2-Dichloroethene	<	0.5		ug/L	

Attachment 1. Table 1. Groundwater analytical data, Site 300, 2021.

OU	Location	Date	Sample Type	Parameter	LOS Indicator	Result	Error	Units	QA Flag
OU5	W-PIT7-2305	12/8/21		cis-1,3-Dichloropropene	<	0.5		ug/L	
OU5	W-PIT7-2305	12/8/21		Dibromochloromethane	<	0.5		ug/L	
OU5	W-PIT7-2305	12/8/21		Dichlorodifluoromethane	<	0.5		ug/L	
OU5	W-PIT7-2305	12/8/21		Methylene chloride	<	1		ug/L	
OU5	W-PIT7-2305	12/8/21		Tetrachloroethene	<	0.5		ug/L	
OU5	W-PIT7-2305	12/8/21		trans-1,2-Dichloroethene	<	0.5		ug/L	
OU5	W-PIT7-2305	12/8/21		trans-1,3-Dichloropropene	<	0.5		ug/L	
OU5	W-PIT7-2305	12/8/21		Trichloroethene	<	0.5		ug/L	
OU5	W-PIT7-2305	12/8/21		Trichlorofluoromethane	<	0.5		ug/L	
OU5	W-PIT7-2305	12/8/21		Trichlorotrifluoroethane	<	0.5		ug/L	
OU5	W-PIT7-2305	12/8/21		Vinyl chloride	<	0.5		ug/L	
OU5	W-PIT7-2305	12/8/21		Tritium		30300	6060	pCi/L	
OU5	W-PIT7-2305	12/8/21		Total Uranium (in activity)		13	0.14	pCi/L	D
OU5	W-PIT7-2305	12/8/21		Total Uranium (in mass)		18	0.076	ug/L	D
OU5	W-PIT7-2305	12/8/21		Uranium 234 (in activity)		6.4	0.13	pCi/L	D
OU5	W-PIT7-2305	12/8/21		Uranium 234/238		0.0000584	0.0000012	atom/atom	D
OU5	W-PIT7-2305	12/8/21		Uranium 235 (in activity)		0.27	0.0015	pCi/L	D
OU5	W-PIT7-2305	12/8/21		Uranium 235/238		0.007071	0.000026	atom/atom	D
OU5	W-PIT7-2305	12/8/21		Uranium 236 (in activity)	<	0.0022		pCi/L	D
OU5	W-PIT7-2305	12/8/21		Uranium 236/238	<	0.0000019		atom/atom	D
OU5	W-PIT7-2305	12/8/21		Uranium 238 (in activity)		5.9	0.025	pCi/L	D
OU5	W-PIT7-2305	12/8/21		Uranium 238 (in mass)		18	0.076	ug/L	D
OU5	W-PIT7-2307	3/22/21		Uranium 234 and 233 (in activity)		8.94	0.953	pCi/L	
OU5	W-PIT7-2307	3/22/21		Uranium 235 and 236 (in activity)		0.45	0.102	pCi/L	
OU5	W-PIT7-2307	3/22/21		Uranium 238 (in activity)		8.25	0.884	pCi/L	
OU5	W-PIT7-2307	3/22/21		Tritium		29400	5710	pCi/L	
OU5	W-PIT7-2307	4/7/21		Uranium 234 and 233 (in activity)		8.88	0.928	pCi/L	
OU5	W-PIT7-2307	4/7/21		Uranium 235 and 236 (in activity)		0.377	0.0884	pCi/L	
OU5	W-PIT7-2307	4/7/21		Uranium 238 (in activity)		7.81	0.823	pCi/L	
OU5	W-PIT7-2307	4/7/21		Nitrate (as NO3)		40		mg/L	
OU5	W-PIT7-2307	4/7/21		Perchlorate		7.9		ug/L	
OU5	W-PIT7-2307	4/7/21		1,1-Dichloroethane	<	0.5		ug/L	
OU5	W-PIT7-2307	4/7/21		1,1-Dichloroethene		0.73		ug/L	
OU5	W-PIT7-2307	4/7/21		1,1,1-Trichloroethane	<	0.5		ug/L	
OU5	W-PIT7-2307	4/7/21		1,1,2-Trichloroethane	<	0.5		ug/L	
OU5	W-PIT7-2307	4/7/21		1,1,2,2-Tetrachloroethane	<	0.5		ug/L	
OU5	W-PIT7-2307	4/7/21		1,2-Dichlorobenzene	<	0.5		ug/L	
OU5	W-PIT7-2307	4/7/21		1,2-Dichloroethane	<	0.5		ug/L	
OU5	W-PIT7-2307	4/7/21		1,2-Dichloroethene (total)	<	1		ug/L	
OU5	W-PIT7-2307	4/7/21		1,2-Dichloropropane	<	0.5		ug/L	
OU5	W-PIT7-2307	4/7/21		1,3-Dichlorobenzene	<	0.5		ug/L	
OU5	W-PIT7-2307	4/7/21		1,4-Dichlorobenzene	<	0.5		ug/L	
OU5	W-PIT7-2307	4/7/21		2-Chloroethylvinylether	<	10		ug/L	
OU5	W-PIT7-2307	4/7/21		Bromodichloromethane	<	0.5		ug/L	
OU5	W-PIT7-2307	4/7/21		Bromoform	<	0.5		ug/L	
OU5	W-PIT7-2307	4/7/21		Bromomethane	<	1		ug/L	
OU5	W-PIT7-2307	4/7/21		Carbon tetrachloride	<	0.5		ug/L	
OU5	W-PIT7-2307	4/7/21		Chlorobenzene	<	0.5		ug/L	
OU5	W-PIT7-2307	4/7/21		Chloroethane	<	0.5		ug/L	
OU5	W-PIT7-2307	4/7/21		Chloroform	<	0.5		ug/L	
OU5	W-PIT7-2307	4/7/21		Chloromethane	<	0.5		ug/L	
OU5	W-PIT7-2307	4/7/21		cis-1,2-Dichloroethene	<	0.5		ug/L	
OU5	W-PIT7-2307	4/7/21		cis-1,3-Dichloropropene	<	0.5		ug/L	
OU5	W-PIT7-2307	4/7/21		Dibromochloromethane	<	0.5		ug/L	
OU5	W-PIT7-2307	4/7/21		Dichlorodifluoromethane	<	0.5		ug/L	
OU5	W-PIT7-2307	4/7/21		Methylene chloride	<	1		ug/L	
OU5	W-PIT7-2307	4/7/21		Tetrachloroethene	<	0.5		ug/L	
OU5	W-PIT7-2307	4/7/21		trans-1,2-Dichloroethene	<	0.5		ug/L	
OU5	W-PIT7-2307	4/7/21		trans-1,3-Dichloropropene	<	0.5		ug/L	
OU5	W-PIT7-2307	4/7/21		Trichloroethene		2.4		ug/L	
OU5	W-PIT7-2307	4/7/21		Trichlorofluoromethane	<	0.5		ug/L	
OU5	W-PIT7-2307	4/7/21		Trichlorotrifluoroethane	<	0.5		ug/L	
OU5	W-PIT7-2307	4/7/21		Vinyl chloride	<	0.5		ug/L	
OU5	W-PIT7-2307	4/7/21		Tritium		28400	5530	pCi/L	
OU5	W-PIT7-2307	7/26/21		Uranium 234 and 233 (in activity)		8.28	1.01	pCi/L	O
OU5	W-PIT7-2307	7/26/21		Uranium 235 and 236 (in activity)		0.339	0.12	pCi/L	L

Attachment 1. Table 1. Groundwater analytical data, Site 300, 2021.

OU	Location	Date	Sample Type	Parameter	LOS Indicator	Result	Error	Units	QA Flag
OU5	W-PIT7-2307	7/26/21		Uranium 238 (in activity)		7.46	0.92	pCi/L	O
OU5	W-PIT7-2307	7/26/21		Tritium		27000	5240	pCi/L	
OU5	W-PIT7-2307	12/8/21		Uranium 234 and 233 (in activity)		7.19	0.736	pCi/L	
OU5	W-PIT7-2307	12/8/21		Uranium 235 and 236 (in activity)		0.324	0.0768	pCi/L	
OU5	W-PIT7-2307	12/8/21		Uranium 238 (in activity)		6.67	0.686	pCi/L	
OU5	W-PIT7-2307	12/8/21		Nitrate (as NO3)		38		mg/L	
OU5	W-PIT7-2307	12/8/21		Perchlorate		9.2		ug/L	H
OU5	W-PIT7-2307	12/8/21		1,1-Dichloroethane	<	0.5		ug/L	
OU5	W-PIT7-2307	12/8/21		1,1-Dichloroethene		1		ug/L	
OU5	W-PIT7-2307	12/8/21		1,1,1-Trichloroethane	<	0.5		ug/L	
OU5	W-PIT7-2307	12/8/21		1,1,2-Trichloroethane	<	0.5		ug/L	
OU5	W-PIT7-2307	12/8/21		1,1,2,2-Tetrachloroethane	<	0.5		ug/L	
OU5	W-PIT7-2307	12/8/21		1,2-Dichlorobenzene	<	0.5		ug/L	
OU5	W-PIT7-2307	12/8/21		1,2-Dichloroethane	<	0.5		ug/L	
OU5	W-PIT7-2307	12/8/21		1,2-Dichloroethene (total)	<	1		ug/L	
OU5	W-PIT7-2307	12/8/21		1,2-Dichloropropane	<	0.5		ug/L	
OU5	W-PIT7-2307	12/8/21		1,3-Dichlorobenzene	<	0.5		ug/L	
OU5	W-PIT7-2307	12/8/21		1,4-Dichlorobenzene	<	0.5		ug/L	
OU5	W-PIT7-2307	12/8/21		2-Chloroethylvinylether	<	10		ug/L	
OU5	W-PIT7-2307	12/8/21		Bromodichloromethane	<	0.5		ug/L	
OU5	W-PIT7-2307	12/8/21		Bromoform	<	0.5		ug/L	
OU5	W-PIT7-2307	12/8/21		Bromomethane	<	1		ug/L	
OU5	W-PIT7-2307	12/8/21		Carbon tetrachloride	<	0.5		ug/L	
OU5	W-PIT7-2307	12/8/21		Chlorobenzene	<	0.5		ug/L	
OU5	W-PIT7-2307	12/8/21		Chloroethane	<	0.5		ug/L	
OU5	W-PIT7-2307	12/8/21		Chloroform	<	0.5		ug/L	
OU5	W-PIT7-2307	12/8/21		Chloromethane	<	0.5		ug/L	
OU5	W-PIT7-2307	12/8/21		cis-1,2-Dichloroethene	<	0.5		ug/L	
OU5	W-PIT7-2307	12/8/21		cis-1,3-Dichloropropene	<	0.5		ug/L	
OU5	W-PIT7-2307	12/8/21		Dibromochloromethane	<	0.5		ug/L	
OU5	W-PIT7-2307	12/8/21		Dichlorodifluoromethane	<	0.5		ug/L	
OU5	W-PIT7-2307	12/8/21		Methylene chloride	<	1		ug/L	
OU5	W-PIT7-2307	12/8/21		Tetrachloroethene	<	0.5		ug/L	
OU5	W-PIT7-2307	12/8/21		trans-1,2-Dichloroethene	<	0.5		ug/L	
OU5	W-PIT7-2307	12/8/21		trans-1,3-Dichloropropene	<	0.5		ug/L	
OU5	W-PIT7-2307	12/8/21		Trichloroethene		3		ug/L	
OU5	W-PIT7-2307	12/8/21		Trichlorofluoromethane	<	0.5		ug/L	
OU5	W-PIT7-2307	12/8/21		Trichlorotrifluoroethane	<	0.5		ug/L	
OU5	W-PIT7-2307	12/8/21		Vinyl chloride	<	0.5		ug/L	
OU5	W-PIT7-2307	12/8/21		Tritium		32100	6400	pCi/L	
OU5	W-PIT7-2307	12/8/21		Total Uranium (in activity)		15	0.31	pCi/L	D
OU5	W-PIT7-2307	12/8/21		Total Uranium (in mass)		21	0.08	ug/L	D
OU5	W-PIT7-2307	12/8/21		Uranium 234 (in activity)		7.8	0.31	pCi/L	D
OU5	W-PIT7-2307	12/8/21		Uranium 234/238		0.0000603	0.0000024	atom/atom	D
OU5	W-PIT7-2307	12/8/21		Uranium 235 (in activity)		0.3	0.0016	pCi/L	D
OU5	W-PIT7-2307	12/8/21		Uranium 235/238		0.006726	0.000023	atom/atom	D
OU5	W-PIT7-2307	12/8/21		Uranium 236 (in activity)		0.0049	0.0021	pCi/L	D
OU5	W-PIT7-2307	12/8/21		Uranium 236/238		0.0000036	0.0000024	atom/atom	D
OU5	W-PIT7-2307	12/8/21		Uranium 238 (in activity)		7	0.027	pCi/L	D
OU5	W-PIT7-2307	12/8/21		Uranium 238 (in mass)		21	0.08	ug/L	D
OU5	W-PIT7-2703	1/5/21		Uranium 234 and 233 (in activity)		50	8	pCi/L	
OU5	W-PIT7-2703	1/5/21		Uranium 235 and 236 (in activity)		2.41	0.566	pCi/L	
OU5	W-PIT7-2703	1/5/21		Uranium 238 (in activity)		49.2	7.88	pCi/L	
OU5	W-PIT7-2703	1/5/21		Nitrate (as NO3)		45		mg/L	H
OU5	W-PIT7-2703	1/5/21		Tritium		64200	12500	pCi/L	
OU5	W-PIT7-2703	4/7/21		Uranium 234 and 233 (in activity)		53.6	5.74	pCi/L	
OU5	W-PIT7-2703	4/7/21		Uranium 235 and 236 (in activity)		2.42	0.352	pCi/L	
OU5	W-PIT7-2703	4/7/21		Uranium 238 (in activity)		51.7	5.55	pCi/L	
OU5	W-PIT7-2703	4/7/21		Nitrate (as NO3)		41		mg/L	D
OU5	W-PIT7-2703	4/7/21		Perchlorate		6.6		ug/L	
OU5	W-PIT7-2703	4/7/21		1,1-Dichloroethane	<	0.5		ug/L	
OU5	W-PIT7-2703	4/7/21		1,1-Dichloroethene	<	0.5		ug/L	
OU5	W-PIT7-2703	4/7/21		1,1,1-Trichloroethane	<	0.5		ug/L	
OU5	W-PIT7-2703	4/7/21		1,1,2-Trichloroethane	<	0.5		ug/L	
OU5	W-PIT7-2703	4/7/21		1,1,2,2-Tetrachloroethane	<	0.5		ug/L	
OU5	W-PIT7-2703	4/7/21		1,2-Dichlorobenzene	<	0.5		ug/L	

Attachment 1. Table 1. Groundwater analytical data, Site 300, 2021.

OU	Location	Date	Sample Type	Parameter	LOS Indicator	Result	Error	Units	QA Flag
OU5	W-PIT7-2703	4/7/21		1,2-Dichloroethane	<	0.5		ug/L	
OU5	W-PIT7-2703	4/7/21		1,2-Dichloroethene (total)	<	1		ug/L	
OU5	W-PIT7-2703	4/7/21		1,2-Dichloropropane	<	0.5		ug/L	
OU5	W-PIT7-2703	4/7/21		1,3-Dichlorobenzene	<	0.5		ug/L	
OU5	W-PIT7-2703	4/7/21		1,4-Dichlorobenzene	<	0.5		ug/L	
OU5	W-PIT7-2703	4/7/21		2-Chloroethylvinylether	<	10		ug/L	
OU5	W-PIT7-2703	4/7/21		Bromodichloromethane	<	0.5		ug/L	
OU5	W-PIT7-2703	4/7/21		Bromoform	<	0.5		ug/L	
OU5	W-PIT7-2703	4/7/21		Bromomethane	<	1		ug/L	
OU5	W-PIT7-2703	4/7/21		Carbon tetrachloride	<	0.5		ug/L	
OU5	W-PIT7-2703	4/7/21		Chlorobenzene	<	0.5		ug/L	
OU5	W-PIT7-2703	4/7/21		Chloroethane	<	0.5		ug/L	
OU5	W-PIT7-2703	4/7/21		Chloroform	<	0.5		ug/L	
OU5	W-PIT7-2703	4/7/21		Chloromethane	<	0.5		ug/L	
OU5	W-PIT7-2703	4/7/21		cis-1,2-Dichloroethene	<	0.5		ug/L	
OU5	W-PIT7-2703	4/7/21		cis-1,3-Dichloropropene	<	0.5		ug/L	
OU5	W-PIT7-2703	4/7/21		Dibromochloromethane	<	0.5		ug/L	
OU5	W-PIT7-2703	4/7/21		Dichlorodifluoromethane	<	0.5		ug/L	
OU5	W-PIT7-2703	4/7/21		Methylene chloride	<	1		ug/L	
OU5	W-PIT7-2703	4/7/21		Tetrachloroethene	<	0.5		ug/L	
OU5	W-PIT7-2703	4/7/21		trans-1,2-Dichloroethene	<	0.5		ug/L	
OU5	W-PIT7-2703	4/7/21		trans-1,3-Dichloropropene	<	0.5		ug/L	
OU5	W-PIT7-2703	4/7/21		Trichloroethene	<	0.5		ug/L	
OU5	W-PIT7-2703	4/7/21		Trichlorofluoromethane	<	0.5		ug/L	
OU5	W-PIT7-2703	4/7/21		Trichlorotrifluoroethane	<	0.5		ug/L	
OU5	W-PIT7-2703	4/7/21		Vinyl chloride	<	0.5		ug/L	
OU5	W-PIT7-2703	4/7/21		Tritium		60000	11700	pCi/L	
OU5	W-PIT7-2703	7/20/21		Uranium 234 and 233 (in activity)		51.3	6.36	pCi/L	O
OU5	W-PIT7-2703	7/20/21		Uranium 235 and 236 (in activity)		2.18	0.392	pCi/L	
OU5	W-PIT7-2703	7/20/21		Uranium 238 (in activity)		51.4	6.37	pCi/L	LO
OU5	W-PIT7-2703	7/20/21		Tritium		58900	11500	pCi/L	
OU5	W-PIT7-2703	12/8/21		Uranium 234 and 233 (in activity)		58.6	7.86	pCi/L	
OU5	W-PIT7-2703	12/8/21		Uranium 235 and 236 (in activity)		3.36	0.58	pCi/L	
OU5	W-PIT7-2703	12/8/21		Uranium 238 (in activity)		59.4	7.96	pCi/L	
OU5	W-PIT7-2703	12/8/21		Perchlorate		8.2		ug/L	H
OU5	W-PIT7-2703	12/8/21		1,1-Dichloroethane	<	0.5		ug/L	
OU5	W-PIT7-2703	12/8/21		1,1-Dichloroethene	<	0.5		ug/L	
OU5	W-PIT7-2703	12/8/21		1,1,1-Trichloroethane	<	0.5		ug/L	
OU5	W-PIT7-2703	12/8/21		1,1,2-Trichloroethane	<	0.5		ug/L	
OU5	W-PIT7-2703	12/8/21		1,1,2,2-Tetrachloroethane	<	0.5		ug/L	
OU5	W-PIT7-2703	12/8/21		1,2-Dichlorobenzene	<	0.5		ug/L	
OU5	W-PIT7-2703	12/8/21		1,2-Dichloroethane	<	0.5		ug/L	
OU5	W-PIT7-2703	12/8/21		1,2-Dichloroethene (total)	<	1		ug/L	
OU5	W-PIT7-2703	12/8/21		1,2-Dichloropropane	<	0.5		ug/L	
OU5	W-PIT7-2703	12/8/21		1,3-Dichlorobenzene	<	0.5		ug/L	
OU5	W-PIT7-2703	12/8/21		1,4-Dichlorobenzene	<	0.5		ug/L	
OU5	W-PIT7-2703	12/8/21		2-Chloroethylvinylether	<	10		ug/L	
OU5	W-PIT7-2703	12/8/21		Bromodichloromethane	<	0.5		ug/L	
OU5	W-PIT7-2703	12/8/21		Bromoform	<	0.5		ug/L	
OU5	W-PIT7-2703	12/8/21		Bromomethane	<	1		ug/L	
OU5	W-PIT7-2703	12/8/21		Carbon tetrachloride	<	0.5		ug/L	
OU5	W-PIT7-2703	12/8/21		Chlorobenzene	<	0.5		ug/L	
OU5	W-PIT7-2703	12/8/21		Chloroethane		0.74		ug/L	
OU5	W-PIT7-2703	12/8/21		Chloroform	<	0.5		ug/L	
OU5	W-PIT7-2703	12/8/21		Chloromethane	<	0.5		ug/L	
OU5	W-PIT7-2703	12/8/21		cis-1,2-Dichloroethene	<	0.5		ug/L	
OU5	W-PIT7-2703	12/8/21		cis-1,3-Dichloropropene	<	0.5		ug/L	
OU5	W-PIT7-2703	12/8/21		Dibromochloromethane	<	0.5		ug/L	
OU5	W-PIT7-2703	12/8/21		Dichlorodifluoromethane	<	0.5		ug/L	
OU5	W-PIT7-2703	12/8/21		Methylene chloride	<	1		ug/L	
OU5	W-PIT7-2703	12/8/21		Tetrachloroethene	<	0.5		ug/L	
OU5	W-PIT7-2703	12/8/21		trans-1,2-Dichloroethene	<	0.5		ug/L	
OU5	W-PIT7-2703	12/8/21		trans-1,3-Dichloropropene	<	0.5		ug/L	
OU5	W-PIT7-2703	12/8/21		Trichloroethene	<	0.5		ug/L	
OU5	W-PIT7-2703	12/8/21		Trichlorofluoromethane	<	0.5		ug/L	
OU5	W-PIT7-2703	12/8/21		Trichlorotrifluoroethane	<	0.5		ug/L	

Attachment 1. Table 1. Groundwater analytical data, Site 300, 2021.

OU	Location	Date	Sample Type	Parameter	LOS Indicator	Result	Error	Units	QA Flag
OU5	W-PIT7-2703	12/8/21		Vinyl chloride	<	0.5		ug/L	
OU5	W-PIT7-2703	12/8/21		Tritium		61600	12100	pCi/L	
OU5	W-PIT7-2703	12/8/21		Total Uranium (in activity)		110	1.6	pCi/L	D
OU5	W-PIT7-2703	12/8/21		Total Uranium (in mass)		150	0.78	ug/L	D
OU5	W-PIT7-2703	12/8/21		Uranium 234 (in activity)		54	1.6	pCi/L	D
OU5	W-PIT7-2703	12/8/21		Uranium 234/238		0.0000569	0.0000016	atom/atom	D
OU5	W-PIT7-2703	12/8/21		Uranium 235 (in activity)		2.2	0.013	pCi/L	D
OU5	W-PIT7-2703	12/8/21		Uranium 235/238		0.006487	0.000024	atom/atom	D
OU5	W-PIT7-2703	12/8/21		Uranium 236 (in activity)		0.055	0.0046	pCi/L	D
OU5	W-PIT7-2703	12/8/21		Uranium 236/238		0.0000056	0.0000016	atom/atom	D
OU5	W-PIT7-2703	12/8/21		Uranium 238 (in activity)		52	0.26	pCi/L	D
OU5	W-PIT7-2703	12/8/21		Uranium 238 (in mass)		150	0.78	ug/L	D
OU5	W-PIT7-2704	3/30/21		Uranium 234 and 233 (in activity)		1.91	0.25	pCi/L	
OU5	W-PIT7-2704	3/30/21		Uranium 235 and 236 (in activity)	<	0.1	0.0397	pCi/L	
OU5	W-PIT7-2704	3/30/21		Uranium 238 (in activity)		1.72	0.228	pCi/L	
OU5	W-PIT7-2704	3/30/21		Tritium		592	146	pCi/L	
OU5	W-PIT7-2704	4/7/21		Uranium 234 and 233 (in activity)		2.08	0.25	pCi/L	
OU5	W-PIT7-2704	4/7/21		Uranium 235 and 236 (in activity)	<	0.1	0.0405	pCi/L	
OU5	W-PIT7-2704	4/7/21		Uranium 238 (in activity)		1.68	0.21	pCi/L	
OU5	W-PIT7-2704	4/7/21		Nitrate (as NO3)		31		mg/L	
OU5	W-PIT7-2704	4/7/21		Perchlorate		9.2		ug/L	
OU5	W-PIT7-2704	4/7/21		1,1-Dichloroethane	<	0.5		ug/L	
OU5	W-PIT7-2704	4/7/21		1,1-Dichloroethene	<	0.5		ug/L	
OU5	W-PIT7-2704	4/7/21		1,1,1-Trichloroethane	<	0.5		ug/L	
OU5	W-PIT7-2704	4/7/21		1,1,2-Trichloroethane	<	0.5		ug/L	
OU5	W-PIT7-2704	4/7/21		1,1,2,2-Tetrachloroethane	<	0.5		ug/L	
OU5	W-PIT7-2704	4/7/21		1,2-Dichlorobenzene	<	0.5		ug/L	
OU5	W-PIT7-2704	4/7/21		1,2-Dichloroethane	<	0.5		ug/L	
OU5	W-PIT7-2704	4/7/21		1,2-Dichloroethene (total)	<	1		ug/L	
OU5	W-PIT7-2704	4/7/21		1,2-Dichloropropane	<	0.5		ug/L	
OU5	W-PIT7-2704	4/7/21		1,3-Dichlorobenzene	<	0.5		ug/L	
OU5	W-PIT7-2704	4/7/21		1,4-Dichlorobenzene	<	0.5		ug/L	
OU5	W-PIT7-2704	4/7/21		2-Chloroethylvinylether	<	10		ug/L	
OU5	W-PIT7-2704	4/7/21		Bromodichloromethane	<	0.5		ug/L	
OU5	W-PIT7-2704	4/7/21		Bromoform	<	0.5		ug/L	
OU5	W-PIT7-2704	4/7/21		Bromomethane	<	1		ug/L	
OU5	W-PIT7-2704	4/7/21		Carbon tetrachloride	<	0.5		ug/L	
OU5	W-PIT7-2704	4/7/21		Chlorobenzene	<	0.5		ug/L	
OU5	W-PIT7-2704	4/7/21		Chloroethane	<	0.5		ug/L	
OU5	W-PIT7-2704	4/7/21		Chloroform	<	0.5		ug/L	
OU5	W-PIT7-2704	4/7/21		Chloromethane	<	0.5		ug/L	
OU5	W-PIT7-2704	4/7/21		cis-1,2-Dichloroethene	<	0.5		ug/L	
OU5	W-PIT7-2704	4/7/21		cis-1,3-Dichloropropene	<	0.5		ug/L	
OU5	W-PIT7-2704	4/7/21		Dibromochloromethane	<	0.5		ug/L	
OU5	W-PIT7-2704	4/7/21		Dichlorodifluoromethane	<	0.5		ug/L	
OU5	W-PIT7-2704	4/7/21		Methylene chloride	<	1		ug/L	
OU5	W-PIT7-2704	4/7/21		Tetrachloroethene	<	0.5		ug/L	
OU5	W-PIT7-2704	4/7/21		trans-1,2-Dichloroethene	<	0.5		ug/L	
OU5	W-PIT7-2704	4/7/21		trans-1,3-Dichloropropene	<	0.5		ug/L	
OU5	W-PIT7-2704	4/7/21		Trichloroethene	<	0.5		ug/L	
OU5	W-PIT7-2704	4/7/21		Trichlorofluoromethane	<	0.5		ug/L	
OU5	W-PIT7-2704	4/7/21		Trichlorotrifluoroethane	<	0.5		ug/L	
OU5	W-PIT7-2704	4/7/21		Vinyl chloride	<	0.5		ug/L	
OU5	W-PIT7-2704	4/7/21		Tritium		604	150	pCi/L	
OU5	W-PIT7-2704	7/26/21		Uranium 234 and 233 (in activity)		1.93	0.298	pCi/L	O
OU5	W-PIT7-2704	7/26/21		Uranium 235 and 236 (in activity)		0.118	0.0607	pCi/L	L
OU5	W-PIT7-2704	7/26/21		Uranium 238 (in activity)		1.68	0.267	pCi/L	O
OU5	W-PIT7-2704	7/26/21		Tritium		573	144	pCi/L	
OU5	W-PIT7-2705	1/5/21		Uranium 234 and 233 (in activity)		13.1	1.96	pCi/L	
OU5	W-PIT7-2705	1/5/21		Uranium 235 and 236 (in activity)		0.625	0.211	pCi/L	
OU5	W-PIT7-2705	1/5/21		Uranium 238 (in activity)		24.1	3.48	pCi/L	
OU5	W-PIT7-2705	1/5/21		Nitrate (as NO3)		38		mg/L	H
OU5	W-PIT7-2705	1/5/21		Tritium		25400	4940	pCi/L	
OU5	W-PIT7-2705	4/7/21		Uranium 234 and 233 (in activity)		12.3	1.25	pCi/L	
OU5	W-PIT7-2705	4/7/21		Uranium 235 and 236 (in activity)		0.624	0.119	pCi/L	
OU5	W-PIT7-2705	4/7/21		Uranium 238 (in activity)		21.1	2.09	pCi/L	

Attachment 1. Table 1. Groundwater analytical data, Site 300, 2021.

OU	Location	Date	Sample Type	Parameter	LOS Indicator	Result	Error	Units	QA Flag
OU5	W-PIT7-2705	4/7/21		Nitrate (as NO3)		37		mg/L	
OU5	W-PIT7-2705	4/7/21		Perchlorate		7.9		ug/L	
OU5	W-PIT7-2705	4/7/21		1,1-Dichloroethane	<	0.5		ug/L	
OU5	W-PIT7-2705	4/7/21		1,1-Dichloroethene	<	0.5		ug/L	
OU5	W-PIT7-2705	4/7/21		1,1,1-Trichloroethane	<	0.5		ug/L	
OU5	W-PIT7-2705	4/7/21		1,1,2-Trichloroethane	<	0.5		ug/L	
OU5	W-PIT7-2705	4/7/21		1,1,2,2-Tetrachloroethane	<	0.5		ug/L	
OU5	W-PIT7-2705	4/7/21		1,2-Dichlorobenzene	<	0.5		ug/L	
OU5	W-PIT7-2705	4/7/21		1,2-Dichloroethane	<	0.5		ug/L	
OU5	W-PIT7-2705	4/7/21		1,2-Dichloroethene (total)	<	1		ug/L	
OU5	W-PIT7-2705	4/7/21		1,2-Dichloropropane	<	0.5		ug/L	
OU5	W-PIT7-2705	4/7/21		1,3-Dichlorobenzene	<	0.5		ug/L	
OU5	W-PIT7-2705	4/7/21		1,4-Dichlorobenzene	<	0.5		ug/L	
OU5	W-PIT7-2705	4/7/21		2-Chloroethylvinylether	<	10		ug/L	
OU5	W-PIT7-2705	4/7/21		Bromodichloromethane	<	0.5		ug/L	
OU5	W-PIT7-2705	4/7/21		Bromoform	<	0.5		ug/L	
OU5	W-PIT7-2705	4/7/21		Bromomethane	<	1		ug/L	
OU5	W-PIT7-2705	4/7/21		Carbon tetrachloride	<	0.5		ug/L	
OU5	W-PIT7-2705	4/7/21		Chlorobenzene	<	0.5		ug/L	
OU5	W-PIT7-2705	4/7/21		Chloroethane	<	0.5		ug/L	
OU5	W-PIT7-2705	4/7/21		Chloroform	<	0.5		ug/L	
OU5	W-PIT7-2705	4/7/21		Chloromethane	<	0.5		ug/L	
OU5	W-PIT7-2705	4/7/21		cis-1,2-Dichloroethene	<	0.5		ug/L	
OU5	W-PIT7-2705	4/7/21		cis-1,3-Dichloropropene	<	0.5		ug/L	
OU5	W-PIT7-2705	4/7/21		Dibromochloromethane	<	0.5		ug/L	
OU5	W-PIT7-2705	4/7/21		Dichlorodifluoromethane	<	0.5		ug/L	
OU5	W-PIT7-2705	4/7/21		Methylene chloride	<	1		ug/L	
OU5	W-PIT7-2705	4/7/21		Tetrachloroethene	<	0.5		ug/L	
OU5	W-PIT7-2705	4/7/21		trans-1,2-Dichloroethene	<	0.5		ug/L	
OU5	W-PIT7-2705	4/7/21		trans-1,3-Dichloropropene	<	0.5		ug/L	
OU5	W-PIT7-2705	4/7/21		Trichloroethene	<	0.5		ug/L	
OU5	W-PIT7-2705	4/7/21		Trichlorofluoromethane	<	0.5		ug/L	
OU5	W-PIT7-2705	4/7/21		Trichlorotrifluoroethane	<	0.5		ug/L	
OU5	W-PIT7-2705	4/7/21		Vinyl chloride	<	0.5		ug/L	
OU5	W-PIT7-2705	4/7/21		Tritium		25100	4880	pCi/L	
OU5	W-PIT7-2705	7/13/21		Uranium 234 and 233 (in activity)		12.3	1.37	pCi/L	O
OU5	W-PIT7-2705	7/13/21		Uranium 235 and 236 (in activity)		0.708	0.151	pCi/L	
OU5	W-PIT7-2705	7/13/21		Uranium 238 (in activity)		22	2.39	pCi/L	LO
OU5	W-PIT7-2705	7/13/21		Tritium		24200	4710	pCi/L	
OU5	W-PIT7-2705	12/8/21		Uranium 234 and 233 (in activity)		10.3	1.13	pCi/L	
OU5	W-PIT7-2705	12/8/21		Uranium 235 and 236 (in activity)		0.636	0.129	pCi/L	
OU5	W-PIT7-2705	12/8/21		Uranium 238 (in activity)		18.8	1.99	pCi/L	
OU5	W-PIT7-2705	12/8/21		Perchlorate		11		ug/L	H
OU5	W-PIT7-2705	12/8/21		1,1-Dichloroethane	<	0.5		ug/L	
OU5	W-PIT7-2705	12/8/21		1,1-Dichloroethene	<	0.5		ug/L	
OU5	W-PIT7-2705	12/8/21		1,1,1-Trichloroethane	<	0.5		ug/L	
OU5	W-PIT7-2705	12/8/21		1,1,2-Trichloroethane	<	0.5		ug/L	
OU5	W-PIT7-2705	12/8/21		1,1,2,2-Tetrachloroethane	<	0.5		ug/L	
OU5	W-PIT7-2705	12/8/21		1,2-Dichlorobenzene	<	0.5		ug/L	
OU5	W-PIT7-2705	12/8/21		1,2-Dichloroethane	<	0.5		ug/L	
OU5	W-PIT7-2705	12/8/21		1,2-Dichloroethene (total)	<	1		ug/L	
OU5	W-PIT7-2705	12/8/21		1,2-Dichloropropane	<	0.5		ug/L	
OU5	W-PIT7-2705	12/8/21		1,3-Dichlorobenzene	<	0.5		ug/L	
OU5	W-PIT7-2705	12/8/21		1,4-Dichlorobenzene	<	0.5		ug/L	
OU5	W-PIT7-2705	12/8/21		2-Chloroethylvinylether	<	10		ug/L	
OU5	W-PIT7-2705	12/8/21		Bromodichloromethane	<	0.5		ug/L	
OU5	W-PIT7-2705	12/8/21		Bromoform	<	0.5		ug/L	
OU5	W-PIT7-2705	12/8/21		Bromomethane	<	1		ug/L	
OU5	W-PIT7-2705	12/8/21		Carbon tetrachloride	<	0.5		ug/L	
OU5	W-PIT7-2705	12/8/21		Chlorobenzene	<	0.5		ug/L	
OU5	W-PIT7-2705	12/8/21		Chloroethane	<	0.5		ug/L	
OU5	W-PIT7-2705	12/8/21		Chloroform	<	0.5		ug/L	
OU5	W-PIT7-2705	12/8/21		Chloromethane	<	0.5		ug/L	
OU5	W-PIT7-2705	12/8/21		cis-1,2-Dichloroethene	<	0.5		ug/L	
OU5	W-PIT7-2705	12/8/21		cis-1,3-Dichloropropene	<	0.5		ug/L	
OU5	W-PIT7-2705	12/8/21		Dibromochloromethane	<	0.5		ug/L	

Attachment 1. Table 1. Groundwater analytical data, Site 300, 2021.

OU	Location	Date	Sample Type	Parameter	LOS Indicator	Result	Error	Units	QA Flag
OU5	W-PIT7-2705	12/8/21		Dichlorodifluoromethane	<	0.5		ug/L	
OU5	W-PIT7-2705	12/8/21		Methylene chloride	<	1		ug/L	
OU5	W-PIT7-2705	12/8/21		Tetrachloroethene	<	0.5		ug/L	
OU5	W-PIT7-2705	12/8/21		trans-1,2-Dichloroethene	<	0.5		ug/L	
OU5	W-PIT7-2705	12/8/21		trans-1,3-Dichloropropene	<	0.5		ug/L	
OU5	W-PIT7-2705	12/8/21		Trichloroethene	<	0.5		ug/L	
OU5	W-PIT7-2705	12/8/21		Trichlorofluoromethane	<	0.5		ug/L	
OU5	W-PIT7-2705	12/8/21		Trichlorotrifluoroethane	<	0.5		ug/L	
OU5	W-PIT7-2705	12/8/21		Vinyl chloride	<	0.5		ug/L	
OU5	W-PIT7-2705	12/8/21		Tritium		24600	4960	pCi/L	
OU5	W-PIT7-2705	12/8/21		Total Uranium (in activity)		32	0.44	pCi/L	D
OU5	W-PIT7-2705	12/8/21		Total Uranium (in mass)		59	0.22	ug/L	D
OU5	W-PIT7-2705	12/8/21		Uranium 234 (in activity)		12	0.43	pCi/L	D
OU5	W-PIT7-2705	12/8/21		Uranium 234/238		0.0000331	0.0000012	atom/atom	D
OU5	W-PIT7-2705	12/8/21		Uranium 235 (in activity)		0.55	0.005	pCi/L	D
OU5	W-PIT7-2705	12/8/21		Uranium 235/238		0.004313	0.000036	atom/atom	D
OU5	W-PIT7-2705	12/8/21		Uranium 236 (in activity)		0.07	0.00028	pCi/L	D
OU5	W-PIT7-2705	12/8/21		Uranium 236/238		0.0000186	0.0000012	atom/atom	D
OU5	W-PIT7-2705	12/8/21		Uranium 238 (in activity)		20	0.075	pCi/L	D
OU5	W-PIT7-2705	12/8/21		Uranium 238 (in mass)		59	0.22	ug/L	D
OU5	W-PIT7-3406	3/22/21		Uranium 234 and 233 (in activity)		10.8	1.18	pCi/L	
OU5	W-PIT7-3406	3/22/21		Uranium 235 and 236 (in activity)		0.493	0.115	pCi/L	
OU5	W-PIT7-3406	3/22/21		Uranium 238 (in activity)		8.99	0.993	pCi/L	
OU5	W-PIT7-3406	3/22/21		Nitrate (as NO3)		37		mg/L	
OU5	W-PIT7-3406	3/22/21		Perchlorate		9.6		ug/L	
OU5	W-PIT7-3406	3/22/21		1,1-Dichloroethane	<	0.5		ug/L	
OU5	W-PIT7-3406	3/22/21		1,1-Dichloroethene	<	0.5		ug/L	
OU5	W-PIT7-3406	3/22/21		1,1,1-Trichloroethane	<	0.5		ug/L	
OU5	W-PIT7-3406	3/22/21		1,1,2-Trichloroethane	<	0.5		ug/L	
OU5	W-PIT7-3406	3/22/21		1,1,2,2-Tetrachloroethane	<	0.5		ug/L	
OU5	W-PIT7-3406	3/22/21		1,2-Dichlorobenzene	<	0.5		ug/L	
OU5	W-PIT7-3406	3/22/21		1,2-Dichloroethane	<	0.5		ug/L	
OU5	W-PIT7-3406	3/22/21		1,2-Dichloroethene (total)	<	1		ug/L	
OU5	W-PIT7-3406	3/22/21		1,2-Dichloropropane	<	0.5		ug/L	
OU5	W-PIT7-3406	3/22/21		1,3-Dichlorobenzene	<	0.5		ug/L	
OU5	W-PIT7-3406	3/22/21		1,4-Dichlorobenzene	<	0.5		ug/L	
OU5	W-PIT7-3406	3/22/21		2-Chloroethylvinylether	<	10		ug/L	
OU5	W-PIT7-3406	3/22/21		Bromodichloromethane	<	0.5		ug/L	
OU5	W-PIT7-3406	3/22/21		Bromoform	<	0.5		ug/L	
OU5	W-PIT7-3406	3/22/21		Bromomethane	<	1		ug/L	
OU5	W-PIT7-3406	3/22/21		Carbon tetrachloride	<	0.5		ug/L	
OU5	W-PIT7-3406	3/22/21		Chlorobenzene	<	0.5		ug/L	
OU5	W-PIT7-3406	3/22/21		Chloroethane	<	0.5		ug/L	
OU5	W-PIT7-3406	3/22/21		Chloroform	<	0.5		ug/L	
OU5	W-PIT7-3406	3/22/21		Chloromethane	<	0.5		ug/L	
OU5	W-PIT7-3406	3/22/21		cis-1,2-Dichloroethene	<	0.5		ug/L	
OU5	W-PIT7-3406	3/22/21		cis-1,3-Dichloropropene	<	0.5		ug/L	
OU5	W-PIT7-3406	3/22/21		Dibromochloromethane	<	0.5		ug/L	
OU5	W-PIT7-3406	3/22/21		Dichlorodifluoromethane	<	0.5		ug/L	
OU5	W-PIT7-3406	3/22/21		Methylene chloride	<	1		ug/L	
OU5	W-PIT7-3406	3/22/21		Tetrachloroethene	<	0.5		ug/L	
OU5	W-PIT7-3406	3/22/21		trans-1,2-Dichloroethene	<	0.5		ug/L	
OU5	W-PIT7-3406	3/22/21		trans-1,3-Dichloropropene	<	0.5		ug/L	
OU5	W-PIT7-3406	3/22/21		Trichloroethene	<	0.5		ug/L	
OU5	W-PIT7-3406	3/22/21		Trichlorofluoromethane	<	0.5		ug/L	
OU5	W-PIT7-3406	3/22/21		Trichlorotrifluoroethane	<	0.5		ug/L	
OU5	W-PIT7-3406	3/22/21		Vinyl chloride	<	0.5		ug/L	
OU5	W-PIT7-3406	3/22/21		Tritium		98800	19200	pCi/L	
OU5	W-PIT7-3406	3/22/21		Total Uranium (in activity)		19.49	0.55	pCi/L	
OU5	W-PIT7-3406	3/22/21		Total Uranium (in mass)		26.785	0.062	ug/L	
OU5	W-PIT7-3406	3/22/21		Uranium 234 (in activity)		10.14	0.55	pCi/L	
OU5	W-PIT7-3406	3/22/21		Uranium 235 (in activity)		0.4158	0.0015	pCi/L	
OU5	W-PIT7-3406	3/22/21		Uranium 235/238		0.007238	0.00002	atom/atom	
OU5	W-PIT7-3406	3/22/21		Uranium 236 (in activity)	<	0.0017		pCi/L	
OU5	W-PIT7-3406	3/22/21		Uranium 238 (in activity)		8.934	0.021	pCi/L	
OU5	W-PIT7-3406	3/22/21		Uranium 238 (in mass)		26.593	0.062	ug/L	

Attachment 1. Table 1. Groundwater analytical data, Site 300, 2021.

OU	Location	Date	Sample Type	Parameter	LOS Indicator	Result	Error	Units	QA Flag
OU5	W-PIT7-3406	6/22/21		Uranium 234 and 233 (in activity)		10.9	1.27	pCi/L	
OU5	W-PIT7-3406	6/22/21		Uranium 235 and 236 (in activity)		0.633	0.147	pCi/L	
OU5	W-PIT7-3406	6/22/21		Uranium 238 (in activity)		9.53	1.12	pCi/L	
OU5	W-PIT7-3406	6/22/21		Nitrate (as NO3)		38		mg/L	
OU5	W-PIT7-3406	6/22/21		Perchlorate		11		ug/L	
OU5	W-PIT7-3406	6/22/21		1,1-Dichloroethane	<	0.5		ug/L	
OU5	W-PIT7-3406	6/22/21		1,1-Dichloroethene	<	0.5		ug/L	
OU5	W-PIT7-3406	6/22/21		1,1,1-Trichloroethane	<	0.5		ug/L	
OU5	W-PIT7-3406	6/22/21		1,1,2-Trichloroethane	<	0.5		ug/L	
OU5	W-PIT7-3406	6/22/21		1,1,2,2-Tetrachloroethane	<	0.5		ug/L	
OU5	W-PIT7-3406	6/22/21		1,2-Dichlorobenzene	<	0.5		ug/L	
OU5	W-PIT7-3406	6/22/21		1,2-Dichloroethane	<	0.5		ug/L	
OU5	W-PIT7-3406	6/22/21		1,2-Dichloroethene (total)	<	1		ug/L	
OU5	W-PIT7-3406	6/22/21		1,2-Dichloropropane	<	0.5		ug/L	
OU5	W-PIT7-3406	6/22/21		1,3-Dichlorobenzene	<	0.5		ug/L	
OU5	W-PIT7-3406	6/22/21		1,4-Dichlorobenzene	<	0.5		ug/L	
OU5	W-PIT7-3406	6/22/21		2-Chloroethylvinylether	<	10		ug/L	
OU5	W-PIT7-3406	6/22/21		Bromodichloromethane	<	0.5		ug/L	
OU5	W-PIT7-3406	6/22/21		Bromoform	<	0.5		ug/L	
OU5	W-PIT7-3406	6/22/21		Bromomethane	<	1		ug/L	
OU5	W-PIT7-3406	6/22/21		Carbon tetrachloride	<	0.5		ug/L	
OU5	W-PIT7-3406	6/22/21		Chlorobenzene	<	0.5		ug/L	
OU5	W-PIT7-3406	6/22/21		Chloroethane	<	0.5		ug/L	
OU5	W-PIT7-3406	6/22/21		Chloroform	<	0.5		ug/L	
OU5	W-PIT7-3406	6/22/21		Chloromethane	<	0.5		ug/L	
OU5	W-PIT7-3406	6/22/21		cis-1,2-Dichloroethene	<	0.5		ug/L	
OU5	W-PIT7-3406	6/22/21		cis-1,3-Dichloropropene	<	0.5		ug/L	
OU5	W-PIT7-3406	6/22/21		Dibromochloromethane	<	0.5		ug/L	
OU5	W-PIT7-3406	6/22/21		Dichlorodifluoromethane	<	0.5		ug/L	
OU5	W-PIT7-3406	6/22/21		Methylene chloride	<	1		ug/L	
OU5	W-PIT7-3406	6/22/21		Tetrachloroethene	<	0.5		ug/L	
OU5	W-PIT7-3406	6/22/21		trans-1,2-Dichloroethene	<	0.5		ug/L	
OU5	W-PIT7-3406	6/22/21		trans-1,3-Dichloropropene	<	0.5		ug/L	
OU5	W-PIT7-3406	6/22/21		Trichloroethene	<	0.5		ug/L	
OU5	W-PIT7-3406	6/22/21		Trichlorofluoromethane	<	0.5		ug/L	
OU5	W-PIT7-3406	6/22/21		Trichlorotrifluoroethane	<	0.5		ug/L	
OU5	W-PIT7-3406	6/22/21		Vinyl chloride	<	0.5		ug/L	
OU5	W-PIT7-3406	6/22/21		Tritium		103000	20100	pCi/L	
OU5	W-PIT7-3406	6/22/21		Field Oxidation Potential (Eh)		71		mVolts	
OU5	W-PIT7-3406	6/22/21		Field pH		7.13		Units	
OU5	W-PIT7-3406	6/22/21		Field Specific Conductance		1096		umhos/cm	
OU5	W-PIT7-3406	6/22/21		Field Temperature		21		Degrees C	
OU5	W-PIT7-3406	6/22/21		Total Uranium (in activity)		22	0.16	pCi/L	D
OU5	W-PIT7-3406	6/22/21		Total Uranium (in mass)		30	0.11	ug/L	D
OU5	W-PIT7-3406	6/22/21		Uranium 234 (in activity)		12	0.15	pCi/L	D
OU5	W-PIT7-3406	6/22/21		Uranium 234/238		0.00006472	0.00000079	atom/atom	D
OU5	W-PIT7-3406	6/22/21		Uranium 235 (in activity)		0.46	0.0029	pCi/L	D
OU5	W-PIT7-3406	6/22/21		Uranium 235/238		0.007203	0.000037	atom/atom	D
OU5	W-PIT7-3406	6/22/21		Uranium 236 (in activity)	<	0.0019		pCi/L	D
OU5	W-PIT7-3406	6/22/21		Uranium 236/238	<	0.000001		atom/atom	D
OU5	W-PIT7-3406	6/22/21		Uranium 238 (in activity)		9.9	0.037	pCi/L	D
OU5	W-PIT7-3406	6/22/21		Uranium 238 (in mass)		30	0.11	ug/L	D
OU5	W-PIT7-3406	12/1/21		Perchlorate		11		ug/L	
OU5	W-PIT7-3406	12/1/21		Tritium		105000	20400	pCi/L	
OU5	W-PIT7-3406	12/1/21		Field Oxidation Potential (Eh)		217		mVolts	
OU5	W-PIT7-3406	12/1/21		Field pH		7.64		Units	
OU5	W-PIT7-3406	12/1/21		Field Specific Conductance		968.3		umhos/cm	
OU5	W-PIT7-3406	12/1/21		Field Temperature		18.1		Degrees C	
OU6	W-854-01	5/24/21		Nitrate (as NO3)	<	0.5		mg/L	
OU6	W-854-01	5/24/21		Perchlorate	<	4		ug/L	
OU6	W-854-01	5/24/21		1,1-Dichloroethane	<	0.5		ug/L	
OU6	W-854-01	5/24/21		1,1-Dichloroethene	<	0.5		ug/L	
OU6	W-854-01	5/24/21		1,1,1-Trichloroethane	<	0.5		ug/L	
OU6	W-854-01	5/24/21		1,1,2-Trichloroethane	<	0.5		ug/L	
OU6	W-854-01	5/24/21		1,1,2,2-Tetrachloroethane	<	0.5		ug/L	
OU6	W-854-01	5/24/21		1,2-Dichlorobenzene	<	0.5		ug/L	

Attachment 1. Table 1. Groundwater analytical data, Site 300, 2021.

OU	Location	Date	Sample Type	Parameter	LOS Indicator	Result	Error	Units	QA Flag
OU6	W-854-01	5/24/21		1,2-Dichloroethane	<	0.5		ug/L	
OU6	W-854-01	5/24/21		1,2-Dichloroethene (total)	<	1		ug/L	
OU6	W-854-01	5/24/21		1,2-Dichloropropane	<	0.5		ug/L	
OU6	W-854-01	5/24/21		1,3-Dichlorobenzene	<	0.5		ug/L	
OU6	W-854-01	5/24/21		1,4-Dichlorobenzene	<	0.5		ug/L	
OU6	W-854-01	5/24/21		2-Chloroethylvinylether	<	10		ug/L	
OU6	W-854-01	5/24/21		Bromodichloromethane	<	0.5		ug/L	
OU6	W-854-01	5/24/21		Bromoform	<	0.5		ug/L	
OU6	W-854-01	5/24/21		Bromomethane	<	1		ug/L	
OU6	W-854-01	5/24/21		Carbon tetrachloride	<	0.5		ug/L	
OU6	W-854-01	5/24/21		Chlorobenzene	<	0.5		ug/L	
OU6	W-854-01	5/24/21		Chloroethane	<	0.5		ug/L	
OU6	W-854-01	5/24/21		Chloroform	<	0.5		ug/L	
OU6	W-854-01	5/24/21		Chloromethane	<	0.5		ug/L	
OU6	W-854-01	5/24/21		cis-1,2-Dichloroethene	<	0.5		ug/L	
OU6	W-854-01	5/24/21		cis-1,3-Dichloropropene	<	0.5		ug/L	
OU6	W-854-01	5/24/21		Dibromochloromethane	<	0.5		ug/L	
OU6	W-854-01	5/24/21		Dichlorodifluoromethane	<	0.5		ug/L	
OU6	W-854-01	5/24/21		Methylene chloride	<	1		ug/L	
OU6	W-854-01	5/24/21		Tetrachloroethene	<	0.5		ug/L	
OU6	W-854-01	5/24/21		trans-1,2-Dichloroethene	<	0.5		ug/L	
OU6	W-854-01	5/24/21		trans-1,3-Dichloropropene	<	0.5		ug/L	
OU6	W-854-01	5/24/21		Trichloroethene	<	0.5		ug/L	
OU6	W-854-01	5/24/21		Trichlorofluoromethane	<	0.5		ug/L	
OU6	W-854-01	5/24/21		Trichlorotrifluoroethane	<	0.5		ug/L	
OU6	W-854-01	5/24/21		Vinyl chloride	<	0.5		ug/L	
OU6	W-854-01	5/24/21		Field Oxidation Potential (Eh)		-94		mVolts	
OU6	W-854-01	5/24/21		Field pH		7.66		Units	
OU6	W-854-01	5/24/21		Field Specific Conductance		1077		umhos/cm	
OU6	W-854-01	5/24/21		Field Temperature		21.7		Degrees C	
OU6	W-854-01	11/23/21		Perchlorate	<	2		ug/L	
OU6	W-854-01	11/23/21		1,1-Dichloroethane	<	0.5		ug/L	
OU6	W-854-01	11/23/21		1,1-Dichloroethene	<	0.5		ug/L	
OU6	W-854-01	11/23/21		1,1,1-Trichloroethane	<	0.5		ug/L	
OU6	W-854-01	11/23/21		1,1,2-Trichloroethane	<	0.5		ug/L	
OU6	W-854-01	11/23/21		1,1,2,2-Tetrachloroethane	<	0.5		ug/L	
OU6	W-854-01	11/23/21		1,2-Dichlorobenzene	<	0.5		ug/L	
OU6	W-854-01	11/23/21		1,2-Dichloroethane	<	0.5		ug/L	
OU6	W-854-01	11/23/21		1,2-Dichloroethene (total)	<	1		ug/L	
OU6	W-854-01	11/23/21		1,2-Dichloropropane	<	0.5		ug/L	
OU6	W-854-01	11/23/21		1,3-Dichlorobenzene	<	0.5		ug/L	
OU6	W-854-01	11/23/21		1,4-Dichlorobenzene	<	0.5		ug/L	
OU6	W-854-01	11/23/21		2-Chloroethylvinylether	<	1		ug/L	
OU6	W-854-01	11/23/21		Bromodichloromethane	<	0.5		ug/L	
OU6	W-854-01	11/23/21		Bromoform	<	0.5		ug/L	
OU6	W-854-01	11/23/21		Bromomethane	<	0.5		ug/L	
OU6	W-854-01	11/23/21		Carbon tetrachloride	<	0.5		ug/L	
OU6	W-854-01	11/23/21		Chlorobenzene	<	0.5		ug/L	
OU6	W-854-01	11/23/21		Chloroethane	<	0.5		ug/L	
OU6	W-854-01	11/23/21		Chloroform	<	0.5		ug/L	
OU6	W-854-01	11/23/21		Chloromethane	<	0.5		ug/L	
OU6	W-854-01	11/23/21		cis-1,2-Dichloroethene	<	0.5		ug/L	
OU6	W-854-01	11/23/21		cis-1,3-Dichloropropene	<	0.5		ug/L	
OU6	W-854-01	11/23/21		Dibromochloromethane	<	0.5		ug/L	
OU6	W-854-01	11/23/21		Dichlorodifluoromethane	<	0.5		ug/L	
OU6	W-854-01	11/23/21		Methylene chloride	<	0.5		ug/L	
OU6	W-854-01	11/23/21		Tetrachloroethene	<	0.5		ug/L	
OU6	W-854-01	11/23/21		trans-1,2-Dichloroethene	<	0.5		ug/L	
OU6	W-854-01	11/23/21		trans-1,3-Dichloropropene	<	0.5		ug/L	
OU6	W-854-01	11/23/21		Trichloroethene	<	0.5		ug/L	
OU6	W-854-01	11/23/21		Trichlorofluoromethane	<	0.5		ug/L	
OU6	W-854-01	11/23/21		Trichlorotrifluoroethane	<	0.5		ug/L	
OU6	W-854-01	11/23/21		Vinyl chloride	<	0.5		ug/L	
OU6	W-854-02	3/17/21		Perchlorate		5.6		ug/L	
OU6	W-854-02	3/17/21		1,1-Dichloroethane	<	0.5		ug/L	
OU6	W-854-02	3/17/21		1,1-Dichloroethene	<	0.5		ug/L	

Attachment 1. Table 1. Groundwater analytical data, Site 300, 2021.

OU	Location	Date	Sample Type	Parameter	LOS Indicator	Result	Error	Units	QA Flag
OU6	W-854-02	3/17/21		1,1,1-Trichloroethane	<	0.5		ug/L	
OU6	W-854-02	3/17/21		1,1,2-Trichloroethane	<	0.5		ug/L	
OU6	W-854-02	3/17/21		1,1,2,2-Tetrachloroethane	<	0.5		ug/L	
OU6	W-854-02	3/17/21		1,2-Dichlorobenzene	<	0.5		ug/L	
OU6	W-854-02	3/17/21		1,2-Dichloroethane	<	0.5		ug/L	
OU6	W-854-02	3/17/21		1,2-Dichloroethene (total)	<	1		ug/L	
OU6	W-854-02	3/17/21		1,2-Dichloropropane	<	0.5		ug/L	
OU6	W-854-02	3/17/21		1,3-Dichlorobenzene	<	0.5		ug/L	
OU6	W-854-02	3/17/21		1,4-Dichlorobenzene	<	0.5		ug/L	
OU6	W-854-02	3/17/21		2-Chloroethylvinylether	<	10		ug/L	
OU6	W-854-02	3/17/21		Bromodichloromethane	<	0.5		ug/L	
OU6	W-854-02	3/17/21		Bromoform	<	0.5		ug/L	
OU6	W-854-02	3/17/21		Bromomethane	<	1		ug/L	
OU6	W-854-02	3/17/21		Carbon tetrachloride	<	0.5		ug/L	
OU6	W-854-02	3/17/21		Chlorobenzene	<	0.5		ug/L	
OU6	W-854-02	3/17/21		Chloroethane	<	0.5		ug/L	
OU6	W-854-02	3/17/21		Chloroform	<	0.5		ug/L	
OU6	W-854-02	3/17/21		Chloromethane	<	0.5		ug/L	
OU6	W-854-02	3/17/21		cis-1,2-Dichloroethene	<	0.5		ug/L	
OU6	W-854-02	3/17/21		cis-1,3-Dichloropropene	<	0.5		ug/L	
OU6	W-854-02	3/17/21		Dibromochloromethane	<	0.5		ug/L	
OU6	W-854-02	3/17/21		Dichlorodifluoromethane	<	0.5		ug/L	
OU6	W-854-02	3/17/21		Methylene chloride	<	1		ug/L	
OU6	W-854-02	3/17/21		Tetrachloroethene	<	0.5		ug/L	
OU6	W-854-02	3/17/21		trans-1,2-Dichloroethene	<	0.5		ug/L	
OU6	W-854-02	3/17/21		trans-1,3-Dichloropropene	<	0.5		ug/L	
OU6	W-854-02	3/17/21		Trichloroethene		55		ug/L	
OU6	W-854-02	3/17/21		Trichlorofluoromethane	<	0.5		ug/L	
OU6	W-854-02	3/17/21		Trichlorotrifluoroethane	<	0.5		ug/L	
OU6	W-854-02	3/17/21		Vinyl chloride	<	0.5		ug/L	
OU6	W-854-02	4/7/21		Nitrate (as NO3)		56		mg/L	D
OU6	W-854-02	4/7/21		Perchlorate		5.7		ug/L	
OU6	W-854-02	4/7/21		1,1-Dichloroethane	<	0.5		ug/L	
OU6	W-854-02	4/7/21		1,1-Dichloroethene	<	0.5		ug/L	
OU6	W-854-02	4/7/21		1,1,1-Trichloroethane	<	0.5		ug/L	
OU6	W-854-02	4/7/21		1,1,2-Trichloroethane	<	0.5		ug/L	
OU6	W-854-02	4/7/21		1,1,2,2-Tetrachloroethane	<	0.5		ug/L	
OU6	W-854-02	4/7/21		1,2-Dichlorobenzene	<	0.5		ug/L	
OU6	W-854-02	4/7/21		1,2-Dichloroethane	<	0.5		ug/L	
OU6	W-854-02	4/7/21		1,2-Dichloroethene (total)	<	1		ug/L	
OU6	W-854-02	4/7/21		1,2-Dichloropropane	<	0.5		ug/L	
OU6	W-854-02	4/7/21		1,3-Dichlorobenzene	<	0.5		ug/L	
OU6	W-854-02	4/7/21		1,4-Dichlorobenzene	<	0.5		ug/L	
OU6	W-854-02	4/7/21		2-Chloroethylvinylether	<	10		ug/L	
OU6	W-854-02	4/7/21		Bromodichloromethane	<	0.5		ug/L	
OU6	W-854-02	4/7/21		Bromoform	<	0.5		ug/L	
OU6	W-854-02	4/7/21		Bromomethane	<	1		ug/L	
OU6	W-854-02	4/7/21		Carbon tetrachloride	<	0.5		ug/L	
OU6	W-854-02	4/7/21		Chlorobenzene	<	0.5		ug/L	
OU6	W-854-02	4/7/21		Chloroethane	<	0.5		ug/L	
OU6	W-854-02	4/7/21		Chloroform	<	0.5		ug/L	
OU6	W-854-02	4/7/21		Chloromethane	<	0.5		ug/L	
OU6	W-854-02	4/7/21		cis-1,2-Dichloroethene	<	0.5		ug/L	
OU6	W-854-02	4/7/21		cis-1,3-Dichloropropene	<	0.5		ug/L	
OU6	W-854-02	4/7/21		Dibromochloromethane	<	0.5		ug/L	
OU6	W-854-02	4/7/21		Dichlorodifluoromethane	<	0.5		ug/L	
OU6	W-854-02	4/7/21		Methylene chloride	<	1		ug/L	
OU6	W-854-02	4/7/21		Tetrachloroethene	<	0.5		ug/L	
OU6	W-854-02	4/7/21		trans-1,2-Dichloroethene	<	0.5		ug/L	
OU6	W-854-02	4/7/21		trans-1,3-Dichloropropene	<	0.5		ug/L	
OU6	W-854-02	4/7/21		Trichloroethene		43		ug/L	
OU6	W-854-02	4/7/21		Trichlorofluoromethane	<	0.5		ug/L	
OU6	W-854-02	4/7/21		Trichlorotrifluoroethane	<	0.5		ug/L	
OU6	W-854-02	4/7/21		Vinyl chloride	<	0.5		ug/L	
OU6	W-854-02	7/12/21		Nitrate (as NO3)		59		mg/L	
OU6	W-854-02	7/12/21		Perchlorate		5.4		ug/L	

Attachment 1. Table 1. Groundwater analytical data, Site 300, 2021.

OU	Location	Date	Sample Type	Parameter	LOS Indicator	Result	Error	Units	QA Flag
OU6	W-854-02	7/12/21		1,1-Dichloroethane	<	0.5		ug/L	
OU6	W-854-02	7/12/21		1,1-Dichloroethene	<	0.5		ug/L	
OU6	W-854-02	7/12/21		1,1,1-Trichloroethane	<	0.5		ug/L	
OU6	W-854-02	7/12/21		1,1,2-Trichloroethane	<	0.5		ug/L	
OU6	W-854-02	7/12/21		1,1,2,2-Tetrachloroethane	<	0.5		ug/L	
OU6	W-854-02	7/12/21		1,2-Dichlorobenzene	<	0.5		ug/L	
OU6	W-854-02	7/12/21		1,2-Dichloroethane	<	0.5		ug/L	
OU6	W-854-02	7/12/21		1,2-Dichloroethene (total)	<	1		ug/L	
OU6	W-854-02	7/12/21		1,2-Dichloropropane	<	0.5		ug/L	
OU6	W-854-02	7/12/21		1,3-Dichlorobenzene	<	0.5		ug/L	
OU6	W-854-02	7/12/21		1,4-Dichlorobenzene	<	0.5		ug/L	
OU6	W-854-02	7/12/21		2-Chloroethylvinylether	<	10		ug/L	
OU6	W-854-02	7/12/21		Bromodichloromethane	<	0.5		ug/L	
OU6	W-854-02	7/12/21		Bromoform	<	0.5		ug/L	
OU6	W-854-02	7/12/21		Bromomethane	<	1		ug/L	
OU6	W-854-02	7/12/21		Carbon tetrachloride	<	0.5		ug/L	
OU6	W-854-02	7/12/21		Chlorobenzene	<	0.5		ug/L	
OU6	W-854-02	7/12/21		Chloroethane	<	0.5		ug/L	
OU6	W-854-02	7/12/21		Chloroform	<	0.5		ug/L	
OU6	W-854-02	7/12/21		Chloromethane	<	0.5		ug/L	
OU6	W-854-02	7/12/21		cis-1,2-Dichloroethene	<	0.5		ug/L	
OU6	W-854-02	7/12/21		cis-1,3-Dichloropropene	<	0.5		ug/L	
OU6	W-854-02	7/12/21		Dibromochloromethane	<	0.5		ug/L	
OU6	W-854-02	7/12/21		Dichlorodifluoromethane	<	0.5		ug/L	
OU6	W-854-02	7/12/21		Methylene chloride	<	1		ug/L	
OU6	W-854-02	7/12/21		Tetrachloroethene	<	0.5		ug/L	
OU6	W-854-02	7/12/21		trans-1,2-Dichloroethene	<	0.5		ug/L	
OU6	W-854-02	7/12/21		trans-1,3-Dichloropropene	<	0.5		ug/L	
OU6	W-854-02	7/12/21		Trichloroethene		64		ug/L	
OU6	W-854-02	7/12/21		Trichlorofluoromethane	<	0.5		ug/L	
OU6	W-854-02	7/12/21		Trichlorotrifluoroethane	<	0.5		ug/L	
OU6	W-854-02	7/12/21		Vinyl chloride	<	0.5		ug/L	
OU6	W-854-02	10/4/21		Nitrate (as NO3)		54		mg/L	
OU6	W-854-02	10/4/21		Perchlorate		3.5		ug/L	
OU6	W-854-02	10/4/21		1,1-Dichloroethane	<	0.5		ug/L	
OU6	W-854-02	10/4/21		1,1-Dichloroethene	<	0.5		ug/L	
OU6	W-854-02	10/4/21		1,1,1-Trichloroethane	<	0.5		ug/L	
OU6	W-854-02	10/4/21		1,1,2-Trichloroethane	<	0.5		ug/L	
OU6	W-854-02	10/4/21		1,1,2,2-Tetrachloroethane	<	0.5		ug/L	
OU6	W-854-02	10/4/21		1,2-Dichlorobenzene	<	0.5		ug/L	
OU6	W-854-02	10/4/21		1,2-Dichloroethane	<	0.5		ug/L	
OU6	W-854-02	10/4/21		1,2-Dichloroethene (total)	<	1		ug/L	
OU6	W-854-02	10/4/21		1,2-Dichloropropane	<	0.5		ug/L	
OU6	W-854-02	10/4/21		1,3-Dichlorobenzene	<	0.5		ug/L	
OU6	W-854-02	10/4/21		1,4-Dichlorobenzene	<	0.5		ug/L	
OU6	W-854-02	10/4/21		2-Chloroethylvinylether	<	10		ug/L	
OU6	W-854-02	10/4/21		Bromodichloromethane	<	0.5		ug/L	
OU6	W-854-02	10/4/21		Bromoform	<	0.5		ug/L	
OU6	W-854-02	10/4/21		Bromomethane	<	1		ug/L	
OU6	W-854-02	10/4/21		Carbon tetrachloride	<	0.5		ug/L	
OU6	W-854-02	10/4/21		Chlorobenzene	<	0.5		ug/L	
OU6	W-854-02	10/4/21		Chloroethane	<	0.5		ug/L	
OU6	W-854-02	10/4/21		Chloroform	<	0.5		ug/L	
OU6	W-854-02	10/4/21		Chloromethane	<	0.5		ug/L	
OU6	W-854-02	10/4/21		cis-1,2-Dichloroethene	<	0.5		ug/L	
OU6	W-854-02	10/4/21		cis-1,3-Dichloropropene	<	0.5		ug/L	
OU6	W-854-02	10/4/21		Dibromochloromethane	<	0.5		ug/L	
OU6	W-854-02	10/4/21		Dichlorodifluoromethane	<	0.5		ug/L	
OU6	W-854-02	10/4/21		Methylene chloride	<	1		ug/L	
OU6	W-854-02	10/4/21		Tetrachloroethene	<	0.5		ug/L	
OU6	W-854-02	10/4/21		trans-1,2-Dichloroethene	<	0.5		ug/L	
OU6	W-854-02	10/4/21		trans-1,3-Dichloropropene	<	0.5		ug/L	
OU6	W-854-02	10/4/21		Trichloroethene		72		ug/L	
OU6	W-854-02	10/4/21		Trichlorofluoromethane	<	0.5		ug/L	
OU6	W-854-02	10/4/21		Trichlorotrifluoroethane	<	0.5		ug/L	
OU6	W-854-02	10/4/21		Vinyl chloride	<	0.5		ug/L	

Attachment 1. Table 1. Groundwater analytical data, Site 300, 2021.

OU	Location	Date	Sample Type	Parameter	LOS Indicator	Result	Error	Units	QA Flag
OU6	W-854-03	1/4/21		Nitrate (as NO3)		42		mg/L	
OU6	W-854-03	1/4/21		Perchlorate		6.2		ug/L	
OU6	W-854-03	1/4/21		1,1-Dichloroethane	<	0.5		ug/L	
OU6	W-854-03	1/4/21		1,1-Dichloroethene	<	0.5		ug/L	
OU6	W-854-03	1/4/21		1,1,1-Trichloroethane	<	0.5		ug/L	
OU6	W-854-03	1/4/21		1,1,2-Trichloroethane	<	0.5		ug/L	
OU6	W-854-03	1/4/21		1,1,2,2-Tetrachloroethane	<	0.5		ug/L	
OU6	W-854-03	1/4/21		1,2-Dichlorobenzene	<	0.5		ug/L	
OU6	W-854-03	1/4/21		1,2-Dichloroethane	<	0.5		ug/L	
OU6	W-854-03	1/4/21		1,2-Dichloroethene (total)	<	1		ug/L	
OU6	W-854-03	1/4/21		1,2-Dichloropropane	<	0.5		ug/L	
OU6	W-854-03	1/4/21		1,3-Dichlorobenzene	<	0.5		ug/L	
OU6	W-854-03	1/4/21		1,4-Dichlorobenzene	<	0.5		ug/L	
OU6	W-854-03	1/4/21		2-Chloroethylvinylether	<	10		ug/L	
OU6	W-854-03	1/4/21		Bromodichloromethane	<	0.5		ug/L	
OU6	W-854-03	1/4/21		Bromoform	<	0.5		ug/L	
OU6	W-854-03	1/4/21		Bromomethane	<	1		ug/L	
OU6	W-854-03	1/4/21		Carbon tetrachloride	<	0.5		ug/L	
OU6	W-854-03	1/4/21		Chlorobenzene	<	0.5		ug/L	
OU6	W-854-03	1/4/21		Chloroethane	<	0.5		ug/L	
OU6	W-854-03	1/4/21		Chloroform	<	0.5		ug/L	
OU6	W-854-03	1/4/21		Chloromethane	<	0.5		ug/L	
OU6	W-854-03	1/4/21		cis-1,2-Dichloroethene	<	0.5		ug/L	
OU6	W-854-03	1/4/21		cis-1,3-Dichloropropene	<	0.5		ug/L	
OU6	W-854-03	1/4/21		Dibromochloromethane	<	0.5		ug/L	
OU6	W-854-03	1/4/21		Dichlorodifluoromethane	<	0.5		ug/L	
OU6	W-854-03	1/4/21		Methylene chloride	<	1		ug/L	
OU6	W-854-03	1/4/21		Tetrachloroethene	<	0.5		ug/L	
OU6	W-854-03	1/4/21		trans-1,2-Dichloroethene	<	0.5		ug/L	
OU6	W-854-03	1/4/21		trans-1,3-Dichloropropene	<	0.5		ug/L	
OU6	W-854-03	1/4/21		Trichloroethene		11		ug/L	
OU6	W-854-03	1/4/21		Trichlorofluoromethane	<	0.5		ug/L	
OU6	W-854-03	1/4/21		Trichlorotrifluoroethane	<	0.5		ug/L	
OU6	W-854-03	1/4/21		Vinyl chloride	<	0.5		ug/L	
OU6	W-854-03	2/1/21		Nitrate (as NO3)		39		mg/L	
OU6	W-854-03	3/1/21		Nitrate (as NO3)		39		mg/L	
OU6	W-854-03	4/1/21		Nitrate (as NO3)		40		mg/L	
OU6	W-854-03	4/1/21		Perchlorate	<	4		ug/L	
OU6	W-854-03	4/1/21		1,1-Dichloroethane	<	0.5		ug/L	
OU6	W-854-03	4/1/21		1,1-Dichloroethene	<	0.5		ug/L	
OU6	W-854-03	4/1/21		1,1,1-Trichloroethane	<	0.5		ug/L	
OU6	W-854-03	4/1/21		1,1,2-Trichloroethane	<	0.5		ug/L	
OU6	W-854-03	4/1/21		1,1,2,2-Tetrachloroethane	<	0.5		ug/L	
OU6	W-854-03	4/1/21		1,2-Dichlorobenzene	<	0.5		ug/L	
OU6	W-854-03	4/1/21		1,2-Dichloroethane	<	0.5		ug/L	
OU6	W-854-03	4/1/21		1,2-Dichloroethene (total)	<	1		ug/L	
OU6	W-854-03	4/1/21		1,2-Dichloropropane	<	0.5		ug/L	
OU6	W-854-03	4/1/21		1,3-Dichlorobenzene	<	0.5		ug/L	
OU6	W-854-03	4/1/21		1,4-Dichlorobenzene	<	0.5		ug/L	
OU6	W-854-03	4/1/21		2-Chloroethylvinylether	<	10		ug/L	
OU6	W-854-03	4/1/21		Bromodichloromethane	<	0.5		ug/L	
OU6	W-854-03	4/1/21		Bromoform	<	0.5		ug/L	
OU6	W-854-03	4/1/21		Bromomethane	<	1		ug/L	
OU6	W-854-03	4/1/21		Carbon tetrachloride	<	0.5		ug/L	
OU6	W-854-03	4/1/21		Chlorobenzene	<	0.5		ug/L	
OU6	W-854-03	4/1/21		Chloroethane	<	0.5		ug/L	
OU6	W-854-03	4/1/21		Chloroform	<	0.5		ug/L	
OU6	W-854-03	4/1/21		Chloromethane	<	0.5		ug/L	
OU6	W-854-03	4/1/21		cis-1,2-Dichloroethene	<	0.5		ug/L	
OU6	W-854-03	4/1/21		cis-1,3-Dichloropropene	<	0.5		ug/L	
OU6	W-854-03	4/1/21		Dibromochloromethane	<	0.5		ug/L	
OU6	W-854-03	4/1/21		Dichlorodifluoromethane	<	0.5		ug/L	
OU6	W-854-03	4/1/21		Methylene chloride	<	1		ug/L	
OU6	W-854-03	4/1/21		Tetrachloroethene	<	0.5		ug/L	
OU6	W-854-03	4/1/21		trans-1,2-Dichloroethene	<	0.5		ug/L	
OU6	W-854-03	4/1/21		trans-1,3-Dichloropropene	<	0.5		ug/L	

Attachment 1. Table 1. Groundwater analytical data, Site 300, 2021.

OU	Location	Date	Sample Type	Parameter	LOS Indicator	Result	Error	Units	QA Flag
OU6	W-854-03	4/1/21		Trichloroethene		4.1		ug/L	
OU6	W-854-03	4/1/21		Trichlorofluoromethane	<	0.5		ug/L	
OU6	W-854-03	4/1/21		Trichlorotrifluoroethane	<	0.5		ug/L	
OU6	W-854-03	4/1/21		Vinyl chloride	<	0.5		ug/L	
OU6	W-854-03	5/3/21		Nitrate (as NO3)		42		mg/L	
OU6	W-854-03	6/2/21		Nitrate (as NO3)		39		mg/L	D
OU6	W-854-03	7/7/21		Nitrate (as NO3)		40		mg/L	D
OU6	W-854-03	7/7/21		Perchlorate	<	2		ug/L	
OU6	W-854-03	7/7/21		1,1-Dichloroethane	<	0.5		ug/L	
OU6	W-854-03	7/7/21		1,1-Dichloroethene	<	0.5		ug/L	
OU6	W-854-03	7/7/21		1,1,1-Trichloroethane	<	0.5		ug/L	
OU6	W-854-03	7/7/21		1,1,2-Trichloroethane	<	0.5		ug/L	
OU6	W-854-03	7/7/21		1,1,2,2-Tetrachloroethane	<	0.5		ug/L	
OU6	W-854-03	7/7/21		1,2-Dichlorobenzene	<	0.5		ug/L	
OU6	W-854-03	7/7/21		1,2-Dichloroethane	<	0.5		ug/L	
OU6	W-854-03	7/7/21		1,2-Dichloroethene (total)	<	1		ug/L	
OU6	W-854-03	7/7/21		1,2-Dichloropropane	<	0.5		ug/L	
OU6	W-854-03	7/7/21		1,3-Dichlorobenzene	<	0.5		ug/L	
OU6	W-854-03	7/7/21		1,4-Dichlorobenzene	<	0.5		ug/L	
OU6	W-854-03	7/7/21		2-Chloroethylvinylether	<	10		ug/L	
OU6	W-854-03	7/7/21		Bromodichloromethane	<	0.5		ug/L	
OU6	W-854-03	7/7/21		Bromoform	<	0.5		ug/L	
OU6	W-854-03	7/7/21		Bromomethane	<	1		ug/L	
OU6	W-854-03	7/7/21		Carbon tetrachloride	<	0.5		ug/L	
OU6	W-854-03	7/7/21		Chlorobenzene	<	0.5		ug/L	
OU6	W-854-03	7/7/21		Chloroethane	<	0.5		ug/L	
OU6	W-854-03	7/7/21		Chloroform	<	0.5		ug/L	
OU6	W-854-03	7/7/21		Chloromethane	<	0.5		ug/L	
OU6	W-854-03	7/7/21		cis-1,2-Dichloroethene	<	0.5		ug/L	
OU6	W-854-03	7/7/21		cis-1,3-Dichloropropene	<	0.5		ug/L	
OU6	W-854-03	7/7/21		Dibromochloromethane	<	0.5		ug/L	
OU6	W-854-03	7/7/21		Dichlorodifluoromethane	<	0.5		ug/L	
OU6	W-854-03	7/7/21		Methylene chloride	<	1		ug/L	
OU6	W-854-03	7/7/21		Tetrachloroethene	<	0.5		ug/L	
OU6	W-854-03	7/7/21		trans-1,2-Dichloroethene	<	0.5		ug/L	
OU6	W-854-03	7/7/21		trans-1,3-Dichloropropene	<	0.5		ug/L	
OU6	W-854-03	7/7/21		Trichloroethene		3.4		ug/L	
OU6	W-854-03	7/7/21		Trichlorofluoromethane	<	0.5		ug/L	
OU6	W-854-03	7/7/21		Trichlorotrifluoroethane	<	0.5		ug/L	
OU6	W-854-03	7/7/21		Vinyl chloride	<	0.5		ug/L	
OU6	W-854-03	8/2/21		Nitrate (as NO3)		39		mg/L	
OU6	W-854-03	9/1/21		Nitrate (as NO3)		40		mg/L	
OU6	W-854-03	10/4/21		Nitrate (as NO3)		40		mg/L	
OU6	W-854-03	10/4/21		Perchlorate	<	2		ug/L	
OU6	W-854-03	10/4/21		1,1-Dichloroethane	<	0.5		ug/L	
OU6	W-854-03	10/4/21		1,1-Dichloroethene	<	0.5		ug/L	
OU6	W-854-03	10/4/21		1,1,1-Trichloroethane	<	0.5		ug/L	
OU6	W-854-03	10/4/21		1,1,2-Trichloroethane	<	0.5		ug/L	
OU6	W-854-03	10/4/21		1,1,2,2-Tetrachloroethane	<	0.5		ug/L	
OU6	W-854-03	10/4/21		1,2-Dichlorobenzene	<	0.5		ug/L	
OU6	W-854-03	10/4/21		1,2-Dichloroethane	<	0.5		ug/L	
OU6	W-854-03	10/4/21		1,2-Dichloroethene (total)	<	1		ug/L	
OU6	W-854-03	10/4/21		1,2-Dichloropropane	<	0.5		ug/L	
OU6	W-854-03	10/4/21		1,3-Dichlorobenzene	<	0.5		ug/L	
OU6	W-854-03	10/4/21		1,4-Dichlorobenzene	<	0.5		ug/L	
OU6	W-854-03	10/4/21		2-Chloroethylvinylether	<	10		ug/L	
OU6	W-854-03	10/4/21		Bromodichloromethane	<	0.5		ug/L	
OU6	W-854-03	10/4/21		Bromoform	<	0.5		ug/L	
OU6	W-854-03	10/4/21		Bromomethane	<	1		ug/L	
OU6	W-854-03	10/4/21		Carbon tetrachloride	<	0.5		ug/L	
OU6	W-854-03	10/4/21		Chlorobenzene	<	0.5		ug/L	
OU6	W-854-03	10/4/21		Chloroethane	<	0.5		ug/L	
OU6	W-854-03	10/4/21		Chloroform	<	0.5		ug/L	
OU6	W-854-03	10/4/21		Chloromethane	<	0.5		ug/L	
OU6	W-854-03	10/4/21		cis-1,2-Dichloroethene	<	0.5		ug/L	
OU6	W-854-03	10/4/21		cis-1,3-Dichloropropene	<	0.5		ug/L	

Attachment 1. Table 1. Groundwater analytical data, Site 300, 2021.

OU	Location	Date	Sample Type	Parameter	LOS Indicator	Result	Error	Units	QA Flag
OU6	W-854-03	10/4/21		Dibromochloromethane	<	0.5		ug/L	
OU6	W-854-03	10/4/21		Dichlorodifluoromethane	<	0.5		ug/L	
OU6	W-854-03	10/4/21		Methylene chloride	<	1		ug/L	
OU6	W-854-03	10/4/21		Tetrachloroethene	<	0.5		ug/L	
OU6	W-854-03	10/4/21		trans-1,2-Dichloroethene	<	0.5		ug/L	
OU6	W-854-03	10/4/21		trans-1,3-Dichloropropene	<	0.5		ug/L	
OU6	W-854-03	10/4/21		Trichloroethene		3		ug/L	
OU6	W-854-03	10/4/21		Trichlorofluoromethane	<	0.5		ug/L	
OU6	W-854-03	10/4/21		Trichlorotrifluoroethane	<	0.5		ug/L	
OU6	W-854-03	10/4/21		Vinyl chloride	<	0.5		ug/L	
OU6	W-854-03	11/1/21		Nitrate (as NO3)		40		mg/L	
OU6	W-854-03	12/2/21		Nitrate (as NO3)		40		mg/L	
OU6	W-854-04	6/1/21		Nitrate (as NO3)	<	2.5		mg/L	D
OU6	W-854-04	6/1/21		Perchlorate	<	4		ug/L	
OU6	W-854-04	6/1/21		1,1-Dichloroethane	<	0.5		ug/L	
OU6	W-854-04	6/1/21		1,1-Dichloroethene	<	0.5		ug/L	
OU6	W-854-04	6/1/21		1,1,1-Trichloroethane	<	0.5		ug/L	
OU6	W-854-04	6/1/21		1,1,2-Trichloroethane	<	0.5		ug/L	
OU6	W-854-04	6/1/21		1,1,2,2-Tetrachloroethane	<	0.5		ug/L	
OU6	W-854-04	6/1/21		1,2-Dichlorobenzene	<	0.5		ug/L	
OU6	W-854-04	6/1/21		1,2-Dichloroethane	<	0.5		ug/L	
OU6	W-854-04	6/1/21		1,2-Dichloroethene (total)	<	1		ug/L	
OU6	W-854-04	6/1/21		1,2-Dichloropropane	<	0.5		ug/L	
OU6	W-854-04	6/1/21		1,3-Dichlorobenzene	<	0.5		ug/L	
OU6	W-854-04	6/1/21		1,4-Dichlorobenzene	<	0.5		ug/L	
OU6	W-854-04	6/1/21		2-Chloroethylvinylether	<	10		ug/L	
OU6	W-854-04	6/1/21		Bromodichloromethane	<	0.5		ug/L	
OU6	W-854-04	6/1/21		Bromoform	<	0.5		ug/L	
OU6	W-854-04	6/1/21		Bromomethane	<	1		ug/L	
OU6	W-854-04	6/1/21		Carbon tetrachloride	<	0.5		ug/L	
OU6	W-854-04	6/1/21		Chlorobenzene	<	0.5		ug/L	
OU6	W-854-04	6/1/21		Chloroethane	<	0.5		ug/L	
OU6	W-854-04	6/1/21		Chloroform	<	0.5		ug/L	
OU6	W-854-04	6/1/21		Chloromethane	<	0.5		ug/L	
OU6	W-854-04	6/1/21		cis-1,2-Dichloroethene	<	0.5		ug/L	
OU6	W-854-04	6/1/21		cis-1,3-Dichloropropene	<	0.5		ug/L	
OU6	W-854-04	6/1/21		Dibromochloromethane	<	0.5		ug/L	
OU6	W-854-04	6/1/21		Dichlorodifluoromethane	<	0.5		ug/L	
OU6	W-854-04	6/1/21		Methylene chloride	<	1		ug/L	
OU6	W-854-04	6/1/21		Tetrachloroethene	<	0.5		ug/L	
OU6	W-854-04	6/1/21		trans-1,2-Dichloroethene	<	0.5		ug/L	
OU6	W-854-04	6/1/21		trans-1,3-Dichloropropene	<	0.5		ug/L	
OU6	W-854-04	6/1/21		Trichloroethene	<	0.5		ug/L	
OU6	W-854-04	6/1/21		Trichlorofluoromethane	<	0.5		ug/L	
OU6	W-854-04	6/1/21		Trichlorotrifluoroethane	<	0.5		ug/L	
OU6	W-854-04	6/1/21		Vinyl chloride	<	0.5		ug/L	
OU6	W-854-04	6/1/21		Field Oxidation Potential (Eh)		-84		mVolts	
OU6	W-854-04	6/1/21		Field pH		7.08		Units	
OU6	W-854-04	6/1/21		Field Specific Conductance		2884		umhos/cm	
OU6	W-854-04	6/1/21		Field Temperature		23.5		Degrees C	
OU6	W-854-04	10/13/21		Perchlorate	<	2		ug/L	H
OU6	W-854-04	10/13/21		1,1-Dichloroethane	<	0.5		ug/L	
OU6	W-854-04	10/13/21		1,1-Dichloroethene	<	0.5		ug/L	
OU6	W-854-04	10/13/21		1,1,1-Trichloroethane	<	0.5		ug/L	
OU6	W-854-04	10/13/21		1,1,2-Trichloroethane	<	0.5		ug/L	
OU6	W-854-04	10/13/21		1,1,2,2-Tetrachloroethane	<	0.5		ug/L	
OU6	W-854-04	10/13/21		1,2-Dichlorobenzene	<	0.5		ug/L	
OU6	W-854-04	10/13/21		1,2-Dichloroethane	<	0.5		ug/L	
OU6	W-854-04	10/13/21		1,2-Dichloroethene (total)	<	1		ug/L	
OU6	W-854-04	10/13/21		1,2-Dichloropropane	<	0.5		ug/L	
OU6	W-854-04	10/13/21		1,3-Dichlorobenzene	<	0.5		ug/L	
OU6	W-854-04	10/13/21		1,4-Dichlorobenzene	<	0.5		ug/L	
OU6	W-854-04	10/13/21		2-Chloroethylvinylether	<	10		ug/L	
OU6	W-854-04	10/13/21		Bromodichloromethane	<	0.5		ug/L	
OU6	W-854-04	10/13/21		Bromoform	<	0.5		ug/L	
OU6	W-854-04	10/13/21		Bromomethane	<	1		ug/L	

Attachment 1. Table 1. Groundwater analytical data, Site 300, 2021.

OU	Location	Date	Sample Type	Parameter	LOS Indicator	Result	Error	Units	QA Flag
OU6	W-854-04	10/13/21		Carbon tetrachloride	<	0.5		ug/L	
OU6	W-854-04	10/13/21		Chlorobenzene	<	0.5		ug/L	
OU6	W-854-04	10/13/21		Chloroethane	<	0.5		ug/L	
OU6	W-854-04	10/13/21		Chloroform	<	0.5		ug/L	
OU6	W-854-04	10/13/21		Chloromethane	<	0.5		ug/L	
OU6	W-854-04	10/13/21		cis-1,2-Dichloroethene	<	0.5		ug/L	
OU6	W-854-04	10/13/21		cis-1,3-Dichloropropene	<	0.5		ug/L	
OU6	W-854-04	10/13/21		Dibromochloromethane	<	0.5		ug/L	
OU6	W-854-04	10/13/21		Dichlorodifluoromethane	<	0.5		ug/L	
OU6	W-854-04	10/13/21		Methylene chloride	<	1		ug/L	
OU6	W-854-04	10/13/21		Tetrachloroethene	<	0.5		ug/L	
OU6	W-854-04	10/13/21		trans-1,2-Dichloroethene	<	0.5		ug/L	
OU6	W-854-04	10/13/21		trans-1,3-Dichloropropene	<	0.5		ug/L	
OU6	W-854-04	10/13/21		Trichloroethene	<	0.5		ug/L	
OU6	W-854-04	10/13/21		Trichlorofluoromethane	<	0.5		ug/L	
OU6	W-854-04	10/13/21		Trichlorotrifluoroethane	<	0.5		ug/L	
OU6	W-854-04	10/13/21		Vinyl chloride	<	0.5		ug/L	
OU6	W-854-04	10/13/21		Field Oxidation Potential (Eh)		-117		mVolts	
OU6	W-854-04	10/13/21		Field pH		7.03		Units	
OU6	W-854-04	10/13/21		Field Specific Conductance		2659		umhos/cm	
OU6	W-854-04	10/13/21		Field Temperature		21.1		Degrees C	
OU6	W-854-05	4/21/21		Nitrate (as NO3)		51		mg/L	D
OU6	W-854-05	4/21/21		Perchlorate	<	4		ug/L	
OU6	W-854-05	4/21/21		1,1-Dichloroethane	<	0.5		ug/L	
OU6	W-854-05	4/21/21		1,1-Dichloroethene	<	0.5		ug/L	
OU6	W-854-05	4/21/21		1,1,1-Trichloroethane	<	0.5		ug/L	
OU6	W-854-05	4/21/21		1,1,2-Trichloroethane	<	0.5		ug/L	
OU6	W-854-05	4/21/21		1,1,2,2-Tetrachloroethane	<	0.5		ug/L	
OU6	W-854-05	4/21/21		1,2-Dichlorobenzene	<	0.5		ug/L	
OU6	W-854-05	4/21/21		1,2-Dichloroethane	<	0.5		ug/L	
OU6	W-854-05	4/21/21		1,2-Dichloroethene (total)	<	1		ug/L	
OU6	W-854-05	4/21/21		1,2-Dichloropropane	<	0.5		ug/L	
OU6	W-854-05	4/21/21		1,3-Dichlorobenzene	<	0.5		ug/L	
OU6	W-854-05	4/21/21		1,4-Dichlorobenzene	<	0.5		ug/L	
OU6	W-854-05	4/21/21		2-Chloroethylvinylether	<	1		ug/L	
OU6	W-854-05	4/21/21		Bromodichloromethane	<	0.5		ug/L	
OU6	W-854-05	4/21/21		Bromoform	<	0.5		ug/L	
OU6	W-854-05	4/21/21		Bromomethane	<	0.5		ug/L	
OU6	W-854-05	4/21/21		Carbon tetrachloride	<	0.5		ug/L	
OU6	W-854-05	4/21/21		Chlorobenzene	<	0.5		ug/L	
OU6	W-854-05	4/21/21		Chloroethane	<	0.5		ug/L	
OU6	W-854-05	4/21/21		Chloroform	<	0.5		ug/L	
OU6	W-854-05	4/21/21		Chloromethane	<	0.5		ug/L	
OU6	W-854-05	4/21/21		cis-1,2-Dichloroethene	<	0.5		ug/L	
OU6	W-854-05	4/21/21		cis-1,3-Dichloropropene	<	0.5		ug/L	
OU6	W-854-05	4/21/21		Dibromochloromethane	<	0.5		ug/L	
OU6	W-854-05	4/21/21		Dichlorodifluoromethane	<	0.5		ug/L	
OU6	W-854-05	4/21/21		Methylene chloride	<	0.5		ug/L	
OU6	W-854-05	4/21/21		Tetrachloroethene	<	0.5		ug/L	
OU6	W-854-05	4/21/21		trans-1,2-Dichloroethene	<	0.5		ug/L	
OU6	W-854-05	4/21/21		trans-1,3-Dichloropropene	<	0.5		ug/L	
OU6	W-854-05	4/21/21		Trichloroethene	<	0.5		ug/L	
OU6	W-854-05	4/21/21		Trichlorofluoromethane	<	0.5		ug/L	
OU6	W-854-05	4/21/21		Trichlorotrifluoroethane	<	0.5		ug/L	
OU6	W-854-05	4/21/21		Vinyl chloride	<	0.5		ug/L	
OU6	W-854-05	4/21/21		Field Oxidation Potential (Eh)		211		mVolts	
OU6	W-854-05	4/21/21		Field pH		8.17		Units	
OU6	W-854-05	4/21/21		Field Specific Conductance		793		umhos/cm	
OU6	W-854-05	4/21/21		Field Temperature		21.4		Degrees C	
OU6	W-854-05	11/3/21		Perchlorate		4.1		ug/L	
OU6	W-854-05	11/3/21		1,1-Dichloroethane	<	0.5		ug/L	
OU6	W-854-05	11/3/21		1,1-Dichloroethene	<	0.5		ug/L	
OU6	W-854-05	11/3/21		1,1,1-Trichloroethane	<	0.5		ug/L	
OU6	W-854-05	11/3/21		1,1,2-Trichloroethane	<	0.5		ug/L	
OU6	W-854-05	11/3/21		1,1,2,2-Tetrachloroethane	<	0.5		ug/L	
OU6	W-854-05	11/3/21		1,2-Dichlorobenzene	<	0.5		ug/L	

Attachment 1. Table 1. Groundwater analytical data, Site 300, 2021.

OU	Location	Date	Sample Type	Parameter	LOS Indicator	Result	Error	Units	QA Flag
OU6	W-854-05	11/3/21		1,2-Dichloroethane	<	0.5		ug/L	
OU6	W-854-05	11/3/21		1,2-Dichloroethene (total)	<	1		ug/L	
OU6	W-854-05	11/3/21		1,2-Dichloropropane	<	0.5		ug/L	
OU6	W-854-05	11/3/21		1,3-Dichlorobenzene	<	0.5		ug/L	
OU6	W-854-05	11/3/21		1,4-Dichlorobenzene	<	0.5		ug/L	
OU6	W-854-05	11/3/21		2-Chloroethylvinylether	<	1		ug/L	L
OU6	W-854-05	11/3/21		Bromodichloromethane	<	0.5		ug/L	
OU6	W-854-05	11/3/21		Bromoform	<	0.5		ug/L	
OU6	W-854-05	11/3/21		Bromomethane	<	0.5		ug/L	
OU6	W-854-05	11/3/21		Carbon tetrachloride	<	0.5		ug/L	
OU6	W-854-05	11/3/21		Chlorobenzene	<	0.5		ug/L	
OU6	W-854-05	11/3/21		Chloroethane	<	0.5		ug/L	
OU6	W-854-05	11/3/21		Chloroform	<	0.5		ug/L	
OU6	W-854-05	11/3/21		Chloromethane	<	0.5		ug/L	
OU6	W-854-05	11/3/21		cis-1,2-Dichloroethene	<	0.5		ug/L	
OU6	W-854-05	11/3/21		cis-1,3-Dichloropropene	<	0.5		ug/L	
OU6	W-854-05	11/3/21		Dibromochloromethane	<	0.5		ug/L	
OU6	W-854-05	11/3/21		Dichlorodifluoromethane	<	0.5		ug/L	
OU6	W-854-05	11/3/21		Methylene chloride	<	0.5		ug/L	
OU6	W-854-05	11/3/21		Tetrachloroethene	<	0.5		ug/L	
OU6	W-854-05	11/3/21		trans-1,2-Dichloroethene	<	0.5		ug/L	
OU6	W-854-05	11/3/21		trans-1,3-Dichloropropene	<	0.5		ug/L	
OU6	W-854-05	11/3/21		Trichloroethene	<	0.5		ug/L	
OU6	W-854-05	11/3/21		Trichlorofluoromethane	<	0.5		ug/L	
OU6	W-854-05	11/3/21		Trichlorotrifluoroethane	<	0.5		ug/L	
OU6	W-854-05	11/3/21		Vinyl chloride	<	0.5		ug/L	
OU6	W-854-05	11/3/21		Field Oxidation Potential (Eh)		122		mVolts	
OU6	W-854-05	11/3/21		Field pH		8.42		Units	
OU6	W-854-05	11/3/21		Field Specific Conductance		796		umhos/cm	
OU6	W-854-05	11/3/21		Field Temperature		15.4		Degrees C	
OU6	W-854-06	5/24/21		Nitrate (as NO3)	<	0.5		mg/L	
OU6	W-854-06	5/24/21		Perchlorate	<	4		ug/L	
OU6	W-854-06	5/24/21		1,1-Dichloroethane	<	0.5		ug/L	
OU6	W-854-06	5/24/21		1,1-Dichloroethene	<	0.5		ug/L	
OU6	W-854-06	5/24/21		1,1,1-Trichloroethane	<	0.5		ug/L	
OU6	W-854-06	5/24/21		1,1,2-Trichloroethane	<	0.5		ug/L	
OU6	W-854-06	5/24/21		1,1,2,2-Tetrachloroethane	<	0.5		ug/L	
OU6	W-854-06	5/24/21		1,2-Dichlorobenzene	<	0.5		ug/L	
OU6	W-854-06	5/24/21		1,2-Dichloroethane	<	0.5		ug/L	
OU6	W-854-06	5/24/21		1,2-Dichloroethene (total)	<	1		ug/L	
OU6	W-854-06	5/24/21		1,2-Dichloropropane	<	0.5		ug/L	
OU6	W-854-06	5/24/21		1,3-Dichlorobenzene	<	0.5		ug/L	
OU6	W-854-06	5/24/21		1,4-Dichlorobenzene	<	0.5		ug/L	
OU6	W-854-06	5/24/21		2-Chloroethylvinylether	<	10		ug/L	
OU6	W-854-06	5/24/21		Bromodichloromethane	<	0.5		ug/L	
OU6	W-854-06	5/24/21		Bromoform	<	0.5		ug/L	
OU6	W-854-06	5/24/21		Bromomethane	<	1		ug/L	
OU6	W-854-06	5/24/21		Carbon tetrachloride	<	0.5		ug/L	
OU6	W-854-06	5/24/21		Chlorobenzene	<	0.5		ug/L	
OU6	W-854-06	5/24/21		Chloroethane	<	0.5		ug/L	
OU6	W-854-06	5/24/21		Chloroform	<	0.5		ug/L	
OU6	W-854-06	5/24/21		Chloromethane	<	0.5		ug/L	
OU6	W-854-06	5/24/21		cis-1,2-Dichloroethene	<	0.5		ug/L	
OU6	W-854-06	5/24/21		cis-1,3-Dichloropropene	<	0.5		ug/L	
OU6	W-854-06	5/24/21		Dibromochloromethane	<	0.5		ug/L	
OU6	W-854-06	5/24/21		Dichlorodifluoromethane	<	0.5		ug/L	
OU6	W-854-06	5/24/21		Methylene chloride	<	1		ug/L	
OU6	W-854-06	5/24/21		Tetrachloroethene	<	0.5		ug/L	
OU6	W-854-06	5/24/21		trans-1,2-Dichloroethene	<	0.5		ug/L	
OU6	W-854-06	5/24/21		trans-1,3-Dichloropropene	<	0.5		ug/L	
OU6	W-854-06	5/24/21		Trichloroethene	<	0.5		ug/L	
OU6	W-854-06	5/24/21		Trichlorofluoromethane	<	0.5		ug/L	
OU6	W-854-06	5/24/21		Trichlorotrifluoroethane	<	0.5		ug/L	
OU6	W-854-06	5/24/21		Vinyl chloride	<	0.5		ug/L	
OU6	W-854-06	5/24/21		Field Oxidation Potential (Eh)		-159		mVolts	
OU6	W-854-06	5/24/21		Field pH		7.83		Units	

Attachment 1. Table 1. Groundwater analytical data, Site 300, 2021.

OU	Location	Date	Sample Type	Parameter	LOS Indicator	Result	Error	Units	QA Flag
OU6	W-854-06	5/24/21		Field Specific Conductance		853.1		umhos/cm	
OU6	W-854-06	5/24/21		Field Temperature		21.7		Degrees C	
OU6	W-854-06	10/13/21		Perchlorate	<	2		ug/L	
OU6	W-854-06	10/13/21		1,1-Dichloroethane	<	0.5		ug/L	
OU6	W-854-06	10/13/21		1,1-Dichloroethene	<	0.5		ug/L	
OU6	W-854-06	10/13/21		1,1,1-Trichloroethane	<	0.5		ug/L	
OU6	W-854-06	10/13/21		1,1,2-Trichloroethane	<	0.5		ug/L	
OU6	W-854-06	10/13/21		1,1,2,2-Tetrachloroethane	<	0.5		ug/L	
OU6	W-854-06	10/13/21		1,2-Dichlorobenzene	<	0.5		ug/L	
OU6	W-854-06	10/13/21		1,2-Dichloroethane	<	0.5		ug/L	
OU6	W-854-06	10/13/21		1,2-Dichloroethene (total)	<	1		ug/L	
OU6	W-854-06	10/13/21		1,2-Dichloropropane	<	0.5		ug/L	
OU6	W-854-06	10/13/21		1,3-Dichlorobenzene	<	0.5		ug/L	
OU6	W-854-06	10/13/21		1,4-Dichlorobenzene	<	0.5		ug/L	
OU6	W-854-06	10/13/21		2-Chloroethylvinylether	<	1		ug/L	
OU6	W-854-06	10/13/21		Bromodichloromethane	<	0.5		ug/L	
OU6	W-854-06	10/13/21		Bromoform	<	0.5		ug/L	
OU6	W-854-06	10/13/21		Bromomethane	<	0.5		ug/L	
OU6	W-854-06	10/13/21		Carbon tetrachloride	<	0.5		ug/L	
OU6	W-854-06	10/13/21		Chlorobenzene	<	0.5		ug/L	
OU6	W-854-06	10/13/21		Chloroethane	<	0.5		ug/L	
OU6	W-854-06	10/13/21		Chloroform	<	0.5		ug/L	
OU6	W-854-06	10/13/21		Chloromethane	<	0.5		ug/L	
OU6	W-854-06	10/13/21		cis-1,2-Dichloroethene	<	0.5		ug/L	
OU6	W-854-06	10/13/21		cis-1,3-Dichloropropene	<	0.5		ug/L	
OU6	W-854-06	10/13/21		Dibromochloromethane	<	0.5		ug/L	
OU6	W-854-06	10/13/21		Dichlorodifluoromethane	<	0.5		ug/L	
OU6	W-854-06	10/13/21		Methylene chloride	<	0.5		ug/L	
OU6	W-854-06	10/13/21		Tetrachloroethene	<	0.5		ug/L	
OU6	W-854-06	10/13/21		trans-1,2-Dichloroethene	<	0.5		ug/L	
OU6	W-854-06	10/13/21		trans-1,3-Dichloropropene	<	0.5		ug/L	
OU6	W-854-06	10/13/21		Trichloroethene	<	0.5		ug/L	
OU6	W-854-06	10/13/21		Trichlorofluoromethane	<	0.5		ug/L	
OU6	W-854-06	10/13/21		Trichlorotrifluoroethane	<	0.5		ug/L	
OU6	W-854-06	10/13/21		Vinyl chloride	<	0.5		ug/L	
OU6	W-854-06	10/13/21		Field Oxidation Potential (Eh)		-146		mVolts	
OU6	W-854-06	10/13/21		Field pH		7.79		Units	
OU6	W-854-06	10/13/21		Field Specific Conductance		849.4		umhos/cm	
OU6	W-854-06	10/13/21		Field Temperature		21.5		Degrees C	
OU6	W-854-07	5/24/21		Nitrate (as NO3)		26		mg/L	
OU6	W-854-07	5/24/21		Perchlorate		5.7		ug/L	
OU6	W-854-07	5/24/21		1,1-Dichloroethane	<	0.5		ug/L	
OU6	W-854-07	5/24/21		1,1-Dichloroethene	<	0.5		ug/L	
OU6	W-854-07	5/24/21		1,1,1-Trichloroethane	<	0.5		ug/L	
OU6	W-854-07	5/24/21		1,1,2-Trichloroethane	<	0.5		ug/L	
OU6	W-854-07	5/24/21		1,1,2,2-Tetrachloroethane	<	0.5		ug/L	
OU6	W-854-07	5/24/21		1,2-Dichlorobenzene	<	0.5		ug/L	
OU6	W-854-07	5/24/21		1,2-Dichloroethane	<	0.5		ug/L	
OU6	W-854-07	5/24/21		1,2-Dichloroethene (total)	<	1		ug/L	
OU6	W-854-07	5/24/21		1,2-Dichloropropane	<	0.5		ug/L	
OU6	W-854-07	5/24/21		1,3-Dichlorobenzene	<	0.5		ug/L	
OU6	W-854-07	5/24/21		1,4-Dichlorobenzene	<	0.5		ug/L	
OU6	W-854-07	5/24/21		2-Chloroethylvinylether	<	10		ug/L	
OU6	W-854-07	5/24/21		Bromodichloromethane	<	0.5		ug/L	
OU6	W-854-07	5/24/21		Bromoform	<	0.5		ug/L	
OU6	W-854-07	5/24/21		Bromomethane	<	1		ug/L	
OU6	W-854-07	5/24/21		Carbon tetrachloride	<	0.5		ug/L	
OU6	W-854-07	5/24/21		Chlorobenzene	<	0.5		ug/L	
OU6	W-854-07	5/24/21		Chloroethane	<	0.5		ug/L	
OU6	W-854-07	5/24/21		Chloroform	<	0.5		ug/L	
OU6	W-854-07	5/24/21		Chloromethane	<	0.5		ug/L	
OU6	W-854-07	5/24/21		cis-1,2-Dichloroethene	<	0.5		ug/L	
OU6	W-854-07	5/24/21		cis-1,3-Dichloropropene	<	0.5		ug/L	
OU6	W-854-07	5/24/21		Dibromochloromethane	<	0.5		ug/L	
OU6	W-854-07	5/24/21		Dichlorodifluoromethane	<	0.5		ug/L	
OU6	W-854-07	5/24/21		Methylene chloride	<	1		ug/L	

Attachment 1. Table 1. Groundwater analytical data, Site 300, 2021.

OU	Location	Date	Sample Type	Parameter	LOS Indicator	Result	Error	Units	QA Flag
OU6	W-854-07	5/24/21		Tetrachloroethene	<	0.5		ug/L	
OU6	W-854-07	5/24/21		trans-1,2-Dichloroethene	<	0.5		ug/L	
OU6	W-854-07	5/24/21		trans-1,3-Dichloropropene	<	0.5		ug/L	
OU6	W-854-07	5/24/21		Trichloroethene		11		ug/L	
OU6	W-854-07	5/24/21		Trichlorofluoromethane	<	0.5		ug/L	
OU6	W-854-07	5/24/21		Trichlorotrifluoroethane	<	0.5		ug/L	
OU6	W-854-07	5/24/21		Vinyl chloride	<	0.5		ug/L	
OU6	W-854-07	5/24/21		Field Oxidation Potential (Eh)		-128		mVolts	
OU6	W-854-07	5/24/21		Field pH		7.53		Units	
OU6	W-854-07	5/24/21		Field Specific Conductance		806.2		umhos/cm	
OU6	W-854-07	5/24/21		Field Temperature		22.9		Degrees C	
OU6	W-854-07	5/24/21	DUP	Nitrate (as NO3)		26		mg/L	
OU6	W-854-07	5/24/21	DUP	Perchlorate		5.3		ug/L	
OU6	W-854-07	5/24/21	DUP	1,1-Dichloroethane	<	0.5		ug/L	
OU6	W-854-07	5/24/21	DUP	1,1-Dichloroethene	<	0.5		ug/L	
OU6	W-854-07	5/24/21	DUP	1,1,1-Trichloroethane	<	0.5		ug/L	
OU6	W-854-07	5/24/21	DUP	1,1,2-Trichloroethane	<	0.5		ug/L	
OU6	W-854-07	5/24/21	DUP	1,1,2,2-Tetrachloroethane	<	0.5		ug/L	
OU6	W-854-07	5/24/21	DUP	1,2-Dichlorobenzene	<	0.5		ug/L	
OU6	W-854-07	5/24/21	DUP	1,2-Dichloroethane	<	0.5		ug/L	
OU6	W-854-07	5/24/21	DUP	1,2-Dichloroethene (total)	<	1		ug/L	
OU6	W-854-07	5/24/21	DUP	1,2-Dichloropropane	<	0.5		ug/L	
OU6	W-854-07	5/24/21	DUP	1,3-Dichlorobenzene	<	0.5		ug/L	
OU6	W-854-07	5/24/21	DUP	1,4-Dichlorobenzene	<	0.5		ug/L	
OU6	W-854-07	5/24/21	DUP	2-Chloroethylvinylether	<	10		ug/L	
OU6	W-854-07	5/24/21	DUP	Bromodichloromethane	<	0.5		ug/L	
OU6	W-854-07	5/24/21	DUP	Bromoform	<	0.5		ug/L	
OU6	W-854-07	5/24/21	DUP	Bromomethane	<	1		ug/L	
OU6	W-854-07	5/24/21	DUP	Carbon tetrachloride	<	0.5		ug/L	
OU6	W-854-07	5/24/21	DUP	Chlorobenzene	<	0.5		ug/L	
OU6	W-854-07	5/24/21	DUP	Chloroethane	<	0.5		ug/L	
OU6	W-854-07	5/24/21	DUP	Chloroform	<	0.5		ug/L	
OU6	W-854-07	5/24/21	DUP	Chloromethane	<	0.5		ug/L	
OU6	W-854-07	5/24/21	DUP	cis-1,2-Dichloroethene	<	0.5		ug/L	
OU6	W-854-07	5/24/21	DUP	cis-1,3-Dichloropropene	<	0.5		ug/L	
OU6	W-854-07	5/24/21	DUP	Dibromochloromethane	<	0.5		ug/L	
OU6	W-854-07	5/24/21	DUP	Dichlorodifluoromethane	<	0.5		ug/L	
OU6	W-854-07	5/24/21	DUP	Methylene chloride	<	1		ug/L	
OU6	W-854-07	5/24/21	DUP	Tetrachloroethene	<	0.5		ug/L	
OU6	W-854-07	5/24/21	DUP	trans-1,2-Dichloroethene	<	0.5		ug/L	
OU6	W-854-07	5/24/21	DUP	trans-1,3-Dichloropropene	<	0.5		ug/L	
OU6	W-854-07	5/24/21	DUP	Trichloroethene		11		ug/L	
OU6	W-854-07	5/24/21	DUP	Trichlorofluoromethane	<	0.5		ug/L	
OU6	W-854-07	5/24/21	DUP	Trichlorotrifluoroethane	<	0.5		ug/L	
OU6	W-854-07	5/24/21	DUP	Vinyl chloride	<	0.5		ug/L	
OU6	W-854-07	10/13/21		Perchlorate		4.2		ug/L	
OU6	W-854-07	10/13/21		1,1-Dichloroethane	<	0.5		ug/L	
OU6	W-854-07	10/13/21		1,1-Dichloroethene	<	0.5		ug/L	
OU6	W-854-07	10/13/21		1,1,1-Trichloroethane	<	0.5		ug/L	
OU6	W-854-07	10/13/21		1,1,2-Trichloroethane	<	0.5		ug/L	
OU6	W-854-07	10/13/21		1,1,2,2-Tetrachloroethane	<	0.5		ug/L	
OU6	W-854-07	10/13/21		1,2-Dichlorobenzene	<	0.5		ug/L	
OU6	W-854-07	10/13/21		1,2-Dichloroethane	<	0.5		ug/L	
OU6	W-854-07	10/13/21		1,2-Dichloroethene (total)	<	1		ug/L	
OU6	W-854-07	10/13/21		1,2-Dichloropropane	<	0.5		ug/L	
OU6	W-854-07	10/13/21		1,3-Dichlorobenzene	<	0.5		ug/L	
OU6	W-854-07	10/13/21		1,4-Dichlorobenzene	<	0.5		ug/L	
OU6	W-854-07	10/13/21		2-Chloroethylvinylether	<	1		ug/L	
OU6	W-854-07	10/13/21		Bromodichloromethane	<	0.5		ug/L	
OU6	W-854-07	10/13/21		Bromoform	<	0.5		ug/L	
OU6	W-854-07	10/13/21		Bromomethane	<	0.5		ug/L	
OU6	W-854-07	10/13/21		Carbon tetrachloride	<	0.5		ug/L	
OU6	W-854-07	10/13/21		Chlorobenzene	<	0.5		ug/L	
OU6	W-854-07	10/13/21		Chloroethane	<	0.5		ug/L	
OU6	W-854-07	10/13/21		Chloroform	<	0.5		ug/L	
OU6	W-854-07	10/13/21		Chloromethane	<	0.5		ug/L	

Attachment 1. Table 1. Groundwater analytical data, Site 300, 2021.

OU	Location	Date	Sample Type	Parameter	LOS Indicator	Result	Error	Units	QA Flag
OU6	W-854-07	10/13/21		cis-1,2-Dichloroethene	<	0.5		ug/L	
OU6	W-854-07	10/13/21		cis-1,3-Dichloropropene	<	0.5		ug/L	
OU6	W-854-07	10/13/21		Dibromochloromethane	<	0.5		ug/L	
OU6	W-854-07	10/13/21		Dichlorodifluoromethane	<	0.5		ug/L	
OU6	W-854-07	10/13/21		Methylene chloride	<	0.5		ug/L	
OU6	W-854-07	10/13/21		Tetrachloroethene	<	0.5		ug/L	
OU6	W-854-07	10/13/21		trans-1,2-Dichloroethene	<	0.5		ug/L	
OU6	W-854-07	10/13/21		trans-1,3-Dichloropropene	<	0.5		ug/L	
OU6	W-854-07	10/13/21		Trichloroethene		18		ug/L	
OU6	W-854-07	10/13/21		Trichlorofluoromethane	<	0.5		ug/L	
OU6	W-854-07	10/13/21		Trichlorotrifluoroethane	<	0.5		ug/L	
OU6	W-854-07	10/13/21		Vinyl chloride	<	0.5		ug/L	
OU6	W-854-07	10/13/21		Field Oxidation Potential (Eh)		-46		mVolts	
OU6	W-854-07	10/13/21		Field pH		7.6		Units	
OU6	W-854-07	10/13/21		Field Specific Conductance		756.1		umhos/cm	
OU6	W-854-07	10/13/21		Field Temperature		21.1		Degrees C	
OU6	W-854-08	4/21/21		Nitrate (as NO3)		40		mg/L	
OU6	W-854-08	4/21/21		Perchlorate		4.5		ug/L	
OU6	W-854-08	4/21/21		1,1-Dichloroethane	<	0.5		ug/L	
OU6	W-854-08	4/21/21		1,1-Dichloroethene	<	0.5		ug/L	
OU6	W-854-08	4/21/21		1,1,1-Trichloroethane	<	0.5		ug/L	
OU6	W-854-08	4/21/21		1,1,2-Trichloroethane	<	0.5		ug/L	
OU6	W-854-08	4/21/21		1,1,2,2-Tetrachloroethane	<	0.5		ug/L	
OU6	W-854-08	4/21/21		1,2-Dichlorobenzene	<	0.5		ug/L	
OU6	W-854-08	4/21/21		1,2-Dichloroethane	<	0.5		ug/L	
OU6	W-854-08	4/21/21		1,2-Dichloroethene (total)	<	1		ug/L	
OU6	W-854-08	4/21/21		1,2-Dichloropropane	<	0.5		ug/L	
OU6	W-854-08	4/21/21		1,3-Dichlorobenzene	<	0.5		ug/L	
OU6	W-854-08	4/21/21		1,4-Dichlorobenzene	<	0.5		ug/L	
OU6	W-854-08	4/21/21		2-Chloroethylvinylether	<	1		ug/L	
OU6	W-854-08	4/21/21		Bromodichloromethane	<	0.5		ug/L	
OU6	W-854-08	4/21/21		Bromoform	<	0.5		ug/L	
OU6	W-854-08	4/21/21		Bromomethane	<	0.5		ug/L	
OU6	W-854-08	4/21/21		Carbon tetrachloride	<	0.5		ug/L	
OU6	W-854-08	4/21/21		Chlorobenzene	<	0.5		ug/L	
OU6	W-854-08	4/21/21		Chloroethane	<	0.5		ug/L	
OU6	W-854-08	4/21/21		Chloroform	<	0.5		ug/L	
OU6	W-854-08	4/21/21		Chloromethane	<	0.5		ug/L	
OU6	W-854-08	4/21/21		cis-1,2-Dichloroethene	<	0.5		ug/L	
OU6	W-854-08	4/21/21		cis-1,3-Dichloropropene	<	0.5		ug/L	
OU6	W-854-08	4/21/21		Dibromochloromethane	<	0.5		ug/L	
OU6	W-854-08	4/21/21		Dichlorodifluoromethane	<	0.5		ug/L	
OU6	W-854-08	4/21/21		Methylene chloride	<	0.5		ug/L	
OU6	W-854-08	4/21/21		Tetrachloroethene	<	0.5		ug/L	
OU6	W-854-08	4/21/21		trans-1,2-Dichloroethene	<	0.5		ug/L	
OU6	W-854-08	4/21/21		trans-1,3-Dichloropropene	<	0.5		ug/L	
OU6	W-854-08	4/21/21		Trichloroethene	<	0.5		ug/L	
OU6	W-854-08	4/21/21		Trichlorofluoromethane	<	0.5		ug/L	
OU6	W-854-08	4/21/21		Trichlorotrifluoroethane	<	0.5		ug/L	
OU6	W-854-08	4/21/21		Vinyl chloride	<	0.5		ug/L	
OU6	W-854-08	4/21/21		Field Oxidation Potential (Eh)		248		mVolts	
OU6	W-854-08	4/21/21		Field pH		8.13		Units	
OU6	W-854-08	4/21/21		Field Specific Conductance		1038		umhos/cm	
OU6	W-854-08	4/21/21		Field Temperature		18.6		Degrees C	
OU6	W-854-08	11/4/21		Perchlorate		5		ug/L	
OU6	W-854-08	11/4/21		1,1-Dichloroethane	<	0.5		ug/L	
OU6	W-854-08	11/4/21		1,1-Dichloroethene	<	0.5		ug/L	
OU6	W-854-08	11/4/21		1,1,1-Trichloroethane	<	0.5		ug/L	
OU6	W-854-08	11/4/21		1,1,2-Trichloroethane	<	0.5		ug/L	
OU6	W-854-08	11/4/21		1,1,2,2-Tetrachloroethane	<	0.5		ug/L	
OU6	W-854-08	11/4/21		1,2-Dichlorobenzene	<	0.5		ug/L	
OU6	W-854-08	11/4/21		1,2-Dichloroethane	<	0.5		ug/L	
OU6	W-854-08	11/4/21		1,2-Dichloroethene (total)	<	1		ug/L	
OU6	W-854-08	11/4/21		1,2-Dichloropropane	<	0.5		ug/L	
OU6	W-854-08	11/4/21		1,3-Dichlorobenzene	<	0.5		ug/L	
OU6	W-854-08	11/4/21		1,4-Dichlorobenzene	<	0.5		ug/L	

Attachment 1. Table 1. Groundwater analytical data, Site 300, 2021.

OU	Location	Date	Sample Type	Parameter	LOS Indicator	Result	Error	Units	QA Flag
OU6	W-854-08	11/4/21		2-Chloroethylvinylether	<	1		ug/L	
OU6	W-854-08	11/4/21		Bromodichloromethane	<	0.5		ug/L	
OU6	W-854-08	11/4/21		Bromoform	<	0.5		ug/L	
OU6	W-854-08	11/4/21		Bromomethane	<	0.5		ug/L	
OU6	W-854-08	11/4/21		Carbon tetrachloride	<	0.5		ug/L	
OU6	W-854-08	11/4/21		Chlorobenzene	<	0.5		ug/L	
OU6	W-854-08	11/4/21		Chloroethane	<	0.5		ug/L	
OU6	W-854-08	11/4/21		Chloroform	<	0.5		ug/L	
OU6	W-854-08	11/4/21		Chloromethane	<	0.5		ug/L	
OU6	W-854-08	11/4/21		cis-1,2-Dichloroethene	<	0.5		ug/L	
OU6	W-854-08	11/4/21		cis-1,3-Dichloropropene	<	0.5		ug/L	
OU6	W-854-08	11/4/21		Dibromochloromethane	<	0.5		ug/L	
OU6	W-854-08	11/4/21		Dichlorodifluoromethane	<	0.5		ug/L	
OU6	W-854-08	11/4/21		Methylene chloride	<	0.5		ug/L	
OU6	W-854-08	11/4/21		Tetrachloroethene	<	0.5		ug/L	
OU6	W-854-08	11/4/21		trans-1,2-Dichloroethene	<	0.5		ug/L	
OU6	W-854-08	11/4/21		trans-1,3-Dichloropropene	<	0.5		ug/L	
OU6	W-854-08	11/4/21		Trichloroethene	<	0.5		ug/L	
OU6	W-854-08	11/4/21		Trichlorofluoromethane	<	0.5		ug/L	
OU6	W-854-08	11/4/21		Trichlorotrifluoroethane	<	0.5		ug/L	
OU6	W-854-08	11/4/21		Vinyl chloride	<	0.5		ug/L	
OU6	W-854-08	11/4/21		Field Oxidation Potential (Eh)		114		mVolts	
OU6	W-854-08	11/4/21		Field pH		8.11		Units	
OU6	W-854-08	11/4/21		Field Specific Conductance		1050		umhos/cm	
OU6	W-854-08	11/4/21		Field Temperature		20.5		Degrees C	
OU6	W-854-08	12/7/21		Perchlorate		5.3		ug/L	
OU6	W-854-08	12/7/21		1,1-Dichloroethane	<	0.5		ug/L	
OU6	W-854-08	12/7/21		1,1-Dichloroethene	<	0.5		ug/L	
OU6	W-854-08	12/7/21		1,1,1-Trichloroethane	<	0.5		ug/L	
OU6	W-854-08	12/7/21		1,1,2-Trichloroethane	<	0.5		ug/L	
OU6	W-854-08	12/7/21		1,1,2,2-Tetrachloroethane	<	0.5		ug/L	
OU6	W-854-08	12/7/21		1,2-Dichlorobenzene	<	0.5		ug/L	
OU6	W-854-08	12/7/21		1,2-Dichloroethane	<	0.5		ug/L	
OU6	W-854-08	12/7/21		1,2-Dichloroethene (total)	<	1		ug/L	
OU6	W-854-08	12/7/21		1,2-Dichloropropane	<	0.5		ug/L	
OU6	W-854-08	12/7/21		1,3-Dichlorobenzene	<	0.5		ug/L	
OU6	W-854-08	12/7/21		1,4-Dichlorobenzene	<	0.5		ug/L	
OU6	W-854-08	12/7/21		2-Chloroethylvinylether	<	1		ug/L	L
OU6	W-854-08	12/7/21		Bromodichloromethane	<	0.5		ug/L	
OU6	W-854-08	12/7/21		Bromoform	<	0.5		ug/L	
OU6	W-854-08	12/7/21		Bromomethane	<	0.5		ug/L	
OU6	W-854-08	12/7/21		Carbon tetrachloride	<	0.5		ug/L	
OU6	W-854-08	12/7/21		Chlorobenzene	<	0.5		ug/L	
OU6	W-854-08	12/7/21		Chloroethane	<	0.5		ug/L	
OU6	W-854-08	12/7/21		Chloroform	<	0.5		ug/L	
OU6	W-854-08	12/7/21		Chloromethane	<	0.5		ug/L	
OU6	W-854-08	12/7/21		cis-1,2-Dichloroethene	<	0.5		ug/L	
OU6	W-854-08	12/7/21		cis-1,3-Dichloropropene	<	0.5		ug/L	
OU6	W-854-08	12/7/21		Dibromochloromethane	<	0.5		ug/L	
OU6	W-854-08	12/7/21		Dichlorodifluoromethane	<	0.5		ug/L	
OU6	W-854-08	12/7/21		Methylene chloride	<	0.5		ug/L	
OU6	W-854-08	12/7/21		Tetrachloroethene	<	0.5		ug/L	
OU6	W-854-08	12/7/21		trans-1,2-Dichloroethene	<	0.5		ug/L	
OU6	W-854-08	12/7/21		trans-1,3-Dichloropropene	<	0.5		ug/L	
OU6	W-854-08	12/7/21		Trichloroethene	<	0.5		ug/L	
OU6	W-854-08	12/7/21		Trichlorofluoromethane	<	0.5		ug/L	
OU6	W-854-08	12/7/21		Trichlorotrifluoroethane	<	0.5		ug/L	
OU6	W-854-08	12/7/21		Vinyl chloride	<	0.5		ug/L	
OU6	W-854-08	12/7/21		Field Oxidation Potential (Eh)		149		mVolts	
OU6	W-854-08	12/7/21		Field pH		8.19		Units	
OU6	W-854-08	12/7/21		Field Specific Conductance		1052		umhos/cm	
OU6	W-854-08	12/7/21		Field Temperature		17.6		Degrees C	
OU6	W-854-10	4/21/21		Nitrate (as NO3)		16		mg/L	
OU6	W-854-10	4/21/21		Perchlorate	<	4		ug/L	
OU6	W-854-10	4/21/21		1,1-Dichloroethane	<	0.5		ug/L	
OU6	W-854-10	4/21/21		1,1-Dichloroethene	<	0.5		ug/L	

Attachment 1. Table 1. Groundwater analytical data, Site 300, 2021.

OU	Location	Date	Sample Type	Parameter	LOS Indicator	Result	Error	Units	QA Flag
OU6	W-854-10	4/21/21		1,1,1-Trichloroethane	<	0.5		ug/L	
OU6	W-854-10	4/21/21		1,1,2-Trichloroethane	<	0.5		ug/L	
OU6	W-854-10	4/21/21		1,1,2,2-Tetrachloroethane	<	0.5		ug/L	
OU6	W-854-10	4/21/21		1,2-Dichlorobenzene	<	0.5		ug/L	
OU6	W-854-10	4/21/21		1,2-Dichloroethane	<	0.5		ug/L	
OU6	W-854-10	4/21/21		1,2-Dichloroethene (total)	<	1		ug/L	
OU6	W-854-10	4/21/21		1,2-Dichloropropane	<	0.5		ug/L	
OU6	W-854-10	4/21/21		1,3-Dichlorobenzene	<	0.5		ug/L	
OU6	W-854-10	4/21/21		1,4-Dichlorobenzene	<	0.5		ug/L	
OU6	W-854-10	4/21/21		2-Chloroethylvinylether	<	1		ug/L	
OU6	W-854-10	4/21/21		Bromodichloromethane	<	0.5		ug/L	
OU6	W-854-10	4/21/21		Bromoform	<	0.5		ug/L	
OU6	W-854-10	4/21/21		Bromomethane	<	0.5		ug/L	
OU6	W-854-10	4/21/21		Carbon tetrachloride	<	0.5		ug/L	
OU6	W-854-10	4/21/21		Chlorobenzene	<	0.5		ug/L	
OU6	W-854-10	4/21/21		Chloroethane	<	0.5		ug/L	
OU6	W-854-10	4/21/21		Chloroform	<	0.5		ug/L	
OU6	W-854-10	4/21/21		Chloromethane	<	0.5		ug/L	
OU6	W-854-10	4/21/21		cis-1,2-Dichloroethene	<	0.5		ug/L	
OU6	W-854-10	4/21/21		cis-1,3-Dichloropropene	<	0.5		ug/L	
OU6	W-854-10	4/21/21		Dibromochloromethane	<	0.5		ug/L	
OU6	W-854-10	4/21/21		Dichlorodifluoromethane	<	0.5		ug/L	
OU6	W-854-10	4/21/21		Methylene chloride	<	0.5		ug/L	
OU6	W-854-10	4/21/21		Tetrachloroethene	<	0.5		ug/L	
OU6	W-854-10	4/21/21		trans-1,2-Dichloroethene	<	0.5		ug/L	
OU6	W-854-10	4/21/21		trans-1,3-Dichloropropene	<	0.5		ug/L	
OU6	W-854-10	4/21/21		Trichloroethene		10		ug/L	
OU6	W-854-10	4/21/21		Trichlorofluoromethane	<	0.5		ug/L	
OU6	W-854-10	4/21/21		Trichlorotrifluoroethane	<	0.5		ug/L	
OU6	W-854-10	4/21/21		Vinyl chloride	<	0.5		ug/L	
OU6	W-854-10	4/21/21		Field Oxidation Potential (Eh)		196		mVolts	
OU6	W-854-10	4/21/21		Field pH		8		Units	
OU6	W-854-10	4/21/21		Field Specific Conductance		1091		umhos/cm	
OU6	W-854-10	4/21/21		Field Temperature		19.8		Degrees C	
OU6	W-854-10	4/21/21	DUP	Nitrate (as NO3)		16		mg/L	D
OU6	W-854-10	4/21/21	DUP	1,1-Dichloroethane	<	0.5		ug/L	
OU6	W-854-10	4/21/21	DUP	1,1-Dichloroethene	<	0.5		ug/L	
OU6	W-854-10	4/21/21	DUP	1,1,1-Trichloroethane	<	0.5		ug/L	
OU6	W-854-10	4/21/21	DUP	1,1,2-Trichloroethane	<	0.5		ug/L	
OU6	W-854-10	4/21/21	DUP	1,1,2,2-Tetrachloroethane	<	0.5		ug/L	
OU6	W-854-10	4/21/21	DUP	1,2-Dichlorobenzene	<	0.5		ug/L	
OU6	W-854-10	4/21/21	DUP	1,2-Dichloroethane	<	0.5		ug/L	
OU6	W-854-10	4/21/21	DUP	1,2-Dichloroethene (total)	<	1		ug/L	
OU6	W-854-10	4/21/21	DUP	1,2-Dichloropropane	<	0.5		ug/L	
OU6	W-854-10	4/21/21	DUP	1,3-Dichlorobenzene	<	0.5		ug/L	
OU6	W-854-10	4/21/21	DUP	1,4-Dichlorobenzene	<	0.5		ug/L	
OU6	W-854-10	4/21/21	DUP	2-Chloroethylvinylether	<	1		ug/L	
OU6	W-854-10	4/21/21	DUP	Bromodichloromethane	<	0.5		ug/L	
OU6	W-854-10	4/21/21	DUP	Bromoform	<	0.5		ug/L	
OU6	W-854-10	4/21/21	DUP	Bromomethane	<	0.5		ug/L	
OU6	W-854-10	4/21/21	DUP	Carbon tetrachloride	<	0.5		ug/L	
OU6	W-854-10	4/21/21	DUP	Chlorobenzene	<	0.5		ug/L	
OU6	W-854-10	4/21/21	DUP	Chloroethane	<	0.5		ug/L	
OU6	W-854-10	4/21/21	DUP	Chloroform	<	0.5		ug/L	
OU6	W-854-10	4/21/21	DUP	Chloromethane	<	0.5		ug/L	
OU6	W-854-10	4/21/21	DUP	cis-1,2-Dichloroethene	<	0.5		ug/L	
OU6	W-854-10	4/21/21	DUP	cis-1,3-Dichloropropene	<	0.5		ug/L	
OU6	W-854-10	4/21/21	DUP	Dibromochloromethane	<	0.5		ug/L	
OU6	W-854-10	4/21/21	DUP	Dichlorodifluoromethane	<	0.5		ug/L	
OU6	W-854-10	4/21/21	DUP	Methylene chloride	<	0.5		ug/L	
OU6	W-854-10	4/21/21	DUP	Tetrachloroethene	<	0.5		ug/L	
OU6	W-854-10	4/21/21	DUP	trans-1,2-Dichloroethene	<	0.5		ug/L	
OU6	W-854-10	4/21/21	DUP	trans-1,3-Dichloropropene	<	0.5		ug/L	
OU6	W-854-10	4/21/21	DUP	Trichloroethene		10		ug/L	
OU6	W-854-10	4/21/21	DUP	Trichlorofluoromethane	<	0.5		ug/L	
OU6	W-854-10	4/21/21	DUP	Trichlorotrifluoroethane	<	0.5		ug/L	

Attachment 1. Table 1. Groundwater analytical data, Site 300, 2021.

OU	Location	Date	Sample Type	Parameter	LOS Indicator	Result	Error	Units	QA Flag
OU6	W-854-10	4/21/21	DUP	Vinyl chloride	<	0.5		ug/L	
OU6	W-854-10	5/27/21		Perchlorate	<	4		ug/L	
OU6	W-854-10	5/27/21		Field Oxidation Potential (Eh)		156		mVolts	
OU6	W-854-10	5/27/21		Field pH		7.81		Units	
OU6	W-854-10	5/27/21		Field Specific Conductance		1080		umhos/cm	
OU6	W-854-10	5/27/21		Field Temperature		18.6		Degrees C	
OU6	W-854-10	11/3/21		Perchlorate	<	2		ug/L	
OU6	W-854-10	11/3/21		1,1-Dichloroethane	<	0.5		ug/L	
OU6	W-854-10	11/3/21		1,1-Dichloroethene	<	0.5		ug/L	
OU6	W-854-10	11/3/21		1,1,1-Trichloroethane	<	0.5		ug/L	
OU6	W-854-10	11/3/21		1,1,2-Trichloroethane	<	0.5		ug/L	
OU6	W-854-10	11/3/21		1,1,2,2-Tetrachloroethane	<	0.5		ug/L	
OU6	W-854-10	11/3/21		1,2-Dichlorobenzene	<	0.5		ug/L	
OU6	W-854-10	11/3/21		1,2-Dichloroethane	<	0.5		ug/L	
OU6	W-854-10	11/3/21		1,2-Dichloroethene (total)	<	1		ug/L	
OU6	W-854-10	11/3/21		1,2-Dichloropropane	<	0.5		ug/L	
OU6	W-854-10	11/3/21		1,3-Dichlorobenzene	<	0.5		ug/L	
OU6	W-854-10	11/3/21		1,4-Dichlorobenzene	<	0.5		ug/L	
OU6	W-854-10	11/3/21		2-Chloroethylvinylether	<	1		ug/L	L
OU6	W-854-10	11/3/21		Bromodichloromethane	<	0.5		ug/L	
OU6	W-854-10	11/3/21		Bromoform	<	0.5		ug/L	
OU6	W-854-10	11/3/21		Bromomethane	<	0.5		ug/L	
OU6	W-854-10	11/3/21		Carbon tetrachloride	<	0.5		ug/L	
OU6	W-854-10	11/3/21		Chlorobenzene	<	0.5		ug/L	
OU6	W-854-10	11/3/21		Chloroethane	<	0.5		ug/L	
OU6	W-854-10	11/3/21		Chloroform	<	0.5		ug/L	
OU6	W-854-10	11/3/21		Chloromethane	<	0.5		ug/L	
OU6	W-854-10	11/3/21		cis-1,2-Dichloroethene	<	0.5		ug/L	
OU6	W-854-10	11/3/21		cis-1,3-Dichloropropene	<	0.5		ug/L	
OU6	W-854-10	11/3/21		Dibromochloromethane	<	0.5		ug/L	
OU6	W-854-10	11/3/21		Dichlorodifluoromethane	<	0.5		ug/L	
OU6	W-854-10	11/3/21		Methylene chloride	<	0.5		ug/L	
OU6	W-854-10	11/3/21		Tetrachloroethene	<	0.5		ug/L	
OU6	W-854-10	11/3/21		trans-1,2-Dichloroethene	<	0.5		ug/L	
OU6	W-854-10	11/3/21		trans-1,3-Dichloropropene	<	0.5		ug/L	
OU6	W-854-10	11/3/21		Trichloroethene		43		ug/L	
OU6	W-854-10	11/3/21		Trichlorofluoromethane	<	0.5		ug/L	
OU6	W-854-10	11/3/21		Trichlorotrifluoroethane	<	0.5		ug/L	
OU6	W-854-10	11/3/21		Vinyl chloride	<	0.5		ug/L	
OU6	W-854-10	11/3/21		Field Oxidation Potential (Eh)		125		mVolts	
OU6	W-854-10	11/3/21		Field pH		8.3		Units	
OU6	W-854-10	11/3/21		Field Specific Conductance		1043		umhos/cm	
OU6	W-854-10	11/3/21		Field Temperature		13.7		Degrees C	
OU6	W-854-10	11/3/21	DUP	Perchlorate	<	2		ug/L	
OU6	W-854-10	11/3/21	DUP	1,1-Dichloroethane	<	0.5		ug/L	
OU6	W-854-10	11/3/21	DUP	1,1-Dichloroethene	<	0.5		ug/L	
OU6	W-854-10	11/3/21	DUP	1,1,1-Trichloroethane	<	0.5		ug/L	
OU6	W-854-10	11/3/21	DUP	1,1,2-Trichloroethane	<	0.5		ug/L	
OU6	W-854-10	11/3/21	DUP	1,1,2,2-Tetrachloroethane	<	0.5		ug/L	
OU6	W-854-10	11/3/21	DUP	1,2-Dichlorobenzene	<	0.5		ug/L	
OU6	W-854-10	11/3/21	DUP	1,2-Dichloroethane	<	0.5		ug/L	
OU6	W-854-10	11/3/21	DUP	1,2-Dichloroethene (total)	<	1		ug/L	
OU6	W-854-10	11/3/21	DUP	1,2-Dichloropropane	<	0.5		ug/L	
OU6	W-854-10	11/3/21	DUP	1,3-Dichlorobenzene	<	0.5		ug/L	
OU6	W-854-10	11/3/21	DUP	1,4-Dichlorobenzene	<	0.5		ug/L	
OU6	W-854-10	11/3/21	DUP	2-Chloroethylvinylether	<	1		ug/L	L
OU6	W-854-10	11/3/21	DUP	Bromodichloromethane	<	0.5		ug/L	
OU6	W-854-10	11/3/21	DUP	Bromoform	<	0.5		ug/L	
OU6	W-854-10	11/3/21	DUP	Bromomethane	<	0.5		ug/L	
OU6	W-854-10	11/3/21	DUP	Carbon tetrachloride	<	0.5		ug/L	
OU6	W-854-10	11/3/21	DUP	Chlorobenzene	<	0.5		ug/L	
OU6	W-854-10	11/3/21	DUP	Chloroethane	<	0.5		ug/L	
OU6	W-854-10	11/3/21	DUP	Chloroform	<	0.5		ug/L	
OU6	W-854-10	11/3/21	DUP	Chloromethane	<	0.5		ug/L	
OU6	W-854-10	11/3/21	DUP	cis-1,2-Dichloroethene	<	0.5		ug/L	
OU6	W-854-10	11/3/21	DUP	cis-1,3-Dichloropropene	<	0.5		ug/L	

Attachment 1. Table 1. Groundwater analytical data, Site 300, 2021.

OU	Location	Date	Sample Type	Parameter	LOS Indicator	Result	Error	Units	QA Flag
OU6	W-854-10	11/3/21	DUP	Dibromochloromethane	<	0.5		ug/L	
OU6	W-854-10	11/3/21	DUP	Dichlorodifluoromethane	<	0.5		ug/L	
OU6	W-854-10	11/3/21	DUP	Methylene chloride	<	0.5		ug/L	
OU6	W-854-10	11/3/21	DUP	Tetrachloroethene	<	0.5		ug/L	
OU6	W-854-10	11/3/21	DUP	trans-1,2-Dichloroethene	<	0.5		ug/L	
OU6	W-854-10	11/3/21	DUP	trans-1,3-Dichloropropene	<	0.5		ug/L	
OU6	W-854-10	11/3/21	DUP	Trichloroethene		44		ug/L	
OU6	W-854-10	11/3/21	DUP	Trichlorofluoromethane	<	0.5		ug/L	
OU6	W-854-10	11/3/21	DUP	Trichlorotrifluoroethane	<	0.5		ug/L	
OU6	W-854-10	11/3/21	DUP	Vinyl chloride	<	0.5		ug/L	
OU6	W-854-13	4/21/21		Nitrate (as NO3)		1.5		mg/L	
OU6	W-854-13	4/21/21		Perchlorate	<	4		ug/L	
OU6	W-854-13	4/21/21		1,1-Dichloroethane	<	0.5		ug/L	
OU6	W-854-13	4/21/21		1,1-Dichloroethene	<	0.5		ug/L	
OU6	W-854-13	4/21/21		1,1,1-Trichloroethane	<	0.5		ug/L	
OU6	W-854-13	4/21/21		1,1,2-Trichloroethane	<	0.5		ug/L	
OU6	W-854-13	4/21/21		1,1,2,2-Tetrachloroethane	<	0.5		ug/L	
OU6	W-854-13	4/21/21		1,2-Dichlorobenzene	<	0.5		ug/L	
OU6	W-854-13	4/21/21		1,2-Dichloroethane	<	0.5		ug/L	
OU6	W-854-13	4/21/21		1,2-Dichloroethene (total)	<	1		ug/L	
OU6	W-854-13	4/21/21		1,2-Dichloropropane	<	0.5		ug/L	
OU6	W-854-13	4/21/21		1,3-Dichlorobenzene	<	0.5		ug/L	
OU6	W-854-13	4/21/21		1,4-Dichlorobenzene	<	0.5		ug/L	
OU6	W-854-13	4/21/21		2-Chloroethylvinylether	<	1		ug/L	
OU6	W-854-13	4/21/21		Bromodichloromethane	<	0.5		ug/L	
OU6	W-854-13	4/21/21		Bromoform	<	0.5		ug/L	
OU6	W-854-13	4/21/21		Bromomethane	<	0.5		ug/L	
OU6	W-854-13	4/21/21		Carbon tetrachloride	<	0.5		ug/L	
OU6	W-854-13	4/21/21		Chlorobenzene	<	0.5		ug/L	
OU6	W-854-13	4/21/21		Chloroethane	<	0.5		ug/L	
OU6	W-854-13	4/21/21		Chloroform	<	0.5		ug/L	
OU6	W-854-13	4/21/21		Chloromethane	<	0.5		ug/L	
OU6	W-854-13	4/21/21		cis-1,2-Dichloroethene	<	0.5		ug/L	
OU6	W-854-13	4/21/21		cis-1,3-Dichloropropene	<	0.5		ug/L	
OU6	W-854-13	4/21/21		Dibromochloromethane	<	0.5		ug/L	
OU6	W-854-13	4/21/21		Dichlorodifluoromethane	<	0.5		ug/L	
OU6	W-854-13	4/21/21		Methylene chloride	<	0.5		ug/L	
OU6	W-854-13	4/21/21		Tetrachloroethene	<	0.5		ug/L	
OU6	W-854-13	4/21/21		trans-1,2-Dichloroethene	<	0.5		ug/L	
OU6	W-854-13	4/21/21		trans-1,3-Dichloropropene	<	0.5		ug/L	
OU6	W-854-13	4/21/21		Trichloroethene	<	0.5		ug/L	
OU6	W-854-13	4/21/21		Trichlorofluoromethane	<	0.5		ug/L	
OU6	W-854-13	4/21/21		Trichlorotrifluoroethane	<	0.5		ug/L	
OU6	W-854-13	4/21/21		Vinyl chloride	<	0.5		ug/L	
OU6	W-854-13	11/29/21		Perchlorate	<	2		ug/L	
OU6	W-854-13	11/29/21		1,1-Dichloroethane	<	0.5		ug/L	
OU6	W-854-13	11/29/21		1,1-Dichloroethene	<	0.5		ug/L	
OU6	W-854-13	11/29/21		1,1,1-Trichloroethane	<	0.5		ug/L	
OU6	W-854-13	11/29/21		1,1,2-Trichloroethane	<	0.5		ug/L	
OU6	W-854-13	11/29/21		1,1,2,2-Tetrachloroethane	<	0.5		ug/L	
OU6	W-854-13	11/29/21		1,2-Dichlorobenzene	<	0.5		ug/L	
OU6	W-854-13	11/29/21		1,2-Dichloroethane	<	0.5		ug/L	
OU6	W-854-13	11/29/21		1,2-Dichloroethene (total)	<	1		ug/L	
OU6	W-854-13	11/29/21		1,2-Dichloropropane	<	0.5		ug/L	
OU6	W-854-13	11/29/21		1,3-Dichlorobenzene	<	0.5		ug/L	
OU6	W-854-13	11/29/21		1,4-Dichlorobenzene	<	0.5		ug/L	
OU6	W-854-13	11/29/21		2-Chloroethylvinylether	<	1		ug/L	
OU6	W-854-13	11/29/21		Bromodichloromethane	<	0.5		ug/L	
OU6	W-854-13	11/29/21		Bromoform	<	0.5		ug/L	
OU6	W-854-13	11/29/21		Bromomethane	<	0.5		ug/L	
OU6	W-854-13	11/29/21		Carbon tetrachloride	<	0.5		ug/L	
OU6	W-854-13	11/29/21		Chlorobenzene	<	0.5		ug/L	
OU6	W-854-13	11/29/21		Chloroethane	<	0.5		ug/L	
OU6	W-854-13	11/29/21		Chloroform	<	0.5		ug/L	
OU6	W-854-13	11/29/21		Chloromethane	<	0.5		ug/L	
OU6	W-854-13	11/29/21		cis-1,2-Dichloroethene	<	0.5		ug/L	

Attachment 1. Table 1. Groundwater analytical data, Site 300, 2021.

OU	Location	Date	Sample Type	Parameter	LOS Indicator	Result	Error	Units	QA Flag
OU6	W-854-13	11/29/21		cis-1,3-Dichloropropene	<	0.5		ug/L	
OU6	W-854-13	11/29/21		Dibromochloromethane	<	0.5		ug/L	
OU6	W-854-13	11/29/21		Dichlorodifluoromethane	<	0.5		ug/L	
OU6	W-854-13	11/29/21		Methylene chloride	<	0.5		ug/L	
OU6	W-854-13	11/29/21		Tetrachloroethene	<	0.5		ug/L	
OU6	W-854-13	11/29/21		trans-1,2-Dichloroethene	<	0.5		ug/L	
OU6	W-854-13	11/29/21		trans-1,3-Dichloropropene	<	0.5		ug/L	
OU6	W-854-13	11/29/21		Trichloroethene	<	0.5		ug/L	
OU6	W-854-13	11/29/21		Trichlorofluoromethane	<	0.5		ug/L	
OU6	W-854-13	11/29/21		Trichlorotrifluoroethane	<	0.5		ug/L	
OU6	W-854-13	11/29/21		Vinyl chloride	<	0.5		ug/L	
OU6	W-854-13	11/29/21		Field Oxidation Potential (Eh)		205		mVolts	
OU6	W-854-13	11/29/21		Field pH		8.23		Units	
OU6	W-854-13	11/29/21		Field Specific Conductance		787.6		umhos/cm	
OU6	W-854-13	11/29/21		Field Temperature		18.5		Degrees C	
OU6	W-854-14	4/19/21		Nitrate (as NO3)		80		mg/L	D
OU6	W-854-14	4/19/21		Perchlorate	<	4		ug/L	
OU6	W-854-14	4/19/21		1,1-Dichloroethane	<	0.5		ug/L	
OU6	W-854-14	4/19/21		1,1-Dichloroethene	<	0.5		ug/L	
OU6	W-854-14	4/19/21		1,1,1-Trichloroethane	<	0.5		ug/L	
OU6	W-854-14	4/19/21		1,1,2-Trichloroethane	<	0.5		ug/L	
OU6	W-854-14	4/19/21		1,1,2,2-Tetrachloroethane	<	0.5		ug/L	
OU6	W-854-14	4/19/21		1,2-Dichlorobenzene	<	0.5		ug/L	
OU6	W-854-14	4/19/21		1,2-Dichloroethane	<	0.5		ug/L	
OU6	W-854-14	4/19/21		1,2-Dichloroethene (total)	<	1		ug/L	
OU6	W-854-14	4/19/21		1,2-Dichloropropane	<	0.5		ug/L	
OU6	W-854-14	4/19/21		1,3-Dichlorobenzene	<	0.5		ug/L	
OU6	W-854-14	4/19/21		1,4-Dichlorobenzene	<	0.5		ug/L	
OU6	W-854-14	4/19/21		2-Chloroethylvinylether	<	1		ug/L	
OU6	W-854-14	4/19/21		Bromodichloromethane	<	0.5		ug/L	
OU6	W-854-14	4/19/21		Bromoform	<	0.5		ug/L	
OU6	W-854-14	4/19/21		Bromomethane	<	0.5		ug/L	
OU6	W-854-14	4/19/21		Carbon tetrachloride	<	0.5		ug/L	
OU6	W-854-14	4/19/21		Chlorobenzene	<	0.5		ug/L	
OU6	W-854-14	4/19/21		Chloroethane	<	0.5		ug/L	
OU6	W-854-14	4/19/21		Chloroform	<	0.5		ug/L	
OU6	W-854-14	4/19/21		Chloromethane	<	0.5		ug/L	
OU6	W-854-14	4/19/21		cis-1,2-Dichloroethene	<	0.5		ug/L	
OU6	W-854-14	4/19/21		cis-1,3-Dichloropropene	<	0.5		ug/L	
OU6	W-854-14	4/19/21		Dibromochloromethane	<	0.5		ug/L	
OU6	W-854-14	4/19/21		Dichlorodifluoromethane	<	0.5		ug/L	
OU6	W-854-14	4/19/21		Methylene chloride	<	0.5		ug/L	
OU6	W-854-14	4/19/21		Tetrachloroethene	<	0.5		ug/L	
OU6	W-854-14	4/19/21		trans-1,2-Dichloroethene	<	0.5		ug/L	
OU6	W-854-14	4/19/21		trans-1,3-Dichloropropene	<	0.5		ug/L	
OU6	W-854-14	4/19/21		Trichloroethene	<	0.5		ug/L	
OU6	W-854-14	4/19/21		Trichlorofluoromethane	<	0.5		ug/L	
OU6	W-854-14	4/19/21		Trichlorotrifluoroethane	<	0.5		ug/L	
OU6	W-854-14	4/19/21		Vinyl chloride	<	0.5		ug/L	
OU6	W-854-14	4/19/21		Field Oxidation Potential (Eh)		563		mVolts	
OU6	W-854-14	4/19/21		Field pH		8.13		Units	
OU6	W-854-14	4/19/21		Field Specific Conductance		573		umhos/cm	
OU6	W-854-14	4/19/21		Field Temperature		19.4		Degrees C	
OU6	W-854-14	11/4/21		Perchlorate	<	2		ug/L	
OU6	W-854-14	11/4/21		1,1-Dichloroethane	<	0.5		ug/L	
OU6	W-854-14	11/4/21		1,1-Dichloroethene	<	0.5		ug/L	
OU6	W-854-14	11/4/21		1,1,1-Trichloroethane	<	0.5		ug/L	
OU6	W-854-14	11/4/21		1,1,2-Trichloroethane	<	0.5		ug/L	
OU6	W-854-14	11/4/21		1,1,2,2-Tetrachloroethane	<	0.5		ug/L	
OU6	W-854-14	11/4/21		1,2-Dichlorobenzene	<	0.5		ug/L	
OU6	W-854-14	11/4/21		1,2-Dichloroethane	<	0.5		ug/L	
OU6	W-854-14	11/4/21		1,2-Dichloroethene (total)	<	1		ug/L	
OU6	W-854-14	11/4/21		1,2-Dichloropropane	<	0.5		ug/L	
OU6	W-854-14	11/4/21		1,3-Dichlorobenzene	<	0.5		ug/L	
OU6	W-854-14	11/4/21		1,4-Dichlorobenzene	<	0.5		ug/L	
OU6	W-854-14	11/4/21		2-Chloroethylvinylether	<	1		ug/L	

Attachment 1. Table 1. Groundwater analytical data, Site 300, 2021.

OU	Location	Date	Sample Type	Parameter	LOS Indicator	Result	Error	Units	QA Flag
OU6	W-854-14	11/4/21		Bromodichloromethane	<	0.5		ug/L	
OU6	W-854-14	11/4/21		Bromoform	<	0.5		ug/L	
OU6	W-854-14	11/4/21		Bromomethane	<	0.5		ug/L	
OU6	W-854-14	11/4/21		Carbon tetrachloride	<	0.5		ug/L	
OU6	W-854-14	11/4/21		Chlorobenzene	<	0.5		ug/L	
OU6	W-854-14	11/4/21		Chloroethane	<	0.5		ug/L	
OU6	W-854-14	11/4/21		Chloroform	<	0.5		ug/L	
OU6	W-854-14	11/4/21		Chloromethane	<	0.5		ug/L	
OU6	W-854-14	11/4/21		cis-1,2-Dichloroethene	<	0.5		ug/L	
OU6	W-854-14	11/4/21		cis-1,3-Dichloropropene	<	0.5		ug/L	
OU6	W-854-14	11/4/21		Dibromochloromethane	<	0.5		ug/L	
OU6	W-854-14	11/4/21		Dichlorodifluoromethane	<	0.5		ug/L	
OU6	W-854-14	11/4/21		Methylene chloride	<	0.5		ug/L	
OU6	W-854-14	11/4/21		Tetrachloroethene	<	0.5		ug/L	
OU6	W-854-14	11/4/21		trans-1,2-Dichloroethene	<	0.5		ug/L	
OU6	W-854-14	11/4/21		trans-1,3-Dichloropropene	<	0.5		ug/L	
OU6	W-854-14	11/4/21		Trichloroethene	<	0.5		ug/L	
OU6	W-854-14	11/4/21		Trichlorofluoromethane	<	0.5		ug/L	
OU6	W-854-14	11/4/21		Trichlorotrifluoroethane	<	0.5		ug/L	
OU6	W-854-14	11/4/21		Vinyl chloride	<	0.5		ug/L	
OU6	W-854-14	11/4/21		Field Oxidation Potential (Eh)		141		mVolts	
OU6	W-854-14	11/4/21		Field pH		7.66		Units	
OU6	W-854-14	11/4/21		Field Specific Conductance		1630		umhos/cm	
OU6	W-854-14	11/4/21		Field Temperature		19.3		Degrees C	
OU6	W-854-15	4/13/21		Nitrate (as NO3)		8.6		mg/L	
OU6	W-854-15	4/13/21		Perchlorate	<	4		ug/L	
OU6	W-854-15	4/13/21		1,1-Dichloroethane	<	0.5		ug/L	
OU6	W-854-15	4/13/21		1,1-Dichloroethene	<	0.5		ug/L	
OU6	W-854-15	4/13/21		1,1,1-Trichloroethane	<	0.5		ug/L	
OU6	W-854-15	4/13/21		1,1,2-Trichloroethane	<	0.5		ug/L	
OU6	W-854-15	4/13/21		1,1,2,2-Tetrachloroethane	<	0.5		ug/L	
OU6	W-854-15	4/13/21		1,2-Dichlorobenzene	<	0.5		ug/L	
OU6	W-854-15	4/13/21		1,2-Dichloroethane	<	0.5		ug/L	
OU6	W-854-15	4/13/21		1,2-Dichloroethene (total)	<	1		ug/L	
OU6	W-854-15	4/13/21		1,2-Dichloropropane	<	0.5		ug/L	
OU6	W-854-15	4/13/21		1,3-Dichlorobenzene	<	0.5		ug/L	
OU6	W-854-15	4/13/21		1,4-Dichlorobenzene	<	0.5		ug/L	
OU6	W-854-15	4/13/21		2-Chloroethylvinylether	<	1		ug/L	
OU6	W-854-15	4/13/21		Bromodichloromethane	<	0.5		ug/L	
OU6	W-854-15	4/13/21		Bromoform	<	0.5		ug/L	
OU6	W-854-15	4/13/21		Bromomethane	<	0.5		ug/L	
OU6	W-854-15	4/13/21		Carbon tetrachloride	<	0.5		ug/L	
OU6	W-854-15	4/13/21		Chlorobenzene	<	0.5		ug/L	
OU6	W-854-15	4/13/21		Chloroethane	<	0.5		ug/L	
OU6	W-854-15	4/13/21		Chloroform	<	0.5		ug/L	
OU6	W-854-15	4/13/21		Chloromethane	<	0.5		ug/L	
OU6	W-854-15	4/13/21		cis-1,2-Dichloroethene	<	0.5		ug/L	
OU6	W-854-15	4/13/21		cis-1,3-Dichloropropene	<	0.5		ug/L	
OU6	W-854-15	4/13/21		Dibromochloromethane	<	0.5		ug/L	
OU6	W-854-15	4/13/21		Dichlorodifluoromethane	<	0.5		ug/L	
OU6	W-854-15	4/13/21		Methylene chloride	<	0.5		ug/L	
OU6	W-854-15	4/13/21		Tetrachloroethene	<	0.5		ug/L	
OU6	W-854-15	4/13/21		trans-1,2-Dichloroethene	<	0.5		ug/L	
OU6	W-854-15	4/13/21		trans-1,3-Dichloropropene	<	0.5		ug/L	
OU6	W-854-15	4/13/21		Trichloroethene	<	0.5		ug/L	
OU6	W-854-15	4/13/21		Trichlorofluoromethane	<	0.5		ug/L	
OU6	W-854-15	4/13/21		Trichlorotrifluoroethane	<	0.5		ug/L	
OU6	W-854-15	4/13/21		Vinyl chloride	<	0.5		ug/L	
OU6	W-854-15	4/13/21		Field Oxidation Potential (Eh)		164		mVolts	
OU6	W-854-15	4/13/21		Field pH		7.11		Units	
OU6	W-854-15	4/13/21		Field Specific Conductance		2590		umhos/cm	
OU6	W-854-15	4/13/21		Field Temperature		20.1		Degrees C	
OU6	W-854-15	11/4/21		Perchlorate	<	2		ug/L	
OU6	W-854-15	11/4/21		1,1-Dichloroethane	<	0.5		ug/L	
OU6	W-854-15	11/4/21		1,1-Dichloroethene	<	0.5		ug/L	
OU6	W-854-15	11/4/21		1,1,1-Trichloroethane	<	0.5		ug/L	

Attachment 1. Table 1. Groundwater analytical data, Site 300, 2021.

OU	Location	Date	Sample Type	Parameter	LOS Indicator	Result	Error	Units	QA Flag
OU6	W-854-15	11/4/21		1,1,2-Trichloroethane	<	0.5		ug/L	
OU6	W-854-15	11/4/21		1,1,2,2-Tetrachloroethane	<	0.5		ug/L	
OU6	W-854-15	11/4/21		1,2-Dichlorobenzene	<	0.5		ug/L	
OU6	W-854-15	11/4/21		1,2-Dichloroethane	<	0.5		ug/L	
OU6	W-854-15	11/4/21		1,2-Dichloroethene (total)	<	1		ug/L	
OU6	W-854-15	11/4/21		1,2-Dichloropropane	<	0.5		ug/L	
OU6	W-854-15	11/4/21		1,3-Dichlorobenzene	<	0.5		ug/L	
OU6	W-854-15	11/4/21		1,4-Dichlorobenzene	<	0.5		ug/L	
OU6	W-854-15	11/4/21		2-Chloroethylvinylether	<	1		ug/L	
OU6	W-854-15	11/4/21		Bromodichloromethane	<	0.5		ug/L	
OU6	W-854-15	11/4/21		Bromoform	<	0.5		ug/L	
OU6	W-854-15	11/4/21		Bromomethane	<	0.5		ug/L	
OU6	W-854-15	11/4/21		Carbon tetrachloride	<	0.5		ug/L	
OU6	W-854-15	11/4/21		Chlorobenzene	<	0.5		ug/L	
OU6	W-854-15	11/4/21		Chloroethane	<	0.5		ug/L	
OU6	W-854-15	11/4/21		Chloroform	<	0.5		ug/L	
OU6	W-854-15	11/4/21		Chloromethane	<	0.5		ug/L	
OU6	W-854-15	11/4/21		cis-1,2-Dichloroethene	<	0.5		ug/L	
OU6	W-854-15	11/4/21		cis-1,3-Dichloropropene	<	0.5		ug/L	
OU6	W-854-15	11/4/21		Dibromochloromethane	<	0.5		ug/L	
OU6	W-854-15	11/4/21		Dichlorodifluoromethane	<	0.5		ug/L	
OU6	W-854-15	11/4/21		Methylene chloride	<	0.5		ug/L	
OU6	W-854-15	11/4/21		Tetrachloroethene	<	0.5		ug/L	
OU6	W-854-15	11/4/21		trans-1,2-Dichloroethene	<	0.5		ug/L	
OU6	W-854-15	11/4/21		trans-1,3-Dichloropropene	<	0.5		ug/L	
OU6	W-854-15	11/4/21		Trichloroethene	<	0.5		ug/L	
OU6	W-854-15	11/4/21		Trichlorofluoromethane	<	0.5		ug/L	
OU6	W-854-15	11/4/21		Trichlorotrifluoroethane	<	0.5		ug/L	
OU6	W-854-15	11/4/21		Vinyl chloride	<	0.5		ug/L	
OU6	W-854-15	11/4/21		Field Oxidation Potential (Eh)		113		mVolts	
OU6	W-854-15	11/4/21		Field pH		7.66		Units	
OU6	W-854-15	11/4/21		Field Specific Conductance		1641		umhos/cm	
OU6	W-854-15	11/4/21		Field Temperature		21		Degrees C	
OU6	W-854-17	4/22/21		Nitrate (as NO3)	<	1		mg/L	D
OU6	W-854-17	4/22/21		Perchlorate	<	4		ug/L	
OU6	W-854-17	4/22/21		1,1-Dichloroethane	<	0.5		ug/L	
OU6	W-854-17	4/22/21		1,1-Dichloroethene	<	0.5		ug/L	
OU6	W-854-17	4/22/21		1,1,1-Trichloroethane	<	0.5		ug/L	
OU6	W-854-17	4/22/21		1,1,2-Trichloroethane	<	0.5		ug/L	
OU6	W-854-17	4/22/21		1,1,2,2-Tetrachloroethane	<	0.5		ug/L	
OU6	W-854-17	4/22/21		1,2-Dichlorobenzene	<	0.5		ug/L	
OU6	W-854-17	4/22/21		1,2-Dichloroethane	<	0.5		ug/L	
OU6	W-854-17	4/22/21		1,2-Dichloroethene (total)		15		ug/L	
OU6	W-854-17	4/22/21		1,2-Dichloropropane	<	0.5		ug/L	
OU6	W-854-17	4/22/21		1,3-Dichlorobenzene	<	0.5		ug/L	
OU6	W-854-17	4/22/21		1,4-Dichlorobenzene	<	0.5		ug/L	
OU6	W-854-17	4/22/21		2-Chloroethylvinylether	<	10		ug/L	
OU6	W-854-17	4/22/21		Bromodichloromethane	<	0.5		ug/L	
OU6	W-854-17	4/22/21		Bromoform	<	0.5		ug/L	
OU6	W-854-17	4/22/21		Bromomethane	<	1		ug/L	
OU6	W-854-17	4/22/21		Carbon tetrachloride	<	0.5		ug/L	
OU6	W-854-17	4/22/21		Chlorobenzene	<	0.5		ug/L	
OU6	W-854-17	4/22/21		Chloroethane	<	0.5		ug/L	
OU6	W-854-17	4/22/21		Chloroform	<	0.5		ug/L	
OU6	W-854-17	4/22/21		Chloromethane	<	0.5		ug/L	
OU6	W-854-17	4/22/21		cis-1,2-Dichloroethene		15		ug/L	
OU6	W-854-17	4/22/21		cis-1,3-Dichloropropene	<	0.5		ug/L	
OU6	W-854-17	4/22/21		Dibromochloromethane	<	0.5		ug/L	
OU6	W-854-17	4/22/21		Dichlorodifluoromethane	<	0.5		ug/L	
OU6	W-854-17	4/22/21		Methylene chloride	<	1		ug/L	
OU6	W-854-17	4/22/21		Tetrachloroethene	<	0.5		ug/L	
OU6	W-854-17	4/22/21		trans-1,2-Dichloroethene	<	0.5		ug/L	
OU6	W-854-17	4/22/21		trans-1,3-Dichloropropene	<	0.5		ug/L	
OU6	W-854-17	4/22/21		Trichloroethene		7.5		ug/L	
OU6	W-854-17	4/22/21		Trichlorofluoromethane	<	0.5		ug/L	
OU6	W-854-17	4/22/21		Trichlorotrifluoroethane	<	0.5		ug/L	

Attachment 1. Table 1. Groundwater analytical data, Site 300, 2021.

OU	Location	Date	Sample Type	Parameter	LOS Indicator	Result	Error	Units	QA Flag
OU6	W-854-17	4/22/21		Vinyl chloride	<	0.5		ug/L	
OU6	W-854-17	4/22/21		Field Oxidation Potential (Eh)		96		mVolts	
OU6	W-854-17	4/22/21		Field pH		7.88		Units	
OU6	W-854-17	4/22/21		Field Specific Conductance		1629		umhos/cm	
OU6	W-854-17	4/22/21		Field Temperature		19.7		Degrees C	
OU6	W-854-17	4/22/21	DUP	Nitrate (as NO3)	<	1		mg/L	D
OU6	W-854-17	4/22/21	DUP	Perchlorate	<	4		ug/L	
OU6	W-854-17	4/22/21	DUP	1,1-Dichloroethane	<	0.5		ug/L	
OU6	W-854-17	4/22/21	DUP	1,1-Dichloroethene	<	0.5		ug/L	
OU6	W-854-17	4/22/21	DUP	1,1,1-Trichloroethane	<	0.5		ug/L	
OU6	W-854-17	4/22/21	DUP	1,1,2-Trichloroethane	<	0.5		ug/L	
OU6	W-854-17	4/22/21	DUP	1,1,2,2-Tetrachloroethane	<	0.5		ug/L	
OU6	W-854-17	4/22/21	DUP	1,2-Dichlorobenzene	<	0.5		ug/L	
OU6	W-854-17	4/22/21	DUP	1,2-Dichloroethane	<	0.5		ug/L	
OU6	W-854-17	4/22/21	DUP	1,2-Dichloroethene (total)		14		ug/L	
OU6	W-854-17	4/22/21	DUP	1,2-Dichloropropane	<	0.5		ug/L	
OU6	W-854-17	4/22/21	DUP	1,3-Dichlorobenzene	<	0.5		ug/L	
OU6	W-854-17	4/22/21	DUP	1,4-Dichlorobenzene	<	0.5		ug/L	
OU6	W-854-17	4/22/21	DUP	2-Chloroethylvinylether	<	10		ug/L	
OU6	W-854-17	4/22/21	DUP	Bromodichloromethane	<	0.5		ug/L	
OU6	W-854-17	4/22/21	DUP	Bromoform	<	0.5		ug/L	
OU6	W-854-17	4/22/21	DUP	Bromomethane	<	1		ug/L	
OU6	W-854-17	4/22/21	DUP	Carbon tetrachloride	<	0.5		ug/L	
OU6	W-854-17	4/22/21	DUP	Chlorobenzene	<	0.5		ug/L	
OU6	W-854-17	4/22/21	DUP	Chloroethane	<	0.5		ug/L	
OU6	W-854-17	4/22/21	DUP	Chloroform	<	0.5		ug/L	
OU6	W-854-17	4/22/21	DUP	Chloromethane	<	0.5		ug/L	
OU6	W-854-17	4/22/21	DUP	cis-1,2-Dichloroethene		14		ug/L	
OU6	W-854-17	4/22/21	DUP	cis-1,3-Dichloropropene	<	0.5		ug/L	
OU6	W-854-17	4/22/21	DUP	Dibromochloromethane	<	0.5		ug/L	
OU6	W-854-17	4/22/21	DUP	Dichlorodifluoromethane	<	0.5		ug/L	
OU6	W-854-17	4/22/21	DUP	Methylene chloride	<	1		ug/L	
OU6	W-854-17	4/22/21	DUP	Tetrachloroethene	<	0.5		ug/L	
OU6	W-854-17	4/22/21	DUP	trans-1,2-Dichloroethene	<	0.5		ug/L	
OU6	W-854-17	4/22/21	DUP	trans-1,3-Dichloropropene	<	0.5		ug/L	
OU6	W-854-17	4/22/21	DUP	Trichloroethene		7.5		ug/L	
OU6	W-854-17	4/22/21	DUP	Trichlorofluoromethane	<	0.5		ug/L	
OU6	W-854-17	4/22/21	DUP	Trichlorotrifluoroethane	<	0.5		ug/L	
OU6	W-854-17	4/22/21	DUP	Vinyl chloride	<	0.5		ug/L	
OU6	W-854-17	11/23/21		Perchlorate	<	2		ug/L	
OU6	W-854-17	11/23/21		1,1-Dichloroethane	<	0.5		ug/L	
OU6	W-854-17	11/23/21		1,1-Dichloroethene	<	0.5		ug/L	
OU6	W-854-17	11/23/21		1,1,1-Trichloroethane	<	0.5		ug/L	
OU6	W-854-17	11/23/21		1,1,2-Trichloroethane	<	0.5		ug/L	
OU6	W-854-17	11/23/21		1,1,2,2-Tetrachloroethane	<	0.5		ug/L	
OU6	W-854-17	11/23/21		1,2-Dichlorobenzene	<	0.5		ug/L	
OU6	W-854-17	11/23/21		1,2-Dichloroethane	<	0.5		ug/L	
OU6	W-854-17	11/23/21		1,2-Dichloroethene (total)		13		ug/L	
OU6	W-854-17	11/23/21		1,2-Dichloropropane	<	0.5		ug/L	
OU6	W-854-17	11/23/21		1,3-Dichlorobenzene	<	0.5		ug/L	
OU6	W-854-17	11/23/21		1,4-Dichlorobenzene	<	0.5		ug/L	
OU6	W-854-17	11/23/21		2-Chloroethylvinylether	<	10		ug/L	
OU6	W-854-17	11/23/21		Bromodichloromethane	<	0.5		ug/L	
OU6	W-854-17	11/23/21		Bromoform	<	0.5		ug/L	
OU6	W-854-17	11/23/21		Bromomethane	<	1		ug/L	
OU6	W-854-17	11/23/21		Carbon tetrachloride	<	0.5		ug/L	
OU6	W-854-17	11/23/21		Chlorobenzene	<	0.5		ug/L	
OU6	W-854-17	11/23/21		Chloroethane	<	0.5		ug/L	
OU6	W-854-17	11/23/21		Chloroform	<	0.5		ug/L	
OU6	W-854-17	11/23/21		Chloromethane	<	0.5		ug/L	
OU6	W-854-17	11/23/21		cis-1,2-Dichloroethene		13		ug/L	
OU6	W-854-17	11/23/21		cis-1,3-Dichloropropene	<	0.5		ug/L	
OU6	W-854-17	11/23/21		Dibromochloromethane	<	0.5		ug/L	
OU6	W-854-17	11/23/21		Dichlorodifluoromethane	<	0.5		ug/L	
OU6	W-854-17	11/23/21		Methylene chloride	<	1		ug/L	
OU6	W-854-17	11/23/21		Tetrachloroethene	<	0.5		ug/L	

Attachment 1. Table 1. Groundwater analytical data, Site 300, 2021.

OU	Location	Date	Sample Type	Parameter	LOS Indicator	Result	Error	Units	QA Flag
OU6	W-854-17	11/23/21		trans-1,2-Dichloroethene	<	0.5		ug/L	
OU6	W-854-17	11/23/21		trans-1,3-Dichloropropene	<	0.5		ug/L	
OU6	W-854-17	11/23/21		Trichloroethene		8.4		ug/L	
OU6	W-854-17	11/23/21		Trichlorofluoromethane	<	0.5		ug/L	
OU6	W-854-17	11/23/21		Trichlorotrifluoroethane	<	0.5		ug/L	
OU6	W-854-17	11/23/21		Vinyl chloride	<	0.5		ug/L	
OU6	W-854-17	11/23/21	DUP	Perchlorate	<	2		ug/L	
OU6	W-854-17	11/23/21	DUP	1,1-Dichloroethane	<	0.5		ug/L	
OU6	W-854-17	11/23/21	DUP	1,1-Dichloroethene	<	0.5		ug/L	
OU6	W-854-17	11/23/21	DUP	1,1,1-Trichloroethane	<	0.5		ug/L	
OU6	W-854-17	11/23/21	DUP	1,1,2-Trichloroethane	<	0.5		ug/L	
OU6	W-854-17	11/23/21	DUP	1,1,2,2-Tetrachloroethane	<	0.5		ug/L	
OU6	W-854-17	11/23/21	DUP	1,2-Dichlorobenzene	<	0.5		ug/L	
OU6	W-854-17	11/23/21	DUP	1,2-Dichloroethane	<	0.5		ug/L	
OU6	W-854-17	11/23/21	DUP	1,2-Dichloroethene (total)		13		ug/L	
OU6	W-854-17	11/23/21	DUP	1,2-Dichloropropane	<	0.5		ug/L	
OU6	W-854-17	11/23/21	DUP	1,3-Dichlorobenzene	<	0.5		ug/L	
OU6	W-854-17	11/23/21	DUP	1,4-Dichlorobenzene	<	0.5		ug/L	
OU6	W-854-17	11/23/21	DUP	2-Chloroethylvinylether	<	10		ug/L	
OU6	W-854-17	11/23/21	DUP	Bromodichloromethane	<	0.5		ug/L	
OU6	W-854-17	11/23/21	DUP	Bromoform	<	0.5		ug/L	
OU6	W-854-17	11/23/21	DUP	Bromomethane	<	1		ug/L	
OU6	W-854-17	11/23/21	DUP	Carbon tetrachloride	<	0.5		ug/L	
OU6	W-854-17	11/23/21	DUP	Chlorobenzene	<	0.5		ug/L	
OU6	W-854-17	11/23/21	DUP	Chloroethane	<	0.5		ug/L	
OU6	W-854-17	11/23/21	DUP	Chloroform	<	0.5		ug/L	
OU6	W-854-17	11/23/21	DUP	Chloromethane	<	0.5		ug/L	
OU6	W-854-17	11/23/21	DUP	cis-1,2-Dichloroethene		13		ug/L	
OU6	W-854-17	11/23/21	DUP	cis-1,3-Dichloropropene	<	0.5		ug/L	
OU6	W-854-17	11/23/21	DUP	Dibromochloromethane	<	0.5		ug/L	
OU6	W-854-17	11/23/21	DUP	Dichlorodifluoromethane	<	0.5		ug/L	
OU6	W-854-17	11/23/21	DUP	Methylene chloride	<	1		ug/L	
OU6	W-854-17	11/23/21	DUP	Tetrachloroethene	<	0.5		ug/L	
OU6	W-854-17	11/23/21	DUP	trans-1,2-Dichloroethene	<	0.5		ug/L	
OU6	W-854-17	11/23/21	DUP	trans-1,3-Dichloropropene	<	0.5		ug/L	
OU6	W-854-17	11/23/21	DUP	Trichloroethene		8.7		ug/L	
OU6	W-854-17	11/23/21	DUP	Trichlorofluoromethane	<	0.5		ug/L	
OU6	W-854-17	11/23/21	DUP	Trichlorotrifluoroethane	<	0.5		ug/L	
OU6	W-854-17	11/23/21	DUP	Vinyl chloride	<	0.5		ug/L	
OU6	W-854-1701	5/24/21		Nitrate (as NO3)		0.79		mg/L	
OU6	W-854-1701	5/24/21		Perchlorate	<	4		ug/L	
OU6	W-854-1701	5/24/21		1,1-Dichloroethane	<	0.5		ug/L	
OU6	W-854-1701	5/24/21		1,1-Dichloroethene	<	0.5		ug/L	
OU6	W-854-1701	5/24/21		1,1,1-Trichloroethane	<	0.5		ug/L	
OU6	W-854-1701	5/24/21		1,1,2-Trichloroethane	<	0.5		ug/L	
OU6	W-854-1701	5/24/21		1,1,2,2-Tetrachloroethane	<	0.5		ug/L	
OU6	W-854-1701	5/24/21		1,2-Dichlorobenzene	<	0.5		ug/L	
OU6	W-854-1701	5/24/21		1,2-Dichloroethane	<	0.5		ug/L	
OU6	W-854-1701	5/24/21		1,2-Dichloroethene (total)	<	1		ug/L	
OU6	W-854-1701	5/24/21		1,2-Dichloropropane	<	0.5		ug/L	
OU6	W-854-1701	5/24/21		1,3-Dichlorobenzene	<	0.5		ug/L	
OU6	W-854-1701	5/24/21		1,4-Dichlorobenzene	<	0.5		ug/L	
OU6	W-854-1701	5/24/21		2-Chloroethylvinylether	<	10		ug/L	
OU6	W-854-1701	5/24/21		Bromodichloromethane	<	0.5		ug/L	
OU6	W-854-1701	5/24/21		Bromoform	<	0.5		ug/L	
OU6	W-854-1701	5/24/21		Bromomethane	<	1		ug/L	
OU6	W-854-1701	5/24/21		Carbon tetrachloride	<	0.5		ug/L	
OU6	W-854-1701	5/24/21		Chlorobenzene	<	0.5		ug/L	
OU6	W-854-1701	5/24/21		Chloroethane	<	0.5		ug/L	
OU6	W-854-1701	5/24/21		Chloroform	<	0.5		ug/L	
OU6	W-854-1701	5/24/21		Chloromethane	<	0.5		ug/L	
OU6	W-854-1701	5/24/21		cis-1,2-Dichloroethene	<	0.5		ug/L	
OU6	W-854-1701	5/24/21		cis-1,3-Dichloropropene	<	0.5		ug/L	
OU6	W-854-1701	5/24/21		Dibromochloromethane	<	0.5		ug/L	
OU6	W-854-1701	5/24/21		Dichlorodifluoromethane	<	0.5		ug/L	
OU6	W-854-1701	5/24/21		Methylene chloride	<	1		ug/L	

Attachment 1. Table 1. Groundwater analytical data, Site 300, 2021.

OU	Location	Date	Sample Type	Parameter	LOS Indicator	Result	Error	Units	QA Flag
OU6	W-854-1701	5/24/21		Tetrachloroethene	<	0.5		ug/L	
OU6	W-854-1701	5/24/21		trans-1,2-Dichloroethene	<	0.5		ug/L	
OU6	W-854-1701	5/24/21		trans-1,3-Dichloropropene	<	0.5		ug/L	
OU6	W-854-1701	5/24/21		Trichloroethene	<	0.5		ug/L	
OU6	W-854-1701	5/24/21		Trichlorofluoromethane	<	0.5		ug/L	
OU6	W-854-1701	5/24/21		Trichlorotrifluoroethane	<	0.5		ug/L	
OU6	W-854-1701	5/24/21		Vinyl chloride	<	0.5		ug/L	
OU6	W-854-1701	5/24/21		Field Oxidation Potential (Eh)		116		mVolts	
OU6	W-854-1701	5/24/21		Field pH		7.2		Units	
OU6	W-854-1701	5/24/21		Field Specific Conductance		1531		umhos/cm	
OU6	W-854-1701	5/24/21		Field Temperature		21		Degrees C	
OU6	W-854-1701	10/13/21		Perchlorate	<	2		ug/L	
OU6	W-854-1701	10/13/21		1,1-Dichloroethane	<	0.5		ug/L	
OU6	W-854-1701	10/13/21		1,1-Dichloroethene	<	0.5		ug/L	
OU6	W-854-1701	10/13/21		1,1,1-Trichloroethane	<	0.5		ug/L	
OU6	W-854-1701	10/13/21		1,1,2-Trichloroethane	<	0.5		ug/L	
OU6	W-854-1701	10/13/21		1,1,2,2-Tetrachloroethane	<	0.5		ug/L	
OU6	W-854-1701	10/13/21		1,2-Dichlorobenzene	<	0.5		ug/L	
OU6	W-854-1701	10/13/21		1,2-Dichloroethane	<	0.5		ug/L	
OU6	W-854-1701	10/13/21		1,2-Dichloroethene (total)	<	1		ug/L	
OU6	W-854-1701	10/13/21		1,2-Dichloropropane	<	0.5		ug/L	
OU6	W-854-1701	10/13/21		1,3-Dichlorobenzene	<	0.5		ug/L	
OU6	W-854-1701	10/13/21		1,4-Dichlorobenzene	<	0.5		ug/L	
OU6	W-854-1701	10/13/21		2-Chloroethylvinylether	<	1		ug/L	
OU6	W-854-1701	10/13/21		Bromodichloromethane	<	0.5		ug/L	
OU6	W-854-1701	10/13/21		Bromoform	<	0.5		ug/L	
OU6	W-854-1701	10/13/21		Bromomethane	<	0.5		ug/L	
OU6	W-854-1701	10/13/21		Carbon tetrachloride	<	0.5		ug/L	
OU6	W-854-1701	10/13/21		Chlorobenzene	<	0.5		ug/L	
OU6	W-854-1701	10/13/21		Chloroethane	<	0.5		ug/L	
OU6	W-854-1701	10/13/21		Chloroform	<	0.5		ug/L	
OU6	W-854-1701	10/13/21		Chloromethane	<	0.5		ug/L	
OU6	W-854-1701	10/13/21		cis-1,2-Dichloroethene	<	0.5		ug/L	
OU6	W-854-1701	10/13/21		cis-1,3-Dichloropropene	<	0.5		ug/L	
OU6	W-854-1701	10/13/21		Dibromochloromethane	<	0.5		ug/L	
OU6	W-854-1701	10/13/21		Dichlorodifluoromethane	<	0.5		ug/L	
OU6	W-854-1701	10/13/21		Methylene chloride	<	0.5		ug/L	
OU6	W-854-1701	10/13/21		Tetrachloroethene	<	0.5		ug/L	
OU6	W-854-1701	10/13/21		trans-1,2-Dichloroethene	<	0.5		ug/L	
OU6	W-854-1701	10/13/21		trans-1,3-Dichloropropene	<	0.5		ug/L	
OU6	W-854-1701	10/13/21		Trichloroethene	<	0.5		ug/L	
OU6	W-854-1701	10/13/21		Trichlorofluoromethane	<	0.5		ug/L	
OU6	W-854-1701	10/13/21		Trichlorotrifluoroethane	<	0.5		ug/L	
OU6	W-854-1701	10/13/21		Vinyl chloride	<	0.5		ug/L	
OU6	W-854-1701	10/13/21		Field Oxidation Potential (Eh)		-208		mVolts	
OU6	W-854-1701	10/13/21		Field pH		7.01		Units	
OU6	W-854-1701	10/13/21		Field Specific Conductance		1521		umhos/cm	
OU6	W-854-1701	10/13/21		Field Temperature		21.1		Degrees C	
OU6	W-854-1707	5/27/21		Nitrate (as NO3)		5.3		mg/L	
OU6	W-854-1707	5/27/21		Perchlorate	<	4		ug/L	
OU6	W-854-1707	5/27/21		1,1-Dichloroethane	<	0.5		ug/L	
OU6	W-854-1707	5/27/21		1,1-Dichloroethene	<	0.5		ug/L	
OU6	W-854-1707	5/27/21		1,1,1-Trichloroethane	<	0.5		ug/L	
OU6	W-854-1707	5/27/21		1,1,2-Trichloroethane	<	0.5		ug/L	
OU6	W-854-1707	5/27/21		1,1,2,2-Tetrachloroethane	<	0.5		ug/L	
OU6	W-854-1707	5/27/21		1,2-Dichlorobenzene	<	0.5		ug/L	
OU6	W-854-1707	5/27/21		1,2-Dichloroethane	<	0.5		ug/L	
OU6	W-854-1707	5/27/21		1,2-Dichloroethene (total)	<	1		ug/L	
OU6	W-854-1707	5/27/21		1,2-Dichloropropane	<	0.5		ug/L	
OU6	W-854-1707	5/27/21		1,3-Dichlorobenzene	<	0.5		ug/L	
OU6	W-854-1707	5/27/21		1,4-Dichlorobenzene	<	0.5		ug/L	
OU6	W-854-1707	5/27/21		2-Chloroethylvinylether	<	1		ug/L	
OU6	W-854-1707	5/27/21		Bromodichloromethane	<	0.5		ug/L	
OU6	W-854-1707	5/27/21		Bromoform	<	0.5		ug/L	
OU6	W-854-1707	5/27/21		Bromomethane	<	0.5		ug/L	
OU6	W-854-1707	5/27/21		Carbon tetrachloride	<	0.5		ug/L	

Attachment 1. Table 1. Groundwater analytical data, Site 300, 2021.

OU	Location	Date	Sample Type	Parameter	LOS Indicator	Result	Error	Units	QA Flag
OU6	W-854-1707	5/27/21		Chlorobenzene	<	0.5		ug/L	
OU6	W-854-1707	5/27/21		Chloroethane	<	0.5		ug/L	
OU6	W-854-1707	5/27/21		Chloroform	<	0.5		ug/L	
OU6	W-854-1707	5/27/21		Chloromethane	<	0.5		ug/L	
OU6	W-854-1707	5/27/21		cis-1,2-Dichloroethene	<	0.5		ug/L	
OU6	W-854-1707	5/27/21		cis-1,3-Dichloropropene	<	0.5		ug/L	
OU6	W-854-1707	5/27/21		Dibromochloromethane	<	0.5		ug/L	
OU6	W-854-1707	5/27/21		Dichlorodifluoromethane	<	0.5		ug/L	
OU6	W-854-1707	5/27/21		Methylene chloride	<	0.5		ug/L	
OU6	W-854-1707	5/27/21		Tetrachloroethene	<	0.5		ug/L	
OU6	W-854-1707	5/27/21		trans-1,2-Dichloroethene	<	0.5		ug/L	
OU6	W-854-1707	5/27/21		trans-1,3-Dichloropropene	<	0.5		ug/L	
OU6	W-854-1707	5/27/21		Trichloroethene	<	0.5		ug/L	
OU6	W-854-1707	5/27/21		Trichlorofluoromethane	<	0.5		ug/L	
OU6	W-854-1707	5/27/21		Trichlorotrifluoroethane	<	0.5		ug/L	
OU6	W-854-1707	5/27/21		Vinyl chloride	<	0.5		ug/L	
OU6	W-854-1707	5/27/21		Field Oxidation Potential (Eh)		89		mVolts	
OU6	W-854-1707	5/27/21		Field pH		8.13		Units	
OU6	W-854-1707	5/27/21		Field Specific Conductance		1325		umhos/cm	
OU6	W-854-1707	5/27/21		Field Temperature		20		Degrees C	
OU6	W-854-1707	11/29/21		Perchlorate	<	2		ug/L	
OU6	W-854-1707	11/29/21		1,1-Dichloroethane	<	0.5		ug/L	
OU6	W-854-1707	11/29/21		1,1-Dichloroethene	<	0.5		ug/L	
OU6	W-854-1707	11/29/21		1,1,1-Trichloroethane	<	0.5		ug/L	
OU6	W-854-1707	11/29/21		1,1,2-Trichloroethane	<	0.5		ug/L	
OU6	W-854-1707	11/29/21		1,1,2,2-Tetrachloroethane	<	0.5		ug/L	
OU6	W-854-1707	11/29/21		1,2-Dichlorobenzene	<	0.5		ug/L	
OU6	W-854-1707	11/29/21		1,2-Dichloroethane	<	0.5		ug/L	
OU6	W-854-1707	11/29/21		1,2-Dichloroethene (total)	<	1		ug/L	
OU6	W-854-1707	11/29/21		1,2-Dichloropropane	<	0.5		ug/L	
OU6	W-854-1707	11/29/21		1,3-Dichlorobenzene	<	0.5		ug/L	
OU6	W-854-1707	11/29/21		1,4-Dichlorobenzene	<	0.5		ug/L	
OU6	W-854-1707	11/29/21		2-Chloroethylvinylether	<	1		ug/L	
OU6	W-854-1707	11/29/21		Bromodichloromethane	<	0.5		ug/L	
OU6	W-854-1707	11/29/21		Bromoform	<	0.5		ug/L	
OU6	W-854-1707	11/29/21		Bromomethane	<	0.5		ug/L	
OU6	W-854-1707	11/29/21		Carbon tetrachloride	<	0.5		ug/L	
OU6	W-854-1707	11/29/21		Chlorobenzene	<	0.5		ug/L	
OU6	W-854-1707	11/29/21		Chloroethane	<	0.5		ug/L	
OU6	W-854-1707	11/29/21		Chloroform	<	0.5		ug/L	
OU6	W-854-1707	11/29/21		Chloromethane	<	0.5		ug/L	
OU6	W-854-1707	11/29/21		cis-1,2-Dichloroethene	<	0.5		ug/L	
OU6	W-854-1707	11/29/21		cis-1,3-Dichloropropene	<	0.5		ug/L	
OU6	W-854-1707	11/29/21		Dibromochloromethane	<	0.5		ug/L	
OU6	W-854-1707	11/29/21		Dichlorodifluoromethane	<	0.5		ug/L	
OU6	W-854-1707	11/29/21		Methylene chloride	<	0.5		ug/L	
OU6	W-854-1707	11/29/21		Tetrachloroethene	<	0.5		ug/L	
OU6	W-854-1707	11/29/21		trans-1,2-Dichloroethene	<	0.5		ug/L	
OU6	W-854-1707	11/29/21		trans-1,3-Dichloropropene	<	0.5		ug/L	
OU6	W-854-1707	11/29/21		Trichloroethene	<	0.5		ug/L	
OU6	W-854-1707	11/29/21		Trichlorofluoromethane	<	0.5		ug/L	
OU6	W-854-1707	11/29/21		Trichlorotrifluoroethane	<	0.5		ug/L	
OU6	W-854-1707	11/29/21		Vinyl chloride	<	0.5		ug/L	
OU6	W-854-1707	11/29/21		Field Oxidation Potential (Eh)		201		mVolts	
OU6	W-854-1707	11/29/21		Field pH		8.08		Units	
OU6	W-854-1707	11/29/21		Field Specific Conductance		1341		umhos/cm	
OU6	W-854-1707	11/29/21		Field Temperature		18.9		Degrees C	
OU6	W-854-1731	4/19/21		Nitrate (as NO3)		3.9		mg/L	
OU6	W-854-1731	4/19/21		Perchlorate	<	4		ug/L	
OU6	W-854-1731	4/19/21		1,1-Dichloroethane	<	0.5		ug/L	
OU6	W-854-1731	4/19/21		1,1-Dichloroethene	<	0.5		ug/L	
OU6	W-854-1731	4/19/21		1,1,1-Trichloroethane	<	0.5		ug/L	
OU6	W-854-1731	4/19/21		1,1,2-Trichloroethane	<	0.5		ug/L	
OU6	W-854-1731	4/19/21		1,1,2,2-Tetrachloroethane	<	0.5		ug/L	
OU6	W-854-1731	4/19/21		1,2-Dichlorobenzene	<	0.5		ug/L	
OU6	W-854-1731	4/19/21		1,2-Dichloroethane	<	0.5		ug/L	

Attachment 1. Table 1. Groundwater analytical data, Site 300, 2021.

OU	Location	Date	Sample Type	Parameter	LOS Indicator	Result	Error	Units	QA Flag
OU6	W-854-1731	4/19/21		1,2-Dichloroethene (total)	<	1		ug/L	
OU6	W-854-1731	4/19/21		1,2-Dichloropropane	<	0.5		ug/L	
OU6	W-854-1731	4/19/21		1,3-Dichlorobenzene	<	0.5		ug/L	
OU6	W-854-1731	4/19/21		1,4-Dichlorobenzene	<	0.5		ug/L	
OU6	W-854-1731	4/19/21		2-Chloroethylvinylether	<	1		ug/L	
OU6	W-854-1731	4/19/21		Bromodichloromethane	<	0.5		ug/L	
OU6	W-854-1731	4/19/21		Bromoform	<	0.5		ug/L	
OU6	W-854-1731	4/19/21		Bromomethane	<	0.5		ug/L	
OU6	W-854-1731	4/19/21		Carbon tetrachloride	<	0.5		ug/L	
OU6	W-854-1731	4/19/21		Chlorobenzene	<	0.5		ug/L	
OU6	W-854-1731	4/19/21		Chloroethane	<	0.5		ug/L	
OU6	W-854-1731	4/19/21		Chloroform	<	0.5		ug/L	
OU6	W-854-1731	4/19/21		Chloromethane	<	0.5		ug/L	
OU6	W-854-1731	4/19/21		cis-1,2-Dichloroethene	<	0.5		ug/L	
OU6	W-854-1731	4/19/21		cis-1,3-Dichloropropene	<	0.5		ug/L	
OU6	W-854-1731	4/19/21		Dibromochloromethane	<	0.5		ug/L	
OU6	W-854-1731	4/19/21		Dichlorodifluoromethane	<	0.5		ug/L	
OU6	W-854-1731	4/19/21		Methylene chloride	<	0.5		ug/L	
OU6	W-854-1731	4/19/21		Tetrachloroethene	<	0.5		ug/L	
OU6	W-854-1731	4/19/21		trans-1,2-Dichloroethene	<	0.5		ug/L	
OU6	W-854-1731	4/19/21		trans-1,3-Dichloropropene	<	0.5		ug/L	
OU6	W-854-1731	4/19/21		Trichloroethene	<	0.5		ug/L	
OU6	W-854-1731	4/19/21		Trichlorofluoromethane	<	0.5		ug/L	
OU6	W-854-1731	4/19/21		Trichlorotrifluoroethane	<	0.5		ug/L	
OU6	W-854-1731	4/19/21		Vinyl chloride	<	0.5		ug/L	
OU6	W-854-1731	4/19/21		Field Oxidation Potential (Eh)		245		mVolts	
OU6	W-854-1731	4/19/21		Field pH		8.29		Units	
OU6	W-854-1731	4/19/21		Field Specific Conductance		1241		umhos/cm	
OU6	W-854-1731	4/19/21		Field Temperature		20.1		Degrees C	
OU6	W-854-1731	11/8/21		Perchlorate	<	2		ug/L	
OU6	W-854-1731	11/8/21		1,1-Dichloroethane	<	0.5		ug/L	
OU6	W-854-1731	11/8/21		1,1-Dichloroethene	<	0.5		ug/L	
OU6	W-854-1731	11/8/21		1,1,1-Trichloroethane	<	0.5		ug/L	
OU6	W-854-1731	11/8/21		1,1,2-Trichloroethane	<	0.5		ug/L	
OU6	W-854-1731	11/8/21		1,1,2,2-Tetrachloroethane	<	0.5		ug/L	
OU6	W-854-1731	11/8/21		1,2-Dichlorobenzene	<	0.5		ug/L	
OU6	W-854-1731	11/8/21		1,2-Dichloroethane	<	0.5		ug/L	
OU6	W-854-1731	11/8/21		1,2-Dichloroethene (total)	<	1		ug/L	
OU6	W-854-1731	11/8/21		1,2-Dichloropropane	<	0.5		ug/L	
OU6	W-854-1731	11/8/21		1,3-Dichlorobenzene	<	0.5		ug/L	
OU6	W-854-1731	11/8/21		1,4-Dichlorobenzene	<	0.5		ug/L	
OU6	W-854-1731	11/8/21		2-Chloroethylvinylether	<	1		ug/L	
OU6	W-854-1731	11/8/21		Bromodichloromethane	<	0.5		ug/L	
OU6	W-854-1731	11/8/21		Bromoform	<	0.5		ug/L	
OU6	W-854-1731	11/8/21		Bromomethane	<	0.5		ug/L	
OU6	W-854-1731	11/8/21		Carbon tetrachloride	<	0.5		ug/L	
OU6	W-854-1731	11/8/21		Chlorobenzene	<	0.5		ug/L	
OU6	W-854-1731	11/8/21		Chloroethane	<	0.5		ug/L	
OU6	W-854-1731	11/8/21		Chloroform	<	0.5		ug/L	
OU6	W-854-1731	11/8/21		Chloromethane	<	0.5		ug/L	
OU6	W-854-1731	11/8/21		cis-1,2-Dichloroethene	<	0.5		ug/L	
OU6	W-854-1731	11/8/21		cis-1,3-Dichloropropene	<	0.5		ug/L	
OU6	W-854-1731	11/8/21		Dibromochloromethane	<	0.5		ug/L	
OU6	W-854-1731	11/8/21		Dichlorodifluoromethane	<	0.5		ug/L	
OU6	W-854-1731	11/8/21		Methylene chloride	<	0.5		ug/L	
OU6	W-854-1731	11/8/21		Tetrachloroethene	<	0.5		ug/L	
OU6	W-854-1731	11/8/21		trans-1,2-Dichloroethene	<	0.5		ug/L	
OU6	W-854-1731	11/8/21		trans-1,3-Dichloropropene	<	0.5		ug/L	
OU6	W-854-1731	11/8/21		Trichloroethene	<	0.5		ug/L	
OU6	W-854-1731	11/8/21		Trichlorofluoromethane	<	0.5		ug/L	
OU6	W-854-1731	11/8/21		Trichlorotrifluoroethane	<	0.5		ug/L	
OU6	W-854-1731	11/8/21		Vinyl chloride	<	0.5		ug/L	
OU6	W-854-1731	11/8/21		Field Oxidation Potential (Eh)		130		mVolts	
OU6	W-854-1731	11/8/21		Field pH		8.36		Units	
OU6	W-854-1731	11/8/21		Field Specific Conductance		1237		umhos/cm	
OU6	W-854-1731	11/8/21		Field Temperature		19.6		Degrees C	

Attachment 1. Table 1. Groundwater analytical data, Site 300, 2021.

OU	Location	Date	Sample Type	Parameter	LOS Indicator	Result	Error	Units	QA Flag
OU6	W-854-1822	4/15/21		Nitrate (as NO3)		2.8		mg/L	
OU6	W-854-1822	4/15/21		Perchlorate	<	4		ug/L	
OU6	W-854-1822	4/15/21		1,1-Dichloroethane	<	0.5		ug/L	
OU6	W-854-1822	4/15/21		1,1-Dichloroethene	<	0.5		ug/L	
OU6	W-854-1822	4/15/21		1,1,1-Trichloroethane	<	0.5		ug/L	
OU6	W-854-1822	4/15/21		1,1,2-Trichloroethane	<	0.5		ug/L	
OU6	W-854-1822	4/15/21		1,1,2,2-Tetrachloroethane	<	0.5		ug/L	
OU6	W-854-1822	4/15/21		1,2-Dichlorobenzene	<	0.5		ug/L	
OU6	W-854-1822	4/15/21		1,2-Dichloroethane	<	0.5		ug/L	
OU6	W-854-1822	4/15/21		1,2-Dichloroethene (total)	<	1		ug/L	
OU6	W-854-1822	4/15/21		1,2-Dichloropropane	<	0.5		ug/L	
OU6	W-854-1822	4/15/21		1,3-Dichlorobenzene	<	0.5		ug/L	
OU6	W-854-1822	4/15/21		1,4-Dichlorobenzene	<	0.5		ug/L	
OU6	W-854-1822	4/15/21		2-Chloroethylvinylether	<	1		ug/L	L
OU6	W-854-1822	4/15/21		Bromodichloromethane	<	0.5		ug/L	
OU6	W-854-1822	4/15/21		Bromoform	<	0.5		ug/L	
OU6	W-854-1822	4/15/21		Bromomethane	<	0.5		ug/L	
OU6	W-854-1822	4/15/21		Carbon tetrachloride	<	0.5		ug/L	
OU6	W-854-1822	4/15/21		Chlorobenzene	<	0.5		ug/L	
OU6	W-854-1822	4/15/21		Chloroethane	<	0.5		ug/L	
OU6	W-854-1822	4/15/21		Chloroform	<	0.5		ug/L	
OU6	W-854-1822	4/15/21		Chloromethane	<	0.5		ug/L	
OU6	W-854-1822	4/15/21		cis-1,2-Dichloroethene	<	0.5		ug/L	
OU6	W-854-1822	4/15/21		cis-1,3-Dichloropropene	<	0.5		ug/L	
OU6	W-854-1822	4/15/21		Dibromochloromethane	<	0.5		ug/L	
OU6	W-854-1822	4/15/21		Dichlorodifluoromethane	<	0.5		ug/L	
OU6	W-854-1822	4/15/21		Methylene chloride	<	0.5		ug/L	
OU6	W-854-1822	4/15/21		Tetrachloroethene	<	0.5		ug/L	
OU6	W-854-1822	4/15/21		trans-1,2-Dichloroethene	<	0.5		ug/L	
OU6	W-854-1822	4/15/21		trans-1,3-Dichloropropene	<	0.5		ug/L	
OU6	W-854-1822	4/15/21		Trichloroethene	<	0.5		ug/L	
OU6	W-854-1822	4/15/21		Trichlorofluoromethane	<	0.5		ug/L	
OU6	W-854-1822	4/15/21		Trichlorotrifluoroethane	<	0.5		ug/L	
OU6	W-854-1822	4/15/21		Vinyl chloride	<	0.5		ug/L	
OU6	W-854-1822	4/15/21		Field Oxidation Potential (Eh)		225		mVolts	
OU6	W-854-1822	4/15/21		Field pH		8.25		Units	
OU6	W-854-1822	4/15/21		Field Specific Conductance		858		umhos/cm	
OU6	W-854-1822	4/15/21		Field Temperature		18.4		Degrees C	
OU6	W-854-1822	10/13/21		Perchlorate	<	2		ug/L	
OU6	W-854-1822	10/13/21		1,1-Dichloroethane	<	0.5		ug/L	
OU6	W-854-1822	10/13/21		1,1-Dichloroethene	<	0.5		ug/L	
OU6	W-854-1822	10/13/21		1,1,1-Trichloroethane	<	0.5		ug/L	
OU6	W-854-1822	10/13/21		1,1,2-Trichloroethane	<	0.5		ug/L	
OU6	W-854-1822	10/13/21		1,1,2,2-Tetrachloroethane	<	0.5		ug/L	
OU6	W-854-1822	10/13/21		1,2-Dichlorobenzene	<	0.5		ug/L	
OU6	W-854-1822	10/13/21		1,2-Dichloroethane	<	0.5		ug/L	
OU6	W-854-1822	10/13/21		1,2-Dichloroethene (total)	<	1		ug/L	
OU6	W-854-1822	10/13/21		1,2-Dichloropropane	<	0.5		ug/L	
OU6	W-854-1822	10/13/21		1,3-Dichlorobenzene	<	0.5		ug/L	
OU6	W-854-1822	10/13/21		1,4-Dichlorobenzene	<	0.5		ug/L	
OU6	W-854-1822	10/13/21		2-Chloroethylvinylether	<	1		ug/L	
OU6	W-854-1822	10/13/21		Bromodichloromethane	<	0.5		ug/L	
OU6	W-854-1822	10/13/21		Bromoform	<	0.5		ug/L	
OU6	W-854-1822	10/13/21		Bromomethane	<	0.5		ug/L	
OU6	W-854-1822	10/13/21		Carbon tetrachloride	<	0.5		ug/L	
OU6	W-854-1822	10/13/21		Chlorobenzene	<	0.5		ug/L	
OU6	W-854-1822	10/13/21		Chloroethane	<	0.5		ug/L	
OU6	W-854-1822	10/13/21		Chloroform	<	0.5		ug/L	
OU6	W-854-1822	10/13/21		Chloromethane	<	0.5		ug/L	
OU6	W-854-1822	10/13/21		cis-1,2-Dichloroethene	<	0.5		ug/L	
OU6	W-854-1822	10/13/21		cis-1,3-Dichloropropene	<	0.5		ug/L	
OU6	W-854-1822	10/13/21		Dibromochloromethane	<	0.5		ug/L	
OU6	W-854-1822	10/13/21		Dichlorodifluoromethane	<	0.5		ug/L	
OU6	W-854-1822	10/13/21		Methylene chloride	<	0.5		ug/L	
OU6	W-854-1822	10/13/21		Tetrachloroethene	<	0.5		ug/L	
OU6	W-854-1822	10/13/21		trans-1,2-Dichloroethene	<	0.5		ug/L	

Attachment 1. Table 1. Groundwater analytical data, Site 300, 2021.

OU	Location	Date	Sample Type	Parameter	LOS Indicator	Result	Error	Units	QA Flag
OU6	W-854-1822	10/13/21		trans-1,3-Dichloropropene	<	0.5		ug/L	
OU6	W-854-1822	10/13/21		Trichloroethene	<	0.5		ug/L	
OU6	W-854-1822	10/13/21		Trichlorofluoromethane	<	0.5		ug/L	
OU6	W-854-1822	10/13/21		Trichlorotrifluoroethane	<	0.5		ug/L	
OU6	W-854-1822	10/13/21		Vinyl chloride	<	0.5		ug/L	
OU6	W-854-1822	10/13/21		Field Oxidation Potential (Eh)		-208		mVolts	
OU6	W-854-1822	10/13/21		Field pH		7.92		Units	
OU6	W-854-1822	10/13/21		Field Specific Conductance		853.1		umhos/cm	
OU6	W-854-1822	10/13/21		Field Temperature		20.1		Degrees C	
OU6	W-854-1823	4/13/21		Nitrate (as NO3)		29		mg/L	
OU6	W-854-1823	4/13/21		Perchlorate		20		ug/L	
OU6	W-854-1823	4/13/21		1,1-Dichloroethane	<	0.5		ug/L	
OU6	W-854-1823	4/13/21		1,1-Dichloroethene	<	0.5		ug/L	
OU6	W-854-1823	4/13/21		1,1,1-Trichloroethane	<	0.5		ug/L	
OU6	W-854-1823	4/13/21		1,1,2-Trichloroethane	<	0.5		ug/L	
OU6	W-854-1823	4/13/21		1,1,2,2-Tetrachloroethane	<	0.5		ug/L	
OU6	W-854-1823	4/13/21		1,2-Dichlorobenzene	<	0.5		ug/L	
OU6	W-854-1823	4/13/21		1,2-Dichloroethane	<	0.5		ug/L	
OU6	W-854-1823	4/13/21		1,2-Dichloroethene (total)	<	1		ug/L	
OU6	W-854-1823	4/13/21		1,2-Dichloropropane	<	0.5		ug/L	
OU6	W-854-1823	4/13/21		1,3-Dichlorobenzene	<	0.5		ug/L	
OU6	W-854-1823	4/13/21		1,4-Dichlorobenzene	<	0.5		ug/L	
OU6	W-854-1823	4/13/21		2-Chloroethylvinylether	<	1		ug/L	
OU6	W-854-1823	4/13/21		Bromodichloromethane	<	0.5		ug/L	
OU6	W-854-1823	4/13/21		Bromoform	<	0.5		ug/L	
OU6	W-854-1823	4/13/21		Bromomethane	<	0.5		ug/L	
OU6	W-854-1823	4/13/21		Carbon tetrachloride	<	0.5		ug/L	
OU6	W-854-1823	4/13/21		Chlorobenzene	<	0.5		ug/L	
OU6	W-854-1823	4/13/21		Chloroethane	<	0.5		ug/L	
OU6	W-854-1823	4/13/21		Chloroform	<	0.5		ug/L	
OU6	W-854-1823	4/13/21		Chloromethane	<	0.5		ug/L	
OU6	W-854-1823	4/13/21		cis-1,2-Dichloroethene	<	0.5		ug/L	
OU6	W-854-1823	4/13/21		cis-1,3-Dichloropropene	<	0.5		ug/L	
OU6	W-854-1823	4/13/21		Dibromochloromethane	<	0.5		ug/L	
OU6	W-854-1823	4/13/21		Dichlorodifluoromethane	<	0.5		ug/L	
OU6	W-854-1823	4/13/21		Methylene chloride	<	0.5		ug/L	
OU6	W-854-1823	4/13/21		Tetrachloroethene	<	0.5		ug/L	
OU6	W-854-1823	4/13/21		trans-1,2-Dichloroethene	<	0.5		ug/L	
OU6	W-854-1823	4/13/21		trans-1,3-Dichloropropene	<	0.5		ug/L	
OU6	W-854-1823	4/13/21		Trichloroethene	<	0.5		ug/L	
OU6	W-854-1823	4/13/21		Trichlorofluoromethane	<	0.5		ug/L	
OU6	W-854-1823	4/13/21		Trichlorotrifluoroethane	<	0.5		ug/L	
OU6	W-854-1823	4/13/21		Vinyl chloride	<	0.5		ug/L	
OU6	W-854-1823	4/13/21		Field Oxidation Potential (Eh)		183		mVolts	
OU6	W-854-1823	4/13/21		Field pH		7.21		Units	
OU6	W-854-1823	4/13/21		Field Specific Conductance		25.03		umhos/cm	
OU6	W-854-1823	4/13/21		Field Temperature		19.4		Degrees C	
OU6	W-854-1823	11/9/21		Perchlorate		18		ug/L	
OU6	W-854-1823	11/9/21		1,1-Dichloroethane	<	0.5		ug/L	
OU6	W-854-1823	11/9/21		1,1-Dichloroethene	<	0.5		ug/L	
OU6	W-854-1823	11/9/21		1,1,1-Trichloroethane	<	0.5		ug/L	
OU6	W-854-1823	11/9/21		1,1,2-Trichloroethane	<	0.5		ug/L	
OU6	W-854-1823	11/9/21		1,1,2,2-Tetrachloroethane	<	0.5		ug/L	
OU6	W-854-1823	11/9/21		1,2-Dichlorobenzene	<	0.5		ug/L	
OU6	W-854-1823	11/9/21		1,2-Dichloroethane	<	0.5		ug/L	
OU6	W-854-1823	11/9/21		1,2-Dichloroethene (total)	<	1		ug/L	
OU6	W-854-1823	11/9/21		1,2-Dichloropropane	<	0.5		ug/L	
OU6	W-854-1823	11/9/21		1,3-Dichlorobenzene	<	0.5		ug/L	
OU6	W-854-1823	11/9/21		1,4-Dichlorobenzene	<	0.5		ug/L	
OU6	W-854-1823	11/9/21		2-Chloroethylvinylether	<	1		ug/L	
OU6	W-854-1823	11/9/21		Bromodichloromethane	<	0.5		ug/L	
OU6	W-854-1823	11/9/21		Bromoform	<	0.5		ug/L	
OU6	W-854-1823	11/9/21		Bromomethane	<	0.5		ug/L	
OU6	W-854-1823	11/9/21		Carbon tetrachloride	<	0.5		ug/L	
OU6	W-854-1823	11/9/21		Chlorobenzene	<	0.5		ug/L	
OU6	W-854-1823	11/9/21		Chloroethane	<	0.5		ug/L	

Attachment 1. Table 1. Groundwater analytical data, Site 300, 2021.

OU	Location	Date	Sample Type	Parameter	LOS Indicator	Result	Error	Units	QA Flag
OU6	W-854-1823	11/9/21		Chloroform	<	0.5		ug/L	
OU6	W-854-1823	11/9/21		Chloromethane	<	0.5		ug/L	
OU6	W-854-1823	11/9/21		cis-1,2-Dichloroethene	<	0.5		ug/L	
OU6	W-854-1823	11/9/21		cis-1,3-Dichloropropene	<	0.5		ug/L	
OU6	W-854-1823	11/9/21		Dibromochloromethane	<	0.5		ug/L	
OU6	W-854-1823	11/9/21		Dichlorodifluoromethane	<	0.5		ug/L	
OU6	W-854-1823	11/9/21		Methylene chloride	<	0.5		ug/L	
OU6	W-854-1823	11/9/21		Tetrachloroethene	<	0.5		ug/L	
OU6	W-854-1823	11/9/21		trans-1,2-Dichloroethene	<	0.5		ug/L	
OU6	W-854-1823	11/9/21		trans-1,3-Dichloropropene	<	0.5		ug/L	
OU6	W-854-1823	11/9/21		Trichloroethene	<	0.5		ug/L	
OU6	W-854-1823	11/9/21		Trichlorofluoromethane	<	0.5		ug/L	
OU6	W-854-1823	11/9/21		Trichlorotrifluoroethane	<	0.5		ug/L	
OU6	W-854-1823	11/9/21		Vinyl chloride	<	0.5		ug/L	
OU6	W-854-1823	11/9/21		Field Oxidation Potential (Eh)		-164		mVolts	
OU6	W-854-1823	11/9/21		Field pH		8.05		Units	
OU6	W-854-1823	11/9/21		Field Specific Conductance		1062		umhos/cm	
OU6	W-854-1823	11/9/21		Field Temperature		18		Degrees C	
OU6	W-854-18A	4/19/21		Nitrate (as NO3)		22		mg/L	
OU6	W-854-18A	4/19/21		Perchlorate	<	4		ug/L	
OU6	W-854-18A	4/19/21		1,1-Dichloroethane	<	0.5		ug/L	
OU6	W-854-18A	4/19/21		1,1-Dichloroethene	<	0.5		ug/L	
OU6	W-854-18A	4/19/21		1,1,1-Trichloroethane	<	0.5		ug/L	
OU6	W-854-18A	4/19/21		1,1,2-Trichloroethane	<	0.5		ug/L	
OU6	W-854-18A	4/19/21		1,1,2,2-Tetrachloroethane	<	0.5		ug/L	
OU6	W-854-18A	4/19/21		1,2-Dichlorobenzene	<	0.5		ug/L	
OU6	W-854-18A	4/19/21		1,2-Dichloroethane	<	0.5		ug/L	
OU6	W-854-18A	4/19/21		1,2-Dichloroethene (total)	<	1		ug/L	
OU6	W-854-18A	4/19/21		1,2-Dichloropropane	<	0.5		ug/L	
OU6	W-854-18A	4/19/21		1,3-Dichlorobenzene	<	0.5		ug/L	
OU6	W-854-18A	4/19/21		1,4-Dichlorobenzene	<	0.5		ug/L	
OU6	W-854-18A	4/19/21		2-Chloroethylvinylether	<	10		ug/L	
OU6	W-854-18A	4/19/21		Bromodichloromethane	<	0.5		ug/L	
OU6	W-854-18A	4/19/21		Bromoform	<	0.5		ug/L	
OU6	W-854-18A	4/19/21		Bromomethane	<	1		ug/L	
OU6	W-854-18A	4/19/21		Carbon tetrachloride	<	0.5		ug/L	
OU6	W-854-18A	4/19/21		Chlorobenzene	<	0.5		ug/L	
OU6	W-854-18A	4/19/21		Chloroethane	<	0.5		ug/L	
OU6	W-854-18A	4/19/21		Chloroform	<	0.5		ug/L	
OU6	W-854-18A	4/19/21		Chloromethane	<	0.5		ug/L	
OU6	W-854-18A	4/19/21		cis-1,2-Dichloroethene	<	0.5		ug/L	
OU6	W-854-18A	4/19/21		cis-1,3-Dichloropropene	<	0.5		ug/L	
OU6	W-854-18A	4/19/21		Dibromochloromethane	<	0.5		ug/L	
OU6	W-854-18A	4/19/21		Dichlorodifluoromethane	<	0.5		ug/L	
OU6	W-854-18A	4/19/21		Methylene chloride	<	1		ug/L	
OU6	W-854-18A	4/19/21		Tetrachloroethene	<	0.5		ug/L	
OU6	W-854-18A	4/19/21		trans-1,2-Dichloroethene	<	0.5		ug/L	
OU6	W-854-18A	4/19/21		trans-1,3-Dichloropropene	<	0.5		ug/L	
OU6	W-854-18A	4/19/21		Trichloroethene		11		ug/L	
OU6	W-854-18A	4/19/21		Trichlorofluoromethane	<	0.5		ug/L	
OU6	W-854-18A	4/19/21		Trichlorotrifluoroethane	<	0.5		ug/L	
OU6	W-854-18A	4/19/21		Vinyl chloride	<	0.5		ug/L	
OU6	W-854-18A	4/19/21		Field Oxidation Potential (Eh)		318		mVolts	
OU6	W-854-18A	4/19/21		Field pH		6.85		Units	
OU6	W-854-18A	4/19/21		Field Specific Conductance		895		umhos/cm	
OU6	W-854-18A	4/19/21		Field Temperature		20.5		Degrees C	
OU6	W-854-18A	11/8/21		Perchlorate	<	2		ug/L	
OU6	W-854-18A	11/8/21		1,1-Dichloroethane	<	0.5		ug/L	
OU6	W-854-18A	11/8/21		1,1-Dichloroethene	<	0.5		ug/L	
OU6	W-854-18A	11/8/21		1,1,1-Trichloroethane	<	0.5		ug/L	
OU6	W-854-18A	11/8/21		1,1,2-Trichloroethane	<	0.5		ug/L	
OU6	W-854-18A	11/8/21		1,1,2,2-Tetrachloroethane	<	0.5		ug/L	
OU6	W-854-18A	11/8/21		1,2-Dichlorobenzene	<	0.5		ug/L	
OU6	W-854-18A	11/8/21		1,2-Dichloroethane	<	0.5		ug/L	
OU6	W-854-18A	11/8/21		1,2-Dichloroethene (total)	<	1		ug/L	
OU6	W-854-18A	11/8/21		1,2-Dichloropropane	<	0.5		ug/L	

Attachment 1. Table 1. Groundwater analytical data, Site 300, 2021.

OU	Location	Date	Sample Type	Parameter	LOS Indicator	Result	Error	Units	QA Flag
OU6	W-854-18A	11/8/21		1,3-Dichlorobenzene	<	0.5		ug/L	
OU6	W-854-18A	11/8/21		1,4-Dichlorobenzene	<	0.5		ug/L	
OU6	W-854-18A	11/8/21		2-Chloroethylvinylether	<	10		ug/L	
OU6	W-854-18A	11/8/21		Bromodichloromethane	<	0.5		ug/L	
OU6	W-854-18A	11/8/21		Bromoform	<	0.5		ug/L	
OU6	W-854-18A	11/8/21		Bromomethane	<	1		ug/L	
OU6	W-854-18A	11/8/21		Carbon tetrachloride	<	0.5		ug/L	
OU6	W-854-18A	11/8/21		Chlorobenzene	<	0.5		ug/L	
OU6	W-854-18A	11/8/21		Chloroethane	<	0.5		ug/L	
OU6	W-854-18A	11/8/21		Chloroform	<	0.5		ug/L	
OU6	W-854-18A	11/8/21		Chloromethane	<	0.5		ug/L	
OU6	W-854-18A	11/8/21		cis-1,2-Dichloroethene	<	0.5		ug/L	
OU6	W-854-18A	11/8/21		cis-1,3-Dichloropropene	<	0.5		ug/L	
OU6	W-854-18A	11/8/21		Dibromochloromethane	<	0.5		ug/L	
OU6	W-854-18A	11/8/21		Dichlorodifluoromethane	<	0.5		ug/L	
OU6	W-854-18A	11/8/21		Methylene chloride	<	1		ug/L	
OU6	W-854-18A	11/8/21		Tetrachloroethene	<	0.5		ug/L	
OU6	W-854-18A	11/8/21		trans-1,2-Dichloroethene	<	0.5		ug/L	
OU6	W-854-18A	11/8/21		trans-1,3-Dichloropropene	<	0.5		ug/L	
OU6	W-854-18A	11/8/21		Trichloroethene		15		ug/L	
OU6	W-854-18A	11/8/21		Trichlorofluoromethane	<	0.5		ug/L	
OU6	W-854-18A	11/8/21		Trichlorotrifluoroethane	<	0.5		ug/L	
OU6	W-854-18A	11/8/21		Vinyl chloride	<	0.5		ug/L	
OU6	W-854-18A	11/8/21		Field Oxidation Potential (Eh)		148		mVolts	
OU6	W-854-18A	11/8/21		Field pH		8.11		Units	
OU6	W-854-18A	11/8/21		Field Specific Conductance		1792		umhos/cm	
OU6	W-854-18A	11/8/21		Field Temperature		20.4		Degrees C	
OU6	W-854-2115	5/24/21		Nitrate (as NO3)	<	0.5		mg/L	
OU6	W-854-2115	5/24/21		Perchlorate	<	4		ug/L	
OU6	W-854-2115	5/24/21		1,1-Dichloroethane	<	0.5		ug/L	
OU6	W-854-2115	5/24/21		1,1-Dichloroethene	<	0.5		ug/L	
OU6	W-854-2115	5/24/21		1,1,1-Trichloroethane	<	0.5		ug/L	
OU6	W-854-2115	5/24/21		1,1,2-Trichloroethane	<	0.5		ug/L	
OU6	W-854-2115	5/24/21		1,1,2,2-Tetrachloroethane	<	0.5		ug/L	
OU6	W-854-2115	5/24/21		1,2-Dichlorobenzene	<	0.5		ug/L	
OU6	W-854-2115	5/24/21		1,2-Dichloroethane	<	0.5		ug/L	
OU6	W-854-2115	5/24/21		1,2-Dichloroethene (total)	<	1		ug/L	
OU6	W-854-2115	5/24/21		1,2-Dichloropropane	<	0.5		ug/L	
OU6	W-854-2115	5/24/21		1,3-Dichlorobenzene	<	0.5		ug/L	
OU6	W-854-2115	5/24/21		1,4-Dichlorobenzene	<	0.5		ug/L	
OU6	W-854-2115	5/24/21		2-Chloroethylvinylether	<	10		ug/L	
OU6	W-854-2115	5/24/21		Bromodichloromethane	<	0.5		ug/L	
OU6	W-854-2115	5/24/21		Bromoform	<	0.5		ug/L	
OU6	W-854-2115	5/24/21		Bromomethane	<	1		ug/L	
OU6	W-854-2115	5/24/21		Carbon tetrachloride	<	0.5		ug/L	
OU6	W-854-2115	5/24/21		Chlorobenzene	<	0.5		ug/L	
OU6	W-854-2115	5/24/21		Chloroethane	<	0.5		ug/L	
OU6	W-854-2115	5/24/21		Chloroform	<	0.5		ug/L	
OU6	W-854-2115	5/24/21		Chloromethane	<	0.5		ug/L	
OU6	W-854-2115	5/24/21		cis-1,2-Dichloroethene	<	0.5		ug/L	
OU6	W-854-2115	5/24/21		cis-1,3-Dichloropropene	<	0.5		ug/L	
OU6	W-854-2115	5/24/21		Dibromochloromethane	<	0.5		ug/L	
OU6	W-854-2115	5/24/21		Dichlorodifluoromethane	<	0.5		ug/L	
OU6	W-854-2115	5/24/21		Methylene chloride	<	1		ug/L	
OU6	W-854-2115	5/24/21		Tetrachloroethene	<	0.5		ug/L	
OU6	W-854-2115	5/24/21		trans-1,2-Dichloroethene	<	0.5		ug/L	
OU6	W-854-2115	5/24/21		trans-1,3-Dichloropropene	<	0.5		ug/L	
OU6	W-854-2115	5/24/21		Trichloroethene	<	0.5		ug/L	
OU6	W-854-2115	5/24/21		Trichlorofluoromethane	<	0.5		ug/L	
OU6	W-854-2115	5/24/21		Trichlorotrifluoroethane	<	0.5		ug/L	
OU6	W-854-2115	5/24/21		Vinyl chloride	<	0.5		ug/L	
OU6	W-854-2115	5/24/21		Field Oxidation Potential (Eh)		-156		mVolts	
OU6	W-854-2115	5/24/21		Field pH		7.57		Units	
OU6	W-854-2115	5/24/21		Field Specific Conductance		934.5		umhos/cm	
OU6	W-854-2115	5/24/21		Field Temperature		22.3		Degrees C	
OU6	W-854-2115	10/13/21		Perchlorate	<	2		ug/L	

Attachment 1. Table 1. Groundwater analytical data, Site 300, 2021.

OU	Location	Date	Sample Type	Parameter	LOS Indicator	Result	Error	Units	QA Flag
OU6	W-854-2115	10/13/21		1,1-Dichloroethane	<	0.5		ug/L	
OU6	W-854-2115	10/13/21		1,1-Dichloroethene	<	0.5		ug/L	
OU6	W-854-2115	10/13/21		1,1,1-Trichloroethane	<	0.5		ug/L	
OU6	W-854-2115	10/13/21		1,1,2-Trichloroethane	<	0.5		ug/L	
OU6	W-854-2115	10/13/21		1,1,2,2-Tetrachloroethane	<	0.5		ug/L	
OU6	W-854-2115	10/13/21		1,2-Dichlorobenzene	<	0.5		ug/L	
OU6	W-854-2115	10/13/21		1,2-Dichloroethane	<	0.5		ug/L	
OU6	W-854-2115	10/13/21		1,2-Dichloroethene (total)	<	1		ug/L	
OU6	W-854-2115	10/13/21		1,2-Dichloropropane	<	0.5		ug/L	
OU6	W-854-2115	10/13/21		1,3-Dichlorobenzene	<	0.5		ug/L	
OU6	W-854-2115	10/13/21		1,4-Dichlorobenzene	<	0.5		ug/L	
OU6	W-854-2115	10/13/21		2-Chloroethylvinylether	<	1		ug/L	
OU6	W-854-2115	10/13/21		Bromodichloromethane	<	0.5		ug/L	
OU6	W-854-2115	10/13/21		Bromoform	<	0.5		ug/L	
OU6	W-854-2115	10/13/21		Bromomethane	<	0.5		ug/L	
OU6	W-854-2115	10/13/21		Carbon tetrachloride	<	0.5		ug/L	
OU6	W-854-2115	10/13/21		Chlorobenzene	<	0.5		ug/L	
OU6	W-854-2115	10/13/21		Chloroethane	<	0.5		ug/L	
OU6	W-854-2115	10/13/21		Chloroform	<	0.5		ug/L	
OU6	W-854-2115	10/13/21		Chloromethane	<	0.5		ug/L	
OU6	W-854-2115	10/13/21		cis-1,2-Dichloroethene	<	0.5		ug/L	
OU6	W-854-2115	10/13/21		cis-1,3-Dichloropropene	<	0.5		ug/L	
OU6	W-854-2115	10/13/21		Dibromochloromethane	<	0.5		ug/L	
OU6	W-854-2115	10/13/21		Dichlorodifluoromethane	<	0.5		ug/L	
OU6	W-854-2115	10/13/21		Methylene chloride	<	0.5		ug/L	
OU6	W-854-2115	10/13/21		Tetrachloroethene	<	0.5		ug/L	
OU6	W-854-2115	10/13/21		trans-1,2-Dichloroethene	<	0.5		ug/L	
OU6	W-854-2115	10/13/21		trans-1,3-Dichloropropene	<	0.5		ug/L	
OU6	W-854-2115	10/13/21		Trichloroethene	<	0.5		ug/L	
OU6	W-854-2115	10/13/21		Trichlorofluoromethane	<	0.5		ug/L	
OU6	W-854-2115	10/13/21		Trichlorotrifluoroethane	<	0.5		ug/L	
OU6	W-854-2115	10/13/21		Vinyl chloride	<	0.5		ug/L	
OU6	W-854-2115	10/13/21		Field Oxidation Potential (Eh)		-146		mVolts	
OU6	W-854-2115	10/13/21		Field pH		7.51		Units	
OU6	W-854-2115	10/13/21		Field Specific Conductance		851.9		umhos/cm	
OU6	W-854-2115	10/13/21		Field Temperature		20.5		Degrees C	
OU6	W-854-2139	1/12/21		Nitrate (as NO3)		25		mg/L	
OU6	W-854-2139	1/12/21		Perchlorate		4.2		ug/L	
OU6	W-854-2139	1/12/21		1,1-Dichloroethane	<	0.5		ug/L	
OU6	W-854-2139	1/12/21		1,1-Dichloroethene	<	0.5		ug/L	
OU6	W-854-2139	1/12/21		1,1,1-Trichloroethane	<	0.5		ug/L	
OU6	W-854-2139	1/12/21		1,1,2-Trichloroethane	<	0.5		ug/L	
OU6	W-854-2139	1/12/21		1,1,2,2-Tetrachloroethane	<	0.5		ug/L	
OU6	W-854-2139	1/12/21		1,2-Dichlorobenzene	<	0.5		ug/L	
OU6	W-854-2139	1/12/21		1,2-Dichloroethane	<	0.5		ug/L	
OU6	W-854-2139	1/12/21		1,2-Dichloroethene (total)	<	1		ug/L	
OU6	W-854-2139	1/12/21		1,2-Dichloropropane	<	0.5		ug/L	
OU6	W-854-2139	1/12/21		1,3-Dichlorobenzene	<	0.5		ug/L	
OU6	W-854-2139	1/12/21		1,4-Dichlorobenzene	<	0.5		ug/L	
OU6	W-854-2139	1/12/21		2-Chloroethylvinylether	<	10		ug/L	
OU6	W-854-2139	1/12/21		Bromodichloromethane	<	0.5		ug/L	
OU6	W-854-2139	1/12/21		Bromoform	<	0.5		ug/L	
OU6	W-854-2139	1/12/21		Bromomethane	<	1		ug/L	
OU6	W-854-2139	1/12/21		Carbon tetrachloride	<	0.5		ug/L	
OU6	W-854-2139	1/12/21		Chlorobenzene	<	0.5		ug/L	
OU6	W-854-2139	1/12/21		Chloroethane	<	0.5		ug/L	
OU6	W-854-2139	1/12/21		Chloroform	<	0.5		ug/L	
OU6	W-854-2139	1/12/21		Chloromethane	<	0.5		ug/L	
OU6	W-854-2139	1/12/21		cis-1,2-Dichloroethene		0.5		ug/L	
OU6	W-854-2139	1/12/21		cis-1,3-Dichloropropene	<	0.5		ug/L	
OU6	W-854-2139	1/12/21		Dibromochloromethane	<	0.5		ug/L	
OU6	W-854-2139	1/12/21		Dichlorodifluoromethane	<	0.5		ug/L	
OU6	W-854-2139	1/12/21		Methylene chloride	<	1		ug/L	
OU6	W-854-2139	1/12/21		Tetrachloroethene	<	0.5		ug/L	
OU6	W-854-2139	1/12/21		trans-1,2-Dichloroethene	<	0.5		ug/L	
OU6	W-854-2139	1/12/21		trans-1,3-Dichloropropene	<	0.5		ug/L	

Attachment 1. Table 1. Groundwater analytical data, Site 300, 2021.

OU	Location	Date	Sample Type	Parameter	LOS Indicator	Result	Error	Units	QA Flag
OU6	W-854-2139	1/12/21		Trichloroethene		15		ug/L	
OU6	W-854-2139	1/12/21		Trichlorofluoromethane		< 0.5		ug/L	
OU6	W-854-2139	1/12/21		Trichlorotrifluoroethane		< 0.5		ug/L	
OU6	W-854-2139	1/12/21		Vinyl chloride		< 0.5		ug/L	
OU6	W-854-2139	4/8/21		Nitrate (as NO3)		23		mg/L	
OU6	W-854-2139	4/8/21		Perchlorate		4.6		ug/L	
OU6	W-854-2139	4/8/21		1,1-Dichloroethane		< 0.5		ug/L	
OU6	W-854-2139	4/8/21		1,1-Dichloroethene		< 0.5		ug/L	
OU6	W-854-2139	4/8/21		1,1,1-Trichloroethane		< 0.5		ug/L	
OU6	W-854-2139	4/8/21		1,1,2-Trichloroethane		< 0.5		ug/L	
OU6	W-854-2139	4/8/21		1,1,2,2-Tetrachloroethane		< 0.5		ug/L	
OU6	W-854-2139	4/8/21		1,2-Dichlorobenzene		< 0.5		ug/L	
OU6	W-854-2139	4/8/21		1,2-Dichloroethane		< 0.5		ug/L	
OU6	W-854-2139	4/8/21		1,2-Dichloroethene (total)		< 1		ug/L	
OU6	W-854-2139	4/8/21		1,2-Dichloropropane		< 0.5		ug/L	
OU6	W-854-2139	4/8/21		1,3-Dichlorobenzene		< 0.5		ug/L	
OU6	W-854-2139	4/8/21		1,4-Dichlorobenzene		< 0.5		ug/L	
OU6	W-854-2139	4/8/21		2-Chloroethylvinylether		< 10		ug/L	
OU6	W-854-2139	4/8/21		Bromodichloromethane		< 0.5		ug/L	
OU6	W-854-2139	4/8/21		Bromoform		< 0.5		ug/L	
OU6	W-854-2139	4/8/21		Bromomethane		< 1		ug/L	
OU6	W-854-2139	4/8/21		Carbon tetrachloride		< 0.5		ug/L	
OU6	W-854-2139	4/8/21		Chlorobenzene		< 0.5		ug/L	
OU6	W-854-2139	4/8/21		Chloroethane		< 0.5		ug/L	
OU6	W-854-2139	4/8/21		Chloroform		< 0.5		ug/L	
OU6	W-854-2139	4/8/21		Chloromethane		< 0.5		ug/L	
OU6	W-854-2139	4/8/21		cis-1,2-Dichloroethene		0.5		ug/L	
OU6	W-854-2139	4/8/21		cis-1,3-Dichloropropene		< 0.5		ug/L	
OU6	W-854-2139	4/8/21		Dibromochloromethane		< 0.5		ug/L	
OU6	W-854-2139	4/8/21		Dichlorodifluoromethane		< 0.5		ug/L	
OU6	W-854-2139	4/8/21		Methylene chloride		< 1		ug/L	
OU6	W-854-2139	4/8/21		Tetrachloroethene		< 0.5		ug/L	
OU6	W-854-2139	4/8/21		trans-1,2-Dichloroethene		< 0.5		ug/L	
OU6	W-854-2139	4/8/21		trans-1,3-Dichloropropene		< 0.5		ug/L	
OU6	W-854-2139	4/8/21		Trichloroethene		12		ug/L	
OU6	W-854-2139	4/8/21		Trichlorofluoromethane		< 0.5		ug/L	
OU6	W-854-2139	4/8/21		Trichlorotrifluoroethane		< 0.5		ug/L	
OU6	W-854-2139	4/8/21		Vinyl chloride		< 0.5		ug/L	
OU6	W-854-2139	7/26/21		Nitrate (as NO3)		20		mg/L	
OU6	W-854-2139	7/26/21		Perchlorate		< 2		ug/L	
OU6	W-854-2139	7/26/21		1,1-Dichloroethane		< 0.5		ug/L	
OU6	W-854-2139	7/26/21		1,1-Dichloroethene		< 0.5		ug/L	
OU6	W-854-2139	7/26/21		1,1,1-Trichloroethane		< 0.5		ug/L	
OU6	W-854-2139	7/26/21		1,1,2-Trichloroethane		< 0.5		ug/L	
OU6	W-854-2139	7/26/21		1,1,2,2-Tetrachloroethane		< 0.5		ug/L	
OU6	W-854-2139	7/26/21		1,2-Dichlorobenzene		< 0.5		ug/L	
OU6	W-854-2139	7/26/21		1,2-Dichloroethane		< 0.5		ug/L	
OU6	W-854-2139	7/26/21		1,2-Dichloroethene (total)		< 1		ug/L	
OU6	W-854-2139	7/26/21		1,2-Dichloropropane		< 0.5		ug/L	
OU6	W-854-2139	7/26/21		1,3-Dichlorobenzene		< 0.5		ug/L	
OU6	W-854-2139	7/26/21		1,4-Dichlorobenzene		< 0.5		ug/L	
OU6	W-854-2139	7/26/21		2-Chloroethylvinylether		< 10		ug/L	
OU6	W-854-2139	7/26/21		Bromodichloromethane		< 0.5		ug/L	
OU6	W-854-2139	7/26/21		Bromoform		< 0.5		ug/L	
OU6	W-854-2139	7/26/21		Bromomethane		< 1		ug/L	
OU6	W-854-2139	7/26/21		Carbon tetrachloride		< 0.5		ug/L	
OU6	W-854-2139	7/26/21		Chlorobenzene		< 0.5		ug/L	
OU6	W-854-2139	7/26/21		Chloroethane		< 0.5		ug/L	
OU6	W-854-2139	7/26/21		Chloroform		< 0.5		ug/L	
OU6	W-854-2139	7/26/21		Chloromethane		< 0.5		ug/L	
OU6	W-854-2139	7/26/21		cis-1,2-Dichloroethene		< 0.5		ug/L	
OU6	W-854-2139	7/26/21		cis-1,3-Dichloropropene		< 0.5		ug/L	
OU6	W-854-2139	7/26/21		Dibromochloromethane		< 0.5		ug/L	
OU6	W-854-2139	7/26/21		Dichlorodifluoromethane		< 0.5		ug/L	
OU6	W-854-2139	7/26/21		Methylene chloride		< 1		ug/L	
OU6	W-854-2139	7/26/21		Tetrachloroethene		< 0.5		ug/L	

Attachment 1. Table 1. Groundwater analytical data, Site 300, 2021.

OU	Location	Date	Sample Type	Parameter	LOS Indicator	Result	Error	Units	QA Flag
OU6	W-854-2139	7/26/21		trans-1,2-Dichloroethene	<	0.5		ug/L	
OU6	W-854-2139	7/26/21		trans-1,3-Dichloropropene	<	0.5		ug/L	
OU6	W-854-2139	7/26/21		Trichloroethene		13		ug/L	
OU6	W-854-2139	7/26/21		Trichlorofluoromethane	<	0.5		ug/L	
OU6	W-854-2139	7/26/21		Trichlorotrifluoroethane	<	0.5		ug/L	
OU6	W-854-2139	7/26/21		Vinyl chloride	<	0.5		ug/L	
OU6	W-854-2139	10/5/21		Nitrate (as NO3)		18		mg/L	
OU6	W-854-2139	10/5/21		Perchlorate	<	2		ug/L	
OU6	W-854-2139	10/5/21		1,1-Dichloroethane	<	0.5		ug/L	
OU6	W-854-2139	10/5/21		1,1-Dichloroethene	<	0.5		ug/L	
OU6	W-854-2139	10/5/21		1,1,1-Trichloroethane	<	0.5		ug/L	
OU6	W-854-2139	10/5/21		1,1,2-Trichloroethane	<	0.5		ug/L	
OU6	W-854-2139	10/5/21		1,1,2,2-Tetrachloroethane	<	0.5		ug/L	
OU6	W-854-2139	10/5/21		1,2-Dichlorobenzene	<	0.5		ug/L	
OU6	W-854-2139	10/5/21		1,2-Dichloroethane	<	0.5		ug/L	
OU6	W-854-2139	10/5/21		1,2-Dichloroethene (total)	<	1		ug/L	
OU6	W-854-2139	10/5/21		1,2-Dichloropropane	<	0.5		ug/L	
OU6	W-854-2139	10/5/21		1,3-Dichlorobenzene	<	0.5		ug/L	
OU6	W-854-2139	10/5/21		1,4-Dichlorobenzene	<	0.5		ug/L	
OU6	W-854-2139	10/5/21		2-Chloroethylvinylether	<	10		ug/L	
OU6	W-854-2139	10/5/21		Bromodichloromethane	<	0.5		ug/L	
OU6	W-854-2139	10/5/21		Bromoform	<	0.5		ug/L	
OU6	W-854-2139	10/5/21		Bromomethane	<	1		ug/L	
OU6	W-854-2139	10/5/21		Carbon tetrachloride	<	0.5		ug/L	
OU6	W-854-2139	10/5/21		Chlorobenzene	<	0.5		ug/L	
OU6	W-854-2139	10/5/21		Chloroethane	<	0.5		ug/L	
OU6	W-854-2139	10/5/21		Chloroform	<	0.5		ug/L	
OU6	W-854-2139	10/5/21		Chloromethane	<	0.5		ug/L	
OU6	W-854-2139	10/5/21		cis-1,2-Dichloroethene	<	0.5		ug/L	
OU6	W-854-2139	10/5/21		cis-1,3-Dichloropropene	<	0.5		ug/L	
OU6	W-854-2139	10/5/21		Dibromochloromethane	<	0.5		ug/L	
OU6	W-854-2139	10/5/21		Dichlorodifluoromethane	<	0.5		ug/L	
OU6	W-854-2139	10/5/21		Methylene chloride	<	1		ug/L	
OU6	W-854-2139	10/5/21		Tetrachloroethene	<	0.5		ug/L	
OU6	W-854-2139	10/5/21		trans-1,2-Dichloroethene	<	0.5		ug/L	
OU6	W-854-2139	10/5/21		trans-1,3-Dichloropropene	<	0.5		ug/L	
OU6	W-854-2139	10/5/21		Trichloroethene		12		ug/L	
OU6	W-854-2139	10/5/21		Trichlorofluoromethane	<	0.5		ug/L	
OU6	W-854-2139	10/5/21		Trichlorotrifluoroethane	<	0.5		ug/L	
OU6	W-854-2139	10/5/21		Vinyl chloride	<	0.5		ug/L	
OU6	W-854-2218	3/17/21		Perchlorate	<	4		ug/L	
OU6	W-854-2218	3/17/21		1,1-Dichloroethane	<	0.5		ug/L	
OU6	W-854-2218	3/17/21		1,1-Dichloroethene	<	0.5		ug/L	
OU6	W-854-2218	3/17/21		1,1,1-Trichloroethane	<	0.5		ug/L	
OU6	W-854-2218	3/17/21		1,1,2-Trichloroethane	<	0.5		ug/L	
OU6	W-854-2218	3/17/21		1,1,2,2-Tetrachloroethane	<	0.5		ug/L	
OU6	W-854-2218	3/17/21		1,2-Dichlorobenzene	<	0.5		ug/L	
OU6	W-854-2218	3/17/21		1,2-Dichloroethane	<	0.5		ug/L	
OU6	W-854-2218	3/17/21		1,2-Dichloroethene (total)	<	1		ug/L	
OU6	W-854-2218	3/17/21		1,2-Dichloropropane	<	0.5		ug/L	
OU6	W-854-2218	3/17/21		1,3-Dichlorobenzene	<	0.5		ug/L	
OU6	W-854-2218	3/17/21		1,4-Dichlorobenzene	<	0.5		ug/L	
OU6	W-854-2218	3/17/21		2-Chloroethylvinylether	<	10		ug/L	
OU6	W-854-2218	3/17/21		Bromodichloromethane	<	0.5		ug/L	
OU6	W-854-2218	3/17/21		Bromoform	<	0.5		ug/L	
OU6	W-854-2218	3/17/21		Bromomethane	<	1		ug/L	
OU6	W-854-2218	3/17/21		Carbon tetrachloride	<	0.5		ug/L	
OU6	W-854-2218	3/17/21		Chlorobenzene	<	0.5		ug/L	
OU6	W-854-2218	3/17/21		Chloroethane	<	0.5		ug/L	
OU6	W-854-2218	3/17/21		Chloroform	<	0.5		ug/L	
OU6	W-854-2218	3/17/21		Chloromethane	<	0.5		ug/L	
OU6	W-854-2218	3/17/21		cis-1,2-Dichloroethene	<	0.5		ug/L	
OU6	W-854-2218	3/17/21		cis-1,3-Dichloropropene	<	0.5		ug/L	
OU6	W-854-2218	3/17/21		Dibromochloromethane	<	0.5		ug/L	
OU6	W-854-2218	3/17/21		Dichlorodifluoromethane	<	0.5		ug/L	
OU6	W-854-2218	3/17/21		Methylene chloride	<	1		ug/L	

Attachment 1. Table 1. Groundwater analytical data, Site 300, 2021.

OU	Location	Date	Sample Type	Parameter	LOS Indicator	Result	Error	Units	QA Flag
OU6	W-854-2218	3/17/21		Tetrachloroethene	<	0.5		ug/L	
OU6	W-854-2218	3/17/21		trans-1,2-Dichloroethene	<	0.5		ug/L	
OU6	W-854-2218	3/17/21		trans-1,3-Dichloropropene	<	0.5		ug/L	
OU6	W-854-2218	3/17/21		Trichloroethene		6.6		ug/L	
OU6	W-854-2218	3/17/21		Trichlorofluoromethane	<	0.5		ug/L	
OU6	W-854-2218	3/17/21		Trichlorotrifluoroethane	<	0.5		ug/L	
OU6	W-854-2218	3/17/21		Vinyl chloride	<	0.5		ug/L	
OU6	W-854-2218	4/7/21		Nitrate (as NO3)		35		mg/L	D
OU6	W-854-2218	4/7/21		Perchlorate	<	4		ug/L	
OU6	W-854-2218	4/7/21		1,1-Dichloroethane	<	0.5		ug/L	
OU6	W-854-2218	4/7/21		1,1-Dichloroethene	<	0.5		ug/L	
OU6	W-854-2218	4/7/21		1,1,1-Trichloroethane	<	0.5		ug/L	
OU6	W-854-2218	4/7/21		1,1,2-Trichloroethane	<	0.5		ug/L	
OU6	W-854-2218	4/7/21		1,1,2,2-Tetrachloroethane	<	0.5		ug/L	
OU6	W-854-2218	4/7/21		1,2-Dichlorobenzene	<	0.5		ug/L	
OU6	W-854-2218	4/7/21		1,2-Dichloroethane	<	0.5		ug/L	
OU6	W-854-2218	4/7/21		1,2-Dichloroethene (total)	<	1		ug/L	
OU6	W-854-2218	4/7/21		1,2-Dichloropropane	<	0.5		ug/L	
OU6	W-854-2218	4/7/21		1,3-Dichlorobenzene	<	0.5		ug/L	
OU6	W-854-2218	4/7/21		1,4-Dichlorobenzene	<	0.5		ug/L	
OU6	W-854-2218	4/7/21		2-Chloroethylvinylether	<	10		ug/L	
OU6	W-854-2218	4/7/21		Bromodichloromethane	<	0.5		ug/L	
OU6	W-854-2218	4/7/21		Bromoform	<	0.5		ug/L	
OU6	W-854-2218	4/7/21		Bromomethane	<	1		ug/L	
OU6	W-854-2218	4/7/21		Carbon tetrachloride	<	0.5		ug/L	
OU6	W-854-2218	4/7/21		Chlorobenzene	<	0.5		ug/L	
OU6	W-854-2218	4/7/21		Chloroethane	<	0.5		ug/L	
OU6	W-854-2218	4/7/21		Chloroform	<	0.5		ug/L	
OU6	W-854-2218	4/7/21		Chloromethane	<	0.5		ug/L	
OU6	W-854-2218	4/7/21		cis-1,2-Dichloroethene	<	0.5		ug/L	
OU6	W-854-2218	4/7/21		cis-1,3-Dichloropropene	<	0.5		ug/L	
OU6	W-854-2218	4/7/21		Dibromochloromethane	<	0.5		ug/L	
OU6	W-854-2218	4/7/21		Dichlorodifluoromethane	<	0.5		ug/L	
OU6	W-854-2218	4/7/21		Methylene chloride	<	1		ug/L	
OU6	W-854-2218	4/7/21		Tetrachloroethene	<	0.5		ug/L	
OU6	W-854-2218	4/7/21		trans-1,2-Dichloroethene	<	0.5		ug/L	
OU6	W-854-2218	4/7/21		trans-1,3-Dichloropropene	<	0.5		ug/L	
OU6	W-854-2218	4/7/21		Trichloroethene		13		ug/L	
OU6	W-854-2218	4/7/21		Trichlorofluoromethane	<	0.5		ug/L	
OU6	W-854-2218	4/7/21		Trichlorotrifluoroethane	<	0.5		ug/L	
OU6	W-854-2218	4/7/21		Vinyl chloride	<	0.5		ug/L	
OU6	W-854-2218	7/12/21		Nitrate (as NO3)		57		mg/L	
OU6	W-854-2218	7/12/21		Perchlorate	<	2		ug/L	
OU6	W-854-2218	7/12/21		1,1-Dichloroethane	<	0.5		ug/L	
OU6	W-854-2218	7/12/21		1,1-Dichloroethene	<	0.5		ug/L	
OU6	W-854-2218	7/12/21		1,1,1-Trichloroethane	<	0.5		ug/L	
OU6	W-854-2218	7/12/21		1,1,2-Trichloroethane	<	0.5		ug/L	
OU6	W-854-2218	7/12/21		1,1,2,2-Tetrachloroethane	<	0.5		ug/L	
OU6	W-854-2218	7/12/21		1,2-Dichlorobenzene	<	0.5		ug/L	
OU6	W-854-2218	7/12/21		1,2-Dichloroethane	<	0.5		ug/L	
OU6	W-854-2218	7/12/21		1,2-Dichloroethene (total)	<	1		ug/L	
OU6	W-854-2218	7/12/21		1,2-Dichloropropane	<	0.5		ug/L	
OU6	W-854-2218	7/12/21		1,3-Dichlorobenzene	<	0.5		ug/L	
OU6	W-854-2218	7/12/21		1,4-Dichlorobenzene	<	0.5		ug/L	
OU6	W-854-2218	7/12/21		2-Chloroethylvinylether	<	10		ug/L	
OU6	W-854-2218	7/12/21		Bromodichloromethane	<	0.5		ug/L	
OU6	W-854-2218	7/12/21		Bromoform	<	0.5		ug/L	
OU6	W-854-2218	7/12/21		Bromomethane	<	1		ug/L	
OU6	W-854-2218	7/12/21		Carbon tetrachloride	<	0.5		ug/L	
OU6	W-854-2218	7/12/21		Chlorobenzene	<	0.5		ug/L	
OU6	W-854-2218	7/12/21		Chloroethane	<	0.5		ug/L	
OU6	W-854-2218	7/12/21		Chloroform	<	0.5		ug/L	
OU6	W-854-2218	7/12/21		Chloromethane	<	0.5		ug/L	
OU6	W-854-2218	7/12/21		cis-1,2-Dichloroethene	<	0.5		ug/L	
OU6	W-854-2218	7/12/21		cis-1,3-Dichloropropene	<	0.5		ug/L	
OU6	W-854-2218	7/12/21		Dibromochloromethane	<	0.5		ug/L	

Attachment 1. Table 1. Groundwater analytical data, Site 300, 2021.

OU	Location	Date	Sample Type	Parameter	LOS Indicator	Result	Error	Units	QA Flag
OU6	W-854-2218	7/12/21		Dichlorodifluoromethane	<	0.5		ug/L	
OU6	W-854-2218	7/12/21		Methylene chloride	<	1		ug/L	
OU6	W-854-2218	7/12/21		Tetrachloroethene	<	0.5		ug/L	
OU6	W-854-2218	7/12/21		trans-1,2-Dichloroethene	<	0.5		ug/L	
OU6	W-854-2218	7/12/21		trans-1,3-Dichloropropene	<	0.5		ug/L	
OU6	W-854-2218	7/12/21		Trichloroethene		10		ug/L	
OU6	W-854-2218	7/12/21		Trichlorofluoromethane	<	0.5		ug/L	
OU6	W-854-2218	7/12/21		Trichlorotrifluoroethane	<	0.5		ug/L	
OU6	W-854-2218	7/12/21		Vinyl chloride	<	0.5		ug/L	
OU6	W-854-2218	10/4/21		Nitrate (as NO3)		51		mg/L	D
OU6	W-854-2218	10/4/21		Perchlorate	<	2		ug/L	
OU6	W-854-2218	10/4/21		1,1-Dichloroethane	<	0.5		ug/L	
OU6	W-854-2218	10/4/21		1,1-Dichloroethene	<	0.5		ug/L	
OU6	W-854-2218	10/4/21		1,1,1-Trichloroethane	<	0.5		ug/L	
OU6	W-854-2218	10/4/21		1,1,2-Trichloroethane	<	0.5		ug/L	
OU6	W-854-2218	10/4/21		1,1,2,2-Tetrachloroethane	<	0.5		ug/L	
OU6	W-854-2218	10/4/21		1,2-Dichlorobenzene	<	0.5		ug/L	
OU6	W-854-2218	10/4/21		1,2-Dichloroethane	<	0.5		ug/L	
OU6	W-854-2218	10/4/21		1,2-Dichloroethene (total)	<	1		ug/L	
OU6	W-854-2218	10/4/21		1,2-Dichloropropane	<	0.5		ug/L	
OU6	W-854-2218	10/4/21		1,3-Dichlorobenzene	<	0.5		ug/L	
OU6	W-854-2218	10/4/21		1,4-Dichlorobenzene	<	0.5		ug/L	
OU6	W-854-2218	10/4/21		2-Chloroethylvinylether	<	10		ug/L	
OU6	W-854-2218	10/4/21		Bromodichloromethane	<	0.5		ug/L	
OU6	W-854-2218	10/4/21		Bromoform	<	0.5		ug/L	
OU6	W-854-2218	10/4/21		Bromomethane	<	1		ug/L	
OU6	W-854-2218	10/4/21		Carbon tetrachloride	<	0.5		ug/L	
OU6	W-854-2218	10/4/21		Chlorobenzene	<	0.5		ug/L	
OU6	W-854-2218	10/4/21		Chloroethane	<	0.5		ug/L	
OU6	W-854-2218	10/4/21		Chloroform	<	0.5		ug/L	
OU6	W-854-2218	10/4/21		Chloromethane	<	0.5		ug/L	
OU6	W-854-2218	10/4/21		cis-1,2-Dichloroethene	<	0.5		ug/L	
OU6	W-854-2218	10/4/21		cis-1,3-Dichloropropene	<	0.5		ug/L	
OU6	W-854-2218	10/4/21		Dibromochloromethane	<	0.5		ug/L	
OU6	W-854-2218	10/4/21		Dichlorodifluoromethane	<	0.5		ug/L	
OU6	W-854-2218	10/4/21		Methylene chloride	<	1		ug/L	
OU6	W-854-2218	10/4/21		Tetrachloroethene	<	0.5		ug/L	
OU6	W-854-2218	10/4/21		trans-1,2-Dichloroethene	<	0.5		ug/L	
OU6	W-854-2218	10/4/21		trans-1,3-Dichloropropene	<	0.5		ug/L	
OU6	W-854-2218	10/4/21		Trichloroethene		9.8		ug/L	
OU6	W-854-2218	10/4/21		Trichlorofluoromethane	<	0.5		ug/L	
OU6	W-854-2218	10/4/21		Trichlorotrifluoroethane	<	0.5		ug/L	
OU6	W-854-2218	10/4/21		Vinyl chloride	<	0.5		ug/L	
OU6	W-854-2611	4/15/21		Nitrate (as NO3)		55		mg/L	D
OU6	W-854-2611	4/15/21		Perchlorate		4.3		ug/L	
OU6	W-854-2611	4/15/21		1,1-Dichloroethane	<	0.5		ug/L	
OU6	W-854-2611	4/15/21		1,1-Dichloroethene	<	0.5		ug/L	
OU6	W-854-2611	4/15/21		1,1,1-Trichloroethane	<	0.5		ug/L	
OU6	W-854-2611	4/15/21		1,1,2-Trichloroethane	<	0.5		ug/L	
OU6	W-854-2611	4/15/21		1,1,2,2-Tetrachloroethane	<	0.5		ug/L	
OU6	W-854-2611	4/15/21		1,2-Dichlorobenzene	<	0.5		ug/L	
OU6	W-854-2611	4/15/21		1,2-Dichloroethane	<	0.5		ug/L	
OU6	W-854-2611	4/15/21		1,2-Dichloroethene (total)	<	1		ug/L	
OU6	W-854-2611	4/15/21		1,2-Dichloropropane	<	0.5		ug/L	
OU6	W-854-2611	4/15/21		1,3-Dichlorobenzene	<	0.5		ug/L	
OU6	W-854-2611	4/15/21		1,4-Dichlorobenzene	<	0.5		ug/L	
OU6	W-854-2611	4/15/21		2-Chloroethylvinylether	<	1		ug/L	L
OU6	W-854-2611	4/15/21		Bromodichloromethane	<	0.5		ug/L	
OU6	W-854-2611	4/15/21		Bromoform	<	0.5		ug/L	
OU6	W-854-2611	4/15/21		Bromomethane	<	0.5		ug/L	
OU6	W-854-2611	4/15/21		Carbon tetrachloride	<	0.5		ug/L	
OU6	W-854-2611	4/15/21		Chlorobenzene	<	0.5		ug/L	
OU6	W-854-2611	4/15/21		Chloroethane	<	0.5		ug/L	
OU6	W-854-2611	4/15/21		Chloroform	<	0.5		ug/L	
OU6	W-854-2611	4/15/21		Chloromethane	<	0.5		ug/L	
OU6	W-854-2611	4/15/21		cis-1,2-Dichloroethene	<	0.5		ug/L	

Attachment 1. Table 1. Groundwater analytical data, Site 300, 2021.

OU	Location	Date	Sample Type	Parameter	LOS Indicator	Result	Error	Units	QA Flag
OU6	W-854-2611	4/15/21		cis-1,3-Dichloropropene	<	0.5		ug/L	
OU6	W-854-2611	4/15/21		Dibromochloromethane	<	0.5		ug/L	
OU6	W-854-2611	4/15/21		Dichlorodifluoromethane	<	0.5		ug/L	
OU6	W-854-2611	4/15/21		Methylene chloride	<	0.5		ug/L	
OU6	W-854-2611	4/15/21		Tetrachloroethene	<	0.5		ug/L	
OU6	W-854-2611	4/15/21		trans-1,2-Dichloroethene	<	0.5		ug/L	
OU6	W-854-2611	4/15/21		trans-1,3-Dichloropropene	<	0.5		ug/L	
OU6	W-854-2611	4/15/21		Trichloroethene		0.87		ug/L	
OU6	W-854-2611	4/15/21		Trichlorofluoromethane	<	0.5		ug/L	
OU6	W-854-2611	4/15/21		Trichlorotrifluoroethane	<	0.5		ug/L	
OU6	W-854-2611	4/15/21		Vinyl chloride	<	0.5		ug/L	
OU6	W-854-2611	4/15/21		Field Oxidation Potential (Eh)		258		mVolts	
OU6	W-854-2611	4/15/21		Field pH		8.24		Units	
OU6	W-854-2611	4/15/21		Field Specific Conductance		958		umhos/cm	
OU6	W-854-2611	4/15/21		Field Temperature		18.5		Degrees C	
OU6	W-854-2611	11/3/21		Perchlorate		4.7		ug/L	
OU6	W-854-2611	11/3/21		1,1-Dichloroethane	<	0.5		ug/L	
OU6	W-854-2611	11/3/21		1,1-Dichloroethene	<	0.5		ug/L	
OU6	W-854-2611	11/3/21		1,1,1-Trichloroethane	<	0.5		ug/L	
OU6	W-854-2611	11/3/21		1,1,2-Trichloroethane	<	0.5		ug/L	
OU6	W-854-2611	11/3/21		1,1,2,2-Tetrachloroethane	<	0.5		ug/L	
OU6	W-854-2611	11/3/21		1,2-Dichlorobenzene	<	0.5		ug/L	
OU6	W-854-2611	11/3/21		1,2-Dichloroethane	<	0.5		ug/L	
OU6	W-854-2611	11/3/21		1,2-Dichloroethene (total)	<	1		ug/L	
OU6	W-854-2611	11/3/21		1,2-Dichloropropane	<	0.5		ug/L	
OU6	W-854-2611	11/3/21		1,3-Dichlorobenzene	<	0.5		ug/L	
OU6	W-854-2611	11/3/21		1,4-Dichlorobenzene	<	0.5		ug/L	
OU6	W-854-2611	11/3/21		2-Chloroethylvinylether	<	1		ug/L	L
OU6	W-854-2611	11/3/21		Bromodichloromethane	<	0.5		ug/L	
OU6	W-854-2611	11/3/21		Bromoform	<	0.5		ug/L	
OU6	W-854-2611	11/3/21		Bromomethane	<	0.5		ug/L	
OU6	W-854-2611	11/3/21		Carbon tetrachloride	<	0.5		ug/L	
OU6	W-854-2611	11/3/21		Chlorobenzene	<	0.5		ug/L	
OU6	W-854-2611	11/3/21		Chloroethane	<	0.5		ug/L	
OU6	W-854-2611	11/3/21		Chloroform	<	0.5		ug/L	
OU6	W-854-2611	11/3/21		Chloromethane	<	0.5		ug/L	
OU6	W-854-2611	11/3/21		cis-1,2-Dichloroethene	<	0.5		ug/L	
OU6	W-854-2611	11/3/21		cis-1,3-Dichloropropene	<	0.5		ug/L	
OU6	W-854-2611	11/3/21		Dibromochloromethane	<	0.5		ug/L	
OU6	W-854-2611	11/3/21		Dichlorodifluoromethane	<	0.5		ug/L	
OU6	W-854-2611	11/3/21		Methylene chloride	<	0.5		ug/L	
OU6	W-854-2611	11/3/21		Tetrachloroethene	<	0.5		ug/L	
OU6	W-854-2611	11/3/21		trans-1,2-Dichloroethene	<	0.5		ug/L	
OU6	W-854-2611	11/3/21		trans-1,3-Dichloropropene	<	0.5		ug/L	
OU6	W-854-2611	11/3/21		Trichloroethene		1		ug/L	
OU6	W-854-2611	11/3/21		Trichlorofluoromethane	<	0.5		ug/L	
OU6	W-854-2611	11/3/21		Trichlorotrifluoroethane	<	0.5		ug/L	
OU6	W-854-2611	11/3/21		Vinyl chloride	<	0.5		ug/L	
OU6	W-854-2611	11/3/21		Field Oxidation Potential (Eh)		119		mVolts	
OU6	W-854-2611	11/3/21		Field pH		8.32		Units	
OU6	W-854-2611	11/3/21		Field Specific Conductance		944		umhos/cm	
OU6	W-854-2611	11/3/21		Field Temperature		14.6		Degrees C	
OU6	W-854-3305	3/10/21		1,1-Dichloroethane	<	0.5		ug/L	
OU6	W-854-3305	3/10/21		1,1-Dichloroethene	<	0.5		ug/L	
OU6	W-854-3305	3/10/21		1,1,1-Trichloroethane	<	0.5		ug/L	
OU6	W-854-3305	3/10/21		1,1,2-Trichloroethane	<	0.5		ug/L	
OU6	W-854-3305	3/10/21		1,1,2,2-Tetrachloroethane	<	0.5		ug/L	
OU6	W-854-3305	3/10/21		1,2-Dichlorobenzene	<	0.5		ug/L	
OU6	W-854-3305	3/10/21		1,2-Dichloroethane	<	0.5		ug/L	
OU6	W-854-3305	3/10/21		1,2-Dichloroethene (total)	<	1		ug/L	
OU6	W-854-3305	3/10/21		1,2-Dichloropropane	<	0.5		ug/L	
OU6	W-854-3305	3/10/21		1,3-Dichlorobenzene	<	0.5		ug/L	
OU6	W-854-3305	3/10/21		1,4-Dichlorobenzene	<	0.5		ug/L	
OU6	W-854-3305	3/10/21		2-Chloroethylvinylether	<	1		ug/L	L
OU6	W-854-3305	3/10/21		Bromodichloromethane	<	0.5		ug/L	
OU6	W-854-3305	3/10/21		Bromoform	<	0.5		ug/L	

Attachment 1. Table 1. Groundwater analytical data, Site 300, 2021.

OU	Location	Date	Sample Type	Parameter	LOS Indicator	Result	Error	Units	QA Flag
OU6	W-854-3305	3/10/21		Bromomethane	<	0.5		ug/L	
OU6	W-854-3305	3/10/21		Carbon tetrachloride	<	0.5		ug/L	
OU6	W-854-3305	3/10/21		Chlorobenzene	<	0.5		ug/L	
OU6	W-854-3305	3/10/21		Chloroethane	<	0.5		ug/L	
OU6	W-854-3305	3/10/21		Chloroform	<	0.5		ug/L	
OU6	W-854-3305	3/10/21		Chloromethane	<	0.5		ug/L	
OU6	W-854-3305	3/10/21		cis-1,2-Dichloroethene	<	0.5		ug/L	
OU6	W-854-3305	3/10/21		cis-1,3-Dichloropropene	<	0.5		ug/L	
OU6	W-854-3305	3/10/21		Dibromochloromethane	<	0.5		ug/L	
OU6	W-854-3305	3/10/21		Dichlorodifluoromethane	<	0.5		ug/L	
OU6	W-854-3305	3/10/21		Methylene chloride	<	0.5		ug/L	
OU6	W-854-3305	3/10/21		Tetrachloroethene	<	0.5		ug/L	
OU6	W-854-3305	3/10/21		trans-1,2-Dichloroethene	<	0.5		ug/L	
OU6	W-854-3305	3/10/21		trans-1,3-Dichloropropene	<	0.5		ug/L	
OU6	W-854-3305	3/10/21		Trichloroethene	<	0.5		ug/L	
OU6	W-854-3305	3/10/21		Trichlorofluoromethane	<	0.5		ug/L	
OU6	W-854-3305	3/10/21		Trichlorotrifluoroethane	<	0.5		ug/L	
OU6	W-854-3305	3/10/21		Vinyl chloride	<	0.5		ug/L	
OU6	W-854-3305	3/10/21		Field Oxidation Potential (Eh)		233		mVolts	
OU6	W-854-3305	3/10/21		Field pH		7.47		Units	
OU6	W-854-3305	3/10/21		Field Specific Conductance		2123		umhos/cm	
OU6	W-854-3305	3/10/21		Field Temperature		18.3		Degrees C	
OU6	W-854-3305	4/12/21		Nitrate (as NO3)		3.8		mg/L	D
OU6	W-854-3305	4/12/21		Perchlorate	<	4		ug/L	
OU6	W-854-3305	4/12/21		Field Oxidation Potential (Eh)		244		mVolts	
OU6	W-854-3305	4/12/21		Field pH		6.97		Units	
OU6	W-854-3305	4/12/21		Field Specific Conductance		2086		umhos/cm	
OU6	W-854-3305	4/12/21		Field Temperature		21.1		Degrees C	
OU6	W-854-3305	11/8/21		Perchlorate		4.9		ug/L	
OU6	W-854-3305	11/8/21		Field Oxidation Potential (Eh)		128		mVolts	
OU6	W-854-3305	11/8/21		Field pH		7.89		Units	
OU6	W-854-3305	11/8/21		Field Specific Conductance		2066		umhos/cm	
OU6	W-854-3305	11/8/21		Field Temperature		20.5		Degrees C	
OU6	W-854-3306	4/12/21		Nitrate (as NO3)		57		mg/L	D
OU6	W-854-3306	4/12/21		Perchlorate		13		ug/L	
OU6	W-854-3306	4/12/21		1,1-Dichloroethane	<	0.5		ug/L	
OU6	W-854-3306	4/12/21		1,1-Dichloroethene	<	0.5		ug/L	
OU6	W-854-3306	4/12/21		1,1,1-Trichloroethane	<	0.5		ug/L	
OU6	W-854-3306	4/12/21		1,1,2-Trichloroethane	<	0.5		ug/L	
OU6	W-854-3306	4/12/21		1,1,2,2-Tetrachloroethane	<	0.5		ug/L	
OU6	W-854-3306	4/12/21		1,2-Dichlorobenzene	<	0.5		ug/L	
OU6	W-854-3306	4/12/21		1,2-Dichloroethane	<	0.5		ug/L	
OU6	W-854-3306	4/12/21		1,2-Dichloroethene (total)	<	1		ug/L	
OU6	W-854-3306	4/12/21		1,2-Dichloropropane	<	0.5		ug/L	
OU6	W-854-3306	4/12/21		1,3-Dichlorobenzene	<	0.5		ug/L	
OU6	W-854-3306	4/12/21		1,4-Dichlorobenzene	<	0.5		ug/L	
OU6	W-854-3306	4/12/21		2-Chloroethylvinylether	<	1		ug/L	
OU6	W-854-3306	4/12/21		Bromodichloromethane	<	0.5		ug/L	
OU6	W-854-3306	4/12/21		Bromoform	<	0.5		ug/L	
OU6	W-854-3306	4/12/21		Bromomethane	<	0.5		ug/L	
OU6	W-854-3306	4/12/21		Carbon tetrachloride	<	0.5		ug/L	
OU6	W-854-3306	4/12/21		Chlorobenzene	<	0.5		ug/L	
OU6	W-854-3306	4/12/21		Chloroethane	<	0.5		ug/L	
OU6	W-854-3306	4/12/21		Chloroform	<	0.5		ug/L	
OU6	W-854-3306	4/12/21		Chloromethane	<	0.5		ug/L	
OU6	W-854-3306	4/12/21		cis-1,2-Dichloroethene	<	0.5		ug/L	
OU6	W-854-3306	4/12/21		cis-1,3-Dichloropropene	<	0.5		ug/L	
OU6	W-854-3306	4/12/21		Dibromochloromethane	<	0.5		ug/L	
OU6	W-854-3306	4/12/21		Dichlorodifluoromethane	<	0.5		ug/L	
OU6	W-854-3306	4/12/21		Methylene chloride	<	0.5		ug/L	
OU6	W-854-3306	4/12/21		Tetrachloroethene	<	0.5		ug/L	
OU6	W-854-3306	4/12/21		trans-1,2-Dichloroethene	<	0.5		ug/L	
OU6	W-854-3306	4/12/21		trans-1,3-Dichloropropene	<	0.5		ug/L	
OU6	W-854-3306	4/12/21		Trichloroethene	<	0.5		ug/L	
OU6	W-854-3306	4/12/21		Trichlorofluoromethane	<	0.5		ug/L	
OU6	W-854-3306	4/12/21		Trichlorotrifluoroethane	<	0.5		ug/L	

Attachment 1. Table 1. Groundwater analytical data, Site 300, 2021.

OU	Location	Date	Sample Type	Parameter	LOS Indicator	Result	Error	Units	QA Flag
OU6	W-854-3306	4/12/21		Vinyl chloride	<	0.5		ug/L	
OU6	W-854-3306	4/12/21		Field Oxidation Potential (Eh)		181		mVolts	
OU6	W-854-3306	4/12/21		Field pH		6.96		Units	
OU6	W-854-3306	4/12/21		Field Specific Conductance		1733		umhos/cm	
OU6	W-854-3306	4/12/21		Field Temperature		21.5		Degrees C	
OU6	W-854-3306	11/4/21		Perchlorate		11		ug/L	
OU6	W-854-3306	11/4/21		1,1-Dichloroethane	<	0.5		ug/L	
OU6	W-854-3306	11/4/21		1,1-Dichloroethene	<	0.5		ug/L	
OU6	W-854-3306	11/4/21		1,1,1-Trichloroethane	<	0.5		ug/L	
OU6	W-854-3306	11/4/21		1,1,2-Trichloroethane	<	0.5		ug/L	
OU6	W-854-3306	11/4/21		1,1,2,2-Tetrachloroethane	<	0.5		ug/L	
OU6	W-854-3306	11/4/21		1,2-Dichlorobenzene	<	0.5		ug/L	
OU6	W-854-3306	11/4/21		1,2-Dichloroethane	<	0.5		ug/L	
OU6	W-854-3306	11/4/21		1,2-Dichloroethene (total)	<	1		ug/L	
OU6	W-854-3306	11/4/21		1,2-Dichloropropane	<	0.5		ug/L	
OU6	W-854-3306	11/4/21		1,3-Dichlorobenzene	<	0.5		ug/L	
OU6	W-854-3306	11/4/21		1,4-Dichlorobenzene	<	0.5		ug/L	
OU6	W-854-3306	11/4/21		2-Chloroethylvinylether	<	1		ug/L	
OU6	W-854-3306	11/4/21		Bromodichloromethane	<	0.5		ug/L	
OU6	W-854-3306	11/4/21		Bromoform	<	0.5		ug/L	
OU6	W-854-3306	11/4/21		Bromomethane	<	0.5		ug/L	
OU6	W-854-3306	11/4/21		Carbon tetrachloride	<	0.5		ug/L	
OU6	W-854-3306	11/4/21		Chlorobenzene	<	0.5		ug/L	
OU6	W-854-3306	11/4/21		Chloroethane	<	0.5		ug/L	
OU6	W-854-3306	11/4/21		Chloroform	<	0.5		ug/L	
OU6	W-854-3306	11/4/21		Chloromethane	<	0.5		ug/L	
OU6	W-854-3306	11/4/21		cis-1,2-Dichloroethene	<	0.5		ug/L	
OU6	W-854-3306	11/4/21		cis-1,3-Dichloropropene	<	0.5		ug/L	
OU6	W-854-3306	11/4/21		Dibromochloromethane	<	0.5		ug/L	
OU6	W-854-3306	11/4/21		Dichlorodifluoromethane	<	0.5		ug/L	
OU6	W-854-3306	11/4/21		Methylene chloride	<	0.5		ug/L	
OU6	W-854-3306	11/4/21		Tetrachloroethene	<	0.5		ug/L	
OU6	W-854-3306	11/4/21		trans-1,2-Dichloroethene	<	0.5		ug/L	
OU6	W-854-3306	11/4/21		trans-1,3-Dichloropropene	<	0.5		ug/L	
OU6	W-854-3306	11/4/21		Trichloroethene	<	0.5		ug/L	
OU6	W-854-3306	11/4/21		Trichlorofluoromethane	<	0.5		ug/L	
OU6	W-854-3306	11/4/21		Trichlorotrifluoroethane	<	0.5		ug/L	
OU6	W-854-3306	11/4/21		Vinyl chloride	<	0.5		ug/L	
OU6	W-854-3306	11/4/21		Field Oxidation Potential (Eh)		118		mVolts	
OU6	W-854-3306	11/4/21		Field pH		7.62		Units	
OU6	W-854-3306	11/4/21		Field Specific Conductance		1745		umhos/cm	
OU6	W-854-3306	11/4/21		Field Temperature		19.1		Degrees C	
OU6	W-854-3307	4/12/21		Nitrate (as NO3)		54		mg/L	D
OU6	W-854-3307	4/12/21		Perchlorate		12		ug/L	
OU6	W-854-3307	4/12/21		1,1-Dichloroethane	<	0.5		ug/L	
OU6	W-854-3307	4/12/21		1,1-Dichloroethene	<	0.5		ug/L	
OU6	W-854-3307	4/12/21		1,1,1-Trichloroethane	<	0.5		ug/L	
OU6	W-854-3307	4/12/21		1,1,2-Trichloroethane	<	0.5		ug/L	
OU6	W-854-3307	4/12/21		1,1,2,2-Tetrachloroethane	<	0.5		ug/L	
OU6	W-854-3307	4/12/21		1,2-Dichlorobenzene	<	0.5		ug/L	
OU6	W-854-3307	4/12/21		1,2-Dichloroethane	<	0.5		ug/L	
OU6	W-854-3307	4/12/21		1,2-Dichloroethene (total)	<	1		ug/L	
OU6	W-854-3307	4/12/21		1,2-Dichloropropane	<	0.5		ug/L	
OU6	W-854-3307	4/12/21		1,3-Dichlorobenzene	<	0.5		ug/L	
OU6	W-854-3307	4/12/21		1,4-Dichlorobenzene	<	0.5		ug/L	
OU6	W-854-3307	4/12/21		2-Chloroethylvinylether	<	1		ug/L	
OU6	W-854-3307	4/12/21		Bromodichloromethane	<	0.5		ug/L	
OU6	W-854-3307	4/12/21		Bromoform	<	0.5		ug/L	
OU6	W-854-3307	4/12/21		Bromomethane	<	0.5		ug/L	
OU6	W-854-3307	4/12/21		Carbon tetrachloride	<	0.5		ug/L	
OU6	W-854-3307	4/12/21		Chlorobenzene	<	0.5		ug/L	
OU6	W-854-3307	4/12/21		Chloroethane	<	0.5		ug/L	
OU6	W-854-3307	4/12/21		Chloroform	<	0.5		ug/L	
OU6	W-854-3307	4/12/21		Chloromethane	<	0.5		ug/L	
OU6	W-854-3307	4/12/21		cis-1,2-Dichloroethene	<	0.5		ug/L	
OU6	W-854-3307	4/12/21		cis-1,3-Dichloropropene	<	0.5		ug/L	

Attachment 1. Table 1. Groundwater analytical data, Site 300, 2021.

OU	Location	Date	Sample Type	Parameter	LOS Indicator	Result	Error	Units	QA Flag
OU6	W-854-3307	4/12/21		Dibromochloromethane	<	0.5		ug/L	
OU6	W-854-3307	4/12/21		Dichlorodifluoromethane	<	0.5		ug/L	
OU6	W-854-3307	4/12/21		Methylene chloride	<	0.5		ug/L	
OU6	W-854-3307	4/12/21		Tetrachloroethene	<	0.5		ug/L	
OU6	W-854-3307	4/12/21		trans-1,2-Dichloroethene	<	0.5		ug/L	
OU6	W-854-3307	4/12/21		trans-1,3-Dichloropropene	<	0.5		ug/L	
OU6	W-854-3307	4/12/21		Trichloroethene	<	0.5		ug/L	
OU6	W-854-3307	4/12/21		Trichlorofluoromethane	<	0.5		ug/L	
OU6	W-854-3307	4/12/21		Trichlorotrifluoroethane	<	0.5		ug/L	
OU6	W-854-3307	4/12/21		Vinyl chloride	<	0.5		ug/L	
OU6	W-854-3307	4/12/21		Field Oxidation Potential (Eh)		204		mVolts	
OU6	W-854-3307	4/12/21		Field pH		6.9		Units	
OU6	W-854-3307	4/12/21		Field Specific Conductance		1182		umhos/cm	
OU6	W-854-3307	4/12/21		Field Temperature		21.7		Degrees C	
OU6	W-854-3307	11/4/21		Perchlorate		11		ug/L	
OU6	W-854-3307	11/4/21		1,1-Dichloroethane	<	0.5		ug/L	H
OU6	W-854-3307	11/4/21		1,1-Dichloroethene	<	0.5		ug/L	H
OU6	W-854-3307	11/4/21		1,1,1-Trichloroethane	<	0.5		ug/L	H
OU6	W-854-3307	11/4/21		1,1,2-Trichloroethane	<	0.5		ug/L	H
OU6	W-854-3307	11/4/21		1,1,2,2-Tetrachloroethane	<	0.5		ug/L	H
OU6	W-854-3307	11/4/21		1,2-Dichlorobenzene	<	0.5		ug/L	H
OU6	W-854-3307	11/4/21		1,2-Dichloroethane	<	0.5		ug/L	H
OU6	W-854-3307	11/4/21		1,2-Dichloroethene (total)	<	1		ug/L	H
OU6	W-854-3307	11/4/21		1,2-Dichloropropane	<	0.5		ug/L	H
OU6	W-854-3307	11/4/21		1,3-Dichlorobenzene	<	0.5		ug/L	H
OU6	W-854-3307	11/4/21		1,4-Dichlorobenzene	<	0.5		ug/L	H
OU6	W-854-3307	11/4/21		2-Chloroethylvinylether	<	1		ug/L	H
OU6	W-854-3307	11/4/21		Bromodichloromethane	<	0.5		ug/L	H
OU6	W-854-3307	11/4/21		Bromoform	<	0.5		ug/L	H
OU6	W-854-3307	11/4/21		Bromomethane	<	0.5		ug/L	H
OU6	W-854-3307	11/4/21		Carbon tetrachloride	<	0.5		ug/L	H
OU6	W-854-3307	11/4/21		Chlorobenzene	<	0.5		ug/L	H
OU6	W-854-3307	11/4/21		Chloroethane	<	0.5		ug/L	H
OU6	W-854-3307	11/4/21		Chloroform	<	0.5		ug/L	H
OU6	W-854-3307	11/4/21		Chloromethane	<	0.5		ug/L	H
OU6	W-854-3307	11/4/21		cis-1,2-Dichloroethene	<	0.5		ug/L	H
OU6	W-854-3307	11/4/21		cis-1,3-Dichloropropene	<	0.5		ug/L	H
OU6	W-854-3307	11/4/21		Dibromochloromethane	<	0.5		ug/L	H
OU6	W-854-3307	11/4/21		Dichlorodifluoromethane	<	0.5		ug/L	H
OU6	W-854-3307	11/4/21		Methylene chloride	<	0.5		ug/L	H
OU6	W-854-3307	11/4/21		Tetrachloroethene	<	0.5		ug/L	H
OU6	W-854-3307	11/4/21		trans-1,2-Dichloroethene	<	0.5		ug/L	H
OU6	W-854-3307	11/4/21		trans-1,3-Dichloropropene	<	0.5		ug/L	H
OU6	W-854-3307	11/4/21		Trichloroethene	<	0.5		ug/L	H
OU6	W-854-3307	11/4/21		Trichlorofluoromethane	<	0.5		ug/L	H
OU6	W-854-3307	11/4/21		Trichlorotrifluoroethane	<	0.5		ug/L	H
OU6	W-854-3307	11/4/21		Vinyl chloride	<	0.5		ug/L	H
OU6	W-854-3307	11/4/21		Field Oxidation Potential (Eh)		116		mVolts	
OU6	W-854-3307	11/4/21		Field pH		7.55		Units	
OU6	W-854-3307	11/4/21		Field Specific Conductance		1912		umhos/cm	
OU6	W-854-3307	11/4/21		Field Temperature		16.4		Degrees C	
OU6	W-854-3308	3/11/21		Nitrate (as NO3)		18		mg/L	
OU6	W-854-3308	3/11/21		Perchlorate		28		ug/L	
OU6	W-854-3308	3/11/21		1,1-Dichloroethane	<	0.5		ug/L	
OU6	W-854-3308	3/11/21		1,1-Dichloroethene	<	0.5		ug/L	
OU6	W-854-3308	3/11/21		1,1,1-Trichloroethane	<	0.5		ug/L	
OU6	W-854-3308	3/11/21		1,1,2-Trichloroethane	<	0.5		ug/L	
OU6	W-854-3308	3/11/21		1,1,2,2-Tetrachloroethane	<	0.5		ug/L	
OU6	W-854-3308	3/11/21		1,2-Dichlorobenzene	<	0.5		ug/L	
OU6	W-854-3308	3/11/21		1,2-Dichloroethane	<	0.5		ug/L	
OU6	W-854-3308	3/11/21		1,2-Dichloroethene (total)	<	1		ug/L	
OU6	W-854-3308	3/11/21		1,2-Dichloropropane	<	0.5		ug/L	
OU6	W-854-3308	3/11/21		1,3-Dichlorobenzene	<	0.5		ug/L	
OU6	W-854-3308	3/11/21		1,4-Dichlorobenzene	<	0.5		ug/L	
OU6	W-854-3308	3/11/21		2-Chloroethylvinylether	<	1		ug/L	
OU6	W-854-3308	3/11/21		Bromodichloromethane	<	0.5		ug/L	

Attachment 1. Table 1. Groundwater analytical data, Site 300, 2021.

OU	Location	Date	Sample Type	Parameter	LOS Indicator	Result	Error	Units	QA Flag
OU6	W-854-3308	3/11/21		Bromoform	<	0.5		ug/L	
OU6	W-854-3308	3/11/21		Bromomethane	<	0.5		ug/L	
OU6	W-854-3308	3/11/21		Carbon tetrachloride	<	0.5		ug/L	
OU6	W-854-3308	3/11/21		Chlorobenzene	<	0.5		ug/L	
OU6	W-854-3308	3/11/21		Chloroethane	<	0.5		ug/L	
OU6	W-854-3308	3/11/21		Chloroform	<	0.5		ug/L	
OU6	W-854-3308	3/11/21		Chloromethane	<	0.5		ug/L	
OU6	W-854-3308	3/11/21		cis-1,2-Dichloroethene	<	0.5		ug/L	
OU6	W-854-3308	3/11/21		cis-1,3-Dichloropropene	<	0.5		ug/L	
OU6	W-854-3308	3/11/21		Dibromochloromethane	<	0.5		ug/L	
OU6	W-854-3308	3/11/21		Dichlorodifluoromethane	<	0.5		ug/L	
OU6	W-854-3308	3/11/21		Methylene chloride	<	0.5		ug/L	
OU6	W-854-3308	3/11/21		Tetrachloroethene	<	0.5		ug/L	
OU6	W-854-3308	3/11/21		trans-1,2-Dichloroethene	<	0.5		ug/L	
OU6	W-854-3308	3/11/21		trans-1,3-Dichloropropene	<	0.5		ug/L	
OU6	W-854-3308	3/11/21		Trichloroethene	<	0.5		ug/L	
OU6	W-854-3308	3/11/21		Trichlorofluoromethane	<	0.5		ug/L	
OU6	W-854-3308	3/11/21		Trichlorotrifluoroethane	<	0.5		ug/L	
OU6	W-854-3308	3/11/21		Vinyl chloride	<	0.5		ug/L	
OU6	W-854-3308	3/11/21	DUP	Nitrate (as NO3)		18		mg/L	
OU6	W-854-3308	3/11/21	DUP	Perchlorate		23		ug/L	D
OU6	W-854-3308	4/13/21		Nitrate (as NO3)		17		mg/L	
OU6	W-854-3308	4/13/21		Perchlorate		30		ug/L	
OU6	W-854-3308	4/13/21		1,1-Dichloroethane	<	0.5		ug/L	
OU6	W-854-3308	4/13/21		1,1-Dichloroethene	<	0.5		ug/L	
OU6	W-854-3308	4/13/21		1,1,1-Trichloroethane	<	0.5		ug/L	
OU6	W-854-3308	4/13/21		1,1,2-Trichloroethane	<	0.5		ug/L	
OU6	W-854-3308	4/13/21		1,1,2,2-Tetrachloroethane	<	0.5		ug/L	
OU6	W-854-3308	4/13/21		1,2-Dichlorobenzene	<	0.5		ug/L	
OU6	W-854-3308	4/13/21		1,2-Dichloroethane	<	0.5		ug/L	
OU6	W-854-3308	4/13/21		1,2-Dichloroethene (total)	<	1		ug/L	
OU6	W-854-3308	4/13/21		1,2-Dichloropropane	<	0.5		ug/L	
OU6	W-854-3308	4/13/21		1,3-Dichlorobenzene	<	0.5		ug/L	
OU6	W-854-3308	4/13/21		1,4-Dichlorobenzene	<	0.5		ug/L	
OU6	W-854-3308	4/13/21		2-Chloroethylvinylether	<	1		ug/L	
OU6	W-854-3308	4/13/21		Bromodichloromethane	<	0.5		ug/L	
OU6	W-854-3308	4/13/21		Bromoform	<	0.5		ug/L	
OU6	W-854-3308	4/13/21		Bromomethane	<	0.5		ug/L	
OU6	W-854-3308	4/13/21		Carbon tetrachloride	<	0.5		ug/L	
OU6	W-854-3308	4/13/21		Chlorobenzene	<	0.5		ug/L	
OU6	W-854-3308	4/13/21		Chloroethane	<	0.5		ug/L	
OU6	W-854-3308	4/13/21		Chloroform	<	0.5		ug/L	
OU6	W-854-3308	4/13/21		Chloromethane	<	0.5		ug/L	
OU6	W-854-3308	4/13/21		cis-1,2-Dichloroethene	<	0.5		ug/L	
OU6	W-854-3308	4/13/21		cis-1,3-Dichloropropene	<	0.5		ug/L	
OU6	W-854-3308	4/13/21		Dibromochloromethane	<	0.5		ug/L	
OU6	W-854-3308	4/13/21		Dichlorodifluoromethane	<	0.5		ug/L	
OU6	W-854-3308	4/13/21		Methylene chloride	<	0.5		ug/L	
OU6	W-854-3308	4/13/21		Tetrachloroethene	<	0.5		ug/L	
OU6	W-854-3308	4/13/21		trans-1,2-Dichloroethene	<	0.5		ug/L	
OU6	W-854-3308	4/13/21		trans-1,3-Dichloropropene	<	0.5		ug/L	
OU6	W-854-3308	4/13/21		Trichloroethene	<	0.5		ug/L	
OU6	W-854-3308	4/13/21		Trichlorofluoromethane	<	0.5		ug/L	
OU6	W-854-3308	4/13/21		Trichlorotrifluoroethane	<	0.5		ug/L	
OU6	W-854-3308	4/13/21		Vinyl chloride	<	0.5		ug/L	
OU6	W-854-3308	4/13/21		Field Oxidation Potential (Eh)		157		mVolts	
OU6	W-854-3308	4/13/21		Field pH		7.11		Units	
OU6	W-854-3308	4/13/21		Field Temperature		20.3		Degrees C	
OU6	W-854-3308	11/9/21		Nitrate (as NO3)		17		mg/L	
OU6	W-854-3308	11/9/21		Perchlorate		13		ug/L	
OU6	W-854-3308	11/9/21		1,1-Dichloroethane	<	0.5		ug/L	
OU6	W-854-3308	11/9/21		1,1-Dichloroethene	<	0.5		ug/L	
OU6	W-854-3308	11/9/21		1,1,1-Trichloroethane	<	0.5		ug/L	
OU6	W-854-3308	11/9/21		1,1,2-Trichloroethane	<	0.5		ug/L	
OU6	W-854-3308	11/9/21		1,1,2,2-Tetrachloroethane	<	0.5		ug/L	
OU6	W-854-3308	11/9/21		1,2-Dichlorobenzene	<	0.5		ug/L	

Attachment 1. Table 1. Groundwater analytical data, Site 300, 2021.

OU	Location	Date	Sample Type	Parameter	LOS Indicator	Result	Error	Units	QA Flag
OU6	W-854-3308	11/9/21		1,2-Dichloroethane	<	0.5		ug/L	
OU6	W-854-3308	11/9/21		1,2-Dichloroethene (total)	<	1		ug/L	
OU6	W-854-3308	11/9/21		1,2-Dichloropropane	<	0.5		ug/L	
OU6	W-854-3308	11/9/21		1,3-Dichlorobenzene	<	0.5		ug/L	
OU6	W-854-3308	11/9/21		1,4-Dichlorobenzene	<	0.5		ug/L	
OU6	W-854-3308	11/9/21		2-Chloroethylvinylether	<	1		ug/L	
OU6	W-854-3308	11/9/21		Bromodichloromethane	<	0.5		ug/L	
OU6	W-854-3308	11/9/21		Bromoform	<	0.5		ug/L	
OU6	W-854-3308	11/9/21		Bromomethane	<	0.5		ug/L	
OU6	W-854-3308	11/9/21		Carbon tetrachloride	<	0.5		ug/L	
OU6	W-854-3308	11/9/21		Chlorobenzene	<	0.5		ug/L	
OU6	W-854-3308	11/9/21		Chloroethane	<	0.5		ug/L	
OU6	W-854-3308	11/9/21		Chloroform	<	0.5		ug/L	
OU6	W-854-3308	11/9/21		Chloromethane	<	0.5		ug/L	
OU6	W-854-3308	11/9/21		cis-1,2-Dichloroethene	<	0.5		ug/L	
OU6	W-854-3308	11/9/21		cis-1,3-Dichloropropene	<	0.5		ug/L	
OU6	W-854-3308	11/9/21		Dibromochloromethane	<	0.5		ug/L	
OU6	W-854-3308	11/9/21		Dichlorodifluoromethane	<	0.5		ug/L	
OU6	W-854-3308	11/9/21		Methylene chloride	<	0.5		ug/L	
OU6	W-854-3308	11/9/21		Tetrachloroethene	<	0.5		ug/L	
OU6	W-854-3308	11/9/21		trans-1,2-Dichloroethene	<	0.5		ug/L	
OU6	W-854-3308	11/9/21		trans-1,3-Dichloropropene	<	0.5		ug/L	
OU6	W-854-3308	11/9/21		Trichloroethene	<	0.5		ug/L	
OU6	W-854-3308	11/9/21		Trichlorofluoromethane	<	0.5		ug/L	
OU6	W-854-3308	11/9/21		Trichlorotrifluoroethane	<	0.5		ug/L	
OU6	W-854-3308	11/9/21		Vinyl chloride	<	0.5		ug/L	
OU6	W-854-3308	11/9/21		Field Oxidation Potential (Eh)		-185		mVolts	
OU6	W-854-3308	11/9/21		Field pH		7.77		Units	
OU6	W-854-3308	11/9/21		Field Specific Conductance		1758		umhos/cm	
OU6	W-854-3308	11/9/21		Field Temperature		16.2		Degrees C	
OU6	W-854-3309	3/11/21		Nitrate (as NO3)		23		mg/L	
OU6	W-854-3309	3/11/21		Perchlorate		14		ug/L	
OU6	W-854-3309	3/11/21		1,1-Dichloroethane	<	0.5		ug/L	
OU6	W-854-3309	3/11/21		1,1-Dichloroethene	<	0.5		ug/L	
OU6	W-854-3309	3/11/21		1,1,1-Trichloroethane	<	0.5		ug/L	
OU6	W-854-3309	3/11/21		1,1,2-Trichloroethane	<	0.5		ug/L	
OU6	W-854-3309	3/11/21		1,1,2,2-Tetrachloroethane	<	0.5		ug/L	
OU6	W-854-3309	3/11/21		1,2-Dichlorobenzene	<	0.5		ug/L	
OU6	W-854-3309	3/11/21		1,2-Dichloroethane	<	0.5		ug/L	
OU6	W-854-3309	3/11/21		1,2-Dichloroethene (total)	<	1		ug/L	
OU6	W-854-3309	3/11/21		1,2-Dichloropropane	<	0.5		ug/L	
OU6	W-854-3309	3/11/21		1,3-Dichlorobenzene	<	0.5		ug/L	
OU6	W-854-3309	3/11/21		1,4-Dichlorobenzene	<	0.5		ug/L	
OU6	W-854-3309	3/11/21		2-Chloroethylvinylether	<	1		ug/L	
OU6	W-854-3309	3/11/21		Bromodichloromethane	<	0.5		ug/L	
OU6	W-854-3309	3/11/21		Bromoform	<	0.5		ug/L	
OU6	W-854-3309	3/11/21		Bromomethane	<	0.5		ug/L	
OU6	W-854-3309	3/11/21		Carbon tetrachloride	<	0.5		ug/L	
OU6	W-854-3309	3/11/21		Chlorobenzene	<	0.5		ug/L	
OU6	W-854-3309	3/11/21		Chloroethane	<	0.5		ug/L	
OU6	W-854-3309	3/11/21		Chloroform	<	0.5		ug/L	
OU6	W-854-3309	3/11/21		Chloromethane	<	0.5		ug/L	
OU6	W-854-3309	3/11/21		cis-1,2-Dichloroethene	<	0.5		ug/L	
OU6	W-854-3309	3/11/21		cis-1,3-Dichloropropene	<	0.5		ug/L	
OU6	W-854-3309	3/11/21		Dibromochloromethane	<	0.5		ug/L	
OU6	W-854-3309	3/11/21		Dichlorodifluoromethane	<	0.5		ug/L	
OU6	W-854-3309	3/11/21		Methylene chloride	<	0.5		ug/L	
OU6	W-854-3309	3/11/21		Tetrachloroethene	<	0.5		ug/L	
OU6	W-854-3309	3/11/21		trans-1,2-Dichloroethene	<	0.5		ug/L	
OU6	W-854-3309	3/11/21		trans-1,3-Dichloropropene	<	0.5		ug/L	
OU6	W-854-3309	3/11/21		Trichloroethene	<	0.5		ug/L	
OU6	W-854-3309	3/11/21		Trichlorofluoromethane	<	0.5		ug/L	
OU6	W-854-3309	3/11/21		Trichlorotrifluoroethane	<	0.5		ug/L	
OU6	W-854-3309	3/11/21		Vinyl chloride	<	0.5		ug/L	
OU6	W-854-3309	4/13/21		Nitrate (as NO3)		22		mg/L	
OU6	W-854-3309	4/13/21		Perchlorate		16		ug/L	

Attachment 1. Table 1. Groundwater analytical data, Site 300, 2021.

OU	Location	Date	Sample Type	Parameter	LOS Indicator	Result	Error	Units	QA Flag
OU6	W-854-3309	4/13/21		1,1-Dichloroethane	<	0.5		ug/L	
OU6	W-854-3309	4/13/21		1,1-Dichloroethene	<	0.5		ug/L	
OU6	W-854-3309	4/13/21		1,1,1-Trichloroethane	<	0.5		ug/L	
OU6	W-854-3309	4/13/21		1,1,2-Trichloroethane	<	0.5		ug/L	
OU6	W-854-3309	4/13/21		1,1,2,2-Tetrachloroethane	<	0.5		ug/L	
OU6	W-854-3309	4/13/21		1,2-Dichlorobenzene	<	0.5		ug/L	
OU6	W-854-3309	4/13/21		1,2-Dichloroethane	<	0.5		ug/L	
OU6	W-854-3309	4/13/21		1,2-Dichloroethene (total)	<	1		ug/L	
OU6	W-854-3309	4/13/21		1,2-Dichloropropane	<	0.5		ug/L	
OU6	W-854-3309	4/13/21		1,3-Dichlorobenzene	<	0.5		ug/L	
OU6	W-854-3309	4/13/21		1,4-Dichlorobenzene	<	0.5		ug/L	
OU6	W-854-3309	4/13/21		2-Chloroethylvinylether	<	1		ug/L	
OU6	W-854-3309	4/13/21		Bromodichloromethane	<	0.5		ug/L	
OU6	W-854-3309	4/13/21		Bromoform	<	0.5		ug/L	
OU6	W-854-3309	4/13/21		Bromomethane	<	0.5		ug/L	
OU6	W-854-3309	4/13/21		Carbon tetrachloride	<	0.5		ug/L	
OU6	W-854-3309	4/13/21		Chlorobenzene	<	0.5		ug/L	
OU6	W-854-3309	4/13/21		Chloroethane	<	0.5		ug/L	
OU6	W-854-3309	4/13/21		Chloroform	<	0.5		ug/L	
OU6	W-854-3309	4/13/21		Chloromethane	<	0.5		ug/L	
OU6	W-854-3309	4/13/21		cis-1,2-Dichloroethene	<	0.5		ug/L	
OU6	W-854-3309	4/13/21		cis-1,3-Dichloropropene	<	0.5		ug/L	
OU6	W-854-3309	4/13/21		Dibromochloromethane	<	0.5		ug/L	
OU6	W-854-3309	4/13/21		Dichlorodifluoromethane	<	0.5		ug/L	
OU6	W-854-3309	4/13/21		Methylene chloride	<	0.5		ug/L	
OU6	W-854-3309	4/13/21		Tetrachloroethene	<	0.5		ug/L	
OU6	W-854-3309	4/13/21		trans-1,2-Dichloroethene	<	0.5		ug/L	
OU6	W-854-3309	4/13/21		trans-1,3-Dichloropropene	<	0.5		ug/L	
OU6	W-854-3309	4/13/21		Trichloroethene	<	0.5		ug/L	
OU6	W-854-3309	4/13/21		Trichlorofluoromethane	<	0.5		ug/L	
OU6	W-854-3309	4/13/21		Trichlorotrifluoroethane	<	0.5		ug/L	
OU6	W-854-3309	4/13/21		Vinyl chloride	<	0.5		ug/L	
OU6	W-854-3309	4/13/21		Field Oxidation Potential (Eh)		133		mVolts	
OU6	W-854-3309	4/13/21		Field pH		7.25		Units	
OU6	W-854-3309	4/13/21		Field Specific Conductance		1201		umhos/cm	
OU6	W-854-3309	4/13/21		Field Temperature		18.3		Degrees C	
OU6	W-854-3309	11/9/21		Nitrate (as NO3)		23		mg/L	
OU6	W-854-3309	11/9/21		Perchlorate		26		ug/L	
OU6	W-854-3309	11/9/21		1,1-Dichloroethane	<	0.5		ug/L	
OU6	W-854-3309	11/9/21		1,1-Dichloroethene	<	0.5		ug/L	
OU6	W-854-3309	11/9/21		1,1,1-Trichloroethane	<	0.5		ug/L	
OU6	W-854-3309	11/9/21		1,1,2-Trichloroethane	<	0.5		ug/L	
OU6	W-854-3309	11/9/21		1,1,2,2-Tetrachloroethane	<	0.5		ug/L	
OU6	W-854-3309	11/9/21		1,2-Dichlorobenzene	<	0.5		ug/L	
OU6	W-854-3309	11/9/21		1,2-Dichloroethane	<	0.5		ug/L	
OU6	W-854-3309	11/9/21		1,2-Dichloroethene (total)	<	1		ug/L	
OU6	W-854-3309	11/9/21		1,2-Dichloropropane	<	0.5		ug/L	
OU6	W-854-3309	11/9/21		1,3-Dichlorobenzene	<	0.5		ug/L	
OU6	W-854-3309	11/9/21		1,4-Dichlorobenzene	<	0.5		ug/L	
OU6	W-854-3309	11/9/21		2-Chloroethylvinylether	<	1		ug/L	
OU6	W-854-3309	11/9/21		Bromodichloromethane	<	0.5		ug/L	
OU6	W-854-3309	11/9/21		Bromoform	<	0.5		ug/L	
OU6	W-854-3309	11/9/21		Bromomethane	<	0.5		ug/L	
OU6	W-854-3309	11/9/21		Carbon tetrachloride	<	0.5		ug/L	
OU6	W-854-3309	11/9/21		Chlorobenzene	<	0.5		ug/L	
OU6	W-854-3309	11/9/21		Chloroethane	<	0.5		ug/L	
OU6	W-854-3309	11/9/21		Chloroform	<	0.5		ug/L	
OU6	W-854-3309	11/9/21		Chloromethane	<	0.5		ug/L	
OU6	W-854-3309	11/9/21		cis-1,2-Dichloroethene	<	0.5		ug/L	
OU6	W-854-3309	11/9/21		cis-1,3-Dichloropropene	<	0.5		ug/L	
OU6	W-854-3309	11/9/21		Dibromochloromethane	<	0.5		ug/L	
OU6	W-854-3309	11/9/21		Dichlorodifluoromethane	<	0.5		ug/L	
OU6	W-854-3309	11/9/21		Methylene chloride	<	0.5		ug/L	
OU6	W-854-3309	11/9/21		Tetrachloroethene	<	0.5		ug/L	
OU6	W-854-3309	11/9/21		trans-1,2-Dichloroethene	<	0.5		ug/L	
OU6	W-854-3309	11/9/21		trans-1,3-Dichloropropene	<	0.5		ug/L	

Attachment 1. Table 1. Groundwater analytical data, Site 300, 2021.

OU	Location	Date	Sample Type	Parameter	LOS Indicator	Result	Error	Units	QA Flag
OU6	W-854-3309	11/9/21		Trichloroethene	<	0.5		ug/L	
OU6	W-854-3309	11/9/21		Trichlorofluoromethane	<	0.5		ug/L	
OU6	W-854-3309	11/9/21		Trichlorotrifluoroethane	<	0.5		ug/L	
OU6	W-854-3309	11/9/21		Vinyl chloride	<	0.5		ug/L	
OU6	W-854-3309	11/9/21		Field Oxidation Potential (Eh)		-144		mVolts	
OU6	W-854-3309	11/9/21		Field pH		8.02		Units	
OU6	W-854-3309	11/9/21		Field Specific Conductance		1109		umhos/cm	
OU6	W-854-3309	11/9/21		Field Temperature		17		Degrees C	
OU6	W-854-3405	3/17/21		Perchlorate		6.5		ug/L	
OU6	W-854-3405	3/23/21		1,1-Dichloroethane	<	0.5		ug/L	
OU6	W-854-3405	3/23/21		1,1-Dichloroethene	<	0.5		ug/L	
OU6	W-854-3405	3/23/21		1,1,1-Trichloroethane	<	0.5		ug/L	
OU6	W-854-3405	3/23/21		1,1,2-Trichloroethane	<	0.5		ug/L	
OU6	W-854-3405	3/23/21		1,1,2,2-Tetrachloroethane	<	0.5		ug/L	
OU6	W-854-3405	3/23/21		1,2-Dichlorobenzene	<	0.5		ug/L	
OU6	W-854-3405	3/23/21		1,2-Dichloroethane	<	0.5		ug/L	
OU6	W-854-3405	3/23/21		1,2-Dichloroethene (total)	<	1		ug/L	
OU6	W-854-3405	3/23/21		1,2-Dichloropropane	<	0.5		ug/L	
OU6	W-854-3405	3/23/21		1,3-Dichlorobenzene	<	0.5		ug/L	
OU6	W-854-3405	3/23/21		1,4-Dichlorobenzene	<	0.5		ug/L	
OU6	W-854-3405	3/23/21		2-Chloroethylvinylether	<	10		ug/L	
OU6	W-854-3405	3/23/21		Bromodichloromethane	<	0.5		ug/L	
OU6	W-854-3405	3/23/21		Bromoform	<	0.5		ug/L	
OU6	W-854-3405	3/23/21		Bromomethane	<	1		ug/L	
OU6	W-854-3405	3/23/21		Carbon tetrachloride	<	0.5		ug/L	
OU6	W-854-3405	3/23/21		Chlorobenzene	<	0.5		ug/L	
OU6	W-854-3405	3/23/21		Chloroethane	<	0.5		ug/L	
OU6	W-854-3405	3/23/21		Chloroform	<	0.5		ug/L	
OU6	W-854-3405	3/23/21		Chloromethane	<	0.5		ug/L	
OU6	W-854-3405	3/23/21		cis-1,2-Dichloroethene	<	0.5		ug/L	
OU6	W-854-3405	3/23/21		cis-1,3-Dichloropropene	<	0.5		ug/L	
OU6	W-854-3405	3/23/21		Dibromochloromethane	<	0.5		ug/L	
OU6	W-854-3405	3/23/21		Dichlorodifluoromethane	<	0.5		ug/L	
OU6	W-854-3405	3/23/21		Methylene chloride	<	1		ug/L	
OU6	W-854-3405	3/23/21		Tetrachloroethene	<	0.5		ug/L	
OU6	W-854-3405	3/23/21		trans-1,2-Dichloroethene	<	0.5		ug/L	
OU6	W-854-3405	3/23/21		trans-1,3-Dichloropropene	<	0.5		ug/L	
OU6	W-854-3405	3/23/21		Trichloroethene		5		ug/L	
OU6	W-854-3405	3/23/21		Trichlorofluoromethane	<	0.5		ug/L	
OU6	W-854-3405	3/23/21		Trichlorotrifluoroethane	<	0.5		ug/L	
OU6	W-854-3405	3/23/21		Vinyl chloride	<	0.5		ug/L	
OU6	W-854-3405	4/15/21		Nitrate (as NO3)		70		mg/L	
OU6	W-854-3405	4/15/21		Perchlorate		6		ug/L	
OU6	W-854-3405	4/15/21		1,1-Dichloroethane	<	0.5		ug/L	
OU6	W-854-3405	4/15/21		1,1-Dichloroethene	<	0.5		ug/L	
OU6	W-854-3405	4/15/21		1,1,1-Trichloroethane	<	0.5		ug/L	
OU6	W-854-3405	4/15/21		1,1,2-Trichloroethane	<	0.5		ug/L	
OU6	W-854-3405	4/15/21		1,1,2,2-Tetrachloroethane	<	0.5		ug/L	
OU6	W-854-3405	4/15/21		1,2-Dichlorobenzene	<	0.5		ug/L	
OU6	W-854-3405	4/15/21		1,2-Dichloroethane	<	0.5		ug/L	
OU6	W-854-3405	4/15/21		1,2-Dichloroethene (total)	<	1		ug/L	
OU6	W-854-3405	4/15/21		1,2-Dichloropropane	<	0.5		ug/L	
OU6	W-854-3405	4/15/21		1,3-Dichlorobenzene	<	0.5		ug/L	
OU6	W-854-3405	4/15/21		1,4-Dichlorobenzene	<	0.5		ug/L	
OU6	W-854-3405	4/15/21		2-Chloroethylvinylether	<	10		ug/L	
OU6	W-854-3405	4/15/21		Bromodichloromethane	<	0.5		ug/L	
OU6	W-854-3405	4/15/21		Bromoform	<	0.5		ug/L	
OU6	W-854-3405	4/15/21		Bromomethane	<	1		ug/L	
OU6	W-854-3405	4/15/21		Carbon tetrachloride	<	0.5		ug/L	
OU6	W-854-3405	4/15/21		Chlorobenzene	<	0.5		ug/L	
OU6	W-854-3405	4/15/21		Chloroethane	<	0.5		ug/L	
OU6	W-854-3405	4/15/21		Chloroform	<	0.5		ug/L	
OU6	W-854-3405	4/15/21		Chloromethane	<	0.5		ug/L	
OU6	W-854-3405	4/15/21		cis-1,2-Dichloroethene	<	0.5		ug/L	
OU6	W-854-3405	4/15/21		cis-1,3-Dichloropropene	<	0.5		ug/L	
OU6	W-854-3405	4/15/21		Dibromochloromethane	<	0.5		ug/L	

Attachment 1. Table 1. Groundwater analytical data, Site 300, 2021.

OU	Location	Date	Sample Type	Parameter	LOS Indicator	Result	Error	Units	QA Flag
OU6	W-854-3405	4/15/21		Dichlorodifluoromethane	<	0.5		ug/L	
OU6	W-854-3405	4/15/21		Methylene chloride	<	1		ug/L	
OU6	W-854-3405	4/15/21		Tetrachloroethene	<	0.5		ug/L	
OU6	W-854-3405	4/15/21		trans-1,2-Dichloroethene	<	0.5		ug/L	
OU6	W-854-3405	4/15/21		trans-1,3-Dichloropropene	<	0.5		ug/L	
OU6	W-854-3405	4/15/21		Trichloroethene		5.9		ug/L	
OU6	W-854-3405	4/15/21		Trichlorofluoromethane	<	0.5		ug/L	
OU6	W-854-3405	4/15/21		Trichlorotrifluoroethane	<	0.5		ug/L	
OU6	W-854-3405	4/15/21		Vinyl chloride	<	0.5		ug/L	
OU6	W-854-3405	4/15/21		Field Oxidation Potential (Eh)		201		mVolts	
OU6	W-854-3405	4/15/21		Field pH		8.18		Units	
OU6	W-854-3405	4/15/21		Field Specific Conductance		1052		umhos/cm	
OU6	W-854-3405	4/15/21		Field Temperature		19.1		Degrees C	
OU6	W-854-3405	9/28/21		Perchlorate		9.5		ug/L	
OU6	W-854-3405	9/28/21		1,1-Dichloroethane	<	0.5		ug/L	
OU6	W-854-3405	9/28/21		1,1-Dichloroethene	<	0.5		ug/L	
OU6	W-854-3405	9/28/21		1,1,1-Trichloroethane	<	0.5		ug/L	
OU6	W-854-3405	9/28/21		1,1,2-Trichloroethane	<	0.5		ug/L	
OU6	W-854-3405	9/28/21		1,1,2,2-Tetrachloroethane	<	0.5		ug/L	
OU6	W-854-3405	9/28/21		1,2-Dichlorobenzene	<	0.5		ug/L	
OU6	W-854-3405	9/28/21		1,2-Dichloroethane	<	0.5		ug/L	
OU6	W-854-3405	9/28/21		1,2-Dichloroethene (total)	<	1		ug/L	
OU6	W-854-3405	9/28/21		1,2-Dichloropropane	<	0.5		ug/L	
OU6	W-854-3405	9/28/21		1,3-Dichlorobenzene	<	0.5		ug/L	
OU6	W-854-3405	9/28/21		1,4-Dichlorobenzene	<	0.5		ug/L	
OU6	W-854-3405	9/28/21		2-Chloroethylvinylether	<	1		ug/L	
OU6	W-854-3405	9/28/21		Bromodichloromethane	<	0.5		ug/L	
OU6	W-854-3405	9/28/21		Bromoform	<	0.5		ug/L	
OU6	W-854-3405	9/28/21		Bromomethane	<	0.5		ug/L	
OU6	W-854-3405	9/28/21		Carbon tetrachloride	<	0.5		ug/L	
OU6	W-854-3405	9/28/21		Chlorobenzene	<	0.5		ug/L	
OU6	W-854-3405	9/28/21		Chloroethane	<	0.5		ug/L	
OU6	W-854-3405	9/28/21		Chloroform	<	0.5		ug/L	
OU6	W-854-3405	9/28/21		Chloromethane	<	0.5		ug/L	
OU6	W-854-3405	9/28/21		cis-1,2-Dichloroethene	<	0.5		ug/L	
OU6	W-854-3405	9/28/21		cis-1,3-Dichloropropene	<	0.5		ug/L	
OU6	W-854-3405	9/28/21		Dibromochloromethane	<	0.5		ug/L	
OU6	W-854-3405	9/28/21		Dichlorodifluoromethane	<	0.5		ug/L	
OU6	W-854-3405	9/28/21		Methylene chloride	<	0.5		ug/L	
OU6	W-854-3405	9/28/21		Tetrachloroethene	<	0.5		ug/L	
OU6	W-854-3405	9/28/21		trans-1,2-Dichloroethene	<	0.5		ug/L	
OU6	W-854-3405	9/28/21		trans-1,3-Dichloropropene	<	0.5		ug/L	
OU6	W-854-3405	9/28/21		Trichloroethene		3.9		ug/L	
OU6	W-854-3405	9/28/21		Trichlorofluoromethane	<	0.5		ug/L	
OU6	W-854-3405	9/28/21		Trichlorotrifluoroethane	<	0.5		ug/L	
OU6	W-854-3405	9/28/21		Vinyl chloride	<	0.5		ug/L	
OU6	W-854-3405	9/28/21		Field Oxidation Potential (Eh)		158		mVolts	
OU6	W-854-3405	9/28/21		Field pH		7.97		Units	
OU6	W-854-3405	9/28/21		Field Specific Conductance		1102		umhos/cm	
OU6	W-854-3405	9/28/21		Field Temperature		20.8		Degrees C	
OU6	W-854-3405	10/13/21		Nitrate (as NO3)		54		mg/L	
OU6	W-854-3405	10/13/21		Perchlorate		9.8		ug/L	
OU6	W-854-3405	10/13/21		1,1-Dichloroethane	<	0.5		ug/L	
OU6	W-854-3405	10/13/21		1,1-Dichloroethene	<	0.5		ug/L	
OU6	W-854-3405	10/13/21		1,1,1-Trichloroethane	<	0.5		ug/L	
OU6	W-854-3405	10/13/21		1,1,2-Trichloroethane	<	0.5		ug/L	
OU6	W-854-3405	10/13/21		1,1,2,2-Tetrachloroethane	<	0.5		ug/L	
OU6	W-854-3405	10/13/21		1,2-Dichlorobenzene	<	0.5		ug/L	
OU6	W-854-3405	10/13/21		1,2-Dichloroethane	<	0.5		ug/L	
OU6	W-854-3405	10/13/21		1,2-Dichloroethene (total)	<	1		ug/L	
OU6	W-854-3405	10/13/21		1,2-Dichloropropane	<	0.5		ug/L	
OU6	W-854-3405	10/13/21		1,3-Dichlorobenzene	<	0.5		ug/L	
OU6	W-854-3405	10/13/21		1,4-Dichlorobenzene	<	0.5		ug/L	
OU6	W-854-3405	10/13/21		2-Chloroethylvinylether	<	1		ug/L	
OU6	W-854-3405	10/13/21		Bromodichloromethane	<	0.5		ug/L	
OU6	W-854-3405	10/13/21		Bromoform	<	0.5		ug/L	

Attachment 1. Table 1. Groundwater analytical data, Site 300, 2021.

OU	Location	Date	Sample Type	Parameter	LOS Indicator	Result	Error	Units	QA Flag
OU6	W-854-3405	10/13/21		Bromomethane	<	0.5		ug/L	
OU6	W-854-3405	10/13/21		Carbon tetrachloride	<	0.5		ug/L	
OU6	W-854-3405	10/13/21		Chlorobenzene	<	0.5		ug/L	
OU6	W-854-3405	10/13/21		Chloroethane	<	0.5		ug/L	
OU6	W-854-3405	10/13/21		Chloroform	<	0.5		ug/L	
OU6	W-854-3405	10/13/21		Chloromethane	<	0.5		ug/L	
OU6	W-854-3405	10/13/21		cis-1,2-Dichloroethene	<	0.5		ug/L	
OU6	W-854-3405	10/13/21		cis-1,3-Dichloropropene	<	0.5		ug/L	
OU6	W-854-3405	10/13/21		Dibromochloromethane	<	0.5		ug/L	
OU6	W-854-3405	10/13/21		Dichlorodifluoromethane	<	0.5		ug/L	
OU6	W-854-3405	10/13/21		Methylene chloride	<	0.5		ug/L	
OU6	W-854-3405	10/13/21		Tetrachloroethene	<	0.5		ug/L	
OU6	W-854-3405	10/13/21		trans-1,2-Dichloroethene	<	0.5		ug/L	
OU6	W-854-3405	10/13/21		trans-1,3-Dichloropropene	<	0.5		ug/L	
OU6	W-854-3405	10/13/21		Trichloroethene		3.3		ug/L	
OU6	W-854-3405	10/13/21		Trichlorofluoromethane	<	0.5		ug/L	
OU6	W-854-3405	10/13/21		Trichlorotrifluoroethane	<	0.5		ug/L	
OU6	W-854-3405	10/13/21		Vinyl chloride	<	0.5		ug/L	
OU6	W-854-3405	10/13/21		Field Oxidation Potential (Eh)		186		mVolts	
OU6	W-854-3405	10/13/21		Field pH		7.83		Units	
OU6	W-854-3405	10/13/21		Field Specific Conductance		1119		umhos/cm	
OU6	W-854-3405	10/13/21		Field Temperature		18.8		Degrees C	
OU6	W-854-45	4/19/21		Nitrate (as NO3)		57		mg/L	DHJ
OU6	W-854-45	4/19/21		Perchlorate		11		ug/L	
OU6	W-854-45	4/19/21		1,1-Dichloroethane	<	0.5		ug/L	
OU6	W-854-45	4/19/21		1,1-Dichloroethene	<	0.5		ug/L	
OU6	W-854-45	4/19/21		1,1,1-Trichloroethane	<	0.5		ug/L	
OU6	W-854-45	4/19/21		1,1,2-Trichloroethane	<	0.5		ug/L	
OU6	W-854-45	4/19/21		1,1,2,2-Tetrachloroethane	<	0.5		ug/L	
OU6	W-854-45	4/19/21		1,2-Dichlorobenzene	<	0.5		ug/L	
OU6	W-854-45	4/19/21		1,2-Dichloroethane	<	0.5		ug/L	
OU6	W-854-45	4/19/21		1,2-Dichloroethene (total)	<	1		ug/L	
OU6	W-854-45	4/19/21		1,2-Dichloropropane	<	0.5		ug/L	
OU6	W-854-45	4/19/21		1,3-Dichlorobenzene	<	0.5		ug/L	
OU6	W-854-45	4/19/21		1,4-Dichlorobenzene	<	0.5		ug/L	
OU6	W-854-45	4/19/21		2-Chloroethylvinylether	<	1		ug/L	
OU6	W-854-45	4/19/21		Bromodichloromethane	<	0.5		ug/L	
OU6	W-854-45	4/19/21		Bromoform	<	0.5		ug/L	
OU6	W-854-45	4/19/21		Bromomethane	<	0.5		ug/L	
OU6	W-854-45	4/19/21		Carbon tetrachloride	<	0.5		ug/L	
OU6	W-854-45	4/19/21		Chlorobenzene	<	0.5		ug/L	
OU6	W-854-45	4/19/21		Chloroethane	<	0.5		ug/L	
OU6	W-854-45	4/19/21		Chloroform	<	0.5		ug/L	
OU6	W-854-45	4/19/21		Chloromethane	<	0.5		ug/L	
OU6	W-854-45	4/19/21		cis-1,2-Dichloroethene	<	0.5		ug/L	
OU6	W-854-45	4/19/21		cis-1,3-Dichloropropene	<	0.5		ug/L	
OU6	W-854-45	4/19/21		Dibromochloromethane	<	0.5		ug/L	
OU6	W-854-45	4/19/21		Dichlorodifluoromethane	<	0.5		ug/L	
OU6	W-854-45	4/19/21		Methylene chloride	<	0.5		ug/L	
OU6	W-854-45	4/19/21		Tetrachloroethene	<	0.5		ug/L	
OU6	W-854-45	4/19/21		trans-1,2-Dichloroethene	<	0.5		ug/L	
OU6	W-854-45	4/19/21		trans-1,3-Dichloropropene	<	0.5		ug/L	
OU6	W-854-45	4/19/21		Trichloroethene	<	0.5		ug/L	
OU6	W-854-45	4/19/21		Trichlorofluoromethane	<	0.5		ug/L	
OU6	W-854-45	4/19/21		Trichlorotrifluoroethane	<	0.5		ug/L	
OU6	W-854-45	4/19/21		Vinyl chloride	<	0.5		ug/L	
OU6	W-854-45	4/19/21		Field Oxidation Potential (Eh)		254		mVolts	
OU6	W-854-45	4/19/21		Field pH		7.56		Units	
OU6	W-854-45	4/19/21		Field Specific Conductance		1747		umhos/cm	
OU6	W-854-45	4/19/21		Field Temperature		21.3		Degrees C	
OU6	W-854-45	11/3/21		Nitrate (as NO3)		56		mg/L	D
OU6	W-854-45	11/3/21		Perchlorate		11		ug/L	
OU6	W-854-45	11/3/21		1,1-Dichloroethane	<	0.5		ug/L	
OU6	W-854-45	11/3/21		1,1-Dichloroethene	<	0.5		ug/L	
OU6	W-854-45	11/3/21		1,1,1-Trichloroethane	<	0.5		ug/L	
OU6	W-854-45	11/3/21		1,1,2-Trichloroethane	<	0.5		ug/L	

Attachment 1. Table 1. Groundwater analytical data, Site 300, 2021.

OU	Location	Date	Sample Type	Parameter	LOS Indicator	Result	Error	Units	QA Flag
OU6	W-854-45	11/3/21		1,1,2,2-Tetrachloroethane	<	0.5		ug/L	
OU6	W-854-45	11/3/21		1,2-Dichlorobenzene	<	0.5		ug/L	
OU6	W-854-45	11/3/21		1,2-Dichloroethane	<	0.5		ug/L	
OU6	W-854-45	11/3/21		1,2-Dichloroethene (total)	<	1		ug/L	
OU6	W-854-45	11/3/21		1,2-Dichloropropane	<	0.5		ug/L	
OU6	W-854-45	11/3/21		1,3-Dichlorobenzene	<	0.5		ug/L	
OU6	W-854-45	11/3/21		1,4-Dichlorobenzene	<	0.5		ug/L	
OU6	W-854-45	11/3/21		2-Chloroethylvinylether	<	1		ug/L	L
OU6	W-854-45	11/3/21		Bromodichloromethane	<	0.5		ug/L	
OU6	W-854-45	11/3/21		Bromoform	<	0.5		ug/L	
OU6	W-854-45	11/3/21		Bromomethane	<	0.5		ug/L	
OU6	W-854-45	11/3/21		Carbon tetrachloride	<	0.5		ug/L	
OU6	W-854-45	11/3/21		Chlorobenzene	<	0.5		ug/L	
OU6	W-854-45	11/3/21		Chloroethane	<	0.5		ug/L	
OU6	W-854-45	11/3/21		Chloroform	<	0.5		ug/L	
OU6	W-854-45	11/3/21		Chloromethane	<	0.5		ug/L	
OU6	W-854-45	11/3/21		cis-1,2-Dichloroethene	<	0.5		ug/L	
OU6	W-854-45	11/3/21		cis-1,3-Dichloropropene	<	0.5		ug/L	
OU6	W-854-45	11/3/21		Dibromochloromethane	<	0.5		ug/L	
OU6	W-854-45	11/3/21		Dichlorodifluoromethane	<	0.5		ug/L	
OU6	W-854-45	11/3/21		Methylene chloride	<	0.5		ug/L	
OU6	W-854-45	11/3/21		Tetrachloroethene	<	0.5		ug/L	
OU6	W-854-45	11/3/21		trans-1,2-Dichloroethene	<	0.5		ug/L	
OU6	W-854-45	11/3/21		trans-1,3-Dichloropropene	<	0.5		ug/L	
OU6	W-854-45	11/3/21		Trichloroethene	<	0.5		ug/L	
OU6	W-854-45	11/3/21		Trichlorofluoromethane	<	0.5		ug/L	
OU6	W-854-45	11/3/21		Trichlorotrifluoroethane	<	0.5		ug/L	
OU6	W-854-45	11/3/21		Vinyl chloride	<	0.5		ug/L	
OU6	W-854-45	11/3/21		Field Oxidation Potential (Eh)		107		mVolts	
OU6	W-854-45	11/3/21		Field pH		8.3		Units	
OU6	W-854-45	11/3/21		Field Specific Conductance		1763		umhos/cm	
OU6	W-854-45	11/3/21		Field Temperature		17.5		Degrees C	
OU6	W-854-45	11/3/21	DUP	Nitrate (as NO3)		62		mg/L	D
OU6	W-854-45	11/3/21	DUP	Perchlorate		11		ug/L	
OU6	W-854-45	11/3/21	DUP	1,1-Dichloroethane	<	0.5		ug/L	
OU6	W-854-45	11/3/21	DUP	1,1-Dichloroethene	<	0.5		ug/L	
OU6	W-854-45	11/3/21	DUP	1,1,1-Trichloroethane	<	0.5		ug/L	
OU6	W-854-45	11/3/21	DUP	1,1,2-Trichloroethane	<	0.5		ug/L	
OU6	W-854-45	11/3/21	DUP	1,1,2,2-Tetrachloroethane	<	0.5		ug/L	
OU6	W-854-45	11/3/21	DUP	1,2-Dichlorobenzene	<	0.5		ug/L	
OU6	W-854-45	11/3/21	DUP	1,2-Dichloroethane	<	0.5		ug/L	
OU6	W-854-45	11/3/21	DUP	1,2-Dichloroethene (total)	<	1		ug/L	
OU6	W-854-45	11/3/21	DUP	1,2-Dichloropropane	<	0.5		ug/L	
OU6	W-854-45	11/3/21	DUP	1,3-Dichlorobenzene	<	0.5		ug/L	
OU6	W-854-45	11/3/21	DUP	1,4-Dichlorobenzene	<	0.5		ug/L	
OU6	W-854-45	11/3/21	DUP	2-Chloroethylvinylether	<	10		ug/L	
OU6	W-854-45	11/3/21	DUP	Bromodichloromethane	<	0.5		ug/L	
OU6	W-854-45	11/3/21	DUP	Bromoform	<	0.5		ug/L	
OU6	W-854-45	11/3/21	DUP	Bromomethane	<	1		ug/L	
OU6	W-854-45	11/3/21	DUP	Carbon tetrachloride	<	0.5		ug/L	
OU6	W-854-45	11/3/21	DUP	Chlorobenzene	<	0.5		ug/L	
OU6	W-854-45	11/3/21	DUP	Chloroethane	<	0.5		ug/L	
OU6	W-854-45	11/3/21	DUP	Chloroform	<	0.5		ug/L	
OU6	W-854-45	11/3/21	DUP	Chloromethane	<	0.5		ug/L	
OU6	W-854-45	11/3/21	DUP	cis-1,2-Dichloroethene	<	0.5		ug/L	
OU6	W-854-45	11/3/21	DUP	cis-1,3-Dichloropropene	<	0.5		ug/L	
OU6	W-854-45	11/3/21	DUP	Dibromochloromethane	<	0.5		ug/L	
OU6	W-854-45	11/3/21	DUP	Dichlorodifluoromethane	<	0.5		ug/L	
OU6	W-854-45	11/3/21	DUP	Methylene chloride	<	1		ug/L	
OU6	W-854-45	11/3/21	DUP	Tetrachloroethene	<	0.5		ug/L	
OU6	W-854-45	11/3/21	DUP	trans-1,2-Dichloroethene	<	0.5		ug/L	
OU6	W-854-45	11/3/21	DUP	trans-1,3-Dichloropropene	<	0.5		ug/L	
OU6	W-854-45	11/3/21	DUP	Trichloroethene	<	0.5		ug/L	
OU6	W-854-45	11/3/21	DUP	Trichlorofluoromethane	<	0.5		ug/L	
OU6	W-854-45	11/3/21	DUP	Trichlorotrifluoroethane	<	0.5		ug/L	
OU6	W-854-45	11/3/21	DUP	Vinyl chloride	<	0.5		ug/L	

Attachment 1. Table 1. Groundwater analytical data, Site 300, 2021.

OU	Location	Date	Sample Type	Parameter	LOS Indicator	Result	Error	Units	QA Flag
OU7	SPRING3	3/9/21		Nitrate (as NO3)		40		mg/L	D
OU7	SPRING3	3/9/21		Perchlorate	<	8		ug/L	D
OU7	SPRING3	3/9/21		1,1-Dichloroethane	<	0.5		ug/L	
OU7	SPRING3	3/9/21		1,1-Dichloroethene	<	0.5		ug/L	
OU7	SPRING3	3/9/21		1,1,1-Trichloroethane	<	0.5		ug/L	
OU7	SPRING3	3/9/21		1,1,2-Trichloroethane	<	0.5		ug/L	
OU7	SPRING3	3/9/21		1,1,2,2-Tetrachloroethane	<	0.5		ug/L	
OU7	SPRING3	3/9/21		1,2-Dichlorobenzene	<	0.5		ug/L	
OU7	SPRING3	3/9/21		1,2-Dichloroethane	<	0.5		ug/L	
OU7	SPRING3	3/9/21		1,2-Dichloroethene (total)	<	1		ug/L	
OU7	SPRING3	3/9/21		1,2-Dichloropropane	<	0.5		ug/L	
OU7	SPRING3	3/9/21		1,3-Dichlorobenzene	<	0.5		ug/L	
OU7	SPRING3	3/9/21		1,4-Dichlorobenzene	<	0.5		ug/L	
OU7	SPRING3	3/9/21		2-Chloroethylvinylether	<	1		ug/L	L
OU7	SPRING3	3/9/21		Bromodichloromethane	<	0.5		ug/L	
OU7	SPRING3	3/9/21		Bromoform	<	0.5		ug/L	
OU7	SPRING3	3/9/21		Bromomethane	<	0.5		ug/L	
OU7	SPRING3	3/9/21		Carbon tetrachloride	<	0.5		ug/L	
OU7	SPRING3	3/9/21		Chlorobenzene	<	0.5		ug/L	
OU7	SPRING3	3/9/21		Chloroethane	<	0.5		ug/L	
OU7	SPRING3	3/9/21		Chloroform	<	0.5		ug/L	
OU7	SPRING3	3/9/21		Chloromethane	<	0.5		ug/L	
OU7	SPRING3	3/9/21		cis-1,2-Dichloroethene	<	0.5		ug/L	
OU7	SPRING3	3/9/21		cis-1,3-Dichloropropene	<	0.5		ug/L	
OU7	SPRING3	3/9/21		Dibromochloromethane	<	0.5		ug/L	
OU7	SPRING3	3/9/21		Dichlorodifluoromethane	<	0.5		ug/L	
OU7	SPRING3	3/9/21		Methylene chloride	<	0.5		ug/L	
OU7	SPRING3	3/9/21		Tetrachloroethene	<	0.5		ug/L	
OU7	SPRING3	3/9/21		trans-1,2-Dichloroethene	<	0.5		ug/L	
OU7	SPRING3	3/9/21		trans-1,3-Dichloropropene	<	0.5		ug/L	
OU7	SPRING3	3/9/21		Trichloroethene		7.6		ug/L	
OU7	SPRING3	3/9/21		Trichlorofluoromethane	<	0.5		ug/L	
OU7	SPRING3	3/9/21		Trichlorotrifluoroethane	<	0.5		ug/L	
OU7	SPRING3	3/9/21		Vinyl chloride	<	0.5		ug/L	
OU7	SPRING3	3/9/21		Field Oxidation Potential (Eh)		136		mVolts	
OU7	SPRING3	3/9/21		Field pH		7.85		Units	
OU7	SPRING3	3/9/21		Field Specific Conductance		2867		umhos/cm	
OU7	SPRING3	3/9/21		Field Temperature		17		Degrees C	
OU7	SPRING3	8/31/21		1,1-Dichloroethane	<	0.5		ug/L	
OU7	SPRING3	8/31/21		1,1-Dichloroethene	<	0.5		ug/L	
OU7	SPRING3	8/31/21		1,1,1-Trichloroethane	<	0.5		ug/L	
OU7	SPRING3	8/31/21		1,1,2-Trichloroethane	<	0.5		ug/L	
OU7	SPRING3	8/31/21		1,1,2,2-Tetrachloroethane	<	0.5		ug/L	
OU7	SPRING3	8/31/21		1,2-Dichlorobenzene	<	0.5		ug/L	
OU7	SPRING3	8/31/21		1,2-Dichloroethane	<	0.5		ug/L	
OU7	SPRING3	8/31/21		1,2-Dichloroethene (total)	<	1		ug/L	
OU7	SPRING3	8/31/21		1,2-Dichloropropane	<	0.5		ug/L	
OU7	SPRING3	8/31/21		1,3-Dichlorobenzene	<	0.5		ug/L	
OU7	SPRING3	8/31/21		1,4-Dichlorobenzene	<	0.5		ug/L	
OU7	SPRING3	8/31/21		2-Chloroethylvinylether	<	1		ug/L	
OU7	SPRING3	8/31/21		Bromodichloromethane	<	0.5		ug/L	
OU7	SPRING3	8/31/21		Bromoform	<	0.5		ug/L	
OU7	SPRING3	8/31/21		Bromomethane	<	0.5		ug/L	
OU7	SPRING3	8/31/21		Carbon tetrachloride	<	0.5		ug/L	
OU7	SPRING3	8/31/21		Chlorobenzene	<	0.5		ug/L	
OU7	SPRING3	8/31/21		Chloroethane	<	0.5		ug/L	
OU7	SPRING3	8/31/21		Chloroform	<	0.5		ug/L	
OU7	SPRING3	8/31/21		Chloromethane	<	0.5		ug/L	
OU7	SPRING3	8/31/21		cis-1,2-Dichloroethene	<	0.5		ug/L	
OU7	SPRING3	8/31/21		cis-1,3-Dichloropropene	<	0.5		ug/L	
OU7	SPRING3	8/31/21		Dibromochloromethane	<	0.5		ug/L	
OU7	SPRING3	8/31/21		Dichlorodifluoromethane	<	0.5		ug/L	
OU7	SPRING3	8/31/21		Methylene chloride	<	0.5		ug/L	
OU7	SPRING3	8/31/21		Tetrachloroethene	<	0.5		ug/L	
OU7	SPRING3	8/31/21		trans-1,2-Dichloroethene	<	0.5		ug/L	
OU7	SPRING3	8/31/21		trans-1,3-Dichloropropene	<	0.5		ug/L	

Attachment 1. Table 1. Groundwater analytical data, Site 300, 2021.

OU	Location	Date	Sample Type	Parameter	LOS Indicator	Result	Error	Units	QA Flag
OU7	SPRING3	8/31/21		Trichloroethene		1.8		ug/L	
OU7	SPRING3	8/31/21		Trichlorofluoromethane	<	0.5		ug/L	
OU7	SPRING3	8/31/21		Trichlorotrifluoroethane	<	0.5		ug/L	
OU7	SPRING3	8/31/21		Vinyl chloride	<	0.5		ug/L	
OU7	SPRING3	8/31/21		Field Oxidation Potential (Eh)		-7		mVolts	
OU7	SPRING3	8/31/21		Field pH		7.43		Units	
OU7	SPRING3	8/31/21		Field Specific Conductance		4162		umhos/cm	
OU7	SPRING3	8/31/21		Field Temperature		24		Degrees C	
OU7	SVI-830-035	3/9/21		Nitrate (as NO3)		86		mg/L	D
OU7	SVI-830-035	3/9/21		Perchlorate	<	4		ug/L	
OU7	SVI-830-035	3/9/21		1,1-Dichloroethane	<	0.5		ug/L	
OU7	SVI-830-035	3/9/21		1,1-Dichloroethene	<	0.5		ug/L	
OU7	SVI-830-035	3/9/21		1,1,1-Trichloroethane	<	0.5		ug/L	
OU7	SVI-830-035	3/9/21		1,1,2-Trichloroethane	<	0.5		ug/L	
OU7	SVI-830-035	3/9/21		1,1,2,2-Tetrachloroethane	<	0.5		ug/L	
OU7	SVI-830-035	3/9/21		1,2-Dichlorobenzene	<	0.5		ug/L	
OU7	SVI-830-035	3/9/21		1,2-Dichloroethane	<	0.5		ug/L	
OU7	SVI-830-035	3/9/21		1,2-Dichloroethene (total)	<	1		ug/L	
OU7	SVI-830-035	3/9/21		1,2-Dichloropropane	<	0.5		ug/L	
OU7	SVI-830-035	3/9/21		1,3-Dichlorobenzene	<	0.5		ug/L	
OU7	SVI-830-035	3/9/21		1,4-Dichlorobenzene	<	0.5		ug/L	
OU7	SVI-830-035	3/9/21		2-Chloroethylvinylether	<	1		ug/L	L
OU7	SVI-830-035	3/9/21		Bromodichloromethane	<	0.5		ug/L	
OU7	SVI-830-035	3/9/21		Bromoform	<	0.5		ug/L	
OU7	SVI-830-035	3/9/21		Bromomethane	<	0.5		ug/L	
OU7	SVI-830-035	3/9/21		Carbon tetrachloride	<	0.5		ug/L	
OU7	SVI-830-035	3/9/21		Chlorobenzene	<	0.5		ug/L	
OU7	SVI-830-035	3/9/21		Chloroethane	<	0.5		ug/L	
OU7	SVI-830-035	3/9/21		Chloroform	<	0.5		ug/L	
OU7	SVI-830-035	3/9/21		Chloromethane	<	0.5		ug/L	
OU7	SVI-830-035	3/9/21		cis-1,2-Dichloroethene	<	0.5		ug/L	
OU7	SVI-830-035	3/9/21		cis-1,3-Dichloropropene	<	0.5		ug/L	
OU7	SVI-830-035	3/9/21		Dibromochloromethane	<	0.5		ug/L	
OU7	SVI-830-035	3/9/21		Dichlorodifluoromethane	<	0.5		ug/L	
OU7	SVI-830-035	3/9/21		Methylene chloride	<	0.5		ug/L	
OU7	SVI-830-035	3/9/21		Tetrachloroethene	<	0.5		ug/L	
OU7	SVI-830-035	3/9/21		trans-1,2-Dichloroethene	<	0.5		ug/L	
OU7	SVI-830-035	3/9/21		trans-1,3-Dichloropropene	<	0.5		ug/L	
OU7	SVI-830-035	3/9/21		Trichloroethene		480		ug/L	D
OU7	SVI-830-035	3/9/21		Trichlorofluoromethane	<	0.5		ug/L	
OU7	SVI-830-035	3/9/21		Trichlorotrifluoroethane	<	0.5		ug/L	
OU7	SVI-830-035	3/9/21		Vinyl chloride	<	0.5		ug/L	
OU7	SVI-830-035	3/9/21		Field Oxidation Potential (Eh)		188		mVolts	
OU7	SVI-830-035	3/9/21		Field pH		8.12		Units	
OU7	SVI-830-035	3/9/21		Field Specific Conductance		2439		umhos/cm	
OU7	SVI-830-035	3/9/21		Field Temperature		18.2		Degrees C	
OU7	W-830-04A	2/25/21		Nitrate (as NO3)		80		mg/L	D
OU7	W-830-04A	2/25/21		Perchlorate	<	4		ug/L	
OU7	W-830-04A	2/25/21		1,1-Dichloroethane	<	0.5		ug/L	
OU7	W-830-04A	2/25/21		1,1-Dichloroethene	<	0.5		ug/L	
OU7	W-830-04A	2/25/21		1,1,1-Trichloroethane	<	0.5		ug/L	
OU7	W-830-04A	2/25/21		1,1,2-Trichloroethane	<	0.5		ug/L	
OU7	W-830-04A	2/25/21		1,1,2,2-Tetrachloroethane	<	0.5		ug/L	
OU7	W-830-04A	2/25/21		1,2-Dichlorobenzene	<	0.5		ug/L	
OU7	W-830-04A	2/25/21		1,2-Dichloroethane	<	0.5		ug/L	
OU7	W-830-04A	2/25/21		1,2-Dichloroethene (total)	<	1		ug/L	
OU7	W-830-04A	2/25/21		1,2-Dichloropropane	<	0.5		ug/L	
OU7	W-830-04A	2/25/21		1,3-Dichlorobenzene	<	0.5		ug/L	
OU7	W-830-04A	2/25/21		1,4-Dichlorobenzene	<	0.5		ug/L	
OU7	W-830-04A	2/25/21		2-Chloroethylvinylether	<	10		ug/L	
OU7	W-830-04A	2/25/21		Bromodichloromethane	<	0.5		ug/L	
OU7	W-830-04A	2/25/21		Bromoform	<	0.5		ug/L	
OU7	W-830-04A	2/25/21		Bromomethane	<	1		ug/L	
OU7	W-830-04A	2/25/21		Carbon tetrachloride	<	0.5		ug/L	
OU7	W-830-04A	2/25/21		Chlorobenzene	<	0.5		ug/L	
OU7	W-830-04A	2/25/21		Chloroethane	<	0.5		ug/L	

Attachment 1. Table 1. Groundwater analytical data, Site 300, 2021.

OU	Location	Date	Sample Type	Parameter	LOS Indicator	Result	Error	Units	QA Flag
OU7	W-830-04A	2/25/21		Chloroform	<	0.5		ug/L	
OU7	W-830-04A	2/25/21		Chloromethane	<	0.5		ug/L	
OU7	W-830-04A	2/25/21		cis-1,2-Dichloroethene	<	0.5		ug/L	
OU7	W-830-04A	2/25/21		cis-1,3-Dichloropropene	<	0.5		ug/L	
OU7	W-830-04A	2/25/21		Dibromochloromethane	<	0.5		ug/L	
OU7	W-830-04A	2/25/21		Dichlorodifluoromethane	<	0.5		ug/L	
OU7	W-830-04A	2/25/21		Methylene chloride	<	1		ug/L	
OU7	W-830-04A	2/25/21		Tetrachloroethene	<	0.5		ug/L	
OU7	W-830-04A	2/25/21		trans-1,2-Dichloroethene	<	0.5		ug/L	
OU7	W-830-04A	2/25/21		trans-1,3-Dichloropropene	<	0.5		ug/L	
OU7	W-830-04A	2/25/21		Trichloroethene		11		ug/L	
OU7	W-830-04A	2/25/21		Trichlorofluoromethane	<	0.5		ug/L	
OU7	W-830-04A	2/25/21		Trichlorotrifluoroethane	<	0.5		ug/L	
OU7	W-830-04A	2/25/21		Vinyl chloride	<	0.5		ug/L	
OU7	W-830-04A	2/25/21		Field Oxidation Potential (Eh)		-72		mVolts	
OU7	W-830-04A	2/25/21		Field pH		8		Units	
OU7	W-830-04A	2/25/21		Field Specific Conductance		1565		umhos/cm	
OU7	W-830-04A	2/25/21		Field Temperature		20.9		Degrees C	
OU7	W-830-05	2/25/21		Nitrate (as NO3)		76		mg/L	
OU7	W-830-05	2/25/21		Perchlorate	<	4		ug/L	
OU7	W-830-05	2/25/21		1,1-Dichloroethane	<	0.5		ug/L	
OU7	W-830-05	2/25/21		1,1-Dichloroethene	<	0.5		ug/L	
OU7	W-830-05	2/25/21		1,1,1-Trichloroethane	<	0.5		ug/L	
OU7	W-830-05	2/25/21		1,1,2-Trichloroethane	<	0.5		ug/L	
OU7	W-830-05	2/25/21		1,1,2,2-Tetrachloroethane	<	0.5		ug/L	
OU7	W-830-05	2/25/21		1,2-Dichlorobenzene	<	0.5		ug/L	
OU7	W-830-05	2/25/21		1,2-Dichloroethane	<	0.5		ug/L	
OU7	W-830-05	2/25/21		1,2-Dichloroethene (total)	<	1		ug/L	
OU7	W-830-05	2/25/21		1,2-Dichloropropane	<	0.5		ug/L	
OU7	W-830-05	2/25/21		1,3-Dichlorobenzene	<	0.5		ug/L	
OU7	W-830-05	2/25/21		1,4-Dichlorobenzene	<	0.5		ug/L	
OU7	W-830-05	2/25/21		2-Chloroethylvinylether	<	10		ug/L	
OU7	W-830-05	2/25/21		Bromodichloromethane	<	0.5		ug/L	
OU7	W-830-05	2/25/21		Bromoform	<	0.5		ug/L	
OU7	W-830-05	2/25/21		Bromomethane	<	1		ug/L	
OU7	W-830-05	2/25/21		Carbon tetrachloride	<	0.5		ug/L	
OU7	W-830-05	2/25/21		Chlorobenzene	<	0.5		ug/L	
OU7	W-830-05	2/25/21		Chloroethane	<	0.5		ug/L	
OU7	W-830-05	2/25/21		Chloroform	<	0.5		ug/L	
OU7	W-830-05	2/25/21		Chloromethane	<	0.5		ug/L	
OU7	W-830-05	2/25/21		cis-1,2-Dichloroethene	<	0.5		ug/L	
OU7	W-830-05	2/25/21		cis-1,3-Dichloropropene	<	0.5		ug/L	
OU7	W-830-05	2/25/21		Dibromochloromethane	<	0.5		ug/L	
OU7	W-830-05	2/25/21		Dichlorodifluoromethane	<	0.5		ug/L	
OU7	W-830-05	2/25/21		Methylene chloride	<	1		ug/L	
OU7	W-830-05	2/25/21		Tetrachloroethene	<	0.5		ug/L	
OU7	W-830-05	2/25/21		trans-1,2-Dichloroethene	<	0.5		ug/L	
OU7	W-830-05	2/25/21		trans-1,3-Dichloropropene	<	0.5		ug/L	
OU7	W-830-05	2/25/21		Trichloroethene	<	0.5		ug/L	
OU7	W-830-05	2/25/21		Trichlorofluoromethane	<	0.5		ug/L	
OU7	W-830-05	2/25/21		Trichlorotrifluoroethane	<	0.5		ug/L	
OU7	W-830-05	2/25/21		Vinyl chloride	<	0.5		ug/L	
OU7	W-830-05	2/25/21		1,3-Dinitrobenzene	<	2		ug/L	
OU7	W-830-05	2/25/21		1,3,5-Trinitrobenzene	<	2		ug/L	
OU7	W-830-05	2/25/21		2-Amino-4,6-dinitrotoluene	<	2		ug/L	
OU7	W-830-05	2/25/21		2-Nitrotoluene	<	2		ug/L	
OU7	W-830-05	2/25/21		2,4-Dinitrotoluene	<	2		ug/L	
OU7	W-830-05	2/25/21		2,6-Dinitrotoluene	<	2		ug/L	
OU7	W-830-05	2/25/21		3-Nitrotoluene	<	2		ug/L	
OU7	W-830-05	2/25/21		4-Amino-2,6-dinitrotoluene	<	2		ug/L	
OU7	W-830-05	2/25/21		4-Nitrotoluene	<	2		ug/L	
OU7	W-830-05	2/25/21		HMX	<	1		ug/L	
OU7	W-830-05	2/25/21		Nitrobenzene	<	2		ug/L	
OU7	W-830-05	2/25/21		RDX	<	1		ug/L	
OU7	W-830-05	2/25/21		TNT	<	2		ug/L	
OU7	W-830-05	2/25/21		Field Oxidation Potential (Eh)		196		mVolts	

Attachment 1. Table 1. Groundwater analytical data, Site 300, 2021.

OU	Location	Date	Sample Type	Parameter	LOS Indicator	Result	Error	Units	QA Flag
OU7	W-830-05	2/25/21		Field pH		7.58		Units	
OU7	W-830-05	2/25/21		Field Specific Conductance		1141		umhos/cm	
OU7	W-830-05	2/25/21		Field Temperature		20.6		Degrees C	
OU7	W-830-05	2/25/21	DUP	Nitrate (as NO3)		76		mg/L	
OU7	W-830-05	2/25/21	DUP	Perchlorate	<	4		ug/L	
OU7	W-830-05	2/25/21	DUP	1,1-Dichloroethane	<	0.5		ug/L	
OU7	W-830-05	2/25/21	DUP	1,1-Dichloroethene	<	0.5		ug/L	
OU7	W-830-05	2/25/21	DUP	1,1,1-Trichloroethane	<	0.5		ug/L	
OU7	W-830-05	2/25/21	DUP	1,1,2-Trichloroethane	<	0.5		ug/L	
OU7	W-830-05	2/25/21	DUP	1,1,2,2-Tetrachloroethane	<	0.5		ug/L	
OU7	W-830-05	2/25/21	DUP	1,2-Dichlorobenzene	<	0.5		ug/L	
OU7	W-830-05	2/25/21	DUP	1,2-Dichloroethane	<	0.5		ug/L	
OU7	W-830-05	2/25/21	DUP	1,2-Dichloroethene (total)	<	1		ug/L	
OU7	W-830-05	2/25/21	DUP	1,2-Dichloropropane	<	0.5		ug/L	
OU7	W-830-05	2/25/21	DUP	1,3-Dichlorobenzene	<	0.5		ug/L	
OU7	W-830-05	2/25/21	DUP	1,4-Dichlorobenzene	<	0.5		ug/L	
OU7	W-830-05	2/25/21	DUP	2-Chloroethylvinylether	<	10		ug/L	
OU7	W-830-05	2/25/21	DUP	Bromodichloromethane	<	0.5		ug/L	
OU7	W-830-05	2/25/21	DUP	Bromoform	<	0.5		ug/L	
OU7	W-830-05	2/25/21	DUP	Bromomethane	<	1		ug/L	
OU7	W-830-05	2/25/21	DUP	Carbon tetrachloride	<	0.5		ug/L	
OU7	W-830-05	2/25/21	DUP	Chlorobenzene	<	0.5		ug/L	
OU7	W-830-05	2/25/21	DUP	Chloroethane	<	0.5		ug/L	
OU7	W-830-05	2/25/21	DUP	Chloroform	<	0.5		ug/L	
OU7	W-830-05	2/25/21	DUP	Chloromethane	<	0.5		ug/L	
OU7	W-830-05	2/25/21	DUP	cis-1,2-Dichloroethene	<	0.5		ug/L	
OU7	W-830-05	2/25/21	DUP	cis-1,3-Dichloropropene	<	0.5		ug/L	
OU7	W-830-05	2/25/21	DUP	Dibromochloromethane	<	0.5		ug/L	
OU7	W-830-05	2/25/21	DUP	Dichlorodifluoromethane	<	0.5		ug/L	
OU7	W-830-05	2/25/21	DUP	Methylene chloride	<	1		ug/L	
OU7	W-830-05	2/25/21	DUP	Tetrachloroethene	<	0.5		ug/L	
OU7	W-830-05	2/25/21	DUP	trans-1,2-Dichloroethene	<	0.5		ug/L	
OU7	W-830-05	2/25/21	DUP	trans-1,3-Dichloropropene	<	0.5		ug/L	
OU7	W-830-05	2/25/21	DUP	Trichloroethene	<	0.5		ug/L	
OU7	W-830-05	2/25/21	DUP	Trichlorofluoromethane	<	0.5		ug/L	
OU7	W-830-05	2/25/21	DUP	Trichlorotrifluoroethane	<	0.5		ug/L	
OU7	W-830-05	2/25/21	DUP	Vinyl chloride	<	0.5		ug/L	
OU7	W-830-05	2/25/21	DUP	1,3-Dinitrobenzene	<	2		ug/L	
OU7	W-830-05	2/25/21	DUP	1,3,5-Trinitrobenzene	<	2		ug/L	
OU7	W-830-05	2/25/21	DUP	2-Amino-4,6-dinitrotoluene	<	2		ug/L	
OU7	W-830-05	2/25/21	DUP	2-Nitrotoluene	<	2		ug/L	
OU7	W-830-05	2/25/21	DUP	2,4-Dinitrotoluene	<	2		ug/L	
OU7	W-830-05	2/25/21	DUP	2,6-Dinitrotoluene	<	2		ug/L	
OU7	W-830-05	2/25/21	DUP	3-Nitrotoluene	<	2		ug/L	
OU7	W-830-05	2/25/21	DUP	4-Amino-2,6-dinitrotoluene	<	2		ug/L	
OU7	W-830-05	2/25/21	DUP	4-Nitrotoluene	<	2		ug/L	
OU7	W-830-05	2/25/21	DUP	HMX	<	1		ug/L	
OU7	W-830-05	2/25/21	DUP	Nitrobenzene	<	2		ug/L	
OU7	W-830-05	2/25/21	DUP	RDX	<	1		ug/L	
OU7	W-830-05	2/25/21	DUP	TNT	<	2		ug/L	
OU7	W-830-09	2/25/21		Nitrate (as NO3)	<	1		mg/L	
OU7	W-830-09	2/25/21		Perchlorate	<	4		ug/L	
OU7	W-830-09	2/25/21		1,1-Dichloroethane	<	0.5		ug/L	
OU7	W-830-09	2/25/21		1,1-Dichloroethene	<	0.5		ug/L	
OU7	W-830-09	2/25/21		1,1,1-Trichloroethane	<	0.5		ug/L	
OU7	W-830-09	2/25/21		1,1,2-Trichloroethane	<	0.5		ug/L	
OU7	W-830-09	2/25/21		1,1,2,2-Tetrachloroethane	<	0.5		ug/L	
OU7	W-830-09	2/25/21		1,2-Dichlorobenzene	<	0.5		ug/L	
OU7	W-830-09	2/25/21		1,2-Dichloroethane	<	0.5		ug/L	
OU7	W-830-09	2/25/21		1,2-Dichloroethene (total)	<	1		ug/L	
OU7	W-830-09	2/25/21		1,2-Dichloropropane	<	0.5		ug/L	
OU7	W-830-09	2/25/21		1,3-Dichlorobenzene	<	0.5		ug/L	
OU7	W-830-09	2/25/21		1,4-Dichlorobenzene	<	0.5		ug/L	
OU7	W-830-09	2/25/21		2-Chloroethylvinylether	<	1		ug/L	L
OU7	W-830-09	2/25/21		Bromodichloromethane	<	0.5		ug/L	
OU7	W-830-09	2/25/21		Bromoform	<	0.5		ug/L	

Attachment 1. Table 1. Groundwater analytical data, Site 300, 2021.

OU	Location	Date	Sample Type	Parameter	LOS Indicator	Result	Error	Units	QA Flag
OU7	W-830-09	2/25/21		Bromomethane	<	0.5		ug/L	
OU7	W-830-09	2/25/21		Carbon tetrachloride	<	0.5		ug/L	
OU7	W-830-09	2/25/21		Chlorobenzene	<	0.5		ug/L	
OU7	W-830-09	2/25/21		Chloroethane	<	0.5		ug/L	
OU7	W-830-09	2/25/21		Chloroform	<	0.5		ug/L	
OU7	W-830-09	2/25/21		Chloromethane	<	0.5		ug/L	
OU7	W-830-09	2/25/21		cis-1,2-Dichloroethene	<	0.5		ug/L	
OU7	W-830-09	2/25/21		cis-1,3-Dichloropropene	<	0.5		ug/L	
OU7	W-830-09	2/25/21		Dibromochloromethane	<	0.5		ug/L	
OU7	W-830-09	2/25/21		Dichlorodifluoromethane	<	0.5		ug/L	
OU7	W-830-09	2/25/21		Methylene chloride	<	0.5		ug/L	
OU7	W-830-09	2/25/21		Tetrachloroethene	<	0.5		ug/L	
OU7	W-830-09	2/25/21		trans-1,2-Dichloroethene	<	0.5		ug/L	
OU7	W-830-09	2/25/21		trans-1,3-Dichloropropene	<	0.5		ug/L	
OU7	W-830-09	2/25/21		Trichloroethene	<	0.5		ug/L	
OU7	W-830-09	2/25/21		Trichlorofluoromethane	<	0.5		ug/L	
OU7	W-830-09	2/25/21		Trichlorotrifluoroethane	<	0.5		ug/L	
OU7	W-830-09	2/25/21		Vinyl chloride	<	0.5		ug/L	
OU7	W-830-09	2/25/21		Field Oxidation Potential (Eh)		-297		mVolts	
OU7	W-830-09	2/25/21		Field pH		7.68		Units	
OU7	W-830-09	2/25/21		Field Specific Conductance		2397		umhos/cm	
OU7	W-830-09	2/25/21		Field Temperature		19.7		Degrees C	
OU7	W-830-09	8/31/21		1,1-Dichloroethane	<	0.5		ug/L	
OU7	W-830-09	8/31/21		1,1-Dichloroethene	<	0.5		ug/L	
OU7	W-830-09	8/31/21		1,1,1-Trichloroethane	<	0.5		ug/L	
OU7	W-830-09	8/31/21		1,1,2-Trichloroethane	<	0.5		ug/L	
OU7	W-830-09	8/31/21		1,1,2,2-Tetrachloroethane	<	0.5		ug/L	
OU7	W-830-09	8/31/21		1,2-Dichlorobenzene	<	0.5		ug/L	
OU7	W-830-09	8/31/21		1,2-Dichloroethane	<	0.5		ug/L	
OU7	W-830-09	8/31/21		1,2-Dichloroethene (total)	<	1		ug/L	
OU7	W-830-09	8/31/21		1,2-Dichloropropane	<	0.5		ug/L	
OU7	W-830-09	8/31/21		1,3-Dichlorobenzene	<	0.5		ug/L	
OU7	W-830-09	8/31/21		1,4-Dichlorobenzene	<	0.5		ug/L	
OU7	W-830-09	8/31/21		2-Chloroethylvinylether	<	1		ug/L	
OU7	W-830-09	8/31/21		Bromodichloromethane	<	0.5		ug/L	
OU7	W-830-09	8/31/21		Bromoform	<	0.5		ug/L	
OU7	W-830-09	8/31/21		Bromomethane	<	0.5		ug/L	
OU7	W-830-09	8/31/21		Carbon tetrachloride	<	0.5		ug/L	
OU7	W-830-09	8/31/21		Chlorobenzene	<	0.5		ug/L	
OU7	W-830-09	8/31/21		Chloroethane	<	0.5		ug/L	
OU7	W-830-09	8/31/21		Chloroform	<	0.5		ug/L	
OU7	W-830-09	8/31/21		Chloromethane	<	0.5		ug/L	
OU7	W-830-09	8/31/21		cis-1,2-Dichloroethene	<	0.5		ug/L	
OU7	W-830-09	8/31/21		cis-1,3-Dichloropropene	<	0.5		ug/L	
OU7	W-830-09	8/31/21		Dibromochloromethane	<	0.5		ug/L	
OU7	W-830-09	8/31/21		Dichlorodifluoromethane	<	0.5		ug/L	
OU7	W-830-09	8/31/21		Methylene chloride	<	0.5		ug/L	
OU7	W-830-09	8/31/21		Tetrachloroethene	<	0.5		ug/L	
OU7	W-830-09	8/31/21		trans-1,2-Dichloroethene	<	0.5		ug/L	
OU7	W-830-09	8/31/21		trans-1,3-Dichloropropene	<	0.5		ug/L	
OU7	W-830-09	8/31/21		Trichloroethene	<	0.5		ug/L	
OU7	W-830-09	8/31/21		Trichlorofluoromethane	<	0.5		ug/L	
OU7	W-830-09	8/31/21		Trichlorotrifluoroethane	<	0.5		ug/L	
OU7	W-830-09	8/31/21		Vinyl chloride	<	0.5		ug/L	
OU7	W-830-09	8/31/21		Field Oxidation Potential (Eh)		-116		mVolts	
OU7	W-830-09	8/31/21		Field pH		7.78		Units	
OU7	W-830-09	8/31/21		Field Specific Conductance		2343		umhos/cm	
OU7	W-830-09	8/31/21		Field Temperature		23.3		Degrees C	
OU7	W-830-11	2/23/21		Nitrate (as NO3)		6.2		mg/L	D
OU7	W-830-11	2/23/21		Perchlorate	<	4		ug/L	
OU7	W-830-11	2/23/21		1,1-Dichloroethane	<	0.5		ug/L	
OU7	W-830-11	2/23/21		1,1-Dichloroethene	<	0.5		ug/L	
OU7	W-830-11	2/23/21		1,1,1-Trichloroethane	<	0.5		ug/L	
OU7	W-830-11	2/23/21		1,1,2-Trichloroethane	<	0.5		ug/L	
OU7	W-830-11	2/23/21		1,1,2,2-Tetrachloroethane	<	0.5		ug/L	
OU7	W-830-11	2/23/21		1,2-Dichlorobenzene	<	0.5		ug/L	

Attachment 1. Table 1. Groundwater analytical data, Site 300, 2021.

OU	Location	Date	Sample Type	Parameter	LOS Indicator	Result	Error	Units	QA Flag
OU7	W-830-11	2/23/21		1,2-Dichloroethane	<	0.5		ug/L	
OU7	W-830-11	2/23/21		1,2-Dichloroethene (total)	<	1		ug/L	
OU7	W-830-11	2/23/21		1,2-Dichloropropane	<	0.5		ug/L	
OU7	W-830-11	2/23/21		1,3-Dichlorobenzene	<	0.5		ug/L	
OU7	W-830-11	2/23/21		1,4-Dichlorobenzene	<	0.5		ug/L	
OU7	W-830-11	2/23/21		2-Chloroethylvinylether	<	10		ug/L	
OU7	W-830-11	2/23/21		Bromodichloromethane	<	0.5		ug/L	
OU7	W-830-11	2/23/21		Bromoform	<	0.5		ug/L	
OU7	W-830-11	2/23/21		Bromomethane	<	1		ug/L	
OU7	W-830-11	2/23/21		Carbon tetrachloride	<	0.5		ug/L	
OU7	W-830-11	2/23/21		Chlorobenzene	<	0.5		ug/L	
OU7	W-830-11	2/23/21		Chloroethane	<	0.5		ug/L	
OU7	W-830-11	2/23/21		Chloroform	<	0.5		ug/L	
OU7	W-830-11	2/23/21		Chloromethane	<	0.5		ug/L	
OU7	W-830-11	2/23/21		cis-1,2-Dichloroethene	<	0.5		ug/L	
OU7	W-830-11	2/23/21		cis-1,3-Dichloropropene	<	0.5		ug/L	
OU7	W-830-11	2/23/21		Dibromochloromethane	<	0.5		ug/L	
OU7	W-830-11	2/23/21		Dichlorodifluoromethane	<	0.5		ug/L	
OU7	W-830-11	2/23/21		Methylene chloride	<	1		ug/L	
OU7	W-830-11	2/23/21		Tetrachloroethene	<	0.5		ug/L	
OU7	W-830-11	2/23/21		trans-1,2-Dichloroethene	<	0.5		ug/L	
OU7	W-830-11	2/23/21		trans-1,3-Dichloropropene	<	0.5		ug/L	
OU7	W-830-11	2/23/21		Trichloroethene	<	0.5		ug/L	
OU7	W-830-11	2/23/21		Trichlorofluoromethane	<	0.5		ug/L	
OU7	W-830-11	2/23/21		Trichlorotrifluoroethane	<	0.5		ug/L	
OU7	W-830-11	2/23/21		Vinyl chloride	<	0.5		ug/L	
OU7	W-830-11	2/23/21		Field pH		7.61		Units	
OU7	W-830-11	2/23/21		Field Specific Conductance		1285		umhos/cm	
OU7	W-830-11	2/23/21		Field Temperature		21.3		Degrees C	
OU7	W-830-12	2/25/21		Nitrate (as NO3)	<	1		mg/L	
OU7	W-830-12	2/25/21		Perchlorate	<	4		ug/L	
OU7	W-830-12	2/25/21		1,1-Dichloroethane	<	0.5		ug/L	
OU7	W-830-12	2/25/21		1,1-Dichloroethene	<	0.5		ug/L	
OU7	W-830-12	2/25/21		1,1,1-Trichloroethane	<	0.5		ug/L	
OU7	W-830-12	2/25/21		1,1,2-Trichloroethane	<	0.5		ug/L	
OU7	W-830-12	2/25/21		1,1,2,2-Tetrachloroethane	<	0.5		ug/L	
OU7	W-830-12	2/25/21		1,2-Dichlorobenzene	<	0.5		ug/L	
OU7	W-830-12	2/25/21		1,2-Dichloroethane	<	0.5		ug/L	
OU7	W-830-12	2/25/21		1,2-Dichloroethene (total)	<	1		ug/L	
OU7	W-830-12	2/25/21		1,2-Dichloropropane	<	0.5		ug/L	
OU7	W-830-12	2/25/21		1,3-Dichlorobenzene	<	0.5		ug/L	
OU7	W-830-12	2/25/21		1,4-Dichlorobenzene	<	0.5		ug/L	
OU7	W-830-12	2/25/21		2-Chloroethylvinylether	<	1		ug/L	L
OU7	W-830-12	2/25/21		Bromodichloromethane	<	0.5		ug/L	
OU7	W-830-12	2/25/21		Bromoform	<	0.5		ug/L	
OU7	W-830-12	2/25/21		Bromomethane	<	0.5		ug/L	
OU7	W-830-12	2/25/21		Carbon tetrachloride	<	0.5		ug/L	
OU7	W-830-12	2/25/21		Chlorobenzene	<	0.5		ug/L	
OU7	W-830-12	2/25/21		Chloroethane	<	0.5		ug/L	
OU7	W-830-12	2/25/21		Chloroform	<	0.5		ug/L	
OU7	W-830-12	2/25/21		Chloromethane	<	0.5		ug/L	
OU7	W-830-12	2/25/21		cis-1,2-Dichloroethene	<	0.5		ug/L	
OU7	W-830-12	2/25/21		cis-1,3-Dichloropropene	<	0.5		ug/L	
OU7	W-830-12	2/25/21		Dibromochloromethane	<	0.5		ug/L	
OU7	W-830-12	2/25/21		Dichlorodifluoromethane	<	0.5		ug/L	
OU7	W-830-12	2/25/21		Methylene chloride	<	0.5		ug/L	
OU7	W-830-12	2/25/21		Tetrachloroethene	<	0.5		ug/L	
OU7	W-830-12	2/25/21		trans-1,2-Dichloroethene	<	0.5		ug/L	
OU7	W-830-12	2/25/21		trans-1,3-Dichloropropene	<	0.5		ug/L	
OU7	W-830-12	2/25/21		Trichloroethene	<	0.5		ug/L	
OU7	W-830-12	2/25/21		Trichlorofluoromethane	<	0.5		ug/L	
OU7	W-830-12	2/25/21		Trichlorotrifluoroethane	<	0.5		ug/L	
OU7	W-830-12	2/25/21		Vinyl chloride	<	0.5		ug/L	
OU7	W-830-12	2/25/21		Field Oxidation Potential (Eh)		-241		mVolts	
OU7	W-830-12	2/25/21		Field pH		8.04		Units	
OU7	W-830-12	2/25/21		Field Specific Conductance		811		umhos/cm	

Attachment 1. Table 1. Groundwater analytical data, Site 300, 2021.

OU	Location	Date	Sample Type	Parameter	LOS Indicator	Result	Error	Units	QA Flag
OU7	W-830-12	2/25/21		Field Temperature		20.3		Degrees C	
OU7	W-830-12	5/12/21		1,1-Dichloroethane	<	0.5		ug/L	
OU7	W-830-12	5/12/21		1,1-Dichloroethene	<	0.5		ug/L	
OU7	W-830-12	5/12/21		1,1,1-Trichloroethane	<	0.5		ug/L	
OU7	W-830-12	5/12/21		1,1,2-Trichloroethane	<	0.5		ug/L	
OU7	W-830-12	5/12/21		1,1,2,2-Tetrachloroethane	<	0.5		ug/L	
OU7	W-830-12	5/12/21		1,2-Dichlorobenzene	<	0.5		ug/L	
OU7	W-830-12	5/12/21		1,2-Dichloroethane	<	0.5		ug/L	
OU7	W-830-12	5/12/21		1,2-Dichloroethene (total)	<	1		ug/L	
OU7	W-830-12	5/12/21		1,2-Dichloropropane	<	0.5		ug/L	
OU7	W-830-12	5/12/21		1,3-Dichlorobenzene	<	0.5		ug/L	
OU7	W-830-12	5/12/21		1,4-Dichlorobenzene	<	0.5		ug/L	
OU7	W-830-12	5/12/21		2-Chloroethylvinylether	<	1		ug/L	
OU7	W-830-12	5/12/21		Bromodichloromethane	<	0.5		ug/L	
OU7	W-830-12	5/12/21		Bromoform	<	0.5		ug/L	
OU7	W-830-12	5/12/21		Bromomethane	<	0.5		ug/L	
OU7	W-830-12	5/12/21		Carbon tetrachloride	<	0.5		ug/L	
OU7	W-830-12	5/12/21		Chlorobenzene	<	0.5		ug/L	
OU7	W-830-12	5/12/21		Chloroethane	<	0.5		ug/L	
OU7	W-830-12	5/12/21		Chloroform	<	0.5		ug/L	
OU7	W-830-12	5/12/21		Chloromethane	<	0.5		ug/L	
OU7	W-830-12	5/12/21		cis-1,2-Dichloroethene	<	0.5		ug/L	
OU7	W-830-12	5/12/21		cis-1,3-Dichloropropene	<	0.5		ug/L	
OU7	W-830-12	5/12/21		Dibromochloromethane	<	0.5		ug/L	
OU7	W-830-12	5/12/21		Dichlorodifluoromethane	<	0.5		ug/L	
OU7	W-830-12	5/12/21		Methylene chloride	<	0.5		ug/L	
OU7	W-830-12	5/12/21		Tetrachloroethene	<	0.5		ug/L	
OU7	W-830-12	5/12/21		trans-1,2-Dichloroethene	<	0.5		ug/L	
OU7	W-830-12	5/12/21		trans-1,3-Dichloropropene	<	0.5		ug/L	
OU7	W-830-12	5/12/21		Trichloroethene	<	0.5		ug/L	
OU7	W-830-12	5/12/21		Trichlorofluoromethane	<	0.5		ug/L	
OU7	W-830-12	5/12/21		Trichlorotrifluoroethane	<	0.5		ug/L	
OU7	W-830-12	5/12/21		Vinyl chloride	<	0.5		ug/L	
OU7	W-830-12	5/12/21		Field Oxidation Potential (Eh)		-90		mVolts	
OU7	W-830-12	5/12/21		Field pH		7.76		Units	
OU7	W-830-12	5/12/21		Field Specific Conductance		902.3		umhos/cm	
OU7	W-830-12	5/12/21		Field Temperature		19.6		Degrees C	
OU7	W-830-12	8/30/21		Field Oxidation Potential (Eh)		-70		mVolts	
OU7	W-830-12	8/30/21		Field pH		7.58		Units	
OU7	W-830-12	8/30/21		Field Specific Conductance		786.8		umhos/cm	
OU7	W-830-12	8/30/21		Field Temperature		23.5		Degrees C	
OU7	W-830-12	8/31/21		Nitrate (as NO3)	<	1		mg/L	
OU7	W-830-12	8/31/21		Perchlorate	<	2		ug/L	
OU7	W-830-12	8/31/21		1,1-Dichloroethane	<	0.5		ug/L	
OU7	W-830-12	8/31/21		1,1-Dichloroethene	<	0.5		ug/L	
OU7	W-830-12	8/31/21		1,1,1-Trichloroethane	<	0.5		ug/L	
OU7	W-830-12	8/31/21		1,1,2-Trichloroethane	<	0.5		ug/L	
OU7	W-830-12	8/31/21		1,1,2,2-Tetrachloroethane	<	0.5		ug/L	
OU7	W-830-12	8/31/21		1,2-Dichlorobenzene	<	0.5		ug/L	
OU7	W-830-12	8/31/21		1,2-Dichloroethane	<	0.5		ug/L	
OU7	W-830-12	8/31/21		1,2-Dichloroethene (total)	<	1		ug/L	
OU7	W-830-12	8/31/21		1,2-Dichloropropane	<	0.5		ug/L	
OU7	W-830-12	8/31/21		1,3-Dichlorobenzene	<	0.5		ug/L	
OU7	W-830-12	8/31/21		1,4-Dichlorobenzene	<	0.5		ug/L	
OU7	W-830-12	8/31/21		2-Chloroethylvinylether	<	1		ug/L	
OU7	W-830-12	8/31/21		Bromodichloromethane	<	0.5		ug/L	
OU7	W-830-12	8/31/21		Bromoform	<	0.5		ug/L	
OU7	W-830-12	8/31/21		Bromomethane	<	0.5		ug/L	
OU7	W-830-12	8/31/21		Carbon tetrachloride	<	0.5		ug/L	
OU7	W-830-12	8/31/21		Chlorobenzene	<	0.5		ug/L	
OU7	W-830-12	8/31/21		Chloroethane	<	0.5		ug/L	
OU7	W-830-12	8/31/21		Chloroform	<	0.5		ug/L	
OU7	W-830-12	8/31/21		Chloromethane	<	0.5		ug/L	
OU7	W-830-12	8/31/21		cis-1,2-Dichloroethene	<	0.5		ug/L	
OU7	W-830-12	8/31/21		cis-1,3-Dichloropropene	<	0.5		ug/L	
OU7	W-830-12	8/31/21		Dibromochloromethane	<	0.5		ug/L	

Attachment 1. Table 1. Groundwater analytical data, Site 300, 2021.

OU	Location	Date	Sample Type	Parameter	LOS Indicator	Result	Error	Units	QA Flag
OU7	W-830-12	8/31/21		Dichlorodifluoromethane	<	0.5		ug/L	
OU7	W-830-12	8/31/21		Methylene chloride	<	0.5		ug/L	
OU7	W-830-12	8/31/21		Tetrachloroethene	<	0.5		ug/L	
OU7	W-830-12	8/31/21		trans-1,2-Dichloroethene	<	0.5		ug/L	
OU7	W-830-12	8/31/21		trans-1,3-Dichloropropene	<	0.5		ug/L	
OU7	W-830-12	8/31/21		Trichloroethene	<	0.5		ug/L	
OU7	W-830-12	8/31/21		Trichlorofluoromethane	<	0.5		ug/L	
OU7	W-830-12	8/31/21		Trichlorotrifluoroethane	<	0.5		ug/L	
OU7	W-830-12	8/31/21		Vinyl chloride	<	0.5		ug/L	
OU7	W-830-12	10/26/21		1,1-Dichloroethane	<	0.5		ug/L	
OU7	W-830-12	10/26/21		1,1-Dichloroethene	<	0.5		ug/L	
OU7	W-830-12	10/26/21		1,1,1-Trichloroethane	<	0.5		ug/L	
OU7	W-830-12	10/26/21		1,1,2-Trichloroethane	<	0.5		ug/L	
OU7	W-830-12	10/26/21		1,1,2,2-Tetrachloroethane	<	0.5		ug/L	
OU7	W-830-12	10/26/21		1,2-Dichlorobenzene	<	0.5		ug/L	
OU7	W-830-12	10/26/21		1,2-Dichloroethane	<	0.5		ug/L	
OU7	W-830-12	10/26/21		1,2-Dichloroethene (total)	<	1		ug/L	
OU7	W-830-12	10/26/21		1,2-Dichloropropane	<	0.5		ug/L	
OU7	W-830-12	10/26/21		1,3-Dichlorobenzene	<	0.5		ug/L	
OU7	W-830-12	10/26/21		1,4-Dichlorobenzene	<	0.5		ug/L	
OU7	W-830-12	10/26/21		2-Chloroethylvinylether	<	1		ug/L	
OU7	W-830-12	10/26/21		Bromodichloromethane	<	0.5		ug/L	
OU7	W-830-12	10/26/21		Bromoform	<	0.5		ug/L	
OU7	W-830-12	10/26/21		Bromomethane	<	0.5		ug/L	
OU7	W-830-12	10/26/21		Carbon tetrachloride	<	0.5		ug/L	
OU7	W-830-12	10/26/21		Chlorobenzene	<	0.5		ug/L	
OU7	W-830-12	10/26/21		Chloroethane	<	0.5		ug/L	
OU7	W-830-12	10/26/21		Chloroform	<	0.5		ug/L	
OU7	W-830-12	10/26/21		Chloromethane	<	0.5		ug/L	
OU7	W-830-12	10/26/21		cis-1,2-Dichloroethene	<	0.5		ug/L	
OU7	W-830-12	10/26/21		cis-1,3-Dichloropropene	<	0.5		ug/L	
OU7	W-830-12	10/26/21		Dibromochloromethane	<	0.5		ug/L	
OU7	W-830-12	10/26/21		Dichlorodifluoromethane	<	0.5		ug/L	
OU7	W-830-12	10/26/21		Methylene chloride	<	0.5		ug/L	
OU7	W-830-12	10/26/21		Tetrachloroethene	<	0.5		ug/L	
OU7	W-830-12	10/26/21		trans-1,2-Dichloroethene	<	0.5		ug/L	
OU7	W-830-12	10/26/21		trans-1,3-Dichloropropene	<	0.5		ug/L	
OU7	W-830-12	10/26/21		Trichloroethene	<	0.5		ug/L	
OU7	W-830-12	10/26/21		Trichlorofluoromethane	<	0.5		ug/L	
OU7	W-830-12	10/26/21		Trichlorotrifluoroethane	<	0.5		ug/L	
OU7	W-830-12	10/26/21		Vinyl chloride	<	0.5		ug/L	
OU7	W-830-12	10/26/21		Field Oxidation Potential (Eh)		-23		mVolts	
OU7	W-830-12	10/26/21		Field pH		7.41		Units	
OU7	W-830-12	10/26/21		Field Specific Conductance		802.5		umhos/cm	
OU7	W-830-12	10/26/21		Field Temperature		21.1		Degrees C	
OU7	W-830-13	2/25/21		Nitrate (as NO3)		45		mg/L	D
OU7	W-830-13	2/25/21		Perchlorate	<	4		ug/L	
OU7	W-830-13	2/25/21		1,1-Dichloroethane	<	0.5		ug/L	
OU7	W-830-13	2/25/21		1,1-Dichloroethene	<	0.5		ug/L	
OU7	W-830-13	2/25/21		1,1,1-Trichloroethane	<	0.5		ug/L	
OU7	W-830-13	2/25/21		1,1,2-Trichloroethane	<	0.5		ug/L	
OU7	W-830-13	2/25/21		1,1,2,2-Tetrachloroethane	<	0.5		ug/L	
OU7	W-830-13	2/25/21		1,2-Dichlorobenzene	<	0.5		ug/L	
OU7	W-830-13	2/25/21		1,2-Dichloroethane	<	0.5		ug/L	
OU7	W-830-13	2/25/21		1,2-Dichloroethene (total)	<	1		ug/L	
OU7	W-830-13	2/25/21		1,2-Dichloropropane	<	0.5		ug/L	
OU7	W-830-13	2/25/21		1,3-Dichlorobenzene	<	0.5		ug/L	
OU7	W-830-13	2/25/21		1,4-Dichlorobenzene	<	0.5		ug/L	
OU7	W-830-13	2/25/21		2-Chloroethylvinylether	<	10		ug/L	
OU7	W-830-13	2/25/21		Bromodichloromethane	<	0.5		ug/L	
OU7	W-830-13	2/25/21		Bromoform	<	0.5		ug/L	
OU7	W-830-13	2/25/21		Bromomethane	<	1		ug/L	
OU7	W-830-13	2/25/21		Carbon tetrachloride	<	0.5		ug/L	
OU7	W-830-13	2/25/21		Chlorobenzene	<	0.5		ug/L	
OU7	W-830-13	2/25/21		Chloroethane	<	0.5		ug/L	
OU7	W-830-13	2/25/21		Chloroform	<	0.5		ug/L	

Attachment 1. Table 1. Groundwater analytical data, Site 300, 2021.

OU	Location	Date	Sample Type	Parameter	LOS Indicator	Result	Error	Units	QA Flag
OU7	W-830-13	2/25/21		Chloromethane	<	0.5		ug/L	
OU7	W-830-13	2/25/21		cis-1,2-Dichloroethene	<	0.5		ug/L	
OU7	W-830-13	2/25/21		cis-1,3-Dichloropropene	<	0.5		ug/L	
OU7	W-830-13	2/25/21		Dibromochloromethane	<	0.5		ug/L	
OU7	W-830-13	2/25/21		Dichlorodifluoromethane	<	0.5		ug/L	
OU7	W-830-13	2/25/21		Methylene chloride	<	1		ug/L	
OU7	W-830-13	2/25/21		Tetrachloroethene	<	0.5		ug/L	
OU7	W-830-13	2/25/21		trans-1,2-Dichloroethene	<	0.5		ug/L	
OU7	W-830-13	2/25/21		trans-1,3-Dichloropropene	<	0.5		ug/L	
OU7	W-830-13	2/25/21		Trichloroethene		4.1		ug/L	
OU7	W-830-13	2/25/21		Trichlorofluoromethane	<	0.5		ug/L	
OU7	W-830-13	2/25/21		Trichlorotrifluoroethane	<	0.5		ug/L	
OU7	W-830-13	2/25/21		Vinyl chloride	<	0.5		ug/L	
OU7	W-830-13	2/25/21		Field Oxidation Potential (Eh)		-134		mVolts	
OU7	W-830-13	2/25/21		Field pH		7.84		Units	
OU7	W-830-13	2/25/21		Field Specific Conductance		1880		umhos/cm	
OU7	W-830-13	2/25/21		Field Temperature		18.5		Degrees C	
OU7	W-830-13	9/20/21		1,1-Dichloroethane	<	0.5		ug/L	
OU7	W-830-13	9/20/21		1,1-Dichloroethene	<	0.5		ug/L	
OU7	W-830-13	9/20/21		1,1,1-Trichloroethane	<	0.5		ug/L	
OU7	W-830-13	9/20/21		1,1,2-Trichloroethane	<	0.5		ug/L	
OU7	W-830-13	9/20/21		1,1,2,2-Tetrachloroethane	<	0.5		ug/L	
OU7	W-830-13	9/20/21		1,2-Dichlorobenzene	<	0.5		ug/L	
OU7	W-830-13	9/20/21		1,2-Dichloroethane	<	0.5		ug/L	
OU7	W-830-13	9/20/21		1,2-Dichloroethene (total)	<	1		ug/L	
OU7	W-830-13	9/20/21		1,2-Dichloropropane	<	0.5		ug/L	
OU7	W-830-13	9/20/21		1,3-Dichlorobenzene	<	0.5		ug/L	
OU7	W-830-13	9/20/21		1,4-Dichlorobenzene	<	0.5		ug/L	
OU7	W-830-13	9/20/21		2-Chloroethylvinylether	<	10		ug/L	
OU7	W-830-13	9/20/21		Bromodichloromethane	<	0.5		ug/L	
OU7	W-830-13	9/20/21		Bromoform	<	0.5		ug/L	
OU7	W-830-13	9/20/21		Bromomethane	<	1		ug/L	
OU7	W-830-13	9/20/21		Carbon tetrachloride	<	0.5		ug/L	
OU7	W-830-13	9/20/21		Chlorobenzene	<	0.5		ug/L	
OU7	W-830-13	9/20/21		Chloroethane	<	0.5		ug/L	
OU7	W-830-13	9/20/21		Chloroform	<	0.5		ug/L	
OU7	W-830-13	9/20/21		Chloromethane	<	0.5		ug/L	
OU7	W-830-13	9/20/21		cis-1,2-Dichloroethene	<	0.5		ug/L	
OU7	W-830-13	9/20/21		cis-1,3-Dichloropropene	<	0.5		ug/L	
OU7	W-830-13	9/20/21		Dibromochloromethane	<	0.5		ug/L	
OU7	W-830-13	9/20/21		Dichlorodifluoromethane	<	0.5		ug/L	
OU7	W-830-13	9/20/21		Methylene chloride	<	1		ug/L	
OU7	W-830-13	9/20/21		Tetrachloroethene	<	0.5		ug/L	
OU7	W-830-13	9/20/21		trans-1,2-Dichloroethene	<	0.5		ug/L	
OU7	W-830-13	9/20/21		trans-1,3-Dichloropropene	<	0.5		ug/L	
OU7	W-830-13	9/20/21		Trichloroethene		3.1		ug/L	
OU7	W-830-13	9/20/21		Trichlorofluoromethane	<	0.5		ug/L	
OU7	W-830-13	9/20/21		Trichlorotrifluoroethane	<	0.5		ug/L	
OU7	W-830-13	9/20/21		Vinyl chloride	<	0.5		ug/L	
OU7	W-830-13	9/20/21		Field Oxidation Potential (Eh)		-73		mVolts	
OU7	W-830-13	9/20/21		Field pH		7.81		Units	
OU7	W-830-13	9/20/21		Field Specific Conductance		1801		umhos/cm	
OU7	W-830-13	9/20/21		Field Temperature		21.8		Degrees C	
OU7	W-830-13	9/20/21	DUP	1,1-Dichloroethane	<	0.5		ug/L	
OU7	W-830-13	9/20/21	DUP	1,1-Dichloroethene	<	0.5		ug/L	
OU7	W-830-13	9/20/21	DUP	1,1,1-Trichloroethane	<	0.5		ug/L	
OU7	W-830-13	9/20/21	DUP	1,1,2-Trichloroethane	<	0.5		ug/L	
OU7	W-830-13	9/20/21	DUP	1,1,2,2-Tetrachloroethane	<	0.5		ug/L	
OU7	W-830-13	9/20/21	DUP	1,2-Dichlorobenzene	<	0.5		ug/L	
OU7	W-830-13	9/20/21	DUP	1,2-Dichloroethane	<	0.5		ug/L	
OU7	W-830-13	9/20/21	DUP	1,2-Dichloroethene (total)	<	1		ug/L	
OU7	W-830-13	9/20/21	DUP	1,2-Dichloropropane	<	0.5		ug/L	
OU7	W-830-13	9/20/21	DUP	1,3-Dichlorobenzene	<	0.5		ug/L	
OU7	W-830-13	9/20/21	DUP	1,4-Dichlorobenzene	<	0.5		ug/L	
OU7	W-830-13	9/20/21	DUP	2-Chloroethylvinylether	<	10		ug/L	
OU7	W-830-13	9/20/21	DUP	Bromodichloromethane	<	0.5		ug/L	

Attachment 1. Table 1. Groundwater analytical data, Site 300, 2021.

OU	Location	Date	Sample Type	Parameter	LOS Indicator	Result	Error	Units	QA Flag
OU7	W-830-13	9/20/21	DUP	Bromoform	<	0.5		ug/L	
OU7	W-830-13	9/20/21	DUP	Bromomethane	<	1		ug/L	
OU7	W-830-13	9/20/21	DUP	Carbon tetrachloride	<	0.5		ug/L	
OU7	W-830-13	9/20/21	DUP	Chlorobenzene	<	0.5		ug/L	
OU7	W-830-13	9/20/21	DUP	Chloroethane	<	0.5		ug/L	
OU7	W-830-13	9/20/21	DUP	Chloroform	<	0.5		ug/L	
OU7	W-830-13	9/20/21	DUP	Chloromethane	<	0.5		ug/L	
OU7	W-830-13	9/20/21	DUP	cis-1,2-Dichloroethene	<	0.5		ug/L	
OU7	W-830-13	9/20/21	DUP	cis-1,3-Dichloropropene	<	0.5		ug/L	
OU7	W-830-13	9/20/21	DUP	Dibromochloromethane	<	0.5		ug/L	
OU7	W-830-13	9/20/21	DUP	Dichlorodifluoromethane	<	0.5		ug/L	
OU7	W-830-13	9/20/21	DUP	Methylene chloride	<	1		ug/L	
OU7	W-830-13	9/20/21	DUP	Tetrachloroethene	<	0.5		ug/L	
OU7	W-830-13	9/20/21	DUP	trans-1,2-Dichloroethene	<	0.5		ug/L	
OU7	W-830-13	9/20/21	DUP	trans-1,3-Dichloropropene	<	0.5		ug/L	
OU7	W-830-13	9/20/21	DUP	Trichloroethene		3.1		ug/L	
OU7	W-830-13	9/20/21	DUP	Trichlorofluoromethane	<	0.5		ug/L	
OU7	W-830-13	9/20/21	DUP	Trichlorotrifluoroethane	<	0.5		ug/L	
OU7	W-830-13	9/20/21	DUP	Vinyl chloride	<	0.5		ug/L	
OU7	W-830-14	2/25/21		Nitrate (as NO3)	<	1		mg/L	
OU7	W-830-14	2/25/21		1,1-Dichloroethane	<	0.5		ug/L	
OU7	W-830-14	2/25/21		1,1-Dichloroethene	<	0.5		ug/L	
OU7	W-830-14	2/25/21		1,1,1-Trichloroethane	<	0.5		ug/L	
OU7	W-830-14	2/25/21		1,1,2-Trichloroethane	<	0.5		ug/L	
OU7	W-830-14	2/25/21		1,1,2,2-Tetrachloroethane	<	0.5		ug/L	
OU7	W-830-14	2/25/21		1,2-Dichlorobenzene	<	0.5		ug/L	
OU7	W-830-14	2/25/21		1,2-Dichloroethane	<	0.5		ug/L	
OU7	W-830-14	2/25/21		1,2-Dichloroethene (total)	<	1		ug/L	
OU7	W-830-14	2/25/21		1,2-Dichloropropane	<	0.5		ug/L	
OU7	W-830-14	2/25/21		1,3-Dichlorobenzene	<	0.5		ug/L	
OU7	W-830-14	2/25/21		1,4-Dichlorobenzene	<	0.5		ug/L	
OU7	W-830-14	2/25/21		2-Chloroethylvinylether	<	1		ug/L	L
OU7	W-830-14	2/25/21		Bromodichloromethane	<	0.5		ug/L	
OU7	W-830-14	2/25/21		Bromoform	<	0.5		ug/L	
OU7	W-830-14	2/25/21		Bromomethane	<	0.5		ug/L	
OU7	W-830-14	2/25/21		Carbon tetrachloride	<	0.5		ug/L	
OU7	W-830-14	2/25/21		Chlorobenzene	<	0.5		ug/L	
OU7	W-830-14	2/25/21		Chloroethane	<	0.5		ug/L	
OU7	W-830-14	2/25/21		Chloroform	<	0.5		ug/L	
OU7	W-830-14	2/25/21		Chloromethane	<	0.5		ug/L	
OU7	W-830-14	2/25/21		cis-1,2-Dichloroethene		0.95		ug/L	
OU7	W-830-14	2/25/21		cis-1,3-Dichloropropene	<	0.5		ug/L	
OU7	W-830-14	2/25/21		Dibromochloromethane	<	0.5		ug/L	
OU7	W-830-14	2/25/21		Dichlorodifluoromethane	<	0.5		ug/L	
OU7	W-830-14	2/25/21		Methylene chloride	<	0.5		ug/L	
OU7	W-830-14	2/25/21		Tetrachloroethene	<	0.5		ug/L	
OU7	W-830-14	2/25/21		trans-1,2-Dichloroethene	<	0.5		ug/L	
OU7	W-830-14	2/25/21		trans-1,3-Dichloropropene	<	0.5		ug/L	
OU7	W-830-14	2/25/21		Trichloroethene		3.4		ug/L	
OU7	W-830-14	2/25/21		Trichlorofluoromethane	<	0.5		ug/L	
OU7	W-830-14	2/25/21		Trichlorotrifluoroethane	<	0.5		ug/L	
OU7	W-830-14	2/25/21		Vinyl chloride	<	0.5		ug/L	
OU7	W-830-14	2/25/21		Field Oxidation Potential (Eh)		-223		mVolts	
OU7	W-830-14	2/25/21		Field pH		8.22		Units	
OU7	W-830-14	2/25/21		Field Specific Conductance		1917		umhos/cm	
OU7	W-830-14	2/25/21		Field Temperature		19.4		Degrees C	
OU7	W-830-14	8/31/21		1,1-Dichloroethane	<	0.5		ug/L	
OU7	W-830-14	8/31/21		1,1-Dichloroethene	<	0.5		ug/L	
OU7	W-830-14	8/31/21		1,1,1-Trichloroethane	<	0.5		ug/L	
OU7	W-830-14	8/31/21		1,1,2-Trichloroethane	<	0.5		ug/L	
OU7	W-830-14	8/31/21		1,1,2,2-Tetrachloroethane	<	0.5		ug/L	
OU7	W-830-14	8/31/21		1,2-Dichlorobenzene	<	0.5		ug/L	
OU7	W-830-14	8/31/21		1,2-Dichloroethane	<	0.5		ug/L	
OU7	W-830-14	8/31/21		1,2-Dichloroethene (total)	<	1		ug/L	
OU7	W-830-14	8/31/21		1,2-Dichloropropane	<	0.5		ug/L	
OU7	W-830-14	8/31/21		1,3-Dichlorobenzene	<	0.5		ug/L	

Attachment 1. Table 1. Groundwater analytical data, Site 300, 2021.

OU	Location	Date	Sample Type	Parameter	LOS Indicator	Result	Error	Units	QA Flag
OU7	W-830-14	8/31/21		1,4-Dichlorobenzene	<	0.5		ug/L	
OU7	W-830-14	8/31/21		2-Chloroethylvinylether	<	1		ug/L	
OU7	W-830-14	8/31/21		Bromodichloromethane	<	0.5		ug/L	
OU7	W-830-14	8/31/21		Bromoform	<	0.5		ug/L	
OU7	W-830-14	8/31/21		Bromomethane	<	0.5		ug/L	
OU7	W-830-14	8/31/21		Carbon tetrachloride	<	0.5		ug/L	
OU7	W-830-14	8/31/21		Chlorobenzene	<	0.5		ug/L	
OU7	W-830-14	8/31/21		Chloroethane	<	0.5		ug/L	
OU7	W-830-14	8/31/21		Chloroform	<	0.5		ug/L	
OU7	W-830-14	8/31/21		Chloromethane	<	0.5		ug/L	
OU7	W-830-14	8/31/21		cis-1,2-Dichloroethene		1.2		ug/L	
OU7	W-830-14	8/31/21		cis-1,3-Dichloropropene	<	0.5		ug/L	
OU7	W-830-14	8/31/21		Dibromochloromethane	<	0.5		ug/L	
OU7	W-830-14	8/31/21		Dichlorodifluoromethane	<	0.5		ug/L	
OU7	W-830-14	8/31/21		Methylene chloride	<	0.5		ug/L	
OU7	W-830-14	8/31/21		Tetrachloroethene	<	0.5		ug/L	
OU7	W-830-14	8/31/21		trans-1,2-Dichloroethene	<	0.5		ug/L	
OU7	W-830-14	8/31/21		trans-1,3-Dichloropropene	<	0.5		ug/L	
OU7	W-830-14	8/31/21		Trichloroethene		4.2		ug/L	
OU7	W-830-14	8/31/21		Trichlorofluoromethane	<	0.5		ug/L	
OU7	W-830-14	8/31/21		Trichlorotrifluoroethane	<	0.5		ug/L	
OU7	W-830-14	8/31/21		Vinyl chloride	<	0.5		ug/L	
OU7	W-830-14	8/31/21		Field Oxidation Potential (Eh)		-39		mVolts	
OU7	W-830-14	8/31/21		Field pH		8.02		Units	
OU7	W-830-14	8/31/21		Field Specific Conductance		1861		umhos/cm	
OU7	W-830-14	8/31/21		Field Temperature		22		Degrees C	
OU7	W-830-15	2/24/21		Nitrate (as NO3)		5.2		mg/L	
OU7	W-830-15	2/24/21		Perchlorate	<	4		ug/L	
OU7	W-830-15	2/24/21		1,1-Dichloroethane	<	0.5		ug/L	
OU7	W-830-15	2/24/21		1,1-Dichloroethene	<	0.5		ug/L	
OU7	W-830-15	2/24/21		1,1,1-Trichloroethane	<	0.5		ug/L	
OU7	W-830-15	2/24/21		1,1,2-Trichloroethane	<	0.5		ug/L	
OU7	W-830-15	2/24/21		1,1,2,2-Tetrachloroethane	<	0.5		ug/L	
OU7	W-830-15	2/24/21		1,2-Dichlorobenzene	<	0.5		ug/L	
OU7	W-830-15	2/24/21		1,2-Dichloroethane	<	0.5		ug/L	
OU7	W-830-15	2/24/21		1,2-Dichloroethene (total)	<	1		ug/L	
OU7	W-830-15	2/24/21		1,2-Dichloropropane	<	0.5		ug/L	
OU7	W-830-15	2/24/21		1,3-Dichlorobenzene	<	0.5		ug/L	
OU7	W-830-15	2/24/21		1,4-Dichlorobenzene	<	0.5		ug/L	
OU7	W-830-15	2/24/21		2-Chloroethylvinylether	<	1		ug/L	L
OU7	W-830-15	2/24/21		Bromodichloromethane	<	0.5		ug/L	
OU7	W-830-15	2/24/21		Bromoform	<	0.5		ug/L	
OU7	W-830-15	2/24/21		Bromomethane	<	0.5		ug/L	
OU7	W-830-15	2/24/21		Carbon tetrachloride	<	0.5		ug/L	
OU7	W-830-15	2/24/21		Chlorobenzene	<	0.5		ug/L	
OU7	W-830-15	2/24/21		Chloroethane	<	0.5		ug/L	
OU7	W-830-15	2/24/21		Chloroform	<	0.5		ug/L	
OU7	W-830-15	2/24/21		Chloromethane	<	0.5		ug/L	
OU7	W-830-15	2/24/21		cis-1,2-Dichloroethene	<	0.5		ug/L	
OU7	W-830-15	2/24/21		cis-1,3-Dichloropropene	<	0.5		ug/L	
OU7	W-830-15	2/24/21		Dibromochloromethane	<	0.5		ug/L	
OU7	W-830-15	2/24/21		Dichlorodifluoromethane	<	0.5		ug/L	
OU7	W-830-15	2/24/21		Methylene chloride	<	0.5		ug/L	
OU7	W-830-15	2/24/21		Tetrachloroethene	<	0.5		ug/L	
OU7	W-830-15	2/24/21		trans-1,2-Dichloroethene	<	0.5		ug/L	
OU7	W-830-15	2/24/21		trans-1,3-Dichloropropene	<	0.5		ug/L	
OU7	W-830-15	2/24/21		Trichloroethene	<	0.5		ug/L	
OU7	W-830-15	2/24/21		Trichlorofluoromethane	<	0.5		ug/L	
OU7	W-830-15	2/24/21		Trichlorotrifluoroethane	<	0.5		ug/L	
OU7	W-830-15	2/24/21		Vinyl chloride	<	0.5		ug/L	
OU7	W-830-15	2/24/21		Field pH		7.76		Units	
OU7	W-830-15	2/24/21		Field Specific Conductance		504		umhos/cm	
OU7	W-830-15	2/24/21		Field Temperature		18.5		Degrees C	
OU7	W-830-15	4/12/21		1,1-Dichloroethane	<	0.5		ug/L	
OU7	W-830-15	4/12/21		1,1-Dichloroethene	<	0.5		ug/L	
OU7	W-830-15	4/12/21		1,1,1-Trichloroethane	<	0.5		ug/L	

Attachment 1. Table 1. Groundwater analytical data, Site 300, 2021.

OU	Location	Date	Sample Type	Parameter	LOS Indicator	Result	Error	Units	QA Flag
OU7	W-830-15	4/12/21		1,1,2-Trichloroethane	<	0.5		ug/L	
OU7	W-830-15	4/12/21		1,1,2,2-Tetrachloroethane	<	0.5		ug/L	
OU7	W-830-15	4/12/21		1,2-Dichlorobenzene	<	0.5		ug/L	
OU7	W-830-15	4/12/21		1,2-Dichloroethane	<	0.5		ug/L	
OU7	W-830-15	4/12/21		1,2-Dichloroethene (total)	<	1		ug/L	
OU7	W-830-15	4/12/21		1,2-Dichloropropane	<	0.5		ug/L	
OU7	W-830-15	4/12/21		1,3-Dichlorobenzene	<	0.5		ug/L	
OU7	W-830-15	4/12/21		1,4-Dichlorobenzene	<	0.5		ug/L	
OU7	W-830-15	4/12/21		2-Chloroethylvinylether	<	1		ug/L	
OU7	W-830-15	4/12/21		Bromodichloromethane	<	0.5		ug/L	
OU7	W-830-15	4/12/21		Bromoform	<	0.5		ug/L	
OU7	W-830-15	4/12/21		Bromomethane	<	0.5		ug/L	
OU7	W-830-15	4/12/21		Carbon tetrachloride	<	0.5		ug/L	
OU7	W-830-15	4/12/21		Chlorobenzene	<	0.5		ug/L	
OU7	W-830-15	4/12/21		Chloroethane	<	0.5		ug/L	
OU7	W-830-15	4/12/21		Chloroform	<	0.5		ug/L	
OU7	W-830-15	4/12/21		Chloromethane	<	0.5		ug/L	
OU7	W-830-15	4/12/21		cis-1,2-Dichloroethene	<	0.5		ug/L	
OU7	W-830-15	4/12/21		cis-1,3-Dichloropropene	<	0.5		ug/L	
OU7	W-830-15	4/12/21		Dibromochloromethane	<	0.5		ug/L	
OU7	W-830-15	4/12/21		Dichlorodifluoromethane	<	0.5		ug/L	
OU7	W-830-15	4/12/21		Methylene chloride	<	0.5		ug/L	
OU7	W-830-15	4/12/21		Tetrachloroethene	<	0.5		ug/L	
OU7	W-830-15	4/12/21		trans-1,2-Dichloroethene	<	0.5		ug/L	
OU7	W-830-15	4/12/21		trans-1,3-Dichloropropene	<	0.5		ug/L	
OU7	W-830-15	4/12/21		Trichloroethene	<	0.5		ug/L	
OU7	W-830-15	4/12/21		Trichlorofluoromethane	<	0.5		ug/L	
OU7	W-830-15	4/12/21		Trichlorotrifluoroethane	<	0.5		ug/L	
OU7	W-830-15	4/12/21		Vinyl chloride	<	0.5		ug/L	
OU7	W-830-15	4/12/21		Field Oxidation Potential (Eh)		270		mVolts	
OU7	W-830-15	4/12/21		Field pH		7.12		Units	
OU7	W-830-15	4/12/21		Field Specific Conductance		5031		umhos/cm	
OU7	W-830-15	4/12/21		Field Temperature		19.2		Degrees C	
OU7	W-830-15	8/31/21		Nitrate (as NO3)		6.2		mg/L	
OU7	W-830-15	8/31/21		Perchlorate	<	2		ug/L	
OU7	W-830-15	8/31/21		1,1-Dichloroethane	<	0.5		ug/L	
OU7	W-830-15	8/31/21		1,1-Dichloroethene	<	0.5		ug/L	
OU7	W-830-15	8/31/21		1,1,1-Trichloroethane	<	0.5		ug/L	
OU7	W-830-15	8/31/21		1,1,2-Trichloroethane	<	0.5		ug/L	
OU7	W-830-15	8/31/21		1,1,2,2-Tetrachloroethane	<	0.5		ug/L	
OU7	W-830-15	8/31/21		1,2-Dichlorobenzene	<	0.5		ug/L	
OU7	W-830-15	8/31/21		1,2-Dichloroethane	<	0.5		ug/L	
OU7	W-830-15	8/31/21		1,2-Dichloroethene (total)	<	1		ug/L	
OU7	W-830-15	8/31/21		1,2-Dichloropropane	<	0.5		ug/L	
OU7	W-830-15	8/31/21		1,3-Dichlorobenzene	<	0.5		ug/L	
OU7	W-830-15	8/31/21		1,4-Dichlorobenzene	<	0.5		ug/L	
OU7	W-830-15	8/31/21		2-Chloroethylvinylether	<	1		ug/L	
OU7	W-830-15	8/31/21		Bromodichloromethane	<	0.5		ug/L	
OU7	W-830-15	8/31/21		Bromoform	<	0.5		ug/L	
OU7	W-830-15	8/31/21		Bromomethane	<	0.5		ug/L	
OU7	W-830-15	8/31/21		Carbon tetrachloride	<	0.5		ug/L	
OU7	W-830-15	8/31/21		Chlorobenzene	<	0.5		ug/L	
OU7	W-830-15	8/31/21		Chloroethane	<	0.5		ug/L	
OU7	W-830-15	8/31/21		Chloroform	<	0.5		ug/L	
OU7	W-830-15	8/31/21		Chloromethane	<	0.5		ug/L	
OU7	W-830-15	8/31/21		cis-1,2-Dichloroethene	<	0.5		ug/L	
OU7	W-830-15	8/31/21		cis-1,3-Dichloropropene	<	0.5		ug/L	
OU7	W-830-15	8/31/21		Dibromochloromethane	<	0.5		ug/L	
OU7	W-830-15	8/31/21		Dichlorodifluoromethane	<	0.5		ug/L	
OU7	W-830-15	8/31/21		Methylene chloride	<	0.5		ug/L	
OU7	W-830-15	8/31/21		Tetrachloroethene	<	0.5		ug/L	
OU7	W-830-15	8/31/21		trans-1,2-Dichloroethene	<	0.5		ug/L	
OU7	W-830-15	8/31/21		trans-1,3-Dichloropropene	<	0.5		ug/L	
OU7	W-830-15	8/31/21		Trichloroethene	<	0.5		ug/L	
OU7	W-830-15	8/31/21		Trichlorofluoromethane	<	0.5		ug/L	
OU7	W-830-15	8/31/21		Trichlorotrifluoroethane	<	0.5		ug/L	

Attachment 1. Table 1. Groundwater analytical data, Site 300, 2021.

OU	Location	Date	Sample Type	Parameter	LOS Indicator	Result	Error	Units	QA Flag
OU7	W-830-15	8/31/21		Vinyl chloride	<	0.5		ug/L	
OU7	W-830-15	8/31/21		Field Oxidation Potential (Eh)		45		mVolts	
OU7	W-830-15	8/31/21		Field pH		7.86		Units	
OU7	W-830-15	8/31/21		Field Specific Conductance		510.6		umhos/cm	
OU7	W-830-15	8/31/21		Field Temperature		26.9		Degrees C	
OU7	W-830-15	10/26/21		1,1-Dichloroethane	<	0.5		ug/L	
OU7	W-830-15	10/26/21		1,1-Dichloroethene	<	0.5		ug/L	
OU7	W-830-15	10/26/21		1,1,1-Trichloroethane	<	0.5		ug/L	
OU7	W-830-15	10/26/21		1,1,2-Trichloroethane	<	0.5		ug/L	
OU7	W-830-15	10/26/21		1,1,2,2-Tetrachloroethane	<	0.5		ug/L	
OU7	W-830-15	10/26/21		1,2-Dichlorobenzene	<	0.5		ug/L	
OU7	W-830-15	10/26/21		1,2-Dichloroethane	<	0.5		ug/L	
OU7	W-830-15	10/26/21		1,2-Dichloroethene (total)	<	1		ug/L	
OU7	W-830-15	10/26/21		1,2-Dichloropropane	<	0.5		ug/L	
OU7	W-830-15	10/26/21		1,3-Dichlorobenzene	<	0.5		ug/L	
OU7	W-830-15	10/26/21		1,4-Dichlorobenzene	<	0.5		ug/L	
OU7	W-830-15	10/26/21		2-Chloroethylvinylether	<	1		ug/L	
OU7	W-830-15	10/26/21		Bromodichloromethane	<	0.5		ug/L	
OU7	W-830-15	10/26/21		Bromoform	<	0.5		ug/L	
OU7	W-830-15	10/26/21		Bromomethane	<	0.5		ug/L	
OU7	W-830-15	10/26/21		Carbon tetrachloride	<	0.5		ug/L	
OU7	W-830-15	10/26/21		Chlorobenzene	<	0.5		ug/L	
OU7	W-830-15	10/26/21		Chloroethane	<	0.5		ug/L	
OU7	W-830-15	10/26/21		Chloroform	<	0.5		ug/L	
OU7	W-830-15	10/26/21		Chloromethane	<	0.5		ug/L	
OU7	W-830-15	10/26/21		cis-1,2-Dichloroethene	<	0.5		ug/L	
OU7	W-830-15	10/26/21		cis-1,3-Dichloropropene	<	0.5		ug/L	
OU7	W-830-15	10/26/21		Dibromochloromethane	<	0.5		ug/L	
OU7	W-830-15	10/26/21		Dichlorodifluoromethane	<	0.5		ug/L	
OU7	W-830-15	10/26/21		Methylene chloride	<	0.5		ug/L	
OU7	W-830-15	10/26/21		Tetrachloroethene	<	0.5		ug/L	
OU7	W-830-15	10/26/21		trans-1,2-Dichloroethene	<	0.5		ug/L	
OU7	W-830-15	10/26/21		trans-1,3-Dichloropropene	<	0.5		ug/L	
OU7	W-830-15	10/26/21		Trichloroethene	<	0.5		ug/L	
OU7	W-830-15	10/26/21		Trichlorofluoromethane	<	0.5		ug/L	
OU7	W-830-15	10/26/21		Trichlorotrifluoroethane	<	0.5		ug/L	
OU7	W-830-15	10/26/21		Vinyl chloride	<	0.5		ug/L	
OU7	W-830-15	10/26/21		Field Oxidation Potential (Eh)		-73		mVolts	
OU7	W-830-15	10/26/21		Field pH		7.37		Units	
OU7	W-830-15	10/26/21		Field Specific Conductance		441		umhos/cm	
OU7	W-830-15	10/26/21		Field Temperature		21.3		Degrees C	
OU7	W-830-16	3/3/21		Perchlorate	<	8		ug/L	D
OU7	W-830-16	3/3/21		1,1-Dichloroethane	<	0.5		ug/L	
OU7	W-830-16	3/3/21		1,1-Dichloroethene	<	0.5		ug/L	
OU7	W-830-16	3/3/21		1,1,1-Trichloroethane	<	0.5		ug/L	
OU7	W-830-16	3/3/21		1,1,2-Trichloroethane	<	0.5		ug/L	
OU7	W-830-16	3/3/21		1,1,2,2-Tetrachloroethane	<	0.5		ug/L	
OU7	W-830-16	3/3/21		1,2-Dichlorobenzene	<	0.5		ug/L	
OU7	W-830-16	3/3/21		1,2-Dichloroethane	<	0.5		ug/L	
OU7	W-830-16	3/3/21		1,2-Dichloroethene (total)	<	1		ug/L	
OU7	W-830-16	3/3/21		1,2-Dichloropropane	<	0.5		ug/L	
OU7	W-830-16	3/3/21		1,3-Dichlorobenzene	<	0.5		ug/L	
OU7	W-830-16	3/3/21		1,4-Dichlorobenzene	<	0.5		ug/L	
OU7	W-830-16	3/3/21		2-Chloroethylvinylether	<	1		ug/L	L
OU7	W-830-16	3/3/21		Bromodichloromethane	<	0.5		ug/L	
OU7	W-830-16	3/3/21		Bromoform	<	0.5		ug/L	
OU7	W-830-16	3/3/21		Bromomethane	<	0.5		ug/L	
OU7	W-830-16	3/3/21		Carbon tetrachloride	<	0.5		ug/L	
OU7	W-830-16	3/3/21		Chlorobenzene	<	0.5		ug/L	
OU7	W-830-16	3/3/21		Chloroethane	<	0.5		ug/L	
OU7	W-830-16	3/3/21		Chloroform	<	0.5		ug/L	
OU7	W-830-16	3/3/21		Chloromethane	<	0.5		ug/L	
OU7	W-830-16	3/3/21		cis-1,2-Dichloroethene	<	0.5		ug/L	
OU7	W-830-16	3/3/21		cis-1,3-Dichloropropene	<	0.5		ug/L	
OU7	W-830-16	3/3/21		Dibromochloromethane	<	0.5		ug/L	
OU7	W-830-16	3/3/21		Dichlorodifluoromethane	<	0.5		ug/L	

Attachment 1. Table 1. Groundwater analytical data, Site 300, 2021.

OU	Location	Date	Sample Type	Parameter	LOS Indicator	Result	Error	Units	QA Flag
OU7	W-830-16	3/3/21		Methylene chloride	<	0.5		ug/L	
OU7	W-830-16	3/3/21		Tetrachloroethene	<	0.5		ug/L	
OU7	W-830-16	3/3/21		trans-1,2-Dichloroethene	<	0.5		ug/L	
OU7	W-830-16	3/3/21		trans-1,3-Dichloropropene	<	0.5		ug/L	
OU7	W-830-16	3/3/21		Trichloroethene	<	0.5		ug/L	
OU7	W-830-16	3/3/21		Trichlorofluoromethane	<	0.5		ug/L	
OU7	W-830-16	3/3/21		Trichlorotrifluoroethane	<	0.5		ug/L	
OU7	W-830-16	3/3/21		Vinyl chloride	<	0.5		ug/L	
OU7	W-830-16	3/3/21		Field Oxidation Potential (Eh)		-225		mVolts	
OU7	W-830-16	3/3/21		Field pH		8.63		Units	
OU7	W-830-16	3/3/21		Field Specific Conductance		1945		umhos/cm	
OU7	W-830-16	3/3/21		Field Temperature		19.4		Degrees C	
OU7	W-830-17	2/23/21		Nitrate (as NO3)		89		mg/L	D
OU7	W-830-17	2/23/21		Perchlorate	<	4		ug/L	
OU7	W-830-17	2/23/21		1,1-Dichloroethane	<	0.5		ug/L	
OU7	W-830-17	2/23/21		1,1-Dichloroethene	<	0.5		ug/L	
OU7	W-830-17	2/23/21		1,1,1-Trichloroethane	<	0.5		ug/L	
OU7	W-830-17	2/23/21		1,1,2-Trichloroethane	<	0.5		ug/L	
OU7	W-830-17	2/23/21		1,1,2,2-Tetrachloroethane	<	0.5		ug/L	
OU7	W-830-17	2/23/21		1,2-Dichlorobenzene	<	0.5		ug/L	
OU7	W-830-17	2/23/21		1,2-Dichloroethane	<	0.5		ug/L	
OU7	W-830-17	2/23/21		1,2-Dichloroethene (total)	<	1		ug/L	
OU7	W-830-17	2/23/21		1,2-Dichloropropane	<	0.5		ug/L	
OU7	W-830-17	2/23/21		1,3-Dichlorobenzene	<	0.5		ug/L	
OU7	W-830-17	2/23/21		1,4-Dichlorobenzene	<	0.5		ug/L	
OU7	W-830-17	2/23/21		2-Chloroethylvinylether	<	10		ug/L	
OU7	W-830-17	2/23/21		Bromodichloromethane	<	0.5		ug/L	
OU7	W-830-17	2/23/21		Bromoform	<	0.5		ug/L	
OU7	W-830-17	2/23/21		Bromomethane	<	1		ug/L	
OU7	W-830-17	2/23/21		Carbon tetrachloride	<	0.5		ug/L	
OU7	W-830-17	2/23/21		Chlorobenzene	<	0.5		ug/L	
OU7	W-830-17	2/23/21		Chloroethane	<	0.5		ug/L	
OU7	W-830-17	2/23/21		Chloroform	<	0.5		ug/L	
OU7	W-830-17	2/23/21		Chloromethane	<	0.5		ug/L	
OU7	W-830-17	2/23/21		cis-1,2-Dichloroethene	<	0.5		ug/L	
OU7	W-830-17	2/23/21		cis-1,3-Dichloropropene	<	0.5		ug/L	
OU7	W-830-17	2/23/21		Dibromochloromethane	<	0.5		ug/L	
OU7	W-830-17	2/23/21		Dichlorodifluoromethane	<	0.5		ug/L	
OU7	W-830-17	2/23/21		Methylene chloride	<	1		ug/L	
OU7	W-830-17	2/23/21		Tetrachloroethene	<	0.5		ug/L	
OU7	W-830-17	2/23/21		trans-1,2-Dichloroethene	<	0.5		ug/L	
OU7	W-830-17	2/23/21		trans-1,3-Dichloropropene	<	0.5		ug/L	
OU7	W-830-17	2/23/21		Trichloroethene	<	0.5		ug/L	
OU7	W-830-17	2/23/21		Trichlorofluoromethane	<	0.5		ug/L	
OU7	W-830-17	2/23/21		Trichlorotrifluoroethane	<	0.5		ug/L	
OU7	W-830-17	2/23/21		Vinyl chloride	<	0.5		ug/L	
OU7	W-830-17	2/23/21		1,3-Dinitrobenzene	<	2.2		ug/L	D
OU7	W-830-17	2/23/21		1,3,5-Trinitrobenzene	<	2.2		ug/L	D
OU7	W-830-17	2/23/21		2-Amino-4,6-dinitrotoluene	<	2.2		ug/L	D
OU7	W-830-17	2/23/21		2-Nitrotoluene	<	2.2		ug/L	D
OU7	W-830-17	2/23/21		2,4-Dinitrotoluene	<	2.2		ug/L	D
OU7	W-830-17	2/23/21		2,6-Dinitrotoluene	<	2.2		ug/L	D
OU7	W-830-17	2/23/21		3-Nitrotoluene	<	2.2		ug/L	D
OU7	W-830-17	2/23/21		4-Amino-2,6-dinitrotoluene	<	2.2		ug/L	D
OU7	W-830-17	2/23/21		4-Nitrotoluene	<	2.2		ug/L	D
OU7	W-830-17	2/23/21		HMX	<	1.1		ug/L	D
OU7	W-830-17	2/23/21		Nitrobenzene	<	2.2		ug/L	D
OU7	W-830-17	2/23/21		RDX	<	1.1		ug/L	D
OU7	W-830-17	2/23/21		TNT	<	2.2		ug/L	D
OU7	W-830-17	2/23/21		Field Oxidation Potential (Eh)		250		mVolts	
OU7	W-830-17	2/23/21		Field pH		7.96		Units	
OU7	W-830-17	2/23/21		Field Specific Conductance		2070		umhos/cm	
OU7	W-830-17	2/23/21		Field Temperature		18.4		Degrees C	
OU7	W-830-17	9/22/21		1,1-Dichloroethane	<	0.5		ug/L	
OU7	W-830-17	9/22/21		1,1-Dichloroethene	<	0.5		ug/L	
OU7	W-830-17	9/22/21		1,1,1-Trichloroethane	<	0.5		ug/L	

Attachment 1. Table 1. Groundwater analytical data, Site 300, 2021.

OU	Location	Date	Sample Type	Parameter	LOS Indicator	Result	Error	Units	QA Flag
OU7	W-830-17	9/22/21		1,1,2-Trichloroethane	<	0.5		ug/L	
OU7	W-830-17	9/22/21		1,1,2,2-Tetrachloroethane	<	0.5		ug/L	
OU7	W-830-17	9/22/21		1,2-Dichlorobenzene	<	0.5		ug/L	
OU7	W-830-17	9/22/21		1,2-Dichloroethane	<	0.5		ug/L	
OU7	W-830-17	9/22/21		1,2-Dichloroethene (total)	<	1		ug/L	
OU7	W-830-17	9/22/21		1,2-Dichloropropane	<	0.5		ug/L	
OU7	W-830-17	9/22/21		1,3-Dichlorobenzene	<	0.5		ug/L	
OU7	W-830-17	9/22/21		1,4-Dichlorobenzene	<	0.5		ug/L	
OU7	W-830-17	9/22/21		2-Chloroethylvinylether	<	10		ug/L	
OU7	W-830-17	9/22/21		Bromodichloromethane	<	0.5		ug/L	
OU7	W-830-17	9/22/21		Bromoform	<	0.5		ug/L	
OU7	W-830-17	9/22/21		Bromomethane	<	1		ug/L	
OU7	W-830-17	9/22/21		Carbon tetrachloride	<	0.5		ug/L	
OU7	W-830-17	9/22/21		Chlorobenzene	<	0.5		ug/L	
OU7	W-830-17	9/22/21		Chloroethane	<	0.5		ug/L	
OU7	W-830-17	9/22/21		Chloroform	<	0.5		ug/L	
OU7	W-830-17	9/22/21		Chloromethane	<	0.5		ug/L	
OU7	W-830-17	9/22/21		cis-1,2-Dichloroethene	<	0.5		ug/L	
OU7	W-830-17	9/22/21		cis-1,3-Dichloropropene	<	0.5		ug/L	
OU7	W-830-17	9/22/21		Dibromochloromethane	<	0.5		ug/L	
OU7	W-830-17	9/22/21		Dichlorodifluoromethane	<	0.5		ug/L	
OU7	W-830-17	9/22/21		Methylene chloride	<	1		ug/L	
OU7	W-830-17	9/22/21		Tetrachloroethene	<	0.5		ug/L	
OU7	W-830-17	9/22/21		trans-1,2-Dichloroethene	<	0.5		ug/L	
OU7	W-830-17	9/22/21		trans-1,3-Dichloropropene	<	0.5		ug/L	
OU7	W-830-17	9/22/21		Trichloroethene	<	0.5		ug/L	
OU7	W-830-17	9/22/21		Trichlorofluoromethane	<	0.5		ug/L	
OU7	W-830-17	9/22/21		Trichlorotrifluoroethane	<	0.5		ug/L	
OU7	W-830-17	9/22/21		Vinyl chloride	<	0.5		ug/L	
OU7	W-830-17	9/22/21		Field Oxidation Potential (Eh)		110		mVolts	
OU7	W-830-17	9/22/21		Field pH		8.3		Units	
OU7	W-830-17	9/22/21		Field Specific Conductance		1522		umhos/cm	
OU7	W-830-17	9/22/21		Field Temperature		21.4		Degrees C	
OU7	W-830-1730	3/2/21		Nitrate (as NO3)	<	1		mg/L	
OU7	W-830-1730	3/2/21		Perchlorate	<	4		ug/L	
OU7	W-830-1730	3/2/21		1,1-Dichloroethane	<	0.5		ug/L	
OU7	W-830-1730	3/2/21		1,1-Dichloroethene	<	0.5		ug/L	
OU7	W-830-1730	3/2/21		1,1,1-Trichloroethane	<	0.5		ug/L	
OU7	W-830-1730	3/2/21		1,1,2-Trichloroethane	<	0.5		ug/L	
OU7	W-830-1730	3/2/21		1,1,2,2-Tetrachloroethane	<	0.5		ug/L	
OU7	W-830-1730	3/2/21		1,2-Dichlorobenzene	<	0.5		ug/L	
OU7	W-830-1730	3/2/21		1,2-Dichloroethane	<	0.5		ug/L	
OU7	W-830-1730	3/2/21		1,2-Dichloroethene (total)	<	1		ug/L	
OU7	W-830-1730	3/2/21		1,2-Dichloropropane	<	0.5		ug/L	
OU7	W-830-1730	3/2/21		1,3-Dichlorobenzene	<	0.5		ug/L	
OU7	W-830-1730	3/2/21		1,4-Dichlorobenzene	<	0.5		ug/L	
OU7	W-830-1730	3/2/21		2-Chloroethylvinylether	<	1		ug/L	
OU7	W-830-1730	3/2/21		Bromodichloromethane	<	0.5		ug/L	
OU7	W-830-1730	3/2/21		Bromoform	<	0.5		ug/L	
OU7	W-830-1730	3/2/21		Bromomethane	<	0.5		ug/L	
OU7	W-830-1730	3/2/21		Carbon tetrachloride	<	0.5		ug/L	
OU7	W-830-1730	3/2/21		Chlorobenzene	<	0.5		ug/L	
OU7	W-830-1730	3/2/21		Chloroethane	<	0.5		ug/L	
OU7	W-830-1730	3/2/21		Chloroform	<	0.5		ug/L	
OU7	W-830-1730	3/2/21		Chloromethane	<	0.5		ug/L	
OU7	W-830-1730	3/2/21		cis-1,2-Dichloroethene	<	0.5		ug/L	
OU7	W-830-1730	3/2/21		cis-1,3-Dichloropropene	<	0.5		ug/L	
OU7	W-830-1730	3/2/21		Dibromochloromethane	<	0.5		ug/L	
OU7	W-830-1730	3/2/21		Dichlorodifluoromethane	<	0.5		ug/L	
OU7	W-830-1730	3/2/21		Methylene chloride	<	0.5		ug/L	
OU7	W-830-1730	3/2/21		Tetrachloroethene	<	0.5		ug/L	
OU7	W-830-1730	3/2/21		trans-1,2-Dichloroethene	<	0.5		ug/L	
OU7	W-830-1730	3/2/21		trans-1,3-Dichloropropene	<	0.5		ug/L	
OU7	W-830-1730	3/2/21		Trichloroethene	<	0.5		ug/L	
OU7	W-830-1730	3/2/21		Trichlorofluoromethane	<	0.5		ug/L	
OU7	W-830-1730	3/2/21		Trichlorotrifluoroethane	<	0.5		ug/L	

Attachment 1. Table 1. Groundwater analytical data, Site 300, 2021.

OU	Location	Date	Sample Type	Parameter	LOS Indicator	Result	Error	Units	QA Flag
OU7	W-830-1730	3/2/21		Vinyl chloride	<	0.5		ug/L	
OU7	W-830-1730	3/2/21		Field Oxidation Potential (Eh)		-176		mVolts	
OU7	W-830-1730	3/2/21		Field pH		7.54		Units	
OU7	W-830-1730	3/2/21		Field Specific Conductance		1800		umhos/cm	
OU7	W-830-1730	3/2/21		Field Temperature		19.5		Degrees C	
OU7	W-830-1730	5/12/21		1,1-Dichloroethane	<	0.5		ug/L	
OU7	W-830-1730	5/12/21		1,1-Dichloroethene	<	0.5		ug/L	
OU7	W-830-1730	5/12/21		1,1,1-Trichloroethane	<	0.5		ug/L	
OU7	W-830-1730	5/12/21		1,1,2-Trichloroethane	<	0.5		ug/L	
OU7	W-830-1730	5/12/21		1,1,2,2-Tetrachloroethane	<	0.5		ug/L	
OU7	W-830-1730	5/12/21		1,2-Dichlorobenzene	<	0.5		ug/L	
OU7	W-830-1730	5/12/21		1,2-Dichloroethane	<	0.5		ug/L	
OU7	W-830-1730	5/12/21		1,2-Dichloroethene (total)	<	1		ug/L	
OU7	W-830-1730	5/12/21		1,2-Dichloropropane	<	0.5		ug/L	
OU7	W-830-1730	5/12/21		1,3-Dichlorobenzene	<	0.5		ug/L	
OU7	W-830-1730	5/12/21		1,4-Dichlorobenzene	<	0.5		ug/L	
OU7	W-830-1730	5/12/21		2-Chloroethylvinylether	<	1		ug/L	
OU7	W-830-1730	5/12/21		Bromodichloromethane	<	0.5		ug/L	
OU7	W-830-1730	5/12/21		Bromoform	<	0.5		ug/L	
OU7	W-830-1730	5/12/21		Bromomethane	<	0.5		ug/L	
OU7	W-830-1730	5/12/21		Carbon tetrachloride	<	0.5		ug/L	
OU7	W-830-1730	5/12/21		Chlorobenzene	<	0.5		ug/L	
OU7	W-830-1730	5/12/21		Chloroethane	<	0.5		ug/L	
OU7	W-830-1730	5/12/21		Chloroform	<	0.5		ug/L	
OU7	W-830-1730	5/12/21		Chloromethane	<	0.5		ug/L	
OU7	W-830-1730	5/12/21		cis-1,2-Dichloroethene	<	0.5		ug/L	
OU7	W-830-1730	5/12/21		cis-1,3-Dichloropropene	<	0.5		ug/L	
OU7	W-830-1730	5/12/21		Dibromochloromethane	<	0.5		ug/L	
OU7	W-830-1730	5/12/21		Dichlorodifluoromethane	<	0.5		ug/L	
OU7	W-830-1730	5/12/21		Methylene chloride	<	0.5		ug/L	
OU7	W-830-1730	5/12/21		Tetrachloroethene	<	0.5		ug/L	
OU7	W-830-1730	5/12/21		trans-1,2-Dichloroethene	<	0.5		ug/L	
OU7	W-830-1730	5/12/21		trans-1,3-Dichloropropene	<	0.5		ug/L	
OU7	W-830-1730	5/12/21		Trichloroethene	<	0.5		ug/L	
OU7	W-830-1730	5/12/21		Trichlorofluoromethane	<	0.5		ug/L	
OU7	W-830-1730	5/12/21		Trichlorotrifluoroethane	<	0.5		ug/L	
OU7	W-830-1730	5/12/21		Vinyl chloride	<	0.5		ug/L	
OU7	W-830-1730	5/12/21		Field Oxidation Potential (Eh)		-168		mVolts	
OU7	W-830-1730	5/12/21		Field pH		8.17		Units	
OU7	W-830-1730	5/12/21		Field Specific Conductance		1790		umhos/cm	
OU7	W-830-1730	5/12/21		Field Temperature		21.3		Degrees C	
OU7	W-830-1730	8/31/21		Nitrate (as NO3)	<	1		mg/L	
OU7	W-830-1730	8/31/21		Perchlorate	<	2		ug/L	
OU7	W-830-1730	8/31/21		1,1-Dichloroethane	<	0.5		ug/L	
OU7	W-830-1730	8/31/21		1,1-Dichloroethene	<	0.5		ug/L	
OU7	W-830-1730	8/31/21		1,1,1-Trichloroethane	<	0.5		ug/L	
OU7	W-830-1730	8/31/21		1,1,2-Trichloroethane	<	0.5		ug/L	
OU7	W-830-1730	8/31/21		1,1,2,2-Tetrachloroethane	<	0.5		ug/L	
OU7	W-830-1730	8/31/21		1,2-Dichlorobenzene	<	0.5		ug/L	
OU7	W-830-1730	8/31/21		1,2-Dichloroethane	<	0.5		ug/L	
OU7	W-830-1730	8/31/21		1,2-Dichloroethene (total)	<	1		ug/L	
OU7	W-830-1730	8/31/21		1,2-Dichloropropane	<	0.5		ug/L	
OU7	W-830-1730	8/31/21		1,3-Dichlorobenzene	<	0.5		ug/L	
OU7	W-830-1730	8/31/21		1,4-Dichlorobenzene	<	0.5		ug/L	
OU7	W-830-1730	8/31/21		2-Chloroethylvinylether	<	1		ug/L	
OU7	W-830-1730	8/31/21		Bromodichloromethane	<	0.5		ug/L	
OU7	W-830-1730	8/31/21		Bromoform	<	0.5		ug/L	
OU7	W-830-1730	8/31/21		Bromomethane	<	0.5		ug/L	
OU7	W-830-1730	8/31/21		Carbon tetrachloride	<	0.5		ug/L	
OU7	W-830-1730	8/31/21		Chlorobenzene	<	0.5		ug/L	
OU7	W-830-1730	8/31/21		Chloroethane	<	0.5		ug/L	
OU7	W-830-1730	8/31/21		Chloroform	<	0.5		ug/L	
OU7	W-830-1730	8/31/21		Chloromethane	<	0.5		ug/L	
OU7	W-830-1730	8/31/21		cis-1,2-Dichloroethene	<	0.5		ug/L	
OU7	W-830-1730	8/31/21		cis-1,3-Dichloropropene	<	0.5		ug/L	
OU7	W-830-1730	8/31/21		Dibromochloromethane	<	0.5		ug/L	

Attachment 1. Table 1. Groundwater analytical data, Site 300, 2021.

OU	Location	Date	Sample Type	Parameter	LOS Indicator	Result	Error	Units	QA Flag
OU7	W-830-1730	8/31/21		Dichlorodifluoromethane	<	0.5		ug/L	
OU7	W-830-1730	8/31/21		Methylene chloride	<	0.5		ug/L	
OU7	W-830-1730	8/31/21		Tetrachloroethene	<	0.5		ug/L	
OU7	W-830-1730	8/31/21		trans-1,2-Dichloroethene	<	0.5		ug/L	
OU7	W-830-1730	8/31/21		trans-1,3-Dichloropropene	<	0.5		ug/L	
OU7	W-830-1730	8/31/21		Trichloroethene	<	0.5		ug/L	
OU7	W-830-1730	8/31/21		Trichlorofluoromethane	<	0.5		ug/L	
OU7	W-830-1730	8/31/21		Trichlorotrifluoroethane	<	0.5		ug/L	
OU7	W-830-1730	8/31/21		Vinyl chloride	<	0.5		ug/L	
OU7	W-830-1730	8/31/21		Field Oxidation Potential (Eh)		-107		mVolts	
OU7	W-830-1730	8/31/21		Field pH		7.79		Units	
OU7	W-830-1730	8/31/21		Field Specific Conductance		1804		umhos/cm	
OU7	W-830-1730	8/31/21		Field Temperature		23.3		Degrees C	
OU7	W-830-1730	10/26/21		1,1-Dichloroethane	<	0.5		ug/L	
OU7	W-830-1730	10/26/21		1,1-Dichloroethene	<	0.5		ug/L	
OU7	W-830-1730	10/26/21		1,1,1-Trichloroethane	<	0.5		ug/L	
OU7	W-830-1730	10/26/21		1,1,2-Trichloroethane	<	0.5		ug/L	
OU7	W-830-1730	10/26/21		1,1,2,2-Tetrachloroethane	<	0.5		ug/L	
OU7	W-830-1730	10/26/21		1,2-Dichlorobenzene	<	0.5		ug/L	
OU7	W-830-1730	10/26/21		1,2-Dichloroethane	<	0.5		ug/L	
OU7	W-830-1730	10/26/21		1,2-Dichloroethene (total)	<	1		ug/L	
OU7	W-830-1730	10/26/21		1,2-Dichloropropane	<	0.5		ug/L	
OU7	W-830-1730	10/26/21		1,3-Dichlorobenzene	<	0.5		ug/L	
OU7	W-830-1730	10/26/21		1,4-Dichlorobenzene	<	0.5		ug/L	
OU7	W-830-1730	10/26/21		2-Chloroethylvinylether	<	1		ug/L	
OU7	W-830-1730	10/26/21		Bromodichloromethane	<	0.5		ug/L	
OU7	W-830-1730	10/26/21		Bromoform	<	0.5		ug/L	
OU7	W-830-1730	10/26/21		Bromomethane	<	0.5		ug/L	
OU7	W-830-1730	10/26/21		Carbon tetrachloride	<	0.5		ug/L	
OU7	W-830-1730	10/26/21		Chlorobenzene	<	0.5		ug/L	
OU7	W-830-1730	10/26/21		Chloroethane	<	0.5		ug/L	
OU7	W-830-1730	10/26/21		Chloroform	<	0.5		ug/L	
OU7	W-830-1730	10/26/21		Chloromethane	<	0.5		ug/L	
OU7	W-830-1730	10/26/21		cis-1,2-Dichloroethene	<	0.5		ug/L	
OU7	W-830-1730	10/26/21		cis-1,3-Dichloropropene	<	0.5		ug/L	
OU7	W-830-1730	10/26/21		Dibromochloromethane	<	0.5		ug/L	
OU7	W-830-1730	10/26/21		Dichlorodifluoromethane	<	0.5		ug/L	
OU7	W-830-1730	10/26/21		Methylene chloride	<	0.5		ug/L	
OU7	W-830-1730	10/26/21		Tetrachloroethene	<	0.5		ug/L	
OU7	W-830-1730	10/26/21		trans-1,2-Dichloroethene	<	0.5		ug/L	
OU7	W-830-1730	10/26/21		trans-1,3-Dichloropropene	<	0.5		ug/L	
OU7	W-830-1730	10/26/21		Trichloroethene	<	0.5		ug/L	
OU7	W-830-1730	10/26/21		Trichlorofluoromethane	<	0.5		ug/L	
OU7	W-830-1730	10/26/21		Trichlorotrifluoroethane	<	0.5		ug/L	
OU7	W-830-1730	10/26/21		Vinyl chloride	<	0.5		ug/L	
OU7	W-830-1730	10/26/21		Field Oxidation Potential (Eh)		-216		mVolts	
OU7	W-830-1730	10/26/21		Field pH		7.95		Units	
OU7	W-830-1730	10/26/21		Field Specific Conductance		1831		umhos/cm	
OU7	W-830-1730	10/26/21		Field Temperature		20.4		Degrees C	
OU7	W-830-18	3/2/21		1,1-Dichloroethane	<	0.5		ug/L	
OU7	W-830-18	3/2/21		1,1-Dichloroethene	<	0.5		ug/L	
OU7	W-830-18	3/2/21		1,1,1-Trichloroethane	<	0.5		ug/L	
OU7	W-830-18	3/2/21		1,1,2-Trichloroethane	<	0.5		ug/L	
OU7	W-830-18	3/2/21		1,1,2,2-Tetrachloroethane	<	0.5		ug/L	
OU7	W-830-18	3/2/21		1,2-Dichlorobenzene	<	0.5		ug/L	
OU7	W-830-18	3/2/21		1,2-Dichloroethane	<	0.5		ug/L	
OU7	W-830-18	3/2/21		1,2-Dichloroethene (total)	<	1		ug/L	
OU7	W-830-18	3/2/21		1,2-Dichloropropane	<	0.5		ug/L	
OU7	W-830-18	3/2/21		1,3-Dichlorobenzene	<	0.5		ug/L	
OU7	W-830-18	3/2/21		1,4-Dichlorobenzene	<	0.5		ug/L	
OU7	W-830-18	3/2/21		2-Chloroethylvinylether	<	1		ug/L	
OU7	W-830-18	3/2/21		Bromodichloromethane	<	0.5		ug/L	
OU7	W-830-18	3/2/21		Bromoform	<	0.5		ug/L	
OU7	W-830-18	3/2/21		Bromomethane	<	0.5		ug/L	
OU7	W-830-18	3/2/21		Carbon tetrachloride	<	0.5		ug/L	
OU7	W-830-18	3/2/21		Chlorobenzene	<	0.5		ug/L	

Attachment 1. Table 1. Groundwater analytical data, Site 300, 2021.

OU	Location	Date	Sample Type	Parameter	LOS Indicator	Result	Error	Units	QA Flag
OU7	W-830-18	3/2/21		Chloroethane	<	0.5		ug/L	
OU7	W-830-18	3/2/21		Chloroform	<	0.5		ug/L	
OU7	W-830-18	3/2/21		Chloromethane	<	0.5		ug/L	
OU7	W-830-18	3/2/21		cis-1,2-Dichloroethene		5.5		ug/L	
OU7	W-830-18	3/2/21		cis-1,3-Dichloropropene	<	0.5		ug/L	
OU7	W-830-18	3/2/21		Dibromochloromethane	<	0.5		ug/L	
OU7	W-830-18	3/2/21		Dichlorodifluoromethane	<	0.5		ug/L	
OU7	W-830-18	3/2/21		Methylene chloride	<	0.5		ug/L	
OU7	W-830-18	3/2/21		Tetrachloroethene	<	0.5		ug/L	
OU7	W-830-18	3/2/21		trans-1,2-Dichloroethene		13		ug/L	
OU7	W-830-18	3/2/21		trans-1,3-Dichloropropene	<	0.5		ug/L	
OU7	W-830-18	3/2/21		Trichloroethene		9.2		ug/L	
OU7	W-830-18	3/2/21		Trichlorofluoromethane	<	0.5		ug/L	
OU7	W-830-18	3/2/21		Trichlorotrifluoroethane	<	0.5		ug/L	
OU7	W-830-18	3/2/21		Vinyl chloride	<	0.5		ug/L	
OU7	W-830-18	3/2/21		Field Oxidation Potential (Eh)		-265		mVolts	
OU7	W-830-18	3/2/21		Field pH		7.56		Units	
OU7	W-830-18	3/2/21		Field Specific Conductance		2099		umhos/cm	
OU7	W-830-18	3/2/21		Field Temperature		19.4		Degrees C	
OU7	W-830-18	3/2/21	DUP	1,1-Dichloroethane	<	0.5		ug/L	
OU7	W-830-18	3/2/21	DUP	1,1-Dichloroethene	<	0.5		ug/L	
OU7	W-830-18	3/2/21	DUP	1,1,1-Trichloroethane	<	0.5		ug/L	
OU7	W-830-18	3/2/21	DUP	1,1,2-Trichloroethane	<	0.5		ug/L	
OU7	W-830-18	3/2/21	DUP	1,1,2,2-Tetrachloroethane	<	0.5		ug/L	
OU7	W-830-18	3/2/21	DUP	1,2-Dichlorobenzene	<	0.5		ug/L	
OU7	W-830-18	3/2/21	DUP	1,2-Dichloroethane	<	0.5		ug/L	
OU7	W-830-18	3/2/21	DUP	1,2-Dichloroethene (total)		18		ug/L	
OU7	W-830-18	3/2/21	DUP	1,2-Dichloropropane	<	0.5		ug/L	
OU7	W-830-18	3/2/21	DUP	1,3-Dichlorobenzene	<	0.5		ug/L	
OU7	W-830-18	3/2/21	DUP	1,4-Dichlorobenzene	<	0.5		ug/L	
OU7	W-830-18	3/2/21	DUP	2-Chloroethylvinylether	<	10		ug/L	
OU7	W-830-18	3/2/21	DUP	Bromodichloromethane	<	0.5		ug/L	
OU7	W-830-18	3/2/21	DUP	Bromoform	<	0.5		ug/L	
OU7	W-830-18	3/2/21	DUP	Bromomethane	<	1		ug/L	
OU7	W-830-18	3/2/21	DUP	Carbon tetrachloride	<	0.5		ug/L	
OU7	W-830-18	3/2/21	DUP	Chlorobenzene	<	0.5		ug/L	
OU7	W-830-18	3/2/21	DUP	Chloroethane	<	0.5		ug/L	
OU7	W-830-18	3/2/21	DUP	Chloroform	<	0.5		ug/L	
OU7	W-830-18	3/2/21	DUP	Chloromethane	<	0.5		ug/L	
OU7	W-830-18	3/2/21	DUP	cis-1,2-Dichloroethene		5.3		ug/L	
OU7	W-830-18	3/2/21	DUP	cis-1,3-Dichloropropene	<	0.5		ug/L	
OU7	W-830-18	3/2/21	DUP	Dibromochloromethane	<	0.5		ug/L	
OU7	W-830-18	3/2/21	DUP	Dichlorodifluoromethane	<	0.5		ug/L	
OU7	W-830-18	3/2/21	DUP	Methylene chloride	<	1		ug/L	
OU7	W-830-18	3/2/21	DUP	Tetrachloroethene	<	0.5		ug/L	
OU7	W-830-18	3/2/21	DUP	trans-1,2-Dichloroethene		12		ug/L	
OU7	W-830-18	3/2/21	DUP	trans-1,3-Dichloropropene	<	0.5		ug/L	
OU7	W-830-18	3/2/21	DUP	Trichloroethene		9.4		ug/L	
OU7	W-830-18	3/2/21	DUP	Trichlorofluoromethane	<	0.5		ug/L	
OU7	W-830-18	3/2/21	DUP	Trichlorotrifluoroethane	<	0.5		ug/L	
OU7	W-830-18	3/2/21	DUP	Vinyl chloride	<	0.5		ug/L	
OU7	W-830-18	9/22/21		1,1-Dichloroethane	<	0.5		ug/L	
OU7	W-830-18	9/22/21		1,1-Dichloroethene	<	0.5		ug/L	
OU7	W-830-18	9/22/21		1,1,1-Trichloroethane	<	0.5		ug/L	
OU7	W-830-18	9/22/21		1,1,2-Trichloroethane	<	0.5		ug/L	
OU7	W-830-18	9/22/21		1,1,2,2-Tetrachloroethane	<	0.5		ug/L	
OU7	W-830-18	9/22/21		1,2-Dichlorobenzene	<	0.5		ug/L	
OU7	W-830-18	9/22/21		1,2-Dichloroethane	<	0.5		ug/L	
OU7	W-830-18	9/22/21		1,2-Dichloroethene (total)	<	1		ug/L	
OU7	W-830-18	9/22/21		1,2-Dichloropropane	<	0.5		ug/L	
OU7	W-830-18	9/22/21		1,3-Dichlorobenzene	<	0.5		ug/L	
OU7	W-830-18	9/22/21		1,4-Dichlorobenzene	<	0.5		ug/L	
OU7	W-830-18	9/22/21		2-Chloroethylvinylether	<	1		ug/L	
OU7	W-830-18	9/22/21		Bromodichloromethane	<	0.5		ug/L	
OU7	W-830-18	9/22/21		Bromoform	<	0.5		ug/L	
OU7	W-830-18	9/22/21		Bromomethane	<	0.5		ug/L	

Attachment 1. Table 1. Groundwater analytical data, Site 300, 2021.

OU	Location	Date	Sample Type	Parameter	LOS Indicator	Result	Error	Units	QA Flag
OU7	W-830-18	9/22/21		Carbon tetrachloride	<	0.5		ug/L	
OU7	W-830-18	9/22/21		Chlorobenzene	<	0.5		ug/L	
OU7	W-830-18	9/22/21		Chloroethane	<	0.5		ug/L	
OU7	W-830-18	9/22/21		Chloroform	<	0.5		ug/L	
OU7	W-830-18	9/22/21		Chloromethane	<	0.5		ug/L	
OU7	W-830-18	9/22/21		cis-1,2-Dichloroethene		5		ug/L	
OU7	W-830-18	9/22/21		cis-1,3-Dichloropropene	<	0.5		ug/L	
OU7	W-830-18	9/22/21		Dibromochloromethane	<	0.5		ug/L	
OU7	W-830-18	9/22/21		Dichlorodifluoromethane	<	0.5		ug/L	
OU7	W-830-18	9/22/21		Methylene chloride	<	0.5		ug/L	
OU7	W-830-18	9/22/21		Tetrachloroethene	<	0.5		ug/L	
OU7	W-830-18	9/22/21		trans-1,2-Dichloroethene		12		ug/L	
OU7	W-830-18	9/22/21		trans-1,3-Dichloropropene	<	0.5		ug/L	
OU7	W-830-18	9/22/21		Trichloroethene		7.9		ug/L	
OU7	W-830-18	9/22/21		Trichlorofluoromethane	<	0.5		ug/L	
OU7	W-830-18	9/22/21		Trichlorotrifluoroethane	<	0.5		ug/L	
OU7	W-830-18	9/22/21		Vinyl chloride	<	0.5		ug/L	
OU7	W-830-18	9/22/21		Field Oxidation Potential (Eh)		-137		mVolts	
OU7	W-830-18	9/22/21		Field pH		7.77		Units	
OU7	W-830-18	9/22/21		Field Specific Conductance		2104		umhos/cm	
OU7	W-830-18	9/22/21		Field Temperature		20.9		Degrees C	
OU7	W-830-1807	3/17/21		Nitrate (as NO3)		54		mg/L	D
OU7	W-830-1807	3/17/21		Perchlorate	<	4		ug/L	
OU7	W-830-1807	3/17/21		1,1-Dichloroethane	<	0.5		ug/L	
OU7	W-830-1807	3/17/21		1,1-Dichloroethene	<	0.5		ug/L	
OU7	W-830-1807	3/17/21		1,1,1-Trichloroethane	<	0.5		ug/L	
OU7	W-830-1807	3/17/21		1,1,2-Trichloroethane	<	0.5		ug/L	
OU7	W-830-1807	3/17/21		1,1,2,2-Tetrachloroethane	<	0.5		ug/L	
OU7	W-830-1807	3/17/21		1,2-Dichlorobenzene	<	0.5		ug/L	
OU7	W-830-1807	3/17/21		1,2-Dichloroethane	<	0.5		ug/L	
OU7	W-830-1807	3/17/21		1,2-Dichloroethene (total)	<	1		ug/L	
OU7	W-830-1807	3/17/21		1,2-Dichloropropane	<	0.5		ug/L	
OU7	W-830-1807	3/17/21		1,3-Dichlorobenzene	<	0.5		ug/L	
OU7	W-830-1807	3/17/21		1,4-Dichlorobenzene	<	0.5		ug/L	
OU7	W-830-1807	3/17/21		2-Chloroethylvinylether	<	10		ug/L	
OU7	W-830-1807	3/17/21		Bromodichloromethane	<	0.5		ug/L	
OU7	W-830-1807	3/17/21		Bromoform	<	0.5		ug/L	
OU7	W-830-1807	3/17/21		Bromomethane	<	1		ug/L	
OU7	W-830-1807	3/17/21		Carbon tetrachloride	<	0.5		ug/L	
OU7	W-830-1807	3/17/21		Chlorobenzene	<	0.5		ug/L	
OU7	W-830-1807	3/17/21		Chloroethane	<	0.5		ug/L	
OU7	W-830-1807	3/17/21		Chloroform	<	0.5		ug/L	
OU7	W-830-1807	3/17/21		Chloromethane	<	0.5		ug/L	
OU7	W-830-1807	3/17/21		cis-1,2-Dichloroethene	<	0.5		ug/L	
OU7	W-830-1807	3/17/21		cis-1,3-Dichloropropene	<	0.5		ug/L	
OU7	W-830-1807	3/17/21		Dibromochloromethane	<	0.5		ug/L	
OU7	W-830-1807	3/17/21		Dichlorodifluoromethane	<	0.5		ug/L	
OU7	W-830-1807	3/17/21		Methylene chloride	<	1		ug/L	
OU7	W-830-1807	3/17/21		Tetrachloroethene		1.1		ug/L	
OU7	W-830-1807	3/17/21		trans-1,2-Dichloroethene	<	0.5		ug/L	
OU7	W-830-1807	3/17/21		trans-1,3-Dichloropropene	<	0.5		ug/L	
OU7	W-830-1807	3/17/21		Trichloroethene		57		ug/L	
OU7	W-830-1807	3/17/21		Trichlorofluoromethane	<	0.5		ug/L	
OU7	W-830-1807	3/17/21		Trichlorotrifluoroethane	<	0.5		ug/L	
OU7	W-830-1807	3/17/21		Vinyl chloride	<	0.5		ug/L	
OU7	W-830-1807	4/7/21		1,1-Dichloroethane	<	0.5		ug/L	
OU7	W-830-1807	4/7/21		1,1-Dichloroethene	<	0.5		ug/L	
OU7	W-830-1807	4/7/21		1,1,1-Trichloroethane	<	0.5		ug/L	
OU7	W-830-1807	4/7/21		1,1,2-Trichloroethane	<	0.5		ug/L	
OU7	W-830-1807	4/7/21		1,1,2,2-Tetrachloroethane	<	0.5		ug/L	
OU7	W-830-1807	4/7/21		1,2-Dichlorobenzene	<	0.5		ug/L	
OU7	W-830-1807	4/7/21		1,2-Dichloroethane	<	0.5		ug/L	
OU7	W-830-1807	4/7/21		1,2-Dichloroethene (total)	<	1		ug/L	
OU7	W-830-1807	4/7/21		1,2-Dichloropropane	<	0.5		ug/L	
OU7	W-830-1807	4/7/21		1,3-Dichlorobenzene	<	0.5		ug/L	
OU7	W-830-1807	4/7/21		1,4-Dichlorobenzene	<	0.5		ug/L	

Attachment 1. Table 1. Groundwater analytical data, Site 300, 2021.

OU	Location	Date	Sample Type	Parameter	LOS Indicator	Result	Error	Units	QA Flag
OU7	W-830-1807	4/7/21		2-Chloroethylvinylether	<	10		ug/L	
OU7	W-830-1807	4/7/21		Bromodichloromethane	<	0.5		ug/L	
OU7	W-830-1807	4/7/21		Bromoform	<	0.5		ug/L	
OU7	W-830-1807	4/7/21		Bromomethane	<	1		ug/L	
OU7	W-830-1807	4/7/21		Carbon tetrachloride	<	0.5		ug/L	
OU7	W-830-1807	4/7/21		Chlorobenzene	<	0.5		ug/L	
OU7	W-830-1807	4/7/21		Chloroethane	<	0.5		ug/L	
OU7	W-830-1807	4/7/21		Chloroform	<	0.5		ug/L	
OU7	W-830-1807	4/7/21		Chloromethane	<	0.5		ug/L	
OU7	W-830-1807	4/7/21		cis-1,2-Dichloroethene	<	0.5		ug/L	
OU7	W-830-1807	4/7/21		cis-1,3-Dichloropropene	<	0.5		ug/L	
OU7	W-830-1807	4/7/21		Dibromochloromethane	<	0.5		ug/L	
OU7	W-830-1807	4/7/21		Dichlorodifluoromethane	<	0.5		ug/L	
OU7	W-830-1807	4/7/21		Methylene chloride	<	1		ug/L	
OU7	W-830-1807	4/7/21		Tetrachloroethene		0.87		ug/L	
OU7	W-830-1807	4/7/21		trans-1,2-Dichloroethene	<	0.5		ug/L	
OU7	W-830-1807	4/7/21		trans-1,3-Dichloropropene	<	0.5		ug/L	
OU7	W-830-1807	4/7/21		Trichloroethene		62		ug/L	
OU7	W-830-1807	4/7/21		Trichlorofluoromethane	<	0.5		ug/L	
OU7	W-830-1807	4/7/21		Trichlorotrifluoroethane	<	0.5		ug/L	
OU7	W-830-1807	4/7/21		Vinyl chloride	<	0.5		ug/L	
OU7	W-830-1807	7/6/21		Nitrate (as NO3)		60		mg/L	D
OU7	W-830-1807	7/6/21		Perchlorate	<	2		ug/L	
OU7	W-830-1807	7/6/21		1,1-Dichloroethane	<	0.5		ug/L	
OU7	W-830-1807	7/6/21		1,1-Dichloroethene	<	0.5		ug/L	
OU7	W-830-1807	7/6/21		1,1,1-Trichloroethane	<	0.5		ug/L	
OU7	W-830-1807	7/6/21		1,1,2-Trichloroethane	<	0.5		ug/L	
OU7	W-830-1807	7/6/21		1,1,2,2-Tetrachloroethane	<	0.5		ug/L	
OU7	W-830-1807	7/6/21		1,2-Dichlorobenzene	<	0.5		ug/L	
OU7	W-830-1807	7/6/21		1,2-Dichloroethane	<	0.5		ug/L	
OU7	W-830-1807	7/6/21		1,2-Dichloroethene (total)	<	1		ug/L	
OU7	W-830-1807	7/6/21		1,2-Dichloropropane	<	0.5		ug/L	
OU7	W-830-1807	7/6/21		1,3-Dichlorobenzene	<	0.5		ug/L	
OU7	W-830-1807	7/6/21		1,4-Dichlorobenzene	<	0.5		ug/L	
OU7	W-830-1807	7/6/21		2-Chloroethylvinylether	<	10		ug/L	
OU7	W-830-1807	7/6/21		Bromodichloromethane	<	0.5		ug/L	
OU7	W-830-1807	7/6/21		Bromoform	<	0.5		ug/L	
OU7	W-830-1807	7/6/21		Bromomethane	<	1		ug/L	
OU7	W-830-1807	7/6/21		Carbon tetrachloride	<	0.5		ug/L	
OU7	W-830-1807	7/6/21		Chlorobenzene	<	0.5		ug/L	
OU7	W-830-1807	7/6/21		Chloroethane	<	0.5		ug/L	
OU7	W-830-1807	7/6/21		Chloroform	<	0.5		ug/L	
OU7	W-830-1807	7/6/21		Chloromethane	<	0.5		ug/L	
OU7	W-830-1807	7/6/21		cis-1,2-Dichloroethene	<	0.5		ug/L	
OU7	W-830-1807	7/6/21		cis-1,3-Dichloropropene	<	0.5		ug/L	
OU7	W-830-1807	7/6/21		Dibromochloromethane	<	0.5		ug/L	
OU7	W-830-1807	7/6/21		Dichlorodifluoromethane	<	0.5		ug/L	
OU7	W-830-1807	7/6/21		Methylene chloride	<	1		ug/L	
OU7	W-830-1807	7/6/21		Tetrachloroethene		1.8		ug/L	
OU7	W-830-1807	7/6/21		trans-1,2-Dichloroethene	<	0.5		ug/L	
OU7	W-830-1807	7/6/21		trans-1,3-Dichloropropene	<	0.5		ug/L	
OU7	W-830-1807	7/6/21		Trichloroethene		94		ug/L	
OU7	W-830-1807	7/6/21		Trichlorofluoromethane	<	0.5		ug/L	
OU7	W-830-1807	7/6/21		Trichlorotrifluoroethane	<	0.5		ug/L	
OU7	W-830-1807	7/6/21		Vinyl chloride	<	0.5		ug/L	
OU7	W-830-1807	10/4/21		1,1-Dichloroethane	<	0.5		ug/L	
OU7	W-830-1807	10/4/21		1,1-Dichloroethene	<	0.5		ug/L	
OU7	W-830-1807	10/4/21		1,1,1-Trichloroethane	<	0.5		ug/L	
OU7	W-830-1807	10/4/21		1,1,2-Trichloroethane	<	0.5		ug/L	
OU7	W-830-1807	10/4/21		1,1,2,2-Tetrachloroethane	<	0.5		ug/L	
OU7	W-830-1807	10/4/21		1,2-Dichlorobenzene	<	0.5		ug/L	
OU7	W-830-1807	10/4/21		1,2-Dichloroethane	<	0.5		ug/L	
OU7	W-830-1807	10/4/21		1,2-Dichloroethene (total)	<	1		ug/L	
OU7	W-830-1807	10/4/21		1,2-Dichloropropane	<	0.5		ug/L	
OU7	W-830-1807	10/4/21		1,3-Dichlorobenzene	<	0.5		ug/L	
OU7	W-830-1807	10/4/21		1,4-Dichlorobenzene	<	0.5		ug/L	

Attachment 1. Table 1. Groundwater analytical data, Site 300, 2021.

OU	Location	Date	Sample Type	Parameter	LOS Indicator	Result	Error	Units	QA Flag
OU7	W-830-1807	10/4/21		2-Chloroethylvinylether	<	10		ug/L	
OU7	W-830-1807	10/4/21		Bromodichloromethane	<	0.5		ug/L	
OU7	W-830-1807	10/4/21		Bromoform	<	0.5		ug/L	
OU7	W-830-1807	10/4/21		Bromomethane	<	1		ug/L	
OU7	W-830-1807	10/4/21		Carbon tetrachloride	<	0.5		ug/L	
OU7	W-830-1807	10/4/21		Chlorobenzene	<	0.5		ug/L	
OU7	W-830-1807	10/4/21		Chloroethane	<	0.5		ug/L	
OU7	W-830-1807	10/4/21		Chloroform	<	0.5		ug/L	
OU7	W-830-1807	10/4/21		Chloromethane	<	0.5		ug/L	
OU7	W-830-1807	10/4/21		cis-1,2-Dichloroethene	<	0.5		ug/L	
OU7	W-830-1807	10/4/21		cis-1,3-Dichloropropene	<	0.5		ug/L	
OU7	W-830-1807	10/4/21		Dibromochloromethane	<	0.5		ug/L	
OU7	W-830-1807	10/4/21		Dichlorodifluoromethane	<	0.5		ug/L	
OU7	W-830-1807	10/4/21		Methylene chloride	<	1		ug/L	
OU7	W-830-1807	10/4/21		Tetrachloroethene		1.6		ug/L	
OU7	W-830-1807	10/4/21		trans-1,2-Dichloroethene	<	0.5		ug/L	
OU7	W-830-1807	10/4/21		trans-1,3-Dichloropropene	<	0.5		ug/L	
OU7	W-830-1807	10/4/21		Trichloroethene		100		ug/L	
OU7	W-830-1807	10/4/21		Trichlorofluoromethane	<	0.5		ug/L	
OU7	W-830-1807	10/4/21		Trichlorotrifluoroethane	<	0.5		ug/L	
OU7	W-830-1807	10/4/21		Vinyl chloride	<	0.5		ug/L	
OU7	W-830-1829	3/2/21		Nitrate (as NO3)		98		mg/L	D
OU7	W-830-1829	3/2/21		Perchlorate	<	4		ug/L	
OU7	W-830-1829	3/2/21		1,1-Dichloroethane	<	0.5		ug/L	
OU7	W-830-1829	3/2/21		1,1-Dichloroethene	<	0.5		ug/L	
OU7	W-830-1829	3/2/21		1,1,1-Trichloroethane	<	0.5		ug/L	
OU7	W-830-1829	3/2/21		1,1,2-Trichloroethane	<	0.5		ug/L	
OU7	W-830-1829	3/2/21		1,1,2,2-Tetrachloroethane	<	0.5		ug/L	
OU7	W-830-1829	3/2/21		1,2-Dichlorobenzene	<	0.5		ug/L	
OU7	W-830-1829	3/2/21		1,2-Dichloroethane		0.75		ug/L	
OU7	W-830-1829	3/2/21		1,2-Dichloroethene (total)	<	1		ug/L	
OU7	W-830-1829	3/2/21		1,2-Dichloropropane	<	0.5		ug/L	
OU7	W-830-1829	3/2/21		1,3-Dichlorobenzene	<	0.5		ug/L	
OU7	W-830-1829	3/2/21		1,4-Dichlorobenzene	<	0.5		ug/L	
OU7	W-830-1829	3/2/21		2-Chloroethylvinylether	<	1		ug/L	
OU7	W-830-1829	3/2/21		Bromodichloromethane	<	0.5		ug/L	
OU7	W-830-1829	3/2/21		Bromoform	<	0.5		ug/L	
OU7	W-830-1829	3/2/21		Bromomethane	<	0.5		ug/L	
OU7	W-830-1829	3/2/21		Carbon tetrachloride	<	0.5		ug/L	
OU7	W-830-1829	3/2/21		Chlorobenzene	<	0.5		ug/L	
OU7	W-830-1829	3/2/21		Chloroethane	<	0.5		ug/L	
OU7	W-830-1829	3/2/21		Chloroform		0.54		ug/L	
OU7	W-830-1829	3/2/21		Chloromethane	<	0.5		ug/L	
OU7	W-830-1829	3/2/21		cis-1,2-Dichloroethene		1.8		ug/L	
OU7	W-830-1829	3/2/21		cis-1,3-Dichloropropene	<	0.5		ug/L	
OU7	W-830-1829	3/2/21		Dibromochloromethane	<	0.5		ug/L	
OU7	W-830-1829	3/2/21		Dichlorodifluoromethane	<	0.5		ug/L	
OU7	W-830-1829	3/2/21		Methylene chloride	<	0.5		ug/L	
OU7	W-830-1829	3/2/21		Tetrachloroethene		1.9		ug/L	
OU7	W-830-1829	3/2/21		trans-1,2-Dichloroethene	<	0.5		ug/L	
OU7	W-830-1829	3/2/21		trans-1,3-Dichloropropene	<	0.5		ug/L	
OU7	W-830-1829	3/2/21		Trichloroethene		64		ug/L	
OU7	W-830-1829	3/2/21		Trichlorofluoromethane	<	0.5		ug/L	
OU7	W-830-1829	3/2/21		Trichlorotrifluoroethane	<	0.5		ug/L	
OU7	W-830-1829	3/2/21		Vinyl chloride	<	0.5		ug/L	
OU7	W-830-1829	3/2/21		Field Oxidation Potential (Eh)		142		mVolts	
OU7	W-830-1829	3/2/21		Field pH		8.44		Units	
OU7	W-830-1829	3/2/21		Field Specific Conductance		2342		umhos/cm	
OU7	W-830-1829	3/2/21		Field Temperature		19.5		Degrees C	
OU7	W-830-1830	2/25/21		Nitrate (as NO3)		84		mg/L	D
OU7	W-830-1830	2/25/21		Perchlorate		6		ug/L	
OU7	W-830-1830	2/25/21		1,1-Dichloroethane	<	0.5		ug/L	
OU7	W-830-1830	2/25/21		1,1-Dichloroethene	<	0.5		ug/L	
OU7	W-830-1830	2/25/21		1,1,1-Trichloroethane	<	0.5		ug/L	
OU7	W-830-1830	2/25/21		1,1,2-Trichloroethane	<	0.5		ug/L	
OU7	W-830-1830	2/25/21		1,1,2,2-Tetrachloroethane	<	0.5		ug/L	

Attachment 1. Table 1. Groundwater analytical data, Site 300, 2021.

OU	Location	Date	Sample Type	Parameter	LOS Indicator	Result	Error	Units	QA Flag
OU7	W-830-1830	2/25/21		1,2-Dichlorobenzene	<	0.5		ug/L	
OU7	W-830-1830	2/25/21		1,2-Dichloroethane	<	0.5		ug/L	
OU7	W-830-1830	2/25/21		1,2-Dichloroethene (total)	<	1		ug/L	
OU7	W-830-1830	2/25/21		1,2-Dichloropropane	<	0.5		ug/L	
OU7	W-830-1830	2/25/21		1,3-Dichlorobenzene	<	0.5		ug/L	
OU7	W-830-1830	2/25/21		1,4-Dichlorobenzene	<	0.5		ug/L	
OU7	W-830-1830	2/25/21		2-Chloroethylvinylether	<	1		ug/L	
OU7	W-830-1830	2/25/21		Bromodichloromethane	<	0.5		ug/L	
OU7	W-830-1830	2/25/21		Bromoform	<	0.5		ug/L	
OU7	W-830-1830	2/25/21		Bromomethane	<	0.5		ug/L	
OU7	W-830-1830	2/25/21		Carbon tetrachloride	<	0.5		ug/L	
OU7	W-830-1830	2/25/21		Chlorobenzene	<	0.5		ug/L	
OU7	W-830-1830	2/25/21		Chloroethane	<	0.5		ug/L	
OU7	W-830-1830	2/25/21		Chloroform		0.6		ug/L	
OU7	W-830-1830	2/25/21		Chloromethane	<	0.5		ug/L	
OU7	W-830-1830	2/25/21		cis-1,2-Dichloroethene		0.74		ug/L	
OU7	W-830-1830	2/25/21		cis-1,3-Dichloropropene	<	0.5		ug/L	
OU7	W-830-1830	2/25/21		Dibromochloromethane	<	0.5		ug/L	
OU7	W-830-1830	2/25/21		Dichlorodifluoromethane	<	0.5		ug/L	
OU7	W-830-1830	2/25/21		Methylene chloride	<	0.5		ug/L	
OU7	W-830-1830	2/25/21		Tetrachloroethene		0.99		ug/L	
OU7	W-830-1830	2/25/21		trans-1,2-Dichloroethene	<	0.5		ug/L	
OU7	W-830-1830	2/25/21		trans-1,3-Dichloropropene	<	0.5		ug/L	
OU7	W-830-1830	2/25/21		Trichloroethene		840		ug/L	D
OU7	W-830-1830	2/25/21		Trichlorofluoromethane	<	0.5		ug/L	
OU7	W-830-1830	2/25/21		Trichlorotrifluoroethane	<	0.5		ug/L	
OU7	W-830-1830	2/25/21		Vinyl chloride	<	0.5		ug/L	
OU7	W-830-1830	2/25/21		Field Oxidation Potential (Eh)		233		mVolts	
OU7	W-830-1830	2/25/21		Field pH		7.17		Units	
OU7	W-830-1830	2/25/21		Field Specific Conductance		2618		umhos/cm	
OU7	W-830-1830	2/25/21		Field Temperature		19		Degrees C	
OU7	W-830-1830	9/15/21		1,1-Dichloroethane	<	0.5		ug/L	
OU7	W-830-1830	9/15/21		1,1-Dichloroethene	<	0.5		ug/L	
OU7	W-830-1830	9/15/21		1,1,1-Trichloroethane	<	0.5		ug/L	
OU7	W-830-1830	9/15/21		1,1,2-Trichloroethane	<	0.5		ug/L	
OU7	W-830-1830	9/15/21		1,1,2,2-Tetrachloroethane	<	0.5		ug/L	
OU7	W-830-1830	9/15/21		1,2-Dichlorobenzene	<	0.5		ug/L	
OU7	W-830-1830	9/15/21		1,2-Dichloroethane	<	0.5		ug/L	
OU7	W-830-1830	9/15/21		1,2-Dichloroethene (total)	<	1		ug/L	
OU7	W-830-1830	9/15/21		1,2-Dichloropropane	<	0.5		ug/L	
OU7	W-830-1830	9/15/21		1,3-Dichlorobenzene	<	0.5		ug/L	
OU7	W-830-1830	9/15/21		1,4-Dichlorobenzene	<	0.5		ug/L	
OU7	W-830-1830	9/15/21		2-Chloroethylvinylether	<	1		ug/L	
OU7	W-830-1830	9/15/21		Bromodichloromethane	<	0.5		ug/L	
OU7	W-830-1830	9/15/21		Bromoform	<	0.5		ug/L	
OU7	W-830-1830	9/15/21		Bromomethane	<	0.5		ug/L	
OU7	W-830-1830	9/15/21		Carbon tetrachloride	<	0.5		ug/L	
OU7	W-830-1830	9/15/21		Chlorobenzene	<	0.5		ug/L	
OU7	W-830-1830	9/15/21		Chloroethane	<	0.5		ug/L	
OU7	W-830-1830	9/15/21		Chloroform		0.69		ug/L	
OU7	W-830-1830	9/15/21		Chloromethane	<	0.5		ug/L	
OU7	W-830-1830	9/15/21		cis-1,2-Dichloroethene		0.94		ug/L	
OU7	W-830-1830	9/15/21		cis-1,3-Dichloropropene	<	0.5		ug/L	
OU7	W-830-1830	9/15/21		Dibromochloromethane	<	0.5		ug/L	
OU7	W-830-1830	9/15/21		Dichlorodifluoromethane	<	0.5		ug/L	
OU7	W-830-1830	9/15/21		Methylene chloride	<	0.5		ug/L	
OU7	W-830-1830	9/15/21		Tetrachloroethene		1.1		ug/L	
OU7	W-830-1830	9/15/21		trans-1,2-Dichloroethene	<	0.5		ug/L	
OU7	W-830-1830	9/15/21		trans-1,3-Dichloropropene	<	0.5		ug/L	
OU7	W-830-1830	9/15/21		Trichloroethene		820		ug/L	D
OU7	W-830-1830	9/15/21		Trichlorofluoromethane	<	0.5		ug/L	
OU7	W-830-1830	9/15/21		Trichlorotrifluoroethane	<	0.5		ug/L	
OU7	W-830-1830	9/15/21		Vinyl chloride	<	0.5		ug/L	
OU7	W-830-1830	9/15/21		Field Oxidation Potential (Eh)		-6		mVolts	
OU7	W-830-1830	9/15/21		Field pH		7.8		Units	
OU7	W-830-1830	9/15/21		Field Specific Conductance		2570		umhos/cm	

Attachment 1. Table 1. Groundwater analytical data, Site 300, 2021.

OU	Location	Date	Sample Type	Parameter	LOS Indicator	Result	Error	Units	QA Flag
OU7	W-830-1830	9/15/21		Field Temperature		22.6		Degrees C	
OU7	W-830-1831	3/1/21		Nitrate (as NO3)	<	2		mg/L	D
OU7	W-830-1831	3/1/21		Perchlorate	<	4		ug/L	
OU7	W-830-1831	3/1/21		1,1-Dichloroethane	<	0.5		ug/L	
OU7	W-830-1831	3/1/21		1,1-Dichloroethene	<	0.5		ug/L	
OU7	W-830-1831	3/1/21		1,1,1-Trichloroethane	<	0.5		ug/L	
OU7	W-830-1831	3/1/21		1,1,2-Trichloroethane	<	0.5		ug/L	
OU7	W-830-1831	3/1/21		1,1,2,2-Tetrachloroethane	<	0.5		ug/L	
OU7	W-830-1831	3/1/21		1,2-Dichlorobenzene	<	0.5		ug/L	
OU7	W-830-1831	3/1/21		1,2-Dichloroethane	<	0.5		ug/L	
OU7	W-830-1831	3/1/21		1,2-Dichloroethene (total)	<	1		ug/L	
OU7	W-830-1831	3/1/21		1,2-Dichloropropane	<	0.5		ug/L	
OU7	W-830-1831	3/1/21		1,3-Dichlorobenzene	<	0.5		ug/L	
OU7	W-830-1831	3/1/21		1,4-Dichlorobenzene	<	0.5		ug/L	
OU7	W-830-1831	3/1/21		2-Chloroethylvinylether	<	1		ug/L	
OU7	W-830-1831	3/1/21		Bromodichloromethane	<	0.5		ug/L	
OU7	W-830-1831	3/1/21		Bromoform	<	0.5		ug/L	
OU7	W-830-1831	3/1/21		Bromomethane	<	0.5		ug/L	
OU7	W-830-1831	3/1/21		Carbon tetrachloride	<	0.5		ug/L	
OU7	W-830-1831	3/1/21		Chlorobenzene	<	0.5		ug/L	
OU7	W-830-1831	3/1/21		Chloroethane	<	0.5		ug/L	
OU7	W-830-1831	3/1/21		Chloroform	<	0.5		ug/L	
OU7	W-830-1831	3/1/21		Chloromethane	<	0.5		ug/L	
OU7	W-830-1831	3/1/21		cis-1,2-Dichloroethene	<	0.5		ug/L	
OU7	W-830-1831	3/1/21		cis-1,3-Dichloropropene	<	0.5		ug/L	
OU7	W-830-1831	3/1/21		Dibromochloromethane	<	0.5		ug/L	
OU7	W-830-1831	3/1/21		Dichlorodifluoromethane	<	0.5		ug/L	
OU7	W-830-1831	3/1/21		Methylene chloride	<	0.5		ug/L	
OU7	W-830-1831	3/1/21		Tetrachloroethene	<	0.5		ug/L	
OU7	W-830-1831	3/1/21		trans-1,2-Dichloroethene	<	0.5		ug/L	
OU7	W-830-1831	3/1/21		trans-1,3-Dichloropropene	<	0.5		ug/L	
OU7	W-830-1831	3/1/21		Trichloroethene	<	0.5		ug/L	
OU7	W-830-1831	3/1/21		Trichlorofluoromethane	<	0.5		ug/L	
OU7	W-830-1831	3/1/21		Trichlorotrifluoroethane	<	0.5		ug/L	
OU7	W-830-1831	3/1/21		Vinyl chloride	<	0.5		ug/L	
OU7	W-830-1831	3/1/21		Field Oxidation Potential (Eh)		151		mVolts	
OU7	W-830-1831	3/1/21		Field pH		7.33		Units	
OU7	W-830-1831	3/1/21		Field Specific Conductance		1956		umhos/cm	
OU7	W-830-1831	3/1/21		Field Temperature		18.7		Degrees C	
OU7	W-830-1831	9/1/21		1,1-Dichloroethane	<	0.5		ug/L	
OU7	W-830-1831	9/1/21		1,1-Dichloroethene	<	0.5		ug/L	
OU7	W-830-1831	9/1/21		1,1,1-Trichloroethane	<	0.5		ug/L	
OU7	W-830-1831	9/1/21		1,1,2-Trichloroethane	<	0.5		ug/L	
OU7	W-830-1831	9/1/21		1,1,2,2-Tetrachloroethane	<	0.5		ug/L	
OU7	W-830-1831	9/1/21		1,2-Dichlorobenzene	<	0.5		ug/L	
OU7	W-830-1831	9/1/21		1,2-Dichloroethane	<	0.5		ug/L	
OU7	W-830-1831	9/1/21		1,2-Dichloroethene (total)	<	1		ug/L	
OU7	W-830-1831	9/1/21		1,2-Dichloropropane	<	0.5		ug/L	
OU7	W-830-1831	9/1/21		1,3-Dichlorobenzene	<	0.5		ug/L	
OU7	W-830-1831	9/1/21		1,4-Dichlorobenzene	<	0.5		ug/L	
OU7	W-830-1831	9/1/21		2-Chloroethylvinylether	<	1		ug/L	
OU7	W-830-1831	9/1/21		Bromodichloromethane	<	0.5		ug/L	
OU7	W-830-1831	9/1/21		Bromoform	<	0.5		ug/L	
OU7	W-830-1831	9/1/21		Bromomethane	<	0.5		ug/L	
OU7	W-830-1831	9/1/21		Carbon tetrachloride	<	0.5		ug/L	
OU7	W-830-1831	9/1/21		Chlorobenzene	<	0.5		ug/L	
OU7	W-830-1831	9/1/21		Chloroethane	<	0.5		ug/L	
OU7	W-830-1831	9/1/21		Chloroform	<	0.5		ug/L	
OU7	W-830-1831	9/1/21		Chloromethane	<	0.5		ug/L	
OU7	W-830-1831	9/1/21		cis-1,2-Dichloroethene	<	0.5		ug/L	
OU7	W-830-1831	9/1/21		cis-1,3-Dichloropropene	<	0.5		ug/L	
OU7	W-830-1831	9/1/21		Dibromochloromethane	<	0.5		ug/L	
OU7	W-830-1831	9/1/21		Dichlorodifluoromethane	<	0.5		ug/L	
OU7	W-830-1831	9/1/21		Methylene chloride	<	0.5		ug/L	
OU7	W-830-1831	9/1/21		Tetrachloroethene	<	0.5		ug/L	
OU7	W-830-1831	9/1/21		trans-1,2-Dichloroethene	<	0.5		ug/L	

Attachment 1. Table 1. Groundwater analytical data, Site 300, 2021.

OU	Location	Date	Sample Type	Parameter	LOS Indicator	Result	Error	Units	QA Flag
OU7	W-830-1831	9/1/21		trans-1,3-Dichloropropene	<	0.5		ug/L	
OU7	W-830-1831	9/1/21		Trichloroethene	<	0.5		ug/L	
OU7	W-830-1831	9/1/21		Trichlorofluoromethane	<	0.5		ug/L	
OU7	W-830-1831	9/1/21		Trichlorotrifluoroethane	<	0.5		ug/L	
OU7	W-830-1831	9/1/21		Vinyl chloride	<	0.5		ug/L	
OU7	W-830-1831	9/1/21		Field Oxidation Potential (Eh)		-16		mVolts	
OU7	W-830-1831	9/1/21		Field pH		7.81		Units	
OU7	W-830-1831	9/1/21		Field Specific Conductance		2089		umhos/cm	
OU7	W-830-1831	9/1/21		Field Temperature		22.2		Degrees C	
OU7	W-830-1832	3/1/21		Nitrate (as NO3)		2.8		mg/L	
OU7	W-830-1832	3/1/21		Perchlorate	<	4		ug/L	
OU7	W-830-1832	3/1/21		1,1-Dichloroethane	<	0.5		ug/L	
OU7	W-830-1832	3/1/21		1,1-Dichloroethene	<	0.5		ug/L	
OU7	W-830-1832	3/1/21		1,1,1-Trichloroethane	<	0.5		ug/L	
OU7	W-830-1832	3/1/21		1,1,2-Trichloroethane	<	0.5		ug/L	
OU7	W-830-1832	3/1/21		1,1,2,2-Tetrachloroethane	<	0.5		ug/L	
OU7	W-830-1832	3/1/21		1,2-Dichlorobenzene	<	0.5		ug/L	
OU7	W-830-1832	3/1/21		1,2-Dichloroethane	<	0.5		ug/L	
OU7	W-830-1832	3/1/21		1,2-Dichloroethene (total)	<	1		ug/L	
OU7	W-830-1832	3/1/21		1,2-Dichloropropane	<	0.5		ug/L	
OU7	W-830-1832	3/1/21		1,3-Dichlorobenzene	<	0.5		ug/L	
OU7	W-830-1832	3/1/21		1,4-Dichlorobenzene	<	0.5		ug/L	
OU7	W-830-1832	3/1/21		2-Chloroethylvinylether	<	1		ug/L	
OU7	W-830-1832	3/1/21		Bromodichloromethane	<	0.5		ug/L	
OU7	W-830-1832	3/1/21		Bromoform	<	0.5		ug/L	
OU7	W-830-1832	3/1/21		Bromomethane	<	0.5		ug/L	
OU7	W-830-1832	3/1/21		Carbon tetrachloride	<	0.5		ug/L	
OU7	W-830-1832	3/1/21		Chlorobenzene	<	0.5		ug/L	
OU7	W-830-1832	3/1/21		Chloroethane	<	0.5		ug/L	
OU7	W-830-1832	3/1/21		Chloroform	<	0.5		ug/L	
OU7	W-830-1832	3/1/21		Chloromethane	<	0.5		ug/L	
OU7	W-830-1832	3/1/21		cis-1,2-Dichloroethene	<	0.5		ug/L	
OU7	W-830-1832	3/1/21		cis-1,3-Dichloropropene	<	0.5		ug/L	
OU7	W-830-1832	3/1/21		Dibromochloromethane	<	0.5		ug/L	
OU7	W-830-1832	3/1/21		Dichlorodifluoromethane	<	0.5		ug/L	
OU7	W-830-1832	3/1/21		Methylene chloride	<	0.5		ug/L	
OU7	W-830-1832	3/1/21		Tetrachloroethene	<	0.5		ug/L	
OU7	W-830-1832	3/1/21		trans-1,2-Dichloroethene	<	0.5		ug/L	
OU7	W-830-1832	3/1/21		trans-1,3-Dichloropropene	<	0.5		ug/L	
OU7	W-830-1832	3/1/21		Trichloroethene	<	0.5		ug/L	
OU7	W-830-1832	3/1/21		Trichlorofluoromethane	<	0.5		ug/L	
OU7	W-830-1832	3/1/21		Trichlorotrifluoroethane	<	0.5		ug/L	
OU7	W-830-1832	3/1/21		Vinyl chloride	<	0.5		ug/L	
OU7	W-830-1832	3/1/21		Field Oxidation Potential (Eh)		142		mVolts	
OU7	W-830-1832	3/1/21		Field pH		7.3		Units	
OU7	W-830-1832	3/1/21		Field Specific Conductance		1860		umhos/cm	
OU7	W-830-1832	3/1/21		Field Temperature		18.8		Degrees C	
OU7	W-830-1832	9/1/21		1,1-Dichloroethane	<	0.5		ug/L	
OU7	W-830-1832	9/1/21		1,1-Dichloroethene	<	0.5		ug/L	
OU7	W-830-1832	9/1/21		1,1,1-Trichloroethane	<	0.5		ug/L	
OU7	W-830-1832	9/1/21		1,1,2-Trichloroethane	<	0.5		ug/L	
OU7	W-830-1832	9/1/21		1,1,2,2-Tetrachloroethane	<	0.5		ug/L	
OU7	W-830-1832	9/1/21		1,2-Dichlorobenzene	<	0.5		ug/L	
OU7	W-830-1832	9/1/21		1,2-Dichloroethane	<	0.5		ug/L	
OU7	W-830-1832	9/1/21		1,2-Dichloroethene (total)	<	1		ug/L	
OU7	W-830-1832	9/1/21		1,2-Dichloropropane	<	0.5		ug/L	
OU7	W-830-1832	9/1/21		1,3-Dichlorobenzene	<	0.5		ug/L	
OU7	W-830-1832	9/1/21		1,4-Dichlorobenzene	<	0.5		ug/L	
OU7	W-830-1832	9/1/21		2-Chloroethylvinylether	<	1		ug/L	
OU7	W-830-1832	9/1/21		Bromodichloromethane	<	0.5		ug/L	
OU7	W-830-1832	9/1/21		Bromoform	<	0.5		ug/L	
OU7	W-830-1832	9/1/21		Bromomethane	<	0.5		ug/L	
OU7	W-830-1832	9/1/21		Carbon tetrachloride	<	0.5		ug/L	
OU7	W-830-1832	9/1/21		Chlorobenzene	<	0.5		ug/L	
OU7	W-830-1832	9/1/21		Chloroethane	<	0.5		ug/L	
OU7	W-830-1832	9/1/21		Chloroform	<	0.5		ug/L	

Attachment 1. Table 1. Groundwater analytical data, Site 300, 2021.

OU	Location	Date	Sample Type	Parameter	LOS Indicator	Result	Error	Units	QA Flag
OU7	W-830-1832	9/1/21		Chloromethane	<	0.5		ug/L	
OU7	W-830-1832	9/1/21		cis-1,2-Dichloroethene	<	0.5		ug/L	
OU7	W-830-1832	9/1/21		cis-1,3-Dichloropropene	<	0.5		ug/L	
OU7	W-830-1832	9/1/21		Dibromochloromethane	<	0.5		ug/L	
OU7	W-830-1832	9/1/21		Dichlorodifluoromethane	<	0.5		ug/L	
OU7	W-830-1832	9/1/21		Methylene chloride	<	0.5		ug/L	
OU7	W-830-1832	9/1/21		Tetrachloroethene	<	0.5		ug/L	
OU7	W-830-1832	9/1/21		trans-1,2-Dichloroethene	<	0.5		ug/L	
OU7	W-830-1832	9/1/21		trans-1,3-Dichloropropene	<	0.5		ug/L	
OU7	W-830-1832	9/1/21		Trichloroethene	<	0.5		ug/L	
OU7	W-830-1832	9/1/21		Trichlorofluoromethane	<	0.5		ug/L	
OU7	W-830-1832	9/1/21		Trichlorotrifluoroethane	<	0.5		ug/L	
OU7	W-830-1832	9/1/21		Vinyl chloride	<	0.5		ug/L	
OU7	W-830-1832	9/1/21		Field Oxidation Potential (Eh)		-72		mVolts	
OU7	W-830-1832	9/1/21		Field pH		7.72		Units	
OU7	W-830-1832	9/1/21		Field Specific Conductance		1821		umhos/cm	
OU7	W-830-1832	9/1/21		Field Temperature		23.1		Degrees C	
OU7	W-830-19	3/17/21		Nitrate (as NO3)		120		mg/L	D
OU7	W-830-19	3/17/21		Perchlorate	<	4		ug/L	
OU7	W-830-19	3/17/21		1,1-Dichloroethane	<	0.5		ug/L	
OU7	W-830-19	3/17/21		1,1-Dichloroethene	<	0.5		ug/L	
OU7	W-830-19	3/17/21		1,1,1-Trichloroethane	<	0.5		ug/L	
OU7	W-830-19	3/17/21		1,1,2-Trichloroethane	<	0.5		ug/L	
OU7	W-830-19	3/17/21		1,1,2,2-Tetrachloroethane	<	0.5		ug/L	
OU7	W-830-19	3/17/21		1,2-Dichlorobenzene	<	0.5		ug/L	
OU7	W-830-19	3/17/21		1,2-Dichloroethane		0.63		ug/L	
OU7	W-830-19	3/17/21		1,2-Dichloroethene (total)		1.6		ug/L	
OU7	W-830-19	3/17/21		1,2-Dichloropropane	<	0.5		ug/L	
OU7	W-830-19	3/17/21		1,3-Dichlorobenzene	<	0.5		ug/L	
OU7	W-830-19	3/17/21		1,4-Dichlorobenzene	<	0.5		ug/L	
OU7	W-830-19	3/17/21		2-Chloroethylvinylether	<	10		ug/L	
OU7	W-830-19	3/17/21		Bromodichloromethane	<	0.5		ug/L	
OU7	W-830-19	3/17/21		Bromoform	<	0.5		ug/L	
OU7	W-830-19	3/17/21		Bromomethane	<	1		ug/L	
OU7	W-830-19	3/17/21		Carbon tetrachloride	<	0.5		ug/L	
OU7	W-830-19	3/17/21		Chlorobenzene	<	0.5		ug/L	
OU7	W-830-19	3/17/21		Chloroethane	<	0.5		ug/L	
OU7	W-830-19	3/17/21		Chloroform		0.68		ug/L	
OU7	W-830-19	3/17/21		Chloromethane	<	0.5		ug/L	
OU7	W-830-19	3/17/21		cis-1,2-Dichloroethene		1.6		ug/L	
OU7	W-830-19	3/17/21		cis-1,3-Dichloropropene	<	0.5		ug/L	
OU7	W-830-19	3/17/21		Dibromochloromethane	<	0.5		ug/L	
OU7	W-830-19	3/17/21		Dichlorodifluoromethane	<	0.5		ug/L	
OU7	W-830-19	3/17/21		Methylene chloride	<	1		ug/L	
OU7	W-830-19	3/17/21		Tetrachloroethene		2.3		ug/L	
OU7	W-830-19	3/17/21		trans-1,2-Dichloroethene	<	0.5		ug/L	
OU7	W-830-19	3/17/21		trans-1,3-Dichloropropene	<	0.5		ug/L	
OU7	W-830-19	3/17/21		Trichloroethene		1500		ug/L	D
OU7	W-830-19	3/17/21		Trichlorofluoromethane	<	0.5		ug/L	
OU7	W-830-19	3/17/21		Trichlorotrifluoroethane	<	0.5		ug/L	
OU7	W-830-19	3/17/21		Vinyl chloride	<	0.5		ug/L	
OU7	W-830-19	4/7/21		1,1-Dichloroethane	<	0.5		ug/L	
OU7	W-830-19	4/7/21		1,1-Dichloroethene	<	0.5		ug/L	
OU7	W-830-19	4/7/21		1,1,1-Trichloroethane	<	0.5		ug/L	
OU7	W-830-19	4/7/21		1,1,2-Trichloroethane	<	0.5		ug/L	
OU7	W-830-19	4/7/21		1,1,2,2-Tetrachloroethane	<	0.5		ug/L	
OU7	W-830-19	4/7/21		1,2-Dichlorobenzene	<	0.5		ug/L	
OU7	W-830-19	4/7/21		1,2-Dichloroethane		0.94		ug/L	
OU7	W-830-19	4/7/21		1,2-Dichloroethene (total)	<	1		ug/L	
OU7	W-830-19	4/7/21		1,2-Dichloropropane	<	0.5		ug/L	
OU7	W-830-19	4/7/21		1,3-Dichlorobenzene	<	0.5		ug/L	
OU7	W-830-19	4/7/21		1,4-Dichlorobenzene	<	0.5		ug/L	
OU7	W-830-19	4/7/21		2-Chloroethylvinylether	<	10		ug/L	
OU7	W-830-19	4/7/21		Bromodichloromethane	<	0.5		ug/L	
OU7	W-830-19	4/7/21		Bromoform	<	0.5		ug/L	
OU7	W-830-19	4/7/21		Bromomethane	<	1		ug/L	

Attachment 1. Table 1. Groundwater analytical data, Site 300, 2021.

OU	Location	Date	Sample Type	Parameter	LOS Indicator	Result	Error	Units	QA Flag
OU7	W-830-19	4/7/21		Carbon tetrachloride	<	0.5		ug/L	
OU7	W-830-19	4/7/21		Chlorobenzene	<	0.5		ug/L	
OU7	W-830-19	4/7/21		Chloroethane	<	0.5		ug/L	
OU7	W-830-19	4/7/21		Chloroform		0.68		ug/L	
OU7	W-830-19	4/7/21		Chloromethane	<	0.5		ug/L	
OU7	W-830-19	4/7/21		cis-1,2-Dichloroethene		0.63		ug/L	
OU7	W-830-19	4/7/21		cis-1,3-Dichloropropene	<	0.5		ug/L	
OU7	W-830-19	4/7/21		Dibromochloromethane	<	0.5		ug/L	
OU7	W-830-19	4/7/21		Dichlorodifluoromethane	<	0.5		ug/L	
OU7	W-830-19	4/7/21		Methylene chloride	<	1		ug/L	
OU7	W-830-19	4/7/21		Tetrachloroethene		3		ug/L	
OU7	W-830-19	4/7/21		trans-1,2-Dichloroethene	<	0.5		ug/L	
OU7	W-830-19	4/7/21		trans-1,3-Dichloropropene	<	0.5		ug/L	
OU7	W-830-19	4/7/21		Trichloroethene		1800		ug/L	D
OU7	W-830-19	4/7/21		Trichlorofluoromethane	<	0.5		ug/L	
OU7	W-830-19	4/7/21		Trichlorotrifluoroethane	<	0.5		ug/L	
OU7	W-830-19	4/7/21		Vinyl chloride	<	0.5		ug/L	
OU7	W-830-19	7/6/21		Nitrate (as NO3)		130		mg/L	D
OU7	W-830-19	7/6/21		Perchlorate		3.7		ug/L	
OU7	W-830-19	7/6/21		1,1-Dichloroethane	<	0.5		ug/L	
OU7	W-830-19	7/6/21		1,1-Dichloroethene	<	0.5		ug/L	
OU7	W-830-19	7/6/21		1,1,1-Trichloroethane	<	0.5		ug/L	
OU7	W-830-19	7/6/21		1,1,2-Trichloroethane	<	0.5		ug/L	
OU7	W-830-19	7/6/21		1,1,2,2-Tetrachloroethane	<	0.5		ug/L	
OU7	W-830-19	7/6/21		1,2-Dichlorobenzene	<	0.5		ug/L	
OU7	W-830-19	7/6/21		1,2-Dichloroethane		0.67		ug/L	
OU7	W-830-19	7/6/21		1,2-Dichloroethene (total)	<	1		ug/L	
OU7	W-830-19	7/6/21		1,2-Dichloropropane	<	0.5		ug/L	
OU7	W-830-19	7/6/21		1,3-Dichlorobenzene	<	0.5		ug/L	
OU7	W-830-19	7/6/21		1,4-Dichlorobenzene	<	0.5		ug/L	
OU7	W-830-19	7/6/21		2-Chloroethylvinylether	<	10		ug/L	
OU7	W-830-19	7/6/21		Bromodichloromethane	<	0.5		ug/L	
OU7	W-830-19	7/6/21		Bromoform	<	0.5		ug/L	
OU7	W-830-19	7/6/21		Bromomethane	<	1		ug/L	
OU7	W-830-19	7/6/21		Carbon tetrachloride	<	0.5		ug/L	
OU7	W-830-19	7/6/21		Chlorobenzene	<	0.5		ug/L	
OU7	W-830-19	7/6/21		Chloroethane	<	0.5		ug/L	
OU7	W-830-19	7/6/21		Chloroform		0.77		ug/L	
OU7	W-830-19	7/6/21		Chloromethane	<	0.5		ug/L	
OU7	W-830-19	7/6/21		cis-1,2-Dichloroethene	<	0.5		ug/L	
OU7	W-830-19	7/6/21		cis-1,3-Dichloropropene	<	0.5		ug/L	
OU7	W-830-19	7/6/21		Dibromochloromethane	<	0.5		ug/L	
OU7	W-830-19	7/6/21		Dichlorodifluoromethane	<	0.5		ug/L	
OU7	W-830-19	7/6/21		Methylene chloride	<	1		ug/L	
OU7	W-830-19	7/6/21		Tetrachloroethene		2.8		ug/L	
OU7	W-830-19	7/6/21		trans-1,2-Dichloroethene	<	0.5		ug/L	
OU7	W-830-19	7/6/21		trans-1,3-Dichloropropene	<	0.5		ug/L	
OU7	W-830-19	7/6/21		Trichloroethene		1600		ug/L	D
OU7	W-830-19	7/6/21		Trichlorofluoromethane	<	0.5		ug/L	
OU7	W-830-19	7/6/21		Trichlorotrifluoroethane	<	0.5		ug/L	
OU7	W-830-19	7/6/21		Vinyl chloride	<	0.5		ug/L	
OU7	W-830-19	10/4/21		1,1-Dichloroethane	<	0.5		ug/L	
OU7	W-830-19	10/4/21		1,1-Dichloroethene	<	0.5		ug/L	
OU7	W-830-19	10/4/21		1,1,1-Trichloroethane	<	0.5		ug/L	
OU7	W-830-19	10/4/21		1,1,2-Trichloroethane	<	0.5		ug/L	
OU7	W-830-19	10/4/21		1,1,2,2-Tetrachloroethane	<	0.5		ug/L	
OU7	W-830-19	10/4/21		1,2-Dichlorobenzene	<	0.5		ug/L	
OU7	W-830-19	10/4/21		1,2-Dichloroethane	<	0.5		ug/L	
OU7	W-830-19	10/4/21		1,2-Dichloroethene (total)	<	1		ug/L	
OU7	W-830-19	10/4/21		1,2-Dichloropropane	<	0.5		ug/L	
OU7	W-830-19	10/4/21		1,3-Dichlorobenzene	<	0.5		ug/L	
OU7	W-830-19	10/4/21		1,4-Dichlorobenzene	<	0.5		ug/L	
OU7	W-830-19	10/4/21		2-Chloroethylvinylether	<	10		ug/L	
OU7	W-830-19	10/4/21		Bromodichloromethane	<	0.5		ug/L	
OU7	W-830-19	10/4/21		Bromoform	<	0.5		ug/L	
OU7	W-830-19	10/4/21		Bromomethane	<	1		ug/L	

Attachment 1. Table 1. Groundwater analytical data, Site 300, 2021.

OU	Location	Date	Sample Type	Parameter	LOS Indicator	Result	Error	Units	QA Flag
OU7	W-830-19	10/4/21		Carbon tetrachloride	<	0.5		ug/L	
OU7	W-830-19	10/4/21		Chlorobenzene	<	0.5		ug/L	
OU7	W-830-19	10/4/21		Chloroethane	<	0.5		ug/L	
OU7	W-830-19	10/4/21		Chloroform		0.86		ug/L	
OU7	W-830-19	10/4/21		Chloromethane	<	0.5		ug/L	
OU7	W-830-19	10/4/21		cis-1,2-Dichloroethene		0.6		ug/L	
OU7	W-830-19	10/4/21		cis-1,3-Dichloropropene	<	0.5		ug/L	
OU7	W-830-19	10/4/21		Dibromochloromethane	<	0.5		ug/L	
OU7	W-830-19	10/4/21		Dichlorodifluoromethane	<	0.5		ug/L	
OU7	W-830-19	10/4/21		Methylene chloride	<	1		ug/L	
OU7	W-830-19	10/4/21		Tetrachloroethene		3.2		ug/L	
OU7	W-830-19	10/4/21		trans-1,2-Dichloroethene	<	0.5		ug/L	
OU7	W-830-19	10/4/21		trans-1,3-Dichloropropene	<	0.5		ug/L	
OU7	W-830-19	10/4/21		Trichloroethene		1700		ug/L	D
OU7	W-830-19	10/4/21		Trichlorofluoromethane	<	0.5		ug/L	
OU7	W-830-19	10/4/21		Trichlorotrifluoroethane	<	0.5		ug/L	
OU7	W-830-19	10/4/21		Vinyl chloride	<	0.5		ug/L	
OU7	W-830-20	3/2/21		1,1-Dichloroethane	<	0.5		ug/L	
OU7	W-830-20	3/2/21		1,1-Dichloroethene	<	0.5		ug/L	
OU7	W-830-20	3/2/21		1,1,1-Trichloroethane	<	0.5		ug/L	
OU7	W-830-20	3/2/21		1,1,2-Trichloroethane	<	0.5		ug/L	
OU7	W-830-20	3/2/21		1,1,2,2-Tetrachloroethane	<	0.5		ug/L	
OU7	W-830-20	3/2/21		1,2-Dichlorobenzene	<	0.5		ug/L	
OU7	W-830-20	3/2/21		1,2-Dichloroethane	<	0.5		ug/L	
OU7	W-830-20	3/2/21		1,2-Dichloroethene (total)	<	1		ug/L	
OU7	W-830-20	3/2/21		1,2-Dichloropropane	<	0.5		ug/L	
OU7	W-830-20	3/2/21		1,3-Dichlorobenzene	<	0.5		ug/L	
OU7	W-830-20	3/2/21		1,4-Dichlorobenzene	<	0.5		ug/L	
OU7	W-830-20	3/2/21		2-Chloroethylvinylether	<	10		ug/L	
OU7	W-830-20	3/2/21		Bromodichloromethane	<	0.5		ug/L	
OU7	W-830-20	3/2/21		Bromoform	<	0.5		ug/L	
OU7	W-830-20	3/2/21		Bromomethane	<	1		ug/L	
OU7	W-830-20	3/2/21		Carbon tetrachloride	<	0.5		ug/L	
OU7	W-830-20	3/2/21		Chlorobenzene	<	0.5		ug/L	
OU7	W-830-20	3/2/21		Chloroethane	<	0.5		ug/L	
OU7	W-830-20	3/2/21		Chloroform	<	0.5		ug/L	
OU7	W-830-20	3/2/21		Chloromethane	<	0.5		ug/L	
OU7	W-830-20	3/2/21		cis-1,2-Dichloroethene		0.53		ug/L	
OU7	W-830-20	3/2/21		cis-1,3-Dichloropropene	<	0.5		ug/L	
OU7	W-830-20	3/2/21		Dibromochloromethane	<	0.5		ug/L	
OU7	W-830-20	3/2/21		Dichlorodifluoromethane	<	0.5		ug/L	
OU7	W-830-20	3/2/21		Methylene chloride	<	1		ug/L	
OU7	W-830-20	3/2/21		Tetrachloroethene	<	0.5		ug/L	
OU7	W-830-20	3/2/21		trans-1,2-Dichloroethene	<	0.5		ug/L	
OU7	W-830-20	3/2/21		trans-1,3-Dichloropropene	<	0.5		ug/L	
OU7	W-830-20	3/2/21		Trichloroethene		0.61		ug/L	
OU7	W-830-20	3/2/21		Trichlorofluoromethane	<	0.5		ug/L	
OU7	W-830-20	3/2/21		Trichlorotrifluoroethane	<	0.5		ug/L	
OU7	W-830-20	3/2/21		Vinyl chloride	<	0.5		ug/L	
OU7	W-830-20	3/2/21		Field Oxidation Potential (Eh)		-150		mVolts	
OU7	W-830-20	3/2/21		Field pH		7.92		Units	
OU7	W-830-20	3/2/21		Field Specific Conductance		1980		umhos/cm	
OU7	W-830-20	3/2/21		Field Temperature		19.6		Degrees C	
OU7	W-830-20	9/1/21		1,1-Dichloroethane	<	0.5		ug/L	
OU7	W-830-20	9/1/21		1,1-Dichloroethene	<	0.5		ug/L	
OU7	W-830-20	9/1/21		1,1,1-Trichloroethane	<	0.5		ug/L	
OU7	W-830-20	9/1/21		1,1,2-Trichloroethane	<	0.5		ug/L	
OU7	W-830-20	9/1/21		1,1,2,2-Tetrachloroethane	<	0.5		ug/L	
OU7	W-830-20	9/1/21		1,2-Dichlorobenzene	<	0.5		ug/L	
OU7	W-830-20	9/1/21		1,2-Dichloroethane	<	0.5		ug/L	
OU7	W-830-20	9/1/21		1,2-Dichloroethene (total)	<	1		ug/L	
OU7	W-830-20	9/1/21		1,2-Dichloropropane	<	0.5		ug/L	
OU7	W-830-20	9/1/21		1,3-Dichlorobenzene	<	0.5		ug/L	
OU7	W-830-20	9/1/21		1,4-Dichlorobenzene	<	0.5		ug/L	
OU7	W-830-20	9/1/21		2-Chloroethylvinylether	<	10		ug/L	
OU7	W-830-20	9/1/21		Bromodichloromethane	<	0.5		ug/L	

Attachment 1. Table 1. Groundwater analytical data, Site 300, 2021.

OU	Location	Date	Sample Type	Parameter	LOS Indicator	Result	Error	Units	QA Flag
OU7	W-830-20	9/1/21		Bromoform	<	0.5		ug/L	
OU7	W-830-20	9/1/21		Bromomethane	<	1		ug/L	
OU7	W-830-20	9/1/21		Carbon tetrachloride	<	0.5		ug/L	
OU7	W-830-20	9/1/21		Chlorobenzene	<	0.5		ug/L	
OU7	W-830-20	9/1/21		Chloroethane	<	0.5		ug/L	
OU7	W-830-20	9/1/21		Chloroform	<	0.5		ug/L	
OU7	W-830-20	9/1/21		Chloromethane	<	0.5		ug/L	
OU7	W-830-20	9/1/21		cis-1,2-Dichloroethene		0.59		ug/L	
OU7	W-830-20	9/1/21		cis-1,3-Dichloropropene	<	0.5		ug/L	
OU7	W-830-20	9/1/21		Dibromochloromethane	<	0.5		ug/L	
OU7	W-830-20	9/1/21		Dichlorodifluoromethane	<	0.5		ug/L	
OU7	W-830-20	9/1/21		Methylene chloride	<	1		ug/L	
OU7	W-830-20	9/1/21		Tetrachloroethene	<	0.5		ug/L	
OU7	W-830-20	9/1/21		trans-1,2-Dichloroethene	<	0.5		ug/L	
OU7	W-830-20	9/1/21		trans-1,3-Dichloropropene	<	0.5		ug/L	
OU7	W-830-20	9/1/21		Trichloroethene		0.77		ug/L	
OU7	W-830-20	9/1/21		Trichlorofluoromethane	<	0.5		ug/L	
OU7	W-830-20	9/1/21		Trichlorotrifluoroethane	<	0.5		ug/L	
OU7	W-830-20	9/1/21		Vinyl chloride	<	0.5		ug/L	
OU7	W-830-20	9/1/21		Field Oxidation Potential (Eh)		-135		mVolts	
OU7	W-830-20	9/1/21		Field pH		7.63		Units	
OU7	W-830-20	9/1/21		Field Specific Conductance		1932		umhos/cm	
OU7	W-830-20	9/1/21		Field Temperature		21.9		Degrees C	
OU7	W-830-21	2/25/21		Nitrate (as NO3)		39		mg/L	D
OU7	W-830-21	2/25/21		Perchlorate	<	4		ug/L	
OU7	W-830-21	2/25/21		1,1-Dichloroethane	<	0.5		ug/L	
OU7	W-830-21	2/25/21		1,1-Dichloroethene	<	0.5		ug/L	
OU7	W-830-21	2/25/21		1,1,1-Trichloroethane	<	0.5		ug/L	
OU7	W-830-21	2/25/21		1,1,2-Trichloroethane	<	0.5		ug/L	
OU7	W-830-21	2/25/21		1,1,2,2-Tetrachloroethane	<	0.5		ug/L	
OU7	W-830-21	2/25/21		1,2-Dichlorobenzene	<	0.5		ug/L	
OU7	W-830-21	2/25/21		1,2-Dichloroethane	<	0.5		ug/L	
OU7	W-830-21	2/25/21		1,2-Dichloroethene (total)	<	1		ug/L	
OU7	W-830-21	2/25/21		1,2-Dichloropropane	<	0.5		ug/L	
OU7	W-830-21	2/25/21		1,3-Dichlorobenzene	<	0.5		ug/L	
OU7	W-830-21	2/25/21		1,4-Dichlorobenzene	<	0.5		ug/L	
OU7	W-830-21	2/25/21		2-Chloroethylvinylether	<	1		ug/L	
OU7	W-830-21	2/25/21		Bromodichloromethane	<	0.5		ug/L	
OU7	W-830-21	2/25/21		Bromoform	<	0.5		ug/L	
OU7	W-830-21	2/25/21		Bromomethane	<	0.5		ug/L	
OU7	W-830-21	2/25/21		Carbon tetrachloride	<	0.5		ug/L	
OU7	W-830-21	2/25/21		Chlorobenzene	<	0.5		ug/L	
OU7	W-830-21	2/25/21		Chloroethane	<	0.5		ug/L	
OU7	W-830-21	2/25/21		Chloroform	<	0.5		ug/L	
OU7	W-830-21	2/25/21		Chloromethane	<	0.5		ug/L	
OU7	W-830-21	2/25/21		cis-1,2-Dichloroethene	<	0.5		ug/L	
OU7	W-830-21	2/25/21		cis-1,3-Dichloropropene	<	0.5		ug/L	
OU7	W-830-21	2/25/21		Dibromochloromethane	<	0.5		ug/L	
OU7	W-830-21	2/25/21		Dichlorodifluoromethane	<	0.5		ug/L	
OU7	W-830-21	2/25/21		Methylene chloride	<	0.5		ug/L	
OU7	W-830-21	2/25/21		Tetrachloroethene	<	0.5		ug/L	
OU7	W-830-21	2/25/21		trans-1,2-Dichloroethene	<	0.5		ug/L	
OU7	W-830-21	2/25/21		trans-1,3-Dichloropropene	<	0.5		ug/L	
OU7	W-830-21	2/25/21		Trichloroethene		59		ug/L	
OU7	W-830-21	2/25/21		Trichlorofluoromethane	<	0.5		ug/L	
OU7	W-830-21	2/25/21		Trichlorotrifluoroethane	<	0.5		ug/L	
OU7	W-830-21	2/25/21		Vinyl chloride	<	0.5		ug/L	
OU7	W-830-21	2/25/21		Field Oxidation Potential (Eh)		223		mVolts	
OU7	W-830-21	2/25/21		Field pH		7.33		Units	
OU7	W-830-21	2/25/21		Field Specific Conductance		2292		umhos/cm	
OU7	W-830-21	2/25/21		Field Temperature		19.6		Degrees C	
OU7	W-830-22	2/23/21		Nitrate (as NO3)		1.4		mg/L	D
OU7	W-830-22	2/23/21		Perchlorate	<	4		ug/L	
OU7	W-830-22	2/23/21		1,1-Dichloroethane	<	0.5		ug/L	
OU7	W-830-22	2/23/21		1,1-Dichloroethene	<	0.5		ug/L	
OU7	W-830-22	2/23/21		1,1,1-Trichloroethane	<	0.5		ug/L	

Attachment 1. Table 1. Groundwater analytical data, Site 300, 2021.

OU	Location	Date	Sample Type	Parameter	LOS Indicator	Result	Error	Units	QA Flag
OU7	W-830-22	2/23/21		1,1,2-Trichloroethane	<	0.5		ug/L	
OU7	W-830-22	2/23/21		1,1,2,2-Tetrachloroethane	<	0.5		ug/L	
OU7	W-830-22	2/23/21		1,2-Dichlorobenzene	<	0.5		ug/L	
OU7	W-830-22	2/23/21		1,2-Dichloroethane	<	0.5		ug/L	
OU7	W-830-22	2/23/21		1,2-Dichloroethene (total)		9.5		ug/L	
OU7	W-830-22	2/23/21		1,2-Dichloropropane	<	0.5		ug/L	
OU7	W-830-22	2/23/21		1,3-Dichlorobenzene	<	0.5		ug/L	
OU7	W-830-22	2/23/21		1,4-Dichlorobenzene	<	0.5		ug/L	
OU7	W-830-22	2/23/21		2-Chloroethylvinylether	<	10		ug/L	
OU7	W-830-22	2/23/21		Bromodichloromethane	<	0.5		ug/L	
OU7	W-830-22	2/23/21		Bromoform	<	0.5		ug/L	
OU7	W-830-22	2/23/21		Bromomethane	<	1		ug/L	
OU7	W-830-22	2/23/21		Carbon tetrachloride	<	0.5		ug/L	
OU7	W-830-22	2/23/21		Chlorobenzene	<	0.5		ug/L	
OU7	W-830-22	2/23/21		Chloroethane	<	0.5		ug/L	
OU7	W-830-22	2/23/21		Chloroform	<	0.5		ug/L	
OU7	W-830-22	2/23/21		Chloromethane	<	0.5		ug/L	
OU7	W-830-22	2/23/21		cis-1,2-Dichloroethene		2.2		ug/L	
OU7	W-830-22	2/23/21		cis-1,3-Dichloropropene	<	0.5		ug/L	
OU7	W-830-22	2/23/21		Dibromochloromethane	<	0.5		ug/L	
OU7	W-830-22	2/23/21		Dichlorodifluoromethane	<	0.5		ug/L	
OU7	W-830-22	2/23/21		Methylene chloride	<	1		ug/L	
OU7	W-830-22	2/23/21		Tetrachloroethene	<	0.5		ug/L	
OU7	W-830-22	2/23/21		trans-1,2-Dichloroethene		7.3		ug/L	
OU7	W-830-22	2/23/21		trans-1,3-Dichloropropene	<	0.5		ug/L	
OU7	W-830-22	2/23/21		Trichloroethene		88		ug/L	
OU7	W-830-22	2/23/21		Trichlorofluoromethane	<	0.5		ug/L	
OU7	W-830-22	2/23/21		Trichlorotrifluoroethane	<	0.5		ug/L	
OU7	W-830-22	2/23/21		Vinyl chloride	<	0.5		ug/L	
OU7	W-830-22	2/23/21		Field Oxidation Potential (Eh)		-283		mVolts	
OU7	W-830-22	2/23/21		Field pH		7.85		Units	
OU7	W-830-22	2/23/21		Field Specific Conductance		1791		umhos/cm	
OU7	W-830-22	2/23/21		Field Temperature		20		Degrees C	
OU7	W-830-2213	3/1/21		Nitrate (as NO3)		38		mg/L	D
OU7	W-830-2213	3/1/21		Perchlorate	<	4		ug/L	
OU7	W-830-2213	3/1/21		1,1-Dichloroethane	<	0.5		ug/L	
OU7	W-830-2213	3/1/21		1,1-Dichloroethene	<	0.5		ug/L	
OU7	W-830-2213	3/1/21		1,1,1-Trichloroethane	<	0.5		ug/L	
OU7	W-830-2213	3/1/21		1,1,2-Trichloroethane	<	0.5		ug/L	
OU7	W-830-2213	3/1/21		1,1,2,2-Tetrachloroethane	<	0.5		ug/L	
OU7	W-830-2213	3/1/21		1,2-Dichlorobenzene	<	0.5		ug/L	
OU7	W-830-2213	3/1/21		1,2-Dichloroethane	<	0.5		ug/L	
OU7	W-830-2213	3/1/21		1,2-Dichloroethene (total)	<	1		ug/L	
OU7	W-830-2213	3/1/21		1,2-Dichloropropane	<	0.5		ug/L	
OU7	W-830-2213	3/1/21		1,3-Dichlorobenzene	<	0.5		ug/L	
OU7	W-830-2213	3/1/21		1,4-Dichlorobenzene	<	0.5		ug/L	
OU7	W-830-2213	3/1/21		2-Chloroethylvinylether	<	1		ug/L	
OU7	W-830-2213	3/1/21		Bromodichloromethane	<	0.5		ug/L	
OU7	W-830-2213	3/1/21		Bromoform	<	0.5		ug/L	
OU7	W-830-2213	3/1/21		Bromomethane	<	0.5		ug/L	
OU7	W-830-2213	3/1/21		Carbon tetrachloride	<	0.5		ug/L	
OU7	W-830-2213	3/1/21		Chlorobenzene	<	0.5		ug/L	
OU7	W-830-2213	3/1/21		Chloroethane	<	0.5		ug/L	
OU7	W-830-2213	3/1/21		Chloroform	<	0.5		ug/L	
OU7	W-830-2213	3/1/21		Chloromethane	<	0.5		ug/L	
OU7	W-830-2213	3/1/21		cis-1,2-Dichloroethene	<	0.5		ug/L	
OU7	W-830-2213	3/1/21		cis-1,3-Dichloropropene	<	0.5		ug/L	
OU7	W-830-2213	3/1/21		Dibromochloromethane	<	0.5		ug/L	
OU7	W-830-2213	3/1/21		Dichlorodifluoromethane	<	0.5		ug/L	
OU7	W-830-2213	3/1/21		Methylene chloride	<	0.5		ug/L	
OU7	W-830-2213	3/1/21		Tetrachloroethene	<	0.5		ug/L	
OU7	W-830-2213	3/1/21		trans-1,2-Dichloroethene	<	0.5		ug/L	
OU7	W-830-2213	3/1/21		trans-1,3-Dichloropropene	<	0.5		ug/L	
OU7	W-830-2213	3/1/21		Trichloroethene		69		ug/L	
OU7	W-830-2213	3/1/21		Trichlorofluoromethane	<	0.5		ug/L	
OU7	W-830-2213	3/1/21		Trichlorotrifluoroethane	<	0.5		ug/L	

Attachment 1. Table 1. Groundwater analytical data, Site 300, 2021.

OU	Location	Date	Sample Type	Parameter	LOS Indicator	Result	Error	Units	QA Flag
OU7	W-830-2213	3/1/21		Vinyl chloride	<	0.5		ug/L	
OU7	W-830-2213	3/1/21		Field Oxidation Potential (Eh)		106		mVolts	
OU7	W-830-2213	3/1/21		Field pH		7.5		Units	
OU7	W-830-2213	3/1/21		Field Specific Conductance		2133		umhos/cm	
OU7	W-830-2213	3/1/21		Field Temperature		19.9		Degrees C	
OU7	W-830-2214	3/17/21		Nitrate (as NO3)		82		mg/L	D
OU7	W-830-2214	3/17/21		Perchlorate		4.4		ug/L	
OU7	W-830-2214	3/17/21		1,1-Dichloroethane	<	0.5		ug/L	
OU7	W-830-2214	3/17/21		1,1-Dichloroethene	<	0.5		ug/L	
OU7	W-830-2214	3/17/21		1,1,1-Trichloroethane	<	0.5		ug/L	
OU7	W-830-2214	3/17/21		1,1,2-Trichloroethane	<	0.5		ug/L	
OU7	W-830-2214	3/17/21		1,1,2,2-Tetrachloroethane	<	0.5		ug/L	
OU7	W-830-2214	3/17/21		1,2-Dichlorobenzene	<	0.5		ug/L	
OU7	W-830-2214	3/17/21		1,2-Dichloroethane	<	0.5		ug/L	
OU7	W-830-2214	3/17/21		1,2-Dichloroethene (total)	<	1		ug/L	
OU7	W-830-2214	3/17/21		1,2-Dichloropropane	<	0.5		ug/L	
OU7	W-830-2214	3/17/21		1,3-Dichlorobenzene	<	0.5		ug/L	
OU7	W-830-2214	3/17/21		1,4-Dichlorobenzene	<	0.5		ug/L	
OU7	W-830-2214	3/17/21		2-Chloroethylvinylether	<	10		ug/L	
OU7	W-830-2214	3/17/21		Bromodichloromethane	<	0.5		ug/L	
OU7	W-830-2214	3/17/21		Bromoform	<	0.5		ug/L	
OU7	W-830-2214	3/17/21		Bromomethane	<	1		ug/L	
OU7	W-830-2214	3/17/21		Carbon tetrachloride	<	0.5		ug/L	
OU7	W-830-2214	3/17/21		Chlorobenzene	<	0.5		ug/L	
OU7	W-830-2214	3/17/21		Chloroethane	<	0.5		ug/L	
OU7	W-830-2214	3/17/21		Chloroform		0.55		ug/L	
OU7	W-830-2214	3/17/21		Chloromethane	<	0.5		ug/L	
OU7	W-830-2214	3/17/21		cis-1,2-Dichloroethene		0.96		ug/L	
OU7	W-830-2214	3/17/21		cis-1,3-Dichloropropene	<	0.5		ug/L	
OU7	W-830-2214	3/17/21		Dibromochloromethane	<	0.5		ug/L	
OU7	W-830-2214	3/17/21		Dichlorodifluoromethane	<	0.5		ug/L	
OU7	W-830-2214	3/17/21		Methylene chloride	<	1		ug/L	
OU7	W-830-2214	3/17/21		Tetrachloroethene		0.96		ug/L	
OU7	W-830-2214	3/17/21		trans-1,2-Dichloroethene	<	0.5		ug/L	
OU7	W-830-2214	3/17/21		trans-1,3-Dichloropropene	<	0.5		ug/L	
OU7	W-830-2214	3/17/21		Trichloroethene		880		ug/L	D
OU7	W-830-2214	3/17/21		Trichlorofluoromethane	<	0.5		ug/L	
OU7	W-830-2214	3/17/21		Trichlorotrifluoroethane	<	0.5		ug/L	
OU7	W-830-2214	3/17/21		Vinyl chloride	<	0.5		ug/L	
OU7	W-830-2214	4/7/21		1,1-Dichloroethane	<	0.5		ug/L	
OU7	W-830-2214	4/7/21		1,1-Dichloroethene	<	0.5		ug/L	
OU7	W-830-2214	4/7/21		1,1,1-Trichloroethane	<	0.5		ug/L	
OU7	W-830-2214	4/7/21		1,1,2-Trichloroethane	<	0.5		ug/L	
OU7	W-830-2214	4/7/21		1,1,2,2-Tetrachloroethane	<	0.5		ug/L	
OU7	W-830-2214	4/7/21		1,2-Dichlorobenzene	<	0.5		ug/L	
OU7	W-830-2214	4/7/21		1,2-Dichloroethane	<	0.5		ug/L	
OU7	W-830-2214	4/7/21		1,2-Dichloroethene (total)	<	1		ug/L	
OU7	W-830-2214	4/7/21		1,2-Dichloropropane	<	0.5		ug/L	
OU7	W-830-2214	4/7/21		1,3-Dichlorobenzene	<	0.5		ug/L	
OU7	W-830-2214	4/7/21		1,4-Dichlorobenzene	<	0.5		ug/L	
OU7	W-830-2214	4/7/21		2-Chloroethylvinylether	<	10		ug/L	
OU7	W-830-2214	4/7/21		Bromodichloromethane	<	0.5		ug/L	
OU7	W-830-2214	4/7/21		Bromoform	<	0.5		ug/L	
OU7	W-830-2214	4/7/21		Bromomethane	<	1		ug/L	
OU7	W-830-2214	4/7/21		Carbon tetrachloride	<	0.5		ug/L	
OU7	W-830-2214	4/7/21		Chlorobenzene	<	0.5		ug/L	
OU7	W-830-2214	4/7/21		Chloroethane	<	0.5		ug/L	
OU7	W-830-2214	4/7/21		Chloroform		0.57		ug/L	
OU7	W-830-2214	4/7/21		Chloromethane	<	0.5		ug/L	
OU7	W-830-2214	4/7/21		cis-1,2-Dichloroethene		0.76		ug/L	
OU7	W-830-2214	4/7/21		cis-1,3-Dichloropropene	<	0.5		ug/L	
OU7	W-830-2214	4/7/21		Dibromochloromethane	<	0.5		ug/L	
OU7	W-830-2214	4/7/21		Dichlorodifluoromethane	<	0.5		ug/L	
OU7	W-830-2214	4/7/21		Methylene chloride	<	1		ug/L	
OU7	W-830-2214	4/7/21		Tetrachloroethene		1.1		ug/L	
OU7	W-830-2214	4/7/21		trans-1,2-Dichloroethene	<	0.5		ug/L	

Attachment 1. Table 1. Groundwater analytical data, Site 300, 2021.

OU	Location	Date	Sample Type	Parameter	LOS Indicator	Result	Error	Units	QA Flag
OU7	W-830-2214	4/7/21		trans-1,3-Dichloropropene	<	0.5		ug/L	
OU7	W-830-2214	4/7/21		Trichloroethene		950		ug/L	D
OU7	W-830-2214	4/7/21		Trichlorofluoromethane	<	0.5		ug/L	
OU7	W-830-2214	4/7/21		Trichlorotrifluoroethane	<	0.5		ug/L	
OU7	W-830-2214	4/7/21		Vinyl chloride	<	0.5		ug/L	
OU7	W-830-2214	7/6/21		Nitrate (as NO3)		96		mg/L	D
OU7	W-830-2214	7/6/21		Perchlorate		4.6		ug/L	
OU7	W-830-2214	7/6/21		1,1-Dichloroethane	<	0.5		ug/L	
OU7	W-830-2214	7/6/21		1,1-Dichloroethene	<	0.5		ug/L	
OU7	W-830-2214	7/6/21		1,1,1-Trichloroethane	<	0.5		ug/L	
OU7	W-830-2214	7/6/21		1,1,2-Trichloroethane	<	0.5		ug/L	
OU7	W-830-2214	7/6/21		1,1,2,2-Tetrachloroethane	<	0.5		ug/L	
OU7	W-830-2214	7/6/21		1,2-Dichlorobenzene	<	0.5		ug/L	
OU7	W-830-2214	7/6/21		1,2-Dichloroethane	<	0.5		ug/L	
OU7	W-830-2214	7/6/21		1,2-Dichloroethene (total)		1.5		ug/L	
OU7	W-830-2214	7/6/21		1,2-Dichloropropane	<	0.5		ug/L	
OU7	W-830-2214	7/6/21		1,3-Dichlorobenzene	<	0.5		ug/L	
OU7	W-830-2214	7/6/21		1,4-Dichlorobenzene	<	0.5		ug/L	
OU7	W-830-2214	7/6/21		2-Chloroethylvinylether	<	10		ug/L	
OU7	W-830-2214	7/6/21		Bromodichloromethane	<	0.5		ug/L	
OU7	W-830-2214	7/6/21		Bromoform	<	0.5		ug/L	
OU7	W-830-2214	7/6/21		Bromomethane	<	1		ug/L	
OU7	W-830-2214	7/6/21		Carbon tetrachloride	<	0.5		ug/L	
OU7	W-830-2214	7/6/21		Chlorobenzene	<	0.5		ug/L	
OU7	W-830-2214	7/6/21		Chloroethane	<	0.5		ug/L	
OU7	W-830-2214	7/6/21		Chloroform		0.55		ug/L	
OU7	W-830-2214	7/6/21		Chloromethane	<	0.5		ug/L	
OU7	W-830-2214	7/6/21		cis-1,2-Dichloroethene		1.5		ug/L	
OU7	W-830-2214	7/6/21		cis-1,3-Dichloropropene	<	0.5		ug/L	
OU7	W-830-2214	7/6/21		Dibromochloromethane	<	0.5		ug/L	
OU7	W-830-2214	7/6/21		Dichlorodifluoromethane	<	0.5		ug/L	
OU7	W-830-2214	7/6/21		Methylene chloride	<	1		ug/L	
OU7	W-830-2214	7/6/21		Tetrachloroethene		1.2		ug/L	
OU7	W-830-2214	7/6/21		trans-1,2-Dichloroethene	<	0.5		ug/L	
OU7	W-830-2214	7/6/21		trans-1,3-Dichloropropene	<	0.5		ug/L	
OU7	W-830-2214	7/6/21		Trichloroethene		990		ug/L	D
OU7	W-830-2214	7/6/21		Trichlorofluoromethane	<	0.5		ug/L	
OU7	W-830-2214	7/6/21		Trichlorotrifluoroethane	<	0.5		ug/L	
OU7	W-830-2214	7/6/21		Vinyl chloride	<	0.5		ug/L	
OU7	W-830-2214	10/4/21		1,1-Dichloroethane	<	0.5		ug/L	
OU7	W-830-2214	10/4/21		1,1-Dichloroethene	<	0.5		ug/L	
OU7	W-830-2214	10/4/21		1,1,1-Trichloroethane	<	0.5		ug/L	
OU7	W-830-2214	10/4/21		1,1,2-Trichloroethane	<	0.5		ug/L	
OU7	W-830-2214	10/4/21		1,1,2,2-Tetrachloroethane	<	0.5		ug/L	
OU7	W-830-2214	10/4/21		1,2-Dichlorobenzene	<	0.5		ug/L	
OU7	W-830-2214	10/4/21		1,2-Dichloroethane	<	0.5		ug/L	
OU7	W-830-2214	10/4/21		1,2-Dichloroethene (total)		1.6		ug/L	
OU7	W-830-2214	10/4/21		1,2-Dichloropropane	<	0.5		ug/L	
OU7	W-830-2214	10/4/21		1,3-Dichlorobenzene	<	0.5		ug/L	
OU7	W-830-2214	10/4/21		1,4-Dichlorobenzene	<	0.5		ug/L	
OU7	W-830-2214	10/4/21		2-Chloroethylvinylether	<	10		ug/L	
OU7	W-830-2214	10/4/21		Bromodichloromethane	<	0.5		ug/L	
OU7	W-830-2214	10/4/21		Bromoform	<	0.5		ug/L	
OU7	W-830-2214	10/4/21		Bromomethane	<	1		ug/L	
OU7	W-830-2214	10/4/21		Carbon tetrachloride	<	0.5		ug/L	
OU7	W-830-2214	10/4/21		Chlorobenzene	<	0.5		ug/L	
OU7	W-830-2214	10/4/21		Chloroethane	<	0.5		ug/L	
OU7	W-830-2214	10/4/21		Chloroform		0.54		ug/L	
OU7	W-830-2214	10/4/21		Chloromethane	<	0.5		ug/L	
OU7	W-830-2214	10/4/21		cis-1,2-Dichloroethene		1.6		ug/L	
OU7	W-830-2214	10/4/21		cis-1,3-Dichloropropene	<	0.5		ug/L	
OU7	W-830-2214	10/4/21		Dibromochloromethane	<	0.5		ug/L	
OU7	W-830-2214	10/4/21		Dichlorodifluoromethane	<	0.5		ug/L	
OU7	W-830-2214	10/4/21		Methylene chloride	<	1		ug/L	
OU7	W-830-2214	10/4/21		Tetrachloroethene		1		ug/L	
OU7	W-830-2214	10/4/21		trans-1,2-Dichloroethene	<	0.5		ug/L	

Attachment 1. Table 1. Groundwater analytical data, Site 300, 2021.

OU	Location	Date	Sample Type	Parameter	LOS Indicator	Result	Error	Units	QA Flag
OU7	W-830-2214	10/4/21		trans-1,3-Dichloropropene	<	0.5		ug/L	
OU7	W-830-2214	10/4/21		Trichloroethene		1100		ug/L	D
OU7	W-830-2214	10/4/21		Trichlorofluoromethane	<	0.5		ug/L	
OU7	W-830-2214	10/4/21		Trichlorotrifluoroethane	<	0.5		ug/L	
OU7	W-830-2214	10/4/21		Vinyl chloride	<	0.5		ug/L	
OU7	W-830-2215	3/17/21		Nitrate (as NO3)	<	1		mg/L	D
OU7	W-830-2215	3/17/21		Perchlorate	<	4		ug/L	
OU7	W-830-2215	3/17/21		1,1-Dichloroethane	<	0.5		ug/L	
OU7	W-830-2215	3/17/21		1,1-Dichloroethene	<	0.5		ug/L	
OU7	W-830-2215	3/17/21		1,1,1-Trichloroethane	<	0.5		ug/L	
OU7	W-830-2215	3/17/21		1,1,2-Trichloroethane	<	0.5		ug/L	
OU7	W-830-2215	3/17/21		1,1,2,2-Tetrachloroethane	<	0.5		ug/L	
OU7	W-830-2215	3/17/21		1,2-Dichlorobenzene	<	0.5		ug/L	
OU7	W-830-2215	3/17/21		1,2-Dichloroethane	<	0.5		ug/L	
OU7	W-830-2215	3/17/21		1,2-Dichloroethene (total)	<	1		ug/L	
OU7	W-830-2215	3/17/21		1,2-Dichloropropane	<	0.5		ug/L	
OU7	W-830-2215	3/17/21		1,3-Dichlorobenzene	<	0.5		ug/L	
OU7	W-830-2215	3/17/21		1,4-Dichlorobenzene	<	0.5		ug/L	
OU7	W-830-2215	3/17/21		2-Chloroethylvinylether	<	10		ug/L	
OU7	W-830-2215	3/17/21		Bromodichloromethane	<	0.5		ug/L	
OU7	W-830-2215	3/17/21		Bromoform	<	0.5		ug/L	
OU7	W-830-2215	3/17/21		Bromomethane	<	1		ug/L	
OU7	W-830-2215	3/17/21		Carbon tetrachloride	<	0.5		ug/L	
OU7	W-830-2215	3/17/21		Chlorobenzene	<	0.5		ug/L	
OU7	W-830-2215	3/17/21		Chloroethane	<	0.5		ug/L	
OU7	W-830-2215	3/17/21		Chloroform	<	0.5		ug/L	
OU7	W-830-2215	3/17/21		Chloromethane	<	0.5		ug/L	
OU7	W-830-2215	3/17/21		cis-1,2-Dichloroethene	<	0.5		ug/L	
OU7	W-830-2215	3/17/21		cis-1,3-Dichloropropene	<	0.5		ug/L	
OU7	W-830-2215	3/17/21		Dibromochloromethane	<	0.5		ug/L	
OU7	W-830-2215	3/17/21		Dichlorodifluoromethane	<	0.5		ug/L	
OU7	W-830-2215	3/17/21		Methylene chloride	<	1		ug/L	
OU7	W-830-2215	3/17/21		Tetrachloroethene	<	0.5		ug/L	
OU7	W-830-2215	3/17/21		trans-1,2-Dichloroethene	<	0.5		ug/L	
OU7	W-830-2215	3/17/21		trans-1,3-Dichloropropene	<	0.5		ug/L	
OU7	W-830-2215	3/17/21		Trichloroethene		22		ug/L	
OU7	W-830-2215	3/17/21		Trichlorofluoromethane	<	0.5		ug/L	
OU7	W-830-2215	3/17/21		Trichlorotrifluoroethane	<	0.5		ug/L	
OU7	W-830-2215	3/17/21		Vinyl chloride	<	0.5		ug/L	
OU7	W-830-2215	4/7/21		1,1-Dichloroethane	<	0.5		ug/L	
OU7	W-830-2215	4/7/21		1,1-Dichloroethene	<	0.5		ug/L	
OU7	W-830-2215	4/7/21		1,1,1-Trichloroethane	<	0.5		ug/L	
OU7	W-830-2215	4/7/21		1,1,2-Trichloroethane	<	0.5		ug/L	
OU7	W-830-2215	4/7/21		1,1,2,2-Tetrachloroethane	<	0.5		ug/L	
OU7	W-830-2215	4/7/21		1,2-Dichlorobenzene	<	0.5		ug/L	
OU7	W-830-2215	4/7/21		1,2-Dichloroethane	<	0.5		ug/L	
OU7	W-830-2215	4/7/21		1,2-Dichloroethene (total)	<	1		ug/L	
OU7	W-830-2215	4/7/21		1,2-Dichloropropane	<	0.5		ug/L	
OU7	W-830-2215	4/7/21		1,3-Dichlorobenzene	<	0.5		ug/L	
OU7	W-830-2215	4/7/21		1,4-Dichlorobenzene	<	0.5		ug/L	
OU7	W-830-2215	4/7/21		2-Chloroethylvinylether	<	10		ug/L	
OU7	W-830-2215	4/7/21		Bromodichloromethane	<	0.5		ug/L	
OU7	W-830-2215	4/7/21		Bromoform	<	0.5		ug/L	
OU7	W-830-2215	4/7/21		Bromomethane	<	1		ug/L	
OU7	W-830-2215	4/7/21		Carbon tetrachloride	<	0.5		ug/L	
OU7	W-830-2215	4/7/21		Chlorobenzene	<	0.5		ug/L	
OU7	W-830-2215	4/7/21		Chloroethane	<	0.5		ug/L	
OU7	W-830-2215	4/7/21		Chloroform	<	0.5		ug/L	
OU7	W-830-2215	4/7/21		Chloromethane	<	0.5		ug/L	
OU7	W-830-2215	4/7/21		cis-1,2-Dichloroethene	<	0.5		ug/L	
OU7	W-830-2215	4/7/21		cis-1,3-Dichloropropene	<	0.5		ug/L	
OU7	W-830-2215	4/7/21		Dibromochloromethane	<	0.5		ug/L	
OU7	W-830-2215	4/7/21		Dichlorodifluoromethane	<	0.5		ug/L	
OU7	W-830-2215	4/7/21		Methylene chloride	<	1		ug/L	
OU7	W-830-2215	4/7/21		Tetrachloroethene	<	0.5		ug/L	
OU7	W-830-2215	4/7/21		trans-1,2-Dichloroethene	<	0.5		ug/L	

Attachment 1. Table 1. Groundwater analytical data, Site 300, 2021.

OU	Location	Date	Sample Type	Parameter	LOS Indicator	Result	Error	Units	QA Flag
OU7	W-830-2215	4/7/21		trans-1,3-Dichloropropene	<	0.5		ug/L	
OU7	W-830-2215	4/7/21		Trichloroethene		22		ug/L	
OU7	W-830-2215	4/7/21		Trichlorofluoromethane	<	0.5		ug/L	
OU7	W-830-2215	4/7/21		Trichlorotrifluoroethane	<	0.5		ug/L	
OU7	W-830-2215	4/7/21		Vinyl chloride	<	0.5		ug/L	
OU7	W-830-2215	7/6/21		Nitrate (as NO3)		4.5		mg/L	D
OU7	W-830-2215	7/6/21		Perchlorate	<	2		ug/L	
OU7	W-830-2215	7/6/21		1,1-Dichloroethane	<	0.5		ug/L	
OU7	W-830-2215	7/6/21		1,1-Dichloroethene	<	0.5		ug/L	
OU7	W-830-2215	7/6/21		1,1,1-Trichloroethane	<	0.5		ug/L	
OU7	W-830-2215	7/6/21		1,1,2-Trichloroethane	<	0.5		ug/L	
OU7	W-830-2215	7/6/21		1,1,2,2-Tetrachloroethane	<	0.5		ug/L	
OU7	W-830-2215	7/6/21		1,2-Dichlorobenzene	<	0.5		ug/L	
OU7	W-830-2215	7/6/21		1,2-Dichloroethane	<	0.5		ug/L	
OU7	W-830-2215	7/6/21		1,2-Dichloroethene (total)	<	1		ug/L	
OU7	W-830-2215	7/6/21		1,2-Dichloropropane	<	0.5		ug/L	
OU7	W-830-2215	7/6/21		1,3-Dichlorobenzene	<	0.5		ug/L	
OU7	W-830-2215	7/6/21		1,4-Dichlorobenzene	<	0.5		ug/L	
OU7	W-830-2215	7/6/21		2-Chloroethylvinylether	<	10		ug/L	
OU7	W-830-2215	7/6/21		Bromodichloromethane	<	0.5		ug/L	
OU7	W-830-2215	7/6/21		Bromoform	<	0.5		ug/L	
OU7	W-830-2215	7/6/21		Bromomethane	<	1		ug/L	
OU7	W-830-2215	7/6/21		Carbon tetrachloride	<	0.5		ug/L	
OU7	W-830-2215	7/6/21		Chlorobenzene	<	0.5		ug/L	
OU7	W-830-2215	7/6/21		Chloroethane	<	0.5		ug/L	
OU7	W-830-2215	7/6/21		Chloroform	<	0.5		ug/L	
OU7	W-830-2215	7/6/21		Chloromethane	<	0.5		ug/L	
OU7	W-830-2215	7/6/21		cis-1,2-Dichloroethene	<	0.5		ug/L	
OU7	W-830-2215	7/6/21		cis-1,3-Dichloropropene	<	0.5		ug/L	
OU7	W-830-2215	7/6/21		Dibromochloromethane	<	0.5		ug/L	
OU7	W-830-2215	7/6/21		Dichlorodifluoromethane	<	0.5		ug/L	
OU7	W-830-2215	7/6/21		Methylene chloride	<	1		ug/L	
OU7	W-830-2215	7/6/21		Tetrachloroethene	<	0.5		ug/L	
OU7	W-830-2215	7/6/21		trans-1,2-Dichloroethene	<	0.5		ug/L	
OU7	W-830-2215	7/6/21		trans-1,3-Dichloropropene	<	0.5		ug/L	
OU7	W-830-2215	7/6/21		Trichloroethene		26		ug/L	
OU7	W-830-2215	7/6/21		Trichlorofluoromethane	<	0.5		ug/L	
OU7	W-830-2215	7/6/21		Trichlorotrifluoroethane	<	0.5		ug/L	
OU7	W-830-2215	7/6/21		Vinyl chloride	<	0.5		ug/L	
OU7	W-830-2215	10/4/21		1,1-Dichloroethane	<	0.5		ug/L	
OU7	W-830-2215	10/4/21		1,1-Dichloroethene	<	0.5		ug/L	
OU7	W-830-2215	10/4/21		1,1,1-Trichloroethane	<	0.5		ug/L	
OU7	W-830-2215	10/4/21		1,1,2-Trichloroethane	<	0.5		ug/L	
OU7	W-830-2215	10/4/21		1,1,2,2-Tetrachloroethane	<	0.5		ug/L	
OU7	W-830-2215	10/4/21		1,2-Dichlorobenzene	<	0.5		ug/L	
OU7	W-830-2215	10/4/21		1,2-Dichloroethane	<	0.5		ug/L	
OU7	W-830-2215	10/4/21		1,2-Dichloroethene (total)	<	1		ug/L	
OU7	W-830-2215	10/4/21		1,2-Dichloropropane	<	0.5		ug/L	
OU7	W-830-2215	10/4/21		1,3-Dichlorobenzene	<	0.5		ug/L	
OU7	W-830-2215	10/4/21		1,4-Dichlorobenzene	<	0.5		ug/L	
OU7	W-830-2215	10/4/21		2-Chloroethylvinylether	<	10		ug/L	
OU7	W-830-2215	10/4/21		Bromodichloromethane	<	0.5		ug/L	
OU7	W-830-2215	10/4/21		Bromoform	<	0.5		ug/L	
OU7	W-830-2215	10/4/21		Bromomethane	<	1		ug/L	
OU7	W-830-2215	10/4/21		Carbon tetrachloride	<	0.5		ug/L	
OU7	W-830-2215	10/4/21		Chlorobenzene	<	0.5		ug/L	
OU7	W-830-2215	10/4/21		Chloroethane	<	0.5		ug/L	
OU7	W-830-2215	10/4/21		Chloroform	<	0.5		ug/L	
OU7	W-830-2215	10/4/21		Chloromethane	<	0.5		ug/L	
OU7	W-830-2215	10/4/21		cis-1,2-Dichloroethene	<	0.5		ug/L	
OU7	W-830-2215	10/4/21		cis-1,3-Dichloropropene	<	0.5		ug/L	
OU7	W-830-2215	10/4/21		Dibromochloromethane	<	0.5		ug/L	
OU7	W-830-2215	10/4/21		Dichlorodifluoromethane	<	0.5		ug/L	
OU7	W-830-2215	10/4/21		Methylene chloride	<	1		ug/L	
OU7	W-830-2215	10/4/21		Tetrachloroethene	<	0.5		ug/L	
OU7	W-830-2215	10/4/21		trans-1,2-Dichloroethene	<	0.5		ug/L	

Attachment 1. Table 1. Groundwater analytical data, Site 300, 2021.

OU	Location	Date	Sample Type	Parameter	LOS Indicator	Result	Error	Units	QA Flag
OU7	W-830-2215	10/4/21		trans-1,3-Dichloropropene	<	0.5		ug/L	
OU7	W-830-2215	10/4/21		Trichloroethene		24		ug/L	
OU7	W-830-2215	10/4/21		Trichlorofluoromethane	<	0.5		ug/L	
OU7	W-830-2215	10/4/21		Trichlorotrifluoroethane	<	0.5		ug/L	
OU7	W-830-2215	10/4/21		Vinyl chloride	<	0.5		ug/L	
OU7	W-830-2216	3/17/21		Nitrate (as NO3)		55		mg/L	D
OU7	W-830-2216	3/17/21		Perchlorate	<	4		ug/L	
OU7	W-830-2216	3/17/21		1,1-Dichloroethane	<	0.5		ug/L	
OU7	W-830-2216	3/17/21		1,1-Dichloroethene	<	0.5		ug/L	
OU7	W-830-2216	3/17/21		1,1,1-Trichloroethane	<	0.5		ug/L	
OU7	W-830-2216	3/17/21		1,1,2-Trichloroethane	<	0.5		ug/L	
OU7	W-830-2216	3/17/21		1,1,2,2-Tetrachloroethane	<	0.5		ug/L	
OU7	W-830-2216	3/17/21		1,2-Dichlorobenzene	<	0.5		ug/L	
OU7	W-830-2216	3/17/21		1,2-Dichloroethane	<	0.5		ug/L	
OU7	W-830-2216	3/17/21		1,2-Dichloroethene (total)	<	1		ug/L	
OU7	W-830-2216	3/17/21		1,2-Dichloropropane	<	0.5		ug/L	
OU7	W-830-2216	3/17/21		1,3-Dichlorobenzene	<	0.5		ug/L	
OU7	W-830-2216	3/17/21		1,4-Dichlorobenzene	<	0.5		ug/L	
OU7	W-830-2216	3/17/21		2-Chloroethylvinylether	<	10		ug/L	
OU7	W-830-2216	3/17/21		Bromodichloromethane	<	0.5		ug/L	
OU7	W-830-2216	3/17/21		Bromoform	<	0.5		ug/L	
OU7	W-830-2216	3/17/21		Bromomethane	<	1		ug/L	
OU7	W-830-2216	3/17/21		Carbon tetrachloride	<	0.5		ug/L	
OU7	W-830-2216	3/17/21		Chlorobenzene	<	0.5		ug/L	
OU7	W-830-2216	3/17/21		Chloroethane	<	0.5		ug/L	
OU7	W-830-2216	3/17/21		Chloroform	<	0.5		ug/L	
OU7	W-830-2216	3/17/21		Chloromethane	<	0.5		ug/L	
OU7	W-830-2216	3/17/21		cis-1,2-Dichloroethene	<	0.5		ug/L	
OU7	W-830-2216	3/17/21		cis-1,3-Dichloropropene	<	0.5		ug/L	
OU7	W-830-2216	3/17/21		Dibromochloromethane	<	0.5		ug/L	
OU7	W-830-2216	3/17/21		Dichlorodifluoromethane	<	0.5		ug/L	
OU7	W-830-2216	3/17/21		Methylene chloride	<	1		ug/L	
OU7	W-830-2216	3/17/21		Tetrachloroethene	<	0.5		ug/L	
OU7	W-830-2216	3/17/21		trans-1,2-Dichloroethene	<	0.5		ug/L	
OU7	W-830-2216	3/17/21		trans-1,3-Dichloropropene	<	0.5		ug/L	
OU7	W-830-2216	3/17/21		Trichloroethene		4.7		ug/L	
OU7	W-830-2216	3/17/21		Trichlorofluoromethane	<	0.5		ug/L	
OU7	W-830-2216	3/17/21		Trichlorotrifluoroethane	<	0.5		ug/L	
OU7	W-830-2216	3/17/21		Vinyl chloride	<	0.5		ug/L	
OU7	W-830-2216	3/17/21		1,3-Dinitrobenzene	<	2		ug/L	
OU7	W-830-2216	3/17/21		1,3,5-Trinitrobenzene	<	2		ug/L	
OU7	W-830-2216	3/17/21		2-Amino-4,6-dinitrotoluene	<	2		ug/L	
OU7	W-830-2216	3/17/21		2-Nitrotoluene	<	2		ug/L	
OU7	W-830-2216	3/17/21		2,4-Dinitrotoluene	<	2		ug/L	
OU7	W-830-2216	3/17/21		2,6-Dinitrotoluene	<	2		ug/L	
OU7	W-830-2216	3/17/21		3-Nitrotoluene	<	2		ug/L	
OU7	W-830-2216	3/17/21		4-Amino-2,6-dinitrotoluene	<	2		ug/L	
OU7	W-830-2216	3/17/21		4-Nitrotoluene	<	2		ug/L	
OU7	W-830-2216	3/17/21		HMX	<	1		ug/L	
OU7	W-830-2216	3/17/21		Nitrobenzene	<	2		ug/L	
OU7	W-830-2216	3/17/21		RDX	<	1		ug/L	
OU7	W-830-2216	3/17/21		Tetryl	<	2		ug/L	
OU7	W-830-2216	3/17/21		TNT	<	2		ug/L	
OU7	W-830-2216	4/20/21		1,1-Dichloroethane	<	0.5		ug/L	
OU7	W-830-2216	4/20/21		1,1-Dichloroethene	<	0.5		ug/L	
OU7	W-830-2216	4/20/21		1,1,1-Trichloroethane	<	0.5		ug/L	
OU7	W-830-2216	4/20/21		1,1,2-Trichloroethane	<	0.5		ug/L	
OU7	W-830-2216	4/20/21		1,1,2,2-Tetrachloroethane	<	0.5		ug/L	
OU7	W-830-2216	4/20/21		1,2-Dichlorobenzene	<	0.5		ug/L	
OU7	W-830-2216	4/20/21		1,2-Dichloroethane	<	0.5		ug/L	
OU7	W-830-2216	4/20/21		1,2-Dichloroethene (total)	<	1		ug/L	
OU7	W-830-2216	4/20/21		1,2-Dichloropropane	<	0.5		ug/L	
OU7	W-830-2216	4/20/21		1,3-Dichlorobenzene	<	0.5		ug/L	
OU7	W-830-2216	4/20/21		1,4-Dichlorobenzene	<	0.5		ug/L	
OU7	W-830-2216	4/20/21		2-Chloroethylvinylether	<	10		ug/L	
OU7	W-830-2216	4/20/21		Bromodichloromethane	<	0.5		ug/L	

Attachment 1. Table 1. Groundwater analytical data, Site 300, 2021.

OU	Location	Date	Sample Type	Parameter	LOS Indicator	Result	Error	Units	QA Flag
OU7	W-830-2216	4/20/21		Bromoform	<	0.5		ug/L	
OU7	W-830-2216	4/20/21		Bromomethane	<	1		ug/L	
OU7	W-830-2216	4/20/21		Carbon tetrachloride	<	0.5		ug/L	
OU7	W-830-2216	4/20/21		Chlorobenzene	<	0.5		ug/L	
OU7	W-830-2216	4/20/21		Chloroethane	<	0.5		ug/L	
OU7	W-830-2216	4/20/21		Chloroform	<	0.5		ug/L	
OU7	W-830-2216	4/20/21		Chloromethane	<	0.5		ug/L	
OU7	W-830-2216	4/20/21		cis-1,2-Dichloroethene	<	0.5		ug/L	
OU7	W-830-2216	4/20/21		cis-1,3-Dichloropropene	<	0.5		ug/L	
OU7	W-830-2216	4/20/21		Dibromochloromethane	<	0.5		ug/L	
OU7	W-830-2216	4/20/21		Dichlorodifluoromethane	<	0.5		ug/L	
OU7	W-830-2216	4/20/21		Methylene chloride	<	1		ug/L	
OU7	W-830-2216	4/20/21		Tetrachloroethene	<	0.5		ug/L	
OU7	W-830-2216	4/20/21		trans-1,2-Dichloroethene	<	0.5		ug/L	
OU7	W-830-2216	4/20/21		trans-1,3-Dichloropropene	<	0.5		ug/L	
OU7	W-830-2216	4/20/21		Trichloroethene		4.1		ug/L	
OU7	W-830-2216	4/20/21		Trichlorofluoromethane	<	0.5		ug/L	
OU7	W-830-2216	4/20/21		Trichlorotrifluoroethane	<	0.5		ug/L	
OU7	W-830-2216	4/20/21		Vinyl chloride	<	0.5		ug/L	
OU7	W-830-2216	7/27/21		Nitrate (as NO3)		67		mg/L	D
OU7	W-830-2216	7/27/21		Perchlorate		3.9		ug/L	
OU7	W-830-2216	7/27/21		1,1-Dichloroethane	<	0.5		ug/L	
OU7	W-830-2216	7/27/21		1,1-Dichloroethene	<	0.5		ug/L	
OU7	W-830-2216	7/27/21		1,1,1-Trichloroethane	<	0.5		ug/L	
OU7	W-830-2216	7/27/21		1,1,2-Trichloroethane	<	0.5		ug/L	
OU7	W-830-2216	7/27/21		1,1,2,2-Tetrachloroethane	<	0.5		ug/L	
OU7	W-830-2216	7/27/21		1,2-Dichlorobenzene	<	0.5		ug/L	
OU7	W-830-2216	7/27/21		1,2-Dichloroethane	<	0.5		ug/L	
OU7	W-830-2216	7/27/21		1,2-Dichloroethene (total)	<	1		ug/L	
OU7	W-830-2216	7/27/21		1,2-Dichloropropane	<	0.5		ug/L	
OU7	W-830-2216	7/27/21		1,3-Dichlorobenzene	<	0.5		ug/L	
OU7	W-830-2216	7/27/21		1,4-Dichlorobenzene	<	0.5		ug/L	
OU7	W-830-2216	7/27/21		2-Chloroethylvinylether	<	10		ug/L	
OU7	W-830-2216	7/27/21		Bromodichloromethane	<	0.5		ug/L	
OU7	W-830-2216	7/27/21		Bromoform	<	0.5		ug/L	
OU7	W-830-2216	7/27/21		Bromomethane	<	1		ug/L	
OU7	W-830-2216	7/27/21		Carbon tetrachloride	<	0.5		ug/L	
OU7	W-830-2216	7/27/21		Chlorobenzene	<	0.5		ug/L	
OU7	W-830-2216	7/27/21		Chloroethane	<	0.5		ug/L	
OU7	W-830-2216	7/27/21		Chloroform	<	0.5		ug/L	
OU7	W-830-2216	7/27/21		Chloromethane	<	0.5		ug/L	
OU7	W-830-2216	7/27/21		cis-1,2-Dichloroethene	<	0.5		ug/L	
OU7	W-830-2216	7/27/21		cis-1,3-Dichloropropene	<	0.5		ug/L	
OU7	W-830-2216	7/27/21		Dibromochloromethane	<	0.5		ug/L	
OU7	W-830-2216	7/27/21		Dichlorodifluoromethane	<	0.5		ug/L	
OU7	W-830-2216	7/27/21		Methylene chloride	<	1		ug/L	
OU7	W-830-2216	7/27/21		Tetrachloroethene	<	0.5		ug/L	
OU7	W-830-2216	7/27/21		trans-1,2-Dichloroethene	<	0.5		ug/L	
OU7	W-830-2216	7/27/21		trans-1,3-Dichloropropene	<	0.5		ug/L	
OU7	W-830-2216	7/27/21		Trichloroethene		2.9		ug/L	
OU7	W-830-2216	7/27/21		Trichlorofluoromethane	<	0.5		ug/L	
OU7	W-830-2216	7/27/21		Trichlorotrifluoroethane	<	0.5		ug/L	
OU7	W-830-2216	7/27/21		Vinyl chloride	<	0.5		ug/L	
OU7	W-830-2216	10/5/21		1,1-Dichloroethane	<	0.5		ug/L	
OU7	W-830-2216	10/5/21		1,1-Dichloroethene	<	0.5		ug/L	
OU7	W-830-2216	10/5/21		1,1,1-Trichloroethane	<	0.5		ug/L	
OU7	W-830-2216	10/5/21		1,1,2-Trichloroethane	<	0.5		ug/L	
OU7	W-830-2216	10/5/21		1,1,2,2-Tetrachloroethane	<	0.5		ug/L	
OU7	W-830-2216	10/5/21		1,2-Dichlorobenzene	<	0.5		ug/L	
OU7	W-830-2216	10/5/21		1,2-Dichloroethane	<	0.5		ug/L	
OU7	W-830-2216	10/5/21		1,2-Dichloroethene (total)	<	1		ug/L	
OU7	W-830-2216	10/5/21		1,2-Dichloropropane	<	0.5		ug/L	
OU7	W-830-2216	10/5/21		1,3-Dichlorobenzene	<	0.5		ug/L	
OU7	W-830-2216	10/5/21		1,4-Dichlorobenzene	<	0.5		ug/L	
OU7	W-830-2216	10/5/21		2-Chloroethylvinylether	<	10		ug/L	
OU7	W-830-2216	10/5/21		Bromodichloromethane	<	0.5		ug/L	

Attachment 1. Table 1. Groundwater analytical data, Site 300, 2021.

OU	Location	Date	Sample Type	Parameter	LOS Indicator	Result	Error	Units	QA Flag
OU7	W-830-2216	10/5/21		Bromoform	<	0.5		ug/L	
OU7	W-830-2216	10/5/21		Bromomethane	<	1		ug/L	
OU7	W-830-2216	10/5/21		Carbon tetrachloride	<	0.5		ug/L	
OU7	W-830-2216	10/5/21		Chlorobenzene	<	0.5		ug/L	
OU7	W-830-2216	10/5/21		Chloroethane	<	0.5		ug/L	
OU7	W-830-2216	10/5/21		Chloroform	<	0.5		ug/L	
OU7	W-830-2216	10/5/21		Chloromethane	<	0.5		ug/L	
OU7	W-830-2216	10/5/21		cis-1,2-Dichloroethene	<	0.5		ug/L	
OU7	W-830-2216	10/5/21		cis-1,3-Dichloropropene	<	0.5		ug/L	
OU7	W-830-2216	10/5/21		Dibromochloromethane	<	0.5		ug/L	
OU7	W-830-2216	10/5/21		Dichlorodifluoromethane	<	0.5		ug/L	
OU7	W-830-2216	10/5/21		Methylene chloride	<	1		ug/L	
OU7	W-830-2216	10/5/21		Tetrachloroethene	<	0.5		ug/L	
OU7	W-830-2216	10/5/21		trans-1,2-Dichloroethene	<	0.5		ug/L	
OU7	W-830-2216	10/5/21		trans-1,3-Dichloropropene	<	0.5		ug/L	
OU7	W-830-2216	10/5/21		Trichloroethene		2.5		ug/L	
OU7	W-830-2216	10/5/21		Trichlorofluoromethane	<	0.5		ug/L	
OU7	W-830-2216	10/5/21		Trichlorotrifluoroethane	<	0.5		ug/L	
OU7	W-830-2216	10/5/21		Vinyl chloride	<	0.5		ug/L	
OU7	W-830-2311	3/2/21		Nitrate (as NO3)		69		mg/L	D
OU7	W-830-2311	3/2/21		Perchlorate		4.7		ug/L	
OU7	W-830-2311	3/2/21		1,1-Dichloroethane	<	0.5		ug/L	
OU7	W-830-2311	3/2/21		1,1-Dichloroethene	<	0.5		ug/L	
OU7	W-830-2311	3/2/21		1,1,1-Trichloroethane	<	0.5		ug/L	
OU7	W-830-2311	3/2/21		1,1,2-Trichloroethane	<	0.5		ug/L	
OU7	W-830-2311	3/2/21		1,1,2,2-Tetrachloroethane	<	0.5		ug/L	
OU7	W-830-2311	3/2/21		1,2-Dichlorobenzene	<	0.5		ug/L	
OU7	W-830-2311	3/2/21		1,2-Dichloroethane	<	0.5		ug/L	
OU7	W-830-2311	3/2/21		1,2-Dichloroethene (total)	<	1		ug/L	
OU7	W-830-2311	3/2/21		1,2-Dichloropropane	<	0.5		ug/L	
OU7	W-830-2311	3/2/21		1,3-Dichlorobenzene	<	0.5		ug/L	
OU7	W-830-2311	3/2/21		1,4-Dichlorobenzene	<	0.5		ug/L	
OU7	W-830-2311	3/2/21		2-Chloroethylvinylether	<	10		ug/L	
OU7	W-830-2311	3/2/21		Bromodichloromethane	<	0.5		ug/L	
OU7	W-830-2311	3/2/21		Bromoform	<	0.5		ug/L	
OU7	W-830-2311	3/2/21		Bromomethane	<	1		ug/L	
OU7	W-830-2311	3/2/21		Carbon tetrachloride	<	0.5		ug/L	
OU7	W-830-2311	3/2/21		Chlorobenzene	<	0.5		ug/L	
OU7	W-830-2311	3/2/21		Chloroethane	<	0.5		ug/L	
OU7	W-830-2311	3/2/21		Chloroform	<	0.5		ug/L	
OU7	W-830-2311	3/2/21		Chloromethane	<	0.5		ug/L	
OU7	W-830-2311	3/2/21		cis-1,2-Dichloroethene	<	0.5		ug/L	
OU7	W-830-2311	3/2/21		cis-1,3-Dichloropropene	<	0.5		ug/L	
OU7	W-830-2311	3/2/21		Dibromochloromethane	<	0.5		ug/L	
OU7	W-830-2311	3/2/21		Dichlorodifluoromethane	<	0.5		ug/L	
OU7	W-830-2311	3/2/21		Methylene chloride	<	1		ug/L	
OU7	W-830-2311	3/2/21		Tetrachloroethene	<	0.5		ug/L	
OU7	W-830-2311	3/2/21		trans-1,2-Dichloroethene	<	0.5		ug/L	
OU7	W-830-2311	3/2/21		trans-1,3-Dichloropropene	<	0.5		ug/L	
OU7	W-830-2311	3/2/21		Trichloroethene		28		ug/L	
OU7	W-830-2311	3/2/21		Trichlorofluoromethane	<	0.5		ug/L	
OU7	W-830-2311	3/2/21		Trichlorotrifluoroethane	<	0.5		ug/L	
OU7	W-830-2311	3/2/21		Vinyl chloride	<	0.5		ug/L	
OU7	W-830-2311	3/2/21		Field Oxidation Potential (Eh)		-154		mVolts	
OU7	W-830-2311	3/2/21		Field pH		7.62		Units	
OU7	W-830-2311	3/2/21		Field Specific Conductance		2080		umhos/cm	
OU7	W-830-2311	3/2/21		Field Temperature		18.6		Degrees C	
OU7	W-830-2311	3/2/21	DUP	Nitrate (as NO3)		69		mg/L	D
OU7	W-830-2311	3/2/21	DUP	Perchlorate		4.7		ug/L	
OU7	W-830-2311	3/2/21	DUP	1,1-Dichloroethane	<	0.5		ug/L	
OU7	W-830-2311	3/2/21	DUP	1,1-Dichloroethene	<	0.5		ug/L	
OU7	W-830-2311	3/2/21	DUP	1,1,1-Trichloroethane	<	0.5		ug/L	
OU7	W-830-2311	3/2/21	DUP	1,1,2-Trichloroethane	<	0.5		ug/L	
OU7	W-830-2311	3/2/21	DUP	1,1,2,2-Tetrachloroethane	<	0.5		ug/L	
OU7	W-830-2311	3/2/21	DUP	1,2-Dichlorobenzene	<	0.5		ug/L	
OU7	W-830-2311	3/2/21	DUP	1,2-Dichloroethane	<	0.5		ug/L	

Attachment 1. Table 1. Groundwater analytical data, Site 300, 2021.

OU	Location	Date	Sample Type	Parameter	LOS Indicator	Result	Error	Units	QA Flag
OU7	W-830-2311	3/2/21	DUP	1,2-Dichloroethene (total)	<	1		ug/L	
OU7	W-830-2311	3/2/21	DUP	1,2-Dichloropropane	<	0.5		ug/L	
OU7	W-830-2311	3/2/21	DUP	1,3-Dichlorobenzene	<	0.5		ug/L	
OU7	W-830-2311	3/2/21	DUP	1,4-Dichlorobenzene	<	0.5		ug/L	
OU7	W-830-2311	3/2/21	DUP	2-Chloroethylvinylether	<	10		ug/L	
OU7	W-830-2311	3/2/21	DUP	Bromodichloromethane	<	0.5		ug/L	
OU7	W-830-2311	3/2/21	DUP	Bromoform	<	0.5		ug/L	
OU7	W-830-2311	3/2/21	DUP	Bromomethane	<	1		ug/L	
OU7	W-830-2311	3/2/21	DUP	Carbon tetrachloride	<	0.5		ug/L	
OU7	W-830-2311	3/2/21	DUP	Chlorobenzene	<	0.5		ug/L	
OU7	W-830-2311	3/2/21	DUP	Chloroethane	<	0.5		ug/L	
OU7	W-830-2311	3/2/21	DUP	Chloroform	<	0.5		ug/L	
OU7	W-830-2311	3/2/21	DUP	Chloromethane	<	0.5		ug/L	
OU7	W-830-2311	3/2/21	DUP	cis-1,2-Dichloroethene	<	0.5		ug/L	
OU7	W-830-2311	3/2/21	DUP	cis-1,3-Dichloropropene	<	0.5		ug/L	
OU7	W-830-2311	3/2/21	DUP	Dibromochloromethane	<	0.5		ug/L	
OU7	W-830-2311	3/2/21	DUP	Dichlorodifluoromethane	<	0.5		ug/L	
OU7	W-830-2311	3/2/21	DUP	Methylene chloride	<	1		ug/L	
OU7	W-830-2311	3/2/21	DUP	Tetrachloroethene	<	0.5		ug/L	
OU7	W-830-2311	3/2/21	DUP	trans-1,2-Dichloroethene	<	0.5		ug/L	
OU7	W-830-2311	3/2/21	DUP	trans-1,3-Dichloropropene	<	0.5		ug/L	
OU7	W-830-2311	3/2/21	DUP	Trichloroethene		31		ug/L	
OU7	W-830-2311	3/2/21	DUP	Trichlorofluoromethane	<	0.5		ug/L	
OU7	W-830-2311	3/2/21	DUP	Trichlorotrifluoroethane	<	0.5		ug/L	
OU7	W-830-2311	3/2/21	DUP	Vinyl chloride	<	0.5		ug/L	
OU7	W-830-2311	9/16/21		1,1-Dichloroethane	<	0.5		ug/L	
OU7	W-830-2311	9/16/21		1,1-Dichloroethene	<	0.5		ug/L	
OU7	W-830-2311	9/16/21		1,1,1-Trichloroethane	<	0.5		ug/L	
OU7	W-830-2311	9/16/21		1,1,2-Trichloroethane	<	0.5		ug/L	
OU7	W-830-2311	9/16/21		1,1,2,2-Tetrachloroethane	<	0.5		ug/L	LO
OU7	W-830-2311	9/16/21		1,2-Dichlorobenzene	<	0.5		ug/L	
OU7	W-830-2311	9/16/21		1,2-Dichloroethane	<	0.5		ug/L	
OU7	W-830-2311	9/16/21		1,2-Dichloroethene (total)	<	1		ug/L	
OU7	W-830-2311	9/16/21		1,2-Dichloropropane	<	0.5		ug/L	
OU7	W-830-2311	9/16/21		1,3-Dichlorobenzene	<	0.5		ug/L	
OU7	W-830-2311	9/16/21		1,4-Dichlorobenzene	<	0.5		ug/L	
OU7	W-830-2311	9/16/21		2-Chloroethylvinylether	<	10		ug/L	
OU7	W-830-2311	9/16/21		Bromodichloromethane	<	0.5		ug/L	
OU7	W-830-2311	9/16/21		Bromoform	<	0.5		ug/L	
OU7	W-830-2311	9/16/21		Bromomethane	<	1		ug/L	
OU7	W-830-2311	9/16/21		Carbon tetrachloride	<	0.5		ug/L	
OU7	W-830-2311	9/16/21		Chlorobenzene	<	0.5		ug/L	
OU7	W-830-2311	9/16/21		Chloroethane	<	0.5		ug/L	
OU7	W-830-2311	9/16/21		Chloroform	<	0.5		ug/L	
OU7	W-830-2311	9/16/21		Chloromethane	<	0.5		ug/L	
OU7	W-830-2311	9/16/21		cis-1,2-Dichloroethene	<	0.5		ug/L	
OU7	W-830-2311	9/16/21		cis-1,3-Dichloropropene	<	0.5		ug/L	
OU7	W-830-2311	9/16/21		Dibromochloromethane	<	0.5		ug/L	
OU7	W-830-2311	9/16/21		Dichlorodifluoromethane	<	0.5		ug/L	
OU7	W-830-2311	9/16/21		Methylene chloride	<	1		ug/L	
OU7	W-830-2311	9/16/21		Tetrachloroethene	<	0.5		ug/L	
OU7	W-830-2311	9/16/21		trans-1,2-Dichloroethene	<	0.5		ug/L	
OU7	W-830-2311	9/16/21		trans-1,3-Dichloropropene	<	0.5		ug/L	
OU7	W-830-2311	9/16/21		Trichloroethene		30		ug/L	L
OU7	W-830-2311	9/16/21		Trichlorofluoromethane	<	0.5		ug/L	
OU7	W-830-2311	9/16/21		Trichlorotrifluoroethane	<	0.5		ug/L	
OU7	W-830-2311	9/16/21		Vinyl chloride	<	0.5		ug/L	
OU7	W-830-2311	9/16/21		Field Oxidation Potential (Eh)		16		mVolts	
OU7	W-830-2311	9/16/21		Field Oxidation Potential (Eh)		16		mVolts	
OU7	W-830-2311	9/16/21		Field pH		8.13		Units	
OU7	W-830-2311	9/16/21		Field pH		8.13		Units	
OU7	W-830-2311	9/16/21		Field Specific Conductance		2070		umhos/cm	
OU7	W-830-2311	9/16/21		Field Specific Conductance		2070		umhos/cm	
OU7	W-830-2311	9/16/21		Field Temperature		20.5		Degrees C	
OU7	W-830-2311	9/16/21		Field Temperature		20.5		Degrees C	
OU7	W-830-2311	9/16/21	DUP	1,1-Dichloroethane	<	0.5		ug/L	

Attachment 1. Table 1. Groundwater analytical data, Site 300, 2021.

OU	Location	Date	Sample Type	Parameter	LOS Indicator	Result	Error	Units	QA Flag
OU7	W-830-2311	9/16/21	DUP	1,1-Dichloroethene	<	0.5		ug/L	
OU7	W-830-2311	9/16/21	DUP	1,1,1-Trichloroethane	<	0.5		ug/L	
OU7	W-830-2311	9/16/21	DUP	1,1,2-Trichloroethane	<	0.5		ug/L	
OU7	W-830-2311	9/16/21	DUP	1,1,2,2-Tetrachloroethane	<	0.5		ug/L	
OU7	W-830-2311	9/16/21	DUP	1,2-Dichlorobenzene	<	0.5		ug/L	
OU7	W-830-2311	9/16/21	DUP	1,2-Dichloroethane	<	0.5		ug/L	
OU7	W-830-2311	9/16/21	DUP	1,2-Dichloroethene (total)	<	1		ug/L	
OU7	W-830-2311	9/16/21	DUP	1,2-Dichloropropane	<	0.5		ug/L	
OU7	W-830-2311	9/16/21	DUP	1,3-Dichlorobenzene	<	0.5		ug/L	
OU7	W-830-2311	9/16/21	DUP	1,4-Dichlorobenzene	<	0.5		ug/L	
OU7	W-830-2311	9/16/21	DUP	2-Chloroethylvinylether	<	1		ug/L	
OU7	W-830-2311	9/16/21	DUP	Bromodichloromethane	<	0.5		ug/L	
OU7	W-830-2311	9/16/21	DUP	Bromoform	<	0.5		ug/L	
OU7	W-830-2311	9/16/21	DUP	Bromomethane	<	0.5		ug/L	
OU7	W-830-2311	9/16/21	DUP	Carbon tetrachloride	<	0.5		ug/L	
OU7	W-830-2311	9/16/21	DUP	Chlorobenzene	<	0.5		ug/L	
OU7	W-830-2311	9/16/21	DUP	Chloroethane	<	0.5		ug/L	
OU7	W-830-2311	9/16/21	DUP	Chloroform	<	0.5		ug/L	
OU7	W-830-2311	9/16/21	DUP	Chloromethane	<	0.5		ug/L	
OU7	W-830-2311	9/16/21	DUP	cis-1,2-Dichloroethene		0.5		ug/L	
OU7	W-830-2311	9/16/21	DUP	cis-1,3-Dichloropropene	<	0.5		ug/L	
OU7	W-830-2311	9/16/21	DUP	Dibromochloromethane	<	0.5		ug/L	
OU7	W-830-2311	9/16/21	DUP	Dichlorodifluoromethane	<	0.5		ug/L	
OU7	W-830-2311	9/16/21	DUP	Methylene chloride	<	0.5		ug/L	
OU7	W-830-2311	9/16/21	DUP	Tetrachloroethene	<	0.5		ug/L	
OU7	W-830-2311	9/16/21	DUP	trans-1,2-Dichloroethene	<	0.5		ug/L	
OU7	W-830-2311	9/16/21	DUP	trans-1,3-Dichloropropene	<	0.5		ug/L	
OU7	W-830-2311	9/16/21	DUP	Trichloroethene		28		ug/L	
OU7	W-830-2311	9/16/21	DUP	Trichlorofluoromethane	<	0.5		ug/L	
OU7	W-830-2311	9/16/21	DUP	Trichlorotrifluoroethane	<	0.5		ug/L	
OU7	W-830-2311	9/16/21	DUP	Vinyl chloride	<	0.5		ug/L	
OU7	W-830-26	2/23/21		1,1-Dichloroethane	<	0.5		ug/L	
OU7	W-830-26	2/23/21		1,1-Dichloroethene	<	0.5		ug/L	
OU7	W-830-26	2/23/21		1,1,1-Trichloroethane	<	0.5		ug/L	
OU7	W-830-26	2/23/21		1,1,2-Trichloroethane	<	0.5		ug/L	
OU7	W-830-26	2/23/21		1,1,2,2-Tetrachloroethane	<	0.5		ug/L	
OU7	W-830-26	2/23/21		1,2-Dichlorobenzene	<	0.5		ug/L	
OU7	W-830-26	2/23/21		1,2-Dichloroethane	<	0.5		ug/L	
OU7	W-830-26	2/23/21		1,2-Dichloroethene (total)	<	1		ug/L	
OU7	W-830-26	2/23/21		1,2-Dichloropropane	<	0.5		ug/L	
OU7	W-830-26	2/23/21		1,3-Dichlorobenzene	<	0.5		ug/L	
OU7	W-830-26	2/23/21		1,4-Dichlorobenzene	<	0.5		ug/L	
OU7	W-830-26	2/23/21		2-Chloroethylvinylether	<	10		ug/L	
OU7	W-830-26	2/23/21		Bromodichloromethane	<	0.5		ug/L	
OU7	W-830-26	2/23/21		Bromoform	<	0.5		ug/L	
OU7	W-830-26	2/23/21		Bromomethane	<	1		ug/L	
OU7	W-830-26	2/23/21		Carbon tetrachloride	<	0.5		ug/L	
OU7	W-830-26	2/23/21		Chlorobenzene	<	0.5		ug/L	
OU7	W-830-26	2/23/21		Chloroethane	<	0.5		ug/L	
OU7	W-830-26	2/23/21		Chloroform	<	0.5		ug/L	
OU7	W-830-26	2/23/21		Chloromethane	<	0.5		ug/L	
OU7	W-830-26	2/23/21		cis-1,2-Dichloroethene	<	0.5		ug/L	
OU7	W-830-26	2/23/21		cis-1,3-Dichloropropene	<	0.5		ug/L	
OU7	W-830-26	2/23/21		Dibromochloromethane	<	0.5		ug/L	
OU7	W-830-26	2/23/21		Dichlorodifluoromethane	<	0.5		ug/L	
OU7	W-830-26	2/23/21		Methylene chloride	<	1		ug/L	
OU7	W-830-26	2/23/21		Tetrachloroethene	<	0.5		ug/L	
OU7	W-830-26	2/23/21		trans-1,2-Dichloroethene	<	0.5		ug/L	
OU7	W-830-26	2/23/21		trans-1,3-Dichloropropene	<	0.5		ug/L	
OU7	W-830-26	2/23/21		Trichloroethene		1.7		ug/L	
OU7	W-830-26	2/23/21		Trichlorofluoromethane	<	0.5		ug/L	
OU7	W-830-26	2/23/21		Trichlorotrifluoroethane	<	0.5		ug/L	
OU7	W-830-26	2/23/21		Vinyl chloride	<	0.5		ug/L	
OU7	W-830-26	2/23/21		Field Oxidation Potential (Eh)		127		mVolts	
OU7	W-830-26	2/23/21		Field pH		7.48		Units	
OU7	W-830-26	2/23/21		Field Specific Conductance		1977		umhos/cm	

Attachment 1. Table 1. Groundwater analytical data, Site 300, 2021.

OU	Location	Date	Sample Type	Parameter	LOS Indicator	Result	Error	Units	QA Flag
OU7	W-830-26	2/23/21		Field Temperature		20.4		Degrees C	
OU7	W-830-27	3/4/21		Nitrate (as NO3)		100		mg/L	D
OU7	W-830-27	3/4/21		Perchlorate		5.9		ug/L	
OU7	W-830-27	3/4/21		1,1-Dichloroethane	<	0.5		ug/L	
OU7	W-830-27	3/4/21		1,1-Dichloroethene	<	0.5		ug/L	
OU7	W-830-27	3/4/21		1,1,1-Trichloroethane	<	0.5		ug/L	
OU7	W-830-27	3/4/21		1,1,2-Trichloroethane	<	0.5		ug/L	
OU7	W-830-27	3/4/21		1,1,2,2-Tetrachloroethane	<	0.5		ug/L	
OU7	W-830-27	3/4/21		1,2-Dichlorobenzene	<	0.5		ug/L	
OU7	W-830-27	3/4/21		1,2-Dichloroethane	<	0.5		ug/L	
OU7	W-830-27	3/4/21		1,2-Dichloroethene (total)	<	1		ug/L	
OU7	W-830-27	3/4/21		1,2-Dichloropropane	<	0.5		ug/L	
OU7	W-830-27	3/4/21		1,3-Dichlorobenzene	<	0.5		ug/L	
OU7	W-830-27	3/4/21		1,4-Dichlorobenzene	<	0.5		ug/L	
OU7	W-830-27	3/4/21		2-Chloroethylvinylether	<	1		ug/L	
OU7	W-830-27	3/4/21		Bromodichloromethane	<	0.5		ug/L	
OU7	W-830-27	3/4/21		Bromoform	<	0.5		ug/L	
OU7	W-830-27	3/4/21		Bromomethane	<	0.5		ug/L	
OU7	W-830-27	3/4/21		Carbon tetrachloride	<	0.5		ug/L	
OU7	W-830-27	3/4/21		Chlorobenzene	<	0.5		ug/L	
OU7	W-830-27	3/4/21		Chloroethane	<	0.5		ug/L	
OU7	W-830-27	3/4/21		Chloroform		0.5		ug/L	
OU7	W-830-27	3/4/21		Chloromethane	<	0.5		ug/L	
OU7	W-830-27	3/4/21		cis-1,2-Dichloroethene	<	0.5		ug/L	
OU7	W-830-27	3/4/21		cis-1,3-Dichloropropene	<	0.5		ug/L	
OU7	W-830-27	3/4/21		Dibromochloromethane	<	0.5		ug/L	
OU7	W-830-27	3/4/21		Dichlorodifluoromethane	<	0.5		ug/L	
OU7	W-830-27	3/4/21		Methylene chloride	<	0.5		ug/L	
OU7	W-830-27	3/4/21		Tetrachloroethene	<	0.5		ug/L	
OU7	W-830-27	3/4/21		trans-1,2-Dichloroethene	<	0.5		ug/L	
OU7	W-830-27	3/4/21		trans-1,3-Dichloropropene	<	0.5		ug/L	
OU7	W-830-27	3/4/21		Trichloroethene		500		ug/L	D
OU7	W-830-27	3/4/21		Trichlorofluoromethane	<	0.5		ug/L	
OU7	W-830-27	3/4/21		Trichlorotrifluoroethane	<	0.5		ug/L	
OU7	W-830-27	3/4/21		Vinyl chloride	<	0.5		ug/L	
OU7	W-830-27	3/4/21		Field Oxidation Potential (Eh)		173		mVolts	
OU7	W-830-27	3/4/21		Field pH		7.96		Units	
OU7	W-830-27	3/4/21		Field Specific Conductance		2576		umhos/cm	
OU7	W-830-27	3/4/21		Field Temperature		18.9		Degrees C	
OU7	W-830-2701	3/17/21		Nitrate (as NO3)		3		mg/L	D
OU7	W-830-2701	3/17/21		Perchlorate	<	4		ug/L	
OU7	W-830-2701	3/17/21		1,1-Dichloroethane	<	0.5		ug/L	
OU7	W-830-2701	3/17/21		1,1-Dichloroethene	<	0.5		ug/L	
OU7	W-830-2701	3/17/21		1,1,1-Trichloroethane	<	0.5		ug/L	
OU7	W-830-2701	3/17/21		1,1,2-Trichloroethane	<	0.5		ug/L	
OU7	W-830-2701	3/17/21		1,1,2,2-Tetrachloroethane	<	0.5		ug/L	
OU7	W-830-2701	3/17/21		1,2-Dichlorobenzene	<	0.5		ug/L	
OU7	W-830-2701	3/17/21		1,2-Dichloroethane	<	0.5		ug/L	
OU7	W-830-2701	3/17/21		1,2-Dichloroethene (total)		1.9		ug/L	
OU7	W-830-2701	3/17/21		1,2-Dichloropropane	<	0.5		ug/L	
OU7	W-830-2701	3/17/21		1,3-Dichlorobenzene	<	0.5		ug/L	
OU7	W-830-2701	3/17/21		1,4-Dichlorobenzene	<	0.5		ug/L	
OU7	W-830-2701	3/17/21		2-Chloroethylvinylether	<	10		ug/L	
OU7	W-830-2701	3/17/21		Bromodichloromethane	<	0.5		ug/L	
OU7	W-830-2701	3/17/21		Bromoform	<	0.5		ug/L	
OU7	W-830-2701	3/17/21		Bromomethane	<	1		ug/L	
OU7	W-830-2701	3/17/21		Carbon tetrachloride	<	0.5		ug/L	
OU7	W-830-2701	3/17/21		Chlorobenzene	<	0.5		ug/L	
OU7	W-830-2701	3/17/21		Chloroethane	<	0.5		ug/L	
OU7	W-830-2701	3/17/21		Chloroform	<	0.5		ug/L	
OU7	W-830-2701	3/17/21		Chloromethane	<	0.5		ug/L	
OU7	W-830-2701	3/17/21		cis-1,2-Dichloroethene		1.9		ug/L	
OU7	W-830-2701	3/17/21		cis-1,3-Dichloropropene	<	0.5		ug/L	
OU7	W-830-2701	3/17/21		Dibromochloromethane	<	0.5		ug/L	
OU7	W-830-2701	3/17/21		Dichlorodifluoromethane	<	0.5		ug/L	
OU7	W-830-2701	3/17/21		Methylene chloride	<	1		ug/L	

Attachment 1. Table 1. Groundwater analytical data, Site 300, 2021.

OU	Location	Date	Sample Type	Parameter	LOS Indicator	Result	Error	Units	QA Flag
OU7	W-830-2701	3/17/21		Tetrachloroethene	<	0.5		ug/L	
OU7	W-830-2701	3/17/21		trans-1,2-Dichloroethene	<	0.5		ug/L	
OU7	W-830-2701	3/17/21		trans-1,3-Dichloropropene	<	0.5		ug/L	
OU7	W-830-2701	3/17/21		Trichloroethene		13		ug/L	
OU7	W-830-2701	3/17/21		Trichlorofluoromethane	<	0.5		ug/L	
OU7	W-830-2701	3/17/21		Trichlorotrifluoroethane	<	0.5		ug/L	
OU7	W-830-2701	3/17/21		Vinyl chloride	<	0.5		ug/L	
OU7	W-830-2701	4/7/21		1,1-Dichloroethane	<	0.5		ug/L	
OU7	W-830-2701	4/7/21		1,1-Dichloroethene	<	0.5		ug/L	
OU7	W-830-2701	4/7/21		1,1,1-Trichloroethane	<	0.5		ug/L	
OU7	W-830-2701	4/7/21		1,1,2-Trichloroethane	<	0.5		ug/L	
OU7	W-830-2701	4/7/21		1,1,2,2-Tetrachloroethane	<	0.5		ug/L	
OU7	W-830-2701	4/7/21		1,2-Dichlorobenzene	<	0.5		ug/L	
OU7	W-830-2701	4/7/21		1,2-Dichloroethane	<	0.5		ug/L	
OU7	W-830-2701	4/7/21		1,2-Dichloroethene (total)		1.3		ug/L	
OU7	W-830-2701	4/7/21		1,2-Dichloropropane	<	0.5		ug/L	
OU7	W-830-2701	4/7/21		1,3-Dichlorobenzene	<	0.5		ug/L	
OU7	W-830-2701	4/7/21		1,4-Dichlorobenzene	<	0.5		ug/L	
OU7	W-830-2701	4/7/21		2-Chloroethylvinylether	<	10		ug/L	
OU7	W-830-2701	4/7/21		Bromodichloromethane	<	0.5		ug/L	
OU7	W-830-2701	4/7/21		Bromoform	<	0.5		ug/L	
OU7	W-830-2701	4/7/21		Bromomethane	<	1		ug/L	
OU7	W-830-2701	4/7/21		Carbon tetrachloride	<	0.5		ug/L	
OU7	W-830-2701	4/7/21		Chlorobenzene	<	0.5		ug/L	
OU7	W-830-2701	4/7/21		Chloroethane	<	0.5		ug/L	
OU7	W-830-2701	4/7/21		Chloroform	<	0.5		ug/L	
OU7	W-830-2701	4/7/21		Chloromethane	<	0.5		ug/L	
OU7	W-830-2701	4/7/21		cis-1,2-Dichloroethene		1.1		ug/L	
OU7	W-830-2701	4/7/21		cis-1,3-Dichloropropene	<	0.5		ug/L	
OU7	W-830-2701	4/7/21		Dibromochloromethane	<	0.5		ug/L	
OU7	W-830-2701	4/7/21		Dichlorodifluoromethane	<	0.5		ug/L	
OU7	W-830-2701	4/7/21		Methylene chloride	<	1		ug/L	
OU7	W-830-2701	4/7/21		Tetrachloroethene	<	0.5		ug/L	
OU7	W-830-2701	4/7/21		trans-1,2-Dichloroethene	<	0.5		ug/L	
OU7	W-830-2701	4/7/21		trans-1,3-Dichloropropene	<	0.5		ug/L	
OU7	W-830-2701	4/7/21		Trichloroethene		19		ug/L	
OU7	W-830-2701	4/7/21		Trichlorofluoromethane	<	0.5		ug/L	
OU7	W-830-2701	4/7/21		Trichlorotrifluoroethane	<	0.5		ug/L	
OU7	W-830-2701	4/7/21		Vinyl chloride	<	0.5		ug/L	
OU7	W-830-2701	7/6/21		Nitrate (as NO3)		18		mg/L	D
OU7	W-830-2701	7/6/21		Perchlorate	<	2		ug/L	
OU7	W-830-2701	7/6/21		1,1-Dichloroethane	<	0.5		ug/L	
OU7	W-830-2701	7/6/21		1,1-Dichloroethene	<	0.5		ug/L	
OU7	W-830-2701	7/6/21		1,1,1-Trichloroethane	<	0.5		ug/L	
OU7	W-830-2701	7/6/21		1,1,2-Trichloroethane	<	0.5		ug/L	
OU7	W-830-2701	7/6/21		1,1,2,2-Tetrachloroethane	<	0.5		ug/L	
OU7	W-830-2701	7/6/21		1,2-Dichlorobenzene	<	0.5		ug/L	
OU7	W-830-2701	7/6/21		1,2-Dichloroethane	<	0.5		ug/L	
OU7	W-830-2701	7/6/21		1,2-Dichloroethene (total)		1		ug/L	
OU7	W-830-2701	7/6/21		1,2-Dichloropropane	<	0.5		ug/L	
OU7	W-830-2701	7/6/21		1,3-Dichlorobenzene	<	0.5		ug/L	
OU7	W-830-2701	7/6/21		1,4-Dichlorobenzene	<	0.5		ug/L	
OU7	W-830-2701	7/6/21		2-Chloroethylvinylether	<	10		ug/L	
OU7	W-830-2701	7/6/21		Bromodichloromethane	<	0.5		ug/L	
OU7	W-830-2701	7/6/21		Bromoform	<	0.5		ug/L	
OU7	W-830-2701	7/6/21		Bromomethane	<	1		ug/L	
OU7	W-830-2701	7/6/21		Carbon tetrachloride	<	0.5		ug/L	
OU7	W-830-2701	7/6/21		Chlorobenzene	<	0.5		ug/L	
OU7	W-830-2701	7/6/21		Chloroethane	<	0.5		ug/L	
OU7	W-830-2701	7/6/21		Chloroform	<	0.5		ug/L	
OU7	W-830-2701	7/6/21		Chloromethane	<	0.5		ug/L	
OU7	W-830-2701	7/6/21		cis-1,2-Dichloroethene		0.92		ug/L	
OU7	W-830-2701	7/6/21		cis-1,3-Dichloropropene	<	0.5		ug/L	
OU7	W-830-2701	7/6/21		Dibromochloromethane	<	0.5		ug/L	
OU7	W-830-2701	7/6/21		Dichlorodifluoromethane	<	0.5		ug/L	
OU7	W-830-2701	7/6/21		Methylene chloride	<	1		ug/L	

Attachment 1. Table 1. Groundwater analytical data, Site 300, 2021.

OU	Location	Date	Sample Type	Parameter	LOS Indicator	Result	Error	Units	QA Flag
OU7	W-830-2701	7/6/21		Tetrachloroethene	<	0.5		ug/L	
OU7	W-830-2701	7/6/21		trans-1,2-Dichloroethene	<	0.5		ug/L	
OU7	W-830-2701	7/6/21		trans-1,3-Dichloropropene	<	0.5		ug/L	
OU7	W-830-2701	7/6/21		Trichloroethene		19		ug/L	
OU7	W-830-2701	7/6/21		Trichlorofluoromethane	<	0.5		ug/L	
OU7	W-830-2701	7/6/21		Trichlorotrifluoroethane	<	0.5		ug/L	
OU7	W-830-2701	7/6/21		Vinyl chloride	<	0.5		ug/L	
OU7	W-830-2701	10/4/21		1,1-Dichloroethane	<	0.5		ug/L	
OU7	W-830-2701	10/4/21		1,1-Dichloroethene	<	0.5		ug/L	
OU7	W-830-2701	10/4/21		1,1,1-Trichloroethane	<	0.5		ug/L	
OU7	W-830-2701	10/4/21		1,1,2-Trichloroethane	<	0.5		ug/L	
OU7	W-830-2701	10/4/21		1,1,2,2-Tetrachloroethane	<	0.5		ug/L	
OU7	W-830-2701	10/4/21		1,2-Dichlorobenzene	<	0.5		ug/L	
OU7	W-830-2701	10/4/21		1,2-Dichloroethane	<	0.5		ug/L	
OU7	W-830-2701	10/4/21		1,2-Dichloroethene (total)	<	1		ug/L	
OU7	W-830-2701	10/4/21		1,2-Dichloropropane	<	0.5		ug/L	
OU7	W-830-2701	10/4/21		1,3-Dichlorobenzene	<	0.5		ug/L	
OU7	W-830-2701	10/4/21		1,4-Dichlorobenzene	<	0.5		ug/L	
OU7	W-830-2701	10/4/21		2-Chloroethylvinylether	<	10		ug/L	
OU7	W-830-2701	10/4/21		Bromodichloromethane	<	0.5		ug/L	
OU7	W-830-2701	10/4/21		Bromoform	<	0.5		ug/L	
OU7	W-830-2701	10/4/21		Bromomethane	<	1		ug/L	
OU7	W-830-2701	10/4/21		Carbon tetrachloride	<	0.5		ug/L	
OU7	W-830-2701	10/4/21		Chlorobenzene	<	0.5		ug/L	
OU7	W-830-2701	10/4/21		Chloroethane	<	0.5		ug/L	
OU7	W-830-2701	10/4/21		Chloroform	<	0.5		ug/L	
OU7	W-830-2701	10/4/21		Chloromethane	<	0.5		ug/L	
OU7	W-830-2701	10/4/21		cis-1,2-Dichloroethene		0.75		ug/L	
OU7	W-830-2701	10/4/21		cis-1,3-Dichloropropene	<	0.5		ug/L	
OU7	W-830-2701	10/4/21		Dibromochloromethane	<	0.5		ug/L	
OU7	W-830-2701	10/4/21		Dichlorodifluoromethane	<	0.5		ug/L	
OU7	W-830-2701	10/4/21		Methylene chloride	<	1		ug/L	
OU7	W-830-2701	10/4/21		Tetrachloroethene	<	0.5		ug/L	
OU7	W-830-2701	10/4/21		trans-1,2-Dichloroethene	<	0.5		ug/L	
OU7	W-830-2701	10/4/21		trans-1,3-Dichloropropene	<	0.5		ug/L	
OU7	W-830-2701	10/4/21		Trichloroethene		19		ug/L	
OU7	W-830-2701	10/4/21		Trichlorofluoromethane	<	0.5		ug/L	
OU7	W-830-2701	10/4/21		Trichlorotrifluoroethane	<	0.5		ug/L	
OU7	W-830-2701	10/4/21		Vinyl chloride	<	0.5		ug/L	
OU7	W-830-28	3/9/21		Nitrate (as NO3)		6.3		mg/L	D
OU7	W-830-28	3/9/21		Perchlorate	<	8		ug/L	D
OU7	W-830-28	3/9/21		1,1-Dichloroethane	<	0.5		ug/L	
OU7	W-830-28	3/9/21		1,1-Dichloroethene	<	0.5		ug/L	
OU7	W-830-28	3/9/21		1,1,1-Trichloroethane	<	0.5		ug/L	
OU7	W-830-28	3/9/21		1,1,2-Trichloroethane	<	0.5		ug/L	
OU7	W-830-28	3/9/21		1,1,2,2-Tetrachloroethane	<	0.5		ug/L	
OU7	W-830-28	3/9/21		1,2-Dichlorobenzene	<	0.5		ug/L	
OU7	W-830-28	3/9/21		1,2-Dichloroethane	<	0.5		ug/L	
OU7	W-830-28	3/9/21		1,2-Dichloroethene (total)	<	1		ug/L	
OU7	W-830-28	3/9/21		1,2-Dichloropropane	<	0.5		ug/L	
OU7	W-830-28	3/9/21		1,3-Dichlorobenzene	<	0.5		ug/L	
OU7	W-830-28	3/9/21		1,4-Dichlorobenzene	<	0.5		ug/L	
OU7	W-830-28	3/9/21		2-Chloroethylvinylether	<	1		ug/L	L
OU7	W-830-28	3/9/21		Bromodichloromethane	<	0.5		ug/L	
OU7	W-830-28	3/9/21		Bromoform	<	0.5		ug/L	
OU7	W-830-28	3/9/21		Bromomethane	<	0.5		ug/L	
OU7	W-830-28	3/9/21		Carbon tetrachloride	<	0.5		ug/L	
OU7	W-830-28	3/9/21		Chlorobenzene	<	0.5		ug/L	
OU7	W-830-28	3/9/21		Chloroethane	<	0.5		ug/L	
OU7	W-830-28	3/9/21		Chloroform	<	0.5		ug/L	
OU7	W-830-28	3/9/21		Chloromethane	<	0.5		ug/L	
OU7	W-830-28	3/9/21		cis-1,2-Dichloroethene	<	0.5		ug/L	
OU7	W-830-28	3/9/21		cis-1,3-Dichloropropene	<	0.5		ug/L	
OU7	W-830-28	3/9/21		Dibromochloromethane	<	0.5		ug/L	
OU7	W-830-28	3/9/21		Dichlorodifluoromethane	<	0.5		ug/L	
OU7	W-830-28	3/9/21		Methylene chloride	<	0.5		ug/L	

Attachment 1. Table 1. Groundwater analytical data, Site 300, 2021.

OU	Location	Date	Sample Type	Parameter	LOS Indicator	Result	Error	Units	QA Flag
OU7	W-830-28	3/9/21		Tetrachloroethene	<	0.5		ug/L	
OU7	W-830-28	3/9/21		trans-1,2-Dichloroethene	<	0.5		ug/L	
OU7	W-830-28	3/9/21		trans-1,3-Dichloropropene	<	0.5		ug/L	
OU7	W-830-28	3/9/21		Trichloroethene		11		ug/L	
OU7	W-830-28	3/9/21		Trichlorofluoromethane	<	0.5		ug/L	
OU7	W-830-28	3/9/21		Trichlorotrifluoroethane	<	0.5		ug/L	
OU7	W-830-28	3/9/21		Vinyl chloride	<	0.5		ug/L	
OU7	W-830-28	3/9/21		Field Oxidation Potential (Eh)		154		mVolts	
OU7	W-830-28	3/9/21		Field pH		10.04		Units	
OU7	W-830-28	3/9/21		Field Specific Conductance		2220		umhos/cm	
OU7	W-830-28	3/9/21		Field Temperature		18.3		Degrees C	
OU7	W-830-28	9/22/21		1,1-Dichloroethane	<	0.5		ug/L	
OU7	W-830-28	9/22/21		1,1-Dichloroethene	<	0.5		ug/L	
OU7	W-830-28	9/22/21		1,1,1-Trichloroethane	<	0.5		ug/L	
OU7	W-830-28	9/22/21		1,1,2-Trichloroethane	<	0.5		ug/L	
OU7	W-830-28	9/22/21		1,1,2,2-Tetrachloroethane	<	0.5		ug/L	
OU7	W-830-28	9/22/21		1,2-Dichlorobenzene	<	0.5		ug/L	
OU7	W-830-28	9/22/21		1,2-Dichloroethane	<	0.5		ug/L	
OU7	W-830-28	9/22/21		1,2-Dichloroethene (total)	<	1		ug/L	
OU7	W-830-28	9/22/21		1,2-Dichloropropane	<	0.5		ug/L	
OU7	W-830-28	9/22/21		1,3-Dichlorobenzene	<	0.5		ug/L	
OU7	W-830-28	9/22/21		1,4-Dichlorobenzene	<	0.5		ug/L	
OU7	W-830-28	9/22/21		2-Chloroethylvinylether	<	1		ug/L	
OU7	W-830-28	9/22/21		Bromodichloromethane	<	0.5		ug/L	
OU7	W-830-28	9/22/21		Bromoform	<	0.5		ug/L	
OU7	W-830-28	9/22/21		Bromomethane	<	0.5		ug/L	
OU7	W-830-28	9/22/21		Carbon tetrachloride	<	0.5		ug/L	
OU7	W-830-28	9/22/21		Chlorobenzene	<	0.5		ug/L	
OU7	W-830-28	9/22/21		Chloroethane	<	0.5		ug/L	
OU7	W-830-28	9/22/21		Chloroform	<	0.5		ug/L	
OU7	W-830-28	9/22/21		Chloromethane	<	0.5		ug/L	
OU7	W-830-28	9/22/21		cis-1,2-Dichloroethene	<	0.5		ug/L	
OU7	W-830-28	9/22/21		cis-1,3-Dichloropropene	<	0.5		ug/L	
OU7	W-830-28	9/22/21		Dibromochloromethane	<	0.5		ug/L	
OU7	W-830-28	9/22/21		Dichlorodifluoromethane	<	0.5		ug/L	
OU7	W-830-28	9/22/21		Methylene chloride	<	0.5		ug/L	
OU7	W-830-28	9/22/21		Tetrachloroethene	<	0.5		ug/L	
OU7	W-830-28	9/22/21		trans-1,2-Dichloroethene	<	0.5		ug/L	
OU7	W-830-28	9/22/21		trans-1,3-Dichloropropene	<	0.5		ug/L	
OU7	W-830-28	9/22/21		Trichloroethene		8.4		ug/L	
OU7	W-830-28	9/22/21		Trichlorofluoromethane	<	0.5		ug/L	
OU7	W-830-28	9/22/21		Trichlorotrifluoroethane	<	0.5		ug/L	
OU7	W-830-28	9/22/21		Vinyl chloride	<	0.5		ug/L	
OU7	W-830-28	9/22/21		Field Oxidation Potential (Eh)		-138		mVolts	
OU7	W-830-28	9/22/21		Field pH		10.53		Units	
OU7	W-830-28	9/22/21		Field Specific Conductance		2237		umhos/cm	
OU7	W-830-28	9/22/21		Field Temperature		22		Degrees C	
OU7	W-830-2806	3/3/21		Nitrate (as NO3)	<	1		mg/L	
OU7	W-830-2806	3/3/21		Perchlorate	<	8		ug/L	D
OU7	W-830-2806	3/3/21		1,1-Dichloroethane	<	0.5		ug/L	
OU7	W-830-2806	3/3/21		1,1-Dichloroethene	<	0.5		ug/L	
OU7	W-830-2806	3/3/21		1,1,1-Trichloroethane	<	0.5		ug/L	
OU7	W-830-2806	3/3/21		1,1,2-Trichloroethane	<	0.5		ug/L	
OU7	W-830-2806	3/3/21		1,1,2,2-Tetrachloroethane	<	0.5		ug/L	
OU7	W-830-2806	3/3/21		1,2-Dichlorobenzene	<	0.5		ug/L	
OU7	W-830-2806	3/3/21		1,2-Dichloroethane	<	0.5		ug/L	
OU7	W-830-2806	3/3/21		1,2-Dichloroethene (total)	<	1		ug/L	
OU7	W-830-2806	3/3/21		1,2-Dichloropropane	<	0.5		ug/L	
OU7	W-830-2806	3/3/21		1,3-Dichlorobenzene	<	0.5		ug/L	
OU7	W-830-2806	3/3/21		1,4-Dichlorobenzene	<	0.5		ug/L	
OU7	W-830-2806	3/3/21		2-Chloroethylvinylether	<	1		ug/L	L
OU7	W-830-2806	3/3/21		Bromodichloromethane	<	0.5		ug/L	
OU7	W-830-2806	3/3/21		Bromoform	<	0.5		ug/L	
OU7	W-830-2806	3/3/21		Bromomethane	<	0.5		ug/L	
OU7	W-830-2806	3/3/21		Carbon tetrachloride	<	0.5		ug/L	
OU7	W-830-2806	3/3/21		Chlorobenzene	<	0.5		ug/L	

Attachment 1. Table 1. Groundwater analytical data, Site 300, 2021.

OU	Location	Date	Sample Type	Parameter	LOS Indicator	Result	Error	Units	QA Flag
OU7	W-830-2806	3/3/21		Chloroethane	<	0.5		ug/L	
OU7	W-830-2806	3/3/21		Chloroform	<	0.5		ug/L	
OU7	W-830-2806	3/3/21		Chloromethane	<	0.5		ug/L	
OU7	W-830-2806	3/3/21		cis-1,2-Dichloroethene	<	0.5		ug/L	
OU7	W-830-2806	3/3/21		cis-1,3-Dichloropropene	<	0.5		ug/L	
OU7	W-830-2806	3/3/21		Dibromochloromethane	<	0.5		ug/L	
OU7	W-830-2806	3/3/21		Dichlorodifluoromethane	<	0.5		ug/L	
OU7	W-830-2806	3/3/21		Methylene chloride	<	0.5		ug/L	
OU7	W-830-2806	3/3/21		Tetrachloroethene	<	0.5		ug/L	
OU7	W-830-2806	3/3/21		trans-1,2-Dichloroethene	<	0.5		ug/L	
OU7	W-830-2806	3/3/21		trans-1,3-Dichloropropene	<	0.5		ug/L	
OU7	W-830-2806	3/3/21		Trichloroethene	<	0.5		ug/L	
OU7	W-830-2806	3/3/21		Trichlorofluoromethane	<	0.5		ug/L	
OU7	W-830-2806	3/3/21		Trichlorotrifluoroethane	<	0.5		ug/L	
OU7	W-830-2806	3/3/21		Vinyl chloride	<	0.5		ug/L	
OU7	W-830-2806	3/3/21		Field Oxidation Potential (Eh)		-104		mVolts	
OU7	W-830-2806	3/3/21		Field pH		7.93		Units	
OU7	W-830-2806	3/3/21		Field Specific Conductance		2131		umhos/cm	
OU7	W-830-2806	3/3/21		Field Temperature		20.2		Degrees C	
OU7	W-830-2806	5/20/21		1,1-Dichloroethane	<	0.5		ug/L	
OU7	W-830-2806	5/20/21		1,1-Dichloroethene	<	0.5		ug/L	
OU7	W-830-2806	5/20/21		1,1,1-Trichloroethane	<	0.5		ug/L	
OU7	W-830-2806	5/20/21		1,1,2-Trichloroethane	<	0.5		ug/L	
OU7	W-830-2806	5/20/21		1,1,2,2-Tetrachloroethane	<	0.5		ug/L	
OU7	W-830-2806	5/20/21		1,2-Dichlorobenzene	<	0.5		ug/L	
OU7	W-830-2806	5/20/21		1,2-Dichloroethane	<	0.5		ug/L	
OU7	W-830-2806	5/20/21		1,2-Dichloroethene (total)	<	1		ug/L	
OU7	W-830-2806	5/20/21		1,2-Dichloropropane	<	0.5		ug/L	
OU7	W-830-2806	5/20/21		1,3-Dichlorobenzene	<	0.5		ug/L	
OU7	W-830-2806	5/20/21		1,4-Dichlorobenzene	<	0.5		ug/L	
OU7	W-830-2806	5/20/21		2-Chloroethylvinylether	<	1		ug/L	
OU7	W-830-2806	5/20/21		Bromodichloromethane	<	0.5		ug/L	
OU7	W-830-2806	5/20/21		Bromoform	<	0.5		ug/L	
OU7	W-830-2806	5/20/21		Bromomethane	<	0.5		ug/L	
OU7	W-830-2806	5/20/21		Carbon tetrachloride	<	0.5		ug/L	
OU7	W-830-2806	5/20/21		Chlorobenzene	<	0.5		ug/L	
OU7	W-830-2806	5/20/21		Chloroethane	<	0.5		ug/L	
OU7	W-830-2806	5/20/21		Chloroform	<	0.5		ug/L	
OU7	W-830-2806	5/20/21		Chloromethane	<	0.5		ug/L	
OU7	W-830-2806	5/20/21		cis-1,2-Dichloroethene	<	0.5		ug/L	
OU7	W-830-2806	5/20/21		cis-1,3-Dichloropropene	<	0.5		ug/L	
OU7	W-830-2806	5/20/21		Dibromochloromethane	<	0.5		ug/L	
OU7	W-830-2806	5/20/21		Dichlorodifluoromethane	<	0.5		ug/L	
OU7	W-830-2806	5/20/21		Methylene chloride	<	0.5		ug/L	
OU7	W-830-2806	5/20/21		Tetrachloroethene	<	0.5		ug/L	
OU7	W-830-2806	5/20/21		trans-1,2-Dichloroethene	<	0.5		ug/L	
OU7	W-830-2806	5/20/21		trans-1,3-Dichloropropene	<	0.5		ug/L	
OU7	W-830-2806	5/20/21		Trichloroethene	<	0.5		ug/L	
OU7	W-830-2806	5/20/21		Trichlorofluoromethane	<	0.5		ug/L	
OU7	W-830-2806	5/20/21		Trichlorotrifluoroethane	<	0.5		ug/L	L
OU7	W-830-2806	5/20/21		Vinyl chloride	<	0.5		ug/L	
OU7	W-830-2806	5/20/21		Field Oxidation Potential (Eh)		-93		mVolts	
OU7	W-830-2806	5/20/21		Field pH		7.82		Units	
OU7	W-830-2806	5/20/21		Field Specific Conductance		2132		umhos/cm	
OU7	W-830-2806	5/20/21		Field Temperature		19.7		Degrees C	
OU7	W-830-2806	9/1/21		Nitrate (as NO3)	<	1		mg/L	
OU7	W-830-2806	9/1/21		Perchlorate	<	2		ug/L	
OU7	W-830-2806	9/1/21		1,1-Dichloroethane	<	0.5		ug/L	
OU7	W-830-2806	9/1/21		1,1-Dichloroethene	<	0.5		ug/L	
OU7	W-830-2806	9/1/21		1,1,1-Trichloroethane	<	0.5		ug/L	
OU7	W-830-2806	9/1/21		1,1,2-Trichloroethane	<	0.5		ug/L	
OU7	W-830-2806	9/1/21		1,1,2,2-Tetrachloroethane	<	0.5		ug/L	
OU7	W-830-2806	9/1/21		1,2-Dichlorobenzene	<	0.5		ug/L	
OU7	W-830-2806	9/1/21		1,2-Dichloroethane	<	0.5		ug/L	
OU7	W-830-2806	9/1/21		1,2-Dichloroethene (total)	<	1		ug/L	
OU7	W-830-2806	9/1/21		1,2-Dichloropropane	<	0.5		ug/L	

Attachment 1. Table 1. Groundwater analytical data, Site 300, 2021.

OU	Location	Date	Sample Type	Parameter	LOS Indicator	Result	Error	Units	QA Flag
OU7	W-830-2806	9/1/21		1,3-Dichlorobenzene	<	0.5		ug/L	
OU7	W-830-2806	9/1/21		1,4-Dichlorobenzene	<	0.5		ug/L	
OU7	W-830-2806	9/1/21		2-Chloroethylvinylether	<	1		ug/L	
OU7	W-830-2806	9/1/21		Bromodichloromethane	<	0.5		ug/L	
OU7	W-830-2806	9/1/21		Bromoform	<	0.5		ug/L	
OU7	W-830-2806	9/1/21		Bromomethane	<	0.5		ug/L	
OU7	W-830-2806	9/1/21		Carbon tetrachloride	<	0.5		ug/L	
OU7	W-830-2806	9/1/21		Chlorobenzene	<	0.5		ug/L	
OU7	W-830-2806	9/1/21		Chloroethane	<	0.5		ug/L	
OU7	W-830-2806	9/1/21		Chloroform	<	0.5		ug/L	
OU7	W-830-2806	9/1/21		Chloromethane	<	0.5		ug/L	
OU7	W-830-2806	9/1/21		cis-1,2-Dichloroethene	<	0.5		ug/L	
OU7	W-830-2806	9/1/21		cis-1,3-Dichloropropene	<	0.5		ug/L	
OU7	W-830-2806	9/1/21		Dibromochloromethane	<	0.5		ug/L	
OU7	W-830-2806	9/1/21		Dichlorodifluoromethane	<	0.5		ug/L	
OU7	W-830-2806	9/1/21		Methylene chloride	<	0.5		ug/L	
OU7	W-830-2806	9/1/21		Tetrachloroethene	<	0.5		ug/L	
OU7	W-830-2806	9/1/21		trans-1,2-Dichloroethene	<	0.5		ug/L	
OU7	W-830-2806	9/1/21		trans-1,3-Dichloropropene	<	0.5		ug/L	
OU7	W-830-2806	9/1/21		Trichloroethene	<	0.5		ug/L	
OU7	W-830-2806	9/1/21		Trichlorofluoromethane	<	0.5		ug/L	
OU7	W-830-2806	9/1/21		Trichlorotrifluoroethane	<	0.5		ug/L	
OU7	W-830-2806	9/1/21		Vinyl chloride	<	0.5		ug/L	
OU7	W-830-2806	9/1/21		Field Oxidation Potential (Eh)		-95		mVolts	
OU7	W-830-2806	9/1/21		Field pH		7.7		Units	
OU7	W-830-2806	9/1/21		Field Specific Conductance		2113		umhos/cm	
OU7	W-830-2806	9/1/21		Field Temperature		22		Degrees C	
OU7	W-830-2806	11/1/21		1,1-Dichloroethane	<	0.5		ug/L	
OU7	W-830-2806	11/1/21		1,1-Dichloroethene	<	0.5		ug/L	
OU7	W-830-2806	11/1/21		1,1,1-Trichloroethane	<	0.5		ug/L	
OU7	W-830-2806	11/1/21		1,1,2-Trichloroethane	<	0.5		ug/L	
OU7	W-830-2806	11/1/21		1,1,2,2-Tetrachloroethane	<	0.5		ug/L	
OU7	W-830-2806	11/1/21		1,2-Dichlorobenzene	<	0.5		ug/L	
OU7	W-830-2806	11/1/21		1,2-Dichloroethane	<	0.5		ug/L	
OU7	W-830-2806	11/1/21		1,2-Dichloroethene (total)	<	1		ug/L	
OU7	W-830-2806	11/1/21		1,2-Dichloropropane	<	0.5		ug/L	
OU7	W-830-2806	11/1/21		1,3-Dichlorobenzene	<	0.5		ug/L	
OU7	W-830-2806	11/1/21		1,4-Dichlorobenzene	<	0.5		ug/L	
OU7	W-830-2806	11/1/21		2-Chloroethylvinylether	<	1		ug/L	L
OU7	W-830-2806	11/1/21		Bromodichloromethane	<	0.5		ug/L	
OU7	W-830-2806	11/1/21		Bromoform	<	0.5		ug/L	
OU7	W-830-2806	11/1/21		Bromomethane	<	0.5		ug/L	
OU7	W-830-2806	11/1/21		Carbon tetrachloride	<	0.5		ug/L	
OU7	W-830-2806	11/1/21		Chlorobenzene	<	0.5		ug/L	
OU7	W-830-2806	11/1/21		Chloroethane	<	0.5		ug/L	
OU7	W-830-2806	11/1/21		Chloroform	<	0.5		ug/L	
OU7	W-830-2806	11/1/21		Chloromethane	<	0.5		ug/L	
OU7	W-830-2806	11/1/21		cis-1,2-Dichloroethene	<	0.5		ug/L	
OU7	W-830-2806	11/1/21		cis-1,3-Dichloropropene	<	0.5		ug/L	
OU7	W-830-2806	11/1/21		Dibromochloromethane	<	0.5		ug/L	
OU7	W-830-2806	11/1/21		Dichlorodifluoromethane	<	0.5		ug/L	
OU7	W-830-2806	11/1/21		Methylene chloride	<	0.5		ug/L	
OU7	W-830-2806	11/1/21		Tetrachloroethene	<	0.5		ug/L	
OU7	W-830-2806	11/1/21		trans-1,2-Dichloroethene	<	0.5		ug/L	
OU7	W-830-2806	11/1/21		trans-1,3-Dichloropropene	<	0.5		ug/L	
OU7	W-830-2806	11/1/21		Trichloroethene	<	0.5		ug/L	
OU7	W-830-2806	11/1/21		Trichlorofluoromethane	<	0.5		ug/L	
OU7	W-830-2806	11/1/21		Trichlorotrifluoroethane	<	0.5		ug/L	
OU7	W-830-2806	11/1/21		Vinyl chloride	<	0.5		ug/L	
OU7	W-830-2806	11/1/21		Field Oxidation Potential (Eh)		12		mVolts	
OU7	W-830-2806	11/1/21		Field pH		7.9		Units	
OU7	W-830-2806	11/1/21		Field Specific Conductance		2135		umhos/cm	
OU7	W-830-2806	11/1/21		Field Temperature		20.1		Degrees C	
OU7	W-830-29	3/2/21		Nitrate (as NO3)	<	1		mg/L	
OU7	W-830-29	3/2/21		Perchlorate	<	4		ug/L	
OU7	W-830-29	3/2/21		1,1-Dichloroethane	<	0.5		ug/L	

Attachment 1. Table 1. Groundwater analytical data, Site 300, 2021.

OU	Location	Date	Sample Type	Parameter	LOS Indicator	Result	Error	Units	QA Flag
OU7	W-830-29	3/2/21		1,1-Dichloroethene	<	0.5		ug/L	
OU7	W-830-29	3/2/21		1,1,1-Trichloroethane	<	0.5		ug/L	
OU7	W-830-29	3/2/21		1,1,2-Trichloroethane	<	0.5		ug/L	
OU7	W-830-29	3/2/21		1,1,2,2-Tetrachloroethane	<	0.5		ug/L	
OU7	W-830-29	3/2/21		1,2-Dichlorobenzene	<	0.5		ug/L	
OU7	W-830-29	3/2/21		1,2-Dichloroethane	<	0.5		ug/L	
OU7	W-830-29	3/2/21		1,2-Dichloroethene (total)	<	1		ug/L	
OU7	W-830-29	3/2/21		1,2-Dichloropropane	<	0.5		ug/L	
OU7	W-830-29	3/2/21		1,3-Dichlorobenzene	<	0.5		ug/L	
OU7	W-830-29	3/2/21		1,4-Dichlorobenzene	<	0.5		ug/L	
OU7	W-830-29	3/2/21		2-Chloroethylvinylether	<	1		ug/L	
OU7	W-830-29	3/2/21		Bromodichloromethane	<	0.5		ug/L	
OU7	W-830-29	3/2/21		Bromoform	<	0.5		ug/L	
OU7	W-830-29	3/2/21		Bromomethane	<	0.5		ug/L	
OU7	W-830-29	3/2/21		Carbon tetrachloride	<	0.5		ug/L	
OU7	W-830-29	3/2/21		Chlorobenzene	<	0.5		ug/L	
OU7	W-830-29	3/2/21		Chloroethane	<	0.5		ug/L	
OU7	W-830-29	3/2/21		Chloroform	<	0.5		ug/L	
OU7	W-830-29	3/2/21		Chloromethane	<	0.5		ug/L	
OU7	W-830-29	3/2/21		cis-1,2-Dichloroethene	<	0.5		ug/L	
OU7	W-830-29	3/2/21		cis-1,3-Dichloropropene	<	0.5		ug/L	
OU7	W-830-29	3/2/21		Dibromochloromethane	<	0.5		ug/L	
OU7	W-830-29	3/2/21		Dichlorodifluoromethane	<	0.5		ug/L	
OU7	W-830-29	3/2/21		Methylene chloride	<	0.5		ug/L	
OU7	W-830-29	3/2/21		Tetrachloroethene	<	0.5		ug/L	
OU7	W-830-29	3/2/21		trans-1,2-Dichloroethene	<	0.5		ug/L	
OU7	W-830-29	3/2/21		trans-1,3-Dichloropropene	<	0.5		ug/L	
OU7	W-830-29	3/2/21		Trichloroethene	<	0.5		ug/L	
OU7	W-830-29	3/2/21		Trichlorofluoromethane	<	0.5		ug/L	
OU7	W-830-29	3/2/21		Trichlorotrifluoroethane	<	0.5		ug/L	
OU7	W-830-29	3/2/21		Vinyl chloride	<	0.5		ug/L	
OU7	W-830-29	3/2/21		Field Oxidation Potential (Eh)		-235		mVolts	
OU7	W-830-29	3/2/21		Field pH		8.23		Units	
OU7	W-830-29	3/2/21		Field Specific Conductance		775		umhos/cm	
OU7	W-830-29	3/2/21		Field Temperature		20.3		Degrees C	
OU7	W-830-29	9/1/21		1,1-Dichloroethane	<	0.5		ug/L	
OU7	W-830-29	9/1/21		1,1-Dichloroethene	<	0.5		ug/L	
OU7	W-830-29	9/1/21		1,1,1-Trichloroethane	<	0.5		ug/L	
OU7	W-830-29	9/1/21		1,1,2-Trichloroethane	<	0.5		ug/L	
OU7	W-830-29	9/1/21		1,1,2,2-Tetrachloroethane	<	0.5		ug/L	
OU7	W-830-29	9/1/21		1,2-Dichlorobenzene	<	0.5		ug/L	
OU7	W-830-29	9/1/21		1,2-Dichloroethane	<	0.5		ug/L	
OU7	W-830-29	9/1/21		1,2-Dichloroethene (total)	<	1		ug/L	
OU7	W-830-29	9/1/21		1,2-Dichloropropane	<	0.5		ug/L	
OU7	W-830-29	9/1/21		1,3-Dichlorobenzene	<	0.5		ug/L	
OU7	W-830-29	9/1/21		1,4-Dichlorobenzene	<	0.5		ug/L	
OU7	W-830-29	9/1/21		2-Chloroethylvinylether	<	1		ug/L	
OU7	W-830-29	9/1/21		Bromodichloromethane	<	0.5		ug/L	
OU7	W-830-29	9/1/21		Bromoform	<	0.5		ug/L	
OU7	W-830-29	9/1/21		Bromomethane	<	0.5		ug/L	
OU7	W-830-29	9/1/21		Carbon tetrachloride	<	0.5		ug/L	
OU7	W-830-29	9/1/21		Chlorobenzene	<	0.5		ug/L	
OU7	W-830-29	9/1/21		Chloroethane	<	0.5		ug/L	
OU7	W-830-29	9/1/21		Chloroform	<	0.5		ug/L	
OU7	W-830-29	9/1/21		Chloromethane	<	0.5		ug/L	
OU7	W-830-29	9/1/21		cis-1,2-Dichloroethene	<	0.5		ug/L	
OU7	W-830-29	9/1/21		cis-1,3-Dichloropropene	<	0.5		ug/L	
OU7	W-830-29	9/1/21		Dibromochloromethane	<	0.5		ug/L	
OU7	W-830-29	9/1/21		Dichlorodifluoromethane	<	0.5		ug/L	
OU7	W-830-29	9/1/21		Methylene chloride	<	0.5		ug/L	
OU7	W-830-29	9/1/21		Tetrachloroethene	<	0.5		ug/L	
OU7	W-830-29	9/1/21		trans-1,2-Dichloroethene	<	0.5		ug/L	
OU7	W-830-29	9/1/21		trans-1,3-Dichloropropene	<	0.5		ug/L	
OU7	W-830-29	9/1/21		Trichloroethene	<	0.5		ug/L	
OU7	W-830-29	9/1/21		Trichlorofluoromethane	<	0.5		ug/L	
OU7	W-830-29	9/1/21		Trichlorotrifluoroethane	<	0.5		ug/L	

Attachment 1. Table 1. Groundwater analytical data, Site 300, 2021.

OU	Location	Date	Sample Type	Parameter	LOS Indicator	Result	Error	Units	QA Flag
OU7	W-830-29	9/1/21		Vinyl chloride	<	0.5		ug/L	
OU7	W-830-29	9/1/21		Field Oxidation Potential (Eh)		-109		mVolts	
OU7	W-830-29	9/1/21		Field pH		7.57		Units	
OU7	W-830-29	9/1/21		Field Specific Conductance		775.7		umhos/cm	
OU7	W-830-29	9/1/21		Field Temperature		22.3		Degrees C	
OU7	W-830-30	3/2/21		Nitrate (as NO3)		51		mg/L	D
OU7	W-830-30	3/2/21		Perchlorate	<	4		ug/L	
OU7	W-830-30	3/2/21		1,1-Dichloroethane	<	0.5		ug/L	
OU7	W-830-30	3/2/21		1,1-Dichloroethene	<	0.5		ug/L	
OU7	W-830-30	3/2/21		1,1,1-Trichloroethane	<	0.5		ug/L	
OU7	W-830-30	3/2/21		1,1,2-Trichloroethane	<	0.5		ug/L	
OU7	W-830-30	3/2/21		1,1,2,2-Tetrachloroethane	<	0.5		ug/L	
OU7	W-830-30	3/2/21		1,2-Dichlorobenzene	<	0.5		ug/L	
OU7	W-830-30	3/2/21		1,2-Dichloroethane	<	0.5		ug/L	
OU7	W-830-30	3/2/21		1,2-Dichloroethene (total)	<	1		ug/L	
OU7	W-830-30	3/2/21		1,2-Dichloropropane	<	0.5		ug/L	
OU7	W-830-30	3/2/21		1,3-Dichlorobenzene	<	0.5		ug/L	
OU7	W-830-30	3/2/21		1,4-Dichlorobenzene	<	0.5		ug/L	
OU7	W-830-30	3/2/21		2-Chloroethylvinylether	<	1		ug/L	
OU7	W-830-30	3/2/21		Bromodichloromethane	<	0.5		ug/L	
OU7	W-830-30	3/2/21		Bromoform	<	0.5		ug/L	
OU7	W-830-30	3/2/21		Bromomethane	<	0.5		ug/L	
OU7	W-830-30	3/2/21		Carbon tetrachloride	<	0.5		ug/L	
OU7	W-830-30	3/2/21		Chlorobenzene	<	0.5		ug/L	
OU7	W-830-30	3/2/21		Chloroethane	<	0.5		ug/L	
OU7	W-830-30	3/2/21		Chloroform	<	0.5		ug/L	
OU7	W-830-30	3/2/21		Chloromethane	<	0.5		ug/L	
OU7	W-830-30	3/2/21		cis-1,2-Dichloroethene	<	0.5		ug/L	
OU7	W-830-30	3/2/21		cis-1,3-Dichloropropene	<	0.5		ug/L	
OU7	W-830-30	3/2/21		Dibromochloromethane	<	0.5		ug/L	
OU7	W-830-30	3/2/21		Dichlorodifluoromethane	<	0.5		ug/L	
OU7	W-830-30	3/2/21		Methylene chloride	<	0.5		ug/L	
OU7	W-830-30	3/2/21		Tetrachloroethene	<	0.5		ug/L	
OU7	W-830-30	3/2/21		trans-1,2-Dichloroethene	<	0.5		ug/L	
OU7	W-830-30	3/2/21		trans-1,3-Dichloropropene	<	0.5		ug/L	
OU7	W-830-30	3/2/21		Trichloroethene		5.1		ug/L	
OU7	W-830-30	3/2/21		Trichlorofluoromethane	<	0.5		ug/L	
OU7	W-830-30	3/2/21		Trichlorotrifluoroethane	<	0.5		ug/L	
OU7	W-830-30	3/2/21		Vinyl chloride	<	0.5		ug/L	
OU7	W-830-30	3/2/21		Field Oxidation Potential (Eh)		140		mVolts	
OU7	W-830-30	3/2/21		Field pH		8.32		Units	
OU7	W-830-30	3/2/21		Field Specific Conductance		2896		umhos/cm	
OU7	W-830-30	3/2/21		Field Temperature		20.3		Degrees C	
OU7	W-830-3102	3/2/21		Nitrate (as NO3)		2		mg/L	D
OU7	W-830-3102	3/2/21		Perchlorate	<	4		ug/L	
OU7	W-830-3102	3/2/21		1,1-Dichloroethane	<	0.5		ug/L	
OU7	W-830-3102	3/2/21		1,1-Dichloroethene	<	0.5		ug/L	
OU7	W-830-3102	3/2/21		1,1,1-Trichloroethane	<	0.5		ug/L	
OU7	W-830-3102	3/2/21		1,1,2-Trichloroethane	<	0.5		ug/L	
OU7	W-830-3102	3/2/21		1,1,2,2-Tetrachloroethane	<	0.5		ug/L	
OU7	W-830-3102	3/2/21		1,2-Dichlorobenzene	<	0.5		ug/L	
OU7	W-830-3102	3/2/21		1,2-Dichloroethane	<	0.5		ug/L	
OU7	W-830-3102	3/2/21		1,2-Dichloroethene (total)	<	1		ug/L	
OU7	W-830-3102	3/2/21		1,2-Dichloropropane	<	0.5		ug/L	
OU7	W-830-3102	3/2/21		1,3-Dichlorobenzene	<	0.5		ug/L	
OU7	W-830-3102	3/2/21		1,4-Dichlorobenzene	<	0.5		ug/L	
OU7	W-830-3102	3/2/21		2-Chloroethylvinylether	<	10		ug/L	
OU7	W-830-3102	3/2/21		Bromodichloromethane	<	0.5		ug/L	
OU7	W-830-3102	3/2/21		Bromoform	<	0.5		ug/L	
OU7	W-830-3102	3/2/21		Bromomethane	<	1		ug/L	
OU7	W-830-3102	3/2/21		Carbon tetrachloride	<	0.5		ug/L	
OU7	W-830-3102	3/2/21		Chlorobenzene	<	0.5		ug/L	
OU7	W-830-3102	3/2/21		Chloroethane	<	0.5		ug/L	
OU7	W-830-3102	3/2/21		Chloroform	<	0.5		ug/L	
OU7	W-830-3102	3/2/21		Chloromethane	<	0.5		ug/L	
OU7	W-830-3102	3/2/21		cis-1,2-Dichloroethene	<	0.5		ug/L	

Attachment 1. Table 1. Groundwater analytical data, Site 300, 2021.

OU	Location	Date	Sample Type	Parameter	LOS Indicator	Result	Error	Units	QA Flag
OU7	W-830-3102	3/2/21		cis-1,3-Dichloropropene	<	0.5		ug/L	
OU7	W-830-3102	3/2/21		Dibromochloromethane	<	0.5		ug/L	
OU7	W-830-3102	3/2/21		Dichlorodifluoromethane	<	0.5		ug/L	
OU7	W-830-3102	3/2/21		Methylene chloride	<	1		ug/L	
OU7	W-830-3102	3/2/21		Tetrachloroethene	<	0.5		ug/L	
OU7	W-830-3102	3/2/21		trans-1,2-Dichloroethene	<	0.5		ug/L	
OU7	W-830-3102	3/2/21		trans-1,3-Dichloropropene	<	0.5		ug/L	
OU7	W-830-3102	3/2/21		Trichloroethene	<	0.5		ug/L	
OU7	W-830-3102	3/2/21		Trichlorofluoromethane	<	0.5		ug/L	
OU7	W-830-3102	3/2/21		Trichlorotrifluoroethane	<	0.5		ug/L	
OU7	W-830-3102	3/2/21		Vinyl chloride	<	0.5		ug/L	
OU7	W-830-3102	3/2/21		Field Oxidation Potential (Eh)		151		mVolts	
OU7	W-830-3102	3/2/21		Field pH		7.98		Units	
OU7	W-830-3102	3/2/21		Field Specific Conductance		2544		umhos/cm	
OU7	W-830-3102	3/2/21		Field Temperature		19.6		Degrees C	
OU7	W-830-34	3/1/21		Nitrate (as NO3)		88		mg/L	D
OU7	W-830-34	3/1/21		Perchlorate	<	4		ug/L	
OU7	W-830-34	3/1/21		1,1-Dichloroethane	<	0.5		ug/L	
OU7	W-830-34	3/1/21		1,1-Dichloroethene	<	0.5		ug/L	
OU7	W-830-34	3/1/21		1,1,1-Trichloroethane	<	0.5		ug/L	
OU7	W-830-34	3/1/21		1,1,2-Trichloroethane	<	0.5		ug/L	
OU7	W-830-34	3/1/21		1,1,2,2-Tetrachloroethane	<	0.5		ug/L	
OU7	W-830-34	3/1/21		1,2-Dichlorobenzene	<	0.5		ug/L	
OU7	W-830-34	3/1/21		1,2-Dichloroethane	<	0.5		ug/L	
OU7	W-830-34	3/1/21		1,2-Dichloroethene (total)	<	1		ug/L	
OU7	W-830-34	3/1/21		1,2-Dichloropropane	<	0.5		ug/L	
OU7	W-830-34	3/1/21		1,3-Dichlorobenzene	<	0.5		ug/L	
OU7	W-830-34	3/1/21		1,4-Dichlorobenzene	<	0.5		ug/L	
OU7	W-830-34	3/1/21		2-Chloroethylvinylether	<	1		ug/L	
OU7	W-830-34	3/1/21		Bromodichloromethane	<	0.5		ug/L	
OU7	W-830-34	3/1/21		Bromoform	<	0.5		ug/L	
OU7	W-830-34	3/1/21		Bromomethane	<	0.5		ug/L	
OU7	W-830-34	3/1/21		Carbon tetrachloride	<	0.5		ug/L	
OU7	W-830-34	3/1/21		Chlorobenzene	<	0.5		ug/L	
OU7	W-830-34	3/1/21		Chloroethane	<	0.5		ug/L	
OU7	W-830-34	3/1/21		Chloroform	<	0.5		ug/L	
OU7	W-830-34	3/1/21		Chloromethane	<	0.5		ug/L	
OU7	W-830-34	3/1/21		cis-1,2-Dichloroethene	<	0.5		ug/L	
OU7	W-830-34	3/1/21		cis-1,3-Dichloropropene	<	0.5		ug/L	
OU7	W-830-34	3/1/21		Dibromochloromethane	<	0.5		ug/L	
OU7	W-830-34	3/1/21		Dichlorodifluoromethane	<	0.5		ug/L	
OU7	W-830-34	3/1/21		Methylene chloride	<	0.5		ug/L	
OU7	W-830-34	3/1/21		Tetrachloroethene	<	0.5		ug/L	
OU7	W-830-34	3/1/21		trans-1,2-Dichloroethene	<	0.5		ug/L	
OU7	W-830-34	3/1/21		trans-1,3-Dichloropropene	<	0.5		ug/L	
OU7	W-830-34	3/1/21		Trichloroethene		57		ug/L	
OU7	W-830-34	3/1/21		Trichlorofluoromethane	<	0.5		ug/L	
OU7	W-830-34	3/1/21		Trichlorotrifluoroethane	<	0.5		ug/L	
OU7	W-830-34	3/1/21		Vinyl chloride	<	0.5		ug/L	
OU7	W-830-34	3/1/21		Field Oxidation Potential (Eh)		117		mVolts	
OU7	W-830-34	3/1/21		Field pH		7.18		Units	
OU7	W-830-34	3/1/21		Field Specific Conductance		2333		umhos/cm	
OU7	W-830-34	3/1/21		Field Temperature		18.3		Degrees C	
OU7	W-830-34	9/22/21		1,1-Dichloroethane	<	0.5		ug/L	
OU7	W-830-34	9/22/21		1,1-Dichloroethene	<	0.5		ug/L	
OU7	W-830-34	9/22/21		1,1,1-Trichloroethane	<	0.5		ug/L	
OU7	W-830-34	9/22/21		1,1,2-Trichloroethane	<	0.5		ug/L	
OU7	W-830-34	9/22/21		1,1,2,2-Tetrachloroethane	<	0.5		ug/L	
OU7	W-830-34	9/22/21		1,2-Dichlorobenzene	<	0.5		ug/L	
OU7	W-830-34	9/22/21		1,2-Dichloroethane	<	0.5		ug/L	
OU7	W-830-34	9/22/21		1,2-Dichloroethene (total)	<	1		ug/L	
OU7	W-830-34	9/22/21		1,2-Dichloropropane	<	0.5		ug/L	
OU7	W-830-34	9/22/21		1,3-Dichlorobenzene	<	0.5		ug/L	
OU7	W-830-34	9/22/21		1,4-Dichlorobenzene	<	0.5		ug/L	
OU7	W-830-34	9/22/21		2-Chloroethylvinylether	<	1		ug/L	
OU7	W-830-34	9/22/21		Bromodichloromethane	<	0.5		ug/L	

Attachment 1. Table 1. Groundwater analytical data, Site 300, 2021.

OU	Location	Date	Sample Type	Parameter	LOS Indicator	Result	Error	Units	QA Flag
OU7	W-830-34	9/22/21		Bromoform	<	0.5		ug/L	
OU7	W-830-34	9/22/21		Bromomethane	<	0.5		ug/L	
OU7	W-830-34	9/22/21		Carbon tetrachloride	<	0.5		ug/L	
OU7	W-830-34	9/22/21		Chlorobenzene	<	0.5		ug/L	
OU7	W-830-34	9/22/21		Chloroethane	<	0.5		ug/L	
OU7	W-830-34	9/22/21		Chloroform	<	0.5		ug/L	
OU7	W-830-34	9/22/21		Chloromethane	<	0.5		ug/L	
OU7	W-830-34	9/22/21		cis-1,2-Dichloroethene	<	0.5		ug/L	
OU7	W-830-34	9/22/21		cis-1,3-Dichloropropene	<	0.5		ug/L	
OU7	W-830-34	9/22/21		Dibromochloromethane	<	0.5		ug/L	
OU7	W-830-34	9/22/21		Dichlorodifluoromethane	<	0.5		ug/L	
OU7	W-830-34	9/22/21		Methylene chloride	<	0.5		ug/L	
OU7	W-830-34	9/22/21		Tetrachloroethene	<	0.5		ug/L	
OU7	W-830-34	9/22/21		trans-1,2-Dichloroethene	<	0.5		ug/L	
OU7	W-830-34	9/22/21		trans-1,3-Dichloropropene	<	0.5		ug/L	
OU7	W-830-34	9/22/21		Trichloroethene		310		ug/L	D
OU7	W-830-34	9/22/21		Trichlorofluoromethane	<	0.5		ug/L	
OU7	W-830-34	9/22/21		Trichlorotrifluoroethane	<	0.5		ug/L	
OU7	W-830-34	9/22/21		Vinyl chloride	<	0.5		ug/L	
OU7	W-830-34	9/22/21		Field Oxidation Potential (Eh)		79		mVolts	
OU7	W-830-34	9/22/21		Field pH		8.27		Units	
OU7	W-830-34	9/22/21		Field Specific Conductance		1307		umhos/cm	
OU7	W-830-34	9/22/21		Field Temperature		21.4		Degrees C	
OU7	W-830-34	9/22/21	DUP	1,1-Dichloroethane	<	0.5		ug/L	
OU7	W-830-34	9/22/21	DUP	1,1-Dichloroethene	<	0.5		ug/L	
OU7	W-830-34	9/22/21	DUP	1,1,1-Trichloroethane	<	0.5		ug/L	
OU7	W-830-34	9/22/21	DUP	1,1,2-Trichloroethane	<	0.5		ug/L	
OU7	W-830-34	9/22/21	DUP	1,1,2,2-Tetrachloroethane	<	0.5		ug/L	
OU7	W-830-34	9/22/21	DUP	1,2-Dichlorobenzene	<	0.5		ug/L	
OU7	W-830-34	9/22/21	DUP	1,2-Dichloroethane	<	0.5		ug/L	
OU7	W-830-34	9/22/21	DUP	1,2-Dichloroethene (total)	<	1		ug/L	
OU7	W-830-34	9/22/21	DUP	1,2-Dichloropropane	<	0.5		ug/L	
OU7	W-830-34	9/22/21	DUP	1,3-Dichlorobenzene	<	0.5		ug/L	
OU7	W-830-34	9/22/21	DUP	1,4-Dichlorobenzene	<	0.5		ug/L	
OU7	W-830-34	9/22/21	DUP	2-Chloroethylvinylether	<	1		ug/L	
OU7	W-830-34	9/22/21	DUP	Bromodichloromethane	<	0.5		ug/L	
OU7	W-830-34	9/22/21	DUP	Bromoform	<	0.5		ug/L	
OU7	W-830-34	9/22/21	DUP	Bromomethane	<	0.5		ug/L	
OU7	W-830-34	9/22/21	DUP	Carbon tetrachloride	<	0.5		ug/L	
OU7	W-830-34	9/22/21	DUP	Chlorobenzene	<	0.5		ug/L	
OU7	W-830-34	9/22/21	DUP	Chloroethane	<	0.5		ug/L	
OU7	W-830-34	9/22/21	DUP	Chloroform	<	0.5		ug/L	
OU7	W-830-34	9/22/21	DUP	Chloromethane	<	0.5		ug/L	
OU7	W-830-34	9/22/21	DUP	cis-1,2-Dichloroethene	<	0.5		ug/L	
OU7	W-830-34	9/22/21	DUP	cis-1,3-Dichloropropene	<	0.5		ug/L	
OU7	W-830-34	9/22/21	DUP	Dibromochloromethane	<	0.5		ug/L	
OU7	W-830-34	9/22/21	DUP	Dichlorodifluoromethane	<	0.5		ug/L	
OU7	W-830-34	9/22/21	DUP	Methylene chloride	<	0.5		ug/L	
OU7	W-830-34	9/22/21	DUP	Tetrachloroethene	<	0.5		ug/L	
OU7	W-830-34	9/22/21	DUP	trans-1,2-Dichloroethene	<	0.5		ug/L	
OU7	W-830-34	9/22/21	DUP	trans-1,3-Dichloropropene	<	0.5		ug/L	
OU7	W-830-34	9/22/21	DUP	Trichloroethene		330		ug/L	D
OU7	W-830-34	9/22/21	DUP	Trichlorofluoromethane	<	0.5		ug/L	
OU7	W-830-34	9/22/21	DUP	Trichlorotrifluoroethane	<	0.5		ug/L	
OU7	W-830-34	9/22/21	DUP	Vinyl chloride	<	0.5		ug/L	
OU7	W-830-3409	2/24/21		Nitrate (as NO3)		25		mg/L	
OU7	W-830-3409	2/24/21		Perchlorate	<	4		ug/L	
OU7	W-830-3409	2/24/21		1,1-Dichloroethane	<	0.5		ug/L	
OU7	W-830-3409	2/24/21		1,1-Dichloroethene	<	0.5		ug/L	
OU7	W-830-3409	2/24/21		1,1,1-Trichloroethane	<	0.5		ug/L	
OU7	W-830-3409	2/24/21		1,1,2-Trichloroethane	<	0.5		ug/L	
OU7	W-830-3409	2/24/21		1,1,2,2-Tetrachloroethane	<	0.5		ug/L	
OU7	W-830-3409	2/24/21		1,2-Dichlorobenzene	<	0.5		ug/L	
OU7	W-830-3409	2/24/21		1,2-Dichloroethane	<	0.5		ug/L	
OU7	W-830-3409	2/24/21		1,2-Dichloroethene (total)	<	1		ug/L	
OU7	W-830-3409	2/24/21		1,2-Dichloropropane	<	0.5		ug/L	

Attachment 1. Table 1. Groundwater analytical data, Site 300, 2021.

OU	Location	Date	Sample Type	Parameter	LOS Indicator	Result	Error	Units	QA Flag
OU7	W-830-3409	2/24/21		1,3-Dichlorobenzene	<	0.5		ug/L	
OU7	W-830-3409	2/24/21		1,4-Dichlorobenzene	<	0.5		ug/L	
OU7	W-830-3409	2/24/21		2-Chloroethylvinylether	<	10		ug/L	
OU7	W-830-3409	2/24/21		Bromodichloromethane	<	0.5		ug/L	
OU7	W-830-3409	2/24/21		Bromoform	<	0.5		ug/L	
OU7	W-830-3409	2/24/21		Bromomethane	<	1		ug/L	
OU7	W-830-3409	2/24/21		Carbon tetrachloride	<	0.5		ug/L	
OU7	W-830-3409	2/24/21		Chlorobenzene	<	0.5		ug/L	
OU7	W-830-3409	2/24/21		Chloroethane	<	0.5		ug/L	
OU7	W-830-3409	2/24/21		Chloroform	<	0.5		ug/L	
OU7	W-830-3409	2/24/21		Chloromethane	<	0.5		ug/L	
OU7	W-830-3409	2/24/21		cis-1,2-Dichloroethene	<	0.5		ug/L	
OU7	W-830-3409	2/24/21		cis-1,3-Dichloropropene	<	0.5		ug/L	
OU7	W-830-3409	2/24/21		Dibromochloromethane	<	0.5		ug/L	
OU7	W-830-3409	2/24/21		Dichlorodifluoromethane	<	0.5		ug/L	
OU7	W-830-3409	2/24/21		Methylene chloride	<	1		ug/L	
OU7	W-830-3409	2/24/21		Tetrachloroethene	<	0.5		ug/L	
OU7	W-830-3409	2/24/21		trans-1,2-Dichloroethene	<	0.5		ug/L	
OU7	W-830-3409	2/24/21		trans-1,3-Dichloropropene	<	0.5		ug/L	
OU7	W-830-3409	2/24/21		Trichloroethene	<	0.5		ug/L	
OU7	W-830-3409	2/24/21		Trichlorofluoromethane	<	0.5		ug/L	
OU7	W-830-3409	2/24/21		Trichlorotrifluoroethane	<	0.5		ug/L	
OU7	W-830-3409	2/24/21		Vinyl chloride	<	0.5		ug/L	
OU7	W-830-3409	2/24/21		1,3-Dinitrobenzene	<	2		ug/L	
OU7	W-830-3409	2/24/21		1,3,5-Trinitrobenzene	<	2		ug/L	
OU7	W-830-3409	2/24/21		2-Amino-4,6-dinitrotoluene	<	2		ug/L	
OU7	W-830-3409	2/24/21		2-Nitrotoluene	<	2		ug/L	
OU7	W-830-3409	2/24/21		2,4-Dinitrotoluene	<	2		ug/L	
OU7	W-830-3409	2/24/21		2,6-Dinitrotoluene	<	2		ug/L	
OU7	W-830-3409	2/24/21		3-Nitrotoluene	<	2		ug/L	
OU7	W-830-3409	2/24/21		4-Amino-2,6-dinitrotoluene	<	2		ug/L	
OU7	W-830-3409	2/24/21		4-Nitrotoluene	<	2		ug/L	
OU7	W-830-3409	2/24/21		HMX	<	1		ug/L	
OU7	W-830-3409	2/24/21		Nitrobenzene	<	2		ug/L	
OU7	W-830-3409	2/24/21		RDX	<	1		ug/L	
OU7	W-830-3409	2/24/21		TNT	<	2		ug/L	
OU7	W-830-3409	2/24/21		Field pH		7.42		Units	
OU7	W-830-3409	2/24/21		Field Specific Conductance		1577		umhos/cm	
OU7	W-830-3409	2/24/21		Field Temperature		16.5		Degrees C	
OU7	W-830-3410	2/24/21		Nitrate (as NO3)		0.54		mg/L	
OU7	W-830-3410	2/24/21		Perchlorate	<	4		ug/L	
OU7	W-830-3410	2/24/21		1,1-Dichloroethane	<	0.5		ug/L	
OU7	W-830-3410	2/24/21		1,1-Dichloroethene	<	0.5		ug/L	
OU7	W-830-3410	2/24/21		1,1,1-Trichloroethane	<	0.5		ug/L	
OU7	W-830-3410	2/24/21		1,1,2-Trichloroethane	<	0.5		ug/L	
OU7	W-830-3410	2/24/21		1,1,2,2-Tetrachloroethane	<	0.5		ug/L	
OU7	W-830-3410	2/24/21		1,2-Dichlorobenzene	<	0.5		ug/L	
OU7	W-830-3410	2/24/21		1,2-Dichloroethane	<	0.5		ug/L	
OU7	W-830-3410	2/24/21		1,2-Dichloroethene (total)	<	1		ug/L	
OU7	W-830-3410	2/24/21		1,2-Dichloropropane	<	0.5		ug/L	
OU7	W-830-3410	2/24/21		1,3-Dichlorobenzene	<	0.5		ug/L	
OU7	W-830-3410	2/24/21		1,4-Dichlorobenzene	<	0.5		ug/L	
OU7	W-830-3410	2/24/21		2-Chloroethylvinylether	<	10		ug/L	
OU7	W-830-3410	2/24/21		Bromodichloromethane	<	0.5		ug/L	
OU7	W-830-3410	2/24/21		Bromoform	<	0.5		ug/L	
OU7	W-830-3410	2/24/21		Bromomethane	<	1		ug/L	
OU7	W-830-3410	2/24/21		Carbon tetrachloride	<	0.5		ug/L	
OU7	W-830-3410	2/24/21		Chlorobenzene	<	0.5		ug/L	
OU7	W-830-3410	2/24/21		Chloroethane	<	0.5		ug/L	
OU7	W-830-3410	2/24/21		Chloroform	<	0.5		ug/L	
OU7	W-830-3410	2/24/21		Chloromethane	<	0.5		ug/L	
OU7	W-830-3410	2/24/21		cis-1,2-Dichloroethene	<	0.5		ug/L	
OU7	W-830-3410	2/24/21		cis-1,3-Dichloropropene	<	0.5		ug/L	
OU7	W-830-3410	2/24/21		Dibromochloromethane	<	0.5		ug/L	
OU7	W-830-3410	2/24/21		Dichlorodifluoromethane	<	0.5		ug/L	
OU7	W-830-3410	2/24/21		Methylene chloride	<	1		ug/L	

Attachment 1. Table 1. Groundwater analytical data, Site 300, 2021.

OU	Location	Date	Sample Type	Parameter	LOS Indicator	Result	Error	Units	QA Flag
OU7	W-830-3410	2/24/21		Tetrachloroethene	<	0.5		ug/L	
OU7	W-830-3410	2/24/21		trans-1,2-Dichloroethene	<	0.5		ug/L	
OU7	W-830-3410	2/24/21		trans-1,3-Dichloropropene	<	0.5		ug/L	
OU7	W-830-3410	2/24/21		Trichloroethene	<	0.5		ug/L	
OU7	W-830-3410	2/24/21		Trichlorofluoromethane	<	0.5		ug/L	
OU7	W-830-3410	2/24/21		Trichlorotrifluoroethane	<	0.5		ug/L	
OU7	W-830-3410	2/24/21		Vinyl chloride	<	0.5		ug/L	
OU7	W-830-3410	2/24/21		1,3-Dinitrobenzene	<	2.3		ug/L	D
OU7	W-830-3410	2/24/21		1,3,5-Trinitrobenzene	<	2.3		ug/L	D
OU7	W-830-3410	2/24/21		2-Amino-4,6-dinitrotoluene	<	2.3		ug/L	D
OU7	W-830-3410	2/24/21		2-Nitrotoluene	<	2.3		ug/L	D
OU7	W-830-3410	2/24/21		2,4-Dinitrotoluene	<	2.3		ug/L	D
OU7	W-830-3410	2/24/21		2,6-Dinitrotoluene	<	2.3		ug/L	D
OU7	W-830-3410	2/24/21		3-Nitrotoluene	<	2.3		ug/L	D
OU7	W-830-3410	2/24/21		4-Amino-2,6-dinitrotoluene	<	2.3		ug/L	D
OU7	W-830-3410	2/24/21		4-Nitrotoluene	<	2.3		ug/L	D
OU7	W-830-3410	2/24/21		HMX	<	1.1		ug/L	D
OU7	W-830-3410	2/24/21		Nitrobenzene	<	2.3		ug/L	D
OU7	W-830-3410	2/24/21		RDX	<	1.1		ug/L	D
OU7	W-830-3410	2/24/21		TNT	<	2.3		ug/L	D
OU7	W-830-3410	2/24/21		Field Oxidation Potential (Eh)		283		mVolts	
OU7	W-830-3410	2/24/21		Field pH		7.74		Units	
OU7	W-830-3410	2/24/21		Field Specific Conductance		1650		umhos/cm	
OU7	W-830-3410	2/24/21		Field Temperature		16.2		Degrees C	
OU7	W-830-3503	3/4/21		Nitrate (as NO3)		2.3		mg/L	
OU7	W-830-3503	3/4/21		Perchlorate	<	4		ug/L	
OU7	W-830-3503	3/4/21		1,1-Dichloroethane	<	0.5		ug/L	
OU7	W-830-3503	3/4/21		1,1-Dichloroethene	<	0.5		ug/L	
OU7	W-830-3503	3/4/21		1,1,1-Trichloroethane	<	0.5		ug/L	
OU7	W-830-3503	3/4/21		1,1,2-Trichloroethane	<	0.5		ug/L	
OU7	W-830-3503	3/4/21		1,1,2,2-Tetrachloroethane	<	0.5		ug/L	
OU7	W-830-3503	3/4/21		1,2-Dichlorobenzene	<	0.5		ug/L	
OU7	W-830-3503	3/4/21		1,2-Dichloroethane	<	0.5		ug/L	
OU7	W-830-3503	3/4/21		1,2-Dichloroethene (total)	<	1		ug/L	
OU7	W-830-3503	3/4/21		1,2-Dichloropropane	<	0.5		ug/L	
OU7	W-830-3503	3/4/21		1,3-Dichlorobenzene	<	0.5		ug/L	
OU7	W-830-3503	3/4/21		1,4-Dichlorobenzene	<	0.5		ug/L	
OU7	W-830-3503	3/4/21		2-Chloroethylvinylether	<	1		ug/L	
OU7	W-830-3503	3/4/21		Bromodichloromethane	<	0.5		ug/L	
OU7	W-830-3503	3/4/21		Bromoform	<	0.5		ug/L	
OU7	W-830-3503	3/4/21		Bromomethane	<	0.5		ug/L	
OU7	W-830-3503	3/4/21		Carbon tetrachloride	<	0.5		ug/L	
OU7	W-830-3503	3/4/21		Chlorobenzene	<	0.5		ug/L	
OU7	W-830-3503	3/4/21		Chloroethane	<	0.5		ug/L	
OU7	W-830-3503	3/4/21		Chloroform	<	0.5		ug/L	
OU7	W-830-3503	3/4/21		Chloromethane	<	0.5		ug/L	
OU7	W-830-3503	3/4/21		cis-1,2-Dichloroethene	<	0.5		ug/L	
OU7	W-830-3503	3/4/21		cis-1,3-Dichloropropene	<	0.5		ug/L	
OU7	W-830-3503	3/4/21		Dibromochloromethane	<	0.5		ug/L	
OU7	W-830-3503	3/4/21		Dichlorodifluoromethane	<	0.5		ug/L	
OU7	W-830-3503	3/4/21		Methylene chloride	<	0.5		ug/L	
OU7	W-830-3503	3/4/21		Tetrachloroethene	<	0.5		ug/L	
OU7	W-830-3503	3/4/21		trans-1,2-Dichloroethene	<	0.5		ug/L	
OU7	W-830-3503	3/4/21		trans-1,3-Dichloropropene	<	0.5		ug/L	
OU7	W-830-3503	3/4/21		Trichloroethene	<	0.5		ug/L	
OU7	W-830-3503	3/4/21		Trichlorofluoromethane	<	0.5		ug/L	
OU7	W-830-3503	3/4/21		Trichlorotrifluoroethane	<	0.5		ug/L	
OU7	W-830-3503	3/4/21		Vinyl chloride	<	0.5		ug/L	
OU7	W-830-3503	3/4/21		Field Oxidation Potential (Eh)		195		mVolts	
OU7	W-830-3503	3/4/21		Field pH		8.44		Units	
OU7	W-830-3503	3/4/21		Field Specific Conductance		1772		umhos/cm	
OU7	W-830-3503	3/4/21		Field Temperature		19.9		Degrees C	
OU7	W-830-3503	5/12/21		Nitrate (as NO3)		2.1		mg/L	
OU7	W-830-3503	5/12/21		Perchlorate	<	4		ug/L	
OU7	W-830-3503	5/12/21		1,1-Dichloroethane	<	0.5		ug/L	
OU7	W-830-3503	5/12/21		1,1-Dichloroethene	<	0.5		ug/L	

Attachment 1. Table 1. Groundwater analytical data, Site 300, 2021.

OU	Location	Date	Sample Type	Parameter	LOS Indicator	Result	Error	Units	QA Flag
OU7	W-830-3503	5/12/21		1,1,1-Trichloroethane	<	0.5		ug/L	
OU7	W-830-3503	5/12/21		1,1,2-Trichloroethane	<	0.5		ug/L	
OU7	W-830-3503	5/12/21		1,1,2,2-Tetrachloroethane	<	0.5		ug/L	
OU7	W-830-3503	5/12/21		1,2-Dichlorobenzene	<	0.5		ug/L	
OU7	W-830-3503	5/12/21		1,2-Dichloroethane	<	0.5		ug/L	
OU7	W-830-3503	5/12/21		1,2-Dichloroethene (total)	<	1		ug/L	
OU7	W-830-3503	5/12/21		1,2-Dichloropropane	<	0.5		ug/L	
OU7	W-830-3503	5/12/21		1,3-Dichlorobenzene	<	0.5		ug/L	
OU7	W-830-3503	5/12/21		1,4-Dichlorobenzene	<	0.5		ug/L	
OU7	W-830-3503	5/12/21		2-Chloroethylvinylether	<	1		ug/L	
OU7	W-830-3503	5/12/21		Bromodichloromethane	<	0.5		ug/L	
OU7	W-830-3503	5/12/21		Bromoform	<	0.5		ug/L	
OU7	W-830-3503	5/12/21		Bromomethane	<	0.5		ug/L	
OU7	W-830-3503	5/12/21		Carbon tetrachloride	<	0.5		ug/L	
OU7	W-830-3503	5/12/21		Chlorobenzene	<	0.5		ug/L	
OU7	W-830-3503	5/12/21		Chloroethane	<	0.5		ug/L	
OU7	W-830-3503	5/12/21		Chloroform	<	0.5		ug/L	
OU7	W-830-3503	5/12/21		Chloromethane	<	0.5		ug/L	
OU7	W-830-3503	5/12/21		cis-1,2-Dichloroethene	<	0.5		ug/L	
OU7	W-830-3503	5/12/21		cis-1,3-Dichloropropene	<	0.5		ug/L	
OU7	W-830-3503	5/12/21		Dibromochloromethane	<	0.5		ug/L	
OU7	W-830-3503	5/12/21		Dichlorodifluoromethane	<	0.5		ug/L	
OU7	W-830-3503	5/12/21		Methylene chloride	<	0.5		ug/L	
OU7	W-830-3503	5/12/21		Tetrachloroethene	<	0.5		ug/L	
OU7	W-830-3503	5/12/21		trans-1,2-Dichloroethene	<	0.5		ug/L	
OU7	W-830-3503	5/12/21		trans-1,3-Dichloropropene	<	0.5		ug/L	
OU7	W-830-3503	5/12/21		Trichloroethene	<	0.5		ug/L	
OU7	W-830-3503	5/12/21		Trichlorofluoromethane	<	0.5		ug/L	
OU7	W-830-3503	5/12/21		Trichlorotrifluoroethane	<	0.5		ug/L	
OU7	W-830-3503	5/12/21		Vinyl chloride	<	0.5		ug/L	
OU7	W-830-3503	5/12/21		Field Oxidation Potential (Eh)		73		mVolts	
OU7	W-830-3503	5/12/21		Field pH		8.29		Units	
OU7	W-830-3503	5/12/21		Field Specific Conductance		1916		umhos/cm	
OU7	W-830-3503	5/12/21		Field Temperature		20		Degrees C	
OU7	W-830-3503	9/2/21		Nitrate (as NO3)		2.4		mg/L	
OU7	W-830-3503	9/2/21		Perchlorate	<	2		ug/L	
OU7	W-830-3503	9/2/21		1,1-Dichloroethane	<	0.5		ug/L	
OU7	W-830-3503	9/2/21		1,1-Dichloroethene	<	0.5		ug/L	
OU7	W-830-3503	9/2/21		1,1,1-Trichloroethane	<	0.5		ug/L	
OU7	W-830-3503	9/2/21		1,1,2-Trichloroethane	<	0.5		ug/L	
OU7	W-830-3503	9/2/21		1,1,2,2-Tetrachloroethane	<	0.5		ug/L	
OU7	W-830-3503	9/2/21		1,2-Dichlorobenzene	<	0.5		ug/L	
OU7	W-830-3503	9/2/21		1,2-Dichloroethane	<	0.5		ug/L	
OU7	W-830-3503	9/2/21		1,2-Dichloroethene (total)	<	1		ug/L	
OU7	W-830-3503	9/2/21		1,2-Dichloropropane	<	0.5		ug/L	
OU7	W-830-3503	9/2/21		1,3-Dichlorobenzene	<	0.5		ug/L	
OU7	W-830-3503	9/2/21		1,4-Dichlorobenzene	<	0.5		ug/L	
OU7	W-830-3503	9/2/21		2-Chloroethylvinylether	<	1		ug/L	
OU7	W-830-3503	9/2/21		Bromodichloromethane	<	0.5		ug/L	
OU7	W-830-3503	9/2/21		Bromoform	<	0.5		ug/L	
OU7	W-830-3503	9/2/21		Bromomethane	<	0.5		ug/L	
OU7	W-830-3503	9/2/21		Carbon tetrachloride	<	0.5		ug/L	L
OU7	W-830-3503	9/2/21		Chlorobenzene	<	0.5		ug/L	
OU7	W-830-3503	9/2/21		Chloroethane	<	0.5		ug/L	
OU7	W-830-3503	9/2/21		Chloroform	<	0.5		ug/L	
OU7	W-830-3503	9/2/21		Chloromethane	<	0.5		ug/L	
OU7	W-830-3503	9/2/21		cis-1,2-Dichloroethene	<	0.5		ug/L	
OU7	W-830-3503	9/2/21		cis-1,3-Dichloropropene	<	0.5		ug/L	
OU7	W-830-3503	9/2/21		Dibromochloromethane	<	0.5		ug/L	
OU7	W-830-3503	9/2/21		Dichlorodifluoromethane	<	0.5		ug/L	
OU7	W-830-3503	9/2/21		Methylene chloride	<	0.5		ug/L	
OU7	W-830-3503	9/2/21		Tetrachloroethene	<	0.5		ug/L	
OU7	W-830-3503	9/2/21		trans-1,2-Dichloroethene	<	0.5		ug/L	
OU7	W-830-3503	9/2/21		trans-1,3-Dichloropropene	<	0.5		ug/L	
OU7	W-830-3503	9/2/21		Trichloroethene	<	0.5		ug/L	
OU7	W-830-3503	9/2/21		Trichlorofluoromethane	<	0.5		ug/L	

Attachment 1. Table 1. Groundwater analytical data, Site 300, 2021.

OU	Location	Date	Sample Type	Parameter	LOS Indicator	Result	Error	Units	QA Flag
OU7	W-830-3503	9/2/21		Trichlorotrifluoroethane	<	0.5		ug/L	
OU7	W-830-3503	9/2/21		Vinyl chloride	<	0.5		ug/L	
OU7	W-830-3503	9/2/21		Field Oxidation Potential (Eh)		62		mVolts	
OU7	W-830-3503	9/2/21		Field pH		8.09		Units	
OU7	W-830-3503	9/2/21		Field Specific Conductance		1762		umhos/cm	
OU7	W-830-3503	9/2/21		Field Temperature		19.5		Degrees C	
OU7	W-830-3503	10/26/21		Nitrate (as NO3)		2.3		mg/L	
OU7	W-830-3503	10/26/21		Perchlorate	<	2		ug/L	
OU7	W-830-3503	10/26/21		1,1-Dichloroethane	<	0.5		ug/L	
OU7	W-830-3503	10/26/21		1,1-Dichloroethene	<	0.5		ug/L	
OU7	W-830-3503	10/26/21		1,1,1-Trichloroethane	<	0.5		ug/L	
OU7	W-830-3503	10/26/21		1,1,2-Trichloroethane	<	0.5		ug/L	
OU7	W-830-3503	10/26/21		1,1,2,2-Tetrachloroethane	<	0.5		ug/L	
OU7	W-830-3503	10/26/21		1,2-Dichlorobenzene	<	0.5		ug/L	
OU7	W-830-3503	10/26/21		1,2-Dichloroethane	<	0.5		ug/L	
OU7	W-830-3503	10/26/21		1,2-Dichloroethene (total)	<	1		ug/L	
OU7	W-830-3503	10/26/21		1,2-Dichloropropane	<	0.5		ug/L	
OU7	W-830-3503	10/26/21		1,3-Dichlorobenzene	<	0.5		ug/L	
OU7	W-830-3503	10/26/21		1,4-Dichlorobenzene	<	0.5		ug/L	
OU7	W-830-3503	10/26/21		2-Chloroethylvinylether	<	1		ug/L	
OU7	W-830-3503	10/26/21		Bromodichloromethane	<	0.5		ug/L	
OU7	W-830-3503	10/26/21		Bromoform	<	0.5		ug/L	
OU7	W-830-3503	10/26/21		Bromomethane	<	0.5		ug/L	
OU7	W-830-3503	10/26/21		Carbon tetrachloride	<	0.5		ug/L	
OU7	W-830-3503	10/26/21		Chlorobenzene	<	0.5		ug/L	
OU7	W-830-3503	10/26/21		Chloroethane	<	0.5		ug/L	
OU7	W-830-3503	10/26/21		Chloroform	<	0.5		ug/L	
OU7	W-830-3503	10/26/21		Chloromethane	<	0.5		ug/L	
OU7	W-830-3503	10/26/21		cis-1,2-Dichloroethene	<	0.5		ug/L	
OU7	W-830-3503	10/26/21		cis-1,3-Dichloropropene	<	0.5		ug/L	
OU7	W-830-3503	10/26/21		Dibromochloromethane	<	0.5		ug/L	
OU7	W-830-3503	10/26/21		Dichlorodifluoromethane	<	0.5		ug/L	
OU7	W-830-3503	10/26/21		Methylene chloride	<	0.5		ug/L	
OU7	W-830-3503	10/26/21		Tetrachloroethene	<	0.5		ug/L	
OU7	W-830-3503	10/26/21		trans-1,2-Dichloroethene	<	0.5		ug/L	
OU7	W-830-3503	10/26/21		trans-1,3-Dichloropropene	<	0.5		ug/L	
OU7	W-830-3503	10/26/21		Trichloroethene	<	0.5		ug/L	
OU7	W-830-3503	10/26/21		Trichlorofluoromethane	<	0.5		ug/L	
OU7	W-830-3503	10/26/21		Trichlorotrifluoroethane	<	0.5		ug/L	
OU7	W-830-3503	10/26/21		Vinyl chloride	<	0.5		ug/L	
OU7	W-830-3601	3/9/21		Nitrate (as NO3)	<	1		mg/L	
OU7	W-830-3601	3/9/21		Perchlorate	<	8		ug/L	D
OU7	W-830-3601	3/9/21		1,1-Dichloroethane	<	0.5		ug/L	
OU7	W-830-3601	3/9/21		1,1-Dichloroethene	<	0.5		ug/L	
OU7	W-830-3601	3/9/21		1,1,1-Trichloroethane	<	0.5		ug/L	
OU7	W-830-3601	3/9/21		1,1,2-Trichloroethane	<	0.5		ug/L	
OU7	W-830-3601	3/9/21		1,1,2,2-Tetrachloroethane	<	0.5		ug/L	
OU7	W-830-3601	3/9/21		1,2-Dichlorobenzene	<	0.5		ug/L	
OU7	W-830-3601	3/9/21		1,2-Dichloroethane	<	0.5		ug/L	
OU7	W-830-3601	3/9/21		1,2-Dichloroethene (total)	<	1		ug/L	
OU7	W-830-3601	3/9/21		1,2-Dichloropropane	<	0.5		ug/L	
OU7	W-830-3601	3/9/21		1,3-Dichlorobenzene	<	0.5		ug/L	
OU7	W-830-3601	3/9/21		1,4-Dichlorobenzene	<	0.5		ug/L	
OU7	W-830-3601	3/9/21		2-Chloroethylvinylether	<	1		ug/L	L
OU7	W-830-3601	3/9/21		Bromodichloromethane	<	0.5		ug/L	
OU7	W-830-3601	3/9/21		Bromoform	<	0.5		ug/L	
OU7	W-830-3601	3/9/21		Bromomethane	<	0.5		ug/L	
OU7	W-830-3601	3/9/21		Carbon tetrachloride	<	0.5		ug/L	
OU7	W-830-3601	3/9/21		Chlorobenzene	<	0.5		ug/L	
OU7	W-830-3601	3/9/21		Chloroethane	<	0.5		ug/L	
OU7	W-830-3601	3/9/21		Chloroform	<	0.5		ug/L	
OU7	W-830-3601	3/9/21		Chloromethane	<	0.5		ug/L	
OU7	W-830-3601	3/9/21		cis-1,2-Dichloroethene	<	0.5		ug/L	
OU7	W-830-3601	3/9/21		cis-1,3-Dichloropropene	<	0.5		ug/L	
OU7	W-830-3601	3/9/21		Dibromochloromethane	<	0.5		ug/L	
OU7	W-830-3601	3/9/21		Dichlorodifluoromethane	<	0.5		ug/L	

Attachment 1. Table 1. Groundwater analytical data, Site 300, 2021.

OU	Location	Date	Sample Type	Parameter	LOS Indicator	Result	Error	Units	QA Flag
OU7	W-830-3601	3/9/21		Methylene chloride	<	0.5		ug/L	
OU7	W-830-3601	3/9/21		Tetrachloroethene	<	0.5		ug/L	
OU7	W-830-3601	3/9/21		trans-1,2-Dichloroethene	<	0.5		ug/L	
OU7	W-830-3601	3/9/21		trans-1,3-Dichloropropene	<	0.5		ug/L	
OU7	W-830-3601	3/9/21		Trichloroethene	<	0.5		ug/L	
OU7	W-830-3601	3/9/21		Trichlorofluoromethane	<	0.5		ug/L	
OU7	W-830-3601	3/9/21		Trichlorotrifluoroethane	<	0.5		ug/L	
OU7	W-830-3601	3/9/21		Vinyl chloride	<	0.5		ug/L	
OU7	W-830-3601	3/9/21		Field Oxidation Potential (Eh)		213		mVolts	
OU7	W-830-3601	3/9/21		Field pH		8.64		Units	
OU7	W-830-3601	3/9/21		Field Specific Conductance		1892		umhos/cm	
OU7	W-830-3601	3/9/21		Field Temperature		19.1		Degrees C	
OU7	W-830-3601	3/9/21	DUP	Nitrate (as NO3)	<	1		mg/L	
OU7	W-830-3601	3/9/21	DUP	Perchlorate	<	4		ug/L	
OU7	W-830-3601	3/9/21	DUP	1,1-Dichloroethane	<	0.5		ug/L	
OU7	W-830-3601	3/9/21	DUP	1,1-Dichloroethene	<	0.5		ug/L	
OU7	W-830-3601	3/9/21	DUP	1,1,1-Trichloroethane	<	0.5		ug/L	
OU7	W-830-3601	3/9/21	DUP	1,1,2-Trichloroethane	<	0.5		ug/L	
OU7	W-830-3601	3/9/21	DUP	1,1,2,2-Tetrachloroethane	<	0.5		ug/L	
OU7	W-830-3601	3/9/21	DUP	1,2-Dichlorobenzene	<	0.5		ug/L	
OU7	W-830-3601	3/9/21	DUP	1,2-Dichloroethane	<	0.5		ug/L	
OU7	W-830-3601	3/9/21	DUP	1,2-Dichloroethene (total)	<	1		ug/L	
OU7	W-830-3601	3/9/21	DUP	1,2-Dichloropropane	<	0.5		ug/L	
OU7	W-830-3601	3/9/21	DUP	1,3-Dichlorobenzene	<	0.5		ug/L	
OU7	W-830-3601	3/9/21	DUP	1,4-Dichlorobenzene	<	0.5		ug/L	
OU7	W-830-3601	3/9/21	DUP	2-Chloroethylvinylether	<	1		ug/L	L
OU7	W-830-3601	3/9/21	DUP	Bromodichloromethane	<	0.5		ug/L	
OU7	W-830-3601	3/9/21	DUP	Bromoform	<	0.5		ug/L	
OU7	W-830-3601	3/9/21	DUP	Bromomethane	<	0.5		ug/L	
OU7	W-830-3601	3/9/21	DUP	Carbon tetrachloride	<	0.5		ug/L	
OU7	W-830-3601	3/9/21	DUP	Chlorobenzene	<	0.5		ug/L	
OU7	W-830-3601	3/9/21	DUP	Chloroethane	<	0.5		ug/L	
OU7	W-830-3601	3/9/21	DUP	Chloroform	<	0.5		ug/L	
OU7	W-830-3601	3/9/21	DUP	Chloromethane	<	0.5		ug/L	
OU7	W-830-3601	3/9/21	DUP	cis-1,2-Dichloroethene	<	0.5		ug/L	
OU7	W-830-3601	3/9/21	DUP	cis-1,3-Dichloropropene	<	0.5		ug/L	
OU7	W-830-3601	3/9/21	DUP	Dibromochloromethane	<	0.5		ug/L	
OU7	W-830-3601	3/9/21	DUP	Dichlorodifluoromethane	<	0.5		ug/L	
OU7	W-830-3601	3/9/21	DUP	Methylene chloride	<	0.5		ug/L	
OU7	W-830-3601	3/9/21	DUP	Tetrachloroethene	<	0.5		ug/L	
OU7	W-830-3601	3/9/21	DUP	trans-1,2-Dichloroethene	<	0.5		ug/L	
OU7	W-830-3601	3/9/21	DUP	trans-1,3-Dichloropropene	<	0.5		ug/L	
OU7	W-830-3601	3/9/21	DUP	Trichloroethene	<	0.5		ug/L	
OU7	W-830-3601	3/9/21	DUP	Trichlorofluoromethane	<	0.5		ug/L	
OU7	W-830-3601	3/9/21	DUP	Trichlorotrifluoroethane	<	0.5		ug/L	
OU7	W-830-3601	3/9/21	DUP	Vinyl chloride	<	0.5		ug/L	
OU7	W-830-3601	5/20/21		Nitrate (as NO3)	<	1		mg/L	
OU7	W-830-3601	5/20/21		Perchlorate	<	4		ug/L	
OU7	W-830-3601	5/20/21		1,1-Dichloroethane	<	0.5		ug/L	
OU7	W-830-3601	5/20/21		1,1-Dichloroethene	<	0.5		ug/L	
OU7	W-830-3601	5/20/21		1,1,1-Trichloroethane	<	0.5		ug/L	
OU7	W-830-3601	5/20/21		1,1,2-Trichloroethane	<	0.5		ug/L	
OU7	W-830-3601	5/20/21		1,1,2,2-Tetrachloroethane	<	0.5		ug/L	
OU7	W-830-3601	5/20/21		1,2-Dichlorobenzene	<	0.5		ug/L	
OU7	W-830-3601	5/20/21		1,2-Dichloroethane	<	0.5		ug/L	
OU7	W-830-3601	5/20/21		1,2-Dichloroethene (total)	<	1		ug/L	
OU7	W-830-3601	5/20/21		1,2-Dichloropropane	<	0.5		ug/L	
OU7	W-830-3601	5/20/21		1,3-Dichlorobenzene	<	0.5		ug/L	
OU7	W-830-3601	5/20/21		1,4-Dichlorobenzene	<	0.5		ug/L	
OU7	W-830-3601	5/20/21		2-Chloroethylvinylether	<	1		ug/L	
OU7	W-830-3601	5/20/21		Bromodichloromethane	<	0.5		ug/L	
OU7	W-830-3601	5/20/21		Bromoform	<	0.5		ug/L	
OU7	W-830-3601	5/20/21		Bromomethane	<	0.5		ug/L	
OU7	W-830-3601	5/20/21		Carbon tetrachloride	<	0.5		ug/L	
OU7	W-830-3601	5/20/21		Chlorobenzene	<	0.5		ug/L	
OU7	W-830-3601	5/20/21		Chloroethane	<	0.5		ug/L	

Attachment 1. Table 1. Groundwater analytical data, Site 300, 2021.

OU	Location	Date	Sample Type	Parameter	LOS Indicator	Result	Error	Units	QA Flag
OU7	W-830-3601	5/20/21		Chloroform	<	0.5		ug/L	
OU7	W-830-3601	5/20/21		Chloromethane	<	0.5		ug/L	
OU7	W-830-3601	5/20/21		cis-1,2-Dichloroethene	<	0.5		ug/L	
OU7	W-830-3601	5/20/21		cis-1,3-Dichloropropene	<	0.5		ug/L	
OU7	W-830-3601	5/20/21		Dibromochloromethane	<	0.5		ug/L	
OU7	W-830-3601	5/20/21		Dichlorodifluoromethane	<	0.5		ug/L	
OU7	W-830-3601	5/20/21		Methylene chloride	<	0.5		ug/L	
OU7	W-830-3601	5/20/21		Tetrachloroethene	<	0.5		ug/L	
OU7	W-830-3601	5/20/21		trans-1,2-Dichloroethene	<	0.5		ug/L	
OU7	W-830-3601	5/20/21		trans-1,3-Dichloropropene	<	0.5		ug/L	
OU7	W-830-3601	5/20/21		Trichloroethene	<	0.5		ug/L	
OU7	W-830-3601	5/20/21		Trichlorofluoromethane	<	0.5		ug/L	
OU7	W-830-3601	5/20/21		Trichlorotrifluoroethane	<	0.5		ug/L	L
OU7	W-830-3601	5/20/21		Vinyl chloride	<	0.5		ug/L	
OU7	W-830-3601	5/20/21		Field Oxidation Potential (Eh)		-14		mVolts	
OU7	W-830-3601	5/20/21		Field pH		8.35		Units	
OU7	W-830-3601	5/20/21		Field Specific Conductance		1909		umhos/cm	
OU7	W-830-3601	5/20/21		Field Temperature		20.4		Degrees C	
OU7	W-830-3601	9/2/21		Nitrate (as NO3)		1.2		mg/L	
OU7	W-830-3601	9/2/21		Perchlorate	<	2		ug/L	
OU7	W-830-3601	9/2/21		1,1-Dichloroethane	<	0.5		ug/L	
OU7	W-830-3601	9/2/21		1,1-Dichloroethene	<	0.5		ug/L	
OU7	W-830-3601	9/2/21		1,1,1-Trichloroethane	<	0.5		ug/L	
OU7	W-830-3601	9/2/21		1,1,2-Trichloroethane	<	0.5		ug/L	
OU7	W-830-3601	9/2/21		1,1,2,2-Tetrachloroethane	<	0.5		ug/L	
OU7	W-830-3601	9/2/21		1,2-Dichlorobenzene	<	0.5		ug/L	
OU7	W-830-3601	9/2/21		1,2-Dichloroethane	<	0.5		ug/L	
OU7	W-830-3601	9/2/21		1,2-Dichloroethene (total)	<	1		ug/L	
OU7	W-830-3601	9/2/21		1,2-Dichloropropane	<	0.5		ug/L	
OU7	W-830-3601	9/2/21		1,3-Dichlorobenzene	<	0.5		ug/L	
OU7	W-830-3601	9/2/21		1,4-Dichlorobenzene	<	0.5		ug/L	
OU7	W-830-3601	9/2/21		2-Chloroethylvinylether	<	1		ug/L	
OU7	W-830-3601	9/2/21		Bromodichloromethane	<	0.5		ug/L	
OU7	W-830-3601	9/2/21		Bromoform	<	0.5		ug/L	
OU7	W-830-3601	9/2/21		Bromomethane	<	0.5		ug/L	
OU7	W-830-3601	9/2/21		Carbon tetrachloride	<	0.5		ug/L	L
OU7	W-830-3601	9/2/21		Chlorobenzene	<	0.5		ug/L	
OU7	W-830-3601	9/2/21		Chloroethane	<	0.5		ug/L	
OU7	W-830-3601	9/2/21		Chloroform	<	0.5		ug/L	
OU7	W-830-3601	9/2/21		Chloromethane	<	0.5		ug/L	
OU7	W-830-3601	9/2/21		cis-1,2-Dichloroethene		0.73		ug/L	
OU7	W-830-3601	9/2/21		cis-1,3-Dichloropropene	<	0.5		ug/L	
OU7	W-830-3601	9/2/21		Dibromochloromethane	<	0.5		ug/L	
OU7	W-830-3601	9/2/21		Dichlorodifluoromethane	<	0.5		ug/L	
OU7	W-830-3601	9/2/21		Methylene chloride	<	0.5		ug/L	
OU7	W-830-3601	9/2/21		Tetrachloroethene	<	0.5		ug/L	
OU7	W-830-3601	9/2/21		trans-1,2-Dichloroethene	<	0.5		ug/L	
OU7	W-830-3601	9/2/21		trans-1,3-Dichloropropene	<	0.5		ug/L	
OU7	W-830-3601	9/2/21		Trichloroethene		1.1		ug/L	
OU7	W-830-3601	9/2/21		Trichlorofluoromethane	<	0.5		ug/L	
OU7	W-830-3601	9/2/21		Trichlorotrifluoroethane	<	0.5		ug/L	
OU7	W-830-3601	9/2/21		Vinyl chloride	<	0.5		ug/L	
OU7	W-830-3601	9/2/21		Field Oxidation Potential (Eh)		81		mVolts	
OU7	W-830-3601	9/2/21		Field pH		8.48		Units	
OU7	W-830-3601	9/2/21		Field Specific Conductance		1681		umhos/cm	
OU7	W-830-3601	9/2/21		Field Temperature		19.6		Degrees C	
OU7	W-830-3601	11/1/21		Nitrate (as NO3)	<	1		mg/L	
OU7	W-830-3601	11/1/21		Perchlorate	<	2		ug/L	
OU7	W-830-3601	11/1/21		1,1-Dichloroethane	<	0.5		ug/L	
OU7	W-830-3601	11/1/21		1,1-Dichloroethene	<	0.5		ug/L	
OU7	W-830-3601	11/1/21		1,1,1-Trichloroethane	<	0.5		ug/L	
OU7	W-830-3601	11/1/21		1,1,2-Trichloroethane	<	0.5		ug/L	
OU7	W-830-3601	11/1/21		1,1,2,2-Tetrachloroethane	<	0.5		ug/L	
OU7	W-830-3601	11/1/21		1,2-Dichlorobenzene	<	0.5		ug/L	
OU7	W-830-3601	11/1/21		1,2-Dichloroethane	<	0.5		ug/L	
OU7	W-830-3601	11/1/21		1,2-Dichloroethene (total)	<	1		ug/L	

Attachment 1. Table 1. Groundwater analytical data, Site 300, 2021.

OU	Location	Date	Sample Type	Parameter	LOS Indicator	Result	Error	Units	QA Flag
OU7	W-830-3601	11/1/21		1,2-Dichloropropane	<	0.5		ug/L	
OU7	W-830-3601	11/1/21		1,3-Dichlorobenzene	<	0.5		ug/L	
OU7	W-830-3601	11/1/21		1,4-Dichlorobenzene	<	0.5		ug/L	
OU7	W-830-3601	11/1/21		2-Chloroethylvinylether	<	1		ug/L	L
OU7	W-830-3601	11/1/21		Bromodichloromethane	<	0.5		ug/L	
OU7	W-830-3601	11/1/21		Bromoform	<	0.5		ug/L	
OU7	W-830-3601	11/1/21		Bromomethane	<	0.5		ug/L	
OU7	W-830-3601	11/1/21		Carbon tetrachloride	<	0.5		ug/L	
OU7	W-830-3601	11/1/21		Chlorobenzene	<	0.5		ug/L	
OU7	W-830-3601	11/1/21		Chloroethane	<	0.5		ug/L	
OU7	W-830-3601	11/1/21		Chloroform	<	0.5		ug/L	
OU7	W-830-3601	11/1/21		Chloromethane	<	0.5		ug/L	
OU7	W-830-3601	11/1/21		cis-1,2-Dichloroethene		0.76		ug/L	
OU7	W-830-3601	11/1/21		cis-1,3-Dichloropropene	<	0.5		ug/L	
OU7	W-830-3601	11/1/21		Dibromochloromethane	<	0.5		ug/L	
OU7	W-830-3601	11/1/21		Dichlorodifluoromethane	<	0.5		ug/L	
OU7	W-830-3601	11/1/21		Methylene chloride	<	0.5		ug/L	
OU7	W-830-3601	11/1/21		Tetrachloroethene	<	0.5		ug/L	
OU7	W-830-3601	11/1/21		trans-1,2-Dichloroethene	<	0.5		ug/L	
OU7	W-830-3601	11/1/21		trans-1,3-Dichloropropene	<	0.5		ug/L	
OU7	W-830-3601	11/1/21		Trichloroethene		1.7		ug/L	
OU7	W-830-3601	11/1/21		Trichlorofluoromethane	<	0.5		ug/L	
OU7	W-830-3601	11/1/21		Trichlorotrifluoroethane	<	0.5		ug/L	
OU7	W-830-3601	11/1/21		Vinyl chloride	<	0.5		ug/L	
OU7	W-830-3601	11/1/21		Field Oxidation Potential (Eh)		10		mVolts	
OU7	W-830-3601	11/1/21		Field pH		8.32		Units	
OU7	W-830-3601	11/1/21		Field Specific Conductance		1924		umhos/cm	
OU7	W-830-3601	11/1/21		Field Temperature		19.1		Degrees C	
OU7	W-830-49	3/17/21		Nitrate (as NO3)		120		mg/L	D
OU7	W-830-49	3/17/21		Perchlorate	<	4		ug/L	
OU7	W-830-49	3/17/21		1,1-Dichloroethane	<	0.5		ug/L	
OU7	W-830-49	3/17/21		1,1-Dichloroethene	<	0.5		ug/L	
OU7	W-830-49	3/17/21		1,1,1-Trichloroethane	<	0.5		ug/L	
OU7	W-830-49	3/17/21		1,1,2-Trichloroethane	<	0.5		ug/L	
OU7	W-830-49	3/17/21		1,1,2,2-Tetrachloroethane	<	0.5		ug/L	
OU7	W-830-49	3/17/21		1,2-Dichlorobenzene	<	0.5		ug/L	
OU7	W-830-49	3/17/21		1,2-Dichloroethane		0.75		ug/L	
OU7	W-830-49	3/17/21		1,2-Dichloroethene (total)	<	1		ug/L	
OU7	W-830-49	3/17/21		1,2-Dichloropropane	<	0.5		ug/L	
OU7	W-830-49	3/17/21		1,3-Dichlorobenzene	<	0.5		ug/L	
OU7	W-830-49	3/17/21		1,4-Dichlorobenzene	<	0.5		ug/L	
OU7	W-830-49	3/17/21		2-Chloroethylvinylether	<	10		ug/L	
OU7	W-830-49	3/17/21		Bromodichloromethane	<	0.5		ug/L	
OU7	W-830-49	3/17/21		Bromoform	<	0.5		ug/L	
OU7	W-830-49	3/17/21		Bromomethane	<	1		ug/L	
OU7	W-830-49	3/17/21		Carbon tetrachloride	<	0.5		ug/L	
OU7	W-830-49	3/17/21		Chlorobenzene	<	0.5		ug/L	
OU7	W-830-49	3/17/21		Chloroethane	<	0.5		ug/L	
OU7	W-830-49	3/17/21		Chloroform	<	0.5		ug/L	
OU7	W-830-49	3/17/21		Chloromethane	<	0.5		ug/L	
OU7	W-830-49	3/17/21		cis-1,2-Dichloroethene		0.68		ug/L	
OU7	W-830-49	3/17/21		cis-1,3-Dichloropropene	<	0.5		ug/L	
OU7	W-830-49	3/17/21		Dibromochloromethane	<	0.5		ug/L	
OU7	W-830-49	3/17/21		Dichlorodifluoromethane	<	0.5		ug/L	
OU7	W-830-49	3/17/21		Methylene chloride	<	1		ug/L	
OU7	W-830-49	3/17/21		Tetrachloroethene		3.7		ug/L	
OU7	W-830-49	3/17/21		trans-1,2-Dichloroethene	<	0.5		ug/L	
OU7	W-830-49	3/17/21		trans-1,3-Dichloropropene	<	0.5		ug/L	
OU7	W-830-49	3/17/21		Trichloroethene		1400		ug/L	D
OU7	W-830-49	3/17/21		Trichlorofluoromethane		0.61		ug/L	
OU7	W-830-49	3/17/21		Trichlorotrifluoroethane	<	0.5		ug/L	
OU7	W-830-49	3/17/21		Vinyl chloride	<	0.5		ug/L	
OU7	W-830-49	4/7/21		1,1-Dichloroethane	<	0.5		ug/L	
OU7	W-830-49	4/7/21		1,1-Dichloroethene	<	0.5		ug/L	
OU7	W-830-49	4/7/21		1,1,1-Trichloroethane	<	0.5		ug/L	
OU7	W-830-49	4/7/21		1,1,2-Trichloroethane	<	0.5		ug/L	

Attachment 1. Table 1. Groundwater analytical data, Site 300, 2021.

OU	Location	Date	Sample Type	Parameter	LOS Indicator	Result	Error	Units	QA Flag
OU7	W-830-49	4/7/21		1,1,2,2-Tetrachloroethane	<	0.5		ug/L	
OU7	W-830-49	4/7/21		1,2-Dichlorobenzene	<	0.5		ug/L	
OU7	W-830-49	4/7/21		1,2-Dichloroethane		0.88		ug/L	
OU7	W-830-49	4/7/21		1,2-Dichloroethene (total)	<	1		ug/L	
OU7	W-830-49	4/7/21		1,2-Dichloropropane	<	0.5		ug/L	
OU7	W-830-49	4/7/21		1,3-Dichlorobenzene	<	0.5		ug/L	
OU7	W-830-49	4/7/21		1,4-Dichlorobenzene	<	0.5		ug/L	
OU7	W-830-49	4/7/21		2-Chloroethylvinylether	<	10		ug/L	
OU7	W-830-49	4/7/21		Bromodichloromethane	<	0.5		ug/L	
OU7	W-830-49	4/7/21		Bromoform	<	0.5		ug/L	
OU7	W-830-49	4/7/21		Bromomethane	<	1		ug/L	
OU7	W-830-49	4/7/21		Carbon tetrachloride	<	0.5		ug/L	
OU7	W-830-49	4/7/21		Chlorobenzene	<	0.5		ug/L	
OU7	W-830-49	4/7/21		Chloroethane	<	0.5		ug/L	
OU7	W-830-49	4/7/21		Chloroform		0.53		ug/L	
OU7	W-830-49	4/7/21		Chloromethane	<	0.5		ug/L	
OU7	W-830-49	4/7/21		cis-1,2-Dichloroethene		0.68		ug/L	
OU7	W-830-49	4/7/21		cis-1,3-Dichloropropene	<	0.5		ug/L	
OU7	W-830-49	4/7/21		Dibromochloromethane	<	0.5		ug/L	
OU7	W-830-49	4/7/21		Dichlorodifluoromethane	<	0.5		ug/L	
OU7	W-830-49	4/7/21		Methylene chloride	<	1		ug/L	
OU7	W-830-49	4/7/21		Tetrachloroethene		4.2		ug/L	
OU7	W-830-49	4/7/21		trans-1,2-Dichloroethene	<	0.5		ug/L	
OU7	W-830-49	4/7/21		trans-1,3-Dichloropropene	<	0.5		ug/L	
OU7	W-830-49	4/7/21		Trichloroethene		1800		ug/L	D
OU7	W-830-49	4/7/21		Trichlorofluoromethane		0.55		ug/L	
OU7	W-830-49	4/7/21		Trichlorotrifluoroethane	<	0.5		ug/L	
OU7	W-830-49	4/7/21		Vinyl chloride	<	0.5		ug/L	
OU7	W-830-49	7/6/21		Nitrate (as NO3)		120		mg/L	D
OU7	W-830-49	7/6/21		Perchlorate		2.5		ug/L	
OU7	W-830-49	7/6/21		1,1-Dichloroethane	<	0.5		ug/L	
OU7	W-830-49	7/6/21		1,1-Dichloroethene	<	0.5		ug/L	
OU7	W-830-49	7/6/21		1,1,1-Trichloroethane	<	0.5		ug/L	
OU7	W-830-49	7/6/21		1,1,2-Trichloroethane	<	0.5		ug/L	
OU7	W-830-49	7/6/21		1,1,2,2-Tetrachloroethane	<	0.5		ug/L	
OU7	W-830-49	7/6/21		1,2-Dichlorobenzene	<	0.5		ug/L	
OU7	W-830-49	7/6/21		1,2-Dichloroethane		0.82		ug/L	
OU7	W-830-49	7/6/21		1,2-Dichloroethene (total)	<	1		ug/L	
OU7	W-830-49	7/6/21		1,2-Dichloropropane	<	0.5		ug/L	
OU7	W-830-49	7/6/21		1,3-Dichlorobenzene	<	0.5		ug/L	
OU7	W-830-49	7/6/21		1,4-Dichlorobenzene	<	0.5		ug/L	
OU7	W-830-49	7/6/21		2-Chloroethylvinylether	<	10		ug/L	
OU7	W-830-49	7/6/21		Bromodichloromethane	<	0.5		ug/L	
OU7	W-830-49	7/6/21		Bromoform	<	0.5		ug/L	
OU7	W-830-49	7/6/21		Bromomethane	<	1		ug/L	
OU7	W-830-49	7/6/21		Carbon tetrachloride	<	0.5		ug/L	
OU7	W-830-49	7/6/21		Chlorobenzene	<	0.5		ug/L	
OU7	W-830-49	7/6/21		Chloroethane	<	0.5		ug/L	
OU7	W-830-49	7/6/21		Chloroform		0.51		ug/L	
OU7	W-830-49	7/6/21		Chloromethane	<	0.5		ug/L	
OU7	W-830-49	7/6/21		cis-1,2-Dichloroethene		0.6		ug/L	
OU7	W-830-49	7/6/21		cis-1,3-Dichloropropene	<	0.5		ug/L	
OU7	W-830-49	7/6/21		Dibromochloromethane	<	0.5		ug/L	
OU7	W-830-49	7/6/21		Dichlorodifluoromethane	<	0.5		ug/L	
OU7	W-830-49	7/6/21		Methylene chloride	<	1		ug/L	
OU7	W-830-49	7/6/21		Tetrachloroethene		3.6		ug/L	
OU7	W-830-49	7/6/21		trans-1,2-Dichloroethene	<	0.5		ug/L	
OU7	W-830-49	7/6/21		trans-1,3-Dichloropropene	<	0.5		ug/L	
OU7	W-830-49	7/6/21		Trichloroethene		1400		ug/L	D
OU7	W-830-49	7/6/21		Trichlorofluoromethane	<	0.5		ug/L	
OU7	W-830-49	7/6/21		Trichlorotrifluoroethane	<	0.5		ug/L	
OU7	W-830-49	7/6/21		Vinyl chloride	<	0.5		ug/L	
OU7	W-830-49	10/4/21		1,1-Dichloroethane	<	0.5		ug/L	
OU7	W-830-49	10/4/21		1,1-Dichloroethene	<	0.5		ug/L	
OU7	W-830-49	10/4/21		1,1,1-Trichloroethane	<	0.5		ug/L	
OU7	W-830-49	10/4/21		1,1,2-Trichloroethane	<	0.5		ug/L	

Attachment 1. Table 1. Groundwater analytical data, Site 300, 2021.

OU	Location	Date	Sample Type	Parameter	LOS Indicator	Result	Error	Units	QA Flag
OU7	W-830-49	10/4/21		1,1,2,2-Tetrachloroethane	<	0.5		ug/L	
OU7	W-830-49	10/4/21		1,2-Dichlorobenzene	<	0.5		ug/L	
OU7	W-830-49	10/4/21		1,2-Dichloroethane		0.86		ug/L	
OU7	W-830-49	10/4/21		1,2-Dichloroethene (total)	<	1		ug/L	
OU7	W-830-49	10/4/21		1,2-Dichloropropane	<	0.5		ug/L	
OU7	W-830-49	10/4/21		1,3-Dichlorobenzene	<	0.5		ug/L	
OU7	W-830-49	10/4/21		1,4-Dichlorobenzene	<	0.5		ug/L	
OU7	W-830-49	10/4/21		2-Chloroethylvinylether	<	10		ug/L	
OU7	W-830-49	10/4/21		Bromodichloromethane	<	0.5		ug/L	
OU7	W-830-49	10/4/21		Bromoform	<	0.5		ug/L	
OU7	W-830-49	10/4/21		Bromomethane	<	1		ug/L	
OU7	W-830-49	10/4/21		Carbon tetrachloride	<	0.5		ug/L	
OU7	W-830-49	10/4/21		Chlorobenzene	<	0.5		ug/L	
OU7	W-830-49	10/4/21		Chloroethane	<	0.5		ug/L	
OU7	W-830-49	10/4/21		Chloroform		0.5		ug/L	
OU7	W-830-49	10/4/21		Chloromethane	<	0.5		ug/L	
OU7	W-830-49	10/4/21		cis-1,2-Dichloroethene		0.63		ug/L	
OU7	W-830-49	10/4/21		cis-1,3-Dichloropropene	<	0.5		ug/L	
OU7	W-830-49	10/4/21		Dibromochloromethane	<	0.5		ug/L	
OU7	W-830-49	10/4/21		Dichlorodifluoromethane	<	0.5		ug/L	
OU7	W-830-49	10/4/21		Methylene chloride	<	1		ug/L	
OU7	W-830-49	10/4/21		Tetrachloroethene		3.5		ug/L	
OU7	W-830-49	10/4/21		trans-1,2-Dichloroethene	<	0.5		ug/L	
OU7	W-830-49	10/4/21		trans-1,3-Dichloropropene	<	0.5		ug/L	
OU7	W-830-49	10/4/21		Trichloroethene		1600		ug/L	D
OU7	W-830-49	10/4/21		Trichlorofluoromethane	<	0.5		ug/L	
OU7	W-830-49	10/4/21		Trichlorotrifluoroethane	<	0.5		ug/L	
OU7	W-830-49	10/4/21		Vinyl chloride	<	0.5		ug/L	
OU7	W-830-50	2/25/21		Nitrate (as NO3)		13		mg/L	
OU7	W-830-50	2/25/21		Perchlorate	<	4		ug/L	
OU7	W-830-50	2/25/21		1,1-Dichloroethane	<	0.5		ug/L	
OU7	W-830-50	2/25/21		1,1-Dichloroethene	<	0.5		ug/L	
OU7	W-830-50	2/25/21		1,1,1-Trichloroethane	<	0.5		ug/L	
OU7	W-830-50	2/25/21		1,1,2-Trichloroethane	<	0.5		ug/L	
OU7	W-830-50	2/25/21		1,1,2,2-Tetrachloroethane	<	0.5		ug/L	
OU7	W-830-50	2/25/21		1,2-Dichlorobenzene	<	0.5		ug/L	
OU7	W-830-50	2/25/21		1,2-Dichloroethane	<	0.5		ug/L	
OU7	W-830-50	2/25/21		1,2-Dichloroethene (total)	<	1		ug/L	
OU7	W-830-50	2/25/21		1,2-Dichloropropane	<	0.5		ug/L	
OU7	W-830-50	2/25/21		1,3-Dichlorobenzene	<	0.5		ug/L	
OU7	W-830-50	2/25/21		1,4-Dichlorobenzene	<	0.5		ug/L	
OU7	W-830-50	2/25/21		2-Chloroethylvinylether	<	1		ug/L	
OU7	W-830-50	2/25/21		Bromodichloromethane	<	0.5		ug/L	
OU7	W-830-50	2/25/21		Bromoform	<	0.5		ug/L	
OU7	W-830-50	2/25/21		Bromomethane	<	0.5		ug/L	
OU7	W-830-50	2/25/21		Carbon tetrachloride	<	0.5		ug/L	
OU7	W-830-50	2/25/21		Chlorobenzene	<	0.5		ug/L	
OU7	W-830-50	2/25/21		Chloroethane	<	0.5		ug/L	
OU7	W-830-50	2/25/21		Chloroform	<	0.5		ug/L	
OU7	W-830-50	2/25/21		Chloromethane	<	0.5		ug/L	
OU7	W-830-50	2/25/21		cis-1,2-Dichloroethene		0.65		ug/L	
OU7	W-830-50	2/25/21		cis-1,3-Dichloropropene	<	0.5		ug/L	
OU7	W-830-50	2/25/21		Dibromochloromethane	<	0.5		ug/L	
OU7	W-830-50	2/25/21		Dichlorodifluoromethane	<	0.5		ug/L	
OU7	W-830-50	2/25/21		Methylene chloride	<	0.5		ug/L	
OU7	W-830-50	2/25/21		Tetrachloroethene	<	0.5		ug/L	
OU7	W-830-50	2/25/21		trans-1,2-Dichloroethene	<	0.5		ug/L	
OU7	W-830-50	2/25/21		trans-1,3-Dichloropropene	<	0.5		ug/L	
OU7	W-830-50	2/25/21		Trichloroethene		7.8		ug/L	
OU7	W-830-50	2/25/21		Trichlorofluoromethane	<	0.5		ug/L	
OU7	W-830-50	2/25/21		Trichlorotrifluoroethane	<	0.5		ug/L	
OU7	W-830-50	2/25/21		Vinyl chloride	<	0.5		ug/L	
OU7	W-830-50	2/25/21		Field Oxidation Potential (Eh)		210		mVolts	
OU7	W-830-50	2/25/21		Field pH		7.57		Units	
OU7	W-830-50	2/25/21		Field Specific Conductance		1711		umhos/cm	
OU7	W-830-50	2/25/21		Field Temperature		17		Degrees C	

Attachment 1. Table 1. Groundwater analytical data, Site 300, 2021.

OU	Location	Date	Sample Type	Parameter	LOS Indicator	Result	Error	Units	QA Flag
OU7	W-830-50	2/25/21	DUP	Nitrate (as NO3)		13		mg/L	
OU7	W-830-50	2/25/21	DUP	Perchlorate	<	4		ug/L	
OU7	W-830-50	2/25/21	DUP	1,1-Dichloroethane	<	0.5		ug/L	
OU7	W-830-50	2/25/21	DUP	1,1-Dichloroethene	<	0.5		ug/L	
OU7	W-830-50	2/25/21	DUP	1,1,1-Trichloroethane	<	0.5		ug/L	
OU7	W-830-50	2/25/21	DUP	1,1,2-Trichloroethane	<	0.5		ug/L	
OU7	W-830-50	2/25/21	DUP	1,1,2,2-Tetrachloroethane	<	0.5		ug/L	
OU7	W-830-50	2/25/21	DUP	1,2-Dichlorobenzene	<	0.5		ug/L	
OU7	W-830-50	2/25/21	DUP	1,2-Dichloroethane	<	0.5		ug/L	
OU7	W-830-50	2/25/21	DUP	1,2-Dichloroethene (total)	<	1		ug/L	
OU7	W-830-50	2/25/21	DUP	1,2-Dichloropropane	<	0.5		ug/L	
OU7	W-830-50	2/25/21	DUP	1,3-Dichlorobenzene	<	0.5		ug/L	
OU7	W-830-50	2/25/21	DUP	1,4-Dichlorobenzene	<	0.5		ug/L	
OU7	W-830-50	2/25/21	DUP	2-Chloroethylvinylether	<	1		ug/L	
OU7	W-830-50	2/25/21	DUP	Bromodichloromethane	<	0.5		ug/L	
OU7	W-830-50	2/25/21	DUP	Bromoform	<	0.5		ug/L	
OU7	W-830-50	2/25/21	DUP	Bromomethane	<	0.5		ug/L	
OU7	W-830-50	2/25/21	DUP	Carbon tetrachloride	<	0.5		ug/L	
OU7	W-830-50	2/25/21	DUP	Chlorobenzene	<	0.5		ug/L	
OU7	W-830-50	2/25/21	DUP	Chloroethane	<	0.5		ug/L	
OU7	W-830-50	2/25/21	DUP	Chloroform	<	0.5		ug/L	
OU7	W-830-50	2/25/21	DUP	Chloromethane	<	0.5		ug/L	
OU7	W-830-50	2/25/21	DUP	cis-1,2-Dichloroethene		0.57		ug/L	
OU7	W-830-50	2/25/21	DUP	cis-1,3-Dichloropropene	<	0.5		ug/L	
OU7	W-830-50	2/25/21	DUP	Dibromochloromethane	<	0.5		ug/L	
OU7	W-830-50	2/25/21	DUP	Dichlorodifluoromethane	<	0.5		ug/L	
OU7	W-830-50	2/25/21	DUP	Methylene chloride	<	0.5		ug/L	
OU7	W-830-50	2/25/21	DUP	Tetrachloroethene	<	0.5		ug/L	
OU7	W-830-50	2/25/21	DUP	trans-1,2-Dichloroethene	<	0.5		ug/L	
OU7	W-830-50	2/25/21	DUP	trans-1,3-Dichloropropene	<	0.5		ug/L	
OU7	W-830-50	2/25/21	DUP	Trichloroethene		7.5		ug/L	
OU7	W-830-50	2/25/21	DUP	Trichlorofluoromethane	<	0.5		ug/L	
OU7	W-830-50	2/25/21	DUP	Trichlorotrifluoroethane	<	0.5		ug/L	
OU7	W-830-50	2/25/21	DUP	Vinyl chloride	<	0.5		ug/L	
OU7	W-830-51	3/17/21		Nitrate (as NO3)		66		mg/L	D
OU7	W-830-51	3/17/21		Perchlorate		5		ug/L	
OU7	W-830-51	3/17/21		1,1-Dichloroethane	<	0.5		ug/L	
OU7	W-830-51	3/17/21		1,1-Dichloroethene	<	0.5		ug/L	
OU7	W-830-51	3/17/21		1,1,1-Trichloroethane	<	0.5		ug/L	
OU7	W-830-51	3/17/21		1,1,2-Trichloroethane	<	0.5		ug/L	
OU7	W-830-51	3/17/21		1,1,2,2-Tetrachloroethane	<	0.5		ug/L	
OU7	W-830-51	3/17/21		1,2-Dichlorobenzene	<	0.5		ug/L	
OU7	W-830-51	3/17/21		1,2-Dichloroethane	<	0.5		ug/L	
OU7	W-830-51	3/17/21		1,2-Dichloroethene (total)	<	1		ug/L	
OU7	W-830-51	3/17/21		1,2-Dichloropropane	<	0.5		ug/L	
OU7	W-830-51	3/17/21		1,3-Dichlorobenzene	<	0.5		ug/L	
OU7	W-830-51	3/17/21		1,4-Dichlorobenzene	<	0.5		ug/L	
OU7	W-830-51	3/17/21		2-Chloroethylvinylether	<	10		ug/L	
OU7	W-830-51	3/17/21		Bromodichloromethane	<	0.5		ug/L	
OU7	W-830-51	3/17/21		Bromoform	<	0.5		ug/L	
OU7	W-830-51	3/17/21		Bromomethane	<	1		ug/L	
OU7	W-830-51	3/17/21		Carbon tetrachloride	<	0.5		ug/L	
OU7	W-830-51	3/17/21		Chlorobenzene	<	0.5		ug/L	
OU7	W-830-51	3/17/21		Chloroethane	<	0.5		ug/L	
OU7	W-830-51	3/17/21		Chloroform	<	0.5		ug/L	
OU7	W-830-51	3/17/21		Chloromethane	<	0.5		ug/L	
OU7	W-830-51	3/17/21		cis-1,2-Dichloroethene	<	0.5		ug/L	
OU7	W-830-51	3/17/21		cis-1,3-Dichloropropene	<	0.5		ug/L	
OU7	W-830-51	3/17/21		Dibromochloromethane	<	0.5		ug/L	
OU7	W-830-51	3/17/21		Dichlorodifluoromethane	<	0.5		ug/L	
OU7	W-830-51	3/17/21		Methylene chloride	<	1		ug/L	
OU7	W-830-51	3/17/21		Tetrachloroethene	<	0.5		ug/L	
OU7	W-830-51	3/17/21		trans-1,2-Dichloroethene	<	0.5		ug/L	
OU7	W-830-51	3/17/21		trans-1,3-Dichloropropene	<	0.5		ug/L	
OU7	W-830-51	3/17/21		Trichloroethene		29		ug/L	
OU7	W-830-51	3/17/21		Trichlorofluoromethane	<	0.5		ug/L	

Attachment 1. Table 1. Groundwater analytical data, Site 300, 2021.

OU	Location	Date	Sample Type	Parameter	LOS Indicator	Result	Error	Units	QA Flag
OU7	W-830-51	3/17/21		Trichlorotrifluoroethane	<	0.5		ug/L	
OU7	W-830-51	3/17/21		Vinyl chloride	<	0.5		ug/L	
OU7	W-830-51	4/20/21		1,1-Dichloroethane	<	0.5		ug/L	
OU7	W-830-51	4/20/21		1,1-Dichloroethene	<	0.5		ug/L	
OU7	W-830-51	4/20/21		1,1,1-Trichloroethane	<	0.5		ug/L	
OU7	W-830-51	4/20/21		1,1,2-Trichloroethane	<	0.5		ug/L	
OU7	W-830-51	4/20/21		1,1,2,2-Tetrachloroethane	<	0.5		ug/L	
OU7	W-830-51	4/20/21		1,2-Dichlorobenzene	<	0.5		ug/L	
OU7	W-830-51	4/20/21		1,2-Dichloroethane	<	0.5		ug/L	
OU7	W-830-51	4/20/21		1,2-Dichloroethene (total)	<	1		ug/L	
OU7	W-830-51	4/20/21		1,2-Dichloropropane	<	0.5		ug/L	
OU7	W-830-51	4/20/21		1,3-Dichlorobenzene	<	0.5		ug/L	
OU7	W-830-51	4/20/21		1,4-Dichlorobenzene	<	0.5		ug/L	
OU7	W-830-51	4/20/21		2-Chloroethylvinylether	<	10		ug/L	
OU7	W-830-51	4/20/21		Bromodichloromethane	<	0.5		ug/L	
OU7	W-830-51	4/20/21		Bromoform	<	0.5		ug/L	
OU7	W-830-51	4/20/21		Bromomethane	<	1		ug/L	
OU7	W-830-51	4/20/21		Carbon tetrachloride	<	0.5		ug/L	
OU7	W-830-51	4/20/21		Chlorobenzene	<	0.5		ug/L	
OU7	W-830-51	4/20/21		Chloroethane	<	0.5		ug/L	
OU7	W-830-51	4/20/21		Chloroform	<	0.5		ug/L	
OU7	W-830-51	4/20/21		Chloromethane	<	0.5		ug/L	
OU7	W-830-51	4/20/21		cis-1,2-Dichloroethene	<	0.5		ug/L	
OU7	W-830-51	4/20/21		cis-1,3-Dichloropropene	<	0.5		ug/L	
OU7	W-830-51	4/20/21		Dibromochloromethane	<	0.5		ug/L	
OU7	W-830-51	4/20/21		Dichlorodifluoromethane	<	0.5		ug/L	
OU7	W-830-51	4/20/21		Methylene chloride	<	1		ug/L	
OU7	W-830-51	4/20/21		Tetrachloroethene	<	0.5		ug/L	
OU7	W-830-51	4/20/21		trans-1,2-Dichloroethene	<	0.5		ug/L	
OU7	W-830-51	4/20/21		trans-1,3-Dichloropropene	<	0.5		ug/L	
OU7	W-830-51	4/20/21		Trichloroethene		29		ug/L	
OU7	W-830-51	4/20/21		Trichlorofluoromethane	<	0.5		ug/L	
OU7	W-830-51	4/20/21		Trichlorotrifluoroethane	<	0.5		ug/L	
OU7	W-830-51	4/20/21		Vinyl chloride	<	0.5		ug/L	
OU7	W-830-51	7/27/21		Nitrate (as NO3)		67		mg/L	D
OU7	W-830-51	7/27/21		Perchlorate		5.4		ug/L	
OU7	W-830-51	7/27/21		1,1-Dichloroethane	<	0.5		ug/L	
OU7	W-830-51	7/27/21		1,1-Dichloroethene	<	0.5		ug/L	
OU7	W-830-51	7/27/21		1,1,1-Trichloroethane	<	0.5		ug/L	
OU7	W-830-51	7/27/21		1,1,2-Trichloroethane	<	0.5		ug/L	
OU7	W-830-51	7/27/21		1,1,2,2-Tetrachloroethane	<	0.5		ug/L	
OU7	W-830-51	7/27/21		1,2-Dichlorobenzene	<	0.5		ug/L	
OU7	W-830-51	7/27/21		1,2-Dichloroethane	<	0.5		ug/L	
OU7	W-830-51	7/27/21		1,2-Dichloroethene (total)	<	1		ug/L	
OU7	W-830-51	7/27/21		1,2-Dichloropropane	<	0.5		ug/L	
OU7	W-830-51	7/27/21		1,3-Dichlorobenzene	<	0.5		ug/L	
OU7	W-830-51	7/27/21		1,4-Dichlorobenzene	<	0.5		ug/L	
OU7	W-830-51	7/27/21		2-Chloroethylvinylether	<	10		ug/L	
OU7	W-830-51	7/27/21		Bromodichloromethane	<	0.5		ug/L	
OU7	W-830-51	7/27/21		Bromoform	<	0.5		ug/L	
OU7	W-830-51	7/27/21		Bromomethane	<	1		ug/L	
OU7	W-830-51	7/27/21		Carbon tetrachloride	<	0.5		ug/L	
OU7	W-830-51	7/27/21		Chlorobenzene	<	0.5		ug/L	
OU7	W-830-51	7/27/21		Chloroethane	<	0.5		ug/L	
OU7	W-830-51	7/27/21		Chloroform	<	0.5		ug/L	
OU7	W-830-51	7/27/21		Chloromethane	<	0.5		ug/L	
OU7	W-830-51	7/27/21		cis-1,2-Dichloroethene	<	0.5		ug/L	
OU7	W-830-51	7/27/21		cis-1,3-Dichloropropene	<	0.5		ug/L	
OU7	W-830-51	7/27/21		Dibromochloromethane	<	0.5		ug/L	
OU7	W-830-51	7/27/21		Dichlorodifluoromethane	<	0.5		ug/L	
OU7	W-830-51	7/27/21		Methylene chloride	<	1		ug/L	
OU7	W-830-51	7/27/21		Tetrachloroethene	<	0.5		ug/L	
OU7	W-830-51	7/27/21		trans-1,2-Dichloroethene	<	0.5		ug/L	
OU7	W-830-51	7/27/21		trans-1,3-Dichloropropene	<	0.5		ug/L	
OU7	W-830-51	7/27/21		Trichloroethene		29		ug/L	
OU7	W-830-51	7/27/21		Trichlorofluoromethane	<	0.5		ug/L	

Attachment 1. Table 1. Groundwater analytical data, Site 300, 2021.

OU	Location	Date	Sample Type	Parameter	LOS Indicator	Result	Error	Units	QA Flag
OU7	W-830-51	7/27/21		Trichlorotrifluoroethane	<	0.5		ug/L	
OU7	W-830-51	7/27/21		Vinyl chloride	<	0.5		ug/L	
OU7	W-830-51	10/5/21		1,1-Dichloroethane	<	0.5		ug/L	
OU7	W-830-51	10/5/21		1,1-Dichloroethene	<	0.5		ug/L	
OU7	W-830-51	10/5/21		1,1,1-Trichloroethane	<	0.5		ug/L	
OU7	W-830-51	10/5/21		1,1,2-Trichloroethane	<	0.5		ug/L	
OU7	W-830-51	10/5/21		1,1,2,2-Tetrachloroethane	<	0.5		ug/L	
OU7	W-830-51	10/5/21		1,2-Dichlorobenzene	<	0.5		ug/L	
OU7	W-830-51	10/5/21		1,2-Dichloroethane	<	0.5		ug/L	
OU7	W-830-51	10/5/21		1,2-Dichloroethene (total)	<	1		ug/L	
OU7	W-830-51	10/5/21		1,2-Dichloropropane	<	0.5		ug/L	
OU7	W-830-51	10/5/21		1,3-Dichlorobenzene	<	0.5		ug/L	
OU7	W-830-51	10/5/21		1,4-Dichlorobenzene	<	0.5		ug/L	
OU7	W-830-51	10/5/21		2-Chloroethylvinylether	<	10		ug/L	
OU7	W-830-51	10/5/21		Bromodichloromethane	<	0.5		ug/L	
OU7	W-830-51	10/5/21		Bromoform	<	0.5		ug/L	
OU7	W-830-51	10/5/21		Bromomethane	<	1		ug/L	
OU7	W-830-51	10/5/21		Carbon tetrachloride	<	0.5		ug/L	
OU7	W-830-51	10/5/21		Chlorobenzene	<	0.5		ug/L	
OU7	W-830-51	10/5/21		Chloroethane	<	0.5		ug/L	
OU7	W-830-51	10/5/21		Chloroform	<	0.5		ug/L	
OU7	W-830-51	10/5/21		Chloromethane	<	0.5		ug/L	
OU7	W-830-51	10/5/21		cis-1,2-Dichloroethene	<	0.5		ug/L	
OU7	W-830-51	10/5/21		cis-1,3-Dichloropropene	<	0.5		ug/L	
OU7	W-830-51	10/5/21		Dibromochloromethane	<	0.5		ug/L	
OU7	W-830-51	10/5/21		Dichlorodifluoromethane	<	0.5		ug/L	
OU7	W-830-51	10/5/21		Methylene chloride	<	1		ug/L	
OU7	W-830-51	10/5/21		Tetrachloroethene	<	0.5		ug/L	
OU7	W-830-51	10/5/21		trans-1,2-Dichloroethene	<	0.5		ug/L	
OU7	W-830-51	10/5/21		trans-1,3-Dichloropropene	<	0.5		ug/L	
OU7	W-830-51	10/5/21		Trichloroethene		30		ug/L	
OU7	W-830-51	10/5/21		Trichlorofluoromethane	<	0.5		ug/L	
OU7	W-830-51	10/5/21		Trichlorotrifluoroethane	<	0.5		ug/L	
OU7	W-830-51	10/5/21		Vinyl chloride	<	0.5		ug/L	
OU7	W-830-52	3/17/21		Nitrate (as NO3)		61		mg/L	D
OU7	W-830-52	3/17/21		Perchlorate		4.5		ug/L	
OU7	W-830-52	3/17/21		1,1-Dichloroethane	<	0.5		ug/L	
OU7	W-830-52	3/17/21		1,1-Dichloroethene	<	0.5		ug/L	
OU7	W-830-52	3/17/21		1,1,1-Trichloroethane	<	0.5		ug/L	
OU7	W-830-52	3/17/21		1,1,2-Trichloroethane	<	0.5		ug/L	
OU7	W-830-52	3/17/21		1,1,2,2-Tetrachloroethane	<	0.5		ug/L	
OU7	W-830-52	3/17/21		1,2-Dichlorobenzene	<	0.5		ug/L	
OU7	W-830-52	3/17/21		1,2-Dichloroethane	<	0.5		ug/L	
OU7	W-830-52	3/17/21		1,2-Dichloroethene (total)	<	1		ug/L	
OU7	W-830-52	3/17/21		1,2-Dichloropropane	<	0.5		ug/L	
OU7	W-830-52	3/17/21		1,3-Dichlorobenzene	<	0.5		ug/L	
OU7	W-830-52	3/17/21		1,4-Dichlorobenzene	<	0.5		ug/L	
OU7	W-830-52	3/17/21		2-Chloroethylvinylether	<	10		ug/L	
OU7	W-830-52	3/17/21		Bromodichloromethane	<	0.5		ug/L	
OU7	W-830-52	3/17/21		Bromoform	<	0.5		ug/L	
OU7	W-830-52	3/17/21		Bromomethane	<	1		ug/L	
OU7	W-830-52	3/17/21		Carbon tetrachloride	<	0.5		ug/L	
OU7	W-830-52	3/17/21		Chlorobenzene	<	0.5		ug/L	
OU7	W-830-52	3/17/21		Chloroethane	<	0.5		ug/L	
OU7	W-830-52	3/17/21		Chloroform	<	0.5		ug/L	
OU7	W-830-52	3/17/21		Chloromethane	<	0.5		ug/L	
OU7	W-830-52	3/17/21		cis-1,2-Dichloroethene	<	0.5		ug/L	
OU7	W-830-52	3/17/21		cis-1,3-Dichloropropene	<	0.5		ug/L	
OU7	W-830-52	3/17/21		Dibromochloromethane	<	0.5		ug/L	
OU7	W-830-52	3/17/21		Dichlorodifluoromethane	<	0.5		ug/L	
OU7	W-830-52	3/17/21		Methylene chloride	<	1		ug/L	
OU7	W-830-52	3/17/21		Tetrachloroethene	<	0.5		ug/L	
OU7	W-830-52	3/17/21		trans-1,2-Dichloroethene	<	0.5		ug/L	
OU7	W-830-52	3/17/21		trans-1,3-Dichloropropene	<	0.5		ug/L	
OU7	W-830-52	3/17/21		Trichloroethene		27		ug/L	
OU7	W-830-52	3/17/21		Trichlorofluoromethane	<	0.5		ug/L	

Attachment 1. Table 1. Groundwater analytical data, Site 300, 2021.

OU	Location	Date	Sample Type	Parameter	LOS Indicator	Result	Error	Units	QA Flag
OU7	W-830-52	3/17/21		Trichlorotrifluoroethane	<	0.5		ug/L	
OU7	W-830-52	3/17/21		Vinyl chloride	<	0.5		ug/L	
OU7	W-830-52	4/20/21		1,1-Dichloroethane	<	0.5		ug/L	
OU7	W-830-52	4/20/21		1,1-Dichloroethene	<	0.5		ug/L	
OU7	W-830-52	4/20/21		1,1,1-Trichloroethane	<	0.5		ug/L	
OU7	W-830-52	4/20/21		1,1,2-Trichloroethane	<	0.5		ug/L	
OU7	W-830-52	4/20/21		1,1,2,2-Tetrachloroethane	<	0.5		ug/L	
OU7	W-830-52	4/20/21		1,2-Dichlorobenzene	<	0.5		ug/L	
OU7	W-830-52	4/20/21		1,2-Dichloroethane	<	0.5		ug/L	
OU7	W-830-52	4/20/21		1,2-Dichloroethene (total)	<	1		ug/L	
OU7	W-830-52	4/20/21		1,2-Dichloropropane	<	0.5		ug/L	
OU7	W-830-52	4/20/21		1,3-Dichlorobenzene	<	0.5		ug/L	
OU7	W-830-52	4/20/21		1,4-Dichlorobenzene	<	0.5		ug/L	
OU7	W-830-52	4/20/21		2-Chloroethylvinylether	<	10		ug/L	
OU7	W-830-52	4/20/21		Bromodichloromethane	<	0.5		ug/L	
OU7	W-830-52	4/20/21		Bromoform	<	0.5		ug/L	
OU7	W-830-52	4/20/21		Bromomethane	<	1		ug/L	
OU7	W-830-52	4/20/21		Carbon tetrachloride	<	0.5		ug/L	
OU7	W-830-52	4/20/21		Chlorobenzene	<	0.5		ug/L	
OU7	W-830-52	4/20/21		Chloroethane	<	0.5		ug/L	
OU7	W-830-52	4/20/21		Chloroform	<	0.5		ug/L	
OU7	W-830-52	4/20/21		Chloromethane	<	0.5		ug/L	
OU7	W-830-52	4/20/21		cis-1,2-Dichloroethene	<	0.5		ug/L	
OU7	W-830-52	4/20/21		cis-1,3-Dichloropropene	<	0.5		ug/L	
OU7	W-830-52	4/20/21		Dibromochloromethane	<	0.5		ug/L	
OU7	W-830-52	4/20/21		Dichlorodifluoromethane	<	0.5		ug/L	
OU7	W-830-52	4/20/21		Methylene chloride	<	1		ug/L	
OU7	W-830-52	4/20/21		Tetrachloroethene	<	0.5		ug/L	
OU7	W-830-52	4/20/21		trans-1,2-Dichloroethene	<	0.5		ug/L	
OU7	W-830-52	4/20/21		trans-1,3-Dichloropropene	<	0.5		ug/L	
OU7	W-830-52	4/20/21		Trichloroethene		28		ug/L	
OU7	W-830-52	4/20/21		Trichlorofluoromethane	<	0.5		ug/L	
OU7	W-830-52	4/20/21		Trichlorotrifluoroethane	<	0.5		ug/L	
OU7	W-830-52	4/20/21		Vinyl chloride	<	0.5		ug/L	
OU7	W-830-52	7/27/21		Nitrate (as NO3)		65		mg/L	D
OU7	W-830-52	7/27/21		Perchlorate		5.4		ug/L	
OU7	W-830-52	7/27/21		1,1-Dichloroethane	<	0.5		ug/L	
OU7	W-830-52	7/27/21		1,1-Dichloroethene	<	0.5		ug/L	
OU7	W-830-52	7/27/21		1,1,1-Trichloroethane	<	0.5		ug/L	
OU7	W-830-52	7/27/21		1,1,2-Trichloroethane	<	0.5		ug/L	
OU7	W-830-52	7/27/21		1,1,2,2-Tetrachloroethane	<	0.5		ug/L	
OU7	W-830-52	7/27/21		1,2-Dichlorobenzene	<	0.5		ug/L	
OU7	W-830-52	7/27/21		1,2-Dichloroethane	<	0.5		ug/L	
OU7	W-830-52	7/27/21		1,2-Dichloroethene (total)	<	1		ug/L	
OU7	W-830-52	7/27/21		1,2-Dichloropropane	<	0.5		ug/L	
OU7	W-830-52	7/27/21		1,3-Dichlorobenzene	<	0.5		ug/L	
OU7	W-830-52	7/27/21		1,4-Dichlorobenzene	<	0.5		ug/L	
OU7	W-830-52	7/27/21		2-Chloroethylvinylether	<	10		ug/L	
OU7	W-830-52	7/27/21		Bromodichloromethane	<	0.5		ug/L	
OU7	W-830-52	7/27/21		Bromoform	<	0.5		ug/L	
OU7	W-830-52	7/27/21		Bromomethane	<	1		ug/L	
OU7	W-830-52	7/27/21		Carbon tetrachloride	<	0.5		ug/L	
OU7	W-830-52	7/27/21		Chlorobenzene	<	0.5		ug/L	
OU7	W-830-52	7/27/21		Chloroethane	<	0.5		ug/L	
OU7	W-830-52	7/27/21		Chloroform	<	0.5		ug/L	
OU7	W-830-52	7/27/21		Chloromethane	<	0.5		ug/L	
OU7	W-830-52	7/27/21		cis-1,2-Dichloroethene	<	0.5		ug/L	
OU7	W-830-52	7/27/21		cis-1,3-Dichloropropene	<	0.5		ug/L	
OU7	W-830-52	7/27/21		Dibromochloromethane	<	0.5		ug/L	
OU7	W-830-52	7/27/21		Dichlorodifluoromethane	<	0.5		ug/L	
OU7	W-830-52	7/27/21		Methylene chloride	<	1		ug/L	
OU7	W-830-52	7/27/21		Tetrachloroethene	<	0.5		ug/L	
OU7	W-830-52	7/27/21		trans-1,2-Dichloroethene	<	0.5		ug/L	
OU7	W-830-52	7/27/21		trans-1,3-Dichloropropene	<	0.5		ug/L	
OU7	W-830-52	7/27/21		Trichloroethene		27		ug/L	
OU7	W-830-52	7/27/21		Trichlorofluoromethane	<	0.5		ug/L	

Attachment 1. Table 1. Groundwater analytical data, Site 300, 2021.

OU	Location	Date	Sample Type	Parameter	LOS Indicator	Result	Error	Units	QA Flag
OU7	W-830-52	7/27/21		Trichlorotrifluoroethane	<	0.5		ug/L	
OU7	W-830-52	7/27/21		Vinyl chloride	<	0.5		ug/L	
OU7	W-830-52	10/5/21		1,1-Dichloroethane	<	0.5		ug/L	
OU7	W-830-52	10/5/21		1,1-Dichloroethene	<	0.5		ug/L	
OU7	W-830-52	10/5/21		1,1,1-Trichloroethane	<	0.5		ug/L	
OU7	W-830-52	10/5/21		1,1,2-Trichloroethane	<	0.5		ug/L	
OU7	W-830-52	10/5/21		1,1,2,2-Tetrachloroethane	<	0.5		ug/L	
OU7	W-830-52	10/5/21		1,2-Dichlorobenzene	<	0.5		ug/L	
OU7	W-830-52	10/5/21		1,2-Dichloroethane	<	0.5		ug/L	
OU7	W-830-52	10/5/21		1,2-Dichloroethene (total)	<	1		ug/L	
OU7	W-830-52	10/5/21		1,2-Dichloropropane	<	0.5		ug/L	
OU7	W-830-52	10/5/21		1,3-Dichlorobenzene	<	0.5		ug/L	
OU7	W-830-52	10/5/21		1,4-Dichlorobenzene	<	0.5		ug/L	
OU7	W-830-52	10/5/21		2-Chloroethylvinylether	<	10		ug/L	
OU7	W-830-52	10/5/21		Bromodichloromethane	<	0.5		ug/L	
OU7	W-830-52	10/5/21		Bromoform	<	0.5		ug/L	
OU7	W-830-52	10/5/21		Bromomethane	<	1		ug/L	
OU7	W-830-52	10/5/21		Carbon tetrachloride	<	0.5		ug/L	
OU7	W-830-52	10/5/21		Chlorobenzene	<	0.5		ug/L	
OU7	W-830-52	10/5/21		Chloroethane	<	0.5		ug/L	
OU7	W-830-52	10/5/21		Chloroform	<	0.5		ug/L	
OU7	W-830-52	10/5/21		Chloromethane	<	0.5		ug/L	
OU7	W-830-52	10/5/21		cis-1,2-Dichloroethene	<	0.5		ug/L	
OU7	W-830-52	10/5/21		cis-1,3-Dichloropropene	<	0.5		ug/L	
OU7	W-830-52	10/5/21		Dibromochloromethane	<	0.5		ug/L	
OU7	W-830-52	10/5/21		Dichlorodifluoromethane	<	0.5		ug/L	
OU7	W-830-52	10/5/21		Methylene chloride	<	1		ug/L	
OU7	W-830-52	10/5/21		Tetrachloroethene	<	0.5		ug/L	
OU7	W-830-52	10/5/21		trans-1,2-Dichloroethene	<	0.5		ug/L	
OU7	W-830-52	10/5/21		trans-1,3-Dichloropropene	<	0.5		ug/L	
OU7	W-830-52	10/5/21		Trichloroethene		27		ug/L	
OU7	W-830-52	10/5/21		Trichlorofluoromethane	<	0.5		ug/L	
OU7	W-830-52	10/5/21		Trichlorotrifluoroethane	<	0.5		ug/L	
OU7	W-830-52	10/5/21		Vinyl chloride	<	0.5		ug/L	
OU7	W-830-53	3/17/21		Nitrate (as NO3)		65		mg/L	D
OU7	W-830-53	3/17/21		Perchlorate		4.1		ug/L	
OU7	W-830-53	3/17/21		1,1-Dichloroethane	<	0.5		ug/L	
OU7	W-830-53	3/17/21		1,1-Dichloroethene	<	0.5		ug/L	
OU7	W-830-53	3/17/21		1,1,1-Trichloroethane	<	0.5		ug/L	
OU7	W-830-53	3/17/21		1,1,2-Trichloroethane	<	0.5		ug/L	
OU7	W-830-53	3/17/21		1,1,2,2-Tetrachloroethane	<	0.5		ug/L	
OU7	W-830-53	3/17/21		1,2-Dichlorobenzene	<	0.5		ug/L	
OU7	W-830-53	3/17/21		1,2-Dichloroethane	<	0.5		ug/L	
OU7	W-830-53	3/17/21		1,2-Dichloroethene (total)	<	1		ug/L	
OU7	W-830-53	3/17/21		1,2-Dichloropropane	<	0.5		ug/L	
OU7	W-830-53	3/17/21		1,3-Dichlorobenzene	<	0.5		ug/L	
OU7	W-830-53	3/17/21		1,4-Dichlorobenzene	<	0.5		ug/L	
OU7	W-830-53	3/17/21		2-Chloroethylvinylether	<	10		ug/L	
OU7	W-830-53	3/17/21		Bromodichloromethane	<	0.5		ug/L	
OU7	W-830-53	3/17/21		Bromoform	<	0.5		ug/L	
OU7	W-830-53	3/17/21		Bromomethane	<	1		ug/L	
OU7	W-830-53	3/17/21		Carbon tetrachloride	<	0.5		ug/L	
OU7	W-830-53	3/17/21		Chlorobenzene	<	0.5		ug/L	
OU7	W-830-53	3/17/21		Chloroethane	<	0.5		ug/L	
OU7	W-830-53	3/17/21		Chloroform	<	0.5		ug/L	
OU7	W-830-53	3/17/21		Chloromethane	<	0.5		ug/L	
OU7	W-830-53	3/17/21		cis-1,2-Dichloroethene	<	0.5		ug/L	
OU7	W-830-53	3/17/21		cis-1,3-Dichloropropene	<	0.5		ug/L	
OU7	W-830-53	3/17/21		Dibromochloromethane	<	0.5		ug/L	
OU7	W-830-53	3/17/21		Dichlorodifluoromethane	<	0.5		ug/L	
OU7	W-830-53	3/17/21		Methylene chloride	<	1		ug/L	
OU7	W-830-53	3/17/21		Tetrachloroethene	<	0.5		ug/L	
OU7	W-830-53	3/17/21		trans-1,2-Dichloroethene	<	0.5		ug/L	
OU7	W-830-53	3/17/21		trans-1,3-Dichloropropene	<	0.5		ug/L	
OU7	W-830-53	3/17/21		Trichloroethene		26		ug/L	
OU7	W-830-53	3/17/21		Trichlorofluoromethane	<	0.5		ug/L	

Attachment 1. Table 1. Groundwater analytical data, Site 300, 2021.

OU	Location	Date	Sample Type	Parameter	LOS Indicator	Result	Error	Units	QA Flag
OU7	W-830-53	3/17/21		Trichlorotrifluoroethane	<	0.5		ug/L	
OU7	W-830-53	3/17/21		Vinyl chloride	<	0.5		ug/L	
OU7	W-830-53	4/20/21		1,1-Dichloroethane	<	0.5		ug/L	
OU7	W-830-53	4/20/21		1,1-Dichloroethene	<	0.5		ug/L	
OU7	W-830-53	4/20/21		1,1,1-Trichloroethane	<	0.5		ug/L	
OU7	W-830-53	4/20/21		1,1,2-Trichloroethane	<	0.5		ug/L	
OU7	W-830-53	4/20/21		1,1,2,2-Tetrachloroethane	<	0.5		ug/L	
OU7	W-830-53	4/20/21		1,2-Dichlorobenzene	<	0.5		ug/L	
OU7	W-830-53	4/20/21		1,2-Dichloroethane	<	0.5		ug/L	
OU7	W-830-53	4/20/21		1,2-Dichloroethene (total)	<	1		ug/L	
OU7	W-830-53	4/20/21		1,2-Dichloropropane	<	0.5		ug/L	
OU7	W-830-53	4/20/21		1,3-Dichlorobenzene	<	0.5		ug/L	
OU7	W-830-53	4/20/21		1,4-Dichlorobenzene	<	0.5		ug/L	
OU7	W-830-53	4/20/21		2-Chloroethylvinylether	<	10		ug/L	
OU7	W-830-53	4/20/21		Bromodichloromethane	<	0.5		ug/L	
OU7	W-830-53	4/20/21		Bromoform	<	0.5		ug/L	
OU7	W-830-53	4/20/21		Bromomethane	<	1		ug/L	
OU7	W-830-53	4/20/21		Carbon tetrachloride	<	0.5		ug/L	
OU7	W-830-53	4/20/21		Chlorobenzene	<	0.5		ug/L	
OU7	W-830-53	4/20/21		Chloroethane	<	0.5		ug/L	
OU7	W-830-53	4/20/21		Chloroform	<	0.5		ug/L	
OU7	W-830-53	4/20/21		Chloromethane	<	0.5		ug/L	
OU7	W-830-53	4/20/21		cis-1,2-Dichloroethene	<	0.5		ug/L	
OU7	W-830-53	4/20/21		cis-1,3-Dichloropropene	<	0.5		ug/L	
OU7	W-830-53	4/20/21		Dibromochloromethane	<	0.5		ug/L	
OU7	W-830-53	4/20/21		Dichlorodifluoromethane	<	0.5		ug/L	
OU7	W-830-53	4/20/21		Methylene chloride	<	1		ug/L	
OU7	W-830-53	4/20/21		Tetrachloroethene	<	0.5		ug/L	
OU7	W-830-53	4/20/21		trans-1,2-Dichloroethene	<	0.5		ug/L	
OU7	W-830-53	4/20/21		trans-1,3-Dichloropropene	<	0.5		ug/L	
OU7	W-830-53	4/20/21		Trichloroethene		28		ug/L	
OU7	W-830-53	4/20/21		Trichlorofluoromethane	<	0.5		ug/L	
OU7	W-830-53	4/20/21		Trichlorotrifluoroethane	<	0.5		ug/L	
OU7	W-830-53	4/20/21		Vinyl chloride	<	0.5		ug/L	
OU7	W-830-53	7/27/21		Nitrate (as NO3)		67		mg/L	D
OU7	W-830-53	7/27/21		1,1-Dichloroethane	<	0.5		ug/L	
OU7	W-830-53	7/27/21		1,1-Dichloroethene	<	0.5		ug/L	
OU7	W-830-53	7/27/21		1,1,1-Trichloroethane	<	0.5		ug/L	
OU7	W-830-53	7/27/21		1,1,2-Trichloroethane	<	0.5		ug/L	
OU7	W-830-53	7/27/21		1,1,2,2-Tetrachloroethane	<	0.5		ug/L	
OU7	W-830-53	7/27/21		1,2-Dichlorobenzene	<	0.5		ug/L	
OU7	W-830-53	7/27/21		1,2-Dichloroethane	<	0.5		ug/L	
OU7	W-830-53	7/27/21		1,2-Dichloroethene (total)	<	1		ug/L	
OU7	W-830-53	7/27/21		1,2-Dichloropropane	<	0.5		ug/L	
OU7	W-830-53	7/27/21		1,3-Dichlorobenzene	<	0.5		ug/L	
OU7	W-830-53	7/27/21		1,4-Dichlorobenzene	<	0.5		ug/L	
OU7	W-830-53	7/27/21		2-Chloroethylvinylether	<	10		ug/L	
OU7	W-830-53	7/27/21		Bromodichloromethane	<	0.5		ug/L	
OU7	W-830-53	7/27/21		Bromoform	<	0.5		ug/L	
OU7	W-830-53	7/27/21		Bromomethane	<	1		ug/L	
OU7	W-830-53	7/27/21		Carbon tetrachloride	<	0.5		ug/L	
OU7	W-830-53	7/27/21		Chlorobenzene	<	0.5		ug/L	
OU7	W-830-53	7/27/21		Chloroethane	<	0.5		ug/L	
OU7	W-830-53	7/27/21		Chloroform	<	0.5		ug/L	
OU7	W-830-53	7/27/21		Chloromethane	<	0.5		ug/L	
OU7	W-830-53	7/27/21		cis-1,2-Dichloroethene	<	0.5		ug/L	
OU7	W-830-53	7/27/21		cis-1,3-Dichloropropene	<	0.5		ug/L	
OU7	W-830-53	7/27/21		Dibromochloromethane	<	0.5		ug/L	
OU7	W-830-53	7/27/21		Dichlorodifluoromethane	<	0.5		ug/L	
OU7	W-830-53	7/27/21		Methylene chloride	<	1		ug/L	
OU7	W-830-53	7/27/21		Tetrachloroethene	<	0.5		ug/L	
OU7	W-830-53	7/27/21		trans-1,2-Dichloroethene	<	0.5		ug/L	
OU7	W-830-53	7/27/21		trans-1,3-Dichloropropene	<	0.5		ug/L	
OU7	W-830-53	7/27/21		Trichloroethene		24		ug/L	
OU7	W-830-53	7/27/21		Trichlorofluoromethane	<	0.5		ug/L	
OU7	W-830-53	7/27/21		Trichlorotrifluoroethane	<	0.5		ug/L	

Attachment 1. Table 1. Groundwater analytical data, Site 300, 2021.

OU	Location	Date	Sample Type	Parameter	LOS Indicator	Result	Error	Units	QA Flag
OU7	W-830-53	7/27/21		Vinyl chloride	<	0.5		ug/L	
OU7	W-830-53	10/5/21		1,1-Dichloroethane	<	0.5		ug/L	
OU7	W-830-53	10/5/21		1,1-Dichloroethene	<	0.5		ug/L	
OU7	W-830-53	10/5/21		1,1,1-Trichloroethane	<	0.5		ug/L	
OU7	W-830-53	10/5/21		1,1,2-Trichloroethane	<	0.5		ug/L	
OU7	W-830-53	10/5/21		1,1,2,2-Tetrachloroethane	<	0.5		ug/L	
OU7	W-830-53	10/5/21		1,2-Dichlorobenzene	<	0.5		ug/L	
OU7	W-830-53	10/5/21		1,2-Dichloroethane	<	0.5		ug/L	
OU7	W-830-53	10/5/21		1,2-Dichloroethene (total)	<	1		ug/L	
OU7	W-830-53	10/5/21		1,2-Dichloropropane	<	0.5		ug/L	
OU7	W-830-53	10/5/21		1,3-Dichlorobenzene	<	0.5		ug/L	
OU7	W-830-53	10/5/21		1,4-Dichlorobenzene	<	0.5		ug/L	
OU7	W-830-53	10/5/21		2-Chloroethylvinylether	<	10		ug/L	
OU7	W-830-53	10/5/21		Bromodichloromethane	<	0.5		ug/L	
OU7	W-830-53	10/5/21		Bromoform	<	0.5		ug/L	
OU7	W-830-53	10/5/21		Bromomethane	<	1		ug/L	
OU7	W-830-53	10/5/21		Carbon tetrachloride	<	0.5		ug/L	
OU7	W-830-53	10/5/21		Chlorobenzene	<	0.5		ug/L	
OU7	W-830-53	10/5/21		Chloroethane	<	0.5		ug/L	
OU7	W-830-53	10/5/21		Chloroform	<	0.5		ug/L	
OU7	W-830-53	10/5/21		Chloromethane	<	0.5		ug/L	
OU7	W-830-53	10/5/21		cis-1,2-Dichloroethene	<	0.5		ug/L	
OU7	W-830-53	10/5/21		cis-1,3-Dichloropropene	<	0.5		ug/L	
OU7	W-830-53	10/5/21		Dibromochloromethane	<	0.5		ug/L	
OU7	W-830-53	10/5/21		Dichlorodifluoromethane	<	0.5		ug/L	
OU7	W-830-53	10/5/21		Methylene chloride	<	1		ug/L	
OU7	W-830-53	10/5/21		Tetrachloroethene	<	0.5		ug/L	
OU7	W-830-53	10/5/21		trans-1,2-Dichloroethene	<	0.5		ug/L	
OU7	W-830-53	10/5/21		trans-1,3-Dichloropropene	<	0.5		ug/L	
OU7	W-830-53	10/5/21		Trichloroethene		28		ug/L	
OU7	W-830-53	10/5/21		Trichlorofluoromethane	<	0.5		ug/L	
OU7	W-830-53	10/5/21		Trichlorotrifluoroethane	<	0.5		ug/L	
OU7	W-830-53	10/5/21		Vinyl chloride	<	0.5		ug/L	
OU7	W-830-54	2/25/21		Nitrate (as NO3)		1		mg/L	
OU7	W-830-54	2/25/21		Perchlorate	<	4		ug/L	
OU7	W-830-54	2/25/21		1,1-Dichloroethane	<	0.5		ug/L	
OU7	W-830-54	2/25/21		1,1-Dichloroethene	<	0.5		ug/L	
OU7	W-830-54	2/25/21		1,1,1-Trichloroethane	<	0.5		ug/L	
OU7	W-830-54	2/25/21		1,1,2-Trichloroethane	<	0.5		ug/L	
OU7	W-830-54	2/25/21		1,1,2,2-Tetrachloroethane	<	0.5		ug/L	
OU7	W-830-54	2/25/21		1,2-Dichlorobenzene	<	0.5		ug/L	
OU7	W-830-54	2/25/21		1,2-Dichloroethane	<	0.5		ug/L	
OU7	W-830-54	2/25/21		1,2-Dichloroethene (total)	<	1		ug/L	
OU7	W-830-54	2/25/21		1,2-Dichloropropane	<	0.5		ug/L	
OU7	W-830-54	2/25/21		1,3-Dichlorobenzene	<	0.5		ug/L	
OU7	W-830-54	2/25/21		1,4-Dichlorobenzene	<	0.5		ug/L	
OU7	W-830-54	2/25/21		2-Chloroethylvinylether	<	1		ug/L	
OU7	W-830-54	2/25/21		Bromodichloromethane	<	0.5		ug/L	
OU7	W-830-54	2/25/21		Bromoform	<	0.5		ug/L	
OU7	W-830-54	2/25/21		Bromomethane	<	0.5		ug/L	
OU7	W-830-54	2/25/21		Carbon tetrachloride	<	0.5		ug/L	
OU7	W-830-54	2/25/21		Chlorobenzene	<	0.5		ug/L	
OU7	W-830-54	2/25/21		Chloroethane	<	0.5		ug/L	
OU7	W-830-54	2/25/21		Chloroform	<	0.5		ug/L	
OU7	W-830-54	2/25/21		Chloromethane	<	0.5		ug/L	
OU7	W-830-54	2/25/21		cis-1,2-Dichloroethene	<	0.5		ug/L	
OU7	W-830-54	2/25/21		cis-1,3-Dichloropropene	<	0.5		ug/L	
OU7	W-830-54	2/25/21		Dibromochloromethane	<	0.5		ug/L	
OU7	W-830-54	2/25/21		Dichlorodifluoromethane	<	0.5		ug/L	
OU7	W-830-54	2/25/21		Methylene chloride	<	0.5		ug/L	
OU7	W-830-54	2/25/21		Tetrachloroethene	<	0.5		ug/L	
OU7	W-830-54	2/25/21		trans-1,2-Dichloroethene	<	0.5		ug/L	
OU7	W-830-54	2/25/21		trans-1,3-Dichloropropene	<	0.5		ug/L	
OU7	W-830-54	2/25/21		Trichloroethene	<	0.5		ug/L	
OU7	W-830-54	2/25/21		Trichlorofluoromethane	<	0.5		ug/L	
OU7	W-830-54	2/25/21		Trichlorotrifluoroethane	<	0.5		ug/L	

Attachment 1. Table 1. Groundwater analytical data, Site 300, 2021.

OU	Location	Date	Sample Type	Parameter	LOS Indicator	Result	Error	Units	QA Flag
OU7	W-830-54	2/25/21		Vinyl chloride	<	0.5		ug/L	
OU7	W-830-54	2/25/21		Field Oxidation Potential (Eh)		147		mVolts	
OU7	W-830-54	2/25/21		Field pH		7.31		Units	
OU7	W-830-54	2/25/21		Field Specific Conductance		1949		umhos/cm	
OU7	W-830-54	2/25/21		Field Temperature		17.6		Degrees C	
OU7	W-830-55	3/3/21		Nitrate (as NO3)	<	1		mg/L	
OU7	W-830-55	3/3/21		1,1-Dichloroethane	<	0.5		ug/L	
OU7	W-830-55	3/3/21		1,1-Dichloroethene	<	0.5		ug/L	
OU7	W-830-55	3/3/21		1,1,1-Trichloroethane	<	0.5		ug/L	
OU7	W-830-55	3/3/21		1,1,2-Trichloroethane	<	0.5		ug/L	
OU7	W-830-55	3/3/21		1,1,2,2-Tetrachloroethane	<	0.5		ug/L	
OU7	W-830-55	3/3/21		1,2-Dichlorobenzene	<	0.5		ug/L	
OU7	W-830-55	3/3/21		1,2-Dichloroethane	<	0.5		ug/L	
OU7	W-830-55	3/3/21		1,2-Dichloroethene (total)	<	1		ug/L	
OU7	W-830-55	3/3/21		1,2-Dichloropropane	<	0.5		ug/L	
OU7	W-830-55	3/3/21		1,3-Dichlorobenzene	<	0.5		ug/L	
OU7	W-830-55	3/3/21		1,4-Dichlorobenzene	<	0.5		ug/L	
OU7	W-830-55	3/3/21		2-Chloroethylvinylether	<	1		ug/L	L
OU7	W-830-55	3/3/21		Bromodichloromethane	<	0.5		ug/L	
OU7	W-830-55	3/3/21		Bromoform	<	0.5		ug/L	
OU7	W-830-55	3/3/21		Bromomethane	<	0.5		ug/L	
OU7	W-830-55	3/3/21		Carbon tetrachloride	<	0.5		ug/L	
OU7	W-830-55	3/3/21		Chlorobenzene	<	0.5		ug/L	
OU7	W-830-55	3/3/21		Chloroethane	<	0.5		ug/L	
OU7	W-830-55	3/3/21		Chloroform	<	0.5		ug/L	
OU7	W-830-55	3/3/21		Chloromethane	<	0.5		ug/L	
OU7	W-830-55	3/3/21		cis-1,2-Dichloroethene	<	0.5		ug/L	
OU7	W-830-55	3/3/21		cis-1,3-Dichloropropene	<	0.5		ug/L	
OU7	W-830-55	3/3/21		Dibromochloromethane	<	0.5		ug/L	
OU7	W-830-55	3/3/21		Dichlorodifluoromethane	<	0.5		ug/L	
OU7	W-830-55	3/3/21		Methylene chloride	<	0.5		ug/L	
OU7	W-830-55	3/3/21		Tetrachloroethene	<	0.5		ug/L	
OU7	W-830-55	3/3/21		trans-1,2-Dichloroethene	<	0.5		ug/L	
OU7	W-830-55	3/3/21		trans-1,3-Dichloropropene	<	0.5		ug/L	
OU7	W-830-55	3/3/21		Trichloroethene	<	0.5		ug/L	
OU7	W-830-55	3/3/21		Trichlorofluoromethane	<	0.5		ug/L	
OU7	W-830-55	3/3/21		Trichlorotrifluoroethane	<	0.5		ug/L	
OU7	W-830-55	3/3/21		Vinyl chloride	<	0.5		ug/L	
OU7	W-830-55	3/3/21		Field Oxidation Potential (Eh)		-161		mVolts	
OU7	W-830-55	3/3/21		Field pH		8.03		Units	
OU7	W-830-55	3/3/21		Field Specific Conductance		1889		umhos/cm	
OU7	W-830-55	3/3/21		Field Temperature		20.2		Degrees C	
OU7	W-830-55	9/1/21		1,1-Dichloroethane	<	0.5		ug/L	
OU7	W-830-55	9/1/21		1,1-Dichloroethene	<	0.5		ug/L	
OU7	W-830-55	9/1/21		1,1,1-Trichloroethane	<	0.5		ug/L	
OU7	W-830-55	9/1/21		1,1,2-Trichloroethane	<	0.5		ug/L	
OU7	W-830-55	9/1/21		1,1,2,2-Tetrachloroethane	<	0.5		ug/L	
OU7	W-830-55	9/1/21		1,2-Dichlorobenzene	<	0.5		ug/L	
OU7	W-830-55	9/1/21		1,2-Dichloroethane	<	0.5		ug/L	
OU7	W-830-55	9/1/21		1,2-Dichloroethene (total)	<	1		ug/L	
OU7	W-830-55	9/1/21		1,2-Dichloropropane	<	0.5		ug/L	
OU7	W-830-55	9/1/21		1,3-Dichlorobenzene	<	0.5		ug/L	
OU7	W-830-55	9/1/21		1,4-Dichlorobenzene	<	0.5		ug/L	
OU7	W-830-55	9/1/21		2-Chloroethylvinylether	<	1		ug/L	
OU7	W-830-55	9/1/21		Bromodichloromethane	<	0.5		ug/L	
OU7	W-830-55	9/1/21		Bromoform	<	0.5		ug/L	
OU7	W-830-55	9/1/21		Bromomethane	<	0.5		ug/L	
OU7	W-830-55	9/1/21		Carbon tetrachloride	<	0.5		ug/L	
OU7	W-830-55	9/1/21		Chlorobenzene	<	0.5		ug/L	
OU7	W-830-55	9/1/21		Chloroethane	<	0.5		ug/L	
OU7	W-830-55	9/1/21		Chloroform	<	0.5		ug/L	
OU7	W-830-55	9/1/21		Chloromethane	<	0.5		ug/L	
OU7	W-830-55	9/1/21		cis-1,2-Dichloroethene		0.52		ug/L	
OU7	W-830-55	9/1/21		cis-1,3-Dichloropropene	<	0.5		ug/L	
OU7	W-830-55	9/1/21		Dibromochloromethane	<	0.5		ug/L	
OU7	W-830-55	9/1/21		Dichlorodifluoromethane	<	0.5		ug/L	

Attachment 1. Table 1. Groundwater analytical data, Site 300, 2021.

OU	Location	Date	Sample Type	Parameter	LOS Indicator	Result	Error	Units	QA Flag
OU7	W-830-55	9/1/21		Methylene chloride	<	0.5		ug/L	
OU7	W-830-55	9/1/21		Tetrachloroethene	<	0.5		ug/L	
OU7	W-830-55	9/1/21		trans-1,2-Dichloroethene	<	0.5		ug/L	
OU7	W-830-55	9/1/21		trans-1,3-Dichloropropene	<	0.5		ug/L	
OU7	W-830-55	9/1/21		Trichloroethene		0.71		ug/L	
OU7	W-830-55	9/1/21		Trichlorofluoromethane	<	0.5		ug/L	
OU7	W-830-55	9/1/21		Trichlorotrifluoroethane	<	0.5		ug/L	
OU7	W-830-55	9/1/21		Vinyl chloride	<	0.5		ug/L	
OU7	W-830-55	9/1/21		Field Oxidation Potential (Eh)		-141		mVolts	
OU7	W-830-55	9/1/21		Field pH		7.7		Units	
OU7	W-830-55	9/1/21		Field Specific Conductance		1945		umhos/cm	
OU7	W-830-55	9/1/21		Field Temperature		20.3		Degrees C	
OU7	W-830-56	2/25/21		Nitrate (as NO3)		22		mg/L	
OU7	W-830-56	2/25/21		Perchlorate	<	4		ug/L	
OU7	W-830-56	2/25/21		1,1-Dichloroethane	<	0.5		ug/L	
OU7	W-830-56	2/25/21		1,1-Dichloroethene	<	0.5		ug/L	
OU7	W-830-56	2/25/21		1,1,1-Trichloroethane	<	0.5		ug/L	
OU7	W-830-56	2/25/21		1,1,2-Trichloroethane	<	0.5		ug/L	
OU7	W-830-56	2/25/21		1,1,2,2-Tetrachloroethane	<	0.5		ug/L	
OU7	W-830-56	2/25/21		1,2-Dichlorobenzene	<	0.5		ug/L	
OU7	W-830-56	2/25/21		1,2-Dichloroethane	<	0.5		ug/L	
OU7	W-830-56	2/25/21		1,2-Dichloroethene (total)	<	1		ug/L	
OU7	W-830-56	2/25/21		1,2-Dichloropropane	<	0.5		ug/L	
OU7	W-830-56	2/25/21		1,3-Dichlorobenzene	<	0.5		ug/L	
OU7	W-830-56	2/25/21		1,4-Dichlorobenzene	<	0.5		ug/L	
OU7	W-830-56	2/25/21		2-Chloroethylvinylether	<	1		ug/L	
OU7	W-830-56	2/25/21		Bromodichloromethane	<	0.5		ug/L	
OU7	W-830-56	2/25/21		Bromoform	<	0.5		ug/L	
OU7	W-830-56	2/25/21		Bromomethane	<	0.5		ug/L	
OU7	W-830-56	2/25/21		Carbon tetrachloride	<	0.5		ug/L	
OU7	W-830-56	2/25/21		Chlorobenzene	<	0.5		ug/L	
OU7	W-830-56	2/25/21		Chloroethane	<	0.5		ug/L	
OU7	W-830-56	2/25/21		Chloroform	<	0.5		ug/L	
OU7	W-830-56	2/25/21		Chloromethane	<	0.5		ug/L	
OU7	W-830-56	2/25/21		cis-1,2-Dichloroethene	<	0.5		ug/L	
OU7	W-830-56	2/25/21		cis-1,3-Dichloropropene	<	0.5		ug/L	
OU7	W-830-56	2/25/21		Dibromochloromethane	<	0.5		ug/L	
OU7	W-830-56	2/25/21		Dichlorodifluoromethane	<	0.5		ug/L	
OU7	W-830-56	2/25/21		Methylene chloride	<	0.5		ug/L	
OU7	W-830-56	2/25/21		Tetrachloroethene	<	0.5		ug/L	
OU7	W-830-56	2/25/21		trans-1,2-Dichloroethene	<	0.5		ug/L	
OU7	W-830-56	2/25/21		trans-1,3-Dichloropropene	<	0.5		ug/L	
OU7	W-830-56	2/25/21		Trichloroethene	<	0.5		ug/L	
OU7	W-830-56	2/25/21		Trichlorofluoromethane	<	0.5		ug/L	
OU7	W-830-56	2/25/21		Trichlorotrifluoroethane	<	0.5		ug/L	
OU7	W-830-56	2/25/21		Vinyl chloride	<	0.5		ug/L	
OU7	W-830-56	2/25/21		Field Oxidation Potential (Eh)		116		mVolts	
OU7	W-830-56	2/25/21		Field pH		7.7		Units	
OU7	W-830-56	2/25/21		Field Specific Conductance		1570		umhos/cm	
OU7	W-830-56	2/25/21		Field Temperature		18		Degrees C	
OU7	W-830-56	9/22/21		1,1-Dichloroethane	<	0.5		ug/L	
OU7	W-830-56	9/22/21		1,1-Dichloroethene	<	0.5		ug/L	
OU7	W-830-56	9/22/21		1,1,1-Trichloroethane	<	0.5		ug/L	
OU7	W-830-56	9/22/21		1,1,2-Trichloroethane	<	0.5		ug/L	
OU7	W-830-56	9/22/21		1,1,2,2-Tetrachloroethane	<	0.5		ug/L	
OU7	W-830-56	9/22/21		1,2-Dichlorobenzene	<	0.5		ug/L	
OU7	W-830-56	9/22/21		1,2-Dichloroethane	<	0.5		ug/L	
OU7	W-830-56	9/22/21		1,2-Dichloroethene (total)	<	1		ug/L	
OU7	W-830-56	9/22/21		1,2-Dichloropropane	<	0.5		ug/L	
OU7	W-830-56	9/22/21		1,3-Dichlorobenzene	<	0.5		ug/L	
OU7	W-830-56	9/22/21		1,4-Dichlorobenzene	<	0.5		ug/L	
OU7	W-830-56	9/22/21		2-Chloroethylvinylether	<	1		ug/L	
OU7	W-830-56	9/22/21		Bromodichloromethane	<	0.5		ug/L	
OU7	W-830-56	9/22/21		Bromoform	<	0.5		ug/L	
OU7	W-830-56	9/22/21		Bromomethane	<	0.5		ug/L	
OU7	W-830-56	9/22/21		Carbon tetrachloride	<	0.5		ug/L	

Attachment 1. Table 1. Groundwater analytical data, Site 300, 2021.

OU	Location	Date	Sample Type	Parameter	LOS Indicator	Result	Error	Units	QA Flag
OU7	W-830-56	9/22/21		Chlorobenzene	<	0.5		ug/L	
OU7	W-830-56	9/22/21		Chloroethane	<	0.5		ug/L	
OU7	W-830-56	9/22/21		Chloroform	<	0.5		ug/L	
OU7	W-830-56	9/22/21		Chloromethane	<	0.5		ug/L	
OU7	W-830-56	9/22/21		cis-1,2-Dichloroethene	<	0.5		ug/L	
OU7	W-830-56	9/22/21		cis-1,3-Dichloropropene	<	0.5		ug/L	
OU7	W-830-56	9/22/21		Dibromochloromethane	<	0.5		ug/L	
OU7	W-830-56	9/22/21		Dichlorodifluoromethane	<	0.5		ug/L	
OU7	W-830-56	9/22/21		Methylene chloride	<	0.5		ug/L	
OU7	W-830-56	9/22/21		Tetrachloroethene	<	0.5		ug/L	
OU7	W-830-56	9/22/21		trans-1,2-Dichloroethene	<	0.5		ug/L	
OU7	W-830-56	9/22/21		trans-1,3-Dichloropropene	<	0.5		ug/L	
OU7	W-830-56	9/22/21		Trichloroethene	<	0.5		ug/L	
OU7	W-830-56	9/22/21		Trichlorofluoromethane	<	0.5		ug/L	
OU7	W-830-56	9/22/21		Trichlorotrifluoroethane	<	0.5		ug/L	
OU7	W-830-56	9/22/21		Vinyl chloride	<	0.5		ug/L	
OU7	W-830-56	9/22/21		Field Oxidation Potential (Eh)		91		mVolts	
OU7	W-830-56	9/22/21		Field pH		8.94		Units	
OU7	W-830-56	9/22/21		Field Specific Conductance		1564		umhos/cm	
OU7	W-830-56	9/22/21		Field Temperature		20.7		Degrees C	
OU7	W-830-57	3/17/21		Nitrate (as NO3)		1.7		mg/L	D
OU7	W-830-57	3/17/21		Perchlorate	<	4		ug/L	
OU7	W-830-57	3/17/21		1,1-Dichloroethane	<	0.5		ug/L	
OU7	W-830-57	3/17/21		1,1-Dichloroethene	<	0.5		ug/L	
OU7	W-830-57	3/17/21		1,1,1-Trichloroethane	<	0.5		ug/L	
OU7	W-830-57	3/17/21		1,1,2-Trichloroethane	<	0.5		ug/L	
OU7	W-830-57	3/17/21		1,1,2,2-Tetrachloroethane	<	0.5		ug/L	
OU7	W-830-57	3/17/21		1,2-Dichlorobenzene	<	0.5		ug/L	
OU7	W-830-57	3/17/21		1,2-Dichloroethane	<	0.5		ug/L	
OU7	W-830-57	3/17/21		1,2-Dichloroethene (total)	<	1		ug/L	
OU7	W-830-57	3/17/21		1,2-Dichloropropane	<	0.5		ug/L	
OU7	W-830-57	3/17/21		1,3-Dichlorobenzene	<	0.5		ug/L	
OU7	W-830-57	3/17/21		1,4-Dichlorobenzene	<	0.5		ug/L	
OU7	W-830-57	3/17/21		2-Chloroethylvinylether	<	10		ug/L	
OU7	W-830-57	3/17/21		Bromodichloromethane	<	0.5		ug/L	
OU7	W-830-57	3/17/21		Bromoform	<	0.5		ug/L	
OU7	W-830-57	3/17/21		Bromomethane	<	1		ug/L	
OU7	W-830-57	3/17/21		Carbon tetrachloride	<	0.5		ug/L	
OU7	W-830-57	3/17/21		Chlorobenzene	<	0.5		ug/L	
OU7	W-830-57	3/17/21		Chloroethane	<	0.5		ug/L	
OU7	W-830-57	3/17/21		Chloroform	<	0.5		ug/L	
OU7	W-830-57	3/17/21		Chloromethane	<	0.5		ug/L	
OU7	W-830-57	3/17/21		cis-1,2-Dichloroethene	<	0.5		ug/L	
OU7	W-830-57	3/17/21		cis-1,3-Dichloropropene	<	0.5		ug/L	
OU7	W-830-57	3/17/21		Dibromochloromethane	<	0.5		ug/L	
OU7	W-830-57	3/17/21		Dichlorodifluoromethane	<	0.5		ug/L	
OU7	W-830-57	3/17/21		Methylene chloride	<	1		ug/L	
OU7	W-830-57	3/17/21		Tetrachloroethene	<	0.5		ug/L	
OU7	W-830-57	3/17/21		trans-1,2-Dichloroethene	<	0.5		ug/L	
OU7	W-830-57	3/17/21		trans-1,3-Dichloropropene	<	0.5		ug/L	
OU7	W-830-57	3/17/21		Trichloroethene		11		ug/L	
OU7	W-830-57	3/17/21		Trichlorofluoromethane	<	0.5		ug/L	
OU7	W-830-57	3/17/21		Trichlorotrifluoroethane	<	0.5		ug/L	
OU7	W-830-57	3/17/21		Vinyl chloride	<	0.5		ug/L	
OU7	W-830-57	4/7/21		1,1-Dichloroethane	<	0.5		ug/L	
OU7	W-830-57	4/7/21		1,1-Dichloroethene	<	0.5		ug/L	
OU7	W-830-57	4/7/21		1,1,1-Trichloroethane	<	0.5		ug/L	
OU7	W-830-57	4/7/21		1,1,2-Trichloroethane	<	0.5		ug/L	
OU7	W-830-57	4/7/21		1,1,2,2-Tetrachloroethane	<	0.5		ug/L	
OU7	W-830-57	4/7/21		1,2-Dichlorobenzene	<	0.5		ug/L	
OU7	W-830-57	4/7/21		1,2-Dichloroethane	<	0.5		ug/L	
OU7	W-830-57	4/7/21		1,2-Dichloroethene (total)	<	1		ug/L	
OU7	W-830-57	4/7/21		1,2-Dichloropropane	<	0.5		ug/L	
OU7	W-830-57	4/7/21		1,3-Dichlorobenzene	<	0.5		ug/L	
OU7	W-830-57	4/7/21		1,4-Dichlorobenzene	<	0.5		ug/L	
OU7	W-830-57	4/7/21		2-Chloroethylvinylether	<	10		ug/L	

Attachment 1. Table 1. Groundwater analytical data, Site 300, 2021.

OU	Location	Date	Sample Type	Parameter	LOS Indicator	Result	Error	Units	QA Flag
OU7	W-830-57	4/7/21		Bromodichloromethane	<	0.5		ug/L	
OU7	W-830-57	4/7/21		Bromoform	<	0.5		ug/L	
OU7	W-830-57	4/7/21		Bromomethane	<	1		ug/L	
OU7	W-830-57	4/7/21		Carbon tetrachloride	<	0.5		ug/L	
OU7	W-830-57	4/7/21		Chlorobenzene	<	0.5		ug/L	
OU7	W-830-57	4/7/21		Chloroethane	<	0.5		ug/L	
OU7	W-830-57	4/7/21		Chloroform	<	0.5		ug/L	
OU7	W-830-57	4/7/21		Chloromethane	<	0.5		ug/L	
OU7	W-830-57	4/7/21		cis-1,2-Dichloroethene	<	0.5		ug/L	
OU7	W-830-57	4/7/21		cis-1,3-Dichloropropene	<	0.5		ug/L	
OU7	W-830-57	4/7/21		Dibromochloromethane	<	0.5		ug/L	
OU7	W-830-57	4/7/21		Dichlorodifluoromethane	<	0.5		ug/L	
OU7	W-830-57	4/7/21		Methylene chloride	<	1		ug/L	
OU7	W-830-57	4/7/21		Tetrachloroethene	<	0.5		ug/L	
OU7	W-830-57	4/7/21		trans-1,2-Dichloroethene	<	0.5		ug/L	
OU7	W-830-57	4/7/21		trans-1,3-Dichloropropene	<	0.5		ug/L	
OU7	W-830-57	4/7/21		Trichloroethene		11		ug/L	
OU7	W-830-57	4/7/21		Trichlorofluoromethane	<	0.5		ug/L	
OU7	W-830-57	4/7/21		Trichlorotrifluoroethane	<	0.5		ug/L	
OU7	W-830-57	4/7/21		Vinyl chloride	<	0.5		ug/L	
OU7	W-830-57	7/6/21		Nitrate (as NO3)		5.9		mg/L	D
OU7	W-830-57	7/6/21		Perchlorate	<	2		ug/L	
OU7	W-830-57	7/6/21		1,1-Dichloroethane	<	0.5		ug/L	
OU7	W-830-57	7/6/21		1,1-Dichloroethene	<	0.5		ug/L	
OU7	W-830-57	7/6/21		1,1,1-Trichloroethane	<	0.5		ug/L	
OU7	W-830-57	7/6/21		1,1,2-Trichloroethane	<	0.5		ug/L	
OU7	W-830-57	7/6/21		1,1,2,2-Tetrachloroethane	<	0.5		ug/L	
OU7	W-830-57	7/6/21		1,2-Dichlorobenzene	<	0.5		ug/L	
OU7	W-830-57	7/6/21		1,2-Dichloroethane	<	0.5		ug/L	
OU7	W-830-57	7/6/21		1,2-Dichloroethene (total)	<	1		ug/L	
OU7	W-830-57	7/6/21		1,2-Dichloropropane	<	0.5		ug/L	
OU7	W-830-57	7/6/21		1,3-Dichlorobenzene	<	0.5		ug/L	
OU7	W-830-57	7/6/21		1,4-Dichlorobenzene	<	0.5		ug/L	
OU7	W-830-57	7/6/21		2-Chloroethylvinylether	<	10		ug/L	
OU7	W-830-57	7/6/21		Bromodichloromethane	<	0.5		ug/L	
OU7	W-830-57	7/6/21		Bromoform	<	0.5		ug/L	
OU7	W-830-57	7/6/21		Bromomethane	<	1		ug/L	
OU7	W-830-57	7/6/21		Carbon tetrachloride	<	0.5		ug/L	
OU7	W-830-57	7/6/21		Chlorobenzene	<	0.5		ug/L	
OU7	W-830-57	7/6/21		Chloroethane	<	0.5		ug/L	
OU7	W-830-57	7/6/21		Chloroform	<	0.5		ug/L	
OU7	W-830-57	7/6/21		Chloromethane	<	0.5		ug/L	
OU7	W-830-57	7/6/21		cis-1,2-Dichloroethene	<	0.5		ug/L	
OU7	W-830-57	7/6/21		cis-1,3-Dichloropropene	<	0.5		ug/L	
OU7	W-830-57	7/6/21		Dibromochloromethane	<	0.5		ug/L	
OU7	W-830-57	7/6/21		Dichlorodifluoromethane	<	0.5		ug/L	
OU7	W-830-57	7/6/21		Methylene chloride	<	1		ug/L	
OU7	W-830-57	7/6/21		Tetrachloroethene	<	0.5		ug/L	
OU7	W-830-57	7/6/21		trans-1,2-Dichloroethene	<	0.5		ug/L	
OU7	W-830-57	7/6/21		trans-1,3-Dichloropropene	<	0.5		ug/L	
OU7	W-830-57	7/6/21		Trichloroethene		14		ug/L	
OU7	W-830-57	7/6/21		Trichlorofluoromethane	<	0.5		ug/L	
OU7	W-830-57	7/6/21		Trichlorotrifluoroethane	<	0.5		ug/L	
OU7	W-830-57	7/6/21		Vinyl chloride	<	0.5		ug/L	
OU7	W-830-57	10/4/21		1,1-Dichloroethane	<	0.5		ug/L	
OU7	W-830-57	10/4/21		1,1-Dichloroethene	<	0.5		ug/L	
OU7	W-830-57	10/4/21		1,1,1-Trichloroethane	<	0.5		ug/L	
OU7	W-830-57	10/4/21		1,1,2-Trichloroethane	<	0.5		ug/L	
OU7	W-830-57	10/4/21		1,1,2,2-Tetrachloroethane	<	0.5		ug/L	
OU7	W-830-57	10/4/21		1,2-Dichlorobenzene	<	0.5		ug/L	
OU7	W-830-57	10/4/21		1,2-Dichloroethane	<	0.5		ug/L	
OU7	W-830-57	10/4/21		1,2-Dichloroethene (total)	<	1		ug/L	
OU7	W-830-57	10/4/21		1,2-Dichloropropane	<	0.5		ug/L	
OU7	W-830-57	10/4/21		1,3-Dichlorobenzene	<	0.5		ug/L	
OU7	W-830-57	10/4/21		1,4-Dichlorobenzene	<	0.5		ug/L	
OU7	W-830-57	10/4/21		2-Chloroethylvinylether	<	10		ug/L	

Attachment 1. Table 1. Groundwater analytical data, Site 300, 2021.

OU	Location	Date	Sample Type	Parameter	LOS Indicator	Result	Error	Units	QA Flag
OU7	W-830-57	10/4/21		Bromodichloromethane	<	0.5		ug/L	
OU7	W-830-57	10/4/21		Bromoform	<	0.5		ug/L	
OU7	W-830-57	10/4/21		Bromomethane	<	1		ug/L	
OU7	W-830-57	10/4/21		Carbon tetrachloride	<	0.5		ug/L	
OU7	W-830-57	10/4/21		Chlorobenzene	<	0.5		ug/L	
OU7	W-830-57	10/4/21		Chloroethane	<	0.5		ug/L	
OU7	W-830-57	10/4/21		Chloroform	<	0.5		ug/L	
OU7	W-830-57	10/4/21		Chloromethane	<	0.5		ug/L	
OU7	W-830-57	10/4/21		cis-1,2-Dichloroethene	<	0.5		ug/L	
OU7	W-830-57	10/4/21		cis-1,3-Dichloropropene	<	0.5		ug/L	
OU7	W-830-57	10/4/21		Dibromochloromethane	<	0.5		ug/L	
OU7	W-830-57	10/4/21		Dichlorodifluoromethane	<	0.5		ug/L	
OU7	W-830-57	10/4/21		Methylene chloride	<	1		ug/L	
OU7	W-830-57	10/4/21		Tetrachloroethene	<	0.5		ug/L	
OU7	W-830-57	10/4/21		trans-1,2-Dichloroethene	<	0.5		ug/L	
OU7	W-830-57	10/4/21		trans-1,3-Dichloropropene	<	0.5		ug/L	
OU7	W-830-57	10/4/21		Trichloroethene		14		ug/L	
OU7	W-830-57	10/4/21		Trichlorofluoromethane	<	0.5		ug/L	
OU7	W-830-57	10/4/21		Trichlorotrifluoroethane	<	0.5		ug/L	
OU7	W-830-57	10/4/21		Vinyl chloride	<	0.5		ug/L	
OU7	W-830-58	3/4/21		Nitrate (as NO3)		91		mg/L	D
OU7	W-830-58	3/4/21		Perchlorate		4.7		ug/L	
OU7	W-830-58	3/4/21		1,1-Dichloroethane	<	0.5		ug/L	
OU7	W-830-58	3/4/21		1,1-Dichloroethene	<	0.5		ug/L	
OU7	W-830-58	3/4/21		1,1,1-Trichloroethane	<	0.5		ug/L	
OU7	W-830-58	3/4/21		1,1,2-Trichloroethane	<	0.5		ug/L	
OU7	W-830-58	3/4/21		1,1,2,2-Tetrachloroethane	<	0.5		ug/L	
OU7	W-830-58	3/4/21		1,2-Dichlorobenzene	<	0.5		ug/L	
OU7	W-830-58	3/4/21		1,2-Dichloroethane		0.54		ug/L	
OU7	W-830-58	3/4/21		1,2-Dichloroethene (total)	<	1		ug/L	
OU7	W-830-58	3/4/21		1,2-Dichloropropane	<	0.5		ug/L	
OU7	W-830-58	3/4/21		1,3-Dichlorobenzene	<	0.5		ug/L	
OU7	W-830-58	3/4/21		1,4-Dichlorobenzene	<	0.5		ug/L	
OU7	W-830-58	3/4/21		2-Chloroethylvinylether	<	1		ug/L	
OU7	W-830-58	3/4/21		Bromodichloromethane	<	0.5		ug/L	
OU7	W-830-58	3/4/21		Bromoform	<	0.5		ug/L	
OU7	W-830-58	3/4/21		Bromomethane	<	0.5		ug/L	
OU7	W-830-58	3/4/21		Carbon tetrachloride	<	0.5		ug/L	
OU7	W-830-58	3/4/21		Chlorobenzene	<	0.5		ug/L	
OU7	W-830-58	3/4/21		Chloroethane	<	0.5		ug/L	
OU7	W-830-58	3/4/21		Chloroform	<	0.5		ug/L	
OU7	W-830-58	3/4/21		Chloromethane	<	0.5		ug/L	
OU7	W-830-58	3/4/21		cis-1,2-Dichloroethene	<	0.5		ug/L	
OU7	W-830-58	3/4/21		cis-1,3-Dichloropropene	<	0.5		ug/L	
OU7	W-830-58	3/4/21		Dibromochloromethane	<	0.5		ug/L	
OU7	W-830-58	3/4/21		Dichlorodifluoromethane	<	0.5		ug/L	
OU7	W-830-58	3/4/21		Methylene chloride	<	0.5		ug/L	
OU7	W-830-58	3/4/21		Tetrachloroethene	<	0.5		ug/L	
OU7	W-830-58	3/4/21		trans-1,2-Dichloroethene	<	0.5		ug/L	
OU7	W-830-58	3/4/21		trans-1,3-Dichloropropene	<	0.5		ug/L	
OU7	W-830-58	3/4/21		Trichloroethene		360		ug/L	D
OU7	W-830-58	3/4/21		Trichlorofluoromethane	<	0.5		ug/L	
OU7	W-830-58	3/4/21		Trichlorotrifluoroethane	<	0.5		ug/L	
OU7	W-830-58	3/4/21		Vinyl chloride	<	0.5		ug/L	
OU7	W-830-58	3/4/21		Field Oxidation Potential (Eh)		208		mVolts	
OU7	W-830-58	3/4/21		Field pH		7.9		Units	
OU7	W-830-58	3/4/21		Field Specific Conductance		2432		umhos/cm	
OU7	W-830-58	3/4/21		Field Temperature		18.9		Degrees C	
OU7	W-830-58	9/22/21		1,1-Dichloroethane	<	0.5		ug/L	
OU7	W-830-58	9/22/21		1,1-Dichloroethene	<	0.5		ug/L	
OU7	W-830-58	9/22/21		1,1,1-Trichloroethane	<	0.5		ug/L	
OU7	W-830-58	9/22/21		1,1,2-Trichloroethane	<	0.5		ug/L	
OU7	W-830-58	9/22/21		1,1,2,2-Tetrachloroethane	<	0.5		ug/L	
OU7	W-830-58	9/22/21		1,2-Dichlorobenzene	<	0.5		ug/L	
OU7	W-830-58	9/22/21		1,2-Dichloroethane	<	0.5		ug/L	
OU7	W-830-58	9/22/21		1,2-Dichloroethene (total)	<	1		ug/L	

Attachment 1. Table 1. Groundwater analytical data, Site 300, 2021.

OU	Location	Date	Sample Type	Parameter	LOS Indicator	Result	Error	Units	QA Flag
OU7	W-830-58	9/22/21		1,2-Dichloropropane	<	0.5		ug/L	
OU7	W-830-58	9/22/21		1,3-Dichlorobenzene	<	0.5		ug/L	
OU7	W-830-58	9/22/21		1,4-Dichlorobenzene	<	0.5		ug/L	
OU7	W-830-58	9/22/21		2-Chloroethylvinylether	<	1		ug/L	
OU7	W-830-58	9/22/21		Bromodichloromethane	<	0.5		ug/L	
OU7	W-830-58	9/22/21		Bromoform	<	0.5		ug/L	
OU7	W-830-58	9/22/21		Bromomethane	<	0.5		ug/L	
OU7	W-830-58	9/22/21		Carbon tetrachloride	<	0.5		ug/L	
OU7	W-830-58	9/22/21		Chlorobenzene	<	0.5		ug/L	
OU7	W-830-58	9/22/21		Chloroethane	<	0.5		ug/L	
OU7	W-830-58	9/22/21		Chloroform	<	0.5		ug/L	
OU7	W-830-58	9/22/21		Chloromethane	<	0.5		ug/L	
OU7	W-830-58	9/22/21		cis-1,2-Dichloroethene	<	0.5		ug/L	
OU7	W-830-58	9/22/21		cis-1,3-Dichloropropene	<	0.5		ug/L	
OU7	W-830-58	9/22/21		Dibromochloromethane	<	0.5		ug/L	
OU7	W-830-58	9/22/21		Dichlorodifluoromethane	<	0.5		ug/L	
OU7	W-830-58	9/22/21		Methylene chloride	<	0.5		ug/L	
OU7	W-830-58	9/22/21		Tetrachloroethene	<	0.5		ug/L	
OU7	W-830-58	9/22/21		trans-1,2-Dichloroethene	<	0.5		ug/L	
OU7	W-830-58	9/22/21		trans-1,3-Dichloropropene	<	0.5		ug/L	
OU7	W-830-58	9/22/21		Trichloroethene		120		ug/L	D
OU7	W-830-58	9/22/21		Trichlorofluoromethane	<	0.5		ug/L	
OU7	W-830-58	9/22/21		Trichlorotrifluoroethane	<	0.5		ug/L	
OU7	W-830-58	9/22/21		Vinyl chloride	<	0.5		ug/L	
OU7	W-830-58	9/22/21		Field Oxidation Potential (Eh)		21		mVolts	
OU7	W-830-58	9/22/21		Field pH		8.59		Units	
OU7	W-830-58	9/22/21		Field Specific Conductance		2384		umhos/cm	
OU7	W-830-58	9/22/21		Field Temperature		22.3		Degrees C	
OU7	W-830-59	3/17/21		Nitrate (as NO3)		100		mg/L	D
OU7	W-830-59	3/17/21		Perchlorate	<	4		ug/L	
OU7	W-830-59	3/17/21		1,1-Dichloroethane	<	0.5		ug/L	
OU7	W-830-59	3/17/21		1,1-Dichloroethene	<	0.5		ug/L	
OU7	W-830-59	3/17/21		1,1,1-Trichloroethane	<	0.5		ug/L	
OU7	W-830-59	3/17/21		1,1,2-Trichloroethane	<	0.5		ug/L	
OU7	W-830-59	3/17/21		1,1,2,2-Tetrachloroethane	<	0.5		ug/L	
OU7	W-830-59	3/17/21		1,2-Dichlorobenzene	<	0.5		ug/L	
OU7	W-830-59	3/17/21		1,2-Dichloroethane	<	0.5		ug/L	
OU7	W-830-59	3/17/21		1,2-Dichloroethene (total)	<	1		ug/L	
OU7	W-830-59	3/17/21		1,2-Dichloropropane	<	0.5		ug/L	
OU7	W-830-59	3/17/21		1,3-Dichlorobenzene	<	0.5		ug/L	
OU7	W-830-59	3/17/21		1,4-Dichlorobenzene	<	0.5		ug/L	
OU7	W-830-59	3/17/21		2-Chloroethylvinylether	<	10		ug/L	
OU7	W-830-59	3/17/21		Bromodichloromethane	<	0.5		ug/L	
OU7	W-830-59	3/17/21		Bromoform	<	0.5		ug/L	
OU7	W-830-59	3/17/21		Bromomethane	<	1		ug/L	
OU7	W-830-59	3/17/21		Carbon tetrachloride	<	0.5		ug/L	
OU7	W-830-59	3/17/21		Chlorobenzene	<	0.5		ug/L	
OU7	W-830-59	3/17/21		Chloroethane	<	0.5		ug/L	
OU7	W-830-59	3/17/21		Chloroform		0.65		ug/L	
OU7	W-830-59	3/17/21		Chloromethane	<	0.5		ug/L	
OU7	W-830-59	3/17/21		cis-1,2-Dichloroethene	<	0.5		ug/L	
OU7	W-830-59	3/17/21		cis-1,3-Dichloropropene	<	0.5		ug/L	
OU7	W-830-59	3/17/21		Dibromochloromethane	<	0.5		ug/L	
OU7	W-830-59	3/17/21		Dichlorodifluoromethane	<	0.5		ug/L	
OU7	W-830-59	3/17/21		Methylene chloride	<	1		ug/L	
OU7	W-830-59	3/17/21		Tetrachloroethene		1.4		ug/L	
OU7	W-830-59	3/17/21		trans-1,2-Dichloroethene	<	0.5		ug/L	
OU7	W-830-59	3/17/21		trans-1,3-Dichloropropene	<	0.5		ug/L	
OU7	W-830-59	3/17/21		Trichloroethene		1100		ug/L	D
OU7	W-830-59	3/17/21		Trichlorofluoromethane	<	0.5		ug/L	
OU7	W-830-59	3/17/21		Trichlorotrifluoroethane	<	0.5		ug/L	
OU7	W-830-59	3/17/21		Vinyl chloride	<	0.5		ug/L	
OU7	W-830-59	4/7/21		1,1-Dichloroethane	<	0.5		ug/L	
OU7	W-830-59	4/7/21		1,1-Dichloroethene	<	0.5		ug/L	
OU7	W-830-59	4/7/21		1,1,1-Trichloroethane	<	0.5		ug/L	
OU7	W-830-59	4/7/21		1,1,2-Trichloroethane	<	0.5		ug/L	

Attachment 1. Table 1. Groundwater analytical data, Site 300, 2021.

OU	Location	Date	Sample Type	Parameter	LOS Indicator	Result	Error	Units	QA Flag
OU7	W-830-59	4/7/21		1,1,2,2-Tetrachloroethane	<	0.5		ug/L	
OU7	W-830-59	4/7/21		1,2-Dichlorobenzene	<	0.5		ug/L	
OU7	W-830-59	4/7/21		1,2-Dichloroethane		0.61		ug/L	
OU7	W-830-59	4/7/21		1,2-Dichloroethene (total)	<	1		ug/L	
OU7	W-830-59	4/7/21		1,2-Dichloropropane	<	0.5		ug/L	
OU7	W-830-59	4/7/21		1,3-Dichlorobenzene	<	0.5		ug/L	
OU7	W-830-59	4/7/21		1,4-Dichlorobenzene	<	0.5		ug/L	
OU7	W-830-59	4/7/21		2-Chloroethylvinylether	<	10		ug/L	
OU7	W-830-59	4/7/21		Bromodichloromethane	<	0.5		ug/L	
OU7	W-830-59	4/7/21		Bromoform	<	0.5		ug/L	
OU7	W-830-59	4/7/21		Bromomethane	<	1		ug/L	
OU7	W-830-59	4/7/21		Carbon tetrachloride	<	0.5		ug/L	
OU7	W-830-59	4/7/21		Chlorobenzene	<	0.5		ug/L	
OU7	W-830-59	4/7/21		Chloroethane	<	0.5		ug/L	
OU7	W-830-59	4/7/21		Chloroform		0.83		ug/L	
OU7	W-830-59	4/7/21		Chloromethane	<	0.5		ug/L	
OU7	W-830-59	4/7/21		cis-1,2-Dichloroethene	<	0.5		ug/L	
OU7	W-830-59	4/7/21		cis-1,3-Dichloropropene	<	0.5		ug/L	
OU7	W-830-59	4/7/21		Dibromochloromethane	<	0.5		ug/L	
OU7	W-830-59	4/7/21		Dichlorodifluoromethane	<	0.5		ug/L	
OU7	W-830-59	4/7/21		Methylene chloride	<	1		ug/L	
OU7	W-830-59	4/7/21		Tetrachloroethene		1.9		ug/L	
OU7	W-830-59	4/7/21		trans-1,2-Dichloroethene	<	0.5		ug/L	
OU7	W-830-59	4/7/21		trans-1,3-Dichloropropene	<	0.5		ug/L	
OU7	W-830-59	4/7/21		Trichloroethene		1200		ug/L	D
OU7	W-830-59	4/7/21		Trichlorofluoromethane	<	0.5		ug/L	
OU7	W-830-59	4/7/21		Trichlorotrifluoroethane	<	0.5		ug/L	
OU7	W-830-59	4/7/21		Vinyl chloride	<	0.5		ug/L	
OU7	W-830-59	7/6/21		Nitrate (as NO3)		110		mg/L	D
OU7	W-830-59	7/6/21		Perchlorate		3.3		ug/L	
OU7	W-830-59	7/6/21		1,1-Dichloroethane	<	0.5		ug/L	
OU7	W-830-59	7/6/21		1,1-Dichloroethene	<	0.5		ug/L	
OU7	W-830-59	7/6/21		1,1,1-Trichloroethane	<	0.5		ug/L	
OU7	W-830-59	7/6/21		1,1,2-Trichloroethane	<	0.5		ug/L	
OU7	W-830-59	7/6/21		1,1,2,2-Tetrachloroethane	<	0.5		ug/L	
OU7	W-830-59	7/6/21		1,2-Dichlorobenzene	<	0.5		ug/L	
OU7	W-830-59	7/6/21		1,2-Dichloroethane	<	0.5		ug/L	
OU7	W-830-59	7/6/21		1,2-Dichloroethene (total)	<	1		ug/L	
OU7	W-830-59	7/6/21		1,2-Dichloropropane	<	0.5		ug/L	
OU7	W-830-59	7/6/21		1,3-Dichlorobenzene	<	0.5		ug/L	
OU7	W-830-59	7/6/21		1,4-Dichlorobenzene	<	0.5		ug/L	
OU7	W-830-59	7/6/21		2-Chloroethylvinylether	<	10		ug/L	
OU7	W-830-59	7/6/21		Bromodichloromethane	<	0.5		ug/L	
OU7	W-830-59	7/6/21		Bromoform	<	0.5		ug/L	
OU7	W-830-59	7/6/21		Bromomethane	<	1		ug/L	
OU7	W-830-59	7/6/21		Carbon tetrachloride	<	0.5		ug/L	
OU7	W-830-59	7/6/21		Chlorobenzene	<	0.5		ug/L	
OU7	W-830-59	7/6/21		Chloroethane	<	0.5		ug/L	
OU7	W-830-59	7/6/21		Chloroform		0.71		ug/L	
OU7	W-830-59	7/6/21		Chloromethane	<	0.5		ug/L	
OU7	W-830-59	7/6/21		cis-1,2-Dichloroethene	<	0.5		ug/L	
OU7	W-830-59	7/6/21		cis-1,3-Dichloropropene	<	0.5		ug/L	
OU7	W-830-59	7/6/21		Dibromochloromethane	<	0.5		ug/L	
OU7	W-830-59	7/6/21		Dichlorodifluoromethane	<	0.5		ug/L	
OU7	W-830-59	7/6/21		Methylene chloride	<	1		ug/L	
OU7	W-830-59	7/6/21		Tetrachloroethene		1.7		ug/L	
OU7	W-830-59	7/6/21		trans-1,2-Dichloroethene	<	0.5		ug/L	
OU7	W-830-59	7/6/21		trans-1,3-Dichloropropene	<	0.5		ug/L	
OU7	W-830-59	7/6/21		Trichloroethene		1100		ug/L	D
OU7	W-830-59	7/6/21		Trichlorofluoromethane	<	0.5		ug/L	
OU7	W-830-59	7/6/21		Trichlorotrifluoroethane	<	0.5		ug/L	
OU7	W-830-59	7/6/21		Vinyl chloride	<	0.5		ug/L	
OU7	W-830-59	10/21/21		1,1-Dichloroethane	<	0.5		ug/L	
OU7	W-830-59	10/21/21		1,1-Dichloroethene	<	0.5		ug/L	
OU7	W-830-59	10/21/21		1,1,1-Trichloroethane	<	0.5		ug/L	
OU7	W-830-59	10/21/21		1,1,2-Trichloroethane	<	0.5		ug/L	

Attachment 1. Table 1. Groundwater analytical data, Site 300, 2021.

OU	Location	Date	Sample Type	Parameter	LOS Indicator	Result	Error	Units	QA Flag
OU7	W-830-59	10/21/21		1,1,2,2-Tetrachloroethane	<	0.5		ug/L	
OU7	W-830-59	10/21/21		1,2-Dichlorobenzene	<	0.5		ug/L	
OU7	W-830-59	10/21/21		1,2-Dichloroethane	<	0.5		ug/L	
OU7	W-830-59	10/21/21		1,2-Dichloroethene (total)	<	1		ug/L	
OU7	W-830-59	10/21/21		1,2-Dichloropropane	<	0.5		ug/L	
OU7	W-830-59	10/21/21		1,3-Dichlorobenzene	<	0.5		ug/L	
OU7	W-830-59	10/21/21		1,4-Dichlorobenzene	<	0.5		ug/L	
OU7	W-830-59	10/21/21		Bromodichloromethane	<	0.5		ug/L	
OU7	W-830-59	10/21/21		Bromoform	<	0.5		ug/L	
OU7	W-830-59	10/21/21		Bromomethane	<	1		ug/L	
OU7	W-830-59	10/21/21		Carbon tetrachloride	<	0.5		ug/L	
OU7	W-830-59	10/21/21		Chlorobenzene	<	0.5		ug/L	
OU7	W-830-59	10/21/21		Chloroethane	<	0.5		ug/L	
OU7	W-830-59	10/21/21		Chloroform		0.51		ug/L	
OU7	W-830-59	10/21/21		Chloromethane	<	0.5		ug/L	
OU7	W-830-59	10/21/21		cis-1,2-Dichloroethene		0.58		ug/L	
OU7	W-830-59	10/21/21		cis-1,3-Dichloropropene	<	0.5		ug/L	
OU7	W-830-59	10/21/21		Dibromochloromethane	<	0.5		ug/L	
OU7	W-830-59	10/21/21		Dichlorodifluoromethane	<	0.5		ug/L	
OU7	W-830-59	10/21/21		Methylene chloride	<	1		ug/L	
OU7	W-830-59	10/21/21		Tetrachloroethene		1.3		ug/L	
OU7	W-830-59	10/21/21		trans-1,2-Dichloroethene	<	0.5		ug/L	
OU7	W-830-59	10/21/21		trans-1,3-Dichloropropene	<	0.5		ug/L	
OU7	W-830-59	10/21/21		Trichloroethene		920		ug/L	D
OU7	W-830-59	10/21/21		Trichlorofluoromethane	<	0.5		ug/L	
OU7	W-830-59	10/21/21		Trichlorotrifluoroethane	<	0.5		ug/L	
OU7	W-830-59	10/21/21		Vinyl chloride	<	0.5		ug/L	
OU7	W-830-60	3/17/21		Nitrate (as NO3)	<	1		mg/L	D
OU7	W-830-60	3/17/21		Perchlorate	<	4		ug/L	
OU7	W-830-60	3/17/21		1,1-Dichloroethane	<	0.5		ug/L	
OU7	W-830-60	3/17/21		1,1-Dichloroethene	<	0.5		ug/L	
OU7	W-830-60	3/17/21		1,1,1-Trichloroethane	<	0.5		ug/L	
OU7	W-830-60	3/17/21		1,1,2-Trichloroethane	<	0.5		ug/L	
OU7	W-830-60	3/17/21		1,1,2,2-Tetrachloroethane	<	0.5		ug/L	
OU7	W-830-60	3/17/21		1,2-Dichlorobenzene	<	0.5		ug/L	
OU7	W-830-60	3/17/21		1,2-Dichloroethane	<	0.5		ug/L	
OU7	W-830-60	3/17/21		1,2-Dichloroethene (total)	<	1		ug/L	
OU7	W-830-60	3/17/21		1,2-Dichloropropane	<	0.5		ug/L	
OU7	W-830-60	3/17/21		1,3-Dichlorobenzene	<	0.5		ug/L	
OU7	W-830-60	3/17/21		1,4-Dichlorobenzene	<	0.5		ug/L	
OU7	W-830-60	3/17/21		2-Chloroethylvinylether	<	10		ug/L	
OU7	W-830-60	3/17/21		Bromodichloromethane	<	0.5		ug/L	
OU7	W-830-60	3/17/21		Bromoform	<	0.5		ug/L	
OU7	W-830-60	3/17/21		Bromomethane	<	1		ug/L	
OU7	W-830-60	3/17/21		Carbon tetrachloride	<	0.5		ug/L	
OU7	W-830-60	3/17/21		Chlorobenzene	<	0.5		ug/L	
OU7	W-830-60	3/17/21		Chloroethane	<	0.5		ug/L	
OU7	W-830-60	3/17/21		Chloroform	<	0.5		ug/L	
OU7	W-830-60	3/17/21		Chloromethane	<	0.5		ug/L	
OU7	W-830-60	3/17/21		cis-1,2-Dichloroethene		0.61		ug/L	
OU7	W-830-60	3/17/21		cis-1,3-Dichloropropene	<	0.5		ug/L	
OU7	W-830-60	3/17/21		Dibromochloromethane	<	0.5		ug/L	
OU7	W-830-60	3/17/21		Dichlorodifluoromethane	<	0.5		ug/L	
OU7	W-830-60	3/17/21		Methylene chloride	<	1		ug/L	
OU7	W-830-60	3/17/21		Tetrachloroethene	<	0.5		ug/L	
OU7	W-830-60	3/17/21		trans-1,2-Dichloroethene	<	0.5		ug/L	
OU7	W-830-60	3/17/21		trans-1,3-Dichloropropene	<	0.5		ug/L	
OU7	W-830-60	3/17/21		Trichloroethene		16		ug/L	
OU7	W-830-60	3/17/21		Trichlorofluoromethane	<	0.5		ug/L	
OU7	W-830-60	3/17/21		Trichlorotrifluoroethane	<	0.5		ug/L	
OU7	W-830-60	3/17/21		Vinyl chloride	<	0.5		ug/L	
OU7	W-830-60	4/7/21		1,1-Dichloroethane	<	0.5		ug/L	
OU7	W-830-60	4/7/21		1,1-Dichloroethene	<	0.5		ug/L	
OU7	W-830-60	4/7/21		1,1,1-Trichloroethane	<	0.5		ug/L	
OU7	W-830-60	4/7/21		1,1,2-Trichloroethane	<	0.5		ug/L	
OU7	W-830-60	4/7/21		1,1,2,2-Tetrachloroethane	<	0.5		ug/L	

Attachment 1. Table 1. Groundwater analytical data, Site 300, 2021.

OU	Location	Date	Sample Type	Parameter	LOS Indicator	Result	Error	Units	QA Flag
OU7	W-830-60	4/7/21		1,2-Dichlorobenzene	<	0.5		ug/L	
OU7	W-830-60	4/7/21		1,2-Dichloroethane	<	0.5		ug/L	
OU7	W-830-60	4/7/21		1,2-Dichloroethene (total)	<	1		ug/L	
OU7	W-830-60	4/7/21		1,2-Dichloropropane	<	0.5		ug/L	
OU7	W-830-60	4/7/21		1,3-Dichlorobenzene	<	0.5		ug/L	
OU7	W-830-60	4/7/21		1,4-Dichlorobenzene	<	0.5		ug/L	
OU7	W-830-60	4/7/21		2-Chloroethylvinylether	<	10		ug/L	
OU7	W-830-60	4/7/21		Bromodichloromethane	<	0.5		ug/L	
OU7	W-830-60	4/7/21		Bromoform	<	0.5		ug/L	
OU7	W-830-60	4/7/21		Bromomethane	<	1		ug/L	
OU7	W-830-60	4/7/21		Carbon tetrachloride	<	0.5		ug/L	
OU7	W-830-60	4/7/21		Chlorobenzene	<	0.5		ug/L	
OU7	W-830-60	4/7/21		Chloroethane	<	0.5		ug/L	
OU7	W-830-60	4/7/21		Chloroform	<	0.5		ug/L	
OU7	W-830-60	4/7/21		Chloromethane	<	0.5		ug/L	
OU7	W-830-60	4/7/21		cis-1,2-Dichloroethene		0.61		ug/L	
OU7	W-830-60	4/7/21		cis-1,3-Dichloropropene	<	0.5		ug/L	
OU7	W-830-60	4/7/21		Dibromochloromethane	<	0.5		ug/L	
OU7	W-830-60	4/7/21		Dichlorodifluoromethane	<	0.5		ug/L	
OU7	W-830-60	4/7/21		Methylene chloride	<	1		ug/L	
OU7	W-830-60	4/7/21		Tetrachloroethene	<	0.5		ug/L	
OU7	W-830-60	4/7/21		trans-1,2-Dichloroethene	<	0.5		ug/L	
OU7	W-830-60	4/7/21		trans-1,3-Dichloropropene	<	0.5		ug/L	
OU7	W-830-60	4/7/21		Trichloroethene		19		ug/L	
OU7	W-830-60	4/7/21		Trichlorofluoromethane	<	0.5		ug/L	
OU7	W-830-60	4/7/21		Trichlorotrifluoroethane	<	0.5		ug/L	
OU7	W-830-60	4/7/21		Vinyl chloride	<	0.5		ug/L	
OU7	W-830-60	7/6/21		Nitrate (as NO3)		1.1		mg/L	D
OU7	W-830-60	7/6/21		Perchlorate	<	2		ug/L	
OU7	W-830-60	7/6/21		1,1-Dichloroethane	<	0.5		ug/L	
OU7	W-830-60	7/6/21		1,1-Dichloroethene	<	0.5		ug/L	
OU7	W-830-60	7/6/21		1,1,1-Trichloroethane	<	0.5		ug/L	
OU7	W-830-60	7/6/21		1,1,2-Trichloroethane	<	0.5		ug/L	
OU7	W-830-60	7/6/21		1,1,2,2-Tetrachloroethane	<	0.5		ug/L	
OU7	W-830-60	7/6/21		1,2-Dichlorobenzene	<	0.5		ug/L	
OU7	W-830-60	7/6/21		1,2-Dichloroethane	<	0.5		ug/L	
OU7	W-830-60	7/6/21		1,2-Dichloroethene (total)	<	1		ug/L	
OU7	W-830-60	7/6/21		1,2-Dichloropropane	<	0.5		ug/L	
OU7	W-830-60	7/6/21		1,3-Dichlorobenzene	<	0.5		ug/L	
OU7	W-830-60	7/6/21		1,4-Dichlorobenzene	<	0.5		ug/L	
OU7	W-830-60	7/6/21		2-Chloroethylvinylether	<	10		ug/L	
OU7	W-830-60	7/6/21		Bromodichloromethane	<	0.5		ug/L	
OU7	W-830-60	7/6/21		Bromoform	<	0.5		ug/L	
OU7	W-830-60	7/6/21		Bromomethane	<	1		ug/L	
OU7	W-830-60	7/6/21		Carbon tetrachloride	<	0.5		ug/L	
OU7	W-830-60	7/6/21		Chlorobenzene	<	0.5		ug/L	
OU7	W-830-60	7/6/21		Chloroethane	<	0.5		ug/L	
OU7	W-830-60	7/6/21		Chloroform	<	0.5		ug/L	
OU7	W-830-60	7/6/21		Chloromethane	<	0.5		ug/L	
OU7	W-830-60	7/6/21		cis-1,2-Dichloroethene		0.56		ug/L	
OU7	W-830-60	7/6/21		cis-1,3-Dichloropropene	<	0.5		ug/L	
OU7	W-830-60	7/6/21		Dibromochloromethane	<	0.5		ug/L	
OU7	W-830-60	7/6/21		Dichlorodifluoromethane	<	0.5		ug/L	
OU7	W-830-60	7/6/21		Methylene chloride	<	1		ug/L	
OU7	W-830-60	7/6/21		Tetrachloroethene	<	0.5		ug/L	
OU7	W-830-60	7/6/21		trans-1,2-Dichloroethene	<	0.5		ug/L	
OU7	W-830-60	7/6/21		trans-1,3-Dichloropropene	<	0.5		ug/L	
OU7	W-830-60	7/6/21		Trichloroethene		18		ug/L	
OU7	W-830-60	7/6/21		Trichlorofluoromethane	<	0.5		ug/L	
OU7	W-830-60	7/6/21		Trichlorotrifluoroethane	<	0.5		ug/L	
OU7	W-830-60	7/6/21		Vinyl chloride	<	0.5		ug/L	
OU7	W-830-60	10/4/21		1,1-Dichloroethane	<	0.5		ug/L	
OU7	W-830-60	10/4/21		1,1-Dichloroethene	<	0.5		ug/L	
OU7	W-830-60	10/4/21		1,1,1-Trichloroethane	<	0.5		ug/L	
OU7	W-830-60	10/4/21		1,1,2-Trichloroethane	<	0.5		ug/L	
OU7	W-830-60	10/4/21		1,1,2,2-Tetrachloroethane	<	0.5		ug/L	

Attachment 1. Table 1. Groundwater analytical data, Site 300, 2021.

OU	Location	Date	Sample Type	Parameter	LOS Indicator	Result	Error	Units	QA Flag
OU7	W-830-60	10/4/21		1,2-Dichlorobenzene	<	0.5		ug/L	
OU7	W-830-60	10/4/21		1,2-Dichloroethane	<	0.5		ug/L	
OU7	W-830-60	10/4/21		1,2-Dichloroethene (total)	<	1		ug/L	
OU7	W-830-60	10/4/21		1,2-Dichloropropane	<	0.5		ug/L	
OU7	W-830-60	10/4/21		1,3-Dichlorobenzene	<	0.5		ug/L	
OU7	W-830-60	10/4/21		1,4-Dichlorobenzene	<	0.5		ug/L	
OU7	W-830-60	10/4/21		2-Chloroethylvinylether	<	10		ug/L	
OU7	W-830-60	10/4/21		Bromodichloromethane	<	0.5		ug/L	
OU7	W-830-60	10/4/21		Bromoform	<	0.5		ug/L	
OU7	W-830-60	10/4/21		Bromomethane	<	1		ug/L	
OU7	W-830-60	10/4/21		Carbon tetrachloride	<	0.5		ug/L	
OU7	W-830-60	10/4/21		Chlorobenzene	<	0.5		ug/L	
OU7	W-830-60	10/4/21		Chloroethane	<	0.5		ug/L	
OU7	W-830-60	10/4/21		Chloroform	<	0.5		ug/L	
OU7	W-830-60	10/4/21		Chloromethane	<	0.5		ug/L	
OU7	W-830-60	10/4/21		cis-1,2-Dichloroethene		0.5		ug/L	
OU7	W-830-60	10/4/21		cis-1,3-Dichloropropene	<	0.5		ug/L	
OU7	W-830-60	10/4/21		Dibromochloromethane	<	0.5		ug/L	
OU7	W-830-60	10/4/21		Dichlorodifluoromethane	<	0.5		ug/L	
OU7	W-830-60	10/4/21		Methylene chloride	<	1		ug/L	
OU7	W-830-60	10/4/21		Tetrachloroethene	<	0.5		ug/L	
OU7	W-830-60	10/4/21		trans-1,2-Dichloroethene	<	0.5		ug/L	
OU7	W-830-60	10/4/21		trans-1,3-Dichloropropene	<	0.5		ug/L	
OU7	W-830-60	10/4/21		Trichloroethene		17		ug/L	
OU7	W-830-60	10/4/21		Trichlorofluoromethane	<	0.5		ug/L	
OU7	W-830-60	10/4/21		Trichlorotrifluoroethane	<	0.5		ug/L	
OU7	W-830-60	10/4/21		Vinyl chloride	<	0.5		ug/L	
OU7	W-831-01	3/3/21		Nitrate (as NO3)	<	1		mg/L	
OU7	W-831-01	3/3/21		Perchlorate	<	4		ug/L	
OU7	W-831-01	3/3/21		1,1-Dichloroethane	<	0.5		ug/L	
OU7	W-831-01	3/3/21		1,1-Dichloroethene	<	0.5		ug/L	
OU7	W-831-01	3/3/21		1,1,1-Trichloroethane	<	0.5		ug/L	
OU7	W-831-01	3/3/21		1,1,2-Trichloroethane	<	0.5		ug/L	
OU7	W-831-01	3/3/21		1,1,2,2-Tetrachloroethane	<	0.5		ug/L	
OU7	W-831-01	3/3/21		1,2-Dichlorobenzene	<	0.5		ug/L	
OU7	W-831-01	3/3/21		1,2-Dichloroethane	<	0.5		ug/L	
OU7	W-831-01	3/3/21		1,2-Dichloroethene (total)	<	1		ug/L	
OU7	W-831-01	3/3/21		1,2-Dichloropropane	<	0.5		ug/L	
OU7	W-831-01	3/3/21		1,3-Dichlorobenzene	<	0.5		ug/L	
OU7	W-831-01	3/3/21		1,4-Dichlorobenzene	<	0.5		ug/L	
OU7	W-831-01	3/3/21		2-Chloroethylvinylether	<	1		ug/L	L
OU7	W-831-01	3/3/21		Bromodichloromethane	<	0.5		ug/L	
OU7	W-831-01	3/3/21		Bromoform	<	0.5		ug/L	
OU7	W-831-01	3/3/21		Bromomethane	<	0.5		ug/L	
OU7	W-831-01	3/3/21		Carbon tetrachloride	<	0.5		ug/L	
OU7	W-831-01	3/3/21		Chlorobenzene	<	0.5		ug/L	
OU7	W-831-01	3/3/21		Chloroethane	<	0.5		ug/L	
OU7	W-831-01	3/3/21		Chloroform	<	0.5		ug/L	
OU7	W-831-01	3/3/21		Chloromethane	<	0.5		ug/L	
OU7	W-831-01	3/3/21		cis-1,2-Dichloroethene	<	0.5		ug/L	
OU7	W-831-01	3/3/21		cis-1,3-Dichloropropene	<	0.5		ug/L	
OU7	W-831-01	3/3/21		Dibromochloromethane	<	0.5		ug/L	
OU7	W-831-01	3/3/21		Dichlorodifluoromethane	<	0.5		ug/L	
OU7	W-831-01	3/3/21		Methylene chloride	<	0.5		ug/L	
OU7	W-831-01	3/3/21		Tetrachloroethene	<	0.5		ug/L	
OU7	W-831-01	3/3/21		trans-1,2-Dichloroethene	<	0.5		ug/L	
OU7	W-831-01	3/3/21		trans-1,3-Dichloropropene	<	0.5		ug/L	
OU7	W-831-01	3/3/21		Trichloroethene	<	0.5		ug/L	
OU7	W-831-01	3/3/21		Trichlorofluoromethane	<	0.5		ug/L	
OU7	W-831-01	3/3/21		Trichlorotrifluoroethane	<	0.5		ug/L	
OU7	W-831-01	3/3/21		Vinyl chloride	<	0.5		ug/L	
OU7	W-831-01	3/3/21		Field Oxidation Potential (Eh)		-88		mVolts	
OU7	W-831-01	3/3/21		Field pH		7.82		Units	
OU7	W-831-01	3/3/21		Field Specific Conductance		673.9		umhos/cm	
OU7	W-831-01	3/3/21		Field Temperature		19.4		Degrees C	
OU7	W-832-01	3/16/21		Nitrate (as NO3)		95		mg/L	D

Attachment 1. Table 1. Groundwater analytical data, Site 300, 2021.

OU	Location	Date	Sample Type	Parameter	LOS Indicator	Result	Error	Units	QA Flag
OU7	W-832-01	3/16/21		Perchlorate		4		ug/L	
OU7	W-832-01	3/16/21		1,1-Dichloroethane	<	0.5		ug/L	
OU7	W-832-01	3/16/21		1,1-Dichloroethene	<	0.5		ug/L	
OU7	W-832-01	3/16/21		1,1,1-Trichloroethane	<	0.5		ug/L	
OU7	W-832-01	3/16/21		1,1,2-Trichloroethane	<	0.5		ug/L	
OU7	W-832-01	3/16/21		1,1,2,2-Tetrachloroethane	<	0.5		ug/L	
OU7	W-832-01	3/16/21		1,2-Dichlorobenzene	<	0.5		ug/L	
OU7	W-832-01	3/16/21		1,2-Dichloroethane	<	0.5		ug/L	
OU7	W-832-01	3/16/21		1,2-Dichloroethene (total)		18		ug/L	
OU7	W-832-01	3/16/21		1,2-Dichloropropane	<	0.5		ug/L	
OU7	W-832-01	3/16/21		1,3-Dichlorobenzene	<	0.5		ug/L	
OU7	W-832-01	3/16/21		1,4-Dichlorobenzene	<	0.5		ug/L	
OU7	W-832-01	3/16/21		2-Chloroethylvinylether	<	10		ug/L	
OU7	W-832-01	3/16/21		Bromodichloromethane	<	0.5		ug/L	
OU7	W-832-01	3/16/21		Bromoform	<	0.5		ug/L	
OU7	W-832-01	3/16/21		Bromomethane	<	1		ug/L	
OU7	W-832-01	3/16/21		Carbon tetrachloride	<	0.5		ug/L	
OU7	W-832-01	3/16/21		Chlorobenzene	<	0.5		ug/L	
OU7	W-832-01	3/16/21		Chloroethane		5.3		ug/L	
OU7	W-832-01	3/16/21		Chloroform	<	0.5		ug/L	
OU7	W-832-01	3/16/21		Chloromethane	<	0.5		ug/L	
OU7	W-832-01	3/16/21		cis-1,2-Dichloroethene		18		ug/L	
OU7	W-832-01	3/16/21		cis-1,3-Dichloropropene	<	0.5		ug/L	
OU7	W-832-01	3/16/21		Dibromochloromethane	<	0.5		ug/L	
OU7	W-832-01	3/16/21		Dichlorodifluoromethane	<	0.5		ug/L	
OU7	W-832-01	3/16/21		Methylene chloride		1.4		ug/L	
OU7	W-832-01	3/16/21		Tetrachloroethene	<	0.5		ug/L	
OU7	W-832-01	3/16/21		trans-1,2-Dichloroethene	<	0.5		ug/L	
OU7	W-832-01	3/16/21		trans-1,3-Dichloropropene	<	0.5		ug/L	
OU7	W-832-01	3/16/21		Trichloroethene		170		ug/L	D
OU7	W-832-01	3/16/21		Trichlorofluoromethane	<	0.5		ug/L	
OU7	W-832-01	3/16/21		Trichlorotrifluoroethane	<	0.5		ug/L	
OU7	W-832-01	3/16/21		Vinyl chloride	<	0.5		ug/L	
OU7	W-832-01	4/26/21		1,1-Dichloroethane	<	0.5		ug/L	
OU7	W-832-01	4/26/21		1,1-Dichloroethene	<	0.5		ug/L	
OU7	W-832-01	4/26/21		1,1,1-Trichloroethane	<	0.5		ug/L	
OU7	W-832-01	4/26/21		1,1,2-Trichloroethane	<	0.5		ug/L	
OU7	W-832-01	4/26/21		1,1,2,2-Tetrachloroethane	<	0.5		ug/L	
OU7	W-832-01	4/26/21		1,2-Dichlorobenzene	<	0.5		ug/L	
OU7	W-832-01	4/26/21		1,2-Dichloroethane	<	0.5		ug/L	
OU7	W-832-01	4/26/21		1,2-Dichloroethene (total)		13		ug/L	
OU7	W-832-01	4/26/21		1,2-Dichloropropane	<	0.5		ug/L	
OU7	W-832-01	4/26/21		1,3-Dichlorobenzene	<	0.5		ug/L	
OU7	W-832-01	4/26/21		1,4-Dichlorobenzene	<	0.5		ug/L	
OU7	W-832-01	4/26/21		2-Chloroethylvinylether	<	10		ug/L	
OU7	W-832-01	4/26/21		Bromodichloromethane	<	0.5		ug/L	
OU7	W-832-01	4/26/21		Bromoform	<	0.5		ug/L	
OU7	W-832-01	4/26/21		Bromomethane	<	1		ug/L	
OU7	W-832-01	4/26/21		Carbon tetrachloride	<	0.5		ug/L	
OU7	W-832-01	4/26/21		Chlorobenzene	<	0.5		ug/L	
OU7	W-832-01	4/26/21		Chloroethane	<	0.5		ug/L	
OU7	W-832-01	4/26/21		Chloroform	<	0.5		ug/L	
OU7	W-832-01	4/26/21		Chloromethane	<	0.5		ug/L	
OU7	W-832-01	4/26/21		cis-1,2-Dichloroethene		12		ug/L	
OU7	W-832-01	4/26/21		cis-1,3-Dichloropropene	<	0.5		ug/L	
OU7	W-832-01	4/26/21		Dibromochloromethane	<	0.5		ug/L	
OU7	W-832-01	4/26/21		Dichlorodifluoromethane	<	0.5		ug/L	
OU7	W-832-01	4/26/21		Methylene chloride	<	1		ug/L	
OU7	W-832-01	4/26/21		Tetrachloroethene	<	0.5		ug/L	
OU7	W-832-01	4/26/21		trans-1,2-Dichloroethene	<	0.5		ug/L	
OU7	W-832-01	4/26/21		trans-1,3-Dichloropropene	<	0.5		ug/L	
OU7	W-832-01	4/26/21		Trichloroethene		160		ug/L	D
OU7	W-832-01	4/26/21		Trichlorofluoromethane	<	0.5		ug/L	
OU7	W-832-01	4/26/21		Trichlorotrifluoroethane	<	0.5		ug/L	
OU7	W-832-01	4/26/21		Vinyl chloride	<	0.5		ug/L	
OU7	W-832-01	7/20/21		Nitrate (as NO3)		100		mg/L	D

Attachment 1. Table 1. Groundwater analytical data, Site 300, 2021.

OU	Location	Date	Sample Type	Parameter	LOS Indicator	Result	Error	Units	QA Flag
OU7	W-832-01	7/20/21		Perchlorate		4.7		ug/L	D
OU7	W-832-01	7/20/21		1,1-Dichloroethane	<	0.5		ug/L	
OU7	W-832-01	7/20/21		1,1-Dichloroethene	<	0.5		ug/L	
OU7	W-832-01	7/20/21		1,1,1-Trichloroethane	<	0.5		ug/L	
OU7	W-832-01	7/20/21		1,1,2-Trichloroethane	<	0.5		ug/L	
OU7	W-832-01	7/20/21		1,1,2,2-Tetrachloroethane	<	0.5		ug/L	
OU7	W-832-01	7/20/21		1,2-Dichlorobenzene	<	0.5		ug/L	
OU7	W-832-01	7/20/21		1,2-Dichloroethane	<	0.5		ug/L	
OU7	W-832-01	7/20/21		1,2-Dichloroethene (total)		16		ug/L	
OU7	W-832-01	7/20/21		1,2-Dichloropropane	<	0.5		ug/L	
OU7	W-832-01	7/20/21		1,3-Dichlorobenzene	<	0.5		ug/L	
OU7	W-832-01	7/20/21		1,4-Dichlorobenzene	<	0.5		ug/L	
OU7	W-832-01	7/20/21		2-Chloroethylvinylether	<	10		ug/L	
OU7	W-832-01	7/20/21		Bromodichloromethane	<	0.5		ug/L	
OU7	W-832-01	7/20/21		Bromoform	<	0.5		ug/L	
OU7	W-832-01	7/20/21		Bromomethane	<	1		ug/L	
OU7	W-832-01	7/20/21		Carbon tetrachloride	<	0.5		ug/L	
OU7	W-832-01	7/20/21		Chlorobenzene	<	0.5		ug/L	
OU7	W-832-01	7/20/21		Chloroethane		0.86		ug/L	
OU7	W-832-01	7/20/21		Chloroform	<	0.5		ug/L	
OU7	W-832-01	7/20/21		Chloromethane	<	0.5		ug/L	
OU7	W-832-01	7/20/21		cis-1,2-Dichloroethene		16		ug/L	
OU7	W-832-01	7/20/21		cis-1,3-Dichloropropene	<	0.5		ug/L	
OU7	W-832-01	7/20/21		Dibromochloromethane	<	0.5		ug/L	
OU7	W-832-01	7/20/21		Dichlorodifluoromethane	<	0.5		ug/L	
OU7	W-832-01	7/20/21		Methylene chloride	<	1		ug/L	
OU7	W-832-01	7/20/21		Tetrachloroethene	<	0.5		ug/L	
OU7	W-832-01	7/20/21		trans-1,2-Dichloroethene	<	0.5		ug/L	
OU7	W-832-01	7/20/21		trans-1,3-Dichloropropene	<	0.5		ug/L	
OU7	W-832-01	7/20/21		Trichloroethene		210		ug/L	D
OU7	W-832-01	7/20/21		Trichlorofluoromethane	<	0.5		ug/L	
OU7	W-832-01	7/20/21		Trichlorotrifluoroethane	<	0.5		ug/L	
OU7	W-832-01	7/20/21		Vinyl chloride	<	0.5		ug/L	
OU7	W-832-01	10/5/21		1,1-Dichloroethane	<	0.5		ug/L	
OU7	W-832-01	10/5/21		1,1-Dichloroethene	<	0.5		ug/L	
OU7	W-832-01	10/5/21		1,1,1-Trichloroethane	<	0.5		ug/L	
OU7	W-832-01	10/5/21		1,1,2-Trichloroethane	<	0.5		ug/L	
OU7	W-832-01	10/5/21		1,1,2,2-Tetrachloroethane	<	0.5		ug/L	
OU7	W-832-01	10/5/21		1,2-Dichlorobenzene	<	0.5		ug/L	
OU7	W-832-01	10/5/21		1,2-Dichloroethane	<	0.5		ug/L	
OU7	W-832-01	10/5/21		1,2-Dichloroethene (total)		13		ug/L	
OU7	W-832-01	10/5/21		1,2-Dichloropropane	<	0.5		ug/L	
OU7	W-832-01	10/5/21		1,3-Dichlorobenzene	<	0.5		ug/L	
OU7	W-832-01	10/5/21		1,4-Dichlorobenzene	<	0.5		ug/L	
OU7	W-832-01	10/5/21		2-Chloroethylvinylether	<	10		ug/L	
OU7	W-832-01	10/5/21		Bromodichloromethane	<	0.5		ug/L	
OU7	W-832-01	10/5/21		Bromoform	<	0.5		ug/L	
OU7	W-832-01	10/5/21		Bromomethane	<	1		ug/L	
OU7	W-832-01	10/5/21		Carbon tetrachloride	<	0.5		ug/L	
OU7	W-832-01	10/5/21		Chlorobenzene	<	0.5		ug/L	
OU7	W-832-01	10/5/21		Chloroethane	<	0.5		ug/L	
OU7	W-832-01	10/5/21		Chloroform	<	0.5		ug/L	
OU7	W-832-01	10/5/21		Chloromethane	<	0.5		ug/L	
OU7	W-832-01	10/5/21		cis-1,2-Dichloroethene		13		ug/L	
OU7	W-832-01	10/5/21		cis-1,3-Dichloropropene	<	0.5		ug/L	
OU7	W-832-01	10/5/21		Dibromochloromethane	<	0.5		ug/L	
OU7	W-832-01	10/5/21		Dichlorodifluoromethane	<	0.5		ug/L	
OU7	W-832-01	10/5/21		Methylene chloride	<	1		ug/L	
OU7	W-832-01	10/5/21		Tetrachloroethene	<	0.5		ug/L	
OU7	W-832-01	10/5/21		trans-1,2-Dichloroethene	<	0.5		ug/L	
OU7	W-832-01	10/5/21		trans-1,3-Dichloropropene	<	0.5		ug/L	
OU7	W-832-01	10/5/21		Trichloroethene		160		ug/L	D
OU7	W-832-01	10/5/21		Trichlorofluoromethane	<	0.5		ug/L	
OU7	W-832-01	10/5/21		Trichlorotrifluoroethane	<	0.5		ug/L	
OU7	W-832-01	10/5/21		Vinyl chloride	<	0.5		ug/L	
OU7	W-832-06	2/18/21		Nitrate (as NO3)	<	2		mg/L	DHJ

Attachment 1. Table 1. Groundwater analytical data, Site 300, 2021.

OU	Location	Date	Sample Type	Parameter	LOS Indicator	Result	Error	Units	QA Flag
OU7	W-832-06	2/18/21		Perchlorate	<	8		ug/L	D
OU7	W-832-06	2/18/21		1,1-Dichloroethane	<	0.5		ug/L	H
OU7	W-832-06	2/18/21		1,1-Dichloroethene	<	0.5		ug/L	H
OU7	W-832-06	2/18/21		1,1,1-Trichloroethane	<	0.5		ug/L	H
OU7	W-832-06	2/18/21		1,1,2-Trichloroethane	<	0.5		ug/L	H
OU7	W-832-06	2/18/21		1,1,2,2-Tetrachloroethane	<	0.5		ug/L	H
OU7	W-832-06	2/18/21		1,2-Dichlorobenzene	<	0.5		ug/L	H
OU7	W-832-06	2/18/21		1,2-Dichloroethane	<	0.5		ug/L	H
OU7	W-832-06	2/18/21		1,2-Dichloroethene (total)	<	1		ug/L	H
OU7	W-832-06	2/18/21		1,2-Dichloropropane	<	0.5		ug/L	H
OU7	W-832-06	2/18/21		1,3-Dichlorobenzene	<	0.5		ug/L	H
OU7	W-832-06	2/18/21		1,4-Dichlorobenzene	<	0.5		ug/L	H
OU7	W-832-06	2/18/21		2-Chloroethylvinylether	<	1		ug/L	HL
OU7	W-832-06	2/18/21		Bromodichloromethane	<	0.5		ug/L	H
OU7	W-832-06	2/18/21		Bromoform	<	0.5		ug/L	H
OU7	W-832-06	2/18/21		Bromomethane	<	0.5		ug/L	H
OU7	W-832-06	2/18/21		Carbon tetrachloride	<	0.5		ug/L	H
OU7	W-832-06	2/18/21		Chlorobenzene	<	0.5		ug/L	H
OU7	W-832-06	2/18/21		Chloroethane	<	0.5		ug/L	H
OU7	W-832-06	2/18/21		Chloroform	<	0.5		ug/L	H
OU7	W-832-06	2/18/21		Chloromethane	<	0.5		ug/L	H
OU7	W-832-06	2/18/21		cis-1,2-Dichloroethene	<	0.5		ug/L	H
OU7	W-832-06	2/18/21		cis-1,3-Dichloropropene	<	0.5		ug/L	H
OU7	W-832-06	2/18/21		Dibromochloromethane	<	0.5		ug/L	H
OU7	W-832-06	2/18/21		Dichlorodifluoromethane	<	0.5		ug/L	H
OU7	W-832-06	2/18/21		Methylene chloride	<	0.5		ug/L	H
OU7	W-832-06	2/18/21		Tetrachloroethene	<	0.5		ug/L	H
OU7	W-832-06	2/18/21		trans-1,2-Dichloroethene	<	0.5		ug/L	H
OU7	W-832-06	2/18/21		trans-1,3-Dichloropropene	<	0.5		ug/L	H
OU7	W-832-06	2/18/21		Trichloroethene	<	0.5		ug/L	H
OU7	W-832-06	2/18/21		Trichlorofluoromethane	<	0.5		ug/L	H
OU7	W-832-06	2/18/21		Trichlorotrifluoroethane	<	0.5		ug/L	H
OU7	W-832-06	2/18/21		Vinyl chloride	<	0.5		ug/L	H
OU7	W-832-06	2/23/21		Field Oxidation Potential (Eh)		-168		mVolts	
OU7	W-832-06	2/23/21		Field pH		7.7		Units	
OU7	W-832-06	2/23/21		Field Specific Conductance		2703		umhos/cm	
OU7	W-832-06	2/23/21		Field Temperature		18.8		Degrees C	
OU7	W-832-09	3/3/21		Nitrate (as NO3)	<	1		mg/L	
OU7	W-832-09	3/3/21		Perchlorate	<	4		ug/L	
OU7	W-832-09	3/3/21		1,1-Dichloroethane	<	0.5		ug/L	
OU7	W-832-09	3/3/21		1,1-Dichloroethene	<	0.5		ug/L	
OU7	W-832-09	3/3/21		1,1,1-Trichloroethane	<	0.5		ug/L	
OU7	W-832-09	3/3/21		1,1,2-Trichloroethane	<	0.5		ug/L	
OU7	W-832-09	3/3/21		1,1,2,2-Tetrachloroethane	<	0.5		ug/L	
OU7	W-832-09	3/3/21		1,2-Dichlorobenzene	<	0.5		ug/L	
OU7	W-832-09	3/3/21		1,2-Dichloroethane	<	0.5		ug/L	
OU7	W-832-09	3/3/21		1,2-Dichloroethene (total)	<	1		ug/L	
OU7	W-832-09	3/3/21		1,2-Dichloropropane	<	0.5		ug/L	
OU7	W-832-09	3/3/21		1,3-Dichlorobenzene	<	0.5		ug/L	
OU7	W-832-09	3/3/21		1,4-Dichlorobenzene	<	0.5		ug/L	
OU7	W-832-09	3/3/21		2-Chloroethylvinylether	<	1		ug/L	L
OU7	W-832-09	3/3/21		Bromodichloromethane	<	0.5		ug/L	
OU7	W-832-09	3/3/21		Bromoform	<	0.5		ug/L	
OU7	W-832-09	3/3/21		Bromomethane	<	0.5		ug/L	
OU7	W-832-09	3/3/21		Carbon tetrachloride	<	0.5		ug/L	
OU7	W-832-09	3/3/21		Chlorobenzene	<	0.5		ug/L	
OU7	W-832-09	3/3/21		Chloroethane	<	0.5		ug/L	
OU7	W-832-09	3/3/21		Chloroform	<	0.5		ug/L	
OU7	W-832-09	3/3/21		Chloromethane	<	0.5		ug/L	
OU7	W-832-09	3/3/21		cis-1,2-Dichloroethene	<	0.5		ug/L	
OU7	W-832-09	3/3/21		cis-1,3-Dichloropropene	<	0.5		ug/L	
OU7	W-832-09	3/3/21		Dibromochloromethane	<	0.5		ug/L	
OU7	W-832-09	3/3/21		Dichlorodifluoromethane	<	0.5		ug/L	
OU7	W-832-09	3/3/21		Methylene chloride	<	0.5		ug/L	
OU7	W-832-09	3/3/21		Tetrachloroethene	<	0.5		ug/L	
OU7	W-832-09	3/3/21		trans-1,2-Dichloroethene	<	0.5		ug/L	

Attachment 1. Table 1. Groundwater analytical data, Site 300, 2021.

OU	Location	Date	Sample Type	Parameter	LOS Indicator	Result	Error	Units	QA Flag
OU7	W-832-09	3/3/21		trans-1,3-Dichloropropene	<	0.5		ug/L	
OU7	W-832-09	3/3/21		Trichloroethene	<	0.5		ug/L	
OU7	W-832-09	3/3/21		Trichlorofluoromethane	<	0.5		ug/L	
OU7	W-832-09	3/3/21		Trichlorotrifluoroethane	<	0.5		ug/L	
OU7	W-832-09	3/3/21		Vinyl chloride	<	0.5		ug/L	
OU7	W-832-09	3/3/21		Field Oxidation Potential (Eh)		-173		mVolts	
OU7	W-832-09	3/3/21		Field pH		7.83		Units	
OU7	W-832-09	3/3/21		Field Specific Conductance		874.2		umhos/cm	
OU7	W-832-09	3/3/21		Field Temperature		20		Degrees C	
OU7	W-832-09	9/2/21		1,1-Dichloroethane	<	0.5		ug/L	
OU7	W-832-09	9/2/21		1,1-Dichloroethene	<	0.5		ug/L	
OU7	W-832-09	9/2/21		1,1,1-Trichloroethane	<	0.5		ug/L	
OU7	W-832-09	9/2/21		1,1,2-Trichloroethane	<	0.5		ug/L	
OU7	W-832-09	9/2/21		1,1,2,2-Tetrachloroethane	<	0.5		ug/L	
OU7	W-832-09	9/2/21		1,2-Dichlorobenzene	<	0.5		ug/L	
OU7	W-832-09	9/2/21		1,2-Dichloroethane	<	0.5		ug/L	
OU7	W-832-09	9/2/21		1,2-Dichloroethene (total)	<	1		ug/L	
OU7	W-832-09	9/2/21		1,2-Dichloropropane	<	0.5		ug/L	
OU7	W-832-09	9/2/21		1,3-Dichlorobenzene	<	0.5		ug/L	
OU7	W-832-09	9/2/21		1,4-Dichlorobenzene	<	0.5		ug/L	
OU7	W-832-09	9/2/21		2-Chloroethylvinylether	<	1		ug/L	
OU7	W-832-09	9/2/21		Bromodichloromethane	<	0.5		ug/L	
OU7	W-832-09	9/2/21		Bromoform	<	0.5		ug/L	
OU7	W-832-09	9/2/21		Bromomethane	<	0.5		ug/L	
OU7	W-832-09	9/2/21		Carbon tetrachloride	<	0.5		ug/L	L
OU7	W-832-09	9/2/21		Chlorobenzene	<	0.5		ug/L	
OU7	W-832-09	9/2/21		Chloroethane	<	0.5		ug/L	
OU7	W-832-09	9/2/21		Chloroform	<	0.5		ug/L	
OU7	W-832-09	9/2/21		Chloromethane	<	0.5		ug/L	
OU7	W-832-09	9/2/21		cis-1,2-Dichloroethene	<	0.5		ug/L	
OU7	W-832-09	9/2/21		cis-1,3-Dichloropropene	<	0.5		ug/L	
OU7	W-832-09	9/2/21		Dibromochloromethane	<	0.5		ug/L	
OU7	W-832-09	9/2/21		Dichlorodifluoromethane	<	0.5		ug/L	
OU7	W-832-09	9/2/21		Methylene chloride	<	0.5		ug/L	
OU7	W-832-09	9/2/21		Tetrachloroethene	<	0.5		ug/L	
OU7	W-832-09	9/2/21		trans-1,2-Dichloroethene	<	0.5		ug/L	
OU7	W-832-09	9/2/21		trans-1,3-Dichloropropene	<	0.5		ug/L	
OU7	W-832-09	9/2/21		Trichloroethene	<	0.5		ug/L	
OU7	W-832-09	9/2/21		Trichlorofluoromethane	<	0.5		ug/L	
OU7	W-832-09	9/2/21		Trichlorotrifluoroethane	<	0.5		ug/L	
OU7	W-832-09	9/2/21		Vinyl chloride	<	0.5		ug/L	
OU7	W-832-09	9/2/21		Field Oxidation Potential (Eh)		-53		mVolts	
OU7	W-832-09	9/2/21		Field pH		7.52		Units	
OU7	W-832-09	9/2/21		Field Specific Conductance		857.6		umhos/cm	
OU7	W-832-09	9/2/21		Field Temperature		21.5		Degrees C	
OU7	W-832-10	3/16/21		Nitrate (as NO3)		80		mg/L	D
OU7	W-832-10	3/16/21		Perchlorate		6.7		ug/L	
OU7	W-832-10	3/16/21		1,1-Dichloroethane	<	0.5		ug/L	
OU7	W-832-10	3/16/21		1,1-Dichloroethene	<	0.5		ug/L	
OU7	W-832-10	3/16/21		1,1,1-Trichloroethane	<	0.5		ug/L	
OU7	W-832-10	3/16/21		1,1,2-Trichloroethane	<	0.5		ug/L	
OU7	W-832-10	3/16/21		1,1,2,2-Tetrachloroethane	<	0.5		ug/L	
OU7	W-832-10	3/16/21		1,2-Dichlorobenzene	<	0.5		ug/L	
OU7	W-832-10	3/16/21		1,2-Dichloroethane	<	0.5		ug/L	
OU7	W-832-10	3/16/21		1,2-Dichloroethene (total)		2.4		ug/L	
OU7	W-832-10	3/16/21		1,2-Dichloropropane	<	0.5		ug/L	
OU7	W-832-10	3/16/21		1,3-Dichlorobenzene	<	0.5		ug/L	
OU7	W-832-10	3/16/21		1,4-Dichlorobenzene	<	0.5		ug/L	
OU7	W-832-10	3/16/21		2-Chloroethylvinylether	<	10		ug/L	
OU7	W-832-10	3/16/21		Bromodichloromethane	<	0.5		ug/L	
OU7	W-832-10	3/16/21		Bromoform	<	0.5		ug/L	
OU7	W-832-10	3/16/21		Bromomethane	<	1		ug/L	
OU7	W-832-10	3/16/21		Carbon tetrachloride	<	0.5		ug/L	
OU7	W-832-10	3/16/21		Chlorobenzene	<	0.5		ug/L	
OU7	W-832-10	3/16/21		Chloroethane	<	0.5		ug/L	
OU7	W-832-10	3/16/21		Chloroform		0.63		ug/L	

Attachment 1. Table 1. Groundwater analytical data, Site 300, 2021.

OU	Location	Date	Sample Type	Parameter	LOS Indicator	Result	Error	Units	QA Flag
OU7	W-832-10	3/16/21		Chloromethane	<	0.5		ug/L	
OU7	W-832-10	3/16/21		cis-1,2-Dichloroethene		2.4		ug/L	
OU7	W-832-10	3/16/21		cis-1,3-Dichloropropene	<	0.5		ug/L	
OU7	W-832-10	3/16/21		Dibromochloromethane	<	0.5		ug/L	
OU7	W-832-10	3/16/21		Dichlorodifluoromethane	<	0.5		ug/L	
OU7	W-832-10	3/16/21		Methylene chloride	<	1		ug/L	
OU7	W-832-10	3/16/21		Tetrachloroethene	<	0.5		ug/L	
OU7	W-832-10	3/16/21		trans-1,2-Dichloroethene	<	0.5		ug/L	
OU7	W-832-10	3/16/21		trans-1,3-Dichloropropene	<	0.5		ug/L	
OU7	W-832-10	3/16/21		Trichloroethene		140		ug/L	D
OU7	W-832-10	3/16/21		Trichlorofluoromethane		4.5		ug/L	
OU7	W-832-10	3/16/21		Trichlorotrifluoroethane	<	0.5		ug/L	
OU7	W-832-10	3/16/21		Vinyl chloride	<	0.5		ug/L	
OU7	W-832-10	4/26/21		1,1-Dichloroethane	<	0.5		ug/L	
OU7	W-832-10	4/26/21		1,1-Dichloroethene	<	0.5		ug/L	
OU7	W-832-10	4/26/21		1,1,1-Trichloroethane	<	0.5		ug/L	
OU7	W-832-10	4/26/21		1,1,2-Trichloroethane	<	0.5		ug/L	
OU7	W-832-10	4/26/21		1,1,2,2-Tetrachloroethane	<	0.5		ug/L	
OU7	W-832-10	4/26/21		1,2-Dichlorobenzene	<	0.5		ug/L	
OU7	W-832-10	4/26/21		1,2-Dichloroethane	<	0.5		ug/L	
OU7	W-832-10	4/26/21		1,2-Dichloroethene (total)		1.1		ug/L	
OU7	W-832-10	4/26/21		1,2-Dichloropropane	<	0.5		ug/L	
OU7	W-832-10	4/26/21		1,3-Dichlorobenzene	<	0.5		ug/L	
OU7	W-832-10	4/26/21		1,4-Dichlorobenzene	<	0.5		ug/L	
OU7	W-832-10	4/26/21		2-Chloroethylvinylether	<	10		ug/L	
OU7	W-832-10	4/26/21		Bromodichloromethane	<	0.5		ug/L	
OU7	W-832-10	4/26/21		Bromoform	<	0.5		ug/L	
OU7	W-832-10	4/26/21		Bromomethane	<	1		ug/L	
OU7	W-832-10	4/26/21		Carbon tetrachloride	<	0.5		ug/L	
OU7	W-832-10	4/26/21		Chlorobenzene	<	0.5		ug/L	
OU7	W-832-10	4/26/21		Chloroethane	<	0.5		ug/L	
OU7	W-832-10	4/26/21		Chloroform		0.5		ug/L	
OU7	W-832-10	4/26/21		Chloromethane	<	0.5		ug/L	
OU7	W-832-10	4/26/21		cis-1,2-Dichloroethene		1.1		ug/L	
OU7	W-832-10	4/26/21		cis-1,3-Dichloropropene	<	0.5		ug/L	
OU7	W-832-10	4/26/21		Dibromochloromethane	<	0.5		ug/L	
OU7	W-832-10	4/26/21		Dichlorodifluoromethane	<	0.5		ug/L	
OU7	W-832-10	4/26/21		Methylene chloride	<	1		ug/L	
OU7	W-832-10	4/26/21		Tetrachloroethene	<	0.5		ug/L	
OU7	W-832-10	4/26/21		trans-1,2-Dichloroethene	<	0.5		ug/L	
OU7	W-832-10	4/26/21		trans-1,3-Dichloropropene	<	0.5		ug/L	
OU7	W-832-10	4/26/21		Trichloroethene		99		ug/L	
OU7	W-832-10	4/26/21		Trichlorofluoromethane		3.5		ug/L	
OU7	W-832-10	4/26/21		Trichlorotrifluoroethane	<	0.5		ug/L	
OU7	W-832-10	4/26/21		Vinyl chloride	<	0.5		ug/L	
OU7	W-832-10	7/20/21		Nitrate (as NO3)		96		mg/L	D
OU7	W-832-10	7/20/21		Perchlorate		6.8		ug/L	D
OU7	W-832-10	7/20/21		1,1-Dichloroethane	<	0.5		ug/L	
OU7	W-832-10	7/20/21		1,1-Dichloroethene	<	0.5		ug/L	
OU7	W-832-10	7/20/21		1,1,1-Trichloroethane	<	0.5		ug/L	
OU7	W-832-10	7/20/21		1,1,2-Trichloroethane	<	0.5		ug/L	
OU7	W-832-10	7/20/21		1,1,2,2-Tetrachloroethane	<	0.5		ug/L	
OU7	W-832-10	7/20/21		1,2-Dichlorobenzene	<	0.5		ug/L	
OU7	W-832-10	7/20/21		1,2-Dichloroethane	<	0.5		ug/L	
OU7	W-832-10	7/20/21		1,2-Dichloroethene (total)		2.3		ug/L	
OU7	W-832-10	7/20/21		1,2-Dichloropropane	<	0.5		ug/L	
OU7	W-832-10	7/20/21		1,3-Dichlorobenzene	<	0.5		ug/L	
OU7	W-832-10	7/20/21		1,4-Dichlorobenzene	<	0.5		ug/L	
OU7	W-832-10	7/20/21		2-Chloroethylvinylether	<	10		ug/L	
OU7	W-832-10	7/20/21		Bromodichloromethane	<	0.5		ug/L	
OU7	W-832-10	7/20/21		Bromoform	<	0.5		ug/L	
OU7	W-832-10	7/20/21		Bromomethane	<	1		ug/L	
OU7	W-832-10	7/20/21		Carbon tetrachloride	<	0.5		ug/L	
OU7	W-832-10	7/20/21		Chlorobenzene	<	0.5		ug/L	
OU7	W-832-10	7/20/21		Chloroethane		36		ug/L	
OU7	W-832-10	7/20/21		Chloroform	<	0.5		ug/L	

Attachment 1. Table 1. Groundwater analytical data, Site 300, 2021.

OU	Location	Date	Sample Type	Parameter	LOS Indicator	Result	Error	Units	QA Flag
OU7	W-832-10	7/20/21		Chloromethane	<	0.5		ug/L	
OU7	W-832-10	7/20/21		cis-1,2-Dichloroethene		2.3		ug/L	
OU7	W-832-10	7/20/21		cis-1,3-Dichloropropene	<	0.5		ug/L	
OU7	W-832-10	7/20/21		Dibromochloromethane	<	0.5		ug/L	
OU7	W-832-10	7/20/21		Dichlorodifluoromethane	<	0.5		ug/L	
OU7	W-832-10	7/20/21		Methylene chloride	<	1		ug/L	
OU7	W-832-10	7/20/21		Tetrachloroethene	<	0.5		ug/L	
OU7	W-832-10	7/20/21		trans-1,2-Dichloroethene	<	0.5		ug/L	
OU7	W-832-10	7/20/21		trans-1,3-Dichloropropene	<	0.5		ug/L	
OU7	W-832-10	7/20/21		Trichloroethene		100		ug/L	
OU7	W-832-10	7/20/21		Trichlorofluoromethane		2.3		ug/L	
OU7	W-832-10	7/20/21		Trichlorotrifluoroethane	<	0.5		ug/L	
OU7	W-832-10	7/20/21		Vinyl chloride	<	0.5		ug/L	
OU7	W-832-10	10/5/21		1,1-Dichloroethane	<	0.5		ug/L	
OU7	W-832-10	10/5/21		1,1-Dichloroethene	<	0.5		ug/L	
OU7	W-832-10	10/5/21		1,1,1-Trichloroethane	<	0.5		ug/L	
OU7	W-832-10	10/5/21		1,1,2-Trichloroethane	<	0.5		ug/L	
OU7	W-832-10	10/5/21		1,1,2,2-Tetrachloroethane	<	0.5		ug/L	
OU7	W-832-10	10/5/21		1,2-Dichlorobenzene	<	0.5		ug/L	
OU7	W-832-10	10/5/21		1,2-Dichloroethane	<	0.5		ug/L	
OU7	W-832-10	10/5/21		1,2-Dichloroethene (total)		3.8		ug/L	
OU7	W-832-10	10/5/21		1,2-Dichloropropane	<	0.5		ug/L	
OU7	W-832-10	10/5/21		1,3-Dichlorobenzene	<	0.5		ug/L	
OU7	W-832-10	10/5/21		1,4-Dichlorobenzene	<	0.5		ug/L	
OU7	W-832-10	10/5/21		2-Chloroethylvinylether	<	10		ug/L	
OU7	W-832-10	10/5/21		Bromodichloromethane	<	0.5		ug/L	
OU7	W-832-10	10/5/21		Bromoform	<	0.5		ug/L	
OU7	W-832-10	10/5/21		Bromomethane	<	1		ug/L	
OU7	W-832-10	10/5/21		Carbon tetrachloride	<	0.5		ug/L	
OU7	W-832-10	10/5/21		Chlorobenzene	<	0.5		ug/L	
OU7	W-832-10	10/5/21		Chloroethane	<	0.5		ug/L	
OU7	W-832-10	10/5/21		Chloroform	<	0.5		ug/L	
OU7	W-832-10	10/5/21		Chloromethane	<	0.5		ug/L	
OU7	W-832-10	10/5/21		cis-1,2-Dichloroethene		3.8		ug/L	
OU7	W-832-10	10/5/21		cis-1,3-Dichloropropene	<	0.5		ug/L	
OU7	W-832-10	10/5/21		Dibromochloromethane	<	0.5		ug/L	
OU7	W-832-10	10/5/21		Dichlorodifluoromethane	<	0.5		ug/L	
OU7	W-832-10	10/5/21		Methylene chloride	<	1		ug/L	
OU7	W-832-10	10/5/21		Tetrachloroethene	<	0.5		ug/L	
OU7	W-832-10	10/5/21		trans-1,2-Dichloroethene	<	0.5		ug/L	
OU7	W-832-10	10/5/21		trans-1,3-Dichloropropene	<	0.5		ug/L	
OU7	W-832-10	10/5/21		Trichloroethene		94		ug/L	D
OU7	W-832-10	10/5/21		Trichlorofluoromethane		1.6		ug/L	
OU7	W-832-10	10/5/21		Trichlorotrifluoroethane	<	0.5		ug/L	
OU7	W-832-10	10/5/21		Vinyl chloride	<	0.5		ug/L	
OU7	W-832-11	3/2/21		Nitrate (as NO3)		74		mg/L	D
OU7	W-832-11	3/2/21		Perchlorate		5.8		ug/L	
OU7	W-832-11	3/2/21		1,1-Dichloroethane	<	0.5		ug/L	
OU7	W-832-11	3/2/21		1,1-Dichloroethene	<	0.5		ug/L	
OU7	W-832-11	3/2/21		1,1,1-Trichloroethane	<	0.5		ug/L	
OU7	W-832-11	3/2/21		1,1,2-Trichloroethane	<	0.5		ug/L	
OU7	W-832-11	3/2/21		1,1,2,2-Tetrachloroethane	<	0.5		ug/L	
OU7	W-832-11	3/2/21		1,2-Dichlorobenzene	<	0.5		ug/L	
OU7	W-832-11	3/2/21		1,2-Dichloroethane	<	0.5		ug/L	
OU7	W-832-11	3/2/21		1,2-Dichloroethene (total)	<	1		ug/L	
OU7	W-832-11	3/2/21		1,2-Dichloropropane	<	0.5		ug/L	
OU7	W-832-11	3/2/21		1,3-Dichlorobenzene	<	0.5		ug/L	
OU7	W-832-11	3/2/21		1,4-Dichlorobenzene	<	0.5		ug/L	
OU7	W-832-11	3/2/21		2-Chloroethylvinylether	<	1		ug/L	
OU7	W-832-11	3/2/21		Bromodichloromethane	<	0.5		ug/L	
OU7	W-832-11	3/2/21		Bromoform	<	0.5		ug/L	
OU7	W-832-11	3/2/21		Bromomethane	<	0.5		ug/L	
OU7	W-832-11	3/2/21		Carbon tetrachloride	<	0.5		ug/L	
OU7	W-832-11	3/2/21		Chlorobenzene	<	0.5		ug/L	
OU7	W-832-11	3/2/21		Chloroethane	<	0.5		ug/L	
OU7	W-832-11	3/2/21		Chloroform		0.5		ug/L	

Attachment 1. Table 1. Groundwater analytical data, Site 300, 2021.

OU	Location	Date	Sample Type	Parameter	LOS Indicator	Result	Error	Units	QA Flag
OU7	W-832-11	3/2/21		Chloromethane	<	0.5		ug/L	
OU7	W-832-11	3/2/21		cis-1,2-Dichloroethene		12		ug/L	
OU7	W-832-11	3/2/21		cis-1,3-Dichloropropene	<	0.5		ug/L	
OU7	W-832-11	3/2/21		Dibromochloromethane	<	0.5		ug/L	
OU7	W-832-11	3/2/21		Dichlorodifluoromethane	<	0.5		ug/L	
OU7	W-832-11	3/2/21		Methylene chloride	<	0.5		ug/L	
OU7	W-832-11	3/2/21		Tetrachloroethene	<	0.5		ug/L	
OU7	W-832-11	3/2/21		trans-1,2-Dichloroethene	<	0.5		ug/L	
OU7	W-832-11	3/2/21		trans-1,3-Dichloropropene	<	0.5		ug/L	
OU7	W-832-11	3/2/21		Trichloroethene		22		ug/L	
OU7	W-832-11	3/2/21		Trichlorofluoromethane	<	0.5		ug/L	
OU7	W-832-11	3/2/21		Trichlorotrifluoroethane	<	0.5		ug/L	
OU7	W-832-11	3/2/21		Vinyl chloride	<	0.5		ug/L	
OU7	W-832-11	3/2/21		Field Oxidation Potential (Eh)		291		mVolts	
OU7	W-832-11	3/2/21		Field pH		7.56		Units	
OU7	W-832-11	3/2/21		Field Specific Conductance		2462		umhos/cm	
OU7	W-832-11	3/2/21		Field Temperature		18.9		Degrees C	
OU7	W-832-12	3/16/21		Nitrate (as NO3)		13		mg/L	D
OU7	W-832-12	3/16/21		Perchlorate	<	4		ug/L	
OU7	W-832-12	3/16/21		1,1-Dichloroethane	<	0.5		ug/L	
OU7	W-832-12	3/16/21		1,1-Dichloroethene	<	0.5		ug/L	
OU7	W-832-12	3/16/21		1,1,1-Trichloroethane	<	0.5		ug/L	
OU7	W-832-12	3/16/21		1,1,2-Trichloroethane	<	0.5		ug/L	
OU7	W-832-12	3/16/21		1,1,2,2-Tetrachloroethane	<	0.5		ug/L	
OU7	W-832-12	3/16/21		1,2-Dichlorobenzene	<	0.5		ug/L	
OU7	W-832-12	3/16/21		1,2-Dichloroethane	<	0.5		ug/L	
OU7	W-832-12	3/16/21		1,2-Dichloroethene (total)	<	1		ug/L	
OU7	W-832-12	3/16/21		1,2-Dichloropropane	<	0.5		ug/L	
OU7	W-832-12	3/16/21		1,3-Dichlorobenzene	<	0.5		ug/L	
OU7	W-832-12	3/16/21		1,4-Dichlorobenzene	<	0.5		ug/L	
OU7	W-832-12	3/16/21		2-Chloroethylvinylether	<	10		ug/L	
OU7	W-832-12	3/16/21		Bromodichloromethane	<	0.5		ug/L	
OU7	W-832-12	3/16/21		Bromoform	<	0.5		ug/L	
OU7	W-832-12	3/16/21		Bromomethane	<	1		ug/L	
OU7	W-832-12	3/16/21		Carbon tetrachloride	<	0.5		ug/L	
OU7	W-832-12	3/16/21		Chlorobenzene	<	0.5		ug/L	
OU7	W-832-12	3/16/21		Chloroethane		2.6		ug/L	
OU7	W-832-12	3/16/21		Chloroform	<	0.5		ug/L	
OU7	W-832-12	3/16/21		Chloromethane	<	0.5		ug/L	
OU7	W-832-12	3/16/21		cis-1,2-Dichloroethene	<	0.5		ug/L	
OU7	W-832-12	3/16/21		cis-1,3-Dichloropropene	<	0.5		ug/L	
OU7	W-832-12	3/16/21		Dibromochloromethane	<	0.5		ug/L	
OU7	W-832-12	3/16/21		Dichlorodifluoromethane	<	0.5		ug/L	
OU7	W-832-12	3/16/21		Methylene chloride	<	1		ug/L	
OU7	W-832-12	3/16/21		Tetrachloroethene	<	0.5		ug/L	
OU7	W-832-12	3/16/21		trans-1,2-Dichloroethene	<	0.5		ug/L	
OU7	W-832-12	3/16/21		trans-1,3-Dichloropropene	<	0.5		ug/L	
OU7	W-832-12	3/16/21		Trichloroethene		15		ug/L	
OU7	W-832-12	3/16/21		Trichlorofluoromethane	<	0.5		ug/L	
OU7	W-832-12	3/16/21		Trichlorotrifluoroethane	<	0.5		ug/L	
OU7	W-832-12	3/16/21		Vinyl chloride	<	0.5		ug/L	
OU7	W-832-12	4/26/21		1,1-Dichloroethane	<	0.5		ug/L	
OU7	W-832-12	4/26/21		1,1-Dichloroethene	<	0.5		ug/L	
OU7	W-832-12	4/26/21		1,1,1-Trichloroethane	<	0.5		ug/L	
OU7	W-832-12	4/26/21		1,1,2-Trichloroethane	<	0.5		ug/L	
OU7	W-832-12	4/26/21		1,1,2,2-Tetrachloroethane	<	0.5		ug/L	
OU7	W-832-12	4/26/21		1,2-Dichlorobenzene	<	0.5		ug/L	
OU7	W-832-12	4/26/21		1,2-Dichloroethane	<	0.5		ug/L	
OU7	W-832-12	4/26/21		1,2-Dichloroethene (total)	<	1		ug/L	
OU7	W-832-12	4/26/21		1,2-Dichloropropane	<	0.5		ug/L	
OU7	W-832-12	4/26/21		1,3-Dichlorobenzene	<	0.5		ug/L	
OU7	W-832-12	4/26/21		1,4-Dichlorobenzene	<	0.5		ug/L	
OU7	W-832-12	4/26/21		2-Chloroethylvinylether	<	10		ug/L	
OU7	W-832-12	4/26/21		Bromodichloromethane	<	0.5		ug/L	
OU7	W-832-12	4/26/21		Bromoform	<	0.5		ug/L	
OU7	W-832-12	4/26/21		Bromomethane	<	1		ug/L	

Attachment 1. Table 1. Groundwater analytical data, Site 300, 2021.

OU	Location	Date	Sample Type	Parameter	LOS Indicator	Result	Error	Units	QA Flag
OU7	W-832-12	4/26/21		Carbon tetrachloride	<	0.5		ug/L	
OU7	W-832-12	4/26/21		Chlorobenzene	<	0.5		ug/L	
OU7	W-832-12	4/26/21		Chloroethane	<	0.5		ug/L	
OU7	W-832-12	4/26/21		Chloroform	<	0.5		ug/L	
OU7	W-832-12	4/26/21		Chloromethane	<	0.5		ug/L	
OU7	W-832-12	4/26/21		cis-1,2-Dichloroethene	<	0.5		ug/L	
OU7	W-832-12	4/26/21		cis-1,3-Dichloropropene	<	0.5		ug/L	
OU7	W-832-12	4/26/21		Dibromochloromethane	<	0.5		ug/L	
OU7	W-832-12	4/26/21		Dichlorodifluoromethane	<	0.5		ug/L	
OU7	W-832-12	4/26/21		Methylene chloride	<	1		ug/L	
OU7	W-832-12	4/26/21		Tetrachloroethene	<	0.5		ug/L	
OU7	W-832-12	4/26/21		trans-1,2-Dichloroethene	<	0.5		ug/L	
OU7	W-832-12	4/26/21		trans-1,3-Dichloropropene	<	0.5		ug/L	
OU7	W-832-12	4/26/21		Trichloroethene		17		ug/L	
OU7	W-832-12	4/26/21		Trichlorofluoromethane	<	0.5		ug/L	
OU7	W-832-12	4/26/21		Trichlorotrifluoroethane	<	0.5		ug/L	
OU7	W-832-12	4/26/21		Vinyl chloride	<	0.5		ug/L	
OU7	W-832-12	7/20/21		Nitrate (as NO3)		23		mg/L	D
OU7	W-832-12	7/20/21		Perchlorate		3.2		ug/L	
OU7	W-832-12	7/20/21		1,1-Dichloroethane	<	0.5		ug/L	
OU7	W-832-12	7/20/21		1,1-Dichloroethene	<	0.5		ug/L	
OU7	W-832-12	7/20/21		1,1,1-Trichloroethane	<	0.5		ug/L	
OU7	W-832-12	7/20/21		1,1,2-Trichloroethane	<	0.5		ug/L	
OU7	W-832-12	7/20/21		1,1,2,2-Tetrachloroethane	<	0.5		ug/L	
OU7	W-832-12	7/20/21		1,2-Dichlorobenzene	<	0.5		ug/L	
OU7	W-832-12	7/20/21		1,2-Dichloroethane	<	0.5		ug/L	
OU7	W-832-12	7/20/21		1,2-Dichloroethene (total)	<	1		ug/L	
OU7	W-832-12	7/20/21		1,2-Dichloropropane	<	0.5		ug/L	
OU7	W-832-12	7/20/21		1,3-Dichlorobenzene	<	0.5		ug/L	
OU7	W-832-12	7/20/21		1,4-Dichlorobenzene	<	0.5		ug/L	
OU7	W-832-12	7/20/21		2-Chloroethylvinylether	<	10		ug/L	
OU7	W-832-12	7/20/21		Bromodichloromethane	<	0.5		ug/L	
OU7	W-832-12	7/20/21		Bromoform	<	0.5		ug/L	
OU7	W-832-12	7/20/21		Bromomethane	<	1		ug/L	
OU7	W-832-12	7/20/21		Carbon tetrachloride	<	0.5		ug/L	
OU7	W-832-12	7/20/21		Chlorobenzene	<	0.5		ug/L	
OU7	W-832-12	7/20/21		Chloroethane	<	0.5		ug/L	
OU7	W-832-12	7/20/21		Chloroform	<	0.5		ug/L	
OU7	W-832-12	7/20/21		Chloromethane	<	0.5		ug/L	
OU7	W-832-12	7/20/21		cis-1,2-Dichloroethene	<	0.5		ug/L	
OU7	W-832-12	7/20/21		cis-1,3-Dichloropropene	<	0.5		ug/L	
OU7	W-832-12	7/20/21		Dibromochloromethane	<	0.5		ug/L	
OU7	W-832-12	7/20/21		Dichlorodifluoromethane	<	0.5		ug/L	
OU7	W-832-12	7/20/21		Methylene chloride	<	1		ug/L	
OU7	W-832-12	7/20/21		Tetrachloroethene	<	0.5		ug/L	
OU7	W-832-12	7/20/21		trans-1,2-Dichloroethene	<	0.5		ug/L	
OU7	W-832-12	7/20/21		trans-1,3-Dichloropropene	<	0.5		ug/L	
OU7	W-832-12	7/20/21		Trichloroethene		8.9		ug/L	
OU7	W-832-12	7/20/21		Trichlorofluoromethane	<	0.5		ug/L	
OU7	W-832-12	7/20/21		Trichlorotrifluoroethane	<	0.5		ug/L	
OU7	W-832-12	7/20/21		Vinyl chloride	<	0.5		ug/L	
OU7	W-832-12	10/5/21		1,1-Dichloroethane	<	0.5		ug/L	
OU7	W-832-12	10/5/21		1,1-Dichloroethene	<	0.5		ug/L	
OU7	W-832-12	10/5/21		1,1,1-Trichloroethane	<	0.5		ug/L	
OU7	W-832-12	10/5/21		1,1,2-Trichloroethane	<	0.5		ug/L	
OU7	W-832-12	10/5/21		1,1,2,2-Tetrachloroethane	<	0.5		ug/L	
OU7	W-832-12	10/5/21		1,2-Dichlorobenzene	<	0.5		ug/L	
OU7	W-832-12	10/5/21		1,2-Dichloroethane	<	0.5		ug/L	
OU7	W-832-12	10/5/21		1,2-Dichloroethene (total)	<	1		ug/L	
OU7	W-832-12	10/5/21		1,2-Dichloropropane	<	0.5		ug/L	
OU7	W-832-12	10/5/21		1,3-Dichlorobenzene	<	0.5		ug/L	
OU7	W-832-12	10/5/21		1,4-Dichlorobenzene	<	0.5		ug/L	
OU7	W-832-12	10/5/21		2-Chloroethylvinylether	<	10		ug/L	
OU7	W-832-12	10/5/21		Bromodichloromethane	<	0.5		ug/L	
OU7	W-832-12	10/5/21		Bromoform	<	0.5		ug/L	
OU7	W-832-12	10/5/21		Bromomethane	<	1		ug/L	

Attachment 1. Table 1. Groundwater analytical data, Site 300, 2021.

OU	Location	Date	Sample Type	Parameter	LOS Indicator	Result	Error	Units	QA Flag
OU7	W-832-12	10/5/21		Carbon tetrachloride	<	0.5		ug/L	
OU7	W-832-12	10/5/21		Chlorobenzene	<	0.5		ug/L	
OU7	W-832-12	10/5/21		Chloroethane	<	0.5		ug/L	
OU7	W-832-12	10/5/21		Chloroform	<	0.5		ug/L	
OU7	W-832-12	10/5/21		Chloromethane	<	0.5		ug/L	
OU7	W-832-12	10/5/21		cis-1,2-Dichloroethene		0.61		ug/L	
OU7	W-832-12	10/5/21		cis-1,3-Dichloropropene	<	0.5		ug/L	
OU7	W-832-12	10/5/21		Dibromochloromethane	<	0.5		ug/L	
OU7	W-832-12	10/5/21		Dichlorodifluoromethane	<	0.5		ug/L	
OU7	W-832-12	10/5/21		Methylene chloride	<	1		ug/L	
OU7	W-832-12	10/5/21		Tetrachloroethene	<	0.5		ug/L	
OU7	W-832-12	10/5/21		trans-1,2-Dichloroethene	<	0.5		ug/L	
OU7	W-832-12	10/5/21		trans-1,3-Dichloropropene	<	0.5		ug/L	
OU7	W-832-12	10/5/21		Trichloroethene		28		ug/L	
OU7	W-832-12	10/5/21		Trichlorofluoromethane	<	0.5		ug/L	
OU7	W-832-12	10/5/21		Trichlorotrifluoroethane	<	0.5		ug/L	
OU7	W-832-12	10/5/21		Vinyl chloride	<	0.5		ug/L	
OU7	W-832-13	2/23/21		Nitrate (as NO3)		120		mg/L	D
OU7	W-832-13	2/23/21		Perchlorate		5.5		ug/L	
OU7	W-832-13	2/23/21		Field Oxidation Potential (Eh)		42		mVolts	
OU7	W-832-13	2/23/21		Field pH		7.93		Units	
OU7	W-832-13	2/23/21		Field Specific Conductance		2416		umhos/cm	
OU7	W-832-13	2/23/21		Field Temperature		20		Degrees C	
OU7	W-832-13	3/30/21		1,1-Dichloroethane	<	0.5		ug/L	
OU7	W-832-13	3/30/21		1,1-Dichloroethene	<	0.5		ug/L	
OU7	W-832-13	3/30/21		1,1,1-Trichloroethane	<	0.5		ug/L	
OU7	W-832-13	3/30/21		1,1,2-Trichloroethane	<	0.5		ug/L	
OU7	W-832-13	3/30/21		1,1,2,2-Tetrachloroethane	<	0.5		ug/L	
OU7	W-832-13	3/30/21		1,2-Dichlorobenzene	<	0.5		ug/L	
OU7	W-832-13	3/30/21		1,2-Dichloroethane	<	0.5		ug/L	
OU7	W-832-13	3/30/21		1,2-Dichloroethene (total)	<	1		ug/L	
OU7	W-832-13	3/30/21		1,2-Dichloropropane	<	0.5		ug/L	
OU7	W-832-13	3/30/21		1,3-Dichlorobenzene	<	0.5		ug/L	
OU7	W-832-13	3/30/21		1,4-Dichlorobenzene	<	0.5		ug/L	
OU7	W-832-13	3/30/21		2-Chloroethylvinylether	<	10		ug/L	
OU7	W-832-13	3/30/21		Bromodichloromethane	<	0.5		ug/L	
OU7	W-832-13	3/30/21		Bromoform	<	0.5		ug/L	
OU7	W-832-13	3/30/21		Bromomethane	<	1		ug/L	
OU7	W-832-13	3/30/21		Carbon tetrachloride	<	0.5		ug/L	
OU7	W-832-13	3/30/21		Chlorobenzene	<	0.5		ug/L	
OU7	W-832-13	3/30/21		Chloroethane	<	0.5		ug/L	
OU7	W-832-13	3/30/21		Chloroform	<	0.5		ug/L	
OU7	W-832-13	3/30/21		Chloromethane	<	0.5		ug/L	
OU7	W-832-13	3/30/21		cis-1,2-Dichloroethene	<	0.5		ug/L	
OU7	W-832-13	3/30/21		cis-1,3-Dichloropropene	<	0.5		ug/L	
OU7	W-832-13	3/30/21		Dibromochloromethane	<	0.5		ug/L	
OU7	W-832-13	3/30/21		Dichlorodifluoromethane	<	0.5		ug/L	
OU7	W-832-13	3/30/21		Methylene chloride	<	1		ug/L	
OU7	W-832-13	3/30/21		Tetrachloroethene	<	0.5		ug/L	
OU7	W-832-13	3/30/21		trans-1,2-Dichloroethene	<	0.5		ug/L	
OU7	W-832-13	3/30/21		trans-1,3-Dichloropropene	<	0.5		ug/L	
OU7	W-832-13	3/30/21		Trichloroethene		23		ug/L	
OU7	W-832-13	3/30/21		Trichlorofluoromethane	<	0.5		ug/L	
OU7	W-832-13	3/30/21		Trichlorotrifluoroethane	<	0.5		ug/L	
OU7	W-832-13	3/30/21		Vinyl chloride	<	0.5		ug/L	
OU7	W-832-13	3/30/21		Field Oxidation Potential (Eh)		81		mVolts	
OU7	W-832-13	3/30/21		Field pH		8.44		Units	
OU7	W-832-13	3/30/21		Field Specific Conductance		2380		umhos/cm	
OU7	W-832-13	3/30/21		Field Temperature		20.9		Degrees C	
OU7	W-832-14	2/23/21		Nitrate (as NO3)		83		mg/L	D
OU7	W-832-14	2/23/21		Perchlorate		4.9		ug/L	
OU7	W-832-14	2/23/21		Field pH		8.2		Units	
OU7	W-832-14	2/23/21		Field Specific Conductance		1889		umhos/cm	
OU7	W-832-14	2/23/21		Field Temperature		20.8		Degrees C	
OU7	W-832-14	3/30/21		1,1-Dichloroethane	<	0.5		ug/L	
OU7	W-832-14	3/30/21		1,1-Dichloroethene	<	0.5		ug/L	

Attachment 1. Table 1. Groundwater analytical data, Site 300, 2021.

OU	Location	Date	Sample Type	Parameter	LOS Indicator	Result	Error	Units	QA Flag
OU7	W-832-14	3/30/21		1,1,1-Trichloroethane	<	0.5		ug/L	
OU7	W-832-14	3/30/21		1,1,2-Trichloroethane	<	0.5		ug/L	
OU7	W-832-14	3/30/21		1,1,2,2-Tetrachloroethane	<	0.5		ug/L	
OU7	W-832-14	3/30/21		1,2-Dichlorobenzene	<	0.5		ug/L	
OU7	W-832-14	3/30/21		1,2-Dichloroethane	<	0.5		ug/L	
OU7	W-832-14	3/30/21		1,2-Dichloroethene (total)	<	1		ug/L	
OU7	W-832-14	3/30/21		1,2-Dichloropropane	<	0.5		ug/L	
OU7	W-832-14	3/30/21		1,3-Dichlorobenzene	<	0.5		ug/L	
OU7	W-832-14	3/30/21		1,4-Dichlorobenzene	<	0.5		ug/L	
OU7	W-832-14	3/30/21		2-Chloroethylvinylether	<	10		ug/L	
OU7	W-832-14	3/30/21		Bromodichloromethane	<	0.5		ug/L	
OU7	W-832-14	3/30/21		Bromoform	<	0.5		ug/L	
OU7	W-832-14	3/30/21		Bromomethane	<	1		ug/L	
OU7	W-832-14	3/30/21		Carbon tetrachloride	<	0.5		ug/L	
OU7	W-832-14	3/30/21		Chlorobenzene	<	0.5		ug/L	
OU7	W-832-14	3/30/21		Chloroethane	<	0.5		ug/L	
OU7	W-832-14	3/30/21		Chloroform	<	0.5		ug/L	
OU7	W-832-14	3/30/21		Chloromethane	<	0.5		ug/L	
OU7	W-832-14	3/30/21		cis-1,2-Dichloroethene	<	0.5		ug/L	
OU7	W-832-14	3/30/21		cis-1,3-Dichloropropene	<	0.5		ug/L	
OU7	W-832-14	3/30/21		Dibromochloromethane	<	0.5		ug/L	
OU7	W-832-14	3/30/21		Dichlorodifluoromethane	<	0.5		ug/L	
OU7	W-832-14	3/30/21		Methylene chloride	<	1		ug/L	
OU7	W-832-14	3/30/21		Tetrachloroethene	<	0.5		ug/L	
OU7	W-832-14	3/30/21		trans-1,2-Dichloroethene	<	0.5		ug/L	
OU7	W-832-14	3/30/21		trans-1,3-Dichloropropene	<	0.5		ug/L	
OU7	W-832-14	3/30/21		Trichloroethene		21		ug/L	
OU7	W-832-14	3/30/21		Trichlorofluoromethane	<	0.5		ug/L	
OU7	W-832-14	3/30/21		Trichlorotrifluoroethane	<	0.5		ug/L	
OU7	W-832-14	3/30/21		Vinyl chloride	<	0.5		ug/L	
OU7	W-832-14	3/30/21		Field Oxidation Potential (Eh)		69		mVolts	
OU7	W-832-14	3/30/21		Field pH		8.58		Units	
OU7	W-832-14	3/30/21		Field Specific Conductance		2040		umhos/cm	
OU7	W-832-14	3/30/21		Field Temperature		19.9		Degrees C	
OU7	W-832-15	3/16/21		Nitrate (as NO3)	<	1		mg/L	D
OU7	W-832-15	3/16/21		Perchlorate	<	4		ug/L	
OU7	W-832-15	3/16/21		1,1-Dichloroethane	<	0.5		ug/L	
OU7	W-832-15	3/16/21		1,1-Dichloroethene	<	0.5		ug/L	
OU7	W-832-15	3/16/21		1,1,1-Trichloroethane	<	0.5		ug/L	
OU7	W-832-15	3/16/21		1,1,2-Trichloroethane	<	0.5		ug/L	
OU7	W-832-15	3/16/21		1,1,2,2-Tetrachloroethane	<	0.5		ug/L	
OU7	W-832-15	3/16/21		1,2-Dichlorobenzene	<	0.5		ug/L	
OU7	W-832-15	3/16/21		1,2-Dichloroethane	<	0.5		ug/L	
OU7	W-832-15	3/16/21		1,2-Dichloroethene (total)	<	1		ug/L	
OU7	W-832-15	3/16/21		1,2-Dichloropropane	<	0.5		ug/L	
OU7	W-832-15	3/16/21		1,3-Dichlorobenzene	<	0.5		ug/L	
OU7	W-832-15	3/16/21		1,4-Dichlorobenzene	<	0.5		ug/L	
OU7	W-832-15	3/16/21		2-Chloroethylvinylether	<	10		ug/L	
OU7	W-832-15	3/16/21		Bromodichloromethane	<	0.5		ug/L	
OU7	W-832-15	3/16/21		Bromoform	<	0.5		ug/L	
OU7	W-832-15	3/16/21		Bromomethane	<	1		ug/L	
OU7	W-832-15	3/16/21		Carbon tetrachloride	<	0.5		ug/L	
OU7	W-832-15	3/16/21		Chlorobenzene	<	0.5		ug/L	
OU7	W-832-15	3/16/21		Chloroethane	<	0.5		ug/L	
OU7	W-832-15	3/16/21		Chloroform	<	0.5		ug/L	
OU7	W-832-15	3/16/21		Chloromethane	<	0.5		ug/L	
OU7	W-832-15	3/16/21		cis-1,2-Dichloroethene	<	0.5		ug/L	
OU7	W-832-15	3/16/21		cis-1,3-Dichloropropene	<	0.5		ug/L	
OU7	W-832-15	3/16/21		Dibromochloromethane	<	0.5		ug/L	
OU7	W-832-15	3/16/21		Dichlorodifluoromethane	<	0.5		ug/L	
OU7	W-832-15	3/16/21		Methylene chloride	<	1		ug/L	
OU7	W-832-15	3/16/21		Tetrachloroethene	<	0.5		ug/L	
OU7	W-832-15	3/16/21		trans-1,2-Dichloroethene	<	0.5		ug/L	
OU7	W-832-15	3/16/21		trans-1,3-Dichloropropene	<	0.5		ug/L	
OU7	W-832-15	3/16/21		Trichloroethene		14		ug/L	
OU7	W-832-15	3/16/21		Trichlorofluoromethane	<	0.5		ug/L	

Attachment 1. Table 1. Groundwater analytical data, Site 300, 2021.

OU	Location	Date	Sample Type	Parameter	LOS Indicator	Result	Error	Units	QA Flag
OU7	W-832-15	3/16/21		Trichlorotrifluoroethane	<	0.5		ug/L	
OU7	W-832-15	3/16/21		Vinyl chloride	<	0.5		ug/L	
OU7	W-832-15	4/26/21		1,1-Dichloroethane	<	0.5		ug/L	
OU7	W-832-15	4/26/21		1,1-Dichloroethene	<	0.5		ug/L	
OU7	W-832-15	4/26/21		1,1,1-Trichloroethane	<	0.5		ug/L	
OU7	W-832-15	4/26/21		1,1,2-Trichloroethane	<	0.5		ug/L	
OU7	W-832-15	4/26/21		1,1,2,2-Tetrachloroethane	<	0.5		ug/L	
OU7	W-832-15	4/26/21		1,2-Dichlorobenzene	<	0.5		ug/L	
OU7	W-832-15	4/26/21		1,2-Dichloroethane	<	0.5		ug/L	
OU7	W-832-15	4/26/21		1,2-Dichloroethene (total)	<	1		ug/L	
OU7	W-832-15	4/26/21		1,2-Dichloropropane	<	0.5		ug/L	
OU7	W-832-15	4/26/21		1,3-Dichlorobenzene	<	0.5		ug/L	
OU7	W-832-15	4/26/21		1,4-Dichlorobenzene	<	0.5		ug/L	
OU7	W-832-15	4/26/21		2-Chloroethylvinylether	<	10		ug/L	
OU7	W-832-15	4/26/21		Bromodichloromethane	<	0.5		ug/L	
OU7	W-832-15	4/26/21		Bromoform	<	0.5		ug/L	
OU7	W-832-15	4/26/21		Bromomethane	<	1		ug/L	
OU7	W-832-15	4/26/21		Carbon tetrachloride	<	0.5		ug/L	
OU7	W-832-15	4/26/21		Chlorobenzene	<	0.5		ug/L	
OU7	W-832-15	4/26/21		Chloroethane	<	0.5		ug/L	
OU7	W-832-15	4/26/21		Chloroform	<	0.5		ug/L	
OU7	W-832-15	4/26/21		Chloromethane	<	0.5		ug/L	
OU7	W-832-15	4/26/21		cis-1,2-Dichloroethene	<	0.5		ug/L	
OU7	W-832-15	4/26/21		cis-1,3-Dichloropropene	<	0.5		ug/L	
OU7	W-832-15	4/26/21		Dibromochloromethane	<	0.5		ug/L	
OU7	W-832-15	4/26/21		Dichlorodifluoromethane	<	0.5		ug/L	
OU7	W-832-15	4/26/21		Methylene chloride	<	1		ug/L	
OU7	W-832-15	4/26/21		Tetrachloroethene	<	0.5		ug/L	
OU7	W-832-15	4/26/21		trans-1,2-Dichloroethene	<	0.5		ug/L	
OU7	W-832-15	4/26/21		trans-1,3-Dichloropropene	<	0.5		ug/L	
OU7	W-832-15	4/26/21		Trichloroethene		8.6		ug/L	
OU7	W-832-15	4/26/21		Trichlorofluoromethane	<	0.5		ug/L	
OU7	W-832-15	4/26/21		Trichlorotrifluoroethane	<	0.5		ug/L	
OU7	W-832-15	4/26/21		Vinyl chloride	<	0.5		ug/L	
OU7	W-832-15	7/20/21		Nitrate (as NO3)		94		mg/L	D
OU7	W-832-15	7/20/21		Perchlorate	<	4		ug/L	D
OU7	W-832-15	7/20/21		1,1-Dichloroethane	<	0.5		ug/L	
OU7	W-832-15	7/20/21		1,1-Dichloroethene	<	0.5		ug/L	
OU7	W-832-15	7/20/21		1,1,1-Trichloroethane	<	0.5		ug/L	
OU7	W-832-15	7/20/21		1,1,2-Trichloroethane	<	0.5		ug/L	
OU7	W-832-15	7/20/21		1,1,2,2-Tetrachloroethane	<	0.5		ug/L	
OU7	W-832-15	7/20/21		1,2-Dichlorobenzene	<	0.5		ug/L	
OU7	W-832-15	7/20/21		1,2-Dichloroethane	<	0.5		ug/L	
OU7	W-832-15	7/20/21		1,2-Dichloroethene (total)	<	1		ug/L	
OU7	W-832-15	7/20/21		1,2-Dichloropropane	<	0.5		ug/L	
OU7	W-832-15	7/20/21		1,3-Dichlorobenzene	<	0.5		ug/L	
OU7	W-832-15	7/20/21		1,4-Dichlorobenzene	<	0.5		ug/L	
OU7	W-832-15	7/20/21		2-Chloroethylvinylether	<	10		ug/L	
OU7	W-832-15	7/20/21		Bromodichloromethane	<	0.5		ug/L	
OU7	W-832-15	7/20/21		Bromoform	<	0.5		ug/L	
OU7	W-832-15	7/20/21		Bromomethane	<	1		ug/L	
OU7	W-832-15	7/20/21		Carbon tetrachloride	<	0.5		ug/L	
OU7	W-832-15	7/20/21		Chlorobenzene	<	0.5		ug/L	
OU7	W-832-15	7/20/21		Chloroethane	<	0.5		ug/L	
OU7	W-832-15	7/20/21		Chloroform	<	0.5		ug/L	
OU7	W-832-15	7/20/21		Chloromethane	<	0.5		ug/L	
OU7	W-832-15	7/20/21		cis-1,2-Dichloroethene	<	0.5		ug/L	
OU7	W-832-15	7/20/21		cis-1,3-Dichloropropene	<	0.5		ug/L	
OU7	W-832-15	7/20/21		Dibromochloromethane	<	0.5		ug/L	
OU7	W-832-15	7/20/21		Dichlorodifluoromethane	<	0.5		ug/L	
OU7	W-832-15	7/20/21		Methylene chloride	<	1		ug/L	
OU7	W-832-15	7/20/21		Tetrachloroethene	<	0.5		ug/L	
OU7	W-832-15	7/20/21		trans-1,2-Dichloroethene	<	0.5		ug/L	
OU7	W-832-15	7/20/21		trans-1,3-Dichloropropene	<	0.5		ug/L	
OU7	W-832-15	7/20/21		Trichloroethene		11		ug/L	
OU7	W-832-15	7/20/21		Trichlorofluoromethane	<	0.5		ug/L	

Attachment 1. Table 1. Groundwater analytical data, Site 300, 2021.

OU	Location	Date	Sample Type	Parameter	LOS Indicator	Result	Error	Units	QA Flag
OU7	W-832-15	7/20/21		Trichlorotrifluoroethane	<	0.5		ug/L	
OU7	W-832-15	7/20/21		Vinyl chloride	<	0.5		ug/L	
OU7	W-832-15	10/5/21		1,1-Dichloroethane	<	0.5		ug/L	
OU7	W-832-15	10/5/21		1,1-Dichloroethene	<	0.5		ug/L	
OU7	W-832-15	10/5/21		1,1,1-Trichloroethane	<	0.5		ug/L	
OU7	W-832-15	10/5/21		1,1,2-Trichloroethane	<	0.5		ug/L	
OU7	W-832-15	10/5/21		1,1,2,2-Tetrachloroethane	<	0.5		ug/L	
OU7	W-832-15	10/5/21		1,2-Dichlorobenzene	<	0.5		ug/L	
OU7	W-832-15	10/5/21		1,2-Dichloroethane	<	0.5		ug/L	
OU7	W-832-15	10/5/21		1,2-Dichloroethene (total)	<	1		ug/L	
OU7	W-832-15	10/5/21		1,2-Dichloropropane	<	0.5		ug/L	
OU7	W-832-15	10/5/21		1,3-Dichlorobenzene	<	0.5		ug/L	
OU7	W-832-15	10/5/21		1,4-Dichlorobenzene	<	0.5		ug/L	
OU7	W-832-15	10/5/21		2-Chloroethylvinylether	<	10		ug/L	
OU7	W-832-15	10/5/21		Bromodichloromethane	<	0.5		ug/L	
OU7	W-832-15	10/5/21		Bromoform	<	0.5		ug/L	
OU7	W-832-15	10/5/21		Bromomethane	<	1		ug/L	
OU7	W-832-15	10/5/21		Carbon tetrachloride	<	0.5		ug/L	
OU7	W-832-15	10/5/21		Chlorobenzene	<	0.5		ug/L	
OU7	W-832-15	10/5/21		Chloroethane	<	0.5		ug/L	
OU7	W-832-15	10/5/21		Chloroform	<	0.5		ug/L	
OU7	W-832-15	10/5/21		Chloromethane	<	0.5		ug/L	
OU7	W-832-15	10/5/21		cis-1,2-Dichloroethene	<	0.5		ug/L	
OU7	W-832-15	10/5/21		cis-1,3-Dichloropropene	<	0.5		ug/L	
OU7	W-832-15	10/5/21		Dibromochloromethane	<	0.5		ug/L	
OU7	W-832-15	10/5/21		Dichlorodifluoromethane	<	0.5		ug/L	
OU7	W-832-15	10/5/21		Methylene chloride	<	1		ug/L	
OU7	W-832-15	10/5/21		Tetrachloroethene	<	0.5		ug/L	
OU7	W-832-15	10/5/21		trans-1,2-Dichloroethene	<	0.5		ug/L	
OU7	W-832-15	10/5/21		trans-1,3-Dichloropropene	<	0.5		ug/L	
OU7	W-832-15	10/5/21		Trichloroethene		15		ug/L	
OU7	W-832-15	10/5/21		Trichlorofluoromethane	<	0.5		ug/L	
OU7	W-832-15	10/5/21		Trichlorotrifluoroethane	<	0.5		ug/L	
OU7	W-832-15	10/5/21		Vinyl chloride	<	0.5		ug/L	
OU7	W-832-16	2/23/21		Nitrate (as NO3)		48		mg/L	
OU7	W-832-16	2/23/21		Perchlorate	<	4		ug/L	
OU7	W-832-16	2/23/21		Field Oxidation Potential (Eh)		49		mVolts	
OU7	W-832-16	2/23/21		Field pH		7.94		Units	
OU7	W-832-16	2/23/21		Field Specific Conductance		1190		umhos/cm	
OU7	W-832-16	2/23/21		Field Temperature		20.1		Degrees C	
OU7	W-832-16	3/30/21		1,1-Dichloroethane	<	0.5		ug/L	
OU7	W-832-16	3/30/21		1,1-Dichloroethene	<	0.5		ug/L	
OU7	W-832-16	3/30/21		1,1,1-Trichloroethane	<	0.5		ug/L	
OU7	W-832-16	3/30/21		1,1,2-Trichloroethane	<	0.5		ug/L	
OU7	W-832-16	3/30/21		1,1,2,2-Tetrachloroethane	<	0.5		ug/L	
OU7	W-832-16	3/30/21		1,2-Dichlorobenzene	<	0.5		ug/L	
OU7	W-832-16	3/30/21		1,2-Dichloroethane	<	0.5		ug/L	
OU7	W-832-16	3/30/21		1,2-Dichloroethene (total)	<	1		ug/L	
OU7	W-832-16	3/30/21		1,2-Dichloropropane	<	0.5		ug/L	
OU7	W-832-16	3/30/21		1,3-Dichlorobenzene	<	0.5		ug/L	
OU7	W-832-16	3/30/21		1,4-Dichlorobenzene	<	0.5		ug/L	
OU7	W-832-16	3/30/21		2-Chloroethylvinylether	<	10		ug/L	
OU7	W-832-16	3/30/21		Bromodichloromethane	<	0.5		ug/L	
OU7	W-832-16	3/30/21		Bromoform	<	0.5		ug/L	
OU7	W-832-16	3/30/21		Bromomethane	<	1		ug/L	
OU7	W-832-16	3/30/21		Carbon tetrachloride	<	0.5		ug/L	
OU7	W-832-16	3/30/21		Chlorobenzene	<	0.5		ug/L	
OU7	W-832-16	3/30/21		Chloroethane	<	0.5		ug/L	
OU7	W-832-16	3/30/21		Chloroform	<	0.5		ug/L	
OU7	W-832-16	3/30/21		Chloromethane	<	0.5		ug/L	
OU7	W-832-16	3/30/21		cis-1,2-Dichloroethene	<	0.5		ug/L	
OU7	W-832-16	3/30/21		cis-1,3-Dichloropropene	<	0.5		ug/L	
OU7	W-832-16	3/30/21		Dibromochloromethane	<	0.5		ug/L	
OU7	W-832-16	3/30/21		Dichlorodifluoromethane	<	0.5		ug/L	
OU7	W-832-16	3/30/21		Methylene chloride	<	1		ug/L	
OU7	W-832-16	3/30/21		Tetrachloroethene	<	0.5		ug/L	

Attachment 1. Table 1. Groundwater analytical data, Site 300, 2021.

OU	Location	Date	Sample Type	Parameter	LOS Indicator	Result	Error	Units	QA Flag
OU7	W-832-16	3/30/21		trans-1,2-Dichloroethene	<	0.5		ug/L	
OU7	W-832-16	3/30/21		trans-1,3-Dichloropropene	<	0.5		ug/L	
OU7	W-832-16	3/30/21		Trichloroethene		0.57		ug/L	
OU7	W-832-16	3/30/21		Trichlorofluoromethane	<	0.5		ug/L	
OU7	W-832-16	3/30/21		Trichlorotrifluoroethane	<	0.5		ug/L	
OU7	W-832-16	3/30/21		Vinyl chloride	<	0.5		ug/L	
OU7	W-832-16	3/30/21		Field Oxidation Potential (Eh)		72		mVolts	
OU7	W-832-16	3/30/21		Field pH		8.83		Units	
OU7	W-832-16	3/30/21		Field Specific Conductance		1196		umhos/cm	
OU7	W-832-16	3/30/21		Field Temperature		19.7		Degrees C	
OU7	W-832-19	3/2/21		Nitrate (as NO3)		170		mg/L	D
OU7	W-832-19	3/2/21		Perchlorate	<	4		ug/L	
OU7	W-832-19	3/2/21		1,1-Dichloroethane	<	0.5		ug/L	
OU7	W-832-19	3/2/21		1,1-Dichloroethene	<	0.5		ug/L	
OU7	W-832-19	3/2/21		1,1,1-Trichloroethane	<	0.5		ug/L	
OU7	W-832-19	3/2/21		1,1,2-Trichloroethane	<	0.5		ug/L	
OU7	W-832-19	3/2/21		1,1,2,2-Tetrachloroethane	<	0.5		ug/L	
OU7	W-832-19	3/2/21		1,2-Dichlorobenzene	<	0.5		ug/L	
OU7	W-832-19	3/2/21		1,2-Dichloroethane	<	0.5		ug/L	
OU7	W-832-19	3/2/21		1,2-Dichloroethene (total)	<	1		ug/L	
OU7	W-832-19	3/2/21		1,2-Dichloropropane	<	0.5		ug/L	
OU7	W-832-19	3/2/21		1,3-Dichlorobenzene	<	0.5		ug/L	
OU7	W-832-19	3/2/21		1,4-Dichlorobenzene	<	0.5		ug/L	
OU7	W-832-19	3/2/21		2-Chloroethylvinylether	<	1		ug/L	
OU7	W-832-19	3/2/21		Bromodichloromethane	<	0.5		ug/L	
OU7	W-832-19	3/2/21		Bromoform	<	0.5		ug/L	
OU7	W-832-19	3/2/21		Bromomethane	<	0.5		ug/L	
OU7	W-832-19	3/2/21		Carbon tetrachloride	<	0.5		ug/L	
OU7	W-832-19	3/2/21		Chlorobenzene	<	0.5		ug/L	
OU7	W-832-19	3/2/21		Chloroethane	<	0.5		ug/L	
OU7	W-832-19	3/2/21		Chloroform	<	0.5		ug/L	
OU7	W-832-19	3/2/21		Chloromethane	<	0.5		ug/L	
OU7	W-832-19	3/2/21		cis-1,2-Dichloroethene	<	0.5		ug/L	
OU7	W-832-19	3/2/21		cis-1,3-Dichloropropene	<	0.5		ug/L	
OU7	W-832-19	3/2/21		Dibromochloromethane	<	0.5		ug/L	
OU7	W-832-19	3/2/21		Dichlorodifluoromethane	<	0.5		ug/L	
OU7	W-832-19	3/2/21		Methylene chloride	<	0.5		ug/L	
OU7	W-832-19	3/2/21		Tetrachloroethene	<	0.5		ug/L	
OU7	W-832-19	3/2/21		trans-1,2-Dichloroethene	<	0.5		ug/L	
OU7	W-832-19	3/2/21		trans-1,3-Dichloropropene	<	0.5		ug/L	
OU7	W-832-19	3/2/21		Trichloroethene		3.6		ug/L	
OU7	W-832-19	3/2/21		Trichlorofluoromethane	<	0.5		ug/L	
OU7	W-832-19	3/2/21		Trichlorotrifluoroethane	<	0.5		ug/L	
OU7	W-832-19	3/2/21		Vinyl chloride	<	0.5		ug/L	
OU7	W-832-19	3/2/21		Field Oxidation Potential (Eh)		276		mVolts	
OU7	W-832-19	3/2/21		Field pH		7.05		Units	
OU7	W-832-19	3/2/21		Field Specific Conductance		1595		umhos/cm	
OU7	W-832-19	3/2/21		Field Temperature		18.6		Degrees C	
OU7	W-832-19	3/2/21	DUP	Nitrate (as NO3)		180		mg/L	D
OU7	W-832-19	3/2/21	DUP	Perchlorate	<	4		ug/L	
OU7	W-832-19	3/2/21	DUP	1,1-Dichloroethane	<	0.5		ug/L	
OU7	W-832-19	3/2/21	DUP	1,1-Dichloroethene	<	0.5		ug/L	
OU7	W-832-19	3/2/21	DUP	1,1,1-Trichloroethane	<	0.5		ug/L	
OU7	W-832-19	3/2/21	DUP	1,1,2-Trichloroethane	<	0.5		ug/L	
OU7	W-832-19	3/2/21	DUP	1,1,2,2-Tetrachloroethane	<	0.5		ug/L	
OU7	W-832-19	3/2/21	DUP	1,2-Dichlorobenzene	<	0.5		ug/L	
OU7	W-832-19	3/2/21	DUP	1,2-Dichloroethane	<	0.5		ug/L	
OU7	W-832-19	3/2/21	DUP	1,2-Dichloroethene (total)	<	1		ug/L	
OU7	W-832-19	3/2/21	DUP	1,2-Dichloropropane	<	0.5		ug/L	
OU7	W-832-19	3/2/21	DUP	1,3-Dichlorobenzene	<	0.5		ug/L	
OU7	W-832-19	3/2/21	DUP	1,4-Dichlorobenzene	<	0.5		ug/L	
OU7	W-832-19	3/2/21	DUP	2-Chloroethylvinylether	<	10		ug/L	
OU7	W-832-19	3/2/21	DUP	Bromodichloromethane	<	0.5		ug/L	
OU7	W-832-19	3/2/21	DUP	Bromoform	<	0.5		ug/L	
OU7	W-832-19	3/2/21	DUP	Bromomethane	<	1		ug/L	
OU7	W-832-19	3/2/21	DUP	Carbon tetrachloride	<	0.5		ug/L	

Attachment 1. Table 1. Groundwater analytical data, Site 300, 2021.

OU	Location	Date	Sample Type	Parameter	LOS Indicator	Result	Error	Units	QA Flag
OU7	W-832-19	3/2/21	DUP	Chlorobenzene	<	0.5		ug/L	
OU7	W-832-19	3/2/21	DUP	Chloroethane	<	0.5		ug/L	
OU7	W-832-19	3/2/21	DUP	Chloroform	<	0.5		ug/L	
OU7	W-832-19	3/2/21	DUP	Chloromethane	<	0.5		ug/L	
OU7	W-832-19	3/2/21	DUP	cis-1,2-Dichloroethene	<	0.5		ug/L	
OU7	W-832-19	3/2/21	DUP	cis-1,3-Dichloropropene	<	0.5		ug/L	
OU7	W-832-19	3/2/21	DUP	Dibromochloromethane	<	0.5		ug/L	
OU7	W-832-19	3/2/21	DUP	Dichlorodifluoromethane	<	0.5		ug/L	
OU7	W-832-19	3/2/21	DUP	Methylene chloride	<	1		ug/L	
OU7	W-832-19	3/2/21	DUP	Tetrachloroethene	<	0.5		ug/L	
OU7	W-832-19	3/2/21	DUP	trans-1,2-Dichloroethene	<	0.5		ug/L	
OU7	W-832-19	3/2/21	DUP	trans-1,3-Dichloropropene	<	0.5		ug/L	
OU7	W-832-19	3/2/21	DUP	Trichloroethene		3.4		ug/L	
OU7	W-832-19	3/2/21	DUP	Trichlorofluoromethane	<	0.5		ug/L	
OU7	W-832-19	3/2/21	DUP	Trichlorotrifluoroethane	<	0.5		ug/L	
OU7	W-832-19	3/2/21	DUP	Vinyl chloride	<	0.5		ug/L	
OU7	W-832-1927	3/2/21		Nitrate (as NO3)		37		mg/L	D
OU7	W-832-1927	3/2/21		Perchlorate		4.1		ug/L	
OU7	W-832-1927	3/2/21		1,1-Dichloroethane	<	0.5		ug/L	
OU7	W-832-1927	3/2/21		1,1-Dichloroethene	<	0.5		ug/L	
OU7	W-832-1927	3/2/21		1,1,1-Trichloroethane	<	0.5		ug/L	
OU7	W-832-1927	3/2/21		1,1,2-Trichloroethane	<	0.5		ug/L	
OU7	W-832-1927	3/2/21		1,1,2,2-Tetrachloroethane	<	0.5		ug/L	
OU7	W-832-1927	3/2/21		1,2-Dichlorobenzene	<	0.5		ug/L	
OU7	W-832-1927	3/2/21		1,2-Dichloroethane	<	0.5		ug/L	
OU7	W-832-1927	3/2/21		1,2-Dichloroethene (total)	<	1		ug/L	
OU7	W-832-1927	3/2/21		1,2-Dichloropropane	<	0.5		ug/L	
OU7	W-832-1927	3/2/21		1,3-Dichlorobenzene	<	0.5		ug/L	
OU7	W-832-1927	3/2/21		1,4-Dichlorobenzene	<	0.5		ug/L	
OU7	W-832-1927	3/2/21		2-Chloroethylvinylether	<	1		ug/L	
OU7	W-832-1927	3/2/21		Bromodichloromethane	<	0.5		ug/L	
OU7	W-832-1927	3/2/21		Bromoform	<	0.5		ug/L	
OU7	W-832-1927	3/2/21		Bromomethane	<	0.5		ug/L	
OU7	W-832-1927	3/2/21		Carbon tetrachloride	<	0.5		ug/L	
OU7	W-832-1927	3/2/21		Chlorobenzene	<	0.5		ug/L	
OU7	W-832-1927	3/2/21		Chloroethane	<	0.5		ug/L	
OU7	W-832-1927	3/2/21		Chloroform	<	0.5		ug/L	
OU7	W-832-1927	3/2/21		Chloromethane	<	0.5		ug/L	
OU7	W-832-1927	3/2/21		cis-1,2-Dichloroethene	<	0.5		ug/L	
OU7	W-832-1927	3/2/21		cis-1,3-Dichloropropene	<	0.5		ug/L	
OU7	W-832-1927	3/2/21		Dibromochloromethane	<	0.5		ug/L	
OU7	W-832-1927	3/2/21		Dichlorodifluoromethane	<	0.5		ug/L	
OU7	W-832-1927	3/2/21		Methylene chloride	<	0.5		ug/L	
OU7	W-832-1927	3/2/21		Tetrachloroethene	<	0.5		ug/L	
OU7	W-832-1927	3/2/21		trans-1,2-Dichloroethene	<	0.5		ug/L	
OU7	W-832-1927	3/2/21		trans-1,3-Dichloropropene	<	0.5		ug/L	
OU7	W-832-1927	3/2/21		Trichloroethene		32		ug/L	
OU7	W-832-1927	3/2/21		Trichlorofluoromethane	<	0.5		ug/L	
OU7	W-832-1927	3/2/21		Trichlorotrifluoroethane	<	0.5		ug/L	
OU7	W-832-1927	3/2/21		Vinyl chloride	<	0.5		ug/L	
OU7	W-832-1927	3/2/21		Field Oxidation Potential (Eh)		220		mVolts	
OU7	W-832-1927	3/2/21		Field pH		7.63		Units	
OU7	W-832-1927	3/2/21		Field Specific Conductance		2123		umhos/cm	
OU7	W-832-1927	3/2/21		Field Temperature		17.9		Degrees C	
OU7	W-832-1927	9/7/21		1,1-Dichloroethane	<	0.5		ug/L	
OU7	W-832-1927	9/7/21		1,1-Dichloroethene	<	0.5		ug/L	
OU7	W-832-1927	9/7/21		1,1,1-Trichloroethane	<	0.5		ug/L	
OU7	W-832-1927	9/7/21		1,1,2-Trichloroethane	<	0.5		ug/L	
OU7	W-832-1927	9/7/21		1,1,2,2-Tetrachloroethane	<	0.5		ug/L	
OU7	W-832-1927	9/7/21		1,2-Dichlorobenzene	<	0.5		ug/L	
OU7	W-832-1927	9/7/21		1,2-Dichloroethane	<	0.5		ug/L	
OU7	W-832-1927	9/7/21		1,2-Dichloroethene (total)	<	1		ug/L	
OU7	W-832-1927	9/7/21		1,2-Dichloropropane	<	0.5		ug/L	
OU7	W-832-1927	9/7/21		1,3-Dichlorobenzene	<	0.5		ug/L	
OU7	W-832-1927	9/7/21		1,4-Dichlorobenzene	<	0.5		ug/L	
OU7	W-832-1927	9/7/21		2-Chloroethylvinylether	<	1		ug/L	

Attachment 1. Table 1. Groundwater analytical data, Site 300, 2021.

OU	Location	Date	Sample Type	Parameter	LOS Indicator	Result	Error	Units	QA Flag
OU7	W-832-1927	9/7/21		Bromodichloromethane	<	0.5		ug/L	
OU7	W-832-1927	9/7/21		Bromoform	<	0.5		ug/L	
OU7	W-832-1927	9/7/21		Bromomethane	<	0.5		ug/L	
OU7	W-832-1927	9/7/21		Carbon tetrachloride	<	0.5		ug/L	
OU7	W-832-1927	9/7/21		Chlorobenzene	<	0.5		ug/L	
OU7	W-832-1927	9/7/21		Chloroethane	<	0.5		ug/L	
OU7	W-832-1927	9/7/21		Chloroform	<	0.5		ug/L	
OU7	W-832-1927	9/7/21		Chloromethane	<	0.5		ug/L	
OU7	W-832-1927	9/7/21		cis-1,2-Dichloroethene	<	0.5		ug/L	
OU7	W-832-1927	9/7/21		cis-1,3-Dichloropropene	<	0.5		ug/L	
OU7	W-832-1927	9/7/21		Dibromochloromethane	<	0.5		ug/L	
OU7	W-832-1927	9/7/21		Dichlorodifluoromethane	<	0.5		ug/L	
OU7	W-832-1927	9/7/21		Methylene chloride	<	0.5		ug/L	
OU7	W-832-1927	9/7/21		Tetrachloroethene	<	0.5		ug/L	
OU7	W-832-1927	9/7/21		trans-1,2-Dichloroethene	<	0.5		ug/L	
OU7	W-832-1927	9/7/21		trans-1,3-Dichloropropene	<	0.5		ug/L	
OU7	W-832-1927	9/7/21		Trichloroethene		30		ug/L	
OU7	W-832-1927	9/7/21		Trichlorofluoromethane	<	0.5		ug/L	
OU7	W-832-1927	9/7/21		Trichlorotrifluoroethane	<	0.5		ug/L	
OU7	W-832-1927	9/7/21		Vinyl chloride	<	0.5		ug/L	
OU7	W-832-1927	9/7/21		Field Oxidation Potential (Eh)		103		mVolts	
OU7	W-832-1927	9/7/21		Field pH		8.11		Units	
OU7	W-832-1927	9/7/21		Field Specific Conductance		2015		umhos/cm	
OU7	W-832-1927	9/7/21		Field Temperature		22.9		Degrees C	
OU7	W-832-1927	9/7/21	DUP	1,1-Dichloroethane	<	0.5		ug/L	
OU7	W-832-1927	9/7/21	DUP	1,1-Dichloroethene	<	0.5		ug/L	
OU7	W-832-1927	9/7/21	DUP	1,1,1-Trichloroethane	<	0.5		ug/L	
OU7	W-832-1927	9/7/21	DUP	1,1,2-Trichloroethane	<	0.5		ug/L	
OU7	W-832-1927	9/7/21	DUP	1,1,2,2-Tetrachloroethane	<	0.5		ug/L	
OU7	W-832-1927	9/7/21	DUP	1,2-Dichlorobenzene	<	0.5		ug/L	
OU7	W-832-1927	9/7/21	DUP	1,2-Dichloroethane	<	0.5		ug/L	
OU7	W-832-1927	9/7/21	DUP	1,2-Dichloroethene (total)	<	1		ug/L	
OU7	W-832-1927	9/7/21	DUP	1,2-Dichloropropane	<	0.5		ug/L	
OU7	W-832-1927	9/7/21	DUP	1,3-Dichlorobenzene	<	0.5		ug/L	
OU7	W-832-1927	9/7/21	DUP	1,4-Dichlorobenzene	<	0.5		ug/L	
OU7	W-832-1927	9/7/21	DUP	2-Chloroethylvinylether	<	1		ug/L	
OU7	W-832-1927	9/7/21	DUP	Bromodichloromethane	<	0.5		ug/L	
OU7	W-832-1927	9/7/21	DUP	Bromoform	<	0.5		ug/L	
OU7	W-832-1927	9/7/21	DUP	Bromomethane	<	0.5		ug/L	
OU7	W-832-1927	9/7/21	DUP	Carbon tetrachloride	<	0.5		ug/L	
OU7	W-832-1927	9/7/21	DUP	Chlorobenzene	<	0.5		ug/L	
OU7	W-832-1927	9/7/21	DUP	Chloroethane	<	0.5		ug/L	
OU7	W-832-1927	9/7/21	DUP	Chloroform	<	0.5		ug/L	
OU7	W-832-1927	9/7/21	DUP	Chloromethane	<	0.5		ug/L	
OU7	W-832-1927	9/7/21	DUP	cis-1,2-Dichloroethene	<	0.5		ug/L	
OU7	W-832-1927	9/7/21	DUP	cis-1,3-Dichloropropene	<	0.5		ug/L	
OU7	W-832-1927	9/7/21	DUP	Dibromochloromethane	<	0.5		ug/L	
OU7	W-832-1927	9/7/21	DUP	Dichlorodifluoromethane	<	0.5		ug/L	
OU7	W-832-1927	9/7/21	DUP	Methylene chloride	<	0.5		ug/L	
OU7	W-832-1927	9/7/21	DUP	Tetrachloroethene	<	0.5		ug/L	
OU7	W-832-1927	9/7/21	DUP	trans-1,2-Dichloroethene	<	0.5		ug/L	
OU7	W-832-1927	9/7/21	DUP	trans-1,3-Dichloropropene	<	0.5		ug/L	
OU7	W-832-1927	9/7/21	DUP	Trichloroethene		33		ug/L	
OU7	W-832-1927	9/7/21	DUP	Trichlorofluoromethane	<	0.5		ug/L	
OU7	W-832-1927	9/7/21	DUP	Trichlorotrifluoroethane	<	0.5		ug/L	
OU7	W-832-1927	9/7/21	DUP	Vinyl chloride	<	0.5		ug/L	
OU7	W-832-20	2/24/21		Nitrate (as NO3)		32		mg/L	
OU7	W-832-20	2/24/21		Perchlorate	<	4		ug/L	
OU7	W-832-20	2/24/21		Field Oxidation Potential (Eh)		255		mVolts	
OU7	W-832-20	2/24/21		Field pH		7.33		Units	
OU7	W-832-20	2/24/21		Field Specific Conductance		1325		umhos/cm	
OU7	W-832-20	2/24/21		Field Temperature		18.5		Degrees C	
OU7	W-832-20	3/30/21		1,1-Dichloroethane	<	0.5		ug/L	
OU7	W-832-20	3/30/21		1,1-Dichloroethene	<	0.5		ug/L	
OU7	W-832-20	3/30/21		1,1,1-Trichloroethane	<	0.5		ug/L	
OU7	W-832-20	3/30/21		1,1,2-Trichloroethane	<	0.5		ug/L	

Attachment 1. Table 1. Groundwater analytical data, Site 300, 2021.

OU	Location	Date	Sample Type	Parameter	LOS Indicator	Result	Error	Units	QA Flag
OU7	W-832-20	3/30/21		1,1,2,2-Tetrachloroethane	<	0.5		ug/L	
OU7	W-832-20	3/30/21		1,2-Dichlorobenzene	<	0.5		ug/L	
OU7	W-832-20	3/30/21		1,2-Dichloroethane	<	0.5		ug/L	
OU7	W-832-20	3/30/21		1,2-Dichloroethene (total)	<	1		ug/L	
OU7	W-832-20	3/30/21		1,2-Dichloropropane	<	0.5		ug/L	
OU7	W-832-20	3/30/21		1,3-Dichlorobenzene	<	0.5		ug/L	
OU7	W-832-20	3/30/21		1,4-Dichlorobenzene	<	0.5		ug/L	
OU7	W-832-20	3/30/21		2-Chloroethylvinylether	<	10		ug/L	
OU7	W-832-20	3/30/21		Bromodichloromethane	<	0.5		ug/L	
OU7	W-832-20	3/30/21		Bromoform	<	0.5		ug/L	
OU7	W-832-20	3/30/21		Bromomethane	<	1		ug/L	
OU7	W-832-20	3/30/21		Carbon tetrachloride	<	0.5		ug/L	
OU7	W-832-20	3/30/21		Chlorobenzene	<	0.5		ug/L	
OU7	W-832-20	3/30/21		Chloroethane	<	0.5		ug/L	
OU7	W-832-20	3/30/21		Chloroform	<	0.5		ug/L	
OU7	W-832-20	3/30/21		Chloromethane	<	0.5		ug/L	
OU7	W-832-20	3/30/21		cis-1,2-Dichloroethene	<	0.5		ug/L	
OU7	W-832-20	3/30/21		cis-1,3-Dichloropropene	<	0.5		ug/L	
OU7	W-832-20	3/30/21		Dibromochloromethane	<	0.5		ug/L	
OU7	W-832-20	3/30/21		Dichlorodifluoromethane	<	0.5		ug/L	
OU7	W-832-20	3/30/21		Methylene chloride	<	1		ug/L	
OU7	W-832-20	3/30/21		Tetrachloroethene	<	0.5		ug/L	
OU7	W-832-20	3/30/21		trans-1,2-Dichloroethene	<	0.5		ug/L	
OU7	W-832-20	3/30/21		trans-1,3-Dichloropropene	<	0.5		ug/L	
OU7	W-832-20	3/30/21		Trichloroethene		18		ug/L	
OU7	W-832-20	3/30/21		Trichlorofluoromethane	<	0.5		ug/L	
OU7	W-832-20	3/30/21		Trichlorotrifluoroethane	<	0.5		ug/L	
OU7	W-832-20	3/30/21		Vinyl chloride	<	0.5		ug/L	
OU7	W-832-20	3/30/21		Field Oxidation Potential (Eh)		56		mVolts	
OU7	W-832-20	3/30/21		Field pH		8.74		Units	
OU7	W-832-20	3/30/21		Field Specific Conductance		1331		umhos/cm	
OU7	W-832-20	3/30/21		Field Temperature		21		Degrees C	
OU7	W-832-2112	6/3/21		1,1-Dichloroethane	<	0.5		ug/L	
OU7	W-832-2112	6/3/21		1,1-Dichloroethene	<	0.5		ug/L	
OU7	W-832-2112	6/3/21		1,1,1-Trichloroethane	<	0.5		ug/L	
OU7	W-832-2112	6/3/21		1,1,2-Trichloroethane	<	0.5		ug/L	
OU7	W-832-2112	6/3/21		1,1,2,2-Tetrachloroethane	<	0.5		ug/L	
OU7	W-832-2112	6/3/21		1,2-Dichlorobenzene	<	0.5		ug/L	
OU7	W-832-2112	6/3/21		1,2-Dichloroethane	<	0.5		ug/L	
OU7	W-832-2112	6/3/21		1,2-Dichloroethene (total)	<	1		ug/L	
OU7	W-832-2112	6/3/21		1,2-Dichloropropane	<	0.5		ug/L	
OU7	W-832-2112	6/3/21		1,3-Dichlorobenzene	<	0.5		ug/L	
OU7	W-832-2112	6/3/21		1,4-Dichlorobenzene	<	0.5		ug/L	
OU7	W-832-2112	6/3/21		2-Chloroethylvinylether	<	1		ug/L	
OU7	W-832-2112	6/3/21		Bromodichloromethane	<	0.5		ug/L	
OU7	W-832-2112	6/3/21		Bromoform	<	0.5		ug/L	
OU7	W-832-2112	6/3/21		Bromomethane	<	0.5		ug/L	
OU7	W-832-2112	6/3/21		Carbon tetrachloride	<	0.5		ug/L	
OU7	W-832-2112	6/3/21		Chlorobenzene	<	0.5		ug/L	
OU7	W-832-2112	6/3/21		Chloroethane	<	0.5		ug/L	
OU7	W-832-2112	6/3/21		Chloroform	<	0.5		ug/L	
OU7	W-832-2112	6/3/21		Chloromethane	<	0.5		ug/L	
OU7	W-832-2112	6/3/21		cis-1,2-Dichloroethene	<	0.5		ug/L	
OU7	W-832-2112	6/3/21		cis-1,3-Dichloropropene	<	0.5		ug/L	
OU7	W-832-2112	6/3/21		Dibromochloromethane	<	0.5		ug/L	
OU7	W-832-2112	6/3/21		Dichlorodifluoromethane	<	0.5		ug/L	
OU7	W-832-2112	6/3/21		Methylene chloride	<	0.5		ug/L	
OU7	W-832-2112	6/3/21		Tetrachloroethene	<	0.5		ug/L	
OU7	W-832-2112	6/3/21		trans-1,2-Dichloroethene	<	0.5		ug/L	
OU7	W-832-2112	6/3/21		trans-1,3-Dichloropropene	<	0.5		ug/L	
OU7	W-832-2112	6/3/21		Trichloroethene	<	0.5		ug/L	
OU7	W-832-2112	6/3/21		Trichlorofluoromethane	<	0.5		ug/L	
OU7	W-832-2112	6/3/21		Trichlorotrifluoroethane	<	0.5		ug/L	L
OU7	W-832-2112	6/3/21		Vinyl chloride	<	0.5		ug/L	
OU7	W-832-2112	6/3/21		Field Oxidation Potential (Eh)		102		mVolts	
OU7	W-832-2112	6/3/21		Field pH		8.02		Units	

Attachment 1. Table 1. Groundwater analytical data, Site 300, 2021.

OU	Location	Date	Sample Type	Parameter	LOS Indicator	Result	Error	Units	QA Flag
OU7	W-832-2112	6/3/21		Field Specific Conductance		1490		umhos/cm	
OU7	W-832-2112	6/3/21		Field Temperature		22.9		Degrees C	
OU7	W-832-2112	9/8/21		Nitrate (as NO3)	<	1		mg/L	
OU7	W-832-2112	9/8/21		Perchlorate	<	2		ug/L	
OU7	W-832-2112	9/8/21		1,1-Dichloroethane	<	0.5		ug/L	
OU7	W-832-2112	9/8/21		1,1-Dichloroethene	<	0.5		ug/L	
OU7	W-832-2112	9/8/21		1,1,1-Trichloroethane	<	0.5		ug/L	
OU7	W-832-2112	9/8/21		1,1,2-Trichloroethane	<	0.5		ug/L	
OU7	W-832-2112	9/8/21		1,1,2,2-Tetrachloroethane	<	0.5		ug/L	
OU7	W-832-2112	9/8/21		1,2-Dichlorobenzene	<	0.5		ug/L	
OU7	W-832-2112	9/8/21		1,2-Dichloroethane	<	0.5		ug/L	
OU7	W-832-2112	9/8/21		1,2-Dichloroethene (total)	<	1		ug/L	
OU7	W-832-2112	9/8/21		1,2-Dichloropropane	<	0.5		ug/L	
OU7	W-832-2112	9/8/21		1,3-Dichlorobenzene	<	0.5		ug/L	
OU7	W-832-2112	9/8/21		1,4-Dichlorobenzene	<	0.5		ug/L	
OU7	W-832-2112	9/8/21		2-Chloroethylvinylether	<	1		ug/L	
OU7	W-832-2112	9/8/21		Bromodichloromethane	<	0.5		ug/L	
OU7	W-832-2112	9/8/21		Bromoform	<	0.5		ug/L	
OU7	W-832-2112	9/8/21		Bromomethane	<	0.5		ug/L	
OU7	W-832-2112	9/8/21		Carbon tetrachloride	<	0.5		ug/L	
OU7	W-832-2112	9/8/21		Chlorobenzene	<	0.5		ug/L	
OU7	W-832-2112	9/8/21		Chloroethane	<	0.5		ug/L	
OU7	W-832-2112	9/8/21		Chloroform	<	0.5		ug/L	
OU7	W-832-2112	9/8/21		Chloromethane	<	0.5		ug/L	
OU7	W-832-2112	9/8/21		cis-1,2-Dichloroethene	<	0.5		ug/L	
OU7	W-832-2112	9/8/21		cis-1,3-Dichloropropene	<	0.5		ug/L	
OU7	W-832-2112	9/8/21		Dibromochloromethane	<	0.5		ug/L	
OU7	W-832-2112	9/8/21		Dichlorodifluoromethane	<	0.5		ug/L	
OU7	W-832-2112	9/8/21		Methylene chloride	<	0.5		ug/L	
OU7	W-832-2112	9/8/21		Tetrachloroethene	<	0.5		ug/L	
OU7	W-832-2112	9/8/21		trans-1,2-Dichloroethene	<	0.5		ug/L	
OU7	W-832-2112	9/8/21		trans-1,3-Dichloropropene	<	0.5		ug/L	
OU7	W-832-2112	9/8/21		Trichloroethene	<	0.5		ug/L	
OU7	W-832-2112	9/8/21		Trichlorofluoromethane	<	0.5		ug/L	
OU7	W-832-2112	9/8/21		Trichlorotrifluoroethane	<	0.5		ug/L	
OU7	W-832-2112	9/8/21		Vinyl chloride	<	0.5		ug/L	
OU7	W-832-2112	9/8/21		Field Oxidation Potential (Eh)		-59		mVolts	
OU7	W-832-2112	9/8/21		Field pH		8.66		Units	
OU7	W-832-2112	9/8/21		Field Specific Conductance		1496		umhos/cm	
OU7	W-832-2112	9/8/21		Field Temperature		26.5		Degrees C	
OU7	W-832-2112	9/14/21		Nitrate (as NO3)	<	1		mg/L	
OU7	W-832-2112	9/14/21		Field Oxidation Potential (Eh)		44		mVolts	
OU7	W-832-2112	9/14/21		Field pH		8.71		Units	
OU7	W-832-2112	9/14/21		Field Specific Conductance		1495		umhos/cm	
OU7	W-832-2112	9/14/21		Field Temperature		21.8		Degrees C	
OU7	W-832-2112	11/1/21		1,1-Dichloroethane	<	0.5		ug/L	
OU7	W-832-2112	11/1/21		1,1-Dichloroethene	<	0.5		ug/L	
OU7	W-832-2112	11/1/21		1,1,1-Trichloroethane	<	0.5		ug/L	
OU7	W-832-2112	11/1/21		1,1,2-Trichloroethane	<	0.5		ug/L	
OU7	W-832-2112	11/1/21		1,1,2,2-Tetrachloroethane	<	0.5		ug/L	
OU7	W-832-2112	11/1/21		1,2-Dichlorobenzene	<	0.5		ug/L	
OU7	W-832-2112	11/1/21		1,2-Dichloroethane	<	0.5		ug/L	
OU7	W-832-2112	11/1/21		1,2-Dichloroethene (total)	<	1		ug/L	
OU7	W-832-2112	11/1/21		1,2-Dichloropropane	<	0.5		ug/L	
OU7	W-832-2112	11/1/21		1,3-Dichlorobenzene	<	0.5		ug/L	
OU7	W-832-2112	11/1/21		1,4-Dichlorobenzene	<	0.5		ug/L	
OU7	W-832-2112	11/1/21		2-Chloroethylvinylether	<	1		ug/L	L
OU7	W-832-2112	11/1/21		Bromodichloromethane	<	0.5		ug/L	
OU7	W-832-2112	11/1/21		Bromoform	<	0.5		ug/L	
OU7	W-832-2112	11/1/21		Bromomethane	<	0.5		ug/L	
OU7	W-832-2112	11/1/21		Carbon tetrachloride	<	0.5		ug/L	
OU7	W-832-2112	11/1/21		Chlorobenzene	<	0.5		ug/L	
OU7	W-832-2112	11/1/21		Chloroethane	<	0.5		ug/L	
OU7	W-832-2112	11/1/21		Chloroform	<	0.5		ug/L	
OU7	W-832-2112	11/1/21		Chloromethane	<	0.5		ug/L	
OU7	W-832-2112	11/1/21		cis-1,2-Dichloroethene	<	0.5		ug/L	

Attachment 1. Table 1. Groundwater analytical data, Site 300, 2021.

OU	Location	Date	Sample Type	Parameter	LOS Indicator	Result	Error	Units	QA Flag
OU7	W-832-2112	11/1/21		cis-1,3-Dichloropropene	<	0.5		ug/L	
OU7	W-832-2112	11/1/21		Dibromochloromethane	<	0.5		ug/L	
OU7	W-832-2112	11/1/21		Dichlorodifluoromethane	<	0.5		ug/L	
OU7	W-832-2112	11/1/21		Methylene chloride	<	0.5		ug/L	
OU7	W-832-2112	11/1/21		Tetrachloroethene	<	0.5		ug/L	
OU7	W-832-2112	11/1/21		trans-1,2-Dichloroethene	<	0.5		ug/L	
OU7	W-832-2112	11/1/21		trans-1,3-Dichloropropene	<	0.5		ug/L	
OU7	W-832-2112	11/1/21		Trichloroethene	<	0.5		ug/L	
OU7	W-832-2112	11/1/21		Trichlorofluoromethane	<	0.5		ug/L	
OU7	W-832-2112	11/1/21		Trichlorotrifluoroethane	<	0.5		ug/L	
OU7	W-832-2112	11/1/21		Vinyl chloride	<	0.5		ug/L	
OU7	W-832-2112	11/1/21		Field Oxidation Potential (Eh)		-31		mVolts	
OU7	W-832-2112	11/1/21		Field pH		8.68		Units	
OU7	W-832-2112	11/1/21		Field Specific Conductance		1502		umhos/cm	
OU7	W-832-2112	11/1/21		Field Temperature		20.8		Degrees C	
OU7	W-832-23	2/25/21		Nitrate (as NO3)		26		mg/L	
OU7	W-832-23	2/25/21		Perchlorate	<	4		ug/L	
OU7	W-832-23	2/25/21		1,1-Dichloroethane	<	0.5		ug/L	
OU7	W-832-23	2/25/21		1,1-Dichloroethene	<	0.5		ug/L	
OU7	W-832-23	2/25/21		1,1,1-Trichloroethane	<	0.5		ug/L	
OU7	W-832-23	2/25/21		1,1,2-Trichloroethane	<	0.5		ug/L	
OU7	W-832-23	2/25/21		1,1,2,2-Tetrachloroethane	<	0.5		ug/L	
OU7	W-832-23	2/25/21		1,2-Dichlorobenzene	<	0.5		ug/L	
OU7	W-832-23	2/25/21		1,2-Dichloroethane	<	0.5		ug/L	
OU7	W-832-23	2/25/21		1,2-Dichloroethene (total)	<	1		ug/L	
OU7	W-832-23	2/25/21		1,2-Dichloropropane	<	0.5		ug/L	
OU7	W-832-23	2/25/21		1,3-Dichlorobenzene	<	0.5		ug/L	
OU7	W-832-23	2/25/21		1,4-Dichlorobenzene	<	0.5		ug/L	
OU7	W-832-23	2/25/21		2-Chloroethylvinylether	<	1		ug/L	
OU7	W-832-23	2/25/21		Bromodichloromethane	<	0.5		ug/L	
OU7	W-832-23	2/25/21		Bromoform	<	0.5		ug/L	
OU7	W-832-23	2/25/21		Bromomethane	<	0.5		ug/L	
OU7	W-832-23	2/25/21		Carbon tetrachloride	<	0.5		ug/L	
OU7	W-832-23	2/25/21		Chlorobenzene	<	0.5		ug/L	
OU7	W-832-23	2/25/21		Chloroethane	<	0.5		ug/L	
OU7	W-832-23	2/25/21		Chloroform	<	0.5		ug/L	
OU7	W-832-23	2/25/21		Chloromethane	<	0.5		ug/L	
OU7	W-832-23	2/25/21		cis-1,2-Dichloroethene	<	0.5		ug/L	
OU7	W-832-23	2/25/21		cis-1,3-Dichloropropene	<	0.5		ug/L	
OU7	W-832-23	2/25/21		Dibromochloromethane	<	0.5		ug/L	
OU7	W-832-23	2/25/21		Dichlorodifluoromethane	<	0.5		ug/L	
OU7	W-832-23	2/25/21		Methylene chloride	<	0.5		ug/L	
OU7	W-832-23	2/25/21		Tetrachloroethene	<	0.5		ug/L	
OU7	W-832-23	2/25/21		trans-1,2-Dichloroethene	<	0.5		ug/L	
OU7	W-832-23	2/25/21		trans-1,3-Dichloropropene	<	0.5		ug/L	
OU7	W-832-23	2/25/21		Trichloroethene		86		ug/L	
OU7	W-832-23	2/25/21		Trichlorofluoromethane	<	0.5		ug/L	
OU7	W-832-23	2/25/21		Trichlorotrifluoroethane	<	0.5		ug/L	
OU7	W-832-23	2/25/21		Vinyl chloride	<	0.5		ug/L	
OU7	W-832-23	2/25/21		Field Oxidation Potential (Eh)		269		mVolts	
OU7	W-832-23	2/25/21		Field pH		7.28		Units	
OU7	W-832-23	2/25/21		Field Specific Conductance		1279		umhos/cm	
OU7	W-832-23	2/25/21		Field Temperature		18.1		Degrees C	
OU7	W-832-23	9/28/21		1,1-Dichloroethane	<	0.5		ug/L	
OU7	W-832-23	9/28/21		1,1-Dichloroethene	<	0.5		ug/L	
OU7	W-832-23	9/28/21		1,1,1-Trichloroethane	<	0.5		ug/L	
OU7	W-832-23	9/28/21		1,1,2-Trichloroethane	<	0.5		ug/L	
OU7	W-832-23	9/28/21		1,1,2,2-Tetrachloroethane	<	0.5		ug/L	
OU7	W-832-23	9/28/21		1,2-Dichlorobenzene	<	0.5		ug/L	
OU7	W-832-23	9/28/21		1,2-Dichloroethane	<	0.5		ug/L	
OU7	W-832-23	9/28/21		1,2-Dichloroethene (total)	<	1		ug/L	
OU7	W-832-23	9/28/21		1,2-Dichloropropane	<	0.5		ug/L	
OU7	W-832-23	9/28/21		1,3-Dichlorobenzene	<	0.5		ug/L	
OU7	W-832-23	9/28/21		1,4-Dichlorobenzene	<	0.5		ug/L	
OU7	W-832-23	9/28/21		2-Chloroethylvinylether	<	1		ug/L	
OU7	W-832-23	9/28/21		Bromodichloromethane	<	0.5		ug/L	

Attachment 1. Table 1. Groundwater analytical data, Site 300, 2021.

OU	Location	Date	Sample Type	Parameter	LOS Indicator	Result	Error	Units	QA Flag
OU7	W-832-23	9/28/21		Bromoform	<	0.5		ug/L	
OU7	W-832-23	9/28/21		Bromomethane	<	0.5		ug/L	
OU7	W-832-23	9/28/21		Carbon tetrachloride	<	0.5		ug/L	
OU7	W-832-23	9/28/21		Chlorobenzene	<	0.5		ug/L	
OU7	W-832-23	9/28/21		Chloroethane	<	0.5		ug/L	
OU7	W-832-23	9/28/21		Chloroform	<	0.5		ug/L	
OU7	W-832-23	9/28/21		Chloromethane	<	0.5		ug/L	
OU7	W-832-23	9/28/21		cis-1,2-Dichloroethene	<	0.5		ug/L	
OU7	W-832-23	9/28/21		cis-1,3-Dichloropropene	<	0.5		ug/L	
OU7	W-832-23	9/28/21		Dibromochloromethane	<	0.5		ug/L	
OU7	W-832-23	9/28/21		Dichlorodifluoromethane	<	0.5		ug/L	
OU7	W-832-23	9/28/21		Methylene chloride	<	0.5		ug/L	
OU7	W-832-23	9/28/21		Tetrachloroethene	<	0.5		ug/L	
OU7	W-832-23	9/28/21		trans-1,2-Dichloroethene	<	0.5		ug/L	
OU7	W-832-23	9/28/21		trans-1,3-Dichloropropene	<	0.5		ug/L	
OU7	W-832-23	9/28/21		Trichloroethene		160		ug/L	D
OU7	W-832-23	9/28/21		Trichlorofluoromethane	<	0.5		ug/L	
OU7	W-832-23	9/28/21		Trichlorotrifluoroethane	<	0.5		ug/L	
OU7	W-832-23	9/28/21		Vinyl chloride	<	0.5		ug/L	
OU7	W-832-23	9/28/21		Field Oxidation Potential (Eh)		117		mVolts	
OU7	W-832-23	9/28/21		Field pH		8.02		Units	
OU7	W-832-23	9/28/21		Field Specific Conductance		2490		umhos/cm	
OU7	W-832-23	9/28/21		Field Temperature		21.3		Degrees C	
OU7	W-832-23	9/28/21	DUP	1,1-Dichloroethane	<	0.5		ug/L	
OU7	W-832-23	9/28/21	DUP	1,1-Dichloroethene	<	0.5		ug/L	
OU7	W-832-23	9/28/21	DUP	1,1,1-Trichloroethane	<	0.5		ug/L	
OU7	W-832-23	9/28/21	DUP	1,1,2-Trichloroethane	<	0.5		ug/L	
OU7	W-832-23	9/28/21	DUP	1,1,2,2-Tetrachloroethane	<	0.5		ug/L	
OU7	W-832-23	9/28/21	DUP	1,2-Dichlorobenzene	<	0.5		ug/L	
OU7	W-832-23	9/28/21	DUP	1,2-Dichloroethane	<	0.5		ug/L	
OU7	W-832-23	9/28/21	DUP	1,2-Dichloroethene (total)	<	1		ug/L	
OU7	W-832-23	9/28/21	DUP	1,2-Dichloropropane	<	0.5		ug/L	
OU7	W-832-23	9/28/21	DUP	1,3-Dichlorobenzene	<	0.5		ug/L	
OU7	W-832-23	9/28/21	DUP	1,4-Dichlorobenzene	<	0.5		ug/L	
OU7	W-832-23	9/28/21	DUP	2-Chloroethylvinylether	<	1		ug/L	
OU7	W-832-23	9/28/21	DUP	Bromodichloromethane	<	0.5		ug/L	
OU7	W-832-23	9/28/21	DUP	Bromoform	<	0.5		ug/L	
OU7	W-832-23	9/28/21	DUP	Bromomethane	<	0.5		ug/L	
OU7	W-832-23	9/28/21	DUP	Carbon tetrachloride	<	0.5		ug/L	
OU7	W-832-23	9/28/21	DUP	Chlorobenzene	<	0.5		ug/L	
OU7	W-832-23	9/28/21	DUP	Chloroethane	<	0.5		ug/L	
OU7	W-832-23	9/28/21	DUP	Chloroform	<	0.5		ug/L	
OU7	W-832-23	9/28/21	DUP	Chloromethane	<	0.5		ug/L	
OU7	W-832-23	9/28/21	DUP	cis-1,2-Dichloroethene	<	0.5		ug/L	
OU7	W-832-23	9/28/21	DUP	cis-1,3-Dichloropropene	<	0.5		ug/L	
OU7	W-832-23	9/28/21	DUP	Dibromochloromethane	<	0.5		ug/L	
OU7	W-832-23	9/28/21	DUP	Dichlorodifluoromethane	<	0.5		ug/L	
OU7	W-832-23	9/28/21	DUP	Methylene chloride	<	0.5		ug/L	
OU7	W-832-23	9/28/21	DUP	Tetrachloroethene	<	0.5		ug/L	
OU7	W-832-23	9/28/21	DUP	trans-1,2-Dichloroethene	<	0.5		ug/L	
OU7	W-832-23	9/28/21	DUP	trans-1,3-Dichloropropene	<	0.5		ug/L	
OU7	W-832-23	9/28/21	DUP	Trichloroethene		140		ug/L	D
OU7	W-832-23	9/28/21	DUP	Trichlorofluoromethane	<	0.5		ug/L	
OU7	W-832-23	9/28/21	DUP	Trichlorotrifluoroethane	<	0.5		ug/L	
OU7	W-832-23	9/28/21	DUP	Vinyl chloride	<	0.5		ug/L	
OU7	W-832-24	2/25/21		Nitrate (as NO3)		35		mg/L	
OU7	W-832-24	2/25/21		Perchlorate	<	4		ug/L	
OU7	W-832-24	2/25/21		1,1-Dichloroethane	<	0.5		ug/L	
OU7	W-832-24	2/25/21		1,1-Dichloroethene	<	0.5		ug/L	
OU7	W-832-24	2/25/21		1,1,1-Trichloroethane	<	0.5		ug/L	
OU7	W-832-24	2/25/21		1,1,2-Trichloroethane	<	0.5		ug/L	
OU7	W-832-24	2/25/21		1,1,2,2-Tetrachloroethane	<	0.5		ug/L	
OU7	W-832-24	2/25/21		1,2-Dichlorobenzene	<	0.5		ug/L	
OU7	W-832-24	2/25/21		1,2-Dichloroethane	<	0.5		ug/L	
OU7	W-832-24	2/25/21		1,2-Dichloroethene (total)	<	1		ug/L	
OU7	W-832-24	2/25/21		1,2-Dichloropropane	<	0.5		ug/L	

Attachment 1. Table 1. Groundwater analytical data, Site 300, 2021.

OU	Location	Date	Sample Type	Parameter	LOS Indicator	Result	Error	Units	QA Flag
OU7	W-832-24	2/25/21		1,3-Dichlorobenzene	<	0.5		ug/L	
OU7	W-832-24	2/25/21		1,4-Dichlorobenzene	<	0.5		ug/L	
OU7	W-832-24	2/25/21		2-Chloroethylvinylether	<	1		ug/L	
OU7	W-832-24	2/25/21		Bromodichloromethane	<	0.5		ug/L	
OU7	W-832-24	2/25/21		Bromoform	<	0.5		ug/L	
OU7	W-832-24	2/25/21		Bromomethane	<	0.5		ug/L	
OU7	W-832-24	2/25/21		Carbon tetrachloride	<	0.5		ug/L	
OU7	W-832-24	2/25/21		Chlorobenzene	<	0.5		ug/L	
OU7	W-832-24	2/25/21		Chloroethane	<	0.5		ug/L	
OU7	W-832-24	2/25/21		Chloroform	<	0.5		ug/L	
OU7	W-832-24	2/25/21		Chloromethane	<	0.5		ug/L	
OU7	W-832-24	2/25/21		cis-1,2-Dichloroethene	<	0.5		ug/L	
OU7	W-832-24	2/25/21		cis-1,3-Dichloropropene	<	0.5		ug/L	
OU7	W-832-24	2/25/21		Dibromochloromethane	<	0.5		ug/L	
OU7	W-832-24	2/25/21		Dichlorodifluoromethane	<	0.5		ug/L	
OU7	W-832-24	2/25/21		Methylene chloride	<	0.5		ug/L	
OU7	W-832-24	2/25/21		Tetrachloroethene	<	0.5		ug/L	
OU7	W-832-24	2/25/21		trans-1,2-Dichloroethene	<	0.5		ug/L	
OU7	W-832-24	2/25/21		trans-1,3-Dichloropropene	<	0.5		ug/L	
OU7	W-832-24	2/25/21		Trichloroethene		40		ug/L	
OU7	W-832-24	2/25/21		Trichlorofluoromethane	<	0.5		ug/L	
OU7	W-832-24	2/25/21		Trichlorotrifluoroethane	<	0.5		ug/L	
OU7	W-832-24	2/25/21		Vinyl chloride	<	0.5		ug/L	
OU7	W-832-24	2/25/21		Field Oxidation Potential (Eh)		263		mVolts	
OU7	W-832-24	2/25/21		Field pH		7.5		Units	
OU7	W-832-24	2/25/21		Field Specific Conductance		3054		umhos/cm	
OU7	W-832-24	2/25/21		Field Temperature		18.2		Degrees C	
OU7	W-832-24	9/28/21		1,1-Dichloroethane	<	0.5		ug/L	
OU7	W-832-24	9/28/21		1,1-Dichloroethene	<	0.5		ug/L	
OU7	W-832-24	9/28/21		1,1,1-Trichloroethane	<	0.5		ug/L	
OU7	W-832-24	9/28/21		1,1,2-Trichloroethane	<	0.5		ug/L	
OU7	W-832-24	9/28/21		1,1,2,2-Tetrachloroethane	<	0.5		ug/L	
OU7	W-832-24	9/28/21		1,2-Dichlorobenzene	<	0.5		ug/L	
OU7	W-832-24	9/28/21		1,2-Dichloroethane	<	0.5		ug/L	
OU7	W-832-24	9/28/21		1,2-Dichloroethene (total)	<	1		ug/L	
OU7	W-832-24	9/28/21		1,2-Dichloropropane	<	0.5		ug/L	
OU7	W-832-24	9/28/21		1,3-Dichlorobenzene	<	0.5		ug/L	
OU7	W-832-24	9/28/21		1,4-Dichlorobenzene	<	0.5		ug/L	
OU7	W-832-24	9/28/21		2-Chloroethylvinylether	<	1		ug/L	
OU7	W-832-24	9/28/21		Bromodichloromethane	<	0.5		ug/L	
OU7	W-832-24	9/28/21		Bromoform	<	0.5		ug/L	
OU7	W-832-24	9/28/21		Bromomethane	<	0.5		ug/L	
OU7	W-832-24	9/28/21		Carbon tetrachloride	<	0.5		ug/L	
OU7	W-832-24	9/28/21		Chlorobenzene	<	0.5		ug/L	
OU7	W-832-24	9/28/21		Chloroethane	<	0.5		ug/L	
OU7	W-832-24	9/28/21		Chloroform	<	0.5		ug/L	
OU7	W-832-24	9/28/21		Chloromethane	<	0.5		ug/L	
OU7	W-832-24	9/28/21		cis-1,2-Dichloroethene	<	0.5		ug/L	
OU7	W-832-24	9/28/21		cis-1,3-Dichloropropene	<	0.5		ug/L	
OU7	W-832-24	9/28/21		Dibromochloromethane	<	0.5		ug/L	
OU7	W-832-24	9/28/21		Dichlorodifluoromethane	<	0.5		ug/L	
OU7	W-832-24	9/28/21		Methylene chloride	<	0.5		ug/L	
OU7	W-832-24	9/28/21		Tetrachloroethene	<	0.5		ug/L	
OU7	W-832-24	9/28/21		trans-1,2-Dichloroethene	<	0.5		ug/L	
OU7	W-832-24	9/28/21		trans-1,3-Dichloropropene	<	0.5		ug/L	
OU7	W-832-24	9/28/21		Trichloroethene		35		ug/L	
OU7	W-832-24	9/28/21		Trichlorofluoromethane	<	0.5		ug/L	
OU7	W-832-24	9/28/21		Trichlorotrifluoroethane	<	0.5		ug/L	
OU7	W-832-24	9/28/21		Vinyl chloride	<	0.5		ug/L	
OU7	W-832-24	9/28/21		Field Oxidation Potential (Eh)		109		mVolts	
OU7	W-832-24	9/28/21		Field pH		8.01		Units	
OU7	W-832-24	9/28/21		Field Specific Conductance		2793		umhos/cm	
OU7	W-832-24	9/28/21		Field Temperature		20.8		Degrees C	
OU7	W-832-24	9/28/21	DUP	1,1-Dichloroethane	<	0.5		ug/L	
OU7	W-832-24	9/28/21	DUP	1,1-Dichloroethene	<	0.5		ug/L	
OU7	W-832-24	9/28/21	DUP	1,1,1-Trichloroethane	<	0.5		ug/L	

Attachment 1. Table 1. Groundwater analytical data, Site 300, 2021.

OU	Location	Date	Sample Type	Parameter	LOS Indicator	Result	Error	Units	QA Flag
OU7	W-832-24	9/28/21	DUP	1,1,2-Trichloroethane	<	0.5		ug/L	
OU7	W-832-24	9/28/21	DUP	1,1,2,2-Tetrachloroethane	<	0.5		ug/L	
OU7	W-832-24	9/28/21	DUP	1,2-Dichlorobenzene	<	0.5		ug/L	
OU7	W-832-24	9/28/21	DUP	1,2-Dichloroethane	<	0.5		ug/L	
OU7	W-832-24	9/28/21	DUP	1,2-Dichloroethene (total)	<	1		ug/L	
OU7	W-832-24	9/28/21	DUP	1,2-Dichloropropane	<	0.5		ug/L	
OU7	W-832-24	9/28/21	DUP	1,3-Dichlorobenzene	<	0.5		ug/L	
OU7	W-832-24	9/28/21	DUP	1,4-Dichlorobenzene	<	0.5		ug/L	
OU7	W-832-24	9/28/21	DUP	2-Chloroethylvinylether	<	1		ug/L	
OU7	W-832-24	9/28/21	DUP	Bromodichloromethane	<	0.5		ug/L	
OU7	W-832-24	9/28/21	DUP	Bromoform	<	0.5		ug/L	
OU7	W-832-24	9/28/21	DUP	Bromomethane	<	0.5		ug/L	
OU7	W-832-24	9/28/21	DUP	Carbon tetrachloride	<	0.5		ug/L	
OU7	W-832-24	9/28/21	DUP	Chlorobenzene	<	0.5		ug/L	
OU7	W-832-24	9/28/21	DUP	Chloroethane	<	0.5		ug/L	
OU7	W-832-24	9/28/21	DUP	Chloroform	<	0.5		ug/L	
OU7	W-832-24	9/28/21	DUP	Chloromethane	<	0.5		ug/L	
OU7	W-832-24	9/28/21	DUP	cis-1,2-Dichloroethene	<	0.5		ug/L	
OU7	W-832-24	9/28/21	DUP	cis-1,3-Dichloropropene	<	0.5		ug/L	
OU7	W-832-24	9/28/21	DUP	Dibromochloromethane	<	0.5		ug/L	
OU7	W-832-24	9/28/21	DUP	Dichlorodifluoromethane	<	0.5		ug/L	
OU7	W-832-24	9/28/21	DUP	Methylene chloride	<	0.5		ug/L	
OU7	W-832-24	9/28/21	DUP	Tetrachloroethene	<	0.5		ug/L	
OU7	W-832-24	9/28/21	DUP	trans-1,2-Dichloroethene	<	0.5		ug/L	
OU7	W-832-24	9/28/21	DUP	trans-1,3-Dichloropropene	<	0.5		ug/L	
OU7	W-832-24	9/28/21	DUP	Trichloroethene		34		ug/L	
OU7	W-832-24	9/28/21	DUP	Trichlorofluoromethane	<	0.5		ug/L	
OU7	W-832-24	9/28/21	DUP	Trichlorotrifluoroethane	<	0.5		ug/L	
OU7	W-832-24	9/28/21	DUP	Vinyl chloride	<	0.5		ug/L	
OU7	W-832-25	3/16/21		Nitrate (as NO3)		95		mg/L	D
OU7	W-832-25	3/16/21		Perchlorate		7.2		ug/L	
OU7	W-832-25	3/16/21		1,1-Dichloroethane	<	0.5		ug/L	
OU7	W-832-25	3/16/21		1,1-Dichloroethene	<	0.5		ug/L	
OU7	W-832-25	3/16/21		1,1,1-Trichloroethane	<	0.5		ug/L	
OU7	W-832-25	3/16/21		1,1,2-Trichloroethane	<	0.5		ug/L	
OU7	W-832-25	3/16/21		1,1,2,2-Tetrachloroethane	<	0.5		ug/L	
OU7	W-832-25	3/16/21		1,2-Dichlorobenzene	<	0.5		ug/L	
OU7	W-832-25	3/16/21		1,2-Dichloroethane	<	0.5		ug/L	
OU7	W-832-25	3/16/21		1,2-Dichloroethene (total)	<	1		ug/L	
OU7	W-832-25	3/16/21		1,2-Dichloropropane	<	0.5		ug/L	
OU7	W-832-25	3/16/21		1,3-Dichlorobenzene	<	0.5		ug/L	
OU7	W-832-25	3/16/21		1,4-Dichlorobenzene	<	0.5		ug/L	
OU7	W-832-25	3/16/21		2-Chloroethylvinylether	<	10		ug/L	O
OU7	W-832-25	3/16/21		Bromodichloromethane	<	0.5		ug/L	
OU7	W-832-25	3/16/21		Bromoform	<	0.5		ug/L	
OU7	W-832-25	3/16/21		Bromomethane	<	1		ug/L	
OU7	W-832-25	3/16/21		Carbon tetrachloride	<	0.5		ug/L	
OU7	W-832-25	3/16/21		Chlorobenzene	<	0.5		ug/L	
OU7	W-832-25	3/16/21		Chloroethane		6		ug/L	
OU7	W-832-25	3/16/21		Chloroform	<	0.5		ug/L	
OU7	W-832-25	3/16/21		Chloromethane	<	0.5		ug/L	
OU7	W-832-25	3/16/21		cis-1,2-Dichloroethene		0.8		ug/L	
OU7	W-832-25	3/16/21		cis-1,3-Dichloropropene	<	0.5		ug/L	
OU7	W-832-25	3/16/21		Dibromochloromethane	<	0.5		ug/L	
OU7	W-832-25	3/16/21		Dichlorodifluoromethane	<	0.5		ug/L	
OU7	W-832-25	3/16/21		Methylene chloride		1.9		ug/L	
OU7	W-832-25	3/16/21		Tetrachloroethene	<	0.5		ug/L	
OU7	W-832-25	3/16/21		trans-1,2-Dichloroethene	<	0.5		ug/L	
OU7	W-832-25	3/16/21		trans-1,3-Dichloropropene	<	0.5		ug/L	
OU7	W-832-25	3/16/21		Trichloroethene		64		ug/L	
OU7	W-832-25	3/16/21		Trichlorofluoromethane		0.5		ug/L	
OU7	W-832-25	3/16/21		Trichlorotrifluoroethane	<	0.5		ug/L	
OU7	W-832-25	3/16/21		Vinyl chloride	<	0.5		ug/L	
OU7	W-832-25	4/26/21		1,1-Dichloroethane	<	0.5		ug/L	
OU7	W-832-25	4/26/21		1,1-Dichloroethene	<	0.5		ug/L	
OU7	W-832-25	4/26/21		1,1,1-Trichloroethane	<	0.5		ug/L	

Attachment 1. Table 1. Groundwater analytical data, Site 300, 2021.

OU	Location	Date	Sample Type	Parameter	LOS Indicator	Result	Error	Units	QA Flag
OU7	W-832-25	4/26/21		1,1,2-Trichloroethane	<	0.5		ug/L	
OU7	W-832-25	4/26/21		1,1,2,2-Tetrachloroethane	<	0.5		ug/L	
OU7	W-832-25	4/26/21		1,2-Dichlorobenzene	<	0.5		ug/L	
OU7	W-832-25	4/26/21		1,2-Dichloroethane	<	0.5		ug/L	
OU7	W-832-25	4/26/21		1,2-Dichloroethene (total)	<	1		ug/L	
OU7	W-832-25	4/26/21		1,2-Dichloropropane	<	0.5		ug/L	
OU7	W-832-25	4/26/21		1,3-Dichlorobenzene	<	0.5		ug/L	
OU7	W-832-25	4/26/21		1,4-Dichlorobenzene	<	0.5		ug/L	
OU7	W-832-25	4/26/21		2-Chloroethylvinylether	<	10		ug/L	
OU7	W-832-25	4/26/21		Bromodichloromethane	<	0.5		ug/L	
OU7	W-832-25	4/26/21		Bromoform	<	0.5		ug/L	
OU7	W-832-25	4/26/21		Bromomethane	<	1		ug/L	
OU7	W-832-25	4/26/21		Carbon tetrachloride	<	0.5		ug/L	
OU7	W-832-25	4/26/21		Chlorobenzene	<	0.5		ug/L	
OU7	W-832-25	4/26/21		Chloroethane	<	0.5		ug/L	
OU7	W-832-25	4/26/21		Chloroform	<	0.5		ug/L	
OU7	W-832-25	4/26/21		Chloromethane	<	0.5		ug/L	
OU7	W-832-25	4/26/21		cis-1,2-Dichloroethene	<	0.5		ug/L	
OU7	W-832-25	4/26/21		cis-1,3-Dichloropropene	<	0.5		ug/L	
OU7	W-832-25	4/26/21		Dibromochloromethane	<	0.5		ug/L	
OU7	W-832-25	4/26/21		Dichlorodifluoromethane	<	0.5		ug/L	
OU7	W-832-25	4/26/21		Methylene chloride	<	1		ug/L	
OU7	W-832-25	4/26/21		Tetrachloroethene	<	0.5		ug/L	
OU7	W-832-25	4/26/21		trans-1,2-Dichloroethene	<	0.5		ug/L	
OU7	W-832-25	4/26/21		trans-1,3-Dichloropropene	<	0.5		ug/L	
OU7	W-832-25	4/26/21		Trichloroethene		67		ug/L	
OU7	W-832-25	4/26/21		Trichlorofluoromethane		0.69		ug/L	
OU7	W-832-25	4/26/21		Trichlorotrifluoroethane	<	0.5		ug/L	
OU7	W-832-25	4/26/21		Vinyl chloride	<	0.5		ug/L	
OU7	W-832-25	7/20/21		Nitrate (as NO3)		98		mg/L	D
OU7	W-832-25	7/20/21		Perchlorate		8.6		ug/L	D
OU7	W-832-25	7/20/21		1,1-Dichloroethane	<	0.5		ug/L	
OU7	W-832-25	7/20/21		1,1-Dichloroethene	<	0.5		ug/L	
OU7	W-832-25	7/20/21		1,1,1-Trichloroethane	<	0.5		ug/L	
OU7	W-832-25	7/20/21		1,1,2-Trichloroethane	<	0.5		ug/L	
OU7	W-832-25	7/20/21		1,1,2,2-Tetrachloroethane	<	0.5		ug/L	
OU7	W-832-25	7/20/21		1,2-Dichlorobenzene	<	0.5		ug/L	
OU7	W-832-25	7/20/21		1,2-Dichloroethane	<	0.5		ug/L	
OU7	W-832-25	7/20/21		1,2-Dichloroethene (total)		1.4		ug/L	
OU7	W-832-25	7/20/21		1,2-Dichloropropane	<	0.5		ug/L	
OU7	W-832-25	7/20/21		1,3-Dichlorobenzene	<	0.5		ug/L	
OU7	W-832-25	7/20/21		1,4-Dichlorobenzene	<	0.5		ug/L	
OU7	W-832-25	7/20/21		2-Chloroethylvinylether	<	10		ug/L	
OU7	W-832-25	7/20/21		Bromodichloromethane	<	0.5		ug/L	
OU7	W-832-25	7/20/21		Bromoform	<	0.5		ug/L	
OU7	W-832-25	7/20/21		Bromomethane	<	1		ug/L	
OU7	W-832-25	7/20/21		Carbon tetrachloride	<	0.5		ug/L	
OU7	W-832-25	7/20/21		Chlorobenzene	<	0.5		ug/L	
OU7	W-832-25	7/20/21		Chloroethane	<	0.5		ug/L	
OU7	W-832-25	7/20/21		Chloroform	<	0.5		ug/L	
OU7	W-832-25	7/20/21		Chloromethane	<	0.5		ug/L	
OU7	W-832-25	7/20/21		cis-1,2-Dichloroethene		1.4		ug/L	
OU7	W-832-25	7/20/21		cis-1,3-Dichloropropene	<	0.5		ug/L	
OU7	W-832-25	7/20/21		Dibromochloromethane	<	0.5		ug/L	
OU7	W-832-25	7/20/21		Dichlorodifluoromethane	<	0.5		ug/L	
OU7	W-832-25	7/20/21		Methylene chloride	<	1		ug/L	
OU7	W-832-25	7/20/21		Tetrachloroethene	<	0.5		ug/L	
OU7	W-832-25	7/20/21		trans-1,2-Dichloroethene	<	0.5		ug/L	
OU7	W-832-25	7/20/21		trans-1,3-Dichloropropene	<	0.5		ug/L	
OU7	W-832-25	7/20/21		Trichloroethene		82		ug/L	
OU7	W-832-25	7/20/21		Trichlorofluoromethane	<	0.5		ug/L	
OU7	W-832-25	7/20/21		Trichlorotrifluoroethane	<	0.5		ug/L	
OU7	W-832-25	7/20/21		Vinyl chloride	<	0.5		ug/L	
OU7	W-832-25	10/5/21		1,1-Dichloroethane	<	0.5		ug/L	
OU7	W-832-25	10/5/21		1,1-Dichloroethene	<	0.5		ug/L	
OU7	W-832-25	10/5/21		1,1,1-Trichloroethane	<	0.5		ug/L	

Attachment 1. Table 1. Groundwater analytical data, Site 300, 2021.

OU	Location	Date	Sample Type	Parameter	LOS Indicator	Result	Error	Units	QA Flag
OU7	W-832-25	10/5/21		1,1,2-Trichloroethane	<	0.5		ug/L	
OU7	W-832-25	10/5/21		1,1,2,2-Tetrachloroethane	<	0.5		ug/L	
OU7	W-832-25	10/5/21		1,2-Dichlorobenzene	<	0.5		ug/L	
OU7	W-832-25	10/5/21		1,2-Dichloroethane	<	0.5		ug/L	
OU7	W-832-25	10/5/21		1,2-Dichloroethene (total)		1.4		ug/L	
OU7	W-832-25	10/5/21		1,2-Dichloropropane	<	0.5		ug/L	
OU7	W-832-25	10/5/21		1,3-Dichlorobenzene	<	0.5		ug/L	
OU7	W-832-25	10/5/21		1,4-Dichlorobenzene	<	0.5		ug/L	
OU7	W-832-25	10/5/21		2-Chloroethylvinylether	<	10		ug/L	
OU7	W-832-25	10/5/21		Bromodichloromethane	<	0.5		ug/L	
OU7	W-832-25	10/5/21		Bromoform	<	0.5		ug/L	
OU7	W-832-25	10/5/21		Bromomethane	<	1		ug/L	
OU7	W-832-25	10/5/21		Carbon tetrachloride	<	0.5		ug/L	
OU7	W-832-25	10/5/21		Chlorobenzene	<	0.5		ug/L	
OU7	W-832-25	10/5/21		Chloroethane	<	0.5		ug/L	
OU7	W-832-25	10/5/21		Chloroform	<	0.5		ug/L	
OU7	W-832-25	10/5/21		Chloromethane	<	0.5		ug/L	
OU7	W-832-25	10/5/21		cis-1,2-Dichloroethene		1.4		ug/L	
OU7	W-832-25	10/5/21		cis-1,3-Dichloropropene	<	0.5		ug/L	
OU7	W-832-25	10/5/21		Dibromochloromethane	<	0.5		ug/L	
OU7	W-832-25	10/5/21		Dichlorodifluoromethane	<	0.5		ug/L	
OU7	W-832-25	10/5/21		Methylene chloride	<	1		ug/L	
OU7	W-832-25	10/5/21		Tetrachloroethene	<	0.5		ug/L	
OU7	W-832-25	10/5/21		trans-1,2-Dichloroethene	<	0.5		ug/L	
OU7	W-832-25	10/5/21		trans-1,3-Dichloropropene	<	0.5		ug/L	
OU7	W-832-25	10/5/21		Trichloroethene		69		ug/L	D
OU7	W-832-25	10/5/21		Trichlorofluoromethane	<	0.5		ug/L	
OU7	W-832-25	10/5/21		Trichlorotrifluoroethane	<	0.5		ug/L	
OU7	W-832-25	10/5/21		Vinyl chloride	<	0.5		ug/L	
OU7	W-832-2906	3/3/21		Nitrate (as NO3)	<	0.5		mg/L	
OU7	W-832-2906	3/3/21		Perchlorate	<	8		ug/L	D
OU7	W-832-2906	3/3/21		1,1-Dichloroethane	<	0.5		ug/L	
OU7	W-832-2906	3/3/21		1,1-Dichloroethene	<	0.5		ug/L	
OU7	W-832-2906	3/3/21		1,1,1-Trichloroethane	<	0.5		ug/L	
OU7	W-832-2906	3/3/21		1,1,2-Trichloroethane	<	0.5		ug/L	
OU7	W-832-2906	3/3/21		1,1,2,2-Tetrachloroethane	<	0.5		ug/L	
OU7	W-832-2906	3/3/21		1,2-Dichlorobenzene	<	0.5		ug/L	
OU7	W-832-2906	3/3/21		1,2-Dichloroethane	<	0.5		ug/L	
OU7	W-832-2906	3/3/21		1,2-Dichloroethene (total)	<	1		ug/L	
OU7	W-832-2906	3/3/21		1,2-Dichloropropane	<	0.5		ug/L	
OU7	W-832-2906	3/3/21		1,3-Dichlorobenzene	<	0.5		ug/L	
OU7	W-832-2906	3/3/21		1,4-Dichlorobenzene	<	0.5		ug/L	
OU7	W-832-2906	3/3/21		2-Chloroethylvinylether	<	1		ug/L	
OU7	W-832-2906	3/3/21		Bromodichloromethane	<	0.5		ug/L	
OU7	W-832-2906	3/3/21		Bromoform	<	0.5		ug/L	
OU7	W-832-2906	3/3/21		Bromomethane	<	0.5		ug/L	
OU7	W-832-2906	3/3/21		Carbon tetrachloride	<	0.5		ug/L	
OU7	W-832-2906	3/3/21		Chlorobenzene	<	0.5		ug/L	
OU7	W-832-2906	3/3/21		Chloroethane	<	0.5		ug/L	
OU7	W-832-2906	3/3/21		Chloroform	<	0.5		ug/L	
OU7	W-832-2906	3/3/21		Chloromethane	<	0.5		ug/L	
OU7	W-832-2906	3/3/21		cis-1,2-Dichloroethene	<	0.5		ug/L	
OU7	W-832-2906	3/3/21		cis-1,3-Dichloropropene	<	0.5		ug/L	
OU7	W-832-2906	3/3/21		Dibromochloromethane	<	0.5		ug/L	
OU7	W-832-2906	3/3/21		Dichlorodifluoromethane	<	0.5		ug/L	
OU7	W-832-2906	3/3/21		Methylene chloride	<	0.5		ug/L	
OU7	W-832-2906	3/3/21		Tetrachloroethene	<	0.5		ug/L	
OU7	W-832-2906	3/3/21		trans-1,2-Dichloroethene	<	0.5		ug/L	
OU7	W-832-2906	3/3/21		trans-1,3-Dichloropropene	<	0.5		ug/L	
OU7	W-832-2906	3/3/21		Trichloroethene		8.8		ug/L	
OU7	W-832-2906	3/3/21		Trichlorofluoromethane	<	0.5		ug/L	
OU7	W-832-2906	3/3/21		Trichlorotrifluoroethane	<	0.5		ug/L	
OU7	W-832-2906	3/3/21		Vinyl chloride	<	0.5		ug/L	
OU7	W-832-2906	3/3/21		Field Oxidation Potential (Eh)		-195		mVolts	
OU7	W-832-2906	3/3/21		Field pH		7.21		Units	
OU7	W-832-2906	3/3/21		Field Specific Conductance		2427		umhos/cm	

Attachment 1. Table 1. Groundwater analytical data, Site 300, 2021.

OU	Location	Date	Sample Type	Parameter	LOS Indicator	Result	Error	Units	QA Flag
OU7	W-832-2906	3/3/21		Field Temperature		19.4		Degrees C	
OU7	W-832-2906	5/12/21		1,1-Dichloroethane	<	0.5		ug/L	
OU7	W-832-2906	5/12/21		1,1-Dichloroethene	<	0.5		ug/L	
OU7	W-832-2906	5/12/21		1,1,1-Trichloroethane	<	0.5		ug/L	
OU7	W-832-2906	5/12/21		1,1,2-Trichloroethane	<	0.5		ug/L	
OU7	W-832-2906	5/12/21		1,1,2,2-Tetrachloroethane	<	0.5		ug/L	
OU7	W-832-2906	5/12/21		1,2-Dichlorobenzene	<	0.5		ug/L	
OU7	W-832-2906	5/12/21		1,2-Dichloroethane	<	0.5		ug/L	
OU7	W-832-2906	5/12/21		1,2-Dichloroethene (total)	<	1		ug/L	
OU7	W-832-2906	5/12/21		1,2-Dichloropropane	<	0.5		ug/L	
OU7	W-832-2906	5/12/21		1,3-Dichlorobenzene	<	0.5		ug/L	
OU7	W-832-2906	5/12/21		1,4-Dichlorobenzene	<	0.5		ug/L	
OU7	W-832-2906	5/12/21		2-Chloroethylvinylether	<	1		ug/L	
OU7	W-832-2906	5/12/21		Bromodichloromethane	<	0.5		ug/L	
OU7	W-832-2906	5/12/21		Bromoform	<	0.5		ug/L	
OU7	W-832-2906	5/12/21		Bromomethane	<	0.5		ug/L	
OU7	W-832-2906	5/12/21		Carbon tetrachloride	<	0.5		ug/L	
OU7	W-832-2906	5/12/21		Chlorobenzene	<	0.5		ug/L	
OU7	W-832-2906	5/12/21		Chloroethane	<	0.5		ug/L	
OU7	W-832-2906	5/12/21		Chloroform	<	0.5		ug/L	
OU7	W-832-2906	5/12/21		Chloromethane	<	0.5		ug/L	
OU7	W-832-2906	5/12/21		cis-1,2-Dichloroethene		0.54		ug/L	
OU7	W-832-2906	5/12/21		cis-1,3-Dichloropropene	<	0.5		ug/L	
OU7	W-832-2906	5/12/21		Dibromochloromethane	<	0.5		ug/L	
OU7	W-832-2906	5/12/21		Dichlorodifluoromethane	<	0.5		ug/L	L
OU7	W-832-2906	5/12/21		Methylene chloride	<	0.5		ug/L	
OU7	W-832-2906	5/12/21		Tetrachloroethene	<	0.5		ug/L	
OU7	W-832-2906	5/12/21		trans-1,2-Dichloroethene	<	0.5		ug/L	
OU7	W-832-2906	5/12/21		trans-1,3-Dichloropropene	<	0.5		ug/L	
OU7	W-832-2906	5/12/21		Trichloroethene		10		ug/L	
OU7	W-832-2906	5/12/21		Trichlorofluoromethane	<	0.5		ug/L	
OU7	W-832-2906	5/12/21		Trichlorotrifluoroethane	<	0.5		ug/L	
OU7	W-832-2906	5/12/21		Vinyl chloride	<	0.5		ug/L	
OU7	W-832-2906	5/12/21		Field Oxidation Potential (Eh)		-143		mVolts	
OU7	W-832-2906	5/12/21		Field pH		7.42		Units	
OU7	W-832-2906	5/12/21		Field Specific Conductance		2333		umhos/cm	
OU7	W-832-2906	5/12/21		Field Temperature		21		Degrees C	
OU7	W-832-2906	11/1/21		1,1-Dichloroethane	<	0.5		ug/L	
OU7	W-832-2906	11/1/21		1,1-Dichloroethene	<	0.5		ug/L	
OU7	W-832-2906	11/1/21		1,1,1-Trichloroethane	<	0.5		ug/L	
OU7	W-832-2906	11/1/21		1,1,2-Trichloroethane	<	0.5		ug/L	
OU7	W-832-2906	11/1/21		1,1,2,2-Tetrachloroethane	<	0.5		ug/L	
OU7	W-832-2906	11/1/21		1,2-Dichlorobenzene	<	0.5		ug/L	
OU7	W-832-2906	11/1/21		1,2-Dichloroethane	<	0.5		ug/L	
OU7	W-832-2906	11/1/21		1,2-Dichloroethene (total)	<	1		ug/L	
OU7	W-832-2906	11/1/21		1,2-Dichloropropane	<	0.5		ug/L	
OU7	W-832-2906	11/1/21		1,3-Dichlorobenzene	<	0.5		ug/L	
OU7	W-832-2906	11/1/21		1,4-Dichlorobenzene	<	0.5		ug/L	
OU7	W-832-2906	11/1/21		2-Chloroethylvinylether	<	1		ug/L	
OU7	W-832-2906	11/1/21		Bromodichloromethane	<	0.5		ug/L	
OU7	W-832-2906	11/1/21		Bromoform	<	0.5		ug/L	
OU7	W-832-2906	11/1/21		Bromomethane	<	0.5		ug/L	
OU7	W-832-2906	11/1/21		Carbon tetrachloride	<	0.5		ug/L	
OU7	W-832-2906	11/1/21		Chlorobenzene	<	0.5		ug/L	
OU7	W-832-2906	11/1/21		Chloroethane	<	0.5		ug/L	
OU7	W-832-2906	11/1/21		Chloroform	<	0.5		ug/L	
OU7	W-832-2906	11/1/21		Chloromethane	<	0.5		ug/L	
OU7	W-832-2906	11/1/21		cis-1,2-Dichloroethene	<	0.5		ug/L	
OU7	W-832-2906	11/1/21		cis-1,3-Dichloropropene	<	0.5		ug/L	
OU7	W-832-2906	11/1/21		Dibromochloromethane	<	0.5		ug/L	
OU7	W-832-2906	11/1/21		Dichlorodifluoromethane	<	0.5		ug/L	
OU7	W-832-2906	11/1/21		Methylene chloride	<	0.5		ug/L	
OU7	W-832-2906	11/1/21		Tetrachloroethene	<	0.5		ug/L	
OU7	W-832-2906	11/1/21		trans-1,2-Dichloroethene	<	0.5		ug/L	
OU7	W-832-2906	11/1/21		trans-1,3-Dichloropropene	<	0.5		ug/L	
OU7	W-832-2906	11/1/21		Trichloroethene		8.7		ug/L	

Attachment 1. Table 1. Groundwater analytical data, Site 300, 2021.

OU	Location	Date	Sample Type	Parameter	LOS Indicator	Result	Error	Units	QA Flag
OU7	W-832-2906	11/1/21		Trichlorofluoromethane	<	0.5		ug/L	
OU7	W-832-2906	11/1/21		Trichlorotrifluoroethane	<	0.5		ug/L	
OU7	W-832-2906	11/1/21		Vinyl chloride	<	0.5		ug/L	
OU7	W-832-2906	11/1/21		Field Oxidation Potential (Eh)		68		mVolts	
OU7	W-832-2906	11/1/21		Field pH		7.88		Units	
OU7	W-832-2906	11/1/21		Field Specific Conductance		2372		umhos/cm	
OU7	W-832-2906	11/1/21		Field Temperature		19		Degrees C	
OU7	W-832-3017	2/24/21		Nitrate (as NO3)		81		mg/L	
OU7	W-832-3017	2/24/21		Perchlorate		4.4		ug/L	
OU7	W-832-3017	2/24/21		Field pH		7.21		Units	
OU7	W-832-3017	2/24/21		Field Specific Conductance		1714		umhos/cm	
OU7	W-832-3017	2/24/21		Field Temperature		18.3		Degrees C	
OU7	W-832-3019	3/16/21		Nitrate (as NO3)		110		mg/L	D
OU7	W-832-3019	3/16/21		Perchlorate		10		ug/L	
OU7	W-832-3019	3/16/21		1,1-Dichloroethane	<	0.5		ug/L	
OU7	W-832-3019	3/16/21		1,1-Dichloroethene	<	0.5		ug/L	
OU7	W-832-3019	3/16/21		1,1,1-Trichloroethane	<	0.5		ug/L	
OU7	W-832-3019	3/16/21		1,1,2-Trichloroethane	<	0.5		ug/L	
OU7	W-832-3019	3/16/21		1,1,2,2-Tetrachloroethane	<	0.5		ug/L	
OU7	W-832-3019	3/16/21		1,2-Dichlorobenzene	<	0.5		ug/L	
OU7	W-832-3019	3/16/21		1,2-Dichloroethane	<	0.5		ug/L	
OU7	W-832-3019	3/16/21		1,2-Dichloroethene (total)	<	1		ug/L	
OU7	W-832-3019	3/16/21		1,2-Dichloropropane	<	0.5		ug/L	
OU7	W-832-3019	3/16/21		1,3-Dichlorobenzene	<	0.5		ug/L	
OU7	W-832-3019	3/16/21		1,4-Dichlorobenzene	<	0.5		ug/L	
OU7	W-832-3019	3/16/21		2-Chloroethylvinylether	<	10		ug/L	O
OU7	W-832-3019	3/16/21		Bromodichloromethane	<	0.5		ug/L	
OU7	W-832-3019	3/16/21		Bromoform	<	0.5		ug/L	
OU7	W-832-3019	3/16/21		Bromomethane	<	1		ug/L	
OU7	W-832-3019	3/16/21		Carbon tetrachloride	<	0.5		ug/L	
OU7	W-832-3019	3/16/21		Chlorobenzene	<	0.5		ug/L	
OU7	W-832-3019	3/16/21		Chloroethane		2.2		ug/L	
OU7	W-832-3019	3/16/21		Chloroform	<	0.5		ug/L	
OU7	W-832-3019	3/16/21		Chloromethane	<	0.5		ug/L	
OU7	W-832-3019	3/16/21		cis-1,2-Dichloroethene		0.52		ug/L	
OU7	W-832-3019	3/16/21		cis-1,3-Dichloropropene	<	0.5		ug/L	
OU7	W-832-3019	3/16/21		Dibromochloromethane	<	0.5		ug/L	
OU7	W-832-3019	3/16/21		Dichlorodifluoromethane	<	0.5		ug/L	
OU7	W-832-3019	3/16/21		Methylene chloride	<	1		ug/L	
OU7	W-832-3019	3/16/21		Tetrachloroethene	<	0.5		ug/L	
OU7	W-832-3019	3/16/21		trans-1,2-Dichloroethene	<	0.5		ug/L	
OU7	W-832-3019	3/16/21		trans-1,3-Dichloropropene	<	0.5		ug/L	
OU7	W-832-3019	3/16/21		Trichloroethene		940		ug/L	D
OU7	W-832-3019	3/16/21		Trichlorofluoromethane	<	0.5		ug/L	
OU7	W-832-3019	3/16/21		Trichlorotrifluoroethane	<	0.5		ug/L	
OU7	W-832-3019	3/16/21		Vinyl chloride	<	0.5		ug/L	
OU7	W-832-3019	4/26/21		1,1-Dichloroethane	<	0.5		ug/L	
OU7	W-832-3019	4/26/21		1,1-Dichloroethene	<	0.5		ug/L	
OU7	W-832-3019	4/26/21		1,1,1-Trichloroethane	<	0.5		ug/L	
OU7	W-832-3019	4/26/21		1,1,2-Trichloroethane	<	0.5		ug/L	
OU7	W-832-3019	4/26/21		1,1,2,2-Tetrachloroethane	<	0.5		ug/L	
OU7	W-832-3019	4/26/21		1,2-Dichlorobenzene	<	0.5		ug/L	
OU7	W-832-3019	4/26/21		1,2-Dichloroethane	<	0.5		ug/L	
OU7	W-832-3019	4/26/21		1,2-Dichloroethene (total)	<	1		ug/L	
OU7	W-832-3019	4/26/21		1,2-Dichloropropane	<	0.5		ug/L	
OU7	W-832-3019	4/26/21		1,3-Dichlorobenzene	<	0.5		ug/L	
OU7	W-832-3019	4/26/21		1,4-Dichlorobenzene	<	0.5		ug/L	
OU7	W-832-3019	4/26/21		2-Chloroethylvinylether	<	10		ug/L	
OU7	W-832-3019	4/26/21		Bromodichloromethane	<	0.5		ug/L	
OU7	W-832-3019	4/26/21		Bromoform	<	0.5		ug/L	
OU7	W-832-3019	4/26/21		Bromomethane	<	1		ug/L	
OU7	W-832-3019	4/26/21		Carbon tetrachloride	<	0.5		ug/L	
OU7	W-832-3019	4/26/21		Chlorobenzene	<	0.5		ug/L	
OU7	W-832-3019	4/26/21		Chloroethane	<	0.5		ug/L	
OU7	W-832-3019	4/26/21		Chloroform	<	0.5		ug/L	
OU7	W-832-3019	4/26/21		Chloromethane	<	0.5		ug/L	

Attachment 1. Table 1. Groundwater analytical data, Site 300, 2021.

OU	Location	Date	Sample Type	Parameter	LOS Indicator	Result	Error	Units	QA Flag
OU7	W-832-3019	4/26/21		cis-1,2-Dichloroethene	<	0.5		ug/L	
OU7	W-832-3019	4/26/21		cis-1,3-Dichloropropene	<	0.5		ug/L	
OU7	W-832-3019	4/26/21		Dibromochloromethane	<	0.5		ug/L	
OU7	W-832-3019	4/26/21		Dichlorodifluoromethane	<	0.5		ug/L	
OU7	W-832-3019	4/26/21		Methylene chloride	<	1		ug/L	
OU7	W-832-3019	4/26/21		Tetrachloroethene	<	0.5		ug/L	
OU7	W-832-3019	4/26/21		trans-1,2-Dichloroethene	<	0.5		ug/L	
OU7	W-832-3019	4/26/21		trans-1,3-Dichloropropene	<	0.5		ug/L	
OU7	W-832-3019	4/26/21		Trichloroethene		110		ug/L	D
OU7	W-832-3019	4/26/21		Trichlorofluoromethane	<	0.5		ug/L	
OU7	W-832-3019	4/26/21		Trichlorotrifluoroethane	<	0.5		ug/L	
OU7	W-832-3019	4/26/21		Vinyl chloride	<	0.5		ug/L	
OU7	W-832-3019	7/20/21		Nitrate (as NO3)		5.6		mg/L	D
OU7	W-832-3019	7/20/21		Perchlorate		9.9		ug/L	D
OU7	W-832-3019	7/20/21		1,1-Dichloroethane	<	0.5		ug/L	
OU7	W-832-3019	7/20/21		1,1-Dichloroethene	<	0.5		ug/L	
OU7	W-832-3019	7/20/21		1,1,1-Trichloroethane	<	0.5		ug/L	
OU7	W-832-3019	7/20/21		1,1,2-Trichloroethane	<	0.5		ug/L	
OU7	W-832-3019	7/20/21		1,1,2,2-Tetrachloroethane	<	0.5		ug/L	
OU7	W-832-3019	7/20/21		1,2-Dichlorobenzene	<	0.5		ug/L	
OU7	W-832-3019	7/20/21		1,2-Dichloroethane	<	0.5		ug/L	
OU7	W-832-3019	7/20/21		1,2-Dichloroethene (total)	<	1		ug/L	
OU7	W-832-3019	7/20/21		1,2-Dichloropropane	<	0.5		ug/L	
OU7	W-832-3019	7/20/21		1,3-Dichlorobenzene	<	0.5		ug/L	
OU7	W-832-3019	7/20/21		1,4-Dichlorobenzene	<	0.5		ug/L	
OU7	W-832-3019	7/20/21		2-Chloroethylvinylether	<	10		ug/L	
OU7	W-832-3019	7/20/21		Bromodichloromethane	<	0.5		ug/L	
OU7	W-832-3019	7/20/21		Bromoform	<	0.5		ug/L	
OU7	W-832-3019	7/20/21		Bromomethane	<	1		ug/L	
OU7	W-832-3019	7/20/21		Carbon tetrachloride	<	0.5		ug/L	
OU7	W-832-3019	7/20/21		Chlorobenzene	<	0.5		ug/L	
OU7	W-832-3019	7/20/21		Chloroethane	<	0.5		ug/L	
OU7	W-832-3019	7/20/21		Chloroform	<	0.5		ug/L	
OU7	W-832-3019	7/20/21		Chloromethane	<	0.5		ug/L	
OU7	W-832-3019	7/20/21		cis-1,2-Dichloroethene	<	0.5		ug/L	
OU7	W-832-3019	7/20/21		cis-1,3-Dichloropropene	<	0.5		ug/L	
OU7	W-832-3019	7/20/21		Dibromochloromethane	<	0.5		ug/L	
OU7	W-832-3019	7/20/21		Dichlorodifluoromethane	<	0.5		ug/L	
OU7	W-832-3019	7/20/21		Methylene chloride	<	1		ug/L	
OU7	W-832-3019	7/20/21		Tetrachloroethene	<	0.5		ug/L	
OU7	W-832-3019	7/20/21		trans-1,2-Dichloroethene	<	0.5		ug/L	
OU7	W-832-3019	7/20/21		trans-1,3-Dichloropropene	<	0.5		ug/L	
OU7	W-832-3019	7/20/21		Trichloroethene		240		ug/L	D
OU7	W-832-3019	7/20/21		Trichlorofluoromethane	<	0.5		ug/L	
OU7	W-832-3019	7/20/21		Trichlorotrifluoroethane	<	0.5		ug/L	
OU7	W-832-3019	7/20/21		Vinyl chloride	<	0.5		ug/L	
OU7	W-832-3019	10/5/21		1,1-Dichloroethane	<	0.5		ug/L	
OU7	W-832-3019	10/5/21		1,1-Dichloroethene	<	0.5		ug/L	
OU7	W-832-3019	10/5/21		1,1,1-Trichloroethane	<	0.5		ug/L	
OU7	W-832-3019	10/5/21		1,1,2-Trichloroethane	<	0.5		ug/L	
OU7	W-832-3019	10/5/21		1,1,2,2-Tetrachloroethane	<	0.5		ug/L	
OU7	W-832-3019	10/5/21		1,2-Dichlorobenzene	<	0.5		ug/L	
OU7	W-832-3019	10/5/21		1,2-Dichloroethane	<	0.5		ug/L	
OU7	W-832-3019	10/5/21		1,2-Dichloroethene (total)	<	1		ug/L	
OU7	W-832-3019	10/5/21		1,2-Dichloropropane	<	0.5		ug/L	
OU7	W-832-3019	10/5/21		1,3-Dichlorobenzene	<	0.5		ug/L	
OU7	W-832-3019	10/5/21		1,4-Dichlorobenzene	<	0.5		ug/L	
OU7	W-832-3019	10/5/21		2-Chloroethylvinylether	<	10		ug/L	
OU7	W-832-3019	10/5/21		Bromodichloromethane	<	0.5		ug/L	
OU7	W-832-3019	10/5/21		Bromoform	<	0.5		ug/L	
OU7	W-832-3019	10/5/21		Bromomethane	<	1		ug/L	
OU7	W-832-3019	10/5/21		Carbon tetrachloride	<	0.5		ug/L	
OU7	W-832-3019	10/5/21		Chlorobenzene	<	0.5		ug/L	
OU7	W-832-3019	10/5/21		Chloroethane	<	0.5		ug/L	
OU7	W-832-3019	10/5/21		Chloroform	<	0.5		ug/L	
OU7	W-832-3019	10/5/21		Chloromethane	<	0.5		ug/L	

Attachment 1. Table 1. Groundwater analytical data, Site 300, 2021.

OU	Location	Date	Sample Type	Parameter	LOS Indicator	Result	Error	Units	QA Flag
OU7	W-832-3019	10/5/21		cis-1,2-Dichloroethene	<	0.5		ug/L	
OU7	W-832-3019	10/5/21		cis-1,3-Dichloropropene	<	0.5		ug/L	
OU7	W-832-3019	10/5/21		Dibromochloromethane	<	0.5		ug/L	
OU7	W-832-3019	10/5/21		Dichlorodifluoromethane	<	0.5		ug/L	
OU7	W-832-3019	10/5/21		Methylene chloride	<	1		ug/L	
OU7	W-832-3019	10/5/21		Tetrachloroethene	<	0.5		ug/L	
OU7	W-832-3019	10/5/21		trans-1,2-Dichloroethene	<	0.5		ug/L	
OU7	W-832-3019	10/5/21		trans-1,3-Dichloropropene	<	0.5		ug/L	
OU7	W-832-3019	10/5/21		Trichloroethene		600		ug/L	D
OU7	W-832-3019	10/5/21		Trichlorofluoromethane	<	0.5		ug/L	
OU7	W-832-3019	10/5/21		Trichlorotrifluoroethane	<	0.5		ug/L	
OU7	W-832-3019	10/5/21		Vinyl chloride	<	0.5		ug/L	
OU7	W-832-3020	3/16/21		Nitrate (as NO3)		91		mg/L	D
OU7	W-832-3020	3/16/21		Perchlorate		4.7		ug/L	
OU7	W-832-3020	3/16/21		1,1-Dichloroethane	<	0.5		ug/L	
OU7	W-832-3020	3/16/21		1,1-Dichloroethene	<	0.5		ug/L	
OU7	W-832-3020	3/16/21		1,1,1-Trichloroethane	<	0.5		ug/L	
OU7	W-832-3020	3/16/21		1,1,2-Trichloroethane	<	0.5		ug/L	
OU7	W-832-3020	3/16/21		1,1,2,2-Tetrachloroethane	<	0.5		ug/L	
OU7	W-832-3020	3/16/21		1,2-Dichlorobenzene	<	0.5		ug/L	
OU7	W-832-3020	3/16/21		1,2-Dichloroethane	<	0.5		ug/L	
OU7	W-832-3020	3/16/21		1,2-Dichloroethene (total)		6.9		ug/L	
OU7	W-832-3020	3/16/21		1,2-Dichloropropane	<	0.5		ug/L	
OU7	W-832-3020	3/16/21		1,3-Dichlorobenzene	<	0.5		ug/L	
OU7	W-832-3020	3/16/21		1,4-Dichlorobenzene	<	0.5		ug/L	
OU7	W-832-3020	3/16/21		2-Chloroethylvinylether	<	10		ug/L	O
OU7	W-832-3020	3/16/21		Bromodichloromethane	<	0.5		ug/L	
OU7	W-832-3020	3/16/21		Bromoform	<	0.5		ug/L	
OU7	W-832-3020	3/16/21		Bromomethane	<	1		ug/L	
OU7	W-832-3020	3/16/21		Carbon tetrachloride	<	0.5		ug/L	
OU7	W-832-3020	3/16/21		Chlorobenzene	<	0.5		ug/L	
OU7	W-832-3020	3/16/21		Chloroethane		1.6		ug/L	
OU7	W-832-3020	3/16/21		Chloroform		0.61		ug/L	
OU7	W-832-3020	3/16/21		Chloromethane	<	0.5		ug/L	
OU7	W-832-3020	3/16/21		cis-1,2-Dichloroethene		6.9		ug/L	
OU7	W-832-3020	3/16/21		cis-1,3-Dichloropropene	<	0.5		ug/L	
OU7	W-832-3020	3/16/21		Dibromochloromethane	<	0.5		ug/L	
OU7	W-832-3020	3/16/21		Dichlorodifluoromethane	<	0.5		ug/L	
OU7	W-832-3020	3/16/21		Methylene chloride		2.2		ug/L	
OU7	W-832-3020	3/16/21		Tetrachloroethene	<	0.5		ug/L	
OU7	W-832-3020	3/16/21		trans-1,2-Dichloroethene	<	0.5		ug/L	
OU7	W-832-3020	3/16/21		trans-1,3-Dichloropropene	<	0.5		ug/L	
OU7	W-832-3020	3/16/21		Trichloroethene		83		ug/L	
OU7	W-832-3020	3/16/21		Trichlorofluoromethane		0.56		ug/L	
OU7	W-832-3020	3/16/21		Trichlorotrifluoroethane	<	0.5		ug/L	
OU7	W-832-3020	3/16/21		Vinyl chloride	<	0.5		ug/L	
OU7	W-832-3020	4/26/21		1,1-Dichloroethane	<	0.5		ug/L	
OU7	W-832-3020	4/26/21		1,1-Dichloroethene	<	0.5		ug/L	
OU7	W-832-3020	4/26/21		1,1,1-Trichloroethane	<	0.5		ug/L	
OU7	W-832-3020	4/26/21		1,1,2-Trichloroethane	<	0.5		ug/L	
OU7	W-832-3020	4/26/21		1,1,2,2-Tetrachloroethane	<	0.5		ug/L	
OU7	W-832-3020	4/26/21		1,2-Dichlorobenzene	<	0.5		ug/L	
OU7	W-832-3020	4/26/21		1,2-Dichloroethane	<	0.5		ug/L	
OU7	W-832-3020	4/26/21		1,2-Dichloroethene (total)		5.5		ug/L	
OU7	W-832-3020	4/26/21		1,2-Dichloropropane	<	0.5		ug/L	
OU7	W-832-3020	4/26/21		1,3-Dichlorobenzene	<	0.5		ug/L	
OU7	W-832-3020	4/26/21		1,4-Dichlorobenzene	<	0.5		ug/L	
OU7	W-832-3020	4/26/21		2-Chloroethylvinylether	<	10		ug/L	
OU7	W-832-3020	4/26/21		Bromodichloromethane	<	0.5		ug/L	
OU7	W-832-3020	4/26/21		Bromoform	<	0.5		ug/L	
OU7	W-832-3020	4/26/21		Bromomethane	<	1		ug/L	
OU7	W-832-3020	4/26/21		Carbon tetrachloride	<	0.5		ug/L	
OU7	W-832-3020	4/26/21		Chlorobenzene	<	0.5		ug/L	
OU7	W-832-3020	4/26/21		Chloroethane	<	0.5		ug/L	
OU7	W-832-3020	4/26/21		Chloroform		0.58		ug/L	
OU7	W-832-3020	4/26/21		Chloromethane	<	0.5		ug/L	

Attachment 1. Table 1. Groundwater analytical data, Site 300, 2021.

OU	Location	Date	Sample Type	Parameter	LOS Indicator	Result	Error	Units	QA Flag
OU7	W-832-3020	4/26/21		cis-1,2-Dichloroethene		5.4		ug/L	
OU7	W-832-3020	4/26/21		cis-1,3-Dichloropropene	<	0.5		ug/L	
OU7	W-832-3020	4/26/21		Dibromochloromethane	<	0.5		ug/L	
OU7	W-832-3020	4/26/21		Dichlorodifluoromethane	<	0.5		ug/L	
OU7	W-832-3020	4/26/21		Methylene chloride	<	1		ug/L	
OU7	W-832-3020	4/26/21		Tetrachloroethene	<	0.5		ug/L	
OU7	W-832-3020	4/26/21		trans-1,2-Dichloroethene	<	0.5		ug/L	
OU7	W-832-3020	4/26/21		trans-1,3-Dichloropropene	<	0.5		ug/L	
OU7	W-832-3020	4/26/21		Trichloroethene		86		ug/L	
OU7	W-832-3020	4/26/21		Trichlorofluoromethane		0.52		ug/L	
OU7	W-832-3020	4/26/21		Trichlorotrifluoroethane	<	0.5		ug/L	
OU7	W-832-3020	4/26/21		Vinyl chloride	<	0.5		ug/L	
OU7	W-832-3020	7/20/21		Nitrate (as NO3)		96		mg/L	D
OU7	W-832-3020	7/20/21		Perchlorate		5.8		ug/L	D
OU7	W-832-3020	7/20/21		1,1-Dichloroethane	<	0.5		ug/L	
OU7	W-832-3020	7/20/21		1,1-Dichloroethene	<	0.5		ug/L	
OU7	W-832-3020	7/20/21		1,1,1-Trichloroethane	<	0.5		ug/L	
OU7	W-832-3020	7/20/21		1,1,2-Trichloroethane	<	0.5		ug/L	
OU7	W-832-3020	7/20/21		1,1,2,2-Tetrachloroethane	<	0.5		ug/L	
OU7	W-832-3020	7/20/21		1,2-Dichlorobenzene	<	0.5		ug/L	
OU7	W-832-3020	7/20/21		1,2-Dichloroethane	<	0.5		ug/L	
OU7	W-832-3020	7/20/21		1,2-Dichloroethene (total)		6		ug/L	
OU7	W-832-3020	7/20/21		1,2-Dichloropropane	<	0.5		ug/L	
OU7	W-832-3020	7/20/21		1,3-Dichlorobenzene	<	0.5		ug/L	
OU7	W-832-3020	7/20/21		1,4-Dichlorobenzene	<	0.5		ug/L	
OU7	W-832-3020	7/20/21		2-Chloroethylvinylether	<	10		ug/L	
OU7	W-832-3020	7/20/21		Bromodichloromethane	<	0.5		ug/L	
OU7	W-832-3020	7/20/21		Bromoform	<	0.5		ug/L	
OU7	W-832-3020	7/20/21		Bromomethane	<	1		ug/L	
OU7	W-832-3020	7/20/21		Carbon tetrachloride	<	0.5		ug/L	
OU7	W-832-3020	7/20/21		Chlorobenzene	<	0.5		ug/L	
OU7	W-832-3020	7/20/21		Chloroethane		0.57		ug/L	
OU7	W-832-3020	7/20/21		Chloroform		0.55		ug/L	
OU7	W-832-3020	7/20/21		Chloromethane	<	0.5		ug/L	
OU7	W-832-3020	7/20/21		cis-1,2-Dichloroethene		6		ug/L	
OU7	W-832-3020	7/20/21		cis-1,3-Dichloropropene	<	0.5		ug/L	
OU7	W-832-3020	7/20/21		Dibromochloromethane	<	0.5		ug/L	
OU7	W-832-3020	7/20/21		Dichlorodifluoromethane	<	0.5		ug/L	
OU7	W-832-3020	7/20/21		Methylene chloride	<	1		ug/L	
OU7	W-832-3020	7/20/21		Tetrachloroethene	<	0.5		ug/L	
OU7	W-832-3020	7/20/21		trans-1,2-Dichloroethene	<	0.5		ug/L	
OU7	W-832-3020	7/20/21		trans-1,3-Dichloropropene	<	0.5		ug/L	
OU7	W-832-3020	7/20/21		Trichloroethene		84		ug/L	
OU7	W-832-3020	7/20/21		Trichlorofluoromethane	<	0.5		ug/L	
OU7	W-832-3020	7/20/21		Trichlorotrifluoroethane	<	0.5		ug/L	
OU7	W-832-3020	7/20/21		Vinyl chloride	<	0.5		ug/L	
OU7	W-832-3020	10/5/21		1,1-Dichloroethane	<	0.5		ug/L	
OU7	W-832-3020	10/5/21		1,1-Dichloroethene	<	0.5		ug/L	
OU7	W-832-3020	10/5/21		1,1,1-Trichloroethane	<	0.5		ug/L	
OU7	W-832-3020	10/5/21		1,1,2-Trichloroethane	<	0.5		ug/L	
OU7	W-832-3020	10/5/21		1,1,2,2-Tetrachloroethane	<	0.5		ug/L	
OU7	W-832-3020	10/5/21		1,2-Dichlorobenzene	<	0.5		ug/L	
OU7	W-832-3020	10/5/21		1,2-Dichloroethane	<	0.5		ug/L	
OU7	W-832-3020	10/5/21		1,2-Dichloroethene (total)		9.8		ug/L	
OU7	W-832-3020	10/5/21		1,2-Dichloropropane	<	0.5		ug/L	
OU7	W-832-3020	10/5/21		1,3-Dichlorobenzene	<	0.5		ug/L	
OU7	W-832-3020	10/5/21		1,4-Dichlorobenzene	<	0.5		ug/L	
OU7	W-832-3020	10/5/21		2-Chloroethylvinylether	<	10		ug/L	
OU7	W-832-3020	10/5/21		Bromodichloromethane	<	0.5		ug/L	
OU7	W-832-3020	10/5/21		Bromoform	<	0.5		ug/L	
OU7	W-832-3020	10/5/21		Bromomethane	<	1		ug/L	
OU7	W-832-3020	10/5/21		Carbon tetrachloride	<	0.5		ug/L	
OU7	W-832-3020	10/5/21		Chlorobenzene	<	0.5		ug/L	
OU7	W-832-3020	10/5/21		Chloroethane	<	0.5		ug/L	
OU7	W-832-3020	10/5/21		Chloroform		0.61		ug/L	
OU7	W-832-3020	10/5/21		Chloromethane	<	0.5		ug/L	

Attachment 1. Table 1. Groundwater analytical data, Site 300, 2021.

OU	Location	Date	Sample Type	Parameter	LOS Indicator	Result	Error	Units	QA Flag
OU7	W-832-3020	10/5/21		cis-1,2-Dichloroethene		9.8		ug/L	
OU7	W-832-3020	10/5/21		cis-1,3-Dichloropropene	<	0.5		ug/L	
OU7	W-832-3020	10/5/21		Dibromochloromethane	<	0.5		ug/L	
OU7	W-832-3020	10/5/21		Dichlorodifluoromethane	<	0.5		ug/L	
OU7	W-832-3020	10/5/21		Methylene chloride	<	1		ug/L	
OU7	W-832-3020	10/5/21		Tetrachloroethene	<	0.5		ug/L	
OU7	W-832-3020	10/5/21		trans-1,2-Dichloroethene	<	0.5		ug/L	
OU7	W-832-3020	10/5/21		trans-1,3-Dichloropropene	<	0.5		ug/L	
OU7	W-832-3020	10/5/21		Trichloroethene		120		ug/L	D
OU7	W-832-3020	10/5/21		Trichlorofluoromethane		0.57		ug/L	
OU7	W-832-3020	10/5/21		Trichlorotrifluoroethane	<	0.5		ug/L	
OU7	W-832-3020	10/5/21		Vinyl chloride	<	0.5		ug/L	
OU7	W-832-3103	3/4/21		Nitrate (as NO3)		2.3		mg/L	D
OU7	W-832-3103	3/4/21		Perchlorate	<	4		ug/L	
OU7	W-832-3103	3/4/21		1,1-Dichloroethane	<	0.5		ug/L	
OU7	W-832-3103	3/4/21		1,1-Dichloroethene	<	0.5		ug/L	
OU7	W-832-3103	3/4/21		1,1,1-Trichloroethane	<	0.5		ug/L	
OU7	W-832-3103	3/4/21		1,1,2-Trichloroethane	<	0.5		ug/L	
OU7	W-832-3103	3/4/21		1,1,2,2-Tetrachloroethane	<	0.5		ug/L	
OU7	W-832-3103	3/4/21		1,2-Dichlorobenzene	<	0.5		ug/L	
OU7	W-832-3103	3/4/21		1,2-Dichloroethane	<	0.5		ug/L	
OU7	W-832-3103	3/4/21		1,2-Dichloroethene (total)	<	1		ug/L	
OU7	W-832-3103	3/4/21		1,2-Dichloropropane	<	0.5		ug/L	
OU7	W-832-3103	3/4/21		1,3-Dichlorobenzene	<	0.5		ug/L	
OU7	W-832-3103	3/4/21		1,4-Dichlorobenzene	<	0.5		ug/L	
OU7	W-832-3103	3/4/21		2-Chloroethylvinylether	<	10		ug/L	
OU7	W-832-3103	3/4/21		Bromodichloromethane	<	0.5		ug/L	
OU7	W-832-3103	3/4/21		Bromoform	<	0.5		ug/L	
OU7	W-832-3103	3/4/21		Bromomethane	<	1		ug/L	
OU7	W-832-3103	3/4/21		Carbon tetrachloride	<	0.5		ug/L	
OU7	W-832-3103	3/4/21		Chlorobenzene	<	0.5		ug/L	
OU7	W-832-3103	3/4/21		Chloroethane	<	0.5		ug/L	
OU7	W-832-3103	3/4/21		Chloroform	<	0.5		ug/L	
OU7	W-832-3103	3/4/21		Chloromethane	<	0.5		ug/L	
OU7	W-832-3103	3/4/21		cis-1,2-Dichloroethene	<	0.5		ug/L	
OU7	W-832-3103	3/4/21		cis-1,3-Dichloropropene	<	0.5		ug/L	
OU7	W-832-3103	3/4/21		Dibromochloromethane	<	0.5		ug/L	
OU7	W-832-3103	3/4/21		Dichlorodifluoromethane	<	0.5		ug/L	
OU7	W-832-3103	3/4/21		Methylene chloride	<	1		ug/L	
OU7	W-832-3103	3/4/21		Tetrachloroethene	<	0.5		ug/L	
OU7	W-832-3103	3/4/21		trans-1,2-Dichloroethene	<	0.5		ug/L	
OU7	W-832-3103	3/4/21		trans-1,3-Dichloropropene	<	0.5		ug/L	
OU7	W-832-3103	3/4/21		Trichloroethene	<	0.5		ug/L	
OU7	W-832-3103	3/4/21		Trichlorofluoromethane	<	0.5		ug/L	
OU7	W-832-3103	3/4/21		Trichlorotrifluoroethane	<	0.5		ug/L	
OU7	W-832-3103	3/4/21		Vinyl chloride	<	0.5		ug/L	
OU7	W-832-3103	3/4/21		Field Oxidation Potential (Eh)		164		mVolts	
OU7	W-832-3103	3/4/21		Field pH		7.48		Units	
OU7	W-832-3103	3/4/21		Field Specific Conductance		1952		umhos/cm	
OU7	W-832-3103	3/4/21		Field Temperature		19.6		Degrees C	
OU7	W-832-3103	9/7/21		1,1-Dichloroethane	<	0.5		ug/L	
OU7	W-832-3103	9/7/21		1,1-Dichloroethene	<	0.5		ug/L	
OU7	W-832-3103	9/7/21		1,1,1-Trichloroethane	<	0.5		ug/L	
OU7	W-832-3103	9/7/21		1,1,2-Trichloroethane	<	0.5		ug/L	
OU7	W-832-3103	9/7/21		1,1,2,2-Tetrachloroethane	<	0.5		ug/L	
OU7	W-832-3103	9/7/21		1,2-Dichlorobenzene	<	0.5		ug/L	
OU7	W-832-3103	9/7/21		1,2-Dichloroethane	<	0.5		ug/L	
OU7	W-832-3103	9/7/21		1,2-Dichloroethene (total)	<	1		ug/L	
OU7	W-832-3103	9/7/21		1,2-Dichloropropane	<	0.5		ug/L	
OU7	W-832-3103	9/7/21		1,3-Dichlorobenzene	<	0.5		ug/L	
OU7	W-832-3103	9/7/21		1,4-Dichlorobenzene	<	0.5		ug/L	
OU7	W-832-3103	9/7/21		2-Chloroethylvinylether	<	1		ug/L	
OU7	W-832-3103	9/7/21		Bromodichloromethane	<	0.5		ug/L	
OU7	W-832-3103	9/7/21		Bromoform	<	0.5		ug/L	
OU7	W-832-3103	9/7/21		Bromomethane	<	0.5		ug/L	
OU7	W-832-3103	9/7/21		Carbon tetrachloride	<	0.5		ug/L	

Attachment 1. Table 1. Groundwater analytical data, Site 300, 2021.

OU	Location	Date	Sample Type	Parameter	LOS Indicator	Result	Error	Units	QA Flag
OU7	W-832-3103	9/7/21		Chlorobenzene	<	0.5		ug/L	
OU7	W-832-3103	9/7/21		Chloroethane	<	0.5		ug/L	
OU7	W-832-3103	9/7/21		Chloroform	<	0.5		ug/L	
OU7	W-832-3103	9/7/21		Chloromethane	<	0.5		ug/L	
OU7	W-832-3103	9/7/21		cis-1,2-Dichloroethene	<	0.5		ug/L	
OU7	W-832-3103	9/7/21		cis-1,3-Dichloropropene	<	0.5		ug/L	
OU7	W-832-3103	9/7/21		Dibromochloromethane	<	0.5		ug/L	
OU7	W-832-3103	9/7/21		Dichlorodifluoromethane	<	0.5		ug/L	
OU7	W-832-3103	9/7/21		Methylene chloride	<	0.5		ug/L	
OU7	W-832-3103	9/7/21		Tetrachloroethene	<	0.5		ug/L	
OU7	W-832-3103	9/7/21		trans-1,2-Dichloroethene	<	0.5		ug/L	
OU7	W-832-3103	9/7/21		trans-1,3-Dichloropropene	<	0.5		ug/L	
OU7	W-832-3103	9/7/21		Trichloroethene	<	0.5		ug/L	
OU7	W-832-3103	9/7/21		Trichlorofluoromethane	<	0.5		ug/L	
OU7	W-832-3103	9/7/21		Trichlorotrifluoroethane	<	0.5		ug/L	
OU7	W-832-3103	9/7/21		Vinyl chloride	<	0.5		ug/L	
OU7	W-832-3103	9/7/21		Field Oxidation Potential (Eh)		124		mVolts	
OU7	W-832-3103	9/7/21		Field pH		8.74		Units	
OU7	W-832-3103	9/7/21		Field Specific Conductance		1885		umhos/cm	
OU7	W-832-3103	9/7/21		Field Temperature		24.1		Degrees C	
OU7	W-832-3209	3/4/21		Nitrate (as NO3)		62		mg/L	D
OU7	W-832-3209	3/4/21		Perchlorate	<	4		ug/L	
OU7	W-832-3209	3/4/21		1,1-Dichloroethane	<	0.5		ug/L	
OU7	W-832-3209	3/4/21		1,1-Dichloroethene	<	0.5		ug/L	
OU7	W-832-3209	3/4/21		1,1,1-Trichloroethane	<	0.5		ug/L	
OU7	W-832-3209	3/4/21		1,1,2-Trichloroethane	<	0.5		ug/L	
OU7	W-832-3209	3/4/21		1,1,2,2-Tetrachloroethane	<	0.5		ug/L	
OU7	W-832-3209	3/4/21		1,2-Dichlorobenzene	<	0.5		ug/L	
OU7	W-832-3209	3/4/21		1,2-Dichloroethane	<	0.5		ug/L	
OU7	W-832-3209	3/4/21		1,2-Dichloroethene (total)	<	1		ug/L	
OU7	W-832-3209	3/4/21		1,2-Dichloropropane	<	0.5		ug/L	
OU7	W-832-3209	3/4/21		1,3-Dichlorobenzene	<	0.5		ug/L	
OU7	W-832-3209	3/4/21		1,4-Dichlorobenzene	<	0.5		ug/L	
OU7	W-832-3209	3/4/21		2-Chloroethylvinylether	<	10		ug/L	
OU7	W-832-3209	3/4/21		Bromodichloromethane	<	0.5		ug/L	
OU7	W-832-3209	3/4/21		Bromoform	<	0.5		ug/L	
OU7	W-832-3209	3/4/21		Bromomethane	<	1		ug/L	
OU7	W-832-3209	3/4/21		Carbon tetrachloride	<	0.5		ug/L	
OU7	W-832-3209	3/4/21		Chlorobenzene	<	0.5		ug/L	
OU7	W-832-3209	3/4/21		Chloroethane	<	0.5		ug/L	
OU7	W-832-3209	3/4/21		Chloroform	<	0.5		ug/L	
OU7	W-832-3209	3/4/21		Chloromethane	<	0.5		ug/L	
OU7	W-832-3209	3/4/21		cis-1,2-Dichloroethene	<	0.5		ug/L	
OU7	W-832-3209	3/4/21		cis-1,3-Dichloropropene	<	0.5		ug/L	
OU7	W-832-3209	3/4/21		Dibromochloromethane	<	0.5		ug/L	
OU7	W-832-3209	3/4/21		Dichlorodifluoromethane	<	0.5		ug/L	
OU7	W-832-3209	3/4/21		Methylene chloride	<	1		ug/L	
OU7	W-832-3209	3/4/21		Tetrachloroethene	<	0.5		ug/L	
OU7	W-832-3209	3/4/21		trans-1,2-Dichloroethene	<	0.5		ug/L	
OU7	W-832-3209	3/4/21		trans-1,3-Dichloropropene	<	0.5		ug/L	
OU7	W-832-3209	3/4/21		Trichloroethene		9.2		ug/L	
OU7	W-832-3209	3/4/21		Trichlorofluoromethane	<	0.5		ug/L	
OU7	W-832-3209	3/4/21		Trichlorotrifluoroethane	<	0.5		ug/L	
OU7	W-832-3209	3/4/21		Vinyl chloride	<	0.5		ug/L	
OU7	W-832-3209	3/4/21		Field Oxidation Potential (Eh)		186		mVolts	
OU7	W-832-3209	3/4/21		Field pH		7.26		Units	
OU7	W-832-3209	3/4/21		Field Specific Conductance		1645		umhos/cm	
OU7	W-832-3209	3/4/21		Field Temperature		20.4		Degrees C	
OU7	W-832-3209	3/4/21	DUP	Nitrate (as NO3)		58		mg/L	D
OU7	W-832-3209	3/4/21	DUP	Perchlorate	<	4		ug/L	
OU7	W-832-3209	3/4/21	DUP	1,1-Dichloroethane	<	0.5		ug/L	
OU7	W-832-3209	3/4/21	DUP	1,1-Dichloroethene	<	0.5		ug/L	
OU7	W-832-3209	3/4/21	DUP	1,1,1-Trichloroethane	<	0.5		ug/L	
OU7	W-832-3209	3/4/21	DUP	1,1,2-Trichloroethane	<	0.5		ug/L	
OU7	W-832-3209	3/4/21	DUP	1,1,2,2-Tetrachloroethane	<	0.5		ug/L	
OU7	W-832-3209	3/4/21	DUP	1,2-Dichlorobenzene	<	0.5		ug/L	

Attachment 1. Table 1. Groundwater analytical data, Site 300, 2021.

OU	Location	Date	Sample Type	Parameter	LOS Indicator	Result	Error	Units	QA Flag
OU7	W-832-3209	3/4/21	DUP	1,2-Dichloroethane	<	0.5		ug/L	
OU7	W-832-3209	3/4/21	DUP	1,2-Dichloroethene (total)	<	1		ug/L	
OU7	W-832-3209	3/4/21	DUP	1,2-Dichloropropane	<	0.5		ug/L	
OU7	W-832-3209	3/4/21	DUP	1,3-Dichlorobenzene	<	0.5		ug/L	
OU7	W-832-3209	3/4/21	DUP	1,4-Dichlorobenzene	<	0.5		ug/L	
OU7	W-832-3209	3/4/21	DUP	2-Chloroethylvinylether	<	1		ug/L	
OU7	W-832-3209	3/4/21	DUP	Bromodichloromethane	<	0.5		ug/L	
OU7	W-832-3209	3/4/21	DUP	Bromoform	<	0.5		ug/L	
OU7	W-832-3209	3/4/21	DUP	Bromomethane	<	0.5		ug/L	
OU7	W-832-3209	3/4/21	DUP	Carbon tetrachloride	<	0.5		ug/L	
OU7	W-832-3209	3/4/21	DUP	Chlorobenzene	<	0.5		ug/L	
OU7	W-832-3209	3/4/21	DUP	Chloroethane	<	0.5		ug/L	
OU7	W-832-3209	3/4/21	DUP	Chloroform	<	0.5		ug/L	
OU7	W-832-3209	3/4/21	DUP	Chloromethane	<	0.5		ug/L	
OU7	W-832-3209	3/4/21	DUP	cis-1,2-Dichloroethene	<	0.5		ug/L	
OU7	W-832-3209	3/4/21	DUP	cis-1,3-Dichloropropene	<	0.5		ug/L	
OU7	W-832-3209	3/4/21	DUP	Dibromochloromethane	<	0.5		ug/L	
OU7	W-832-3209	3/4/21	DUP	Dichlorodifluoromethane	<	0.5		ug/L	
OU7	W-832-3209	3/4/21	DUP	Methylene chloride	<	0.5		ug/L	
OU7	W-832-3209	3/4/21	DUP	Tetrachloroethene	<	0.5		ug/L	
OU7	W-832-3209	3/4/21	DUP	trans-1,2-Dichloroethene	<	0.5		ug/L	
OU7	W-832-3209	3/4/21	DUP	trans-1,3-Dichloropropene	<	0.5		ug/L	
OU7	W-832-3209	3/4/21	DUP	Trichloroethene		8.1		ug/L	
OU7	W-832-3209	3/4/21	DUP	Trichlorofluoromethane	<	0.5		ug/L	
OU7	W-832-3209	3/4/21	DUP	Trichlorotrifluoroethane	<	0.5		ug/L	
OU7	W-832-3209	3/4/21	DUP	Vinyl chloride	<	0.5		ug/L	
OU7	W-832-3209	5/3/21		1,1-Dichloroethane	<	0.5		ug/L	
OU7	W-832-3209	5/3/21		1,1-Dichloroethene	<	0.5		ug/L	
OU7	W-832-3209	5/3/21		1,1,1-Trichloroethane	<	0.5		ug/L	
OU7	W-832-3209	5/3/21		1,1,2-Trichloroethane	<	0.5		ug/L	
OU7	W-832-3209	5/3/21		1,1,2,2-Tetrachloroethane	<	0.5		ug/L	
OU7	W-832-3209	5/3/21		1,2-Dichlorobenzene	<	0.5		ug/L	
OU7	W-832-3209	5/3/21		1,2-Dichloroethane	<	0.5		ug/L	
OU7	W-832-3209	5/3/21		1,2-Dichloroethene (total)	<	1		ug/L	
OU7	W-832-3209	5/3/21		1,2-Dichloropropane	<	0.5		ug/L	
OU7	W-832-3209	5/3/21		1,3-Dichlorobenzene	<	0.5		ug/L	
OU7	W-832-3209	5/3/21		1,4-Dichlorobenzene	<	0.5		ug/L	
OU7	W-832-3209	5/3/21		2-Chloroethylvinylether	<	10		ug/L	
OU7	W-832-3209	5/3/21		Bromodichloromethane	<	0.5		ug/L	
OU7	W-832-3209	5/3/21		Bromoform	<	0.5		ug/L	
OU7	W-832-3209	5/3/21		Bromomethane	<	1		ug/L	
OU7	W-832-3209	5/3/21		Carbon tetrachloride	<	0.5		ug/L	
OU7	W-832-3209	5/3/21		Chlorobenzene	<	0.5		ug/L	
OU7	W-832-3209	5/3/21		Chloroethane	<	0.5		ug/L	
OU7	W-832-3209	5/3/21		Chloroform	<	0.5		ug/L	
OU7	W-832-3209	5/3/21		Chloromethane	<	0.5		ug/L	
OU7	W-832-3209	5/3/21		cis-1,2-Dichloroethene	<	0.5		ug/L	
OU7	W-832-3209	5/3/21		cis-1,3-Dichloropropene	<	0.5		ug/L	
OU7	W-832-3209	5/3/21		Dibromochloromethane	<	0.5		ug/L	
OU7	W-832-3209	5/3/21		Dichlorodifluoromethane	<	0.5		ug/L	
OU7	W-832-3209	5/3/21		Methylene chloride	<	1		ug/L	
OU7	W-832-3209	5/3/21		Tetrachloroethene	<	0.5		ug/L	
OU7	W-832-3209	5/3/21		trans-1,2-Dichloroethene	<	0.5		ug/L	
OU7	W-832-3209	5/3/21		trans-1,3-Dichloropropene	<	0.5		ug/L	
OU7	W-832-3209	5/3/21		Trichloroethene		16		ug/L	
OU7	W-832-3209	5/3/21		Trichlorofluoromethane	<	0.5		ug/L	
OU7	W-832-3209	5/3/21		Trichlorotrifluoroethane	<	0.5		ug/L	
OU7	W-832-3209	5/3/21		Vinyl chloride	<	0.5		ug/L	
OU7	W-832-3209	5/3/21		Field Oxidation Potential (Eh)		170		mVolts	
OU7	W-832-3209	5/3/21		Field pH		9.46		Units	
OU7	W-832-3209	5/3/21		Field Specific Conductance		1894		umhos/cm	
OU7	W-832-3209	5/3/21		Field Temperature		21		Degrees C	
OU7	W-832-3209	5/3/21	DUP	1,1-Dichloroethane	<	0.5		ug/L	
OU7	W-832-3209	5/3/21	DUP	1,1-Dichloroethane	<	0.5		ug/L	
OU7	W-832-3209	5/3/21	DUP	1,1-Dichloroethene	<	0.5		ug/L	
OU7	W-832-3209	5/3/21	DUP	1,1-Dichloroethene	<	0.5		ug/L	

Attachment 1. Table 1. Groundwater analytical data, Site 300, 2021.

OU	Location	Date	Sample Type	Parameter	LOS Indicator	Result	Error	Units	QA Flag
OU7	W-832-3209	5/3/21	DUP	1,1,1-Trichloroethane	<	0.5		ug/L	
OU7	W-832-3209	5/3/21	DUP	1,1,1-Trichloroethane	<	0.5		ug/L	
OU7	W-832-3209	5/3/21	DUP	1,1,2-Trichloroethane	<	0.5		ug/L	
OU7	W-832-3209	5/3/21	DUP	1,1,2-Trichloroethane	<	0.5		ug/L	
OU7	W-832-3209	5/3/21	DUP	1,1,2,2-Tetrachloroethane	<	0.5		ug/L	
OU7	W-832-3209	5/3/21	DUP	1,1,2,2-Tetrachloroethane	<	0.5		ug/L	
OU7	W-832-3209	5/3/21	DUP	1,2-Dichlorobenzene	<	0.5		ug/L	
OU7	W-832-3209	5/3/21	DUP	1,2-Dichlorobenzene	<	0.5		ug/L	
OU7	W-832-3209	5/3/21	DUP	1,2-Dichloroethane	<	0.5		ug/L	
OU7	W-832-3209	5/3/21	DUP	1,2-Dichloroethane	<	0.5		ug/L	
OU7	W-832-3209	5/3/21	DUP	1,2-Dichloroethene (total)	<	1		ug/L	
OU7	W-832-3209	5/3/21	DUP	1,2-Dichloroethene (total)	<	1		ug/L	
OU7	W-832-3209	5/3/21	DUP	1,2-Dichloropropane	<	0.5		ug/L	
OU7	W-832-3209	5/3/21	DUP	1,2-Dichloropropane	<	0.5		ug/L	
OU7	W-832-3209	5/3/21	DUP	1,3-Dichlorobenzene	<	0.5		ug/L	
OU7	W-832-3209	5/3/21	DUP	1,3-Dichlorobenzene	<	0.5		ug/L	
OU7	W-832-3209	5/3/21	DUP	1,4-Dichlorobenzene	<	0.5		ug/L	
OU7	W-832-3209	5/3/21	DUP	1,4-Dichlorobenzene	<	0.5		ug/L	
OU7	W-832-3209	5/3/21	DUP	2-Chloroethylvinylether	<	10		ug/L	
OU7	W-832-3209	5/3/21	DUP	2-Chloroethylvinylether	<	1		ug/L	
OU7	W-832-3209	5/3/21	DUP	Bromodichloromethane	<	0.5		ug/L	
OU7	W-832-3209	5/3/21	DUP	Bromodichloromethane	<	0.5		ug/L	
OU7	W-832-3209	5/3/21	DUP	Bromoform	<	0.5		ug/L	
OU7	W-832-3209	5/3/21	DUP	Bromoform	<	0.5		ug/L	
OU7	W-832-3209	5/3/21	DUP	Bromomethane	<	1		ug/L	
OU7	W-832-3209	5/3/21	DUP	Bromomethane	<	0.5		ug/L	
OU7	W-832-3209	5/3/21	DUP	Carbon tetrachloride	<	0.5		ug/L	
OU7	W-832-3209	5/3/21	DUP	Carbon tetrachloride	<	0.5		ug/L	
OU7	W-832-3209	5/3/21	DUP	Chlorobenzene	<	0.5		ug/L	
OU7	W-832-3209	5/3/21	DUP	Chlorobenzene	<	0.5		ug/L	
OU7	W-832-3209	5/3/21	DUP	Chloroethane	<	0.5		ug/L	
OU7	W-832-3209	5/3/21	DUP	Chloroethane	<	0.5		ug/L	
OU7	W-832-3209	5/3/21	DUP	Chloroform	<	0.5		ug/L	
OU7	W-832-3209	5/3/21	DUP	Chloroform		1.4		ug/L	
OU7	W-832-3209	5/3/21	DUP	Chloromethane	<	0.5		ug/L	
OU7	W-832-3209	5/3/21	DUP	Chloromethane	<	0.5		ug/L	
OU7	W-832-3209	5/3/21	DUP	cis-1,2-Dichloroethene	<	0.5		ug/L	
OU7	W-832-3209	5/3/21	DUP	cis-1,2-Dichloroethene	<	0.5		ug/L	
OU7	W-832-3209	5/3/21	DUP	cis-1,3-Dichloropropene	<	0.5		ug/L	
OU7	W-832-3209	5/3/21	DUP	cis-1,3-Dichloropropene	<	0.5		ug/L	
OU7	W-832-3209	5/3/21	DUP	Dibromochloromethane	<	0.5		ug/L	
OU7	W-832-3209	5/3/21	DUP	Dibromochloromethane	<	0.5		ug/L	
OU7	W-832-3209	5/3/21	DUP	Dichlorodifluoromethane	<	0.5		ug/L	
OU7	W-832-3209	5/3/21	DUP	Dichlorodifluoromethane	<	0.5		ug/L	
OU7	W-832-3209	5/3/21	DUP	Methylene chloride	<	1		ug/L	
OU7	W-832-3209	5/3/21	DUP	Methylene chloride	<	0.5		ug/L	
OU7	W-832-3209	5/3/21	DUP	Tetrachloroethene	<	0.5		ug/L	
OU7	W-832-3209	5/3/21	DUP	Tetrachloroethene	<	0.5		ug/L	
OU7	W-832-3209	5/3/21	DUP	trans-1,2-Dichloroethene	<	0.5		ug/L	
OU7	W-832-3209	5/3/21	DUP	trans-1,2-Dichloroethene	<	0.5		ug/L	
OU7	W-832-3209	5/3/21	DUP	trans-1,3-Dichloropropene	<	0.5		ug/L	
OU7	W-832-3209	5/3/21	DUP	trans-1,3-Dichloropropene	<	0.5		ug/L	
OU7	W-832-3209	5/3/21	DUP	Trichloroethene		16		ug/L	
OU7	W-832-3209	5/3/21	DUP	Trichloroethene		17		ug/L	
OU7	W-832-3209	5/3/21	DUP	Trichlorofluoromethane	<	0.5		ug/L	
OU7	W-832-3209	5/3/21	DUP	Trichlorofluoromethane	<	0.5		ug/L	
OU7	W-832-3209	5/3/21	DUP	Trichlorotrifluoroethane	<	0.5		ug/L	
OU7	W-832-3209	5/3/21	DUP	Trichlorotrifluoroethane	<	0.5		ug/L	
OU7	W-832-3209	5/3/21	DUP	Vinyl chloride	<	0.5		ug/L	
OU7	W-832-3209	5/3/21	DUP	Vinyl chloride	<	0.5		ug/L	
OU7	W-832-3209	9/7/21		Perchlorate	<	2		ug/L	
OU7	W-832-3209	9/7/21		1,1-Dichloroethane	<	0.5		ug/L	
OU7	W-832-3209	9/7/21		1,1-Dichloroethene	<	0.5		ug/L	
OU7	W-832-3209	9/7/21		1,1,1-Trichloroethane	<	0.5		ug/L	
OU7	W-832-3209	9/7/21		1,1,2-Trichloroethane	<	0.5		ug/L	
OU7	W-832-3209	9/7/21		1,1,2,2-Tetrachloroethane	<	0.5		ug/L	

Attachment 1. Table 1. Groundwater analytical data, Site 300, 2021.

OU	Location	Date	Sample Type	Parameter	LOS Indicator	Result	Error	Units	QA Flag
OU7	W-832-3209	9/7/21		1,2-Dichlorobenzene	<	0.5		ug/L	
OU7	W-832-3209	9/7/21		1,2-Dichloroethane	<	0.5		ug/L	
OU7	W-832-3209	9/7/21		1,2-Dichloroethene (total)	<	1		ug/L	
OU7	W-832-3209	9/7/21		1,2-Dichloropropane	<	0.5		ug/L	
OU7	W-832-3209	9/7/21		1,3-Dichlorobenzene	<	0.5		ug/L	
OU7	W-832-3209	9/7/21		1,4-Dichlorobenzene	<	0.5		ug/L	
OU7	W-832-3209	9/7/21		2-Chloroethylvinylether	<	1		ug/L	
OU7	W-832-3209	9/7/21		Bromodichloromethane	<	0.5		ug/L	
OU7	W-832-3209	9/7/21		Bromoform	<	0.5		ug/L	
OU7	W-832-3209	9/7/21		Bromomethane	<	0.5		ug/L	
OU7	W-832-3209	9/7/21		Carbon tetrachloride	<	0.5		ug/L	
OU7	W-832-3209	9/7/21		Chlorobenzene	<	0.5		ug/L	
OU7	W-832-3209	9/7/21		Chloroethane	<	0.5		ug/L	
OU7	W-832-3209	9/7/21		Chloroform	<	0.5		ug/L	
OU7	W-832-3209	9/7/21		Chloromethane	<	0.5		ug/L	
OU7	W-832-3209	9/7/21		cis-1,2-Dichloroethene	<	0.5		ug/L	
OU7	W-832-3209	9/7/21		cis-1,3-Dichloropropene	<	0.5		ug/L	
OU7	W-832-3209	9/7/21		Dibromochloromethane	<	0.5		ug/L	
OU7	W-832-3209	9/7/21		Dichlorodifluoromethane	<	0.5		ug/L	
OU7	W-832-3209	9/7/21		Methylene chloride	<	0.5		ug/L	
OU7	W-832-3209	9/7/21		Tetrachloroethene	<	0.5		ug/L	
OU7	W-832-3209	9/7/21		trans-1,2-Dichloroethene	<	0.5		ug/L	
OU7	W-832-3209	9/7/21		trans-1,3-Dichloropropene	<	0.5		ug/L	
OU7	W-832-3209	9/7/21		Trichloroethene		14		ug/L	
OU7	W-832-3209	9/7/21		Trichlorofluoromethane	<	0.5		ug/L	
OU7	W-832-3209	9/7/21		Trichlorotrifluoroethane	<	0.5		ug/L	
OU7	W-832-3209	9/7/21		Vinyl chloride	<	0.5		ug/L	
OU7	W-832-3209	9/7/21		Field Oxidation Potential (Eh)		110		mVolts	
OU7	W-832-3209	9/7/21		Field pH		7.87		Units	
OU7	W-832-3209	9/7/21		Field Specific Conductance		1634		umhos/cm	
OU7	W-832-3209	9/7/21		Field Temperature		23.9		Degrees C	
OU7	W-832-3209	9/14/21		Nitrate (as NO3)		54		mg/L	D
OU7	W-832-3209	9/14/21		Field Oxidation Potential (Eh)		111		mVolts	
OU7	W-832-3209	9/14/21		Field pH		7.86		Units	
OU7	W-832-3209	9/14/21		Field Specific Conductance		1630		umhos/cm	
OU7	W-832-3209	9/14/21		Field Temperature		23.4		Degrees C	
OU7	W-832-3209	10/27/21		1,1-Dichloroethane	<	0.5		ug/L	
OU7	W-832-3209	10/27/21		1,1-Dichloroethene	<	0.5		ug/L	
OU7	W-832-3209	10/27/21		1,1,1-Trichloroethane	<	0.5		ug/L	
OU7	W-832-3209	10/27/21		1,1,2-Trichloroethane	<	0.5		ug/L	
OU7	W-832-3209	10/27/21		1,1,2,2-Tetrachloroethane	<	0.5		ug/L	
OU7	W-832-3209	10/27/21		1,2-Dichlorobenzene	<	0.5		ug/L	
OU7	W-832-3209	10/27/21		1,2-Dichloroethane	<	0.5		ug/L	
OU7	W-832-3209	10/27/21		1,2-Dichloroethene (total)	<	1		ug/L	
OU7	W-832-3209	10/27/21		1,2-Dichloropropane	<	0.5		ug/L	
OU7	W-832-3209	10/27/21		1,3-Dichlorobenzene	<	0.5		ug/L	
OU7	W-832-3209	10/27/21		1,4-Dichlorobenzene	<	0.5		ug/L	
OU7	W-832-3209	10/27/21		2-Chloroethylvinylether	<	10		ug/L	
OU7	W-832-3209	10/27/21		Bromodichloromethane	<	0.5		ug/L	
OU7	W-832-3209	10/27/21		Bromoform	<	0.5		ug/L	
OU7	W-832-3209	10/27/21		Bromomethane	<	1		ug/L	
OU7	W-832-3209	10/27/21		Carbon tetrachloride	<	0.5		ug/L	
OU7	W-832-3209	10/27/21		Chlorobenzene	<	0.5		ug/L	
OU7	W-832-3209	10/27/21		Chloroethane	<	0.5		ug/L	
OU7	W-832-3209	10/27/21		Chloroform	<	0.5		ug/L	
OU7	W-832-3209	10/27/21		Chloromethane	<	0.5		ug/L	
OU7	W-832-3209	10/27/21		cis-1,2-Dichloroethene	<	0.5		ug/L	
OU7	W-832-3209	10/27/21		cis-1,3-Dichloropropene	<	0.5		ug/L	
OU7	W-832-3209	10/27/21		Dibromochloromethane	<	0.5		ug/L	
OU7	W-832-3209	10/27/21		Dichlorodifluoromethane	<	0.5		ug/L	
OU7	W-832-3209	10/27/21		Methylene chloride	<	1		ug/L	
OU7	W-832-3209	10/27/21		Tetrachloroethene	<	0.5		ug/L	
OU7	W-832-3209	10/27/21		trans-1,2-Dichloroethene	<	0.5		ug/L	
OU7	W-832-3209	10/27/21		trans-1,3-Dichloropropene	<	0.5		ug/L	
OU7	W-832-3209	10/27/21		Trichloroethene		21		ug/L	
OU7	W-832-3209	10/27/21		Trichlorofluoromethane	<	0.5		ug/L	

Attachment 1. Table 1. Groundwater analytical data, Site 300, 2021.

OU	Location	Date	Sample Type	Parameter	LOS Indicator	Result	Error	Units	QA Flag
OU7	W-832-3209	10/27/21		Trichlorotrifluoroethane	<	0.5		ug/L	
OU7	W-832-3209	10/27/21		Vinyl chloride	<	0.5		ug/L	
OU7	W-832-3209	10/27/21		Field Oxidation Potential (Eh)		32		mVolts	
OU7	W-832-3209	10/27/21		Field pH		7.63		Units	
OU7	W-832-3209	10/27/21		Field Specific Conductance		1548		umhos/cm	
OU7	W-832-3209	10/27/21		Field Temperature		19.8		Degrees C	
OU7	W-832-3210	3/4/21		Nitrate (as NO3)		14		mg/L	D
OU7	W-832-3210	3/4/21		Perchlorate	<	4		ug/L	
OU7	W-832-3210	3/4/21		1,1-Dichloroethane	<	0.5		ug/L	
OU7	W-832-3210	3/4/21		1,1-Dichloroethene	<	0.5		ug/L	
OU7	W-832-3210	3/4/21		1,1,1-Trichloroethane	<	0.5		ug/L	
OU7	W-832-3210	3/4/21		1,1,2-Trichloroethane	<	0.5		ug/L	
OU7	W-832-3210	3/4/21		1,1,2,2-Tetrachloroethane	<	0.5		ug/L	
OU7	W-832-3210	3/4/21		1,2-Dichlorobenzene	<	0.5		ug/L	
OU7	W-832-3210	3/4/21		1,2-Dichloroethane	<	0.5		ug/L	
OU7	W-832-3210	3/4/21		1,2-Dichloroethene (total)	<	1		ug/L	
OU7	W-832-3210	3/4/21		1,2-Dichloropropane	<	0.5		ug/L	
OU7	W-832-3210	3/4/21		1,3-Dichlorobenzene	<	0.5		ug/L	
OU7	W-832-3210	3/4/21		1,4-Dichlorobenzene	<	0.5		ug/L	
OU7	W-832-3210	3/4/21		2-Chloroethylvinylether	<	10		ug/L	
OU7	W-832-3210	3/4/21		Bromodichloromethane	<	0.5		ug/L	
OU7	W-832-3210	3/4/21		Bromoform	<	0.5		ug/L	
OU7	W-832-3210	3/4/21		Bromomethane	<	1		ug/L	
OU7	W-832-3210	3/4/21		Carbon tetrachloride	<	0.5		ug/L	
OU7	W-832-3210	3/4/21		Chlorobenzene	<	0.5		ug/L	
OU7	W-832-3210	3/4/21		Chloroethane	<	0.5		ug/L	
OU7	W-832-3210	3/4/21		Chloroform	<	0.5		ug/L	
OU7	W-832-3210	3/4/21		Chloromethane	<	0.5		ug/L	
OU7	W-832-3210	3/4/21		cis-1,2-Dichloroethene	<	0.5		ug/L	
OU7	W-832-3210	3/4/21		cis-1,3-Dichloropropene	<	0.5		ug/L	
OU7	W-832-3210	3/4/21		Dibromochloromethane	<	0.5		ug/L	
OU7	W-832-3210	3/4/21		Dichlorodifluoromethane	<	0.5		ug/L	
OU7	W-832-3210	3/4/21		Methylene chloride	<	1		ug/L	
OU7	W-832-3210	3/4/21		Tetrachloroethene	<	0.5		ug/L	
OU7	W-832-3210	3/4/21		trans-1,2-Dichloroethene	<	0.5		ug/L	
OU7	W-832-3210	3/4/21		trans-1,3-Dichloropropene	<	0.5		ug/L	
OU7	W-832-3210	3/4/21		Trichloroethene		10		ug/L	
OU7	W-832-3210	3/4/21		Trichlorofluoromethane	<	0.5		ug/L	
OU7	W-832-3210	3/4/21		Trichlorotrifluoroethane	<	0.5		ug/L	
OU7	W-832-3210	3/4/21		Vinyl chloride	<	0.5		ug/L	
OU7	W-832-3210	3/4/21		Field Oxidation Potential (Eh)		159		mVolts	
OU7	W-832-3210	3/4/21		Field pH		7.41		Units	
OU7	W-832-3210	3/4/21		Field Specific Conductance		2903		umhos/cm	
OU7	W-832-3210	3/4/21		Field Temperature		16		Degrees C	
OU7	W-832-3210	5/3/21		1,1-Dichloroethane	<	0.5		ug/L	
OU7	W-832-3210	5/3/21		1,1-Dichloroethene	<	0.5		ug/L	
OU7	W-832-3210	5/3/21		1,1,1-Trichloroethane	<	0.5		ug/L	
OU7	W-832-3210	5/3/21		1,1,2-Trichloroethane	<	0.5		ug/L	
OU7	W-832-3210	5/3/21		1,1,2,2-Tetrachloroethane	<	0.5		ug/L	
OU7	W-832-3210	5/3/21		1,2-Dichlorobenzene	<	0.5		ug/L	
OU7	W-832-3210	5/3/21		1,2-Dichloroethane	<	0.5		ug/L	
OU7	W-832-3210	5/3/21		1,2-Dichloroethene (total)	<	1		ug/L	
OU7	W-832-3210	5/3/21		1,2-Dichloropropane	<	0.5		ug/L	
OU7	W-832-3210	5/3/21		1,3-Dichlorobenzene	<	0.5		ug/L	
OU7	W-832-3210	5/3/21		1,4-Dichlorobenzene	<	0.5		ug/L	
OU7	W-832-3210	5/3/21		2-Chloroethylvinylether	<	10		ug/L	
OU7	W-832-3210	5/3/21		Bromodichloromethane	<	0.5		ug/L	
OU7	W-832-3210	5/3/21		Bromoform	<	0.5		ug/L	
OU7	W-832-3210	5/3/21		Bromomethane	<	1		ug/L	
OU7	W-832-3210	5/3/21		Carbon tetrachloride	<	0.5		ug/L	
OU7	W-832-3210	5/3/21		Chlorobenzene	<	0.5		ug/L	
OU7	W-832-3210	5/3/21		Chloroethane	<	0.5		ug/L	
OU7	W-832-3210	5/3/21		Chloroform	<	0.5		ug/L	
OU7	W-832-3210	5/3/21		Chloromethane	<	0.5		ug/L	
OU7	W-832-3210	5/3/21		cis-1,2-Dichloroethene	<	0.5		ug/L	
OU7	W-832-3210	5/3/21		cis-1,3-Dichloropropene	<	0.5		ug/L	

Attachment 1. Table 1. Groundwater analytical data, Site 300, 2021.

OU	Location	Date	Sample Type	Parameter	LOS Indicator	Result	Error	Units	QA Flag
OU7	W-832-3210	5/3/21		Dibromochloromethane	<	0.5		ug/L	
OU7	W-832-3210	5/3/21		Dichlorodifluoromethane	<	0.5		ug/L	
OU7	W-832-3210	5/3/21		Methylene chloride	<	1		ug/L	
OU7	W-832-3210	5/3/21		Tetrachloroethene	<	0.5		ug/L	
OU7	W-832-3210	5/3/21		trans-1,2-Dichloroethene	<	0.5		ug/L	
OU7	W-832-3210	5/3/21		trans-1,3-Dichloropropene	<	0.5		ug/L	
OU7	W-832-3210	5/3/21		Trichloroethene		10		ug/L	
OU7	W-832-3210	5/3/21		Trichlorofluoromethane	<	0.5		ug/L	
OU7	W-832-3210	5/3/21		Trichlorotrifluoroethane	<	0.5		ug/L	
OU7	W-832-3210	5/3/21		Vinyl chloride	<	0.5		ug/L	
OU7	W-832-3210	5/3/21		Field Oxidation Potential (Eh)		139		mVolts	
OU7	W-832-3210	5/3/21		Field pH		7.88		Units	
OU7	W-832-3210	5/3/21		Field Specific Conductance		2794		umhos/cm	
OU7	W-832-3210	5/3/21		Field Temperature		21.4		Degrees C	
OU7	W-832-3210	9/9/21		Nitrate (as NO3)		23		mg/L	D
OU7	W-832-3210	9/9/21		Perchlorate		4.4		ug/L	
OU7	W-832-3210	9/9/21		1,1-Dichloroethane	<	0.5		ug/L	
OU7	W-832-3210	9/9/21		1,1-Dichloroethene	<	0.5		ug/L	
OU7	W-832-3210	9/9/21		1,1,1-Trichloroethane	<	0.5		ug/L	
OU7	W-832-3210	9/9/21		1,1,2-Trichloroethane	<	0.5		ug/L	
OU7	W-832-3210	9/9/21		1,1,2,2-Tetrachloroethane	<	0.5		ug/L	
OU7	W-832-3210	9/9/21		1,2-Dichlorobenzene	<	0.5		ug/L	
OU7	W-832-3210	9/9/21		1,2-Dichloroethane	<	0.5		ug/L	
OU7	W-832-3210	9/9/21		1,2-Dichloroethene (total)	<	1		ug/L	
OU7	W-832-3210	9/9/21		1,2-Dichloropropane	<	0.5		ug/L	
OU7	W-832-3210	9/9/21		1,3-Dichlorobenzene	<	0.5		ug/L	
OU7	W-832-3210	9/9/21		1,4-Dichlorobenzene	<	0.5		ug/L	
OU7	W-832-3210	9/9/21		2-Chloroethylvinylether	<	1		ug/L	
OU7	W-832-3210	9/9/21		Bromodichloromethane	<	0.5		ug/L	
OU7	W-832-3210	9/9/21		Bromoform	<	0.5		ug/L	
OU7	W-832-3210	9/9/21		Bromomethane	<	0.5		ug/L	
OU7	W-832-3210	9/9/21		Carbon tetrachloride	<	0.5		ug/L	
OU7	W-832-3210	9/9/21		Chlorobenzene	<	0.5		ug/L	
OU7	W-832-3210	9/9/21		Chloroethane	<	0.5		ug/L	
OU7	W-832-3210	9/9/21		Chloroform	<	0.5		ug/L	
OU7	W-832-3210	9/9/21		Chloromethane	<	0.5		ug/L	
OU7	W-832-3210	9/9/21		cis-1,2-Dichloroethene	<	0.5		ug/L	
OU7	W-832-3210	9/9/21		cis-1,3-Dichloropropene	<	0.5		ug/L	
OU7	W-832-3210	9/9/21		Dibromochloromethane	<	0.5		ug/L	
OU7	W-832-3210	9/9/21		Dichlorodifluoromethane	<	0.5		ug/L	
OU7	W-832-3210	9/9/21		Methylene chloride	<	0.5		ug/L	
OU7	W-832-3210	9/9/21		Tetrachloroethene	<	0.5		ug/L	
OU7	W-832-3210	9/9/21		trans-1,2-Dichloroethene	<	0.5		ug/L	
OU7	W-832-3210	9/9/21		trans-1,3-Dichloropropene	<	0.5		ug/L	
OU7	W-832-3210	9/9/21		Trichloroethene		14		ug/L	
OU7	W-832-3210	9/9/21		Trichlorofluoromethane	<	0.5		ug/L	
OU7	W-832-3210	9/9/21		Trichlorotrifluoroethane	<	0.5		ug/L	
OU7	W-832-3210	9/9/21		Vinyl chloride	<	0.5		ug/L	
OU7	W-832-3210	9/9/21		Field Oxidation Potential (Eh)		92		mVolts	
OU7	W-832-3210	9/9/21		Field pH		8.17		Units	
OU7	W-832-3210	9/9/21		Field Specific Conductance		2780		umhos/cm	
OU7	W-832-3210	9/9/21		Field Temperature		24.4		Degrees C	
OU7	W-832-3210	10/27/21		1,1-Dichloroethane	<	0.5		ug/L	
OU7	W-832-3210	10/27/21		1,1-Dichloroethene	<	0.5		ug/L	
OU7	W-832-3210	10/27/21		1,1,1-Trichloroethane	<	0.5		ug/L	
OU7	W-832-3210	10/27/21		1,1,2-Trichloroethane	<	0.5		ug/L	
OU7	W-832-3210	10/27/21		1,1,2,2-Tetrachloroethane	<	0.5		ug/L	
OU7	W-832-3210	10/27/21		1,2-Dichlorobenzene	<	0.5		ug/L	
OU7	W-832-3210	10/27/21		1,2-Dichloroethane	<	0.5		ug/L	
OU7	W-832-3210	10/27/21		1,2-Dichloroethene (total)	<	1		ug/L	
OU7	W-832-3210	10/27/21		1,2-Dichloropropane	<	0.5		ug/L	
OU7	W-832-3210	10/27/21		1,3-Dichlorobenzene	<	0.5		ug/L	
OU7	W-832-3210	10/27/21		1,4-Dichlorobenzene	<	0.5		ug/L	
OU7	W-832-3210	10/27/21		2-Chloroethylvinylether	<	10		ug/L	
OU7	W-832-3210	10/27/21		Bromodichloromethane	<	0.5		ug/L	
OU7	W-832-3210	10/27/21		Bromoform	<	0.5		ug/L	

Attachment 1. Table 1. Groundwater analytical data, Site 300, 2021.

OU	Location	Date	Sample Type	Parameter	LOS Indicator	Result	Error	Units	QA Flag
OU7	W-832-3210	10/27/21		Bromomethane	<	1		ug/L	
OU7	W-832-3210	10/27/21		Carbon tetrachloride	<	0.5		ug/L	
OU7	W-832-3210	10/27/21		Chlorobenzene	<	0.5		ug/L	
OU7	W-832-3210	10/27/21		Chloroethane	<	0.5		ug/L	
OU7	W-832-3210	10/27/21		Chloroform	<	0.5		ug/L	
OU7	W-832-3210	10/27/21		Chloromethane	<	0.5		ug/L	
OU7	W-832-3210	10/27/21		cis-1,2-Dichloroethene	<	0.5		ug/L	
OU7	W-832-3210	10/27/21		cis-1,3-Dichloropropene	<	0.5		ug/L	
OU7	W-832-3210	10/27/21		Dibromochloromethane	<	0.5		ug/L	
OU7	W-832-3210	10/27/21		Dichlorodifluoromethane	<	0.5		ug/L	
OU7	W-832-3210	10/27/21		Methylene chloride	<	1		ug/L	
OU7	W-832-3210	10/27/21		Tetrachloroethene	<	0.5		ug/L	
OU7	W-832-3210	10/27/21		trans-1,2-Dichloroethene	<	0.5		ug/L	
OU7	W-832-3210	10/27/21		trans-1,3-Dichloropropene	<	0.5		ug/L	
OU7	W-832-3210	10/27/21		Trichloroethene		18		ug/L	
OU7	W-832-3210	10/27/21		Trichlorofluoromethane	<	0.5		ug/L	
OU7	W-832-3210	10/27/21		Trichlorotrifluoroethane	<	0.5		ug/L	
OU7	W-832-3210	10/27/21		Vinyl chloride	<	0.5		ug/L	
OU7	W-832-3210	10/27/21		Field Oxidation Potential (Eh)		48		mVolts	
OU7	W-832-3210	10/27/21		Field pH		7.63		Units	
OU7	W-832-3210	10/27/21		Field Specific Conductance		2847		umhos/cm	
OU7	W-832-3210	10/27/21		Field Temperature		20		Degrees C	
OU7	W-832-3210	10/27/21	DUP	1,1-Dichloroethane	<	0.5		ug/L	
OU7	W-832-3210	10/27/21	DUP	1,1-Dichloroethene	<	0.5		ug/L	
OU7	W-832-3210	10/27/21	DUP	1,1,1-Trichloroethane	<	0.5		ug/L	
OU7	W-832-3210	10/27/21	DUP	1,1,2-Trichloroethane	<	0.5		ug/L	
OU7	W-832-3210	10/27/21	DUP	1,1,2,2-Tetrachloroethane	<	0.5		ug/L	
OU7	W-832-3210	10/27/21	DUP	1,2-Dichlorobenzene	<	0.5		ug/L	
OU7	W-832-3210	10/27/21	DUP	1,2-Dichloroethane	<	0.5		ug/L	
OU7	W-832-3210	10/27/21	DUP	1,2-Dichloroethene (total)	<	1		ug/L	
OU7	W-832-3210	10/27/21	DUP	1,2-Dichloropropane	<	0.5		ug/L	
OU7	W-832-3210	10/27/21	DUP	1,3-Dichlorobenzene	<	0.5		ug/L	
OU7	W-832-3210	10/27/21	DUP	1,4-Dichlorobenzene	<	0.5		ug/L	
OU7	W-832-3210	10/27/21	DUP	2-Chloroethylvinylether	<	10		ug/L	
OU7	W-832-3210	10/27/21	DUP	Bromodichloromethane	<	0.5		ug/L	
OU7	W-832-3210	10/27/21	DUP	Bromoform	<	0.5		ug/L	
OU7	W-832-3210	10/27/21	DUP	Bromomethane	<	1		ug/L	
OU7	W-832-3210	10/27/21	DUP	Carbon tetrachloride	<	0.5		ug/L	
OU7	W-832-3210	10/27/21	DUP	Chlorobenzene	<	0.5		ug/L	
OU7	W-832-3210	10/27/21	DUP	Chloroethane	<	0.5		ug/L	
OU7	W-832-3210	10/27/21	DUP	Chloroform	<	0.5		ug/L	
OU7	W-832-3210	10/27/21	DUP	Chloromethane	<	0.5		ug/L	
OU7	W-832-3210	10/27/21	DUP	cis-1,2-Dichloroethene	<	0.5		ug/L	
OU7	W-832-3210	10/27/21	DUP	cis-1,3-Dichloropropene	<	0.5		ug/L	
OU7	W-832-3210	10/27/21	DUP	Dibromochloromethane	<	0.5		ug/L	
OU7	W-832-3210	10/27/21	DUP	Dichlorodifluoromethane	<	0.5		ug/L	
OU7	W-832-3210	10/27/21	DUP	Methylene chloride	<	1		ug/L	
OU7	W-832-3210	10/27/21	DUP	Tetrachloroethene	<	0.5		ug/L	
OU7	W-832-3210	10/27/21	DUP	trans-1,2-Dichloroethene	<	0.5		ug/L	
OU7	W-832-3210	10/27/21	DUP	trans-1,3-Dichloropropene	<	0.5		ug/L	
OU7	W-832-3210	10/27/21	DUP	Trichloroethene		18		ug/L	
OU7	W-832-3210	10/27/21	DUP	Trichlorofluoromethane	<	0.5		ug/L	
OU7	W-832-3210	10/27/21	DUP	Trichlorotrifluoroethane	<	0.5		ug/L	
OU7	W-832-3210	10/27/21	DUP	Vinyl chloride	<	0.5		ug/L	
OU7	W-832-3303	3/2/21		Nitrate (as NO3)		110		mg/L	D
OU7	W-832-3303	3/2/21		Perchlorate	<	4		ug/L	
OU7	W-832-3303	3/2/21		1,1-Dichloroethane	<	0.5		ug/L	
OU7	W-832-3303	3/2/21		1,1-Dichloroethene	<	0.5		ug/L	
OU7	W-832-3303	3/2/21		1,1,1-Trichloroethane	<	0.5		ug/L	
OU7	W-832-3303	3/2/21		1,1,2-Trichloroethane	<	0.5		ug/L	
OU7	W-832-3303	3/2/21		1,1,2,2-Tetrachloroethane	<	0.5		ug/L	
OU7	W-832-3303	3/2/21		1,2-Dichlorobenzene	<	0.5		ug/L	
OU7	W-832-3303	3/2/21		1,2-Dichloroethane	<	0.5		ug/L	
OU7	W-832-3303	3/2/21		1,2-Dichloroethene (total)	<	1		ug/L	
OU7	W-832-3303	3/2/21		1,2-Dichloropropane	<	0.5		ug/L	
OU7	W-832-3303	3/2/21		1,3-Dichlorobenzene	<	0.5		ug/L	

Attachment 1. Table 1. Groundwater analytical data, Site 300, 2021.

OU	Location	Date	Sample Type	Parameter	LOS Indicator	Result	Error	Units	QA Flag
OU7	W-832-3303	3/2/21		1,4-Dichlorobenzene	<	0.5		ug/L	
OU7	W-832-3303	3/2/21		2-Chloroethylvinylether	<	10		ug/L	
OU7	W-832-3303	3/2/21		Bromodichloromethane	<	0.5		ug/L	
OU7	W-832-3303	3/2/21		Bromoform	<	0.5		ug/L	
OU7	W-832-3303	3/2/21		Bromomethane	<	1		ug/L	
OU7	W-832-3303	3/2/21		Carbon tetrachloride	<	0.5		ug/L	
OU7	W-832-3303	3/2/21		Chlorobenzene	<	0.5		ug/L	
OU7	W-832-3303	3/2/21		Chloroethane	<	0.5		ug/L	
OU7	W-832-3303	3/2/21		Chloroform	<	0.5		ug/L	
OU7	W-832-3303	3/2/21		Chloromethane	<	0.5		ug/L	
OU7	W-832-3303	3/2/21		cis-1,2-Dichloroethene	<	0.5		ug/L	
OU7	W-832-3303	3/2/21		cis-1,3-Dichloropropene	<	0.5		ug/L	
OU7	W-832-3303	3/2/21		Dibromochloromethane	<	0.5		ug/L	
OU7	W-832-3303	3/2/21		Dichlorodifluoromethane	<	0.5		ug/L	
OU7	W-832-3303	3/2/21		Methylene chloride	<	1		ug/L	
OU7	W-832-3303	3/2/21		Tetrachloroethene	<	0.5		ug/L	
OU7	W-832-3303	3/2/21		trans-1,2-Dichloroethene	<	0.5		ug/L	
OU7	W-832-3303	3/2/21		trans-1,3-Dichloropropene	<	0.5		ug/L	
OU7	W-832-3303	3/2/21		Trichloroethene		0.55		ug/L	
OU7	W-832-3303	3/2/21		Trichlorofluoromethane	<	0.5		ug/L	
OU7	W-832-3303	3/2/21		Trichlorotrifluoroethane	<	0.5		ug/L	
OU7	W-832-3303	3/2/21		Vinyl chloride	<	0.5		ug/L	
OU7	W-832-3303	3/2/21		Field Oxidation Potential (Eh)		153		mVolts	
OU7	W-832-3303	3/2/21		Field pH		8.01		Units	
OU7	W-832-3303	3/2/21		Field Specific Conductance		2410		umhos/cm	
OU7	W-832-3303	3/2/21		Field Temperature		18.1		Degrees C	
OU7	W-832-3303	5/3/21		1,1-Dichloroethane	<	0.5		ug/L	
OU7	W-832-3303	5/3/21		1,1-Dichloroethene	<	0.5		ug/L	
OU7	W-832-3303	5/3/21		1,1,1-Trichloroethane	<	0.5		ug/L	
OU7	W-832-3303	5/3/21		1,1,2-Trichloroethane	<	0.5		ug/L	
OU7	W-832-3303	5/3/21		1,1,2,2-Tetrachloroethane	<	0.5		ug/L	
OU7	W-832-3303	5/3/21		1,2-Dichlorobenzene	<	0.5		ug/L	
OU7	W-832-3303	5/3/21		1,2-Dichloroethane	<	0.5		ug/L	
OU7	W-832-3303	5/3/21		1,2-Dichloroethene (total)	<	1		ug/L	
OU7	W-832-3303	5/3/21		1,2-Dichloropropane	<	0.5		ug/L	
OU7	W-832-3303	5/3/21		1,3-Dichlorobenzene	<	0.5		ug/L	
OU7	W-832-3303	5/3/21		1,4-Dichlorobenzene	<	0.5		ug/L	
OU7	W-832-3303	5/3/21		2-Chloroethylvinylether	<	10		ug/L	
OU7	W-832-3303	5/3/21		Bromodichloromethane	<	0.5		ug/L	
OU7	W-832-3303	5/3/21		Bromoform	<	0.5		ug/L	
OU7	W-832-3303	5/3/21		Bromomethane	<	1		ug/L	
OU7	W-832-3303	5/3/21		Carbon tetrachloride	<	0.5		ug/L	
OU7	W-832-3303	5/3/21		Chlorobenzene	<	0.5		ug/L	
OU7	W-832-3303	5/3/21		Chloroethane	<	0.5		ug/L	
OU7	W-832-3303	5/3/21		Chloroform	<	0.5		ug/L	
OU7	W-832-3303	5/3/21		Chloromethane	<	0.5		ug/L	
OU7	W-832-3303	5/3/21		cis-1,2-Dichloroethene	<	0.5		ug/L	
OU7	W-832-3303	5/3/21		cis-1,3-Dichloropropene	<	0.5		ug/L	
OU7	W-832-3303	5/3/21		Dibromochloromethane	<	0.5		ug/L	
OU7	W-832-3303	5/3/21		Dichlorodifluoromethane	<	0.5		ug/L	
OU7	W-832-3303	5/3/21		Methylene chloride	<	1		ug/L	
OU7	W-832-3303	5/3/21		Tetrachloroethene	<	0.5		ug/L	
OU7	W-832-3303	5/3/21		trans-1,2-Dichloroethene	<	0.5		ug/L	
OU7	W-832-3303	5/3/21		trans-1,3-Dichloropropene	<	0.5		ug/L	
OU7	W-832-3303	5/3/21		Trichloroethene		2.6		ug/L	
OU7	W-832-3303	5/3/21		Trichlorofluoromethane	<	0.5		ug/L	
OU7	W-832-3303	5/3/21		Trichlorotrifluoroethane	<	0.5		ug/L	
OU7	W-832-3303	5/3/21		Vinyl chloride	<	0.5		ug/L	
OU7	W-832-3303	5/3/21		Field Oxidation Potential (Eh)		106		mVolts	
OU7	W-832-3303	5/3/21		Field pH		7.94		Units	
OU7	W-832-3303	5/3/21		Field Specific Conductance		2433		umhos/cm	
OU7	W-832-3303	5/3/21		Field Temperature		20.1		Degrees C	
OU7	W-832-3303	9/9/21		Nitrate (as NO3)		72		mg/L	D
OU7	W-832-3303	9/9/21		Perchlorate		4.2		ug/L	
OU7	W-832-3303	9/9/21		1,1-Dichloroethane	<	0.5		ug/L	
OU7	W-832-3303	9/9/21		1,1-Dichloroethene	<	0.5		ug/L	

Attachment 1. Table 1. Groundwater analytical data, Site 300, 2021.

OU	Location	Date	Sample Type	Parameter	LOS Indicator	Result	Error	Units	QA Flag
OU7	W-832-3303	9/9/21		1,1,1-Trichloroethane	<	0.5		ug/L	
OU7	W-832-3303	9/9/21		1,1,2-Trichloroethane	<	0.5		ug/L	
OU7	W-832-3303	9/9/21		1,1,2,2-Tetrachloroethane	<	0.5		ug/L	
OU7	W-832-3303	9/9/21		1,2-Dichlorobenzene	<	0.5		ug/L	
OU7	W-832-3303	9/9/21		1,2-Dichloroethane	<	0.5		ug/L	
OU7	W-832-3303	9/9/21		1,2-Dichloroethene (total)	<	1		ug/L	
OU7	W-832-3303	9/9/21		1,2-Dichloropropane	<	0.5		ug/L	
OU7	W-832-3303	9/9/21		1,3-Dichlorobenzene	<	0.5		ug/L	
OU7	W-832-3303	9/9/21		1,4-Dichlorobenzene	<	0.5		ug/L	
OU7	W-832-3303	9/9/21		2-Chloroethylvinylether	<	1		ug/L	
OU7	W-832-3303	9/9/21		Bromodichloromethane	<	0.5		ug/L	
OU7	W-832-3303	9/9/21		Bromoform	<	0.5		ug/L	
OU7	W-832-3303	9/9/21		Bromomethane	<	0.5		ug/L	
OU7	W-832-3303	9/9/21		Carbon tetrachloride	<	0.5		ug/L	
OU7	W-832-3303	9/9/21		Chlorobenzene	<	0.5		ug/L	
OU7	W-832-3303	9/9/21		Chloroethane	<	0.5		ug/L	
OU7	W-832-3303	9/9/21		Chloroform	<	0.5		ug/L	
OU7	W-832-3303	9/9/21		Chloromethane	<	0.5		ug/L	
OU7	W-832-3303	9/9/21		cis-1,2-Dichloroethene	<	0.5		ug/L	
OU7	W-832-3303	9/9/21		cis-1,3-Dichloropropene	<	0.5		ug/L	
OU7	W-832-3303	9/9/21		Dibromochloromethane	<	0.5		ug/L	
OU7	W-832-3303	9/9/21		Dichlorodifluoromethane	<	0.5		ug/L	
OU7	W-832-3303	9/9/21		Methylene chloride	<	0.5		ug/L	
OU7	W-832-3303	9/9/21		Tetrachloroethene	<	0.5		ug/L	
OU7	W-832-3303	9/9/21		trans-1,2-Dichloroethene	<	0.5		ug/L	
OU7	W-832-3303	9/9/21		trans-1,3-Dichloropropene	<	0.5		ug/L	
OU7	W-832-3303	9/9/21		Trichloroethene		7		ug/L	
OU7	W-832-3303	9/9/21		Trichlorofluoromethane	<	0.5		ug/L	
OU7	W-832-3303	9/9/21		Trichlorotrifluoroethane	<	0.5		ug/L	
OU7	W-832-3303	9/9/21		Vinyl chloride	<	0.5		ug/L	
OU7	W-832-3303	9/9/21		Field Oxidation Potential (Eh)		79		mVolts	
OU7	W-832-3303	9/9/21		Field pH		8.13		Units	
OU7	W-832-3303	9/9/21		Field Specific Conductance		2003		umhos/cm	
OU7	W-832-3303	9/9/21		Field Temperature		26.6		Degrees C	
OU7	W-832-3303	10/27/21		1,1-Dichloroethane	<	0.5		ug/L	
OU7	W-832-3303	10/27/21		1,1-Dichloroethene	<	0.5		ug/L	
OU7	W-832-3303	10/27/21		1,1,1-Trichloroethane	<	0.5		ug/L	
OU7	W-832-3303	10/27/21		1,1,2-Trichloroethane	<	0.5		ug/L	
OU7	W-832-3303	10/27/21		1,1,2,2-Tetrachloroethane	<	0.5		ug/L	
OU7	W-832-3303	10/27/21		1,2-Dichlorobenzene	<	0.5		ug/L	
OU7	W-832-3303	10/27/21		1,2-Dichloroethane	<	0.5		ug/L	
OU7	W-832-3303	10/27/21		1,2-Dichloroethene (total)	<	1		ug/L	
OU7	W-832-3303	10/27/21		1,2-Dichloropropane	<	0.5		ug/L	
OU7	W-832-3303	10/27/21		1,3-Dichlorobenzene	<	0.5		ug/L	
OU7	W-832-3303	10/27/21		1,4-Dichlorobenzene	<	0.5		ug/L	
OU7	W-832-3303	10/27/21		2-Chloroethylvinylether	<	10		ug/L	
OU7	W-832-3303	10/27/21		Bromodichloromethane	<	0.5		ug/L	
OU7	W-832-3303	10/27/21		Bromoform	<	0.5		ug/L	
OU7	W-832-3303	10/27/21		Bromomethane	<	1		ug/L	
OU7	W-832-3303	10/27/21		Carbon tetrachloride	<	0.5		ug/L	
OU7	W-832-3303	10/27/21		Chlorobenzene	<	0.5		ug/L	
OU7	W-832-3303	10/27/21		Chloroethane	<	0.5		ug/L	
OU7	W-832-3303	10/27/21		Chloroform	<	0.5		ug/L	
OU7	W-832-3303	10/27/21		Chloromethane	<	0.5		ug/L	
OU7	W-832-3303	10/27/21		cis-1,2-Dichloroethene	<	0.5		ug/L	
OU7	W-832-3303	10/27/21		cis-1,3-Dichloropropene	<	0.5		ug/L	
OU7	W-832-3303	10/27/21		Dibromochloromethane	<	0.5		ug/L	
OU7	W-832-3303	10/27/21		Dichlorodifluoromethane	<	0.5		ug/L	
OU7	W-832-3303	10/27/21		Methylene chloride	<	1		ug/L	
OU7	W-832-3303	10/27/21		Tetrachloroethene	<	0.5		ug/L	
OU7	W-832-3303	10/27/21		trans-1,2-Dichloroethene	<	0.5		ug/L	
OU7	W-832-3303	10/27/21		trans-1,3-Dichloropropene	<	0.5		ug/L	
OU7	W-832-3303	10/27/21		Trichloroethene		2.7		ug/L	F
OU7	W-832-3303	10/27/21		Trichlorofluoromethane	<	0.5		ug/L	
OU7	W-832-3303	10/27/21		Trichlorotrifluoroethane	<	0.5		ug/L	
OU7	W-832-3303	10/27/21		Vinyl chloride	<	0.5		ug/L	

Attachment 1. Table 1. Groundwater analytical data, Site 300, 2021.

OU	Location	Date	Sample Type	Parameter	LOS Indicator	Result	Error	Units	QA Flag
OU7	W-832-3303	10/27/21		Field Oxidation Potential (Eh)		36		mVolts	
OU7	W-832-3303	10/27/21		Field pH		8.38		Units	
OU7	W-832-3303	10/27/21		Field Specific Conductance		2086		umhos/cm	
OU7	W-832-3303	10/27/21		Field Temperature		19		Degrees C	
OU7	W-832-3303	10/27/21	DUP	1,1-Dichloroethane	<	0.5		ug/L	
OU7	W-832-3303	10/27/21	DUP	1,1-Dichloroethene	<	0.5		ug/L	
OU7	W-832-3303	10/27/21	DUP	1,1,1-Trichloroethane	<	0.5		ug/L	
OU7	W-832-3303	10/27/21	DUP	1,1,2-Trichloroethane	<	0.5		ug/L	
OU7	W-832-3303	10/27/21	DUP	1,1,2,2-Tetrachloroethane	<	0.5		ug/L	
OU7	W-832-3303	10/27/21	DUP	1,2-Dichlorobenzene	<	0.5		ug/L	
OU7	W-832-3303	10/27/21	DUP	1,2-Dichloroethane	<	0.5		ug/L	
OU7	W-832-3303	10/27/21	DUP	1,2-Dichloroethene (total)	<	1		ug/L	
OU7	W-832-3303	10/27/21	DUP	1,2-Dichloropropane	<	0.5		ug/L	
OU7	W-832-3303	10/27/21	DUP	1,3-Dichlorobenzene	<	0.5		ug/L	
OU7	W-832-3303	10/27/21	DUP	1,4-Dichlorobenzene	<	0.5		ug/L	
OU7	W-832-3303	10/27/21	DUP	2-Chloroethylvinylether	<	1		ug/L	
OU7	W-832-3303	10/27/21	DUP	Bromodichloromethane	<	0.5		ug/L	
OU7	W-832-3303	10/27/21	DUP	Bromoform	<	0.5		ug/L	
OU7	W-832-3303	10/27/21	DUP	Bromomethane	<	0.5		ug/L	
OU7	W-832-3303	10/27/21	DUP	Carbon tetrachloride	<	0.5		ug/L	
OU7	W-832-3303	10/27/21	DUP	Chlorobenzene	<	0.5		ug/L	
OU7	W-832-3303	10/27/21	DUP	Chloroethane	<	0.5		ug/L	
OU7	W-832-3303	10/27/21	DUP	Chloroform	<	0.5		ug/L	
OU7	W-832-3303	10/27/21	DUP	Chloromethane	<	0.5		ug/L	
OU7	W-832-3303	10/27/21	DUP	cis-1,2-Dichloroethene	<	0.5		ug/L	
OU7	W-832-3303	10/27/21	DUP	cis-1,3-Dichloropropene	<	0.5		ug/L	
OU7	W-832-3303	10/27/21	DUP	Dibromochloromethane	<	0.5		ug/L	
OU7	W-832-3303	10/27/21	DUP	Dichlorodifluoromethane	<	0.5		ug/L	
OU7	W-832-3303	10/27/21	DUP	Methylene chloride	<	0.5		ug/L	
OU7	W-832-3303	10/27/21	DUP	Tetrachloroethene	<	0.5		ug/L	
OU7	W-832-3303	10/27/21	DUP	trans-1,2-Dichloroethene	<	0.5		ug/L	
OU7	W-832-3303	10/27/21	DUP	trans-1,3-Dichloropropene	<	0.5		ug/L	
OU7	W-832-3303	10/27/21	DUP	Trichloroethene		2.2		ug/L	
OU7	W-832-3303	10/27/21	DUP	Trichlorofluoromethane	<	0.5		ug/L	
OU7	W-832-3303	10/27/21	DUP	Trichlorotrifluoroethane	<	0.5		ug/L	
OU7	W-832-3303	10/27/21	DUP	Vinyl chloride	<	0.5		ug/L	
OU7	W-832-3304	3/4/21		Nitrate (as NO3)		12		mg/L	D
OU7	W-832-3304	3/4/21		Perchlorate	<	4		ug/L	
OU7	W-832-3304	3/4/21		1,1-Dichloroethane	<	0.5		ug/L	
OU7	W-832-3304	3/4/21		1,1-Dichloroethene	<	0.5		ug/L	
OU7	W-832-3304	3/4/21		1,1,1-Trichloroethane	<	0.5		ug/L	
OU7	W-832-3304	3/4/21		1,1,2-Trichloroethane	<	0.5		ug/L	
OU7	W-832-3304	3/4/21		1,1,2,2-Tetrachloroethane	<	0.5		ug/L	
OU7	W-832-3304	3/4/21		1,2-Dichlorobenzene	<	0.5		ug/L	
OU7	W-832-3304	3/4/21		1,2-Dichloroethane	<	0.5		ug/L	
OU7	W-832-3304	3/4/21		1,2-Dichloroethene (total)	<	1		ug/L	
OU7	W-832-3304	3/4/21		1,2-Dichloropropane	<	0.5		ug/L	
OU7	W-832-3304	3/4/21		1,3-Dichlorobenzene	<	0.5		ug/L	
OU7	W-832-3304	3/4/21		1,4-Dichlorobenzene	<	0.5		ug/L	
OU7	W-832-3304	3/4/21		2-Chloroethylvinylether	<	10		ug/L	
OU7	W-832-3304	3/4/21		Bromodichloromethane	<	0.5		ug/L	
OU7	W-832-3304	3/4/21		Bromoform	<	0.5		ug/L	
OU7	W-832-3304	3/4/21		Bromomethane	<	1		ug/L	
OU7	W-832-3304	3/4/21		Carbon tetrachloride	<	0.5		ug/L	
OU7	W-832-3304	3/4/21		Chlorobenzene	<	0.5		ug/L	
OU7	W-832-3304	3/4/21		Chloroethane	<	0.5		ug/L	
OU7	W-832-3304	3/4/21		Chloroform	<	0.5		ug/L	
OU7	W-832-3304	3/4/21		Chloromethane	<	0.5		ug/L	
OU7	W-832-3304	3/4/21		cis-1,2-Dichloroethene	<	0.5		ug/L	
OU7	W-832-3304	3/4/21		cis-1,3-Dichloropropene	<	0.5		ug/L	
OU7	W-832-3304	3/4/21		Dibromochloromethane	<	0.5		ug/L	
OU7	W-832-3304	3/4/21		Dichlorodifluoromethane	<	0.5		ug/L	
OU7	W-832-3304	3/4/21		Methylene chloride	<	1		ug/L	
OU7	W-832-3304	3/4/21		Tetrachloroethene	<	0.5		ug/L	
OU7	W-832-3304	3/4/21		trans-1,2-Dichloroethene	<	0.5		ug/L	
OU7	W-832-3304	3/4/21		trans-1,3-Dichloropropene	<	0.5		ug/L	

Attachment 1. Table 1. Groundwater analytical data, Site 300, 2021.

OU	Location	Date	Sample Type	Parameter	LOS Indicator	Result	Error	Units	QA Flag
OU7	W-832-3304	3/4/21		Trichloroethene	<	0.5		ug/L	
OU7	W-832-3304	3/4/21		Trichlorofluoromethane	<	0.5		ug/L	
OU7	W-832-3304	3/4/21		Trichlorotrifluoroethane	<	0.5		ug/L	
OU7	W-832-3304	3/4/21		Vinyl chloride	<	0.5		ug/L	
OU7	W-832-3304	3/4/21		Field Oxidation Potential (Eh)		201		mVolts	
OU7	W-832-3304	3/4/21		Field pH		7.24		Units	
OU7	W-832-3304	3/4/21		Field Specific Conductance		3240		umhos/cm	
OU7	W-832-3304	3/4/21		Field Temperature		19.8		Degrees C	
OU7	W-832-3304	5/4/21		1,1-Dichloroethane	<	0.5		ug/L	
OU7	W-832-3304	5/4/21		1,1-Dichloroethene	<	0.5		ug/L	
OU7	W-832-3304	5/4/21		1,1,1-Trichloroethane	<	0.5		ug/L	
OU7	W-832-3304	5/4/21		1,1,2-Trichloroethane	<	0.5		ug/L	
OU7	W-832-3304	5/4/21		1,1,2,2-Tetrachloroethane	<	0.5		ug/L	
OU7	W-832-3304	5/4/21		1,2-Dichlorobenzene	<	0.5		ug/L	
OU7	W-832-3304	5/4/21		1,2-Dichloroethane	<	0.5		ug/L	
OU7	W-832-3304	5/4/21		1,2-Dichloroethene (total)	<	1		ug/L	
OU7	W-832-3304	5/4/21		1,2-Dichloropropane	<	0.5		ug/L	
OU7	W-832-3304	5/4/21		1,3-Dichlorobenzene	<	0.5		ug/L	
OU7	W-832-3304	5/4/21		1,4-Dichlorobenzene	<	0.5		ug/L	
OU7	W-832-3304	5/4/21		2-Chloroethylvinylether	<	10		ug/L	
OU7	W-832-3304	5/4/21		Bromodichloromethane	<	0.5		ug/L	
OU7	W-832-3304	5/4/21		Bromoform	<	0.5		ug/L	
OU7	W-832-3304	5/4/21		Bromomethane	<	1		ug/L	
OU7	W-832-3304	5/4/21		Carbon tetrachloride	<	0.5		ug/L	
OU7	W-832-3304	5/4/21		Chlorobenzene	<	0.5		ug/L	
OU7	W-832-3304	5/4/21		Chloroethane	<	0.5		ug/L	
OU7	W-832-3304	5/4/21		Chloroform	<	0.5		ug/L	
OU7	W-832-3304	5/4/21		Chloromethane	<	0.5		ug/L	
OU7	W-832-3304	5/4/21		cis-1,2-Dichloroethene	<	0.5		ug/L	
OU7	W-832-3304	5/4/21		cis-1,3-Dichloropropene	<	0.5		ug/L	
OU7	W-832-3304	5/4/21		Dibromochloromethane	<	0.5		ug/L	
OU7	W-832-3304	5/4/21		Dichlorodifluoromethane	<	0.5		ug/L	
OU7	W-832-3304	5/4/21		Methylene chloride	<	1		ug/L	
OU7	W-832-3304	5/4/21		Tetrachloroethene	<	0.5		ug/L	
OU7	W-832-3304	5/4/21		trans-1,2-Dichloroethene	<	0.5		ug/L	
OU7	W-832-3304	5/4/21		trans-1,3-Dichloropropene	<	0.5		ug/L	
OU7	W-832-3304	5/4/21		Trichloroethene	<	0.5		ug/L	
OU7	W-832-3304	5/4/21		Trichlorofluoromethane	<	0.5		ug/L	
OU7	W-832-3304	5/4/21		Trichlorotrifluoroethane	<	0.5		ug/L	
OU7	W-832-3304	5/4/21		Vinyl chloride	<	0.5		ug/L	
OU7	W-832-3304	5/4/21		Field Oxidation Potential (Eh)		146		mVolts	
OU7	W-832-3304	5/4/21		Field pH		7.9		Units	
OU7	W-832-3304	5/4/21		Field Specific Conductance		3234		umhos/cm	
OU7	W-832-3304	5/4/21		Field Temperature		22.2		Degrees C	
OU7	W-832-3304	9/7/21		Perchlorate	<	2		ug/L	
OU7	W-832-3304	9/7/21		1,1-Dichloroethane	<	0.5		ug/L	
OU7	W-832-3304	9/7/21		1,1-Dichloroethene	<	0.5		ug/L	
OU7	W-832-3304	9/7/21		1,1,1-Trichloroethane	<	0.5		ug/L	
OU7	W-832-3304	9/7/21		1,1,2-Trichloroethane	<	0.5		ug/L	
OU7	W-832-3304	9/7/21		1,1,2,2-Tetrachloroethane	<	0.5		ug/L	
OU7	W-832-3304	9/7/21		1,2-Dichlorobenzene	<	0.5		ug/L	
OU7	W-832-3304	9/7/21		1,2-Dichloroethane	<	0.5		ug/L	
OU7	W-832-3304	9/7/21		1,2-Dichloroethene (total)	<	1		ug/L	
OU7	W-832-3304	9/7/21		1,2-Dichloropropane	<	0.5		ug/L	
OU7	W-832-3304	9/7/21		1,3-Dichlorobenzene	<	0.5		ug/L	
OU7	W-832-3304	9/7/21		1,4-Dichlorobenzene	<	0.5		ug/L	
OU7	W-832-3304	9/7/21		2-Chloroethylvinylether	<	1		ug/L	
OU7	W-832-3304	9/7/21		Bromodichloromethane	<	0.5		ug/L	
OU7	W-832-3304	9/7/21		Bromoform	<	0.5		ug/L	
OU7	W-832-3304	9/7/21		Bromomethane	<	0.5		ug/L	
OU7	W-832-3304	9/7/21		Carbon tetrachloride	<	0.5		ug/L	
OU7	W-832-3304	9/7/21		Chlorobenzene	<	0.5		ug/L	
OU7	W-832-3304	9/7/21		Chloroethane	<	0.5		ug/L	
OU7	W-832-3304	9/7/21		Chloroform	<	0.5		ug/L	
OU7	W-832-3304	9/7/21		Chloromethane	<	0.5		ug/L	
OU7	W-832-3304	9/7/21		cis-1,2-Dichloroethene	<	0.5		ug/L	

Attachment 1. Table 1. Groundwater analytical data, Site 300, 2021.

OU	Location	Date	Sample Type	Parameter	LOS Indicator	Result	Error	Units	QA Flag
OU7	W-832-3304	9/7/21		cis-1,3-Dichloropropene	<	0.5		ug/L	
OU7	W-832-3304	9/7/21		Dibromochloromethane	<	0.5		ug/L	
OU7	W-832-3304	9/7/21		Dichlorodifluoromethane	<	0.5		ug/L	
OU7	W-832-3304	9/7/21		Methylene chloride	<	0.5		ug/L	
OU7	W-832-3304	9/7/21		Tetrachloroethene	<	0.5		ug/L	
OU7	W-832-3304	9/7/21		trans-1,2-Dichloroethene	<	0.5		ug/L	
OU7	W-832-3304	9/7/21		trans-1,3-Dichloropropene	<	0.5		ug/L	
OU7	W-832-3304	9/7/21		Trichloroethene	<	0.5		ug/L	
OU7	W-832-3304	9/7/21		Trichlorofluoromethane	<	0.5		ug/L	
OU7	W-832-3304	9/7/21		Trichlorotrifluoroethane	<	0.5		ug/L	
OU7	W-832-3304	9/7/21		Vinyl chloride	<	0.5		ug/L	
OU7	W-832-3304	9/7/21		Field Oxidation Potential (Eh)		117		mVolts	
OU7	W-832-3304	9/7/21		Field pH		8.31		Units	
OU7	W-832-3304	9/7/21		Field Specific Conductance		3233		umhos/cm	
OU7	W-832-3304	9/7/21		Field Temperature		26.4		Degrees C	
OU7	W-832-3304	9/14/21		Nitrate (as NO3)		16		mg/L	D
OU7	W-832-3304	9/14/21		Field Oxidation Potential (Eh)		74		mVolts	
OU7	W-832-3304	9/14/21		Field pH		8.25		Units	
OU7	W-832-3304	9/14/21		Field Specific Conductance		3228		umhos/cm	
OU7	W-832-3304	9/14/21		Field Temperature		21.4		Degrees C	
OU7	W-832-3304	10/5/21		1,1-Dichloroethane	<	0.5		ug/L	
OU7	W-832-3304	10/5/21		1,1-Dichloroethene	<	0.5		ug/L	
OU7	W-832-3304	10/5/21		1,1,1-Trichloroethane	<	0.5		ug/L	
OU7	W-832-3304	10/5/21		1,1,2-Trichloroethane	<	0.5		ug/L	
OU7	W-832-3304	10/5/21		1,1,2,2-Tetrachloroethane	<	0.5		ug/L	
OU7	W-832-3304	10/5/21		1,2-Dichlorobenzene	<	0.5		ug/L	
OU7	W-832-3304	10/5/21		1,2-Dichloroethane	<	0.5		ug/L	
OU7	W-832-3304	10/5/21		1,2-Dichloroethene (total)	<	1		ug/L	
OU7	W-832-3304	10/5/21		1,2-Dichloropropane	<	0.5		ug/L	
OU7	W-832-3304	10/5/21		1,3-Dichlorobenzene	<	0.5		ug/L	
OU7	W-832-3304	10/5/21		1,4-Dichlorobenzene	<	0.5		ug/L	
OU7	W-832-3304	10/5/21		2-Chloroethylvinylether	<	10		ug/L	
OU7	W-832-3304	10/5/21		Bromodichloromethane	<	0.5		ug/L	
OU7	W-832-3304	10/5/21		Bromoform	<	0.5		ug/L	
OU7	W-832-3304	10/5/21		Bromomethane	<	1		ug/L	
OU7	W-832-3304	10/5/21		Carbon tetrachloride	<	0.5		ug/L	
OU7	W-832-3304	10/5/21		Chlorobenzene	<	0.5		ug/L	
OU7	W-832-3304	10/5/21		Chloroethane	<	0.5		ug/L	
OU7	W-832-3304	10/5/21		Chloroform	<	0.5		ug/L	
OU7	W-832-3304	10/5/21		Chloromethane	<	0.5		ug/L	
OU7	W-832-3304	10/5/21		cis-1,2-Dichloroethene	<	0.5		ug/L	
OU7	W-832-3304	10/5/21		cis-1,3-Dichloropropene	<	0.5		ug/L	
OU7	W-832-3304	10/5/21		Dibromochloromethane	<	0.5		ug/L	
OU7	W-832-3304	10/5/21		Dichlorodifluoromethane	<	0.5		ug/L	
OU7	W-832-3304	10/5/21		Methylene chloride	<	1		ug/L	
OU7	W-832-3304	10/5/21		Tetrachloroethene	<	0.5		ug/L	
OU7	W-832-3304	10/5/21		trans-1,2-Dichloroethene	<	0.5		ug/L	
OU7	W-832-3304	10/5/21		trans-1,3-Dichloropropene	<	0.5		ug/L	
OU7	W-832-3304	10/5/21		Trichloroethene	<	0.5		ug/L	
OU7	W-832-3304	10/5/21		Trichlorofluoromethane	<	0.5		ug/L	
OU7	W-832-3304	10/5/21		Trichlorotrifluoroethane	<	0.5		ug/L	
OU7	W-832-3304	10/5/21		Vinyl chloride	<	0.5		ug/L	
OU7	W-832-3304	10/5/21		Field Oxidation Potential (Eh)		93		mVolts	
OU7	W-832-3304	10/5/21		Field pH		8.09		Units	
OU7	W-832-3304	10/5/21		Field Specific Conductance		3233		umhos/cm	
OU7	W-832-3304	10/5/21		Field Temperature		25.8		Degrees C	
OU7	W-832-3310	3/2/21		Nitrate (as NO3)		110		mg/L	D
OU7	W-832-3310	3/2/21		Perchlorate		7.7		ug/L	
OU7	W-832-3310	3/2/21		1,1-Dichloroethane	<	0.5		ug/L	
OU7	W-832-3310	3/2/21		1,1-Dichloroethene	<	0.5		ug/L	
OU7	W-832-3310	3/2/21		1,1,1-Trichloroethane	<	0.5		ug/L	
OU7	W-832-3310	3/2/21		1,1,2-Trichloroethane	<	0.5		ug/L	
OU7	W-832-3310	3/2/21		1,1,2,2-Tetrachloroethane	<	0.5		ug/L	
OU7	W-832-3310	3/2/21		1,2-Dichlorobenzene	<	0.5		ug/L	
OU7	W-832-3310	3/2/21		1,2-Dichloroethane	<	0.5		ug/L	
OU7	W-832-3310	3/2/21		1,2-Dichloroethene (total)	<	1		ug/L	

Attachment 1. Table 1. Groundwater analytical data, Site 300, 2021.

OU	Location	Date	Sample Type	Parameter	LOS Indicator	Result	Error	Units	QA Flag
OU7	W-832-3310	3/2/21		1,2-Dichloropropane	<	0.5		ug/L	
OU7	W-832-3310	3/2/21		1,3-Dichlorobenzene	<	0.5		ug/L	
OU7	W-832-3310	3/2/21		1,4-Dichlorobenzene	<	0.5		ug/L	
OU7	W-832-3310	3/2/21		2-Chloroethylvinylether	<	10		ug/L	
OU7	W-832-3310	3/2/21		Bromodichloromethane	<	0.5		ug/L	
OU7	W-832-3310	3/2/21		Bromoform	<	0.5		ug/L	
OU7	W-832-3310	3/2/21		Bromomethane	<	1		ug/L	
OU7	W-832-3310	3/2/21		Carbon tetrachloride	<	0.5		ug/L	
OU7	W-832-3310	3/2/21		Chlorobenzene	<	0.5		ug/L	
OU7	W-832-3310	3/2/21		Chloroethane	<	0.5		ug/L	
OU7	W-832-3310	3/2/21		Chloroform	<	0.5		ug/L	
OU7	W-832-3310	3/2/21		Chloromethane	<	0.5		ug/L	
OU7	W-832-3310	3/2/21		cis-1,2-Dichloroethene	<	0.5		ug/L	
OU7	W-832-3310	3/2/21		cis-1,3-Dichloropropene	<	0.5		ug/L	
OU7	W-832-3310	3/2/21		Dibromochloromethane	<	0.5		ug/L	
OU7	W-832-3310	3/2/21		Dichlorodifluoromethane	<	0.5		ug/L	
OU7	W-832-3310	3/2/21		Methylene chloride	<	1		ug/L	
OU7	W-832-3310	3/2/21		Tetrachloroethene	<	0.5		ug/L	
OU7	W-832-3310	3/2/21		trans-1,2-Dichloroethene	<	0.5		ug/L	
OU7	W-832-3310	3/2/21		trans-1,3-Dichloropropene	<	0.5		ug/L	
OU7	W-832-3310	3/2/21		Trichloroethene		29		ug/L	
OU7	W-832-3310	3/2/21		Trichlorofluoromethane	<	0.5		ug/L	
OU7	W-832-3310	3/2/21		Trichlorotrifluoroethane	<	0.5		ug/L	
OU7	W-832-3310	3/2/21		Vinyl chloride	<	0.5		ug/L	
OU7	W-832-3310	3/2/21		Field Oxidation Potential (Eh)		150		mVolts	
OU7	W-832-3310	3/2/21		Field pH		7.2		Units	
OU7	W-832-3310	3/2/21		Field Specific Conductance		3335		umhos/cm	
OU7	W-832-3310	3/2/21		Field Temperature		18.5		Degrees C	
OU7	W-832-3310	5/3/21		1,1-Dichloroethane	<	0.5		ug/L	
OU7	W-832-3310	5/3/21		1,1-Dichloroethene	<	0.5		ug/L	
OU7	W-832-3310	5/3/21		1,1,1-Trichloroethane	<	0.5		ug/L	
OU7	W-832-3310	5/3/21		1,1,2-Trichloroethane	<	0.5		ug/L	
OU7	W-832-3310	5/3/21		1,1,2,2-Tetrachloroethane	<	0.5		ug/L	
OU7	W-832-3310	5/3/21		1,2-Dichlorobenzene	<	0.5		ug/L	
OU7	W-832-3310	5/3/21		1,2-Dichloroethane	<	0.5		ug/L	
OU7	W-832-3310	5/3/21		1,2-Dichloroethene (total)	<	1		ug/L	
OU7	W-832-3310	5/3/21		1,2-Dichloropropane	<	0.5		ug/L	
OU7	W-832-3310	5/3/21		1,3-Dichlorobenzene	<	0.5		ug/L	
OU7	W-832-3310	5/3/21		1,4-Dichlorobenzene	<	0.5		ug/L	
OU7	W-832-3310	5/3/21		2-Chloroethylvinylether	<	10		ug/L	
OU7	W-832-3310	5/3/21		Bromodichloromethane	<	0.5		ug/L	
OU7	W-832-3310	5/3/21		Bromoform	<	0.5		ug/L	
OU7	W-832-3310	5/3/21		Bromomethane	<	1		ug/L	
OU7	W-832-3310	5/3/21		Carbon tetrachloride	<	0.5		ug/L	
OU7	W-832-3310	5/3/21		Chlorobenzene	<	0.5		ug/L	
OU7	W-832-3310	5/3/21		Chloroethane	<	0.5		ug/L	
OU7	W-832-3310	5/3/21		Chloroform	<	0.5		ug/L	
OU7	W-832-3310	5/3/21		Chloromethane	<	0.5		ug/L	
OU7	W-832-3310	5/3/21		cis-1,2-Dichloroethene	<	0.5		ug/L	
OU7	W-832-3310	5/3/21		cis-1,3-Dichloropropene	<	0.5		ug/L	
OU7	W-832-3310	5/3/21		Dibromochloromethane	<	0.5		ug/L	
OU7	W-832-3310	5/3/21		Dichlorodifluoromethane	<	0.5		ug/L	
OU7	W-832-3310	5/3/21		Methylene chloride	<	1		ug/L	
OU7	W-832-3310	5/3/21		Tetrachloroethene	<	0.5		ug/L	
OU7	W-832-3310	5/3/21		trans-1,2-Dichloroethene	<	0.5		ug/L	
OU7	W-832-3310	5/3/21		trans-1,3-Dichloropropene	<	0.5		ug/L	
OU7	W-832-3310	5/3/21		Trichloroethene		34		ug/L	
OU7	W-832-3310	5/3/21		Trichlorofluoromethane	<	0.5		ug/L	
OU7	W-832-3310	5/3/21		Trichlorotrifluoroethane	<	0.5		ug/L	
OU7	W-832-3310	5/3/21		Vinyl chloride	<	0.5		ug/L	
OU7	W-832-3310	5/3/21		Field Oxidation Potential (Eh)		107		mVolts	
OU7	W-832-3310	5/3/21		Field pH		7.25		Units	
OU7	W-832-3310	5/3/21		Field Specific Conductance		2928		umhos/cm	
OU7	W-832-3310	5/3/21		Field Temperature		20.6		Degrees C	
OU7	W-832-3310	5/3/21	DUP	1,1-Dichloroethane	<	0.5		ug/L	
OU7	W-832-3310	5/3/21	DUP	1,1-Dichloroethene	<	0.5		ug/L	

Attachment 1. Table 1. Groundwater analytical data, Site 300, 2021.

OU	Location	Date	Sample Type	Parameter	LOS Indicator	Result	Error	Units	QA Flag
OU7	W-832-3310	5/3/21	DUP	1,1,1-Trichloroethane	<	0.5		ug/L	
OU7	W-832-3310	5/3/21	DUP	1,1,2-Trichloroethane	<	0.5		ug/L	
OU7	W-832-3310	5/3/21	DUP	1,1,2,2-Tetrachloroethane	<	0.5		ug/L	
OU7	W-832-3310	5/3/21	DUP	1,2-Dichlorobenzene	<	0.5		ug/L	
OU7	W-832-3310	5/3/21	DUP	1,2-Dichloroethane	<	0.5		ug/L	
OU7	W-832-3310	5/3/21	DUP	1,2-Dichloroethene (total)	<	1		ug/L	
OU7	W-832-3310	5/3/21	DUP	1,2-Dichloropropane	<	0.5		ug/L	
OU7	W-832-3310	5/3/21	DUP	1,3-Dichlorobenzene	<	0.5		ug/L	
OU7	W-832-3310	5/3/21	DUP	1,4-Dichlorobenzene	<	0.5		ug/L	
OU7	W-832-3310	5/3/21	DUP	2-Chloroethylvinylether	<	10		ug/L	
OU7	W-832-3310	5/3/21	DUP	Bromodichloromethane	<	0.5		ug/L	
OU7	W-832-3310	5/3/21	DUP	Bromoform	<	0.5		ug/L	
OU7	W-832-3310	5/3/21	DUP	Bromomethane	<	1		ug/L	
OU7	W-832-3310	5/3/21	DUP	Carbon tetrachloride	<	0.5		ug/L	
OU7	W-832-3310	5/3/21	DUP	Chlorobenzene	<	0.5		ug/L	
OU7	W-832-3310	5/3/21	DUP	Chloroethane	<	0.5		ug/L	
OU7	W-832-3310	5/3/21	DUP	Chloroform	<	0.5		ug/L	
OU7	W-832-3310	5/3/21	DUP	Chloromethane	<	0.5		ug/L	
OU7	W-832-3310	5/3/21	DUP	cis-1,2-Dichloroethene	<	0.5		ug/L	
OU7	W-832-3310	5/3/21	DUP	cis-1,3-Dichloropropene	<	0.5		ug/L	
OU7	W-832-3310	5/3/21	DUP	Dibromochloromethane	<	0.5		ug/L	
OU7	W-832-3310	5/3/21	DUP	Dichlorodifluoromethane	<	0.5		ug/L	
OU7	W-832-3310	5/3/21	DUP	Methylene chloride	<	1		ug/L	
OU7	W-832-3310	5/3/21	DUP	Tetrachloroethene	<	0.5		ug/L	
OU7	W-832-3310	5/3/21	DUP	trans-1,2-Dichloroethene	<	0.5		ug/L	
OU7	W-832-3310	5/3/21	DUP	trans-1,3-Dichloropropene	<	0.5		ug/L	
OU7	W-832-3310	5/3/21	DUP	Trichloroethene		35		ug/L	
OU7	W-832-3310	5/3/21	DUP	Trichlorofluoromethane	<	0.5		ug/L	
OU7	W-832-3310	5/3/21	DUP	Trichlorotrifluoroethane	<	0.5		ug/L	
OU7	W-832-3310	5/3/21	DUP	Vinyl chloride	<	0.5		ug/L	
OU7	W-832-3310	9/7/21		Perchlorate		8.7		ug/L	
OU7	W-832-3310	9/7/21		1,1-Dichloroethane	<	0.5		ug/L	
OU7	W-832-3310	9/7/21		1,1-Dichloroethene	<	0.5		ug/L	
OU7	W-832-3310	9/7/21		1,1,1-Trichloroethane	<	0.5		ug/L	
OU7	W-832-3310	9/7/21		1,1,2-Trichloroethane	<	0.5		ug/L	
OU7	W-832-3310	9/7/21		1,1,2,2-Tetrachloroethane	<	0.5		ug/L	
OU7	W-832-3310	9/7/21		1,2-Dichlorobenzene	<	0.5		ug/L	
OU7	W-832-3310	9/7/21		1,2-Dichloroethane	<	0.5		ug/L	
OU7	W-832-3310	9/7/21		1,2-Dichloroethene (total)	<	1		ug/L	
OU7	W-832-3310	9/7/21		1,2-Dichloropropane	<	0.5		ug/L	
OU7	W-832-3310	9/7/21		1,3-Dichlorobenzene	<	0.5		ug/L	
OU7	W-832-3310	9/7/21		1,4-Dichlorobenzene	<	0.5		ug/L	
OU7	W-832-3310	9/7/21		2-Chloroethylvinylether	<	1		ug/L	
OU7	W-832-3310	9/7/21		Bromodichloromethane	<	0.5		ug/L	
OU7	W-832-3310	9/7/21		Bromoform	<	0.5		ug/L	
OU7	W-832-3310	9/7/21		Bromomethane	<	0.5		ug/L	
OU7	W-832-3310	9/7/21		Carbon tetrachloride	<	0.5		ug/L	
OU7	W-832-3310	9/7/21		Chlorobenzene	<	0.5		ug/L	
OU7	W-832-3310	9/7/21		Chloroethane	<	0.5		ug/L	
OU7	W-832-3310	9/7/21		Chloroform	<	0.5		ug/L	
OU7	W-832-3310	9/7/21		Chloromethane	<	0.5		ug/L	
OU7	W-832-3310	9/7/21		cis-1,2-Dichloroethene	<	0.5		ug/L	
OU7	W-832-3310	9/7/21		cis-1,3-Dichloropropene	<	0.5		ug/L	
OU7	W-832-3310	9/7/21		Dibromochloromethane	<	0.5		ug/L	
OU7	W-832-3310	9/7/21		Dichlorodifluoromethane	<	0.5		ug/L	
OU7	W-832-3310	9/7/21		Methylene chloride	<	0.5		ug/L	
OU7	W-832-3310	9/7/21		Tetrachloroethene	<	0.5		ug/L	
OU7	W-832-3310	9/7/21		trans-1,2-Dichloroethene	<	0.5		ug/L	
OU7	W-832-3310	9/7/21		trans-1,3-Dichloropropene	<	0.5		ug/L	
OU7	W-832-3310	9/7/21		Trichloroethene		33		ug/L	
OU7	W-832-3310	9/7/21		Trichlorofluoromethane	<	0.5		ug/L	
OU7	W-832-3310	9/7/21		Trichlorotrifluoroethane	<	0.5		ug/L	
OU7	W-832-3310	9/7/21		Vinyl chloride	<	0.5		ug/L	
OU7	W-832-3310	9/7/21		Field Oxidation Potential (Eh)		122		mVolts	
OU7	W-832-3310	9/7/21		Field pH		7.84		Units	
OU7	W-832-3310	9/7/21		Field Specific Conductance		2689		umhos/cm	

Attachment 1. Table 1. Groundwater analytical data, Site 300, 2021.

OU	Location	Date	Sample Type	Parameter	LOS Indicator	Result	Error	Units	QA Flag
OU7	W-832-3310	9/7/21		Field Temperature		25		Degrees C	
OU7	W-832-3310	9/14/21		Nitrate (as NO3)		94		mg/L	D
OU7	W-832-3310	9/14/21		Field Oxidation Potential (Eh)		103		mVolts	
OU7	W-832-3310	9/14/21		Field pH		7.72		Units	
OU7	W-832-3310	9/14/21		Field Specific Conductance		1640		umhos/cm	
OU7	W-832-3310	9/14/21		Field Temperature		21.6		Degrees C	
OU7	W-832-3310	10/5/21		1,1-Dichloroethane	<	0.5		ug/L	
OU7	W-832-3310	10/5/21		1,1-Dichloroethene	<	0.5		ug/L	
OU7	W-832-3310	10/5/21		1,1,1-Trichloroethane	<	0.5		ug/L	
OU7	W-832-3310	10/5/21		1,1,2-Trichloroethane	<	0.5		ug/L	
OU7	W-832-3310	10/5/21		1,1,2,2-Tetrachloroethane	<	0.5		ug/L	
OU7	W-832-3310	10/5/21		1,2-Dichlorobenzene	<	0.5		ug/L	
OU7	W-832-3310	10/5/21		1,2-Dichloroethane	<	0.5		ug/L	
OU7	W-832-3310	10/5/21		1,2-Dichloroethene (total)	<	1		ug/L	
OU7	W-832-3310	10/5/21		1,2-Dichloropropane	<	0.5		ug/L	
OU7	W-832-3310	10/5/21		1,3-Dichlorobenzene	<	0.5		ug/L	
OU7	W-832-3310	10/5/21		1,4-Dichlorobenzene	<	0.5		ug/L	
OU7	W-832-3310	10/5/21		2-Chloroethylvinylether	<	10		ug/L	
OU7	W-832-3310	10/5/21		Bromodichloromethane	<	0.5		ug/L	
OU7	W-832-3310	10/5/21		Bromoform	<	0.5		ug/L	
OU7	W-832-3310	10/5/21		Bromomethane	<	1		ug/L	
OU7	W-832-3310	10/5/21		Carbon tetrachloride	<	0.5		ug/L	
OU7	W-832-3310	10/5/21		Chlorobenzene	<	0.5		ug/L	
OU7	W-832-3310	10/5/21		Chloroethane	<	0.5		ug/L	
OU7	W-832-3310	10/5/21		Chloroform	<	0.5		ug/L	
OU7	W-832-3310	10/5/21		Chloromethane	<	0.5		ug/L	
OU7	W-832-3310	10/5/21		cis-1,2-Dichloroethene	<	0.5		ug/L	
OU7	W-832-3310	10/5/21		cis-1,3-Dichloropropene	<	0.5		ug/L	
OU7	W-832-3310	10/5/21		Dibromochloromethane	<	0.5		ug/L	
OU7	W-832-3310	10/5/21		Dichlorodifluoromethane	<	0.5		ug/L	
OU7	W-832-3310	10/5/21		Methylene chloride	<	1		ug/L	
OU7	W-832-3310	10/5/21		Tetrachloroethene	<	0.5		ug/L	
OU7	W-832-3310	10/5/21		trans-1,2-Dichloroethene	<	0.5		ug/L	
OU7	W-832-3310	10/5/21		trans-1,3-Dichloropropene	<	0.5		ug/L	
OU7	W-832-3310	10/5/21		Trichloroethene		32		ug/L	
OU7	W-832-3310	10/5/21		Trichlorofluoromethane	<	0.5		ug/L	
OU7	W-832-3310	10/5/21		Trichlorotrifluoroethane	<	0.5		ug/L	
OU7	W-832-3310	10/5/21		Vinyl chloride	<	0.5		ug/L	
OU7	W-832-3310	10/5/21		Field Oxidation Potential (Eh)		93		mVolts	
OU7	W-832-3310	10/5/21		Field pH		8.09		Units	
OU7	W-832-3310	10/5/21		Field Specific Conductance		2730		umhos/cm	
OU7	W-832-3310	10/5/21		Field Temperature		21.8		Degrees C	
OU7	W-832-3602	3/4/21		Nitrate (as NO3)		8.9		mg/L	D
OU7	W-832-3602	3/4/21		Perchlorate	<	4		ug/L	
OU7	W-832-3602	3/4/21		1,1-Dichloroethane	<	0.5		ug/L	
OU7	W-832-3602	3/4/21		1,1-Dichloroethene	<	0.5		ug/L	
OU7	W-832-3602	3/4/21		1,1,1-Trichloroethane	<	0.5		ug/L	
OU7	W-832-3602	3/4/21		1,1,2-Trichloroethane	<	0.5		ug/L	
OU7	W-832-3602	3/4/21		1,1,2,2-Tetrachloroethane	<	0.5		ug/L	
OU7	W-832-3602	3/4/21		1,2-Dichlorobenzene	<	0.5		ug/L	
OU7	W-832-3602	3/4/21		1,2-Dichloroethane	<	0.5		ug/L	
OU7	W-832-3602	3/4/21		1,2-Dichloroethene (total)	<	1		ug/L	
OU7	W-832-3602	3/4/21		1,2-Dichloropropane	<	0.5		ug/L	
OU7	W-832-3602	3/4/21		1,3-Dichlorobenzene	<	0.5		ug/L	
OU7	W-832-3602	3/4/21		1,4-Dichlorobenzene	<	0.5		ug/L	
OU7	W-832-3602	3/4/21		2-Chloroethylvinylether	<	10		ug/L	
OU7	W-832-3602	3/4/21		Bromodichloromethane	<	0.5		ug/L	
OU7	W-832-3602	3/4/21		Bromoform	<	0.5		ug/L	
OU7	W-832-3602	3/4/21		Bromomethane	<	1		ug/L	
OU7	W-832-3602	3/4/21		Carbon tetrachloride	<	0.5		ug/L	
OU7	W-832-3602	3/4/21		Chlorobenzene	<	0.5		ug/L	
OU7	W-832-3602	3/4/21		Chloroethane	<	0.5		ug/L	
OU7	W-832-3602	3/4/21		Chloroform	<	0.5		ug/L	
OU7	W-832-3602	3/4/21		Chloromethane	<	0.5		ug/L	
OU7	W-832-3602	3/4/21		cis-1,2-Dichloroethene	<	0.5		ug/L	
OU7	W-832-3602	3/4/21		cis-1,3-Dichloropropene	<	0.5		ug/L	

Attachment 1. Table 1. Groundwater analytical data, Site 300, 2021.

OU	Location	Date	Sample Type	Parameter	LOS Indicator	Result	Error	Units	QA Flag
OU7	W-832-3602	3/4/21		Dibromochloromethane	<	0.5		ug/L	
OU7	W-832-3602	3/4/21		Dichlorodifluoromethane	<	0.5		ug/L	
OU7	W-832-3602	3/4/21		Methylene chloride	<	1		ug/L	
OU7	W-832-3602	3/4/21		Tetrachloroethene	<	0.5		ug/L	
OU7	W-832-3602	3/4/21		trans-1,2-Dichloroethene	<	0.5		ug/L	
OU7	W-832-3602	3/4/21		trans-1,3-Dichloropropene	<	0.5		ug/L	
OU7	W-832-3602	3/4/21		Trichloroethene		13		ug/L	
OU7	W-832-3602	3/4/21		Trichlorofluoromethane	<	0.5		ug/L	
OU7	W-832-3602	3/4/21		Trichlorotrifluoroethane	<	0.5		ug/L	
OU7	W-832-3602	3/4/21		Vinyl chloride	<	0.5		ug/L	
OU7	W-832-3602	3/4/21		Field Oxidation Potential (Eh)		190		mVolts	
OU7	W-832-3602	3/4/21		Field pH		7.82		Units	
OU7	W-832-3602	3/4/21		Field Specific Conductance		2327		umhos/cm	
OU7	W-832-3602	3/4/21		Field Temperature		19.7		Degrees C	
OU7	W-832-3602	5/12/21		Nitrate (as NO3)		14		mg/L	D
OU7	W-832-3602	5/12/21		Perchlorate	<	4		ug/L	
OU7	W-832-3602	5/12/21		1,1-Dichloroethane	<	0.5		ug/L	
OU7	W-832-3602	5/12/21		1,1-Dichloroethene	<	0.5		ug/L	
OU7	W-832-3602	5/12/21		1,1,1-Trichloroethane	<	0.5		ug/L	
OU7	W-832-3602	5/12/21		1,1,2-Trichloroethane	<	0.5		ug/L	
OU7	W-832-3602	5/12/21		1,1,2,2-Tetrachloroethane	<	0.5		ug/L	
OU7	W-832-3602	5/12/21		1,2-Dichlorobenzene	<	0.5		ug/L	
OU7	W-832-3602	5/12/21		1,2-Dichloroethane	<	0.5		ug/L	
OU7	W-832-3602	5/12/21		1,2-Dichloroethene (total)	<	1		ug/L	
OU7	W-832-3602	5/12/21		1,2-Dichloropropane	<	0.5		ug/L	
OU7	W-832-3602	5/12/21		1,3-Dichlorobenzene	<	0.5		ug/L	
OU7	W-832-3602	5/12/21		1,4-Dichlorobenzene	<	0.5		ug/L	
OU7	W-832-3602	5/12/21		2-Chloroethylvinylether	<	10		ug/L	
OU7	W-832-3602	5/12/21		Bromodichloromethane	<	0.5		ug/L	
OU7	W-832-3602	5/12/21		Bromoform	<	0.5		ug/L	
OU7	W-832-3602	5/12/21		Bromomethane	<	1		ug/L	
OU7	W-832-3602	5/12/21		Carbon tetrachloride	<	0.5		ug/L	
OU7	W-832-3602	5/12/21		Chlorobenzene	<	0.5		ug/L	
OU7	W-832-3602	5/12/21		Chloroethane	<	0.5		ug/L	
OU7	W-832-3602	5/12/21		Chloroform	<	0.5		ug/L	
OU7	W-832-3602	5/12/21		Chloromethane	<	0.5		ug/L	
OU7	W-832-3602	5/12/21		cis-1,2-Dichloroethene	<	0.5		ug/L	
OU7	W-832-3602	5/12/21		cis-1,3-Dichloropropene	<	0.5		ug/L	
OU7	W-832-3602	5/12/21		Dibromochloromethane	<	0.5		ug/L	
OU7	W-832-3602	5/12/21		Dichlorodifluoromethane	<	0.5		ug/L	
OU7	W-832-3602	5/12/21		Methylene chloride	<	1		ug/L	
OU7	W-832-3602	5/12/21		Tetrachloroethene	<	0.5		ug/L	
OU7	W-832-3602	5/12/21		trans-1,2-Dichloroethene	<	0.5		ug/L	
OU7	W-832-3602	5/12/21		trans-1,3-Dichloropropene	<	0.5		ug/L	
OU7	W-832-3602	5/12/21		Trichloroethene		14		ug/L	
OU7	W-832-3602	5/12/21		Trichlorofluoromethane	<	0.5		ug/L	
OU7	W-832-3602	5/12/21		Trichlorotrifluoroethane	<	0.5		ug/L	
OU7	W-832-3602	5/12/21		Vinyl chloride	<	0.5		ug/L	
OU7	W-832-3602	5/12/21		Field Oxidation Potential (Eh)		-57		mVolts	
OU7	W-832-3602	5/12/21		Field pH		7.65		Units	
OU7	W-832-3602	5/12/21		Field Specific Conductance		2324		umhos/cm	
OU7	W-832-3602	5/12/21		Field Temperature		20.7		Degrees C	
OU7	W-832-3602	9/9/21		Nitrate (as NO3)	<	2		mg/L	D
OU7	W-832-3602	9/9/21		Perchlorate	<	2		ug/L	
OU7	W-832-3602	9/9/21		1,1-Dichloroethane	<	0.5		ug/L	
OU7	W-832-3602	9/9/21		1,1-Dichloroethene	<	0.5		ug/L	
OU7	W-832-3602	9/9/21		1,1,1-Trichloroethane	<	0.5		ug/L	
OU7	W-832-3602	9/9/21		1,1,2-Trichloroethane	<	0.5		ug/L	
OU7	W-832-3602	9/9/21		1,1,2,2-Tetrachloroethane	<	0.5		ug/L	
OU7	W-832-3602	9/9/21		1,2-Dichlorobenzene	<	0.5		ug/L	
OU7	W-832-3602	9/9/21		1,2-Dichloroethane	<	0.5		ug/L	
OU7	W-832-3602	9/9/21		1,2-Dichloroethene (total)	<	1		ug/L	
OU7	W-832-3602	9/9/21		1,2-Dichloropropane	<	0.5		ug/L	
OU7	W-832-3602	9/9/21		1,3-Dichlorobenzene	<	0.5		ug/L	
OU7	W-832-3602	9/9/21		1,4-Dichlorobenzene	<	0.5		ug/L	
OU7	W-832-3602	9/9/21		2-Chloroethylvinylether	<	1		ug/L	

Attachment 1. Table 1. Groundwater analytical data, Site 300, 2021.

OU	Location	Date	Sample Type	Parameter	LOS Indicator	Result	Error	Units	QA Flag
OU7	W-832-3602	9/9/21		Bromodichloromethane	<	0.5		ug/L	
OU7	W-832-3602	9/9/21		Bromoform	<	0.5		ug/L	
OU7	W-832-3602	9/9/21		Bromomethane	<	0.5		ug/L	
OU7	W-832-3602	9/9/21		Carbon tetrachloride	<	0.5		ug/L	
OU7	W-832-3602	9/9/21		Chlorobenzene	<	0.5		ug/L	
OU7	W-832-3602	9/9/21		Chloroethane	<	0.5		ug/L	
OU7	W-832-3602	9/9/21		Chloroform	<	0.5		ug/L	
OU7	W-832-3602	9/9/21		Chloromethane	<	0.5		ug/L	
OU7	W-832-3602	9/9/21		cis-1,2-Dichloroethene		0.68		ug/L	
OU7	W-832-3602	9/9/21		cis-1,3-Dichloropropene	<	0.5		ug/L	
OU7	W-832-3602	9/9/21		Dibromochloromethane	<	0.5		ug/L	
OU7	W-832-3602	9/9/21		Dichlorodifluoromethane	<	0.5		ug/L	
OU7	W-832-3602	9/9/21		Methylene chloride	<	0.5		ug/L	
OU7	W-832-3602	9/9/21		Tetrachloroethene	<	0.5		ug/L	
OU7	W-832-3602	9/9/21		trans-1,2-Dichloroethene	<	0.5		ug/L	
OU7	W-832-3602	9/9/21		trans-1,3-Dichloropropene	<	0.5		ug/L	
OU7	W-832-3602	9/9/21		Trichloroethene		7.5		ug/L	
OU7	W-832-3602	9/9/21		Trichlorofluoromethane	<	0.5		ug/L	
OU7	W-832-3602	9/9/21		Trichlorotrifluoroethane	<	0.5		ug/L	
OU7	W-832-3602	9/9/21		Vinyl chloride	<	0.5		ug/L	
OU7	W-832-3602	9/9/21		Field Oxidation Potential (Eh)		-83		mVolts	
OU7	W-832-3602	9/9/21		Field pH		7.84		Units	
OU7	W-832-3602	9/9/21		Field Specific Conductance		2277		umhos/cm	
OU7	W-832-3602	9/9/21		Field Temperature		25.7		Degrees C	
OU7	W-832-3602	10/27/21		Nitrate (as NO3)		9.1		mg/L	
OU7	W-832-3602	10/27/21		Perchlorate	<	2		ug/L	
OU7	W-832-3602	10/27/21		1,1-Dichloroethane	<	0.5		ug/L	
OU7	W-832-3602	10/27/21		1,1-Dichloroethene	<	0.5		ug/L	
OU7	W-832-3602	10/27/21		1,1,1-Trichloroethane	<	0.5		ug/L	
OU7	W-832-3602	10/27/21		1,1,2-Trichloroethane	<	0.5		ug/L	
OU7	W-832-3602	10/27/21		1,1,2,2-Tetrachloroethane	<	0.5		ug/L	
OU7	W-832-3602	10/27/21		1,2-Dichlorobenzene	<	0.5		ug/L	
OU7	W-832-3602	10/27/21		1,2-Dichloroethane	<	0.5		ug/L	
OU7	W-832-3602	10/27/21		1,2-Dichloroethene (total)	<	1		ug/L	
OU7	W-832-3602	10/27/21		1,2-Dichloropropane	<	0.5		ug/L	
OU7	W-832-3602	10/27/21		1,3-Dichlorobenzene	<	0.5		ug/L	
OU7	W-832-3602	10/27/21		1,4-Dichlorobenzene	<	0.5		ug/L	
OU7	W-832-3602	10/27/21		2-Chloroethylvinylether	<	1		ug/L	
OU7	W-832-3602	10/27/21		Bromodichloromethane	<	0.5		ug/L	
OU7	W-832-3602	10/27/21		Bromoform	<	0.5		ug/L	
OU7	W-832-3602	10/27/21		Bromomethane	<	0.5		ug/L	
OU7	W-832-3602	10/27/21		Carbon tetrachloride	<	0.5		ug/L	
OU7	W-832-3602	10/27/21		Chlorobenzene	<	0.5		ug/L	
OU7	W-832-3602	10/27/21		Chloroethane	<	0.5		ug/L	
OU7	W-832-3602	10/27/21		Chloroform	<	0.5		ug/L	
OU7	W-832-3602	10/27/21		Chloromethane	<	0.5		ug/L	
OU7	W-832-3602	10/27/21		cis-1,2-Dichloroethene		0.58		ug/L	
OU7	W-832-3602	10/27/21		cis-1,3-Dichloropropene	<	0.5		ug/L	
OU7	W-832-3602	10/27/21		Dibromochloromethane	<	0.5		ug/L	
OU7	W-832-3602	10/27/21		Dichlorodifluoromethane	<	0.5		ug/L	
OU7	W-832-3602	10/27/21		Methylene chloride	<	0.5		ug/L	
OU7	W-832-3602	10/27/21		Tetrachloroethene	<	0.5		ug/L	
OU7	W-832-3602	10/27/21		trans-1,2-Dichloroethene	<	0.5		ug/L	
OU7	W-832-3602	10/27/21		trans-1,3-Dichloropropene	<	0.5		ug/L	
OU7	W-832-3602	10/27/21		Trichloroethene		14		ug/L	
OU7	W-832-3602	10/27/21		Trichlorofluoromethane	<	0.5		ug/L	
OU7	W-832-3602	10/27/21		Trichlorotrifluoroethane	<	0.5		ug/L	
OU7	W-832-3602	10/27/21		Vinyl chloride	<	0.5		ug/L	
OU7	W-832-3602	10/27/21		Field Oxidation Potential (Eh)		61		mVolts	
OU7	W-832-3602	10/27/21		Field pH		7.54		Units	
OU7	W-832-3602	10/27/21		Field Specific Conductance		2340		umhos/cm	
OU7	W-832-3602	10/27/21		Field Temperature		20.1		Degrees C	
OU7	W-832-3603	3/4/21		Nitrate (as NO3)		7		mg/L	
OU7	W-832-3603	3/4/21		Perchlorate	<	4		ug/L	
OU7	W-832-3603	3/4/21		1,1-Dichloroethane	<	0.5		ug/L	
OU7	W-832-3603	3/4/21		1,1-Dichloroethene	<	0.5		ug/L	

Attachment 1. Table 1. Groundwater analytical data, Site 300, 2021.

OU	Location	Date	Sample Type	Parameter	LOS Indicator	Result	Error	Units	QA Flag
OU7	W-832-3603	3/4/21		1,1,1-Trichloroethane	<	0.5		ug/L	
OU7	W-832-3603	3/4/21		1,1,2-Trichloroethane	<	0.5		ug/L	
OU7	W-832-3603	3/4/21		1,1,2,2-Tetrachloroethane	<	0.5		ug/L	
OU7	W-832-3603	3/4/21		1,2-Dichlorobenzene	<	0.5		ug/L	
OU7	W-832-3603	3/4/21		1,2-Dichloroethane	<	0.5		ug/L	
OU7	W-832-3603	3/4/21		1,2-Dichloroethene (total)	<	1		ug/L	
OU7	W-832-3603	3/4/21		1,2-Dichloropropane	<	0.5		ug/L	
OU7	W-832-3603	3/4/21		1,3-Dichlorobenzene	<	0.5		ug/L	
OU7	W-832-3603	3/4/21		1,4-Dichlorobenzene	<	0.5		ug/L	
OU7	W-832-3603	3/4/21		2-Chloroethylvinylether	<	1		ug/L	
OU7	W-832-3603	3/4/21		Bromodichloromethane	<	0.5		ug/L	
OU7	W-832-3603	3/4/21		Bromoform	<	0.5		ug/L	
OU7	W-832-3603	3/4/21		Bromomethane	<	0.5		ug/L	
OU7	W-832-3603	3/4/21		Carbon tetrachloride	<	0.5		ug/L	
OU7	W-832-3603	3/4/21		Chlorobenzene	<	0.5		ug/L	
OU7	W-832-3603	3/4/21		Chloroethane	<	0.5		ug/L	
OU7	W-832-3603	3/4/21		Chloroform	<	0.5		ug/L	
OU7	W-832-3603	3/4/21		Chloromethane	<	0.5		ug/L	
OU7	W-832-3603	3/4/21		cis-1,2-Dichloroethene	<	0.5		ug/L	
OU7	W-832-3603	3/4/21		cis-1,3-Dichloropropene	<	0.5		ug/L	
OU7	W-832-3603	3/4/21		Dibromochloromethane	<	0.5		ug/L	
OU7	W-832-3603	3/4/21		Dichlorodifluoromethane	<	0.5		ug/L	
OU7	W-832-3603	3/4/21		Methylene chloride	<	0.5		ug/L	
OU7	W-832-3603	3/4/21		Tetrachloroethene	<	0.5		ug/L	
OU7	W-832-3603	3/4/21		trans-1,2-Dichloroethene	<	0.5		ug/L	
OU7	W-832-3603	3/4/21		trans-1,3-Dichloropropene	<	0.5		ug/L	
OU7	W-832-3603	3/4/21		Trichloroethene	<	0.5		ug/L	
OU7	W-832-3603	3/4/21		Trichlorofluoromethane	<	0.5		ug/L	
OU7	W-832-3603	3/4/21		Trichlorotrifluoroethane	<	0.5		ug/L	
OU7	W-832-3603	3/4/21		Vinyl chloride	<	0.5		ug/L	
OU7	W-832-3603	3/4/21		Field Oxidation Potential (Eh)		203		mVolts	
OU7	W-832-3603	3/4/21		Field pH		8.03		Units	
OU7	W-832-3603	3/4/21		Field Specific Conductance		2577		umhos/cm	
OU7	W-832-3603	3/4/21		Field Temperature		19.2		Degrees C	
OU7	W-832-3603	5/12/21		Nitrate (as NO3)		7		mg/L	D
OU7	W-832-3603	5/12/21		Perchlorate	<	4		ug/L	
OU7	W-832-3603	5/12/21		1,1-Dichloroethane	<	0.5		ug/L	
OU7	W-832-3603	5/12/21		1,1-Dichloroethene	<	0.5		ug/L	
OU7	W-832-3603	5/12/21		1,1,1-Trichloroethane	<	0.5		ug/L	
OU7	W-832-3603	5/12/21		1,1,2-Trichloroethane	<	0.5		ug/L	
OU7	W-832-3603	5/12/21		1,1,2,2-Tetrachloroethane	<	0.5		ug/L	
OU7	W-832-3603	5/12/21		1,2-Dichlorobenzene	<	0.5		ug/L	
OU7	W-832-3603	5/12/21		1,2-Dichloroethane	<	0.5		ug/L	
OU7	W-832-3603	5/12/21		1,2-Dichloroethene (total)	<	1		ug/L	
OU7	W-832-3603	5/12/21		1,2-Dichloropropane	<	0.5		ug/L	
OU7	W-832-3603	5/12/21		1,3-Dichlorobenzene	<	0.5		ug/L	
OU7	W-832-3603	5/12/21		1,4-Dichlorobenzene	<	0.5		ug/L	
OU7	W-832-3603	5/12/21		2-Chloroethylvinylether	<	1		ug/L	
OU7	W-832-3603	5/12/21		Bromodichloromethane	<	0.5		ug/L	
OU7	W-832-3603	5/12/21		Bromoform	<	0.5		ug/L	
OU7	W-832-3603	5/12/21		Bromomethane	<	0.5		ug/L	
OU7	W-832-3603	5/12/21		Carbon tetrachloride	<	0.5		ug/L	
OU7	W-832-3603	5/12/21		Chlorobenzene	<	0.5		ug/L	
OU7	W-832-3603	5/12/21		Chloroethane	<	0.5		ug/L	
OU7	W-832-3603	5/12/21		Chloroform	<	0.5		ug/L	
OU7	W-832-3603	5/12/21		Chloromethane	<	0.5		ug/L	
OU7	W-832-3603	5/12/21		cis-1,2-Dichloroethene	<	0.5		ug/L	
OU7	W-832-3603	5/12/21		cis-1,3-Dichloropropene	<	0.5		ug/L	
OU7	W-832-3603	5/12/21		Dibromochloromethane	<	0.5		ug/L	
OU7	W-832-3603	5/12/21		Dichlorodifluoromethane	<	0.5		ug/L	
OU7	W-832-3603	5/12/21		Methylene chloride	<	0.5		ug/L	
OU7	W-832-3603	5/12/21		Tetrachloroethene	<	0.5		ug/L	
OU7	W-832-3603	5/12/21		trans-1,2-Dichloroethene	<	0.5		ug/L	
OU7	W-832-3603	5/12/21		trans-1,3-Dichloropropene	<	0.5		ug/L	
OU7	W-832-3603	5/12/21		Trichloroethene	<	0.5		ug/L	
OU7	W-832-3603	5/12/21		Trichlorofluoromethane	<	0.5		ug/L	

Attachment 1. Table 1. Groundwater analytical data, Site 300, 2021.

OU	Location	Date	Sample Type	Parameter	LOS Indicator	Result	Error	Units	QA Flag
OU7	W-832-3603	5/12/21		Trichlorotrifluoroethane	<	0.5		ug/L	
OU7	W-832-3603	5/12/21		Vinyl chloride	<	0.5		ug/L	
OU7	W-832-3603	5/12/21		Field Oxidation Potential (Eh)		-33		mVolts	
OU7	W-832-3603	5/12/21		Field pH		7.95		Units	
OU7	W-832-3603	5/12/21		Field Specific Conductance		2563		umhos/cm	
OU7	W-832-3603	5/12/21		Field Temperature		20.2		Degrees C	
OU7	W-832-3603	9/9/21		Nitrate (as NO3)		3.5		mg/L	D
OU7	W-832-3603	9/9/21		Perchlorate	<	2		ug/L	
OU7	W-832-3603	9/9/21		1,1-Dichloroethane	<	0.5		ug/L	
OU7	W-832-3603	9/9/21		1,1-Dichloroethene	<	0.5		ug/L	
OU7	W-832-3603	9/9/21		1,1,1-Trichloroethane	<	0.5		ug/L	
OU7	W-832-3603	9/9/21		1,1,2-Trichloroethane	<	0.5		ug/L	
OU7	W-832-3603	9/9/21		1,1,2,2-Tetrachloroethane	<	0.5		ug/L	
OU7	W-832-3603	9/9/21		1,2-Dichlorobenzene	<	0.5		ug/L	
OU7	W-832-3603	9/9/21		1,2-Dichloroethane	<	0.5		ug/L	
OU7	W-832-3603	9/9/21		1,2-Dichloroethene (total)	<	1		ug/L	
OU7	W-832-3603	9/9/21		1,2-Dichloropropane	<	0.5		ug/L	
OU7	W-832-3603	9/9/21		1,3-Dichlorobenzene	<	0.5		ug/L	
OU7	W-832-3603	9/9/21		1,4-Dichlorobenzene	<	0.5		ug/L	
OU7	W-832-3603	9/9/21		2-Chloroethylvinylether	<	1		ug/L	
OU7	W-832-3603	9/9/21		Bromodichloromethane	<	0.5		ug/L	
OU7	W-832-3603	9/9/21		Bromoform	<	0.5		ug/L	
OU7	W-832-3603	9/9/21		Bromomethane	<	0.5		ug/L	
OU7	W-832-3603	9/9/21		Carbon tetrachloride	<	0.5		ug/L	
OU7	W-832-3603	9/9/21		Chlorobenzene	<	0.5		ug/L	
OU7	W-832-3603	9/9/21		Chloroethane	<	0.5		ug/L	
OU7	W-832-3603	9/9/21		Chloroform	<	0.5		ug/L	
OU7	W-832-3603	9/9/21		Chloromethane	<	0.5		ug/L	
OU7	W-832-3603	9/9/21		cis-1,2-Dichloroethene	<	0.5		ug/L	
OU7	W-832-3603	9/9/21		cis-1,3-Dichloropropene	<	0.5		ug/L	
OU7	W-832-3603	9/9/21		Dibromochloromethane	<	0.5		ug/L	
OU7	W-832-3603	9/9/21		Dichlorodifluoromethane	<	0.5		ug/L	
OU7	W-832-3603	9/9/21		Methylene chloride	<	0.5		ug/L	
OU7	W-832-3603	9/9/21		Tetrachloroethene	<	0.5		ug/L	
OU7	W-832-3603	9/9/21		trans-1,2-Dichloroethene	<	0.5		ug/L	
OU7	W-832-3603	9/9/21		trans-1,3-Dichloropropene	<	0.5		ug/L	
OU7	W-832-3603	9/9/21		Trichloroethene	<	0.5		ug/L	
OU7	W-832-3603	9/9/21		Trichlorofluoromethane	<	0.5		ug/L	
OU7	W-832-3603	9/9/21		Trichlorotrifluoroethane	<	0.5		ug/L	
OU7	W-832-3603	9/9/21		Vinyl chloride	<	0.5		ug/L	
OU7	W-832-3603	9/9/21		Field Oxidation Potential (Eh)		114		mVolts	
OU7	W-832-3603	9/9/21		Field pH		7.94		Units	
OU7	W-832-3603	9/9/21		Field Specific Conductance		2482		umhos/cm	
OU7	W-832-3603	9/9/21		Field Temperature		24.3		Degrees C	
OU7	W-832-3603	11/22/21		Nitrate (as NO3)		4		mg/L	D
OU7	W-832-3603	11/22/21		Perchlorate	<	2		ug/L	
OU7	W-832-3603	11/22/21		1,1-Dichloroethane	<	0.5		ug/L	
OU7	W-832-3603	11/22/21		1,1-Dichloroethene	<	0.5		ug/L	
OU7	W-832-3603	11/22/21		1,1,1-Trichloroethane	<	0.5		ug/L	
OU7	W-832-3603	11/22/21		1,1,2-Trichloroethane	<	0.5		ug/L	
OU7	W-832-3603	11/22/21		1,1,2,2-Tetrachloroethane	<	0.5		ug/L	
OU7	W-832-3603	11/22/21		1,2-Dichlorobenzene	<	0.5		ug/L	
OU7	W-832-3603	11/22/21		1,2-Dichloroethane	<	0.5		ug/L	
OU7	W-832-3603	11/22/21		1,2-Dichloroethene (total)	<	1		ug/L	
OU7	W-832-3603	11/22/21		1,2-Dichloropropane	<	0.5		ug/L	
OU7	W-832-3603	11/22/21		1,3-Dichlorobenzene	<	0.5		ug/L	
OU7	W-832-3603	11/22/21		1,4-Dichlorobenzene	<	0.5		ug/L	
OU7	W-832-3603	11/22/21		2-Chloroethylvinylether	<	1		ug/L	
OU7	W-832-3603	11/22/21		Bromodichloromethane	<	0.5		ug/L	
OU7	W-832-3603	11/22/21		Bromoform	<	0.5		ug/L	
OU7	W-832-3603	11/22/21		Bromomethane	<	0.5		ug/L	
OU7	W-832-3603	11/22/21		Carbon tetrachloride	<	0.5		ug/L	
OU7	W-832-3603	11/22/21		Chlorobenzene	<	0.5		ug/L	
OU7	W-832-3603	11/22/21		Chloroethane	<	0.5		ug/L	
OU7	W-832-3603	11/22/21		Chloroform	<	0.5		ug/L	
OU7	W-832-3603	11/22/21		Chloromethane	<	0.5		ug/L	

Attachment 1. Table 1. Groundwater analytical data, Site 300, 2021.

OU	Location	Date	Sample Type	Parameter	LOS Indicator	Result	Error	Units	QA Flag
OU7	W-832-3603	11/22/21		cis-1,2-Dichloroethene	<	0.5		ug/L	
OU7	W-832-3603	11/22/21		cis-1,3-Dichloropropene	<	0.5		ug/L	
OU7	W-832-3603	11/22/21		Dibromochloromethane	<	0.5		ug/L	
OU7	W-832-3603	11/22/21		Dichlorodifluoromethane	<	0.5		ug/L	
OU7	W-832-3603	11/22/21		Methylene chloride	<	0.5		ug/L	
OU7	W-832-3603	11/22/21		Tetrachloroethene	<	0.5		ug/L	
OU7	W-832-3603	11/22/21		trans-1,2-Dichloroethene	<	0.5		ug/L	
OU7	W-832-3603	11/22/21		trans-1,3-Dichloropropene	<	0.5		ug/L	
OU7	W-832-3603	11/22/21		Trichloroethene	<	0.5		ug/L	
OU7	W-832-3603	11/22/21		Trichlorofluoromethane	<	0.5		ug/L	
OU7	W-832-3603	11/22/21		Trichlorotrifluoroethane	<	0.5		ug/L	
OU7	W-832-3603	11/22/21		Vinyl chloride	<	0.5		ug/L	
OU7	W-832-SC3	3/9/21		Nitrate (as NO3)		32		mg/L	D
OU7	W-832-SC3	3/9/21		Perchlorate	<	8		ug/L	D
OU7	W-832-SC3	3/9/21		1,1-Dichloroethane	<	0.5		ug/L	
OU7	W-832-SC3	3/9/21		1,1-Dichloroethene	<	0.5		ug/L	
OU7	W-832-SC3	3/9/21		1,1,1-Trichloroethane	<	0.5		ug/L	
OU7	W-832-SC3	3/9/21		1,1,2-Trichloroethane	<	0.5		ug/L	
OU7	W-832-SC3	3/9/21		1,1,2,2-Tetrachloroethane	<	0.5		ug/L	
OU7	W-832-SC3	3/9/21		1,2-Dichlorobenzene	<	0.5		ug/L	
OU7	W-832-SC3	3/9/21		1,2-Dichloroethane	<	0.5		ug/L	
OU7	W-832-SC3	3/9/21		1,2-Dichloroethene (total)	<	1		ug/L	
OU7	W-832-SC3	3/9/21		1,2-Dichloropropane	<	0.5		ug/L	
OU7	W-832-SC3	3/9/21		1,3-Dichlorobenzene	<	0.5		ug/L	
OU7	W-832-SC3	3/9/21		1,4-Dichlorobenzene	<	0.5		ug/L	
OU7	W-832-SC3	3/9/21		2-Chloroethylvinylether	<	1		ug/L	L
OU7	W-832-SC3	3/9/21		Bromodichloromethane	<	0.5		ug/L	
OU7	W-832-SC3	3/9/21		Bromoform	<	0.5		ug/L	
OU7	W-832-SC3	3/9/21		Bromomethane	<	0.5		ug/L	
OU7	W-832-SC3	3/9/21		Carbon tetrachloride	<	0.5		ug/L	
OU7	W-832-SC3	3/9/21		Chlorobenzene	<	0.5		ug/L	
OU7	W-832-SC3	3/9/21		Chloroethane	<	0.5		ug/L	
OU7	W-832-SC3	3/9/21		Chloroform	<	0.5		ug/L	
OU7	W-832-SC3	3/9/21		Chloromethane	<	0.5		ug/L	
OU7	W-832-SC3	3/9/21		cis-1,2-Dichloroethene	<	0.5		ug/L	
OU7	W-832-SC3	3/9/21		cis-1,3-Dichloropropene	<	0.5		ug/L	
OU7	W-832-SC3	3/9/21		Dibromochloromethane	<	0.5		ug/L	
OU7	W-832-SC3	3/9/21		Dichlorodifluoromethane	<	0.5		ug/L	
OU7	W-832-SC3	3/9/21		Methylene chloride	<	0.5		ug/L	
OU7	W-832-SC3	3/9/21		Tetrachloroethene	<	0.5		ug/L	
OU7	W-832-SC3	3/9/21		trans-1,2-Dichloroethene	<	0.5		ug/L	
OU7	W-832-SC3	3/9/21		trans-1,3-Dichloropropene	<	0.5		ug/L	
OU7	W-832-SC3	3/9/21		Trichloroethene		4.5		ug/L	
OU7	W-832-SC3	3/9/21		Trichlorofluoromethane	<	0.5		ug/L	
OU7	W-832-SC3	3/9/21		Trichlorotrifluoroethane	<	0.5		ug/L	
OU7	W-832-SC3	3/9/21		Vinyl chloride	<	0.5		ug/L	
OU7	W-832-SC3	3/9/21		Field Oxidation Potential (Eh)		161		mVolts	
OU7	W-832-SC3	3/9/21		Field pH		8.26		Units	
OU7	W-832-SC3	3/9/21		Field Specific Conductance		3522		umhos/cm	
OU7	W-832-SC3	3/9/21		Field Temperature		13.4		Degrees C	
OU7	W-832-SC4	3/9/21		Nitrate (as NO3)		60		mg/L	D
OU7	W-832-SC4	3/9/21		1,1-Dichloroethane	<	0.5		ug/L	
OU7	W-832-SC4	3/9/21		1,1-Dichloroethene	<	0.5		ug/L	
OU7	W-832-SC4	3/9/21		1,1,1-Trichloroethane	<	0.5		ug/L	
OU7	W-832-SC4	3/9/21		1,1,2-Trichloroethane	<	0.5		ug/L	
OU7	W-832-SC4	3/9/21		1,1,2,2-Tetrachloroethane	<	0.5		ug/L	
OU7	W-832-SC4	3/9/21		1,2-Dichlorobenzene	<	0.5		ug/L	
OU7	W-832-SC4	3/9/21		1,2-Dichloroethane	<	0.5		ug/L	
OU7	W-832-SC4	3/9/21		1,2-Dichloroethene (total)	<	1		ug/L	
OU7	W-832-SC4	3/9/21		1,2-Dichloropropane	<	0.5		ug/L	
OU7	W-832-SC4	3/9/21		1,3-Dichlorobenzene	<	0.5		ug/L	
OU7	W-832-SC4	3/9/21		1,4-Dichlorobenzene	<	0.5		ug/L	
OU7	W-832-SC4	3/9/21		2-Chloroethylvinylether	<	1		ug/L	L
OU7	W-832-SC4	3/9/21		Bromodichloromethane	<	0.5		ug/L	
OU7	W-832-SC4	3/9/21		Bromoform	<	0.5		ug/L	
OU7	W-832-SC4	3/9/21		Bromomethane	<	0.5		ug/L	

Attachment 1. Table 1. Groundwater analytical data, Site 300, 2021.

OU	Location	Date	Sample Type	Parameter	LOS Indicator	Result	Error	Units	QA Flag
OU7	W-832-SC4	3/9/21		Carbon tetrachloride	<	0.5		ug/L	
OU7	W-832-SC4	3/9/21		Chlorobenzene	<	0.5		ug/L	
OU7	W-832-SC4	3/9/21		Chloroethane	<	0.5		ug/L	
OU7	W-832-SC4	3/9/21		Chloroform	<	0.5		ug/L	
OU7	W-832-SC4	3/9/21		Chloromethane	<	0.5		ug/L	
OU7	W-832-SC4	3/9/21		cis-1,2-Dichloroethene	<	0.5		ug/L	
OU7	W-832-SC4	3/9/21		cis-1,3-Dichloropropene	<	0.5		ug/L	
OU7	W-832-SC4	3/9/21		Dibromochloromethane	<	0.5		ug/L	
OU7	W-832-SC4	3/9/21		Dichlorodifluoromethane	<	0.5		ug/L	
OU7	W-832-SC4	3/9/21		Methylene chloride	<	0.5		ug/L	
OU7	W-832-SC4	3/9/21		Tetrachloroethene	<	0.5		ug/L	
OU7	W-832-SC4	3/9/21		trans-1,2-Dichloroethene	<	0.5		ug/L	
OU7	W-832-SC4	3/9/21		trans-1,3-Dichloropropene	<	0.5		ug/L	
OU7	W-832-SC4	3/9/21		Trichloroethene		0.78		ug/L	
OU7	W-832-SC4	3/9/21		Trichlorofluoromethane	<	0.5		ug/L	
OU7	W-832-SC4	3/9/21		Trichlorotrifluoroethane	<	0.5		ug/L	
OU7	W-832-SC4	3/9/21		Vinyl chloride	<	0.5		ug/L	
OU7	W-832-SC4	3/9/21		Field Oxidation Potential (Eh)		59		mVolts	
OU7	W-832-SC4	3/9/21		Field pH		8.33		Units	
OU7	W-832-SC4	3/9/21		Field Specific Conductance		1898		umhos/cm	
OU7	W-832-SC4	3/9/21		Field Temperature		15.1		Degrees C	
OU7	W-870-02	9/15/21		1,1-Dichloroethane	<	0.5		ug/L	
OU7	W-870-02	9/15/21		1,1-Dichloroethene	<	0.5		ug/L	
OU7	W-870-02	9/15/21		1,1,1-Trichloroethane	<	0.5		ug/L	
OU7	W-870-02	9/15/21		1,1,2-Trichloroethane	<	0.5		ug/L	
OU7	W-870-02	9/15/21		1,1,2,2-Tetrachloroethane	<	0.5		ug/L	
OU7	W-870-02	9/15/21		1,2-Dichlorobenzene	<	0.5		ug/L	
OU7	W-870-02	9/15/21		1,2-Dichloroethane	<	0.5		ug/L	
OU7	W-870-02	9/15/21		1,2-Dichloroethene (total)	<	1		ug/L	
OU7	W-870-02	9/15/21		1,2-Dichloropropane	<	0.5		ug/L	
OU7	W-870-02	9/15/21		1,3-Dichlorobenzene	<	0.5		ug/L	
OU7	W-870-02	9/15/21		1,4-Dichlorobenzene	<	0.5		ug/L	
OU7	W-870-02	9/15/21		2-Chloroethylvinylether	<	1		ug/L	
OU7	W-870-02	9/15/21		Bromodichloromethane	<	0.5		ug/L	
OU7	W-870-02	9/15/21		Bromoform	<	0.5		ug/L	
OU7	W-870-02	9/15/21		Bromomethane	<	0.5		ug/L	
OU7	W-870-02	9/15/21		Carbon tetrachloride	<	0.5		ug/L	
OU7	W-870-02	9/15/21		Chlorobenzene	<	0.5		ug/L	
OU7	W-870-02	9/15/21		Chloroethane	<	0.5		ug/L	
OU7	W-870-02	9/15/21		Chloroform	<	0.5		ug/L	
OU7	W-870-02	9/15/21		Chloromethane	<	0.5		ug/L	
OU7	W-870-02	9/15/21		cis-1,2-Dichloroethene	<	0.5		ug/L	
OU7	W-870-02	9/15/21		cis-1,3-Dichloropropene	<	0.5		ug/L	
OU7	W-870-02	9/15/21		Dibromochloromethane	<	0.5		ug/L	
OU7	W-870-02	9/15/21		Dichlorodifluoromethane	<	0.5		ug/L	
OU7	W-870-02	9/15/21		Methylene chloride	<	0.5		ug/L	
OU7	W-870-02	9/15/21		Tetrachloroethene	<	0.5		ug/L	
OU7	W-870-02	9/15/21		trans-1,2-Dichloroethene	<	0.5		ug/L	
OU7	W-870-02	9/15/21		trans-1,3-Dichloropropene	<	0.5		ug/L	
OU7	W-870-02	9/15/21		Trichloroethene		0.77		ug/L	
OU7	W-870-02	9/15/21		Trichlorofluoromethane	<	0.5		ug/L	
OU7	W-870-02	9/15/21		Trichlorotrifluoroethane	<	0.5		ug/L	
OU7	W-870-02	9/15/21		Vinyl chloride	<	0.5		ug/L	
OU7	W-870-02	9/15/21		Field Oxidation Potential (Eh)		-59		mVolts	
OU7	W-870-02	9/15/21		Field pH		7.8		Units	
OU7	W-870-02	9/15/21		Field Specific Conductance		1570		umhos/cm	
OU7	W-870-02	9/15/21		Field Temperature		24.3		Degrees C	
OU7	W-880-01	3/4/21		Nitrate (as NO3)	<	1		mg/L	D
OU7	W-880-01	3/4/21		Perchlorate	<	4		ug/L	
OU7	W-880-01	3/4/21		1,1-Dichloroethane	<	0.5		ug/L	
OU7	W-880-01	3/4/21		1,1-Dichloroethene	<	0.5		ug/L	
OU7	W-880-01	3/4/21		1,1,1-Trichloroethane	<	0.5		ug/L	
OU7	W-880-01	3/4/21		1,1,2-Trichloroethane	<	0.5		ug/L	
OU7	W-880-01	3/4/21		1,1,2,2-Tetrachloroethane	<	0.5		ug/L	
OU7	W-880-01	3/4/21		1,2-Dichlorobenzene	<	0.5		ug/L	
OU7	W-880-01	3/4/21		1,2-Dichloroethane	<	0.5		ug/L	

Attachment 1. Table 1. Groundwater analytical data, Site 300, 2021.

OU	Location	Date	Sample Type	Parameter	LOS Indicator	Result	Error	Units	QA Flag
OU7	W-880-01	3/4/21		1,2-Dichloroethene (total)	<	1		ug/L	
OU7	W-880-01	3/4/21		1,2-Dichloropropane	<	0.5		ug/L	
OU7	W-880-01	3/4/21		1,3-Dichlorobenzene	<	0.5		ug/L	
OU7	W-880-01	3/4/21		1,4-Dichlorobenzene	<	0.5		ug/L	
OU7	W-880-01	3/4/21		2-Chloroethylvinylether	<	10		ug/L	
OU7	W-880-01	3/4/21		Bromodichloromethane	<	0.5		ug/L	
OU7	W-880-01	3/4/21		Bromoform	<	0.5		ug/L	
OU7	W-880-01	3/4/21		Bromomethane	<	1		ug/L	
OU7	W-880-01	3/4/21		Carbon tetrachloride	<	0.5		ug/L	
OU7	W-880-01	3/4/21		Chlorobenzene	<	0.5		ug/L	
OU7	W-880-01	3/4/21		Chloroethane	<	0.5		ug/L	
OU7	W-880-01	3/4/21		Chloroform	<	0.5		ug/L	
OU7	W-880-01	3/4/21		Chloromethane	<	0.5		ug/L	
OU7	W-880-01	3/4/21		cis-1,2-Dichloroethene	<	0.5		ug/L	
OU7	W-880-01	3/4/21		cis-1,3-Dichloropropene	<	0.5		ug/L	
OU7	W-880-01	3/4/21		Dibromochloromethane	<	0.5		ug/L	
OU7	W-880-01	3/4/21		Dichlorodifluoromethane	<	0.5		ug/L	
OU7	W-880-01	3/4/21		Methylene chloride	<	1		ug/L	
OU7	W-880-01	3/4/21		Tetrachloroethene	<	0.5		ug/L	
OU7	W-880-01	3/4/21		trans-1,2-Dichloroethene	<	0.5		ug/L	
OU7	W-880-01	3/4/21		trans-1,3-Dichloropropene	<	0.5		ug/L	
OU7	W-880-01	3/4/21		Trichloroethene	<	0.5		ug/L	
OU7	W-880-01	3/4/21		Trichlorofluoromethane	<	0.5		ug/L	
OU7	W-880-01	3/4/21		Trichlorotrifluoroethane	<	0.5		ug/L	
OU7	W-880-01	3/4/21		Vinyl chloride	<	0.5		ug/L	
OU7	W-880-01	3/4/21		1,3-Dinitrobenzene	<	2		ug/L	
OU7	W-880-01	3/4/21		1,3,5-Trinitrobenzene	<	2		ug/L	
OU7	W-880-01	3/4/21		2-Amino-4,6-dinitrotoluene	<	2		ug/L	
OU7	W-880-01	3/4/21		2-Nitrotoluene	<	2		ug/L	
OU7	W-880-01	3/4/21		2,4-Dinitrotoluene	<	2		ug/L	
OU7	W-880-01	3/4/21		2,6-Dinitrotoluene	<	2		ug/L	
OU7	W-880-01	3/4/21		3-Nitrotoluene	<	2		ug/L	
OU7	W-880-01	3/4/21		4-Amino-2,6-dinitrotoluene	<	2		ug/L	
OU7	W-880-01	3/4/21		4-Nitrotoluene	<	2		ug/L	
OU7	W-880-01	3/4/21		HMX	<	1		ug/L	
OU7	W-880-01	3/4/21		Nitrobenzene	<	2		ug/L	
OU7	W-880-01	3/4/21		RDX	<	1		ug/L	
OU7	W-880-01	3/4/21		TNT	<	2		ug/L	
OU7	W-880-01	3/4/21		Field Oxidation Potential (Eh)		-99		mVolts	
OU7	W-880-01	3/4/21		Field pH		8.5		Units	
OU7	W-880-01	3/4/21		Field Specific Conductance		1439		umhos/cm	
OU7	W-880-01	3/4/21		Field Temperature		20.2		Degrees C	
OU7	W-880-01	5/20/21		1,1-Dichloroethane	<	0.5		ug/L	
OU7	W-880-01	5/20/21		1,1-Dichloroethene	<	0.5		ug/L	
OU7	W-880-01	5/20/21		1,1,1-Trichloroethane	<	0.5		ug/L	
OU7	W-880-01	5/20/21		1,1,2-Trichloroethane	<	0.5		ug/L	
OU7	W-880-01	5/20/21		1,1,2,2-Tetrachloroethane	<	0.5		ug/L	
OU7	W-880-01	5/20/21		1,2-Dichlorobenzene	<	0.5		ug/L	
OU7	W-880-01	5/20/21		1,2-Dichloroethane	<	0.5		ug/L	
OU7	W-880-01	5/20/21		1,2-Dichloroethene (total)	<	1		ug/L	
OU7	W-880-01	5/20/21		1,2-Dichloropropane	<	0.5		ug/L	
OU7	W-880-01	5/20/21		1,3-Dichlorobenzene	<	0.5		ug/L	
OU7	W-880-01	5/20/21		1,4-Dichlorobenzene	<	0.5		ug/L	
OU7	W-880-01	5/20/21		2-Chloroethylvinylether	<	10		ug/L	
OU7	W-880-01	5/20/21		Bromodichloromethane	<	0.5		ug/L	
OU7	W-880-01	5/20/21		Bromoform	<	0.5		ug/L	
OU7	W-880-01	5/20/21		Bromomethane	<	1		ug/L	
OU7	W-880-01	5/20/21		Carbon tetrachloride	<	0.5		ug/L	
OU7	W-880-01	5/20/21		Chlorobenzene	<	0.5		ug/L	
OU7	W-880-01	5/20/21		Chloroethane	<	0.5		ug/L	
OU7	W-880-01	5/20/21		Chloroform	<	0.5		ug/L	
OU7	W-880-01	5/20/21		Chloromethane	<	0.5		ug/L	
OU7	W-880-01	5/20/21		cis-1,2-Dichloroethene	<	0.5		ug/L	
OU7	W-880-01	5/20/21		cis-1,3-Dichloropropene	<	0.5		ug/L	
OU7	W-880-01	5/20/21		Dibromochloromethane	<	0.5		ug/L	
OU7	W-880-01	5/20/21		Dichlorodifluoromethane	<	0.5		ug/L	

Attachment 1. Table 1. Groundwater analytical data, Site 300, 2021.

OU	Location	Date	Sample Type	Parameter	LOS Indicator	Result	Error	Units	QA Flag
OU7	W-880-01	5/20/21		Methylene chloride	<	1		ug/L	
OU7	W-880-01	5/20/21		Tetrachloroethene	<	0.5		ug/L	
OU7	W-880-01	5/20/21		trans-1,2-Dichloroethene	<	0.5		ug/L	
OU7	W-880-01	5/20/21		trans-1,3-Dichloropropene	<	0.5		ug/L	
OU7	W-880-01	5/20/21		Trichloroethene	<	0.5		ug/L	
OU7	W-880-01	5/20/21		Trichlorofluoromethane	<	0.5		ug/L	
OU7	W-880-01	5/20/21		Trichlorotrifluoroethane	<	0.5		ug/L	
OU7	W-880-01	5/20/21		Vinyl chloride	<	0.5		ug/L	
OU7	W-880-01	5/20/21		Field Oxidation Potential (Eh)		-68		mVolts	
OU7	W-880-01	5/20/21		Field pH		8.23		Units	
OU7	W-880-01	5/20/21		Field Specific Conductance		1477		umhos/cm	
OU7	W-880-01	5/20/21		Field Temperature		19.3		Degrees C	
OU7	W-880-01	9/14/21		Nitrate (as NO3)	<	1		mg/L	D
OU7	W-880-01	9/14/21		Perchlorate	<	2		ug/L	
OU7	W-880-01	9/14/21		1,1-Dichloroethane	<	0.5		ug/L	
OU7	W-880-01	9/14/21		1,1-Dichloroethene	<	0.5		ug/L	
OU7	W-880-01	9/14/21		1,1,1-Trichloroethane	<	0.5		ug/L	
OU7	W-880-01	9/14/21		1,1,2-Trichloroethane	<	0.5		ug/L	
OU7	W-880-01	9/14/21		1,1,2,2-Tetrachloroethane	<	0.5		ug/L	
OU7	W-880-01	9/14/21		1,2-Dichlorobenzene	<	0.5		ug/L	
OU7	W-880-01	9/14/21		1,2-Dichloroethane	<	0.5		ug/L	
OU7	W-880-01	9/14/21		1,2-Dichloroethene (total)	<	1		ug/L	
OU7	W-880-01	9/14/21		1,2-Dichloropropane	<	0.5		ug/L	
OU7	W-880-01	9/14/21		1,3-Dichlorobenzene	<	0.5		ug/L	
OU7	W-880-01	9/14/21		1,4-Dichlorobenzene	<	0.5		ug/L	
OU7	W-880-01	9/14/21		2-Chloroethylvinylether	<	10		ug/L	
OU7	W-880-01	9/14/21		Bromodichloromethane	<	0.5		ug/L	
OU7	W-880-01	9/14/21		Bromoform	<	0.5		ug/L	
OU7	W-880-01	9/14/21		Bromomethane	<	1		ug/L	
OU7	W-880-01	9/14/21		Carbon tetrachloride	<	0.5		ug/L	
OU7	W-880-01	9/14/21		Chlorobenzene	<	0.5		ug/L	
OU7	W-880-01	9/14/21		Chloroethane	<	0.5		ug/L	
OU7	W-880-01	9/14/21		Chloroform	<	0.5		ug/L	
OU7	W-880-01	9/14/21		Chloromethane	<	0.5		ug/L	
OU7	W-880-01	9/14/21		cis-1,2-Dichloroethene	<	0.5		ug/L	
OU7	W-880-01	9/14/21		cis-1,3-Dichloropropene	<	0.5		ug/L	
OU7	W-880-01	9/14/21		Dibromochloromethane	<	0.5		ug/L	
OU7	W-880-01	9/14/21		Dichlorodifluoromethane	<	0.5		ug/L	
OU7	W-880-01	9/14/21		Methylene chloride	<	1		ug/L	
OU7	W-880-01	9/14/21		Tetrachloroethene	<	0.5		ug/L	
OU7	W-880-01	9/14/21		trans-1,2-Dichloroethene	<	0.5		ug/L	
OU7	W-880-01	9/14/21		trans-1,3-Dichloropropene	<	0.5		ug/L	
OU7	W-880-01	9/14/21		Trichloroethene	<	0.5		ug/L	
OU7	W-880-01	9/14/21		Trichlorofluoromethane	<	0.5		ug/L	
OU7	W-880-01	9/14/21		Trichlorotrifluoroethane	<	0.5		ug/L	
OU7	W-880-01	9/14/21		Vinyl chloride	<	0.5		ug/L	
OU7	W-880-01	9/14/21		1,3-Dinitrobenzene	<	2		ug/L	
OU7	W-880-01	9/14/21		1,3,5-Trinitrobenzene	<	2		ug/L	
OU7	W-880-01	9/14/21		2-Amino-4,6-dinitrotoluene	<	2		ug/L	
OU7	W-880-01	9/14/21		2-Nitrotoluene	<	2		ug/L	
OU7	W-880-01	9/14/21		2,4-Dinitrotoluene	<	2		ug/L	
OU7	W-880-01	9/14/21		2,6-Dinitrotoluene	<	2		ug/L	
OU7	W-880-01	9/14/21		3-Nitrotoluene	<	2		ug/L	
OU7	W-880-01	9/14/21		4-Amino-2,6-dinitrotoluene	<	2		ug/L	
OU7	W-880-01	9/14/21		4-Nitrotoluene	<	2		ug/L	
OU7	W-880-01	9/14/21		HMX	<	1		ug/L	
OU7	W-880-01	9/14/21		Nitrobenzene	<	2		ug/L	
OU7	W-880-01	9/14/21		RDX	<	1		ug/L	
OU7	W-880-01	9/14/21		TNT	<	2		ug/L	
OU7	W-880-01	9/14/21		Field Oxidation Potential (Eh)		-106		mVolts	
OU7	W-880-01	9/14/21		Field pH		8.97		Units	
OU7	W-880-01	9/14/21		Field Specific Conductance		1435		umhos/cm	
OU7	W-880-01	9/14/21		Field Temperature		23.5		Degrees C	
OU7	W-880-01	10/26/21		1,1-Dichloroethane	<	0.5		ug/L	
OU7	W-880-01	10/26/21		1,1-Dichloroethene	<	0.5		ug/L	
OU7	W-880-01	10/26/21		1,1,1-Trichloroethane	<	0.5		ug/L	

Attachment 1. Table 1. Groundwater analytical data, Site 300, 2021.

OU	Location	Date	Sample Type	Parameter	LOS Indicator	Result	Error	Units	QA Flag
OU7	W-880-01	10/26/21		1,1,2-Trichloroethane	<	0.5		ug/L	
OU7	W-880-01	10/26/21		1,1,2,2-Tetrachloroethane	<	0.5		ug/L	
OU7	W-880-01	10/26/21		1,2-Dichlorobenzene	<	0.5		ug/L	
OU7	W-880-01	10/26/21		1,2-Dichloroethane	<	0.5		ug/L	
OU7	W-880-01	10/26/21		1,2-Dichloroethene (total)	<	1		ug/L	
OU7	W-880-01	10/26/21		1,2-Dichloropropane	<	0.5		ug/L	
OU7	W-880-01	10/26/21		1,3-Dichlorobenzene	<	0.5		ug/L	
OU7	W-880-01	10/26/21		1,4-Dichlorobenzene	<	0.5		ug/L	
OU7	W-880-01	10/26/21		2-Chloroethylvinylether	<	10		ug/L	
OU7	W-880-01	10/26/21		Bromodichloromethane	<	0.5		ug/L	
OU7	W-880-01	10/26/21		Bromoform	<	0.5		ug/L	
OU7	W-880-01	10/26/21		Bromomethane	<	1		ug/L	
OU7	W-880-01	10/26/21		Carbon tetrachloride	<	0.5		ug/L	
OU7	W-880-01	10/26/21		Chlorobenzene	<	0.5		ug/L	
OU7	W-880-01	10/26/21		Chloroethane	<	0.5		ug/L	
OU7	W-880-01	10/26/21		Chloroform	<	0.5		ug/L	
OU7	W-880-01	10/26/21		Chloromethane	<	0.5		ug/L	
OU7	W-880-01	10/26/21		cis-1,2-Dichloroethene	<	0.5		ug/L	
OU7	W-880-01	10/26/21		cis-1,3-Dichloropropene	<	0.5		ug/L	
OU7	W-880-01	10/26/21		Dibromochloromethane	<	0.5		ug/L	
OU7	W-880-01	10/26/21		Dichlorodifluoromethane	<	0.5		ug/L	
OU7	W-880-01	10/26/21		Methylene chloride	<	1		ug/L	
OU7	W-880-01	10/26/21		Tetrachloroethene	<	0.5		ug/L	
OU7	W-880-01	10/26/21		trans-1,2-Dichloroethene	<	0.5		ug/L	
OU7	W-880-01	10/26/21		trans-1,3-Dichloropropene	<	0.5		ug/L	
OU7	W-880-01	10/26/21		Trichloroethene	<	0.5		ug/L	
OU7	W-880-01	10/26/21		Trichlorofluoromethane	<	0.5		ug/L	
OU7	W-880-01	10/26/21		Trichlorotrifluoroethane	<	0.5		ug/L	
OU7	W-880-01	10/26/21		Vinyl chloride	<	0.5		ug/L	
OU7	W-880-01	10/26/21		Field Oxidation Potential (Eh)		-246		mVolts	
OU7	W-880-01	10/26/21		Field pH		8.33		Units	
OU7	W-880-01	10/26/21		Field Specific Conductance		1460		umhos/cm	
OU7	W-880-01	10/26/21		Field Temperature		20.4		Degrees C	
OU7	W-880-02	3/4/21		Nitrate (as NO3)	<	1		mg/L	D
OU7	W-880-02	3/4/21		Perchlorate	<	4		ug/L	
OU7	W-880-02	3/4/21		1,1-Dichloroethane	<	0.5		ug/L	
OU7	W-880-02	3/4/21		1,1-Dichloroethene	<	0.5		ug/L	
OU7	W-880-02	3/4/21		1,1,1-Trichloroethane	<	0.5		ug/L	
OU7	W-880-02	3/4/21		1,1,2-Trichloroethane	<	0.5		ug/L	
OU7	W-880-02	3/4/21		1,1,2,2-Tetrachloroethane	<	0.5		ug/L	
OU7	W-880-02	3/4/21		1,2-Dichlorobenzene	<	0.5		ug/L	
OU7	W-880-02	3/4/21		1,2-Dichloroethane	<	0.5		ug/L	
OU7	W-880-02	3/4/21		1,2-Dichloroethene (total)	<	1		ug/L	
OU7	W-880-02	3/4/21		1,2-Dichloropropane	<	0.5		ug/L	
OU7	W-880-02	3/4/21		1,3-Dichlorobenzene	<	0.5		ug/L	
OU7	W-880-02	3/4/21		1,4-Dichlorobenzene	<	0.5		ug/L	
OU7	W-880-02	3/4/21		2-Chloroethylvinylether	<	10		ug/L	
OU7	W-880-02	3/4/21		Bromodichloromethane	<	0.5		ug/L	
OU7	W-880-02	3/4/21		Bromoform	<	0.5		ug/L	
OU7	W-880-02	3/4/21		Bromomethane	<	1		ug/L	
OU7	W-880-02	3/4/21		Carbon tetrachloride	<	0.5		ug/L	
OU7	W-880-02	3/4/21		Chlorobenzene	<	0.5		ug/L	
OU7	W-880-02	3/4/21		Chloroethane	<	0.5		ug/L	
OU7	W-880-02	3/4/21		Chloroform	<	0.5		ug/L	
OU7	W-880-02	3/4/21		Chloromethane	<	0.5		ug/L	
OU7	W-880-02	3/4/21		cis-1,2-Dichloroethene	<	0.5		ug/L	
OU7	W-880-02	3/4/21		cis-1,3-Dichloropropene	<	0.5		ug/L	
OU7	W-880-02	3/4/21		Dibromochloromethane	<	0.5		ug/L	
OU7	W-880-02	3/4/21		Dichlorodifluoromethane	<	0.5		ug/L	
OU7	W-880-02	3/4/21		Methylene chloride	<	1		ug/L	
OU7	W-880-02	3/4/21		Tetrachloroethene	<	0.5		ug/L	
OU7	W-880-02	3/4/21		trans-1,2-Dichloroethene	<	0.5		ug/L	
OU7	W-880-02	3/4/21		trans-1,3-Dichloropropene	<	0.5		ug/L	
OU7	W-880-02	3/4/21		Trichloroethene	<	0.5		ug/L	
OU7	W-880-02	3/4/21		Trichlorofluoromethane	<	0.5		ug/L	
OU7	W-880-02	3/4/21		Trichlorotrifluoroethane	<	0.5		ug/L	

Attachment 1. Table 1. Groundwater analytical data, Site 300, 2021.

OU	Location	Date	Sample Type	Parameter	LOS Indicator	Result	Error	Units	QA Flag
OU7	W-880-02	3/4/21		Vinyl chloride	<	0.5		ug/L	
OU7	W-880-02	3/4/21		1,3-Dinitrobenzene	<	2.7		ug/L	D
OU7	W-880-02	3/4/21		1,3,5-Trinitrobenzene	<	2.7		ug/L	D
OU7	W-880-02	3/4/21		2-Amino-4,6-dinitrotoluene	<	2.7		ug/L	D
OU7	W-880-02	3/4/21		2-Nitrotoluene	<	2.7		ug/L	D
OU7	W-880-02	3/4/21		2,4-Dinitrotoluene	<	2.7		ug/L	D
OU7	W-880-02	3/4/21		2,6-Dinitrotoluene	<	2.7		ug/L	D
OU7	W-880-02	3/4/21		3-Nitrotoluene	<	2.7		ug/L	D
OU7	W-880-02	3/4/21		4-Amino-2,6-dinitrotoluene	<	2.7		ug/L	D
OU7	W-880-02	3/4/21		4-Nitrotoluene	<	2.7		ug/L	D
OU7	W-880-02	3/4/21		HMX	<	1.3		ug/L	D
OU7	W-880-02	3/4/21		Nitrobenzene	<	2.7		ug/L	D
OU7	W-880-02	3/4/21		RDX	<	1.3		ug/L	D
OU7	W-880-02	3/4/21		TNT	<	2.7		ug/L	D
OU7	W-880-02	3/4/21		Field Oxidation Potential (Eh)		113		mVolts	
OU7	W-880-02	3/4/21		Field pH		7.44		Units	
OU7	W-880-02	3/4/21		Field Specific Conductance		2372		umhos/cm	
OU7	W-880-02	3/4/21		Field Temperature		19.7		Degrees C	
OU7	W-880-02	5/20/21		1,1-Dichloroethane	<	0.5		ug/L	
OU7	W-880-02	5/20/21		1,1-Dichloroethene	<	0.5		ug/L	
OU7	W-880-02	5/20/21		1,1,1-Trichloroethane	<	0.5		ug/L	
OU7	W-880-02	5/20/21		1,1,2-Trichloroethane	<	0.5		ug/L	
OU7	W-880-02	5/20/21		1,1,2,2-Tetrachloroethane	<	0.5		ug/L	
OU7	W-880-02	5/20/21		1,2-Dichlorobenzene	<	0.5		ug/L	
OU7	W-880-02	5/20/21		1,2-Dichloroethane	<	0.5		ug/L	
OU7	W-880-02	5/20/21		1,2-Dichloroethene (total)	<	1		ug/L	
OU7	W-880-02	5/20/21		1,2-Dichloropropane	<	0.5		ug/L	
OU7	W-880-02	5/20/21		1,3-Dichlorobenzene	<	0.5		ug/L	
OU7	W-880-02	5/20/21		1,4-Dichlorobenzene	<	0.5		ug/L	
OU7	W-880-02	5/20/21		2-Chloroethylvinylether	<	10		ug/L	
OU7	W-880-02	5/20/21		Bromodichloromethane	<	0.5		ug/L	
OU7	W-880-02	5/20/21		Bromoform	<	0.5		ug/L	
OU7	W-880-02	5/20/21		Bromomethane	<	1		ug/L	
OU7	W-880-02	5/20/21		Carbon tetrachloride	<	0.5		ug/L	
OU7	W-880-02	5/20/21		Chlorobenzene	<	0.5		ug/L	
OU7	W-880-02	5/20/21		Chloroethane	<	0.5		ug/L	
OU7	W-880-02	5/20/21		Chloroform	<	0.5		ug/L	
OU7	W-880-02	5/20/21		Chloromethane	<	0.5		ug/L	
OU7	W-880-02	5/20/21		cis-1,2-Dichloroethene	<	0.5		ug/L	
OU7	W-880-02	5/20/21		cis-1,3-Dichloropropene	<	0.5		ug/L	
OU7	W-880-02	5/20/21		Dibromochloromethane	<	0.5		ug/L	
OU7	W-880-02	5/20/21		Dichlorodifluoromethane	<	0.5		ug/L	
OU7	W-880-02	5/20/21		Methylene chloride	<	1		ug/L	
OU7	W-880-02	5/20/21		Tetrachloroethene	<	0.5		ug/L	
OU7	W-880-02	5/20/21		trans-1,2-Dichloroethene	<	0.5		ug/L	
OU7	W-880-02	5/20/21		trans-1,3-Dichloropropene	<	0.5		ug/L	
OU7	W-880-02	5/20/21		Trichloroethene	<	0.5		ug/L	
OU7	W-880-02	5/20/21		Trichlorofluoromethane	<	0.5		ug/L	
OU7	W-880-02	5/20/21		Trichlorotrifluoroethane	<	0.5		ug/L	
OU7	W-880-02	5/20/21		Vinyl chloride	<	0.5		ug/L	
OU7	W-880-02	5/20/21		Field Oxidation Potential (Eh)		-39		mVolts	
OU7	W-880-02	5/20/21		Field pH		7.18		Units	
OU7	W-880-02	5/20/21		Field Specific Conductance		2056		umhos/cm	
OU7	W-880-02	5/20/21		Field Temperature		19.5		Degrees C	
OU7	W-880-03	3/4/21		Nitrate (as NO3)	<	1		mg/L	D
OU7	W-880-03	3/4/21		Perchlorate	<	4		ug/L	
OU7	W-880-03	3/4/21		1,1-Dichloroethane	<	0.5		ug/L	
OU7	W-880-03	3/4/21		1,1-Dichloroethene	<	0.5		ug/L	
OU7	W-880-03	3/4/21		1,1,1-Trichloroethane	<	0.5		ug/L	
OU7	W-880-03	3/4/21		1,1,2-Trichloroethane	<	0.5		ug/L	
OU7	W-880-03	3/4/21		1,1,2,2-Tetrachloroethane	<	0.5		ug/L	
OU7	W-880-03	3/4/21		1,2-Dichlorobenzene	<	0.5		ug/L	
OU7	W-880-03	3/4/21		1,2-Dichloroethane	<	0.5		ug/L	
OU7	W-880-03	3/4/21		1,2-Dichloroethene (total)	<	1		ug/L	
OU7	W-880-03	3/4/21		1,2-Dichloropropane	<	0.5		ug/L	
OU7	W-880-03	3/4/21		1,3-Dichlorobenzene	<	0.5		ug/L	

Attachment 1. Table 1. Groundwater analytical data, Site 300, 2021.

OU	Location	Date	Sample Type	Parameter	LOS Indicator	Result	Error	Units	QA Flag
OU7	W-880-03	3/4/21		1,4-Dichlorobenzene	<	0.5		ug/L	
OU7	W-880-03	3/4/21		2-Chloroethylvinylether	<	10		ug/L	
OU7	W-880-03	3/4/21		Bromodichloromethane	<	0.5		ug/L	
OU7	W-880-03	3/4/21		Bromoform	<	0.5		ug/L	
OU7	W-880-03	3/4/21		Bromomethane	<	1		ug/L	
OU7	W-880-03	3/4/21		Carbon tetrachloride	<	0.5		ug/L	
OU7	W-880-03	3/4/21		Chlorobenzene	<	0.5		ug/L	
OU7	W-880-03	3/4/21		Chloroethane	<	0.5		ug/L	
OU7	W-880-03	3/4/21		Chloroform	<	0.5		ug/L	
OU7	W-880-03	3/4/21		Chloromethane	<	0.5		ug/L	
OU7	W-880-03	3/4/21		cis-1,2-Dichloroethene	<	0.5		ug/L	
OU7	W-880-03	3/4/21		cis-1,3-Dichloropropene	<	0.5		ug/L	
OU7	W-880-03	3/4/21		Dibromochloromethane	<	0.5		ug/L	
OU7	W-880-03	3/4/21		Dichlorodifluoromethane	<	0.5		ug/L	
OU7	W-880-03	3/4/21		Methylene chloride	<	1		ug/L	
OU7	W-880-03	3/4/21		Tetrachloroethene	<	0.5		ug/L	
OU7	W-880-03	3/4/21		trans-1,2-Dichloroethene	<	0.5		ug/L	
OU7	W-880-03	3/4/21		trans-1,3-Dichloropropene	<	0.5		ug/L	
OU7	W-880-03	3/4/21		Trichloroethene	<	0.5		ug/L	
OU7	W-880-03	3/4/21		Trichlorofluoromethane	<	0.5		ug/L	
OU7	W-880-03	3/4/21		Trichlorotrifluoroethane	<	0.5		ug/L	
OU7	W-880-03	3/4/21		Vinyl chloride	<	0.5		ug/L	
OU7	W-880-03	3/4/21		1,3-Dinitrobenzene	<	2		ug/L	
OU7	W-880-03	3/4/21		1,3,5-Trinitrobenzene	<	2		ug/L	
OU7	W-880-03	3/4/21		2-Amino-4,6-dinitrotoluene	<	2		ug/L	
OU7	W-880-03	3/4/21		2-Nitrotoluene	<	2		ug/L	
OU7	W-880-03	3/4/21		2,4-Dinitrotoluene	<	2		ug/L	
OU7	W-880-03	3/4/21		2,6-Dinitrotoluene	<	2		ug/L	
OU7	W-880-03	3/4/21		3-Nitrotoluene	<	2		ug/L	
OU7	W-880-03	3/4/21		4-Amino-2,6-dinitrotoluene	<	2		ug/L	
OU7	W-880-03	3/4/21		4-Nitrotoluene	<	2		ug/L	
OU7	W-880-03	3/4/21		HMX	<	1		ug/L	
OU7	W-880-03	3/4/21		Nitrobenzene	<	2		ug/L	
OU7	W-880-03	3/4/21		RDX	<	1		ug/L	
OU7	W-880-03	3/4/21		TNT	<	2		ug/L	
OU7	W-880-03	3/4/21		Field Oxidation Potential (Eh)		-169		mVolts	
OU7	W-880-03	3/4/21		Field pH		8.64		Units	
OU7	W-880-03	3/4/21		Field Specific Conductance		1840		umhos/cm	
OU7	W-880-03	3/4/21		Field Temperature		16.2		Degrees C	
OU7	W-880-03	5/20/21		1,1-Dichloroethane	<	0.5		ug/L	
OU7	W-880-03	5/20/21		1,1-Dichloroethene	<	0.5		ug/L	
OU7	W-880-03	5/20/21		1,1,1-Trichloroethane	<	0.5		ug/L	
OU7	W-880-03	5/20/21		1,1,2-Trichloroethane	<	0.5		ug/L	
OU7	W-880-03	5/20/21		1,1,2,2-Tetrachloroethane	<	0.5		ug/L	
OU7	W-880-03	5/20/21		1,2-Dichlorobenzene	<	0.5		ug/L	
OU7	W-880-03	5/20/21		1,2-Dichloroethane	<	0.5		ug/L	
OU7	W-880-03	5/20/21		1,2-Dichloroethene (total)	<	1		ug/L	
OU7	W-880-03	5/20/21		1,2-Dichloropropane	<	0.5		ug/L	
OU7	W-880-03	5/20/21		1,3-Dichlorobenzene	<	0.5		ug/L	
OU7	W-880-03	5/20/21		1,4-Dichlorobenzene	<	0.5		ug/L	
OU7	W-880-03	5/20/21		2-Chloroethylvinylether	<	10		ug/L	
OU7	W-880-03	5/20/21		Bromodichloromethane	<	0.5		ug/L	
OU7	W-880-03	5/20/21		Bromoform	<	0.5		ug/L	
OU7	W-880-03	5/20/21		Bromomethane	<	1		ug/L	
OU7	W-880-03	5/20/21		Carbon tetrachloride	<	0.5		ug/L	
OU7	W-880-03	5/20/21		Chlorobenzene	<	0.5		ug/L	
OU7	W-880-03	5/20/21		Chloroethane	<	0.5		ug/L	
OU7	W-880-03	5/20/21		Chloroform	<	0.5		ug/L	
OU7	W-880-03	5/20/21		Chloromethane	<	0.5		ug/L	
OU7	W-880-03	5/20/21		cis-1,2-Dichloroethene	<	0.5		ug/L	
OU7	W-880-03	5/20/21		cis-1,3-Dichloropropene	<	0.5		ug/L	
OU7	W-880-03	5/20/21		Dibromochloromethane	<	0.5		ug/L	
OU7	W-880-03	5/20/21		Dichlorodifluoromethane	<	0.5		ug/L	
OU7	W-880-03	5/20/21		Methylene chloride	<	1		ug/L	
OU7	W-880-03	5/20/21		Tetrachloroethene	<	0.5		ug/L	
OU7	W-880-03	5/20/21		trans-1,2-Dichloroethene	<	0.5		ug/L	

Attachment 1. Table 1. Groundwater analytical data, Site 300, 2021.

OU	Location	Date	Sample Type	Parameter	LOS Indicator	Result	Error	Units	QA Flag
OU7	W-880-03	5/20/21		trans-1,3-Dichloropropene	<	0.5		ug/L	
OU7	W-880-03	5/20/21		Trichloroethene	<	0.5		ug/L	
OU7	W-880-03	5/20/21		Trichlorofluoromethane	<	0.5		ug/L	
OU7	W-880-03	5/20/21		Trichlorotrifluoroethane	<	0.5		ug/L	
OU7	W-880-03	5/20/21		Vinyl chloride	<	0.5		ug/L	
OU7	W-880-03	5/20/21		Field Oxidation Potential (Eh)		-142		mVolts	
OU7	W-880-03	5/20/21		Field pH		8.53		Units	
OU7	W-880-03	5/20/21		Field Specific Conductance		1867		umhos/cm	
OU7	W-880-03	5/20/21		Field Temperature		21.9		Degrees C	
OU7	W-880-03	9/14/21		Nitrate (as NO3)	<	1		mg/L	D
OU7	W-880-03	9/14/21		Perchlorate	<	2		ug/L	
OU7	W-880-03	9/14/21		1,1-Dichloroethane	<	0.5		ug/L	
OU7	W-880-03	9/14/21		1,1-Dichloroethene	<	0.5		ug/L	
OU7	W-880-03	9/14/21		1,1,1-Trichloroethane	<	0.5		ug/L	
OU7	W-880-03	9/14/21		1,1,2-Trichloroethane	<	0.5		ug/L	
OU7	W-880-03	9/14/21		1,1,2,2-Tetrachloroethane	<	0.5		ug/L	
OU7	W-880-03	9/14/21		1,2-Dichlorobenzene	<	0.5		ug/L	
OU7	W-880-03	9/14/21		1,2-Dichloroethane	<	0.5		ug/L	
OU7	W-880-03	9/14/21		1,2-Dichloroethene (total)	<	1		ug/L	
OU7	W-880-03	9/14/21		1,2-Dichloropropane	<	0.5		ug/L	
OU7	W-880-03	9/14/21		1,3-Dichlorobenzene	<	0.5		ug/L	
OU7	W-880-03	9/14/21		1,4-Dichlorobenzene	<	0.5		ug/L	
OU7	W-880-03	9/14/21		2-Chloroethylvinylether	<	10		ug/L	
OU7	W-880-03	9/14/21		Bromodichloromethane	<	0.5		ug/L	
OU7	W-880-03	9/14/21		Bromoform	<	0.5		ug/L	
OU7	W-880-03	9/14/21		Bromomethane	<	1		ug/L	
OU7	W-880-03	9/14/21		Carbon tetrachloride	<	0.5		ug/L	
OU7	W-880-03	9/14/21		Chlorobenzene	<	0.5		ug/L	
OU7	W-880-03	9/14/21		Chloroethane	<	0.5		ug/L	
OU7	W-880-03	9/14/21		Chloroform	<	0.5		ug/L	
OU7	W-880-03	9/14/21		Chloromethane	<	0.5		ug/L	
OU7	W-880-03	9/14/21		cis-1,2-Dichloroethene	<	0.5		ug/L	
OU7	W-880-03	9/14/21		cis-1,3-Dichloropropene	<	0.5		ug/L	
OU7	W-880-03	9/14/21		Dibromochloromethane	<	0.5		ug/L	
OU7	W-880-03	9/14/21		Dichlorodifluoromethane	<	0.5		ug/L	
OU7	W-880-03	9/14/21		Methylene chloride	<	1		ug/L	
OU7	W-880-03	9/14/21		Tetrachloroethene	<	0.5		ug/L	
OU7	W-880-03	9/14/21		trans-1,2-Dichloroethene	<	0.5		ug/L	
OU7	W-880-03	9/14/21		trans-1,3-Dichloropropene	<	0.5		ug/L	
OU7	W-880-03	9/14/21		Trichloroethene	<	0.5		ug/L	
OU7	W-880-03	9/14/21		Trichlorofluoromethane	<	0.5		ug/L	
OU7	W-880-03	9/14/21		Trichlorotrifluoroethane	<	0.5		ug/L	
OU7	W-880-03	9/14/21		Vinyl chloride	<	0.5		ug/L	
OU7	W-880-03	9/14/21		1,3-Dinitrobenzene	<	2.4		ug/L	D
OU7	W-880-03	9/14/21		1,3,5-Trinitrobenzene	<	2.4		ug/L	D
OU7	W-880-03	9/14/21		2-Amino-4,6-dinitrotoluene	<	2.4		ug/L	D
OU7	W-880-03	9/14/21		2-Nitrotoluene	<	2.4		ug/L	D
OU7	W-880-03	9/14/21		2,4-Dinitrotoluene	<	2.4		ug/L	D
OU7	W-880-03	9/14/21		2,6-Dinitrotoluene	<	2.4		ug/L	D
OU7	W-880-03	9/14/21		3-Nitrotoluene	<	2.4		ug/L	D
OU7	W-880-03	9/14/21		4-Amino-2,6-dinitrotoluene	<	2.4		ug/L	D
OU7	W-880-03	9/14/21		4-Nitrotoluene	<	2.4		ug/L	D
OU7	W-880-03	9/14/21		HMX	<	1.2		ug/L	D
OU7	W-880-03	9/14/21		Nitrobenzene	<	2.4		ug/L	D
OU7	W-880-03	9/14/21		RDX	<	1.2		ug/L	D
OU7	W-880-03	9/14/21		TNT	<	2.4		ug/L	D
OU7	W-880-03	9/14/21		Field Oxidation Potential (Eh)		-162		mVolts	
OU7	W-880-03	9/14/21		Field pH		8.76		Units	
OU7	W-880-03	9/14/21		Field Specific Conductance		1756		umhos/cm	
OU7	W-880-03	9/14/21		Field Temperature		30.6		Degrees C	
OU7	W-880-03	10/26/21		1,1-Dichloroethane	<	0.5		ug/L	
OU7	W-880-03	10/26/21		1,1-Dichloroethene	<	0.5		ug/L	
OU7	W-880-03	10/26/21		1,1,1-Trichloroethane	<	0.5		ug/L	
OU7	W-880-03	10/26/21		1,1,2-Trichloroethane	<	0.5		ug/L	
OU7	W-880-03	10/26/21		1,1,2,2-Tetrachloroethane	<	0.5		ug/L	
OU7	W-880-03	10/26/21		1,2-Dichlorobenzene	<	0.5		ug/L	

Attachment 1. Table 1. Groundwater analytical data, Site 300, 2021.

OU	Location	Date	Sample Type	Parameter	LOS Indicator	Result	Error	Units	QA Flag
OU7	W-880-03	10/26/21		1,2-Dichloroethane	<	0.5		ug/L	
OU7	W-880-03	10/26/21		1,2-Dichloroethene (total)	<	1		ug/L	
OU7	W-880-03	10/26/21		1,2-Dichloropropane	<	0.5		ug/L	
OU7	W-880-03	10/26/21		1,3-Dichlorobenzene	<	0.5		ug/L	
OU7	W-880-03	10/26/21		1,4-Dichlorobenzene	<	0.5		ug/L	
OU7	W-880-03	10/26/21		2-Chloroethylvinylether	<	10		ug/L	
OU7	W-880-03	10/26/21		Bromodichloromethane	<	0.5		ug/L	
OU7	W-880-03	10/26/21		Bromoform	<	0.5		ug/L	
OU7	W-880-03	10/26/21		Bromomethane	<	1		ug/L	
OU7	W-880-03	10/26/21		Carbon tetrachloride	<	0.5		ug/L	
OU7	W-880-03	10/26/21		Chlorobenzene	<	0.5		ug/L	
OU7	W-880-03	10/26/21		Chloroethane	<	0.5		ug/L	
OU7	W-880-03	10/26/21		Chloroform	<	0.5		ug/L	
OU7	W-880-03	10/26/21		Chloromethane	<	0.5		ug/L	
OU7	W-880-03	10/26/21		cis-1,2-Dichloroethene	<	0.5		ug/L	
OU7	W-880-03	10/26/21		cis-1,3-Dichloropropene	<	0.5		ug/L	
OU7	W-880-03	10/26/21		Dibromochloromethane	<	0.5		ug/L	
OU7	W-880-03	10/26/21		Dichlorodifluoromethane	<	0.5		ug/L	
OU7	W-880-03	10/26/21		Methylene chloride	<	1		ug/L	
OU7	W-880-03	10/26/21		Tetrachloroethene	<	0.5		ug/L	
OU7	W-880-03	10/26/21		trans-1,2-Dichloroethene	<	0.5		ug/L	
OU7	W-880-03	10/26/21		trans-1,3-Dichloropropene	<	0.5		ug/L	
OU7	W-880-03	10/26/21		Trichloroethene	<	0.5		ug/L	
OU7	W-880-03	10/26/21		Trichlorofluoromethane	<	0.5		ug/L	
OU7	W-880-03	10/26/21		Trichlorotrifluoroethane	<	0.5		ug/L	
OU7	W-880-03	10/26/21		Vinyl chloride	<	0.5		ug/L	
OU7	W-880-03	10/26/21		Field Oxidation Potential (Eh)		-282		mVolts	
OU7	W-880-03	10/26/21		Field pH		8.48		Units	
OU7	W-880-03	10/26/21		Field Specific Conductance		1776		umhos/cm	
OU7	W-880-03	10/26/21		Field Temperature		20.7		Degrees C	
OU8	K8-01	5/5/21		Uranium 234 and 233 (in activity)		6.37	0.671	pCi/L	
OU8	K8-01	5/5/21		Uranium 235 and 236 (in activity)		0.199	0.059	pCi/L	
OU8	K8-01	5/5/21		Uranium 238 (in activity)		4.01	0.443	pCi/L	
OU8	K8-01	5/5/21		Nitrate (as NO3)		44		mg/L	
OU8	K8-01	5/5/21		Perchlorate	<	4		ug/L	
OU8	K8-01	5/5/21		1,1-Dichloroethane	<	0.5		ug/L	
OU8	K8-01	5/5/21		1,1-Dichloroethene	<	0.5		ug/L	
OU8	K8-01	5/5/21		1,1,1-Trichloroethane	<	0.5		ug/L	
OU8	K8-01	5/5/21		1,1,2-Trichloroethane	<	0.5		ug/L	
OU8	K8-01	5/5/21		1,1,2,2-Tetrachloroethane	<	0.5		ug/L	
OU8	K8-01	5/5/21		1,2-Dichlorobenzene	<	0.5		ug/L	
OU8	K8-01	5/5/21		1,2-Dichloroethane		1.2		ug/L	
OU8	K8-01	5/5/21		1,2-Dichloroethene (total)	<	1		ug/L	
OU8	K8-01	5/5/21		1,2-Dichloropropane	<	0.5		ug/L	
OU8	K8-01	5/5/21		1,3-Dichlorobenzene	<	0.5		ug/L	
OU8	K8-01	5/5/21		1,4-Dichlorobenzene	<	0.5		ug/L	
OU8	K8-01	5/5/21		2-Chloroethylvinylether	<	1		ug/L	L
OU8	K8-01	5/5/21		Bromodichloromethane	<	0.5		ug/L	
OU8	K8-01	5/5/21		Bromoform	<	0.5		ug/L	
OU8	K8-01	5/5/21		Bromomethane	<	0.5		ug/L	
OU8	K8-01	5/5/21		Carbon tetrachloride	<	0.5		ug/L	
OU8	K8-01	5/5/21		Chlorobenzene	<	0.5		ug/L	
OU8	K8-01	5/5/21		Chloroethane	<	0.5		ug/L	
OU8	K8-01	5/5/21		Chloroform	<	0.5		ug/L	
OU8	K8-01	5/5/21		Chloromethane	<	0.5		ug/L	
OU8	K8-01	5/5/21		cis-1,2-Dichloroethene	<	0.5		ug/L	
OU8	K8-01	5/5/21		cis-1,3-Dichloropropene	<	0.5		ug/L	
OU8	K8-01	5/5/21		Dibromochloromethane	<	0.5		ug/L	
OU8	K8-01	5/5/21		Dichlorodifluoromethane	<	0.5		ug/L	
OU8	K8-01	5/5/21		Methylene chloride	<	0.5		ug/L	
OU8	K8-01	5/5/21		Tetrachloroethene	<	0.5		ug/L	
OU8	K8-01	5/5/21		trans-1,2-Dichloroethene	<	0.5		ug/L	
OU8	K8-01	5/5/21		trans-1,3-Dichloropropene	<	0.5		ug/L	
OU8	K8-01	5/5/21		Trichloroethene		2.3		ug/L	
OU8	K8-01	5/5/21		Trichlorofluoromethane	<	0.5		ug/L	
OU8	K8-01	5/5/21		Trichlorotrifluoroethane	<	0.5		ug/L	

Attachment 1. Table 1. Groundwater analytical data, Site 300, 2021.

OU	Location	Date	Sample Type	Parameter	LOS Indicator	Result	Error	Units	QA Flag
OU8	K8-01	5/5/21		Vinyl chloride	<	0.5		ug/L	
OU8	K8-01	5/5/21		Tritium		183	81.8	pCi/L	
OU8	K8-01	5/5/21		Field Oxidation Potential (Eh)		185		mVolts	
OU8	K8-01	5/5/21		Field pH		7.46		Units	
OU8	K8-01	5/5/21		Field Specific Conductance		865.2		umhos/cm	
OU8	K8-01	5/5/21		Field Temperature		21		Degrees C	
OU8	K8-01	5/5/21	DUP	Uranium 234 and 233 (in activity)		6.05	0.64	pCi/L	
OU8	K8-01	5/5/21	DUP	Uranium 235 and 236 (in activity)		0.215	0.0629	pCi/L	
OU8	K8-01	5/5/21	DUP	Uranium 238 (in activity)		3.56	0.4	pCi/L	
OU8	K8-01	5/5/21	DUP	Nitrate (as NO3)		47		mg/L	
OU8	K8-01	5/5/21	DUP	Perchlorate	<	4		ug/L	
OU8	K8-01	5/5/21	DUP	1,1-Dichloroethane	<	0.5		ug/L	
OU8	K8-01	5/5/21	DUP	1,1-Dichloroethene	<	0.5		ug/L	
OU8	K8-01	5/5/21	DUP	1,1,1-Trichloroethane	<	0.5		ug/L	
OU8	K8-01	5/5/21	DUP	1,1,2-Trichloroethane	<	0.5		ug/L	
OU8	K8-01	5/5/21	DUP	1,1,2,2-Tetrachloroethane	<	0.5		ug/L	
OU8	K8-01	5/5/21	DUP	1,2-Dichlorobenzene	<	0.5		ug/L	
OU8	K8-01	5/5/21	DUP	1,2-Dichloroethane		1.1		ug/L	
OU8	K8-01	5/5/21	DUP	1,2-Dichloroethene (total)	<	1		ug/L	
OU8	K8-01	5/5/21	DUP	1,2-Dichloropropane	<	0.5		ug/L	
OU8	K8-01	5/5/21	DUP	1,3-Dichlorobenzene	<	0.5		ug/L	
OU8	K8-01	5/5/21	DUP	1,4-Dichlorobenzene	<	0.5		ug/L	
OU8	K8-01	5/5/21	DUP	2-Chloroethylvinylether	<	10		ug/L	
OU8	K8-01	5/5/21	DUP	Bromodichloromethane	<	0.5		ug/L	
OU8	K8-01	5/5/21	DUP	Bromoform	<	0.5		ug/L	
OU8	K8-01	5/5/21	DUP	Bromomethane	<	1		ug/L	
OU8	K8-01	5/5/21	DUP	Carbon tetrachloride	<	0.5		ug/L	
OU8	K8-01	5/5/21	DUP	Chlorobenzene	<	0.5		ug/L	
OU8	K8-01	5/5/21	DUP	Chloroethane	<	0.5		ug/L	
OU8	K8-01	5/5/21	DUP	Chloroform	<	0.5		ug/L	
OU8	K8-01	5/5/21	DUP	Chloromethane	<	0.5		ug/L	
OU8	K8-01	5/5/21	DUP	cis-1,2-Dichloroethene	<	0.5		ug/L	
OU8	K8-01	5/5/21	DUP	cis-1,3-Dichloropropene	<	0.5		ug/L	
OU8	K8-01	5/5/21	DUP	Dibromochloromethane	<	0.5		ug/L	
OU8	K8-01	5/5/21	DUP	Dichlorodifluoromethane	<	0.5		ug/L	
OU8	K8-01	5/5/21	DUP	Methylene chloride	<	1		ug/L	
OU8	K8-01	5/5/21	DUP	Tetrachloroethene	<	0.5		ug/L	
OU8	K8-01	5/5/21	DUP	trans-1,2-Dichloroethene	<	0.5		ug/L	
OU8	K8-01	5/5/21	DUP	trans-1,3-Dichloropropene	<	0.5		ug/L	
OU8	K8-01	5/5/21	DUP	Trichloroethene		2.8		ug/L	
OU8	K8-01	5/5/21	DUP	Trichlorofluoromethane	<	0.5		ug/L	
OU8	K8-01	5/5/21	DUP	Trichlorotrifluoroethane	<	0.5		ug/L	
OU8	K8-01	5/5/21	DUP	Vinyl chloride	<	0.5		ug/L	
OU8	K8-01	5/5/21	DUP	Tritium		136	76.6	pCi/L	
OU8	K8-01	12/7/21		Perchlorate		2.6		ug/L	
OU8	K8-01	12/7/21		1,1-Dichloroethane	<	0.5		ug/L	
OU8	K8-01	12/7/21		1,1-Dichloroethene	<	0.5		ug/L	
OU8	K8-01	12/7/21		1,1,1-Trichloroethane	<	0.5		ug/L	
OU8	K8-01	12/7/21		1,1,2-Trichloroethane	<	0.5		ug/L	
OU8	K8-01	12/7/21		1,1,2,2-Tetrachloroethane	<	0.5		ug/L	
OU8	K8-01	12/7/21		1,2-Dichlorobenzene	<	0.5		ug/L	
OU8	K8-01	12/7/21		1,2-Dichloroethane		0.71		ug/L	
OU8	K8-01	12/7/21		1,2-Dichloroethene (total)	<	1		ug/L	
OU8	K8-01	12/7/21		1,2-Dichloropropane	<	0.5		ug/L	
OU8	K8-01	12/7/21		1,3-Dichlorobenzene	<	0.5		ug/L	
OU8	K8-01	12/7/21		1,4-Dichlorobenzene	<	0.5		ug/L	
OU8	K8-01	12/7/21		2-Chloroethylvinylether	<	1		ug/L	L
OU8	K8-01	12/7/21		Bromodichloromethane	<	0.5		ug/L	
OU8	K8-01	12/7/21		Bromoform	<	0.5		ug/L	
OU8	K8-01	12/7/21		Bromomethane	<	0.5		ug/L	
OU8	K8-01	12/7/21		Carbon tetrachloride	<	0.5		ug/L	
OU8	K8-01	12/7/21		Chlorobenzene	<	0.5		ug/L	
OU8	K8-01	12/7/21		Chloroethane	<	0.5		ug/L	
OU8	K8-01	12/7/21		Chloroform	<	0.5		ug/L	
OU8	K8-01	12/7/21		Chloromethane	<	0.5		ug/L	
OU8	K8-01	12/7/21		cis-1,2-Dichloroethene	<	0.5		ug/L	

Attachment 1. Table 1. Groundwater analytical data, Site 300, 2021.

OU	Location	Date	Sample Type	Parameter	LOS Indicator	Result	Error	Units	QA Flag
OU8	K8-01	12/7/21		cis-1,3-Dichloropropene	<	0.5		ug/L	
OU8	K8-01	12/7/21		Dibromochloromethane	<	0.5		ug/L	
OU8	K8-01	12/7/21		Dichlorodifluoromethane	<	0.5		ug/L	
OU8	K8-01	12/7/21		Methylene chloride	<	0.5		ug/L	
OU8	K8-01	12/7/21		Tetrachloroethene	<	0.5		ug/L	
OU8	K8-01	12/7/21		trans-1,2-Dichloroethene	<	0.5		ug/L	
OU8	K8-01	12/7/21		trans-1,3-Dichloropropene	<	0.5		ug/L	
OU8	K8-01	12/7/21		Trichloroethene		2.1		ug/L	
OU8	K8-01	12/7/21		Trichlorofluoromethane	<	0.5		ug/L	
OU8	K8-01	12/7/21		Trichlorotrifluoroethane	<	0.5		ug/L	
OU8	K8-01	12/7/21		Vinyl chloride	<	0.5		ug/L	
OU8	K8-01	12/7/21		Tritium		139	75.2	pCi/L	
OU8	K8-01	12/7/21		Field Oxidation Potential (Eh)		148		mVolts	
OU8	K8-01	12/7/21		Field pH		7.87		Units	
OU8	K8-01	12/7/21		Field Specific Conductance		852.1		umhos/cm	
OU8	K8-01	12/7/21		Field Temperature		15.8		Degrees C	
OU8	K8-01	12/7/21	DUP	Perchlorate		2		ug/L	
OU8	K8-01	12/7/21	DUP	1,1-Dichloroethane	<	0.5		ug/L	
OU8	K8-01	12/7/21	DUP	1,1-Dichloroethene	<	0.5		ug/L	
OU8	K8-01	12/7/21	DUP	1,1,1-Trichloroethane	<	0.5		ug/L	
OU8	K8-01	12/7/21	DUP	1,1,2-Trichloroethane	<	0.5		ug/L	
OU8	K8-01	12/7/21	DUP	1,1,2,2-Tetrachloroethane	<	0.5		ug/L	
OU8	K8-01	12/7/21	DUP	1,2-Dichlorobenzene	<	0.5		ug/L	
OU8	K8-01	12/7/21	DUP	1,2-Dichloroethane		1.1		ug/L	
OU8	K8-01	12/7/21	DUP	1,2-Dichloroethene (total)	<	1		ug/L	
OU8	K8-01	12/7/21	DUP	1,2-Dichloropropane	<	0.5		ug/L	
OU8	K8-01	12/7/21	DUP	1,3-Dichlorobenzene	<	0.5		ug/L	
OU8	K8-01	12/7/21	DUP	1,4-Dichlorobenzene	<	0.5		ug/L	
OU8	K8-01	12/7/21	DUP	2-Chloroethylvinylether	<	10		ug/L	
OU8	K8-01	12/7/21	DUP	Bromodichloromethane	<	0.5		ug/L	
OU8	K8-01	12/7/21	DUP	Bromoform	<	0.5		ug/L	
OU8	K8-01	12/7/21	DUP	Bromomethane	<	1		ug/L	
OU8	K8-01	12/7/21	DUP	Carbon tetrachloride	<	0.5		ug/L	
OU8	K8-01	12/7/21	DUP	Chlorobenzene	<	0.5		ug/L	
OU8	K8-01	12/7/21	DUP	Chloroethane	<	0.5		ug/L	
OU8	K8-01	12/7/21	DUP	Chloroform	<	0.5		ug/L	
OU8	K8-01	12/7/21	DUP	Chloromethane	<	0.5		ug/L	
OU8	K8-01	12/7/21	DUP	cis-1,2-Dichloroethene	<	0.5		ug/L	
OU8	K8-01	12/7/21	DUP	cis-1,3-Dichloropropene	<	0.5		ug/L	
OU8	K8-01	12/7/21	DUP	Dibromochloromethane	<	0.5		ug/L	
OU8	K8-01	12/7/21	DUP	Dichlorodifluoromethane	<	0.5		ug/L	
OU8	K8-01	12/7/21	DUP	Methylene chloride	<	1		ug/L	
OU8	K8-01	12/7/21	DUP	Tetrachloroethene	<	0.5		ug/L	
OU8	K8-01	12/7/21	DUP	trans-1,2-Dichloroethene	<	0.5		ug/L	
OU8	K8-01	12/7/21	DUP	trans-1,3-Dichloropropene	<	0.5		ug/L	
OU8	K8-01	12/7/21	DUP	Trichloroethene		2.4		ug/L	
OU8	K8-01	12/7/21	DUP	Trichlorofluoromethane	<	0.5		ug/L	
OU8	K8-01	12/7/21	DUP	Trichlorotrifluoroethane	<	0.5		ug/L	
OU8	K8-01	12/7/21	DUP	Vinyl chloride	<	0.5		ug/L	
OU8	K8-01	12/7/21	DUP	Tritium		165	79.2	pCi/L	
OU8	K8-02B	5/5/21		Fluoride		0.33		mg/L	
OU8	K8-02B	5/5/21		Lithium		0.035		mg/L	
OU8	K8-02B	5/5/21		Nitrate (as NO3)		39		mg/L	
OU8	K8-02B	5/5/21		Perchlorate	<	4		ug/L	
OU8	K8-02B	5/5/21		1,1-Dichloroethane	<	0.5		ug/L	
OU8	K8-02B	5/5/21		1,1-Dichloroethene	<	0.5		ug/L	
OU8	K8-02B	5/5/21		1,1,1-Trichloroethane	<	0.5		ug/L	
OU8	K8-02B	5/5/21		1,1,2-Trichloroethane	<	0.5		ug/L	
OU8	K8-02B	5/5/21		1,1,2,2-Tetrachloroethane	<	0.5		ug/L	
OU8	K8-02B	5/5/21		1,2-Dichlorobenzene	<	0.5		ug/L	
OU8	K8-02B	5/5/21		1,2-Dichloroethane	<	0.5		ug/L	
OU8	K8-02B	5/5/21		1,2-Dichloroethene (total)	<	1		ug/L	
OU8	K8-02B	5/5/21		1,2-Dichloropropane	<	0.5		ug/L	
OU8	K8-02B	5/5/21		1,3-Dichlorobenzene	<	0.5		ug/L	
OU8	K8-02B	5/5/21		1,4-Dichlorobenzene	<	0.5		ug/L	
OU8	K8-02B	5/5/21		2-Chloroethylvinylether	<	10		ug/L	

Attachment 1. Table 1. Groundwater analytical data, Site 300, 2021.

OU	Location	Date	Sample Type	Parameter	LOS Indicator	Result	Error	Units	QA Flag
OU8	K8-02B	5/5/21		Bromodichloromethane	<	0.5		ug/L	
OU8	K8-02B	5/5/21		Bromoform	<	0.5		ug/L	
OU8	K8-02B	5/5/21		Bromomethane	<	1		ug/L	
OU8	K8-02B	5/5/21		Carbon tetrachloride	<	0.5		ug/L	
OU8	K8-02B	5/5/21		Chlorobenzene	<	0.5		ug/L	
OU8	K8-02B	5/5/21		Chloroethane	<	0.5		ug/L	
OU8	K8-02B	5/5/21		Chloroform	<	0.5		ug/L	
OU8	K8-02B	5/5/21		Chloromethane	<	0.5		ug/L	
OU8	K8-02B	5/5/21		cis-1,2-Dichloroethene	<	0.5		ug/L	
OU8	K8-02B	5/5/21		cis-1,3-Dichloropropene	<	0.5		ug/L	
OU8	K8-02B	5/5/21		Dibromochloromethane	<	0.5		ug/L	
OU8	K8-02B	5/5/21		Dichlorodifluoromethane	<	0.5		ug/L	
OU8	K8-02B	5/5/21		Methylene chloride	<	1		ug/L	
OU8	K8-02B	5/5/21		Tetrachloroethene	<	0.5		ug/L	
OU8	K8-02B	5/5/21		trans-1,2-Dichloroethene	<	0.5		ug/L	
OU8	K8-02B	5/5/21		trans-1,3-Dichloropropene	<	0.5		ug/L	
OU8	K8-02B	5/5/21		Trichloroethene		1.8		ug/L	
OU8	K8-02B	5/5/21		Trichlorofluoromethane	<	0.5		ug/L	
OU8	K8-02B	5/5/21		Trichlorotrifluoroethane	<	0.5		ug/L	
OU8	K8-02B	5/5/21		Vinyl chloride	<	0.5		ug/L	
OU8	K8-02B	5/5/21		1,3-Dinitrobenzene	<	2		ug/L	
OU8	K8-02B	5/5/21		1,3,5-Trinitrobenzene	<	2		ug/L	
OU8	K8-02B	5/5/21		2-Amino-4,6-dinitrotoluene	<	2		ug/L	
OU8	K8-02B	5/5/21		2-Nitrotoluene	<	2		ug/L	
OU8	K8-02B	5/5/21		2,4-Dinitrotoluene	<	2		ug/L	
OU8	K8-02B	5/5/21		2,6-Dinitrotoluene	<	2		ug/L	
OU8	K8-02B	5/5/21		3-Nitrotoluene	<	2		ug/L	
OU8	K8-02B	5/5/21		4-Amino-2,6-dinitrotoluene	<	2		ug/L	
OU8	K8-02B	5/5/21		4-Nitrotoluene	<	2		ug/L	
OU8	K8-02B	5/5/21		HMX	<	1		ug/L	
OU8	K8-02B	5/5/21		Nitrobenzene	<	2		ug/L	
OU8	K8-02B	5/5/21		RDX	<	1		ug/L	
OU8	K8-02B	5/5/21		TNT	<	2		ug/L	
OU8	K8-02B	5/5/21		Tritium	<	100	67.5	pCi/L	
OU8	K8-02B	5/5/21		Field Oxidation Potential (Eh)		114		mVolts	
OU8	K8-02B	5/5/21		Field pH		7.65		Units	
OU8	K8-02B	5/5/21		Field Specific Conductance		878.6		umhos/cm	
OU8	K8-02B	5/5/21		Field Temperature		20.3		Degrees C	
OU8	K8-02B	5/5/21		Total Uranium (in activity)		14	0.26	pCi/L	
OU8	K8-02B	5/5/21		Total Uranium (in mass)		15	0.043	ug/L	
OU8	K8-02B	5/5/21		Uranium 234 (in activity)		8.5	0.26	pCi/L	
OU8	K8-02B	5/5/21		Uranium 235 (in activity)		0.24	0.0016	pCi/L	
OU8	K8-02B	5/5/21		Uranium 235/238		0.007274	0.000043	atom/atom	
OU8	K8-02B	5/5/21		Uranium 236 (in activity)	<	0.00098		pCi/L	
OU8	K8-02B	5/5/21		Uranium 238 (in activity)		5.1	0.014	pCi/L	
OU8	K8-02B	5/5/21		Uranium 238 (in mass)		15	0.043	ug/L	
OU8	K8-02B	5/5/21		Antimony	<	0.06		mg/L	
OU8	K8-02B	5/5/21		Arsenic		0.022		mg/L	
OU8	K8-02B	5/5/21		Barium	<	0.01		mg/L	
OU8	K8-02B	5/5/21		Beryllium	<	0.002		mg/L	
OU8	K8-02B	5/5/21		Cadmium	<	0.005		mg/L	
OU8	K8-02B	5/5/21		Chromium	<	0.01		mg/L	
OU8	K8-02B	5/5/21		Cobalt	<	0.02		mg/L	
OU8	K8-02B	5/5/21		Copper	<	0.01		mg/L	
OU8	K8-02B	5/5/21		Lead	<	0.003		mg/L	
OU8	K8-02B	5/5/21		Mercury	<	0.0002		mg/L	
OU8	K8-02B	5/5/21		Molybdenum	<	0.02		mg/L	
OU8	K8-02B	5/5/21		Nickel		0.032		mg/L	
OU8	K8-02B	5/5/21		Selenium		0.0061		mg/L	
OU8	K8-02B	5/5/21		Silver	<	0.005		mg/L	
OU8	K8-02B	5/5/21		Thallium	<	0.005		mg/L	
OU8	K8-02B	5/5/21		Vanadium		0.059		mg/L	
OU8	K8-02B	5/5/21		Zinc	<	0.02		mg/L	
OU8	K8-02B	9/29/21		Perchlorate	<	2		ug/L	
OU8	K8-02B	9/29/21		Tritium	<	100	77.5	pCi/L	
OU8	K8-02B	9/29/21		Field Oxidation Potential (Eh)		108		mVolts	

Attachment 1. Table 1. Groundwater analytical data, Site 300, 2021.

OU	Location	Date	Sample Type	Parameter	LOS Indicator	Result	Error	Units	QA Flag
OU8	K8-02B	9/29/21		Field pH		7.95		Units	
OU8	K8-02B	9/29/21		Field Specific Conductance		865.9		umhos/cm	
OU8	K8-02B	9/29/21		Field Temperature		20.3		Degrees C	
OU8	K8-02B	12/9/21		Uranium 234 and 233 (in activity)		8.03	0.82	pCi/L	
OU8	K8-02B	12/9/21		Uranium 235 and 236 (in activity)		0.33	0.0853	pCi/L	O
OU8	K8-02B	12/9/21		Uranium 238 (in activity)		4.99	0.536	pCi/L	
OU8	K8-02B	12/9/21		Nitrate (as NO3)		37		mg/L	
OU8	K8-02B	12/9/21		Perchlorate	<	2		ug/L	
OU8	K8-02B	12/9/21		Tritium	<	100	66	pCi/L	
OU8	K8-02B	12/9/21		Field Oxidation Potential (Eh)		68		mVolts	
OU8	K8-02B	12/9/21		Field pH		7.61		Units	
OU8	K8-02B	12/9/21		Field Specific Conductance		904.8		umhos/cm	
OU8	K8-02B	12/9/21		Field Temperature		17.8		Degrees C	
OU8	K8-02B	12/9/21	DUP	Uranium 234 and 233 (in activity)		8	1.4	pCi/L	
OU8	K8-02B	12/9/21	DUP	Uranium 235 and 236 (in activity)		0.27	0.12	pCi/L	
OU8	K8-02B	12/9/21	DUP	Uranium 238 (in activity)		4.6	0.88	pCi/L	
OU8	K8-02B	12/9/21	DUP	Nitrate (as NO3)		37		mg/L	
OU8	K8-02B	12/9/21	DUP	Perchlorate	<	2		ug/L	
OU8	K8-02B	12/9/21	DUP	Tritium		149	41	pCi/L	O
OU8	K8-03B	6/24/21		Uranium 234 and 233 (in activity)		2	0.259	pCi/L	
OU8	K8-03B	6/24/21		Uranium 235 and 236 (in activity)	<	0.1	0.0496	pCi/L	
OU8	K8-03B	6/24/21		Uranium 238 (in activity)		1.54	0.214	pCi/L	
OU8	K8-03B	6/24/21		Perchlorate	<	2		ug/L	
OU8	K8-03B	6/24/21		1,1-Dichloroethane	<	0.5		ug/L	
OU8	K8-03B	6/24/21		1,1-Dichloroethene	<	0.5		ug/L	
OU8	K8-03B	6/24/21		1,1,1-Trichloroethane	<	0.5		ug/L	
OU8	K8-03B	6/24/21		1,1,2-Trichloroethane	<	0.5		ug/L	
OU8	K8-03B	6/24/21		1,1,2,2-Tetrachloroethane	<	0.5		ug/L	
OU8	K8-03B	6/24/21		1,2-Dichlorobenzene	<	0.5		ug/L	
OU8	K8-03B	6/24/21		1,2-Dichloroethane	<	0.5		ug/L	
OU8	K8-03B	6/24/21		1,2-Dichloroethene (total)	<	1		ug/L	
OU8	K8-03B	6/24/21		1,2-Dichloropropane	<	0.5		ug/L	
OU8	K8-03B	6/24/21		1,3-Dichlorobenzene	<	0.5		ug/L	
OU8	K8-03B	6/24/21		1,4-Dichlorobenzene	<	0.5		ug/L	
OU8	K8-03B	6/24/21		2-Chloroethylvinylether	<	1		ug/L	
OU8	K8-03B	6/24/21		Bromodichloromethane	<	0.5		ug/L	
OU8	K8-03B	6/24/21		Bromoform	<	0.5		ug/L	
OU8	K8-03B	6/24/21		Bromomethane	<	0.5		ug/L	
OU8	K8-03B	6/24/21		Carbon tetrachloride	<	0.5		ug/L	
OU8	K8-03B	6/24/21		Chlorobenzene	<	0.5		ug/L	
OU8	K8-03B	6/24/21		Chloroethane	<	0.5		ug/L	
OU8	K8-03B	6/24/21		Chloroform	<	0.5		ug/L	
OU8	K8-03B	6/24/21		Chloromethane	<	0.5		ug/L	
OU8	K8-03B	6/24/21		cis-1,2-Dichloroethene	<	0.5		ug/L	
OU8	K8-03B	6/24/21		cis-1,3-Dichloropropene	<	0.5		ug/L	
OU8	K8-03B	6/24/21		Dibromochloromethane	<	0.5		ug/L	
OU8	K8-03B	6/24/21		Dichlorodifluoromethane	<	0.5		ug/L	
OU8	K8-03B	6/24/21		Methylene chloride	<	0.5		ug/L	
OU8	K8-03B	6/24/21		Tetrachloroethene	<	0.5		ug/L	
OU8	K8-03B	6/24/21		trans-1,2-Dichloroethene	<	0.5		ug/L	
OU8	K8-03B	6/24/21		trans-1,3-Dichloropropene	<	0.5		ug/L	
OU8	K8-03B	6/24/21		Trichloroethene	<	0.5		ug/L	
OU8	K8-03B	6/24/21		Trichlorofluoromethane	<	0.5		ug/L	
OU8	K8-03B	6/24/21		Trichlorotrifluoroethane	<	0.5		ug/L	
OU8	K8-03B	6/24/21		Vinyl chloride	<	0.5		ug/L	
OU8	K8-03B	6/24/21		Tritium	<	100	62.1	pCi/L	
OU8	K8-03B	6/24/21		Field Oxidation Potential (Eh)		225		mVolts	
OU8	K8-03B	6/24/21		Field pH		7.15		Units	
OU8	K8-03B	6/24/21		Field Specific Conductance		878.8		umhos/cm	
OU8	K8-03B	6/24/21		Field Temperature		19.3		Degrees C	
OU8	K8-03B	7/7/21		Field Oxidation Potential (Eh)		90		mVolts	
OU8	K8-03B	7/7/21		Field pH		7.8		Units	
OU8	K8-03B	7/7/21		Field Specific Conductance		893.6		umhos/cm	
OU8	K8-03B	7/7/21		Field Temperature		21.6		Degrees C	
OU8	K8-03B	10/27/21		Perchlorate	<	2		ug/L	
OU8	K8-03B	10/27/21		1,1-Dichloroethane	<	0.5		ug/L	

Attachment 1. Table 1. Groundwater analytical data, Site 300, 2021.

OU	Location	Date	Sample Type	Parameter	LOS Indicator	Result	Error	Units	QA Flag
OU8	K8-03B	10/27/21		1,1-Dichloroethene	<	0.5		ug/L	
OU8	K8-03B	10/27/21		1,1,1-Trichloroethane	<	0.5		ug/L	
OU8	K8-03B	10/27/21		1,1,2-Trichloroethane	<	0.5		ug/L	
OU8	K8-03B	10/27/21		1,1,2,2-Tetrachloroethane	<	0.5		ug/L	
OU8	K8-03B	10/27/21		1,2-Dichlorobenzene	<	0.5		ug/L	
OU8	K8-03B	10/27/21		1,2-Dichloroethane	<	0.5		ug/L	
OU8	K8-03B	10/27/21		1,2-Dichloroethene (total)	<	1		ug/L	
OU8	K8-03B	10/27/21		1,2-Dichloropropane	<	0.5		ug/L	
OU8	K8-03B	10/27/21		1,3-Dichlorobenzene	<	0.5		ug/L	
OU8	K8-03B	10/27/21		1,4-Dichlorobenzene	<	0.5		ug/L	
OU8	K8-03B	10/27/21		2-Chloroethylvinylether	<	1		ug/L	
OU8	K8-03B	10/27/21		Bromodichloromethane	<	0.5		ug/L	
OU8	K8-03B	10/27/21		Bromoform	<	0.5		ug/L	
OU8	K8-03B	10/27/21		Bromomethane	<	0.5		ug/L	
OU8	K8-03B	10/27/21		Carbon tetrachloride	<	0.5		ug/L	
OU8	K8-03B	10/27/21		Chlorobenzene	<	0.5		ug/L	
OU8	K8-03B	10/27/21		Chloroethane	<	0.5		ug/L	
OU8	K8-03B	10/27/21		Chloroform	<	0.5		ug/L	
OU8	K8-03B	10/27/21		Chloromethane	<	0.5		ug/L	
OU8	K8-03B	10/27/21		cis-1,2-Dichloroethene	<	0.5		ug/L	
OU8	K8-03B	10/27/21		cis-1,3-Dichloropropene	<	0.5		ug/L	
OU8	K8-03B	10/27/21		Dibromochloromethane	<	0.5		ug/L	
OU8	K8-03B	10/27/21		Dichlorodifluoromethane	<	0.5		ug/L	
OU8	K8-03B	10/27/21		Methylene chloride	<	0.5		ug/L	
OU8	K8-03B	10/27/21		Tetrachloroethene	<	0.5		ug/L	
OU8	K8-03B	10/27/21		trans-1,2-Dichloroethene	<	0.5		ug/L	
OU8	K8-03B	10/27/21		trans-1,3-Dichloropropene	<	0.5		ug/L	
OU8	K8-03B	10/27/21		Trichloroethene	<	0.5		ug/L	
OU8	K8-03B	10/27/21		Trichlorofluoromethane	<	0.5		ug/L	
OU8	K8-03B	10/27/21		Trichlorotrifluoroethane	<	0.5		ug/L	
OU8	K8-03B	10/27/21		Vinyl chloride	<	0.5		ug/L	
OU8	K8-03B	10/27/21		Tritium	<	100	67.4	pCi/L	
OU8	K8-03B	10/27/21		Field Oxidation Potential (Eh)		110		mVolts	
OU8	K8-03B	10/27/21		Field pH		7.3		Units	
OU8	K8-03B	10/27/21		Field Specific Conductance		874.4		umhos/cm	
OU8	K8-03B	10/27/21		Field Temperature		17.3		Degrees C	
OU8	K8-04	5/4/21		Fluoride		0.39		mg/L	
OU8	K8-04	5/4/21		Lithium		0.038		mg/L	
OU8	K8-04	5/4/21		Nitrate (as NO3)		73		mg/L	
OU8	K8-04	5/4/21		Perchlorate	<	4		ug/L	
OU8	K8-04	5/4/21		1,1-Dichloroethane	<	0.5		ug/L	
OU8	K8-04	5/4/21		1,1-Dichloroethene	<	0.5		ug/L	
OU8	K8-04	5/4/21		1,1,1-Trichloroethane	<	0.5		ug/L	
OU8	K8-04	5/4/21		1,1,2-Trichloroethane	<	0.5		ug/L	
OU8	K8-04	5/4/21		1,1,2,2-Tetrachloroethane	<	0.5		ug/L	
OU8	K8-04	5/4/21		1,2-Dichlorobenzene	<	0.5		ug/L	
OU8	K8-04	5/4/21		1,2-Dichloroethane		0.99		ug/L	
OU8	K8-04	5/4/21		1,2-Dichloroethene (total)	<	1		ug/L	
OU8	K8-04	5/4/21		1,2-Dichloropropane	<	0.5		ug/L	
OU8	K8-04	5/4/21		1,3-Dichlorobenzene	<	0.5		ug/L	
OU8	K8-04	5/4/21		1,4-Dichlorobenzene	<	0.5		ug/L	
OU8	K8-04	5/4/21		2-Chloroethylvinylether	<	10		ug/L	
OU8	K8-04	5/4/21		Bromodichloromethane	<	0.5		ug/L	
OU8	K8-04	5/4/21		Bromoform	<	0.5		ug/L	
OU8	K8-04	5/4/21		Bromomethane	<	1		ug/L	
OU8	K8-04	5/4/21		Carbon tetrachloride	<	0.5		ug/L	
OU8	K8-04	5/4/21		Chlorobenzene	<	0.5		ug/L	
OU8	K8-04	5/4/21		Chloroethane	<	0.5		ug/L	
OU8	K8-04	5/4/21		Chloroform	<	0.5		ug/L	
OU8	K8-04	5/4/21		Chloromethane	<	0.5		ug/L	
OU8	K8-04	5/4/21		cis-1,2-Dichloroethene	<	0.5		ug/L	
OU8	K8-04	5/4/21		cis-1,3-Dichloropropene	<	0.5		ug/L	
OU8	K8-04	5/4/21		Dibromochloromethane	<	0.5		ug/L	
OU8	K8-04	5/4/21		Dichlorodifluoromethane	<	0.5		ug/L	
OU8	K8-04	5/4/21		Methylene chloride	<	1		ug/L	
OU8	K8-04	5/4/21		Tetrachloroethene	<	0.5		ug/L	

Attachment 1. Table 1. Groundwater analytical data, Site 300, 2021.

OU	Location	Date	Sample Type	Parameter	LOS Indicator	Result	Error	Units	QA Flag
OU8	K8-04	5/4/21		trans-1,2-Dichloroethene	<	0.5		ug/L	
OU8	K8-04	5/4/21		trans-1,3-Dichloropropene	<	0.5		ug/L	
OU8	K8-04	5/4/21		Trichloroethene		2.1		ug/L	
OU8	K8-04	5/4/21		Trichlorofluoromethane	<	0.5		ug/L	
OU8	K8-04	5/4/21		Trichlorotrifluoroethane	<	0.5		ug/L	
OU8	K8-04	5/4/21		Vinyl chloride	<	0.5		ug/L	
OU8	K8-04	5/4/21		1,3-Dinitrobenzene	<	2		ug/L	
OU8	K8-04	5/4/21		1,3,5-Trinitrobenzene	<	2		ug/L	
OU8	K8-04	5/4/21		2-Amino-4,6-dinitrotoluene	<	2		ug/L	
OU8	K8-04	5/4/21		2-Nitrotoluene	<	2		ug/L	
OU8	K8-04	5/4/21		2,4-Dinitrotoluene	<	2		ug/L	
OU8	K8-04	5/4/21		2,6-Dinitrotoluene	<	2		ug/L	
OU8	K8-04	5/4/21		3-Nitrotoluene	<	2		ug/L	
OU8	K8-04	5/4/21		4-Amino-2,6-dinitrotoluene	<	2		ug/L	
OU8	K8-04	5/4/21		4-Nitrotoluene	<	2		ug/L	
OU8	K8-04	5/4/21		HMX	<	1		ug/L	
OU8	K8-04	5/4/21		Nitrobenzene	<	2		ug/L	
OU8	K8-04	5/4/21		RDX	<	1		ug/L	
OU8	K8-04	5/4/21		Tetryl	<	2		ug/L	
OU8	K8-04	5/4/21		TNT	<	2		ug/L	
OU8	K8-04	5/4/21		Tritium	<	100	60	pCi/L	
OU8	K8-04	5/4/21		Field Oxidation Potential (Eh)		-7		mVolts	
OU8	K8-04	5/4/21		Field pH		7.37		Units	
OU8	K8-04	5/4/21		Field Specific Conductance		915		umhos/cm	
OU8	K8-04	5/4/21		Field Temperature		20.7		Degrees C	
OU8	K8-04	5/4/21		Total Uranium (in activity)		14	0.23	pCi/L	
OU8	K8-04	5/4/21		Total Uranium (in mass)		16	0.04	ug/L	
OU8	K8-04	5/4/21		Uranium 234 (in activity)		8.3	0.23	pCi/L	
OU8	K8-04	5/4/21		Uranium 235 (in activity)		0.25	0.0021	pCi/L	
OU8	K8-04	5/4/21		Uranium 235/238		0.007271	0.000059	atom/atom	
OU8	K8-04	5/4/21		Uranium 236 (in activity)	<	0.001		pCi/L	
OU8	K8-04	5/4/21		Uranium 238 (in activity)		5.3	0.013	pCi/L	
OU8	K8-04	5/4/21		Uranium 238 (in mass)		16	0.04	ug/L	
OU8	K8-04	5/4/21		Antimony	<	0.06		mg/L	
OU8	K8-04	5/4/21		Arsenic		0.027		mg/L	
OU8	K8-04	5/4/21		Barium	<	0.01		mg/L	
OU8	K8-04	5/4/21		Beryllium	<	0.002		mg/L	
OU8	K8-04	5/4/21		Cadmium	<	0.005		mg/L	
OU8	K8-04	5/4/21		Chromium	<	0.01		mg/L	
OU8	K8-04	5/4/21		Cobalt	<	0.02		mg/L	
OU8	K8-04	5/4/21		Copper	<	0.01		mg/L	
OU8	K8-04	5/4/21		Lead	<	0.003		mg/L	
OU8	K8-04	5/4/21		Mercury	<	0.0002		mg/L	
OU8	K8-04	5/4/21		Molybdenum	<	0.02		mg/L	
OU8	K8-04	5/4/21		Nickel	<	0.02		mg/L	
OU8	K8-04	5/4/21		Selenium		0.013		mg/L	
OU8	K8-04	5/4/21		Silver	<	0.005		mg/L	
OU8	K8-04	5/4/21		Thallium	<	0.005		mg/L	
OU8	K8-04	5/4/21		Vanadium		0.092		mg/L	
OU8	K8-04	5/4/21		Zinc	<	0.02		mg/L	
OU8	K8-04	5/4/21	DUP	Fluoride		0.39		mg/L	
OU8	K8-04	5/4/21	DUP	Lithium		0.036		mg/L	
OU8	K8-04	5/4/21	DUP	Nitrate (as NO3)		71		mg/L	
OU8	K8-04	5/4/21	DUP	Perchlorate		4		ug/L	
OU8	K8-04	5/4/21	DUP	1,1-Dichloroethane	<	0.5		ug/L	
OU8	K8-04	5/4/21	DUP	1,1-Dichloroethene	<	0.5		ug/L	
OU8	K8-04	5/4/21	DUP	1,1,1-Trichloroethane	<	0.5		ug/L	
OU8	K8-04	5/4/21	DUP	1,1,2-Trichloroethane	<	0.5		ug/L	
OU8	K8-04	5/4/21	DUP	1,1,2,2-Tetrachloroethane	<	0.5		ug/L	
OU8	K8-04	5/4/21	DUP	1,2-Dichlorobenzene	<	0.5		ug/L	
OU8	K8-04	5/4/21	DUP	1,2-Dichloroethane		1		ug/L	
OU8	K8-04	5/4/21	DUP	1,2-Dichloroethene (total)	<	1		ug/L	
OU8	K8-04	5/4/21	DUP	1,2-Dichloropropane	<	0.5		ug/L	
OU8	K8-04	5/4/21	DUP	1,3-Dichlorobenzene	<	0.5		ug/L	
OU8	K8-04	5/4/21	DUP	1,4-Dichlorobenzene	<	0.5		ug/L	
OU8	K8-04	5/4/21	DUP	2-Chloroethylvinylether	<	10		ug/L	

Attachment 1. Table 1. Groundwater analytical data, Site 300, 2021.

OU	Location	Date	Sample Type	Parameter	LOS Indicator	Result	Error	Units	QA Flag
OU8	K8-04	5/4/21	DUP	Bromodichloromethane	<	0.5		ug/L	
OU8	K8-04	5/4/21	DUP	Bromoform	<	0.5		ug/L	
OU8	K8-04	5/4/21	DUP	Bromomethane	<	1		ug/L	
OU8	K8-04	5/4/21	DUP	Carbon tetrachloride	<	0.5		ug/L	
OU8	K8-04	5/4/21	DUP	Chlorobenzene	<	0.5		ug/L	
OU8	K8-04	5/4/21	DUP	Chloroethane	<	0.5		ug/L	
OU8	K8-04	5/4/21	DUP	Chloroform	<	0.5		ug/L	
OU8	K8-04	5/4/21	DUP	Chloromethane	<	0.5		ug/L	
OU8	K8-04	5/4/21	DUP	cis-1,2-Dichloroethene	<	0.5		ug/L	
OU8	K8-04	5/4/21	DUP	cis-1,3-Dichloropropene	<	0.5		ug/L	
OU8	K8-04	5/4/21	DUP	Dibromochloromethane	<	0.5		ug/L	
OU8	K8-04	5/4/21	DUP	Dichlorodifluoromethane	<	0.5		ug/L	
OU8	K8-04	5/4/21	DUP	Methylene chloride	<	1		ug/L	
OU8	K8-04	5/4/21	DUP	Tetrachloroethene	<	0.5		ug/L	
OU8	K8-04	5/4/21	DUP	trans-1,2-Dichloroethene	<	0.5		ug/L	
OU8	K8-04	5/4/21	DUP	trans-1,3-Dichloropropene	<	0.5		ug/L	
OU8	K8-04	5/4/21	DUP	Trichloroethene		2		ug/L	
OU8	K8-04	5/4/21	DUP	Trichlorofluoromethane	<	0.5		ug/L	
OU8	K8-04	5/4/21	DUP	Trichlorotrifluoroethane	<	0.5		ug/L	
OU8	K8-04	5/4/21	DUP	Vinyl chloride	<	0.5		ug/L	
OU8	K8-04	5/4/21	DUP	1,3-Dinitrobenzene	<	2		ug/L	
OU8	K8-04	5/4/21	DUP	1,3,5-Trinitrobenzene	<	2		ug/L	
OU8	K8-04	5/4/21	DUP	2-Amino-4,6-dinitrotoluene	<	2		ug/L	
OU8	K8-04	5/4/21	DUP	2-Nitrotoluene	<	2		ug/L	
OU8	K8-04	5/4/21	DUP	2,4-Dinitrotoluene	<	2		ug/L	
OU8	K8-04	5/4/21	DUP	2,6-Dinitrotoluene	<	2		ug/L	
OU8	K8-04	5/4/21	DUP	3-Nitrotoluene	<	2		ug/L	
OU8	K8-04	5/4/21	DUP	4-Amino-2,6-dinitrotoluene	<	2		ug/L	
OU8	K8-04	5/4/21	DUP	4-Nitrotoluene	<	2		ug/L	
OU8	K8-04	5/4/21	DUP	HMX	<	1		ug/L	
OU8	K8-04	5/4/21	DUP	Nitrobenzene	<	2		ug/L	
OU8	K8-04	5/4/21	DUP	RDX	<	1		ug/L	
OU8	K8-04	5/4/21	DUP	Tetryl	<	2		ug/L	
OU8	K8-04	5/4/21	DUP	TNT	<	2		ug/L	
OU8	K8-04	5/4/21	DUP	Tritium	<	100	61.2	pCi/L	
OU8	K8-04	5/4/21	DUP	Total Uranium (in activity)		14	0.17	pCi/L	
OU8	K8-04	5/4/21	DUP	Total Uranium (in mass)		16	0.052	ug/L	
OU8	K8-04	5/4/21	DUP	Uranium 234 (in activity)		8.3	0.17	pCi/L	
OU8	K8-04	5/4/21	DUP	Uranium 235 (in activity)		0.24	0.0011	pCi/L	
OU8	K8-04	5/4/21	DUP	Uranium 235/238		0.007295	0.00002	atom/atom	
OU8	K8-04	5/4/21	DUP	Uranium 236 (in activity)	<	0.001		pCi/L	
OU8	K8-04	5/4/21	DUP	Uranium 238 (in activity)		5.2	0.018	pCi/L	
OU8	K8-04	5/4/21	DUP	Uranium 238 (in mass)		16	0.052	ug/L	
OU8	K8-04	5/4/21	DUP	Antimony	<	0.06		mg/L	
OU8	K8-04	5/4/21	DUP	Arsenic		0.025		mg/L	
OU8	K8-04	5/4/21	DUP	Barium	<	0.01		mg/L	
OU8	K8-04	5/4/21	DUP	Beryllium	<	0.002		mg/L	
OU8	K8-04	5/4/21	DUP	Cadmium	<	0.005		mg/L	
OU8	K8-04	5/4/21	DUP	Chromium	<	0.01		mg/L	
OU8	K8-04	5/4/21	DUP	Cobalt	<	0.02		mg/L	
OU8	K8-04	5/4/21	DUP	Copper	<	0.01		mg/L	
OU8	K8-04	5/4/21	DUP	Lead	<	0.003		mg/L	
OU8	K8-04	5/4/21	DUP	Mercury	<	0.0002		mg/L	
OU8	K8-04	5/4/21	DUP	Molybdenum	<	0.02		mg/L	
OU8	K8-04	5/4/21	DUP	Nickel		0.02		mg/L	
OU8	K8-04	5/4/21	DUP	Selenium		0.011		mg/L	
OU8	K8-04	5/4/21	DUP	Silver	<	0.005		mg/L	
OU8	K8-04	5/4/21	DUP	Thallium	<	0.005		mg/L	
OU8	K8-04	5/4/21	DUP	Vanadium		0.086		mg/L	
OU8	K8-04	5/4/21	DUP	Zinc	<	0.02		mg/L	
OU8	K8-04	12/6/21		Perchlorate		7.1		ug/L	
OU8	K8-04	12/6/21		Tritium	<	100	61.2	pCi/L	
OU8	K8-04	12/6/21		Field Oxidation Potential (Eh)		114		mVolts	
OU8	K8-04	12/6/21		Field pH		7.77		Units	
OU8	K8-04	12/6/21		Field Specific Conductance		960.5		umhos/cm	
OU8	K8-04	12/6/21		Field Temperature		18.5		Degrees C	

Attachment 1. Table 1. Groundwater analytical data, Site 300, 2021.

OU	Location	Date	Sample Type	Parameter	LOS Indicator	Result	Error	Units	QA Flag
OU8	K8-04	12/6/21	DUP	Perchlorate		4		ug/L	
OU8	K8-04	12/6/21	DUP	Tritium	<	100	22	pCi/L	O
OU8	K9-01	5/10/21		Fluoride		0.16		mg/L	D
OU8	K9-01	5/10/21		Lithium	<	0.1		mg/L	D
OU8	K9-01	5/10/21		Nitrate (as NO3)	<	1		mg/L	D
OU8	K9-01	5/10/21		Perchlorate	<	4		ug/L	O
OU8	K9-01	5/10/21		1,1-Dichloroethane	<	0.5		ug/L	
OU8	K9-01	5/10/21		1,1-Dichloroethene	<	0.5		ug/L	
OU8	K9-01	5/10/21		1,1,1-Trichloroethane	<	0.5		ug/L	
OU8	K9-01	5/10/21		1,1,2-Trichloroethane	<	0.5		ug/L	
OU8	K9-01	5/10/21		1,1,2,2-Tetrachloroethane	<	0.5		ug/L	
OU8	K9-01	5/10/21		1,2-Dichlorobenzene	<	0.5		ug/L	
OU8	K9-01	5/10/21		1,2-Dichloroethane	<	0.5		ug/L	
OU8	K9-01	5/10/21		1,2-Dichloroethene (total)	<	1		ug/L	
OU8	K9-01	5/10/21		1,2-Dichloropropane	<	0.5		ug/L	
OU8	K9-01	5/10/21		1,3-Dichlorobenzene	<	0.5		ug/L	
OU8	K9-01	5/10/21		1,4-Dichlorobenzene	<	0.5		ug/L	
OU8	K9-01	5/10/21		2-Chloroethylvinylether	<	10		ug/L	
OU8	K9-01	5/10/21		Bromodichloromethane	<	0.5		ug/L	
OU8	K9-01	5/10/21		Bromoform	<	0.5		ug/L	
OU8	K9-01	5/10/21		Bromomethane	<	1		ug/L	
OU8	K9-01	5/10/21		Carbon tetrachloride	<	0.5		ug/L	
OU8	K9-01	5/10/21		Chlorobenzene	<	0.5		ug/L	
OU8	K9-01	5/10/21		Chloroethane	<	0.5		ug/L	
OU8	K9-01	5/10/21		Chloroform	<	0.5		ug/L	
OU8	K9-01	5/10/21		Chloromethane	<	0.5		ug/L	
OU8	K9-01	5/10/21		cis-1,2-Dichloroethene	<	0.5		ug/L	
OU8	K9-01	5/10/21		cis-1,3-Dichloropropene	<	0.5		ug/L	
OU8	K9-01	5/10/21		Dibromochloromethane	<	0.5		ug/L	
OU8	K9-01	5/10/21		Dichlorodifluoromethane	<	0.5		ug/L	
OU8	K9-01	5/10/21		Methylene chloride	<	1		ug/L	
OU8	K9-01	5/10/21		Tetrachloroethene	<	0.5		ug/L	
OU8	K9-01	5/10/21		trans-1,2-Dichloroethene	<	0.5		ug/L	
OU8	K9-01	5/10/21		trans-1,3-Dichloropropene	<	0.5		ug/L	
OU8	K9-01	5/10/21		Trichloroethene	<	0.5		ug/L	
OU8	K9-01	5/10/21		Trichlorofluoromethane	<	0.5		ug/L	
OU8	K9-01	5/10/21		Trichlorotrifluoroethane	<	0.5		ug/L	
OU8	K9-01	5/10/21		Vinyl chloride	<	0.5		ug/L	
OU8	K9-01	5/10/21		1,3-Dinitrobenzene	<	2		ug/L	
OU8	K9-01	5/10/21		1,3,5-Trinitrobenzene	<	2		ug/L	
OU8	K9-01	5/10/21		2-Amino-4,6-dinitrotoluene	<	2		ug/L	
OU8	K9-01	5/10/21		2-Nitrotoluene	<	2		ug/L	
OU8	K9-01	5/10/21		2,4-Dinitrotoluene	<	2		ug/L	
OU8	K9-01	5/10/21		2,6-Dinitrotoluene	<	2		ug/L	
OU8	K9-01	5/10/21		3-Nitrotoluene	<	2		ug/L	
OU8	K9-01	5/10/21		4-Amino-2,6-dinitrotoluene	<	2		ug/L	
OU8	K9-01	5/10/21		4-Nitrotoluene	<	2		ug/L	
OU8	K9-01	5/10/21		HMX	<	1		ug/L	
OU8	K9-01	5/10/21		Nitrobenzene	<	2		ug/L	
OU8	K9-01	5/10/21		RDX	<	1		ug/L	
OU8	K9-01	5/10/21		TNT	<	2		ug/L	
OU8	K9-01	5/10/21		Tritium	<	100	52	pCi/L	
OU8	K9-01	5/10/21		Field Oxidation Potential (Eh)		208		mVolts	
OU8	K9-01	5/10/21		Field pH		7.6		Units	
OU8	K9-01	5/10/21		Field Specific Conductance		1904		umhos/cm	
OU8	K9-01	5/10/21		Field Temperature		20.1		Degrees C	
OU8	K9-01	5/10/21		Total Uranium (in activity)	<	0.062725	0.0002	pCi/L	
OU8	K9-01	5/10/21		Total Uranium (in mass)		0.043	0.0006	ug/L	
OU8	K9-01	5/10/21		Uranium 234 (in activity)	<	0.043		pCi/L	
OU8	K9-01	5/10/21		Uranium 235 (in activity)		0.0007	0.000015	pCi/L	
OU8	K9-01	5/10/21		Uranium 235/238		0.0075	0.00013	atom/atom	
OU8	K9-01	5/10/21		Uranium 236 (in activity)	<	0.000023		pCi/L	
OU8	K9-01	5/10/21		Uranium 238 (in activity)		0.014	0.0002	pCi/L	
OU8	K9-01	5/10/21		Uranium 238 (in mass)		0.043	0.00058	ug/L	
OU8	K9-01	5/10/21		Antimony	<	0.06		mg/L	
OU8	K9-01	5/10/21		Arsenic	<	0.005		mg/L	

Attachment 1. Table 1. Groundwater analytical data, Site 300, 2021.

OU	Location	Date	Sample Type	Parameter	LOS Indicator	Result	Error	Units	QA Flag
OU8	K9-01	5/10/21		Barium		0.014		mg/L	
OU8	K9-01	5/10/21		Beryllium	<	0.002		mg/L	
OU8	K9-01	5/10/21		Cadmium	<	0.005		mg/L	
OU8	K9-01	5/10/21		Chromium	<	0.01		mg/L	
OU8	K9-01	5/10/21		Cobalt	<	0.02		mg/L	
OU8	K9-01	5/10/21		Copper	<	0.01		mg/L	
OU8	K9-01	5/10/21		Lead	<	0.003		mg/L	
OU8	K9-01	5/10/21		Mercury	<	0.0002		mg/L	
OU8	K9-01	5/10/21		Molybdenum		0.024		mg/L	
OU8	K9-01	5/10/21		Nickel	<	0.02		mg/L	
OU8	K9-01	5/10/21		Selenium	<	0.005		mg/L	
OU8	K9-01	5/10/21		Silver	<	0.005		mg/L	
OU8	K9-01	5/10/21		Thallium	<	0.005		mg/L	
OU8	K9-01	5/10/21		Vanadium	<	0.01		mg/L	
OU8	K9-01	5/10/21		Zinc	<	0.02		mg/L	
OU8	K9-02	5/10/21		Fluoride		0.23		mg/L	D
OU8	K9-02	5/10/21		Lithium		0.086		mg/L	
OU8	K9-02	5/10/21		Nitrate (as NO3)	<	1		mg/L	D
OU8	K9-02	5/10/21		Perchlorate	<	4		ug/L	O
OU8	K9-02	5/10/21		1,1-Dichloroethane	<	0.5		ug/L	
OU8	K9-02	5/10/21		1,1-Dichloroethene	<	0.5		ug/L	
OU8	K9-02	5/10/21		1,1,1-Trichloroethane	<	0.5		ug/L	
OU8	K9-02	5/10/21		1,1,2-Trichloroethane	<	0.5		ug/L	
OU8	K9-02	5/10/21		1,1,2,2-Tetrachloroethane	<	0.5		ug/L	
OU8	K9-02	5/10/21		1,2-Dichlorobenzene	<	0.5		ug/L	
OU8	K9-02	5/10/21		1,2-Dichloroethane	<	0.5		ug/L	
OU8	K9-02	5/10/21		1,2-Dichloroethene (total)	<	1		ug/L	
OU8	K9-02	5/10/21		1,2-Dichloropropane	<	0.5		ug/L	
OU8	K9-02	5/10/21		1,3-Dichlorobenzene	<	0.5		ug/L	
OU8	K9-02	5/10/21		1,4-Dichlorobenzene	<	0.5		ug/L	
OU8	K9-02	5/10/21		2-Chloroethylvinylether	<	10		ug/L	
OU8	K9-02	5/10/21		Bromodichloromethane	<	0.5		ug/L	
OU8	K9-02	5/10/21		Bromoform	<	0.5		ug/L	
OU8	K9-02	5/10/21		Bromomethane	<	1		ug/L	
OU8	K9-02	5/10/21		Carbon tetrachloride	<	0.5		ug/L	
OU8	K9-02	5/10/21		Chlorobenzene	<	0.5		ug/L	
OU8	K9-02	5/10/21		Chloroethane	<	0.5		ug/L	
OU8	K9-02	5/10/21		Chloroform	<	0.5		ug/L	
OU8	K9-02	5/10/21		Chloromethane	<	0.5		ug/L	
OU8	K9-02	5/10/21		cis-1,2-Dichloroethene	<	0.5		ug/L	
OU8	K9-02	5/10/21		cis-1,3-Dichloropropene	<	0.5		ug/L	
OU8	K9-02	5/10/21		Dibromochloromethane	<	0.5		ug/L	
OU8	K9-02	5/10/21		Dichlorodifluoromethane	<	0.5		ug/L	
OU8	K9-02	5/10/21		Methylene chloride	<	1		ug/L	
OU8	K9-02	5/10/21		Tetrachloroethene	<	0.5		ug/L	
OU8	K9-02	5/10/21		trans-1,2-Dichloroethene	<	0.5		ug/L	
OU8	K9-02	5/10/21		trans-1,3-Dichloropropene	<	0.5		ug/L	
OU8	K9-02	5/10/21		Trichloroethene	<	0.5		ug/L	
OU8	K9-02	5/10/21		Trichlorofluoromethane	<	0.5		ug/L	
OU8	K9-02	5/10/21		Trichlorotrifluoroethane	<	0.5		ug/L	
OU8	K9-02	5/10/21		Vinyl chloride	<	0.5		ug/L	
OU8	K9-02	5/10/21		1,3-Dinitrobenzene	<	2		ug/L	
OU8	K9-02	5/10/21		1,3,5-Trinitrobenzene	<	2		ug/L	
OU8	K9-02	5/10/21		2-Amino-4,6-dinitrotoluene	<	2		ug/L	
OU8	K9-02	5/10/21		2-Nitrotoluene	<	2		ug/L	
OU8	K9-02	5/10/21		2,4-Dinitrotoluene	<	2		ug/L	
OU8	K9-02	5/10/21		2,6-Dinitrotoluene	<	2		ug/L	
OU8	K9-02	5/10/21		3-Nitrotoluene	<	2		ug/L	
OU8	K9-02	5/10/21		4-Amino-2,6-dinitrotoluene	<	2		ug/L	
OU8	K9-02	5/10/21		4-Nitrotoluene	<	2		ug/L	
OU8	K9-02	5/10/21		HMX	<	1		ug/L	
OU8	K9-02	5/10/21		Nitrobenzene	<	2		ug/L	
OU8	K9-02	5/10/21		RDX	<	1		ug/L	
OU8	K9-02	5/10/21		TNT	<	2		ug/L	
OU8	K9-02	5/10/21		Tritium	<	100	56.2	pCi/L	
OU8	K9-02	5/10/21		Field Oxidation Potential (Eh)		-7		mVolts	

Attachment 1. Table 1. Groundwater analytical data, Site 300, 2021.

OU	Location	Date	Sample Type	Parameter	LOS Indicator	Result	Error	Units	QA Flag
OU8	K9-02	5/10/21		Field pH		7.71		Units	
OU8	K9-02	5/10/21		Field Specific Conductance		1893		umhos/cm	
OU8	K9-02	5/10/21		Field Temperature		18.6		Degrees C	
OU8	K9-02	5/10/21		Total Uranium (in activity)		0.14	0.0044	pCi/L	
OU8	K9-02	5/10/21		Total Uranium (in mass)		0.093	0.00062	ug/L	
OU8	K9-02	5/10/21		Uranium 234 (in activity)		0.11	0.0044	pCi/L	
OU8	K9-02	5/10/21		Uranium 235 (in activity)		0.0015	0.000033	pCi/L	
OU8	K9-02	5/10/21		Uranium 235/238		0.00738	0.00016	atom/atom	
OU8	K9-02	5/10/21		Uranium 236 (in activity)	<	0.000023		pCi/L	
OU8	K9-02	5/10/21		Uranium 238 (in activity)		0.031	0.0002	pCi/L	
OU8	K9-02	5/10/21		Uranium 238 (in mass)		0.092	0.0006	ug/L	
OU8	K9-02	5/10/21		Antimony	<	0.06		mg/L	
OU8	K9-02	5/10/21		Arsenic		0.018		mg/L	
OU8	K9-02	5/10/21		Barium		0.019		mg/L	
OU8	K9-02	5/10/21		Beryllium	<	0.002		mg/L	
OU8	K9-02	5/10/21		Cadmium	<	0.005		mg/L	
OU8	K9-02	5/10/21		Chromium	<	0.01		mg/L	
OU8	K9-02	5/10/21		Cobalt	<	0.02		mg/L	
OU8	K9-02	5/10/21		Copper	<	0.01		mg/L	
OU8	K9-02	5/10/21		Lead	<	0.003		mg/L	
OU8	K9-02	5/10/21		Mercury	<	0.0002		mg/L	
OU8	K9-02	5/10/21		Molybdenum		0.047		mg/L	
OU8	K9-02	5/10/21		Nickel	<	0.02		mg/L	
OU8	K9-02	5/10/21		Selenium	<	0.005		mg/L	
OU8	K9-02	5/10/21		Silver	<	0.005		mg/L	
OU8	K9-02	5/10/21		Thallium	<	0.005		mg/L	
OU8	K9-02	5/10/21		Vanadium	<	0.01		mg/L	
OU8	K9-02	5/10/21		Zinc	<	0.02		mg/L	
OU8	K9-03	5/10/21		Fluoride		0.19		mg/L	D
OU8	K9-03	5/10/21		Lithium		0.11		mg/L	
OU8	K9-03	5/10/21		Nitrate (as NO3)	<	1		mg/L	D
OU8	K9-03	5/10/21		Perchlorate	<	4		ug/L	O
OU8	K9-03	5/10/21		1,1-Dichloroethane	<	0.5		ug/L	
OU8	K9-03	5/10/21		1,1-Dichloroethene	<	0.5		ug/L	
OU8	K9-03	5/10/21		1,1,1-Trichloroethane	<	0.5		ug/L	
OU8	K9-03	5/10/21		1,1,2-Trichloroethane	<	0.5		ug/L	
OU8	K9-03	5/10/21		1,1,2,2-Tetrachloroethane	<	0.5		ug/L	
OU8	K9-03	5/10/21		1,2-Dichlorobenzene	<	0.5		ug/L	
OU8	K9-03	5/10/21		1,2-Dichloroethane	<	0.5		ug/L	
OU8	K9-03	5/10/21		1,2-Dichloroethene (total)	<	1		ug/L	
OU8	K9-03	5/10/21		1,2-Dichloropropane	<	0.5		ug/L	
OU8	K9-03	5/10/21		1,3-Dichlorobenzene	<	0.5		ug/L	
OU8	K9-03	5/10/21		1,4-Dichlorobenzene	<	0.5		ug/L	
OU8	K9-03	5/10/21		2-Chloroethylvinylether	<	10		ug/L	
OU8	K9-03	5/10/21		Bromodichloromethane	<	0.5		ug/L	
OU8	K9-03	5/10/21		Bromoform	<	0.5		ug/L	
OU8	K9-03	5/10/21		Bromomethane	<	1		ug/L	
OU8	K9-03	5/10/21		Carbon tetrachloride	<	0.5		ug/L	
OU8	K9-03	5/10/21		Chlorobenzene	<	0.5		ug/L	
OU8	K9-03	5/10/21		Chloroethane	<	0.5		ug/L	
OU8	K9-03	5/10/21		Chloroform	<	0.5		ug/L	
OU8	K9-03	5/10/21		Chloromethane	<	0.5		ug/L	
OU8	K9-03	5/10/21		cis-1,2-Dichloroethene	<	0.5		ug/L	
OU8	K9-03	5/10/21		cis-1,3-Dichloropropene	<	0.5		ug/L	
OU8	K9-03	5/10/21		Dibromochloromethane	<	0.5		ug/L	
OU8	K9-03	5/10/21		Dichlorodifluoromethane	<	0.5		ug/L	
OU8	K9-03	5/10/21		Methylene chloride	<	1		ug/L	
OU8	K9-03	5/10/21		Tetrachloroethene	<	0.5		ug/L	
OU8	K9-03	5/10/21		trans-1,2-Dichloroethene	<	0.5		ug/L	
OU8	K9-03	5/10/21		trans-1,3-Dichloropropene	<	0.5		ug/L	
OU8	K9-03	5/10/21		Trichloroethene	<	0.5		ug/L	
OU8	K9-03	5/10/21		Trichlorofluoromethane	<	0.5		ug/L	
OU8	K9-03	5/10/21		Trichlorotrifluoroethane	<	0.5		ug/L	
OU8	K9-03	5/10/21		Vinyl chloride	<	0.5		ug/L	
OU8	K9-03	5/10/21		1,3-Dinitrobenzene	<	2		ug/L	
OU8	K9-03	5/10/21		1,3,5-Trinitrobenzene	<	2		ug/L	

Attachment 1. Table 1. Groundwater analytical data, Site 300, 2021.

OU	Location	Date	Sample Type	Parameter	LOS Indicator	Result	Error	Units	QA Flag
OU8	K9-03	5/10/21		2-Amino-4,6-dinitrotoluene	<	2		ug/L	
OU8	K9-03	5/10/21		2-Nitrotoluene	<	2		ug/L	
OU8	K9-03	5/10/21		2,4-Dinitrotoluene	<	2		ug/L	
OU8	K9-03	5/10/21		2,6-Dinitrotoluene	<	2		ug/L	
OU8	K9-03	5/10/21		3-Nitrotoluene	<	2		ug/L	
OU8	K9-03	5/10/21		4-Amino-2,6-dinitrotoluene	<	2		ug/L	
OU8	K9-03	5/10/21		4-Nitrotoluene	<	2		ug/L	
OU8	K9-03	5/10/21		HMX	<	1		ug/L	
OU8	K9-03	5/10/21		Nitrobenzene	<	2		ug/L	
OU8	K9-03	5/10/21		RDX	<	1		ug/L	
OU8	K9-03	5/10/21		TNT	<	2		ug/L	
OU8	K9-03	5/10/21		Tritium	<	100	54.2	pCi/L	
OU8	K9-03	5/10/21		Field Oxidation Potential (Eh)		-143		mVolts	
OU8	K9-03	5/10/21		Field pH		7.59		Units	
OU8	K9-03	5/10/21		Field Specific Conductance		1949		umhos/cm	
OU8	K9-03	5/10/21		Field Temperature		19.6		Degrees C	
OU8	K9-03	5/10/21		Total Uranium (in activity)		0.36	0.02	pCi/L	
OU8	K9-03	5/10/21		Total Uranium (in mass)		0.3	0.0035	ug/L	
OU8	K9-03	5/10/21		Uranium 234 (in activity)		0.25	0.02	pCi/L	
OU8	K9-03	5/10/21		Uranium 235 (in activity)		0.0048	0.00006	pCi/L	
OU8	K9-03	5/10/21		Uranium 235/238		0.007415	0.000034	atom/atom	
OU8	K9-03	5/10/21		Uranium 236 (in activity)	<	0.000062		pCi/L	
OU8	K9-03	5/10/21		Uranium 238 (in activity)		0.1	0.0012	pCi/L	
OU8	K9-03	5/10/21		Uranium 238 (in mass)		0.3	0.0035	ug/L	
OU8	K9-03	5/10/21		Antimony	<	0.06		mg/L	
OU8	K9-03	5/10/21		Arsenic	<	0.005		mg/L	
OU8	K9-03	5/10/21		Barium		0.016		mg/L	
OU8	K9-03	5/10/21		Beryllium	<	0.002		mg/L	
OU8	K9-03	5/10/21		Cadmium	<	0.005		mg/L	
OU8	K9-03	5/10/21		Chromium	<	0.01		mg/L	
OU8	K9-03	5/10/21		Cobalt	<	0.02		mg/L	
OU8	K9-03	5/10/21		Copper	<	0.01		mg/L	
OU8	K9-03	5/10/21		Lead	<	0.003		mg/L	
OU8	K9-03	5/10/21		Mercury	<	0.0002		mg/L	
OU8	K9-03	5/10/21		Molybdenum		0.021		mg/L	
OU8	K9-03	5/10/21		Nickel	<	0.02		mg/L	
OU8	K9-03	5/10/21		Selenium	<	0.005		mg/L	
OU8	K9-03	5/10/21		Silver	<	0.005		mg/L	
OU8	K9-03	5/10/21		Thallium	<	0.005		mg/L	
OU8	K9-03	5/10/21		Vanadium	<	0.01		mg/L	
OU8	K9-03	5/10/21		Zinc	<	0.02		mg/L	
OU8	K9-04	5/10/21		Fluoride		0.25		mg/L	D
OU8	K9-04	5/10/21		Lithium		0.097		mg/L	
OU8	K9-04	5/10/21		Nitrate (as NO3)	<	1		mg/L	D
OU8	K9-04	5/10/21		Perchlorate	<	4		ug/L	O
OU8	K9-04	5/10/21		1,1-Dichloroethane	<	0.5		ug/L	
OU8	K9-04	5/10/21		1,1-Dichloroethene	<	0.5		ug/L	
OU8	K9-04	5/10/21		1,1,1-Trichloroethane	<	0.5		ug/L	
OU8	K9-04	5/10/21		1,1,2-Trichloroethane	<	0.5		ug/L	
OU8	K9-04	5/10/21		1,1,2,2-Tetrachloroethane	<	0.5		ug/L	
OU8	K9-04	5/10/21		1,2-Dichlorobenzene	<	0.5		ug/L	
OU8	K9-04	5/10/21		1,2-Dichloroethane	<	0.5		ug/L	
OU8	K9-04	5/10/21		1,2-Dichloroethene (total)	<	1		ug/L	
OU8	K9-04	5/10/21		1,2-Dichloropropane	<	0.5		ug/L	
OU8	K9-04	5/10/21		1,3-Dichlorobenzene	<	0.5		ug/L	
OU8	K9-04	5/10/21		1,4-Dichlorobenzene	<	0.5		ug/L	
OU8	K9-04	5/10/21		2-Chloroethylvinylether	<	10		ug/L	
OU8	K9-04	5/10/21		Bromodichloromethane	<	0.5		ug/L	
OU8	K9-04	5/10/21		Bromoform	<	0.5		ug/L	
OU8	K9-04	5/10/21		Bromomethane	<	1		ug/L	
OU8	K9-04	5/10/21		Carbon tetrachloride	<	0.5		ug/L	
OU8	K9-04	5/10/21		Chlorobenzene	<	0.5		ug/L	
OU8	K9-04	5/10/21		Chloroethane	<	0.5		ug/L	
OU8	K9-04	5/10/21		Chloroform	<	0.5		ug/L	
OU8	K9-04	5/10/21		Chloromethane	<	0.5		ug/L	
OU8	K9-04	5/10/21		cis-1,2-Dichloroethene	<	0.5		ug/L	

Attachment 1. Table 1. Groundwater analytical data, Site 300, 2021.

OU	Location	Date	Sample Type	Parameter	LOS Indicator	Result	Error	Units	QA Flag
OU8	K9-04	5/10/21		cis-1,3-Dichloropropene	<	0.5		ug/L	
OU8	K9-04	5/10/21		Dibromochloromethane	<	0.5		ug/L	
OU8	K9-04	5/10/21		Dichlorodifluoromethane	<	0.5		ug/L	
OU8	K9-04	5/10/21		Methylene chloride	<	1		ug/L	
OU8	K9-04	5/10/21		Tetrachloroethene	<	0.5		ug/L	
OU8	K9-04	5/10/21		trans-1,2-Dichloroethene	<	0.5		ug/L	
OU8	K9-04	5/10/21		trans-1,3-Dichloropropene	<	0.5		ug/L	
OU8	K9-04	5/10/21		Trichloroethene	<	0.5		ug/L	
OU8	K9-04	5/10/21		Trichlorofluoromethane	<	0.5		ug/L	
OU8	K9-04	5/10/21		Trichlorotrifluoroethane	<	0.5		ug/L	
OU8	K9-04	5/10/21		Vinyl chloride	<	0.5		ug/L	
OU8	K9-04	5/10/21		1,3-Dinitrobenzene	<	2		ug/L	
OU8	K9-04	5/10/21		1,3,5-Trinitrobenzene	<	2		ug/L	
OU8	K9-04	5/10/21		2-Amino-4,6-dinitrotoluene	<	2		ug/L	
OU8	K9-04	5/10/21		2-Nitrotoluene	<	2		ug/L	
OU8	K9-04	5/10/21		2,4-Dinitrotoluene	<	2		ug/L	
OU8	K9-04	5/10/21		2,6-Dinitrotoluene	<	2		ug/L	
OU8	K9-04	5/10/21		3-Nitrotoluene	<	2		ug/L	
OU8	K9-04	5/10/21		4-Amino-2,6-dinitrotoluene	<	2		ug/L	
OU8	K9-04	5/10/21		4-Nitrotoluene	<	2		ug/L	
OU8	K9-04	5/10/21		HMX	<	1		ug/L	
OU8	K9-04	5/10/21		Nitrobenzene	<	2		ug/L	
OU8	K9-04	5/10/21		RDX	<	1		ug/L	
OU8	K9-04	5/10/21		TNT	<	2		ug/L	
OU8	K9-04	5/10/21		Tritium	<	100	57.9	pCi/L	
OU8	K9-04	5/10/21		Field Oxidation Potential (Eh)		-35		mVolts	
OU8	K9-04	5/10/21		Field pH		7.52		Units	
OU8	K9-04	5/10/21		Field Specific Conductance		1772		umhos/cm	
OU8	K9-04	5/10/21		Field Temperature		19.7		Degrees C	
OU8	K9-04	5/10/21		Total Uranium (in activity)		0.17	0.0043	pCi/L	
OU8	K9-04	5/10/21		Total Uranium (in mass)		0.12	0.0011	ug/L	
OU8	K9-04	5/10/21		Uranium 234 (in activity)		0.13	0.0043	pCi/L	
OU8	K9-04	5/10/21		Uranium 235 (in activity)		0.0019	0.000035	pCi/L	
OU8	K9-04	5/10/21		Uranium 235/238		0.00712	0.00012	atom/atom	
OU8	K9-04	5/10/21		Uranium 236 (in activity)	<	0.000042		pCi/L	
OU8	K9-04	5/10/21		Uranium 238 (in activity)		0.041	0.00037	pCi/L	
OU8	K9-04	5/10/21		Uranium 238 (in mass)		0.12	0.0011	ug/L	
OU8	K9-04	5/10/21		Antimony	<	0.06		mg/L	
OU8	K9-04	5/10/21		Arsenic	<	0.005		mg/L	
OU8	K9-04	5/10/21		Barium		0.019		mg/L	
OU8	K9-04	5/10/21		Beryllium	<	0.002		mg/L	
OU8	K9-04	5/10/21		Cadmium	<	0.005		mg/L	
OU8	K9-04	5/10/21		Chromium	<	0.01		mg/L	
OU8	K9-04	5/10/21		Cobalt	<	0.02		mg/L	
OU8	K9-04	5/10/21		Copper	<	0.01		mg/L	
OU8	K9-04	5/10/21		Lead	<	0.003		mg/L	
OU8	K9-04	5/10/21		Mercury	<	0.0002		mg/L	
OU8	K9-04	5/10/21		Molybdenum		0.024		mg/L	
OU8	K9-04	5/10/21		Nickel	<	0.02		mg/L	
OU8	K9-04	5/10/21		Selenium	<	0.005		mg/L	
OU8	K9-04	5/10/21		Silver	<	0.005		mg/L	
OU8	K9-04	5/10/21		Thallium	<	0.005		mg/L	
OU8	K9-04	5/10/21		Vanadium	<	0.01		mg/L	
OU8	K9-04	5/10/21		Zinc	<	0.02		mg/L	
OU8	W-833-30	3/9/21		1,1-Dichloroethane	<	0.5		ug/L	
OU8	W-833-30	3/9/21		1,1-Dichloroethene	<	0.5		ug/L	
OU8	W-833-30	3/9/21		1,1,1-Trichloroethane	<	0.5		ug/L	
OU8	W-833-30	3/9/21		1,1,2-Trichloroethane	<	0.5		ug/L	
OU8	W-833-30	3/9/21		1,1,2,2-Tetrachloroethane	<	0.5		ug/L	
OU8	W-833-30	3/9/21		1,2-Dichlorobenzene	<	0.5		ug/L	
OU8	W-833-30	3/9/21		1,2-Dichloroethane	<	0.5		ug/L	
OU8	W-833-30	3/9/21		1,2-Dichloroethene (total)	<	1		ug/L	
OU8	W-833-30	3/9/21		1,2-Dichloropropane	<	0.5		ug/L	
OU8	W-833-30	3/9/21		1,3-Dichlorobenzene	<	0.5		ug/L	
OU8	W-833-30	3/9/21		1,4-Dichlorobenzene	<	0.5		ug/L	
OU8	W-833-30	3/9/21		2-Chloroethylvinylether	<	10		ug/L	

Attachment 1. Table 1. Groundwater analytical data, Site 300, 2021.

OU	Location	Date	Sample Type	Parameter	LOS Indicator	Result	Error	Units	QA Flag
OU8	W-833-30	3/9/21		Bromodichloromethane	<	0.5		ug/L	
OU8	W-833-30	3/9/21		Bromoform	<	0.5		ug/L	
OU8	W-833-30	3/9/21		Bromomethane	<	1		ug/L	
OU8	W-833-30	3/9/21		Carbon tetrachloride	<	0.5		ug/L	
OU8	W-833-30	3/9/21		Chlorobenzene	<	0.5		ug/L	
OU8	W-833-30	3/9/21		Chloroethane	<	0.5		ug/L	
OU8	W-833-30	3/9/21		Chloroform	<	0.5		ug/L	
OU8	W-833-30	3/9/21		Chloromethane	<	0.5		ug/L	
OU8	W-833-30	3/9/21		cis-1,2-Dichloroethene	<	0.5		ug/L	
OU8	W-833-30	3/9/21		cis-1,3-Dichloropropene	<	0.5		ug/L	
OU8	W-833-30	3/9/21		Dibromochloromethane	<	0.5		ug/L	
OU8	W-833-30	3/9/21		Dichlorodifluoromethane	<	0.5		ug/L	
OU8	W-833-30	3/9/21		Methylene chloride	<	1		ug/L	
OU8	W-833-30	3/9/21		Tetrachloroethene	<	0.5		ug/L	
OU8	W-833-30	3/9/21		trans-1,2-Dichloroethene	<	0.5		ug/L	
OU8	W-833-30	3/9/21		trans-1,3-Dichloropropene	<	0.5		ug/L	
OU8	W-833-30	3/9/21		Trichloroethene	<	0.5		ug/L	
OU8	W-833-30	3/9/21		Trichlorofluoromethane	<	0.5		ug/L	
OU8	W-833-30	3/9/21		Trichlorotrifluoroethane	<	0.5		ug/L	
OU8	W-833-30	3/9/21		Vinyl chloride	<	0.5		ug/L	
OU8	W-833-30	3/9/21		Field Oxidation Potential (Eh)		31		mVolts	
OU8	W-833-30	3/9/21		Field pH		7.96		Units	
OU8	W-833-30	3/9/21		Field Specific Conductance		761.9		umhos/cm	
OU8	W-833-30	3/9/21		Field Temperature		18.1		Degrees C	
OU8	W-840-01	3/15/21		Nitrate (as NO3)	<	10		mg/L	D
OU8	W-840-01	3/15/21		Perchlorate	<	160		ug/L	D
OU8	W-840-01	3/15/21		1,1-Dichloroethane	<	0.5		ug/L	
OU8	W-840-01	3/15/21		1,1-Dichloroethene	<	0.5		ug/L	
OU8	W-840-01	3/15/21		1,1,1-Trichloroethane	<	0.5		ug/L	
OU8	W-840-01	3/15/21		1,1,2-Trichloroethane	<	0.5		ug/L	
OU8	W-840-01	3/15/21		1,1,2,2-Tetrachloroethane	<	0.5		ug/L	
OU8	W-840-01	3/15/21		1,2-Dichlorobenzene	<	0.5		ug/L	
OU8	W-840-01	3/15/21		1,2-Dichloroethane	<	0.5		ug/L	
OU8	W-840-01	3/15/21		1,2-Dichloroethene (total)	<	1		ug/L	
OU8	W-840-01	3/15/21		1,2-Dichloropropane	<	0.5		ug/L	
OU8	W-840-01	3/15/21		1,3-Dichlorobenzene	<	0.5		ug/L	
OU8	W-840-01	3/15/21		1,4-Dichlorobenzene	<	0.5		ug/L	
OU8	W-840-01	3/15/21		2-Chloroethylvinylether	<	1		ug/L	
OU8	W-840-01	3/15/21		Bromodichloromethane	<	0.5		ug/L	
OU8	W-840-01	3/15/21		Bromoform	<	0.5		ug/L	
OU8	W-840-01	3/15/21		Bromomethane	<	0.5		ug/L	
OU8	W-840-01	3/15/21		Carbon tetrachloride	<	0.5		ug/L	
OU8	W-840-01	3/15/21		Chlorobenzene	<	0.5		ug/L	
OU8	W-840-01	3/15/21		Chloroethane	<	0.5		ug/L	
OU8	W-840-01	3/15/21		Chloroform	<	0.5		ug/L	
OU8	W-840-01	3/15/21		Chloromethane	<	0.5		ug/L	
OU8	W-840-01	3/15/21		cis-1,2-Dichloroethene	<	0.5		ug/L	
OU8	W-840-01	3/15/21		cis-1,3-Dichloropropene	<	0.5		ug/L	
OU8	W-840-01	3/15/21		Dibromochloromethane	<	0.5		ug/L	
OU8	W-840-01	3/15/21		Dichlorodifluoromethane	<	0.5		ug/L	
OU8	W-840-01	3/15/21		Methylene chloride	<	0.5		ug/L	
OU8	W-840-01	3/15/21		Tetrachloroethene	<	0.5		ug/L	
OU8	W-840-01	3/15/21		trans-1,2-Dichloroethene	<	0.5		ug/L	
OU8	W-840-01	3/15/21		trans-1,3-Dichloropropene	<	0.5		ug/L	
OU8	W-840-01	3/15/21		Trichloroethene	<	0.5		ug/L	
OU8	W-840-01	3/15/21		Trichlorofluoromethane	<	0.5		ug/L	
OU8	W-840-01	3/15/21		Trichlorotrifluoroethane	<	0.5		ug/L	
OU8	W-840-01	3/15/21		Vinyl chloride	<	0.5		ug/L	
OU8	W-841-01	3/9/21		Nitrate (as NO3)	<	0.5		mg/L	
OU8	W-841-01	3/9/21		Perchlorate	<	4		ug/L	
OU8	W-841-01	3/9/21		1,1-Dichloroethane	<	0.5		ug/L	
OU8	W-841-01	3/9/21		1,1-Dichloroethene	<	0.5		ug/L	
OU8	W-841-01	3/9/21		1,1,1-Trichloroethane	<	0.5		ug/L	
OU8	W-841-01	3/9/21		1,1,2-Trichloroethane	<	0.5		ug/L	
OU8	W-841-01	3/9/21		1,1,2,2-Tetrachloroethane	<	0.5		ug/L	
OU8	W-841-01	3/9/21		1,2-Dichlorobenzene	<	0.5		ug/L	

Attachment 1. Table 1. Groundwater analytical data, Site 300, 2021.

OU	Location	Date	Sample Type	Parameter	LOS Indicator	Result	Error	Units	QA Flag
OU8	W-841-01	3/9/21		1,2-Dichloroethane	<	0.5		ug/L	
OU8	W-841-01	3/9/21		1,2-Dichloroethene (total)	<	1		ug/L	
OU8	W-841-01	3/9/21		1,2-Dichloropropane	<	0.5		ug/L	
OU8	W-841-01	3/9/21		1,3-Dichlorobenzene	<	0.5		ug/L	
OU8	W-841-01	3/9/21		1,4-Dichlorobenzene	<	0.5		ug/L	
OU8	W-841-01	3/9/21		2-Chloroethylvinylether	<	10		ug/L	
OU8	W-841-01	3/9/21		Bromodichloromethane	<	0.5		ug/L	
OU8	W-841-01	3/9/21		Bromoform	<	0.5		ug/L	
OU8	W-841-01	3/9/21		Bromomethane	<	1		ug/L	
OU8	W-841-01	3/9/21		Carbon tetrachloride	<	0.5		ug/L	
OU8	W-841-01	3/9/21		Chlorobenzene	<	0.5		ug/L	
OU8	W-841-01	3/9/21		Chloroethane	<	0.5		ug/L	
OU8	W-841-01	3/9/21		Chloroform	<	0.5		ug/L	
OU8	W-841-01	3/9/21		Chloromethane	<	0.5		ug/L	
OU8	W-841-01	3/9/21		cis-1,2-Dichloroethene	<	0.5		ug/L	
OU8	W-841-01	3/9/21		cis-1,3-Dichloropropene	<	0.5		ug/L	
OU8	W-841-01	3/9/21		Dibromochloromethane	<	0.5		ug/L	
OU8	W-841-01	3/9/21		Dichlorodifluoromethane	<	0.5		ug/L	
OU8	W-841-01	3/9/21		Methylene chloride	<	1		ug/L	
OU8	W-841-01	3/9/21		Tetrachloroethene	<	0.5		ug/L	
OU8	W-841-01	3/9/21		trans-1,2-Dichloroethene	<	0.5		ug/L	
OU8	W-841-01	3/9/21		trans-1,3-Dichloropropene	<	0.5		ug/L	
OU8	W-841-01	3/9/21		Trichloroethene	<	0.5		ug/L	
OU8	W-841-01	3/9/21		Trichlorofluoromethane	<	0.5		ug/L	
OU8	W-841-01	3/9/21		Trichlorotrifluoroethane	<	0.5		ug/L	
OU8	W-841-01	3/9/21		Vinyl chloride	<	0.5		ug/L	
OU8	W-841-01	3/9/21		Field Oxidation Potential (Eh)		22		mVolts	
OU8	W-841-01	3/9/21		Field pH		7.74		Units	
OU8	W-841-01	3/9/21		Field Specific Conductance		1059		umhos/cm	
OU8	W-841-01	3/9/21		Field Temperature		18.2		Degrees C	
OU8	W-851-05	5/18/21		Nitrate (as NO3)	<	2.5		mg/L	D
OU8	W-851-05	5/18/21		Perchlorate	<	4		ug/L	
OU8	W-851-05	5/18/21		1,1-Dichloroethane	<	0.5		ug/L	H
OU8	W-851-05	5/18/21		1,1-Dichloroethene	<	0.5		ug/L	H
OU8	W-851-05	5/18/21		1,1,1-Trichloroethane	<	0.5		ug/L	H
OU8	W-851-05	5/18/21		1,1,2-Trichloroethane	<	0.5		ug/L	H
OU8	W-851-05	5/18/21		1,1,2,2-Tetrachloroethane	<	0.5		ug/L	H
OU8	W-851-05	5/18/21		1,2-Dichlorobenzene	<	0.5		ug/L	H
OU8	W-851-05	5/18/21		1,2-Dichloroethane	<	0.5		ug/L	H
OU8	W-851-05	5/18/21		1,2-Dichloroethene (total)	<	1		ug/L	H
OU8	W-851-05	5/18/21		1,2-Dichloropropane	<	0.5		ug/L	H
OU8	W-851-05	5/18/21		1,3-Dichlorobenzene	<	0.5		ug/L	H
OU8	W-851-05	5/18/21		1,4-Dichlorobenzene	<	0.5		ug/L	H
OU8	W-851-05	5/18/21		2-Chloroethylvinylether	<	1		ug/L	H
OU8	W-851-05	5/18/21		Bromodichloromethane	<	0.5		ug/L	H
OU8	W-851-05	5/18/21		Bromoform	<	0.5		ug/L	H
OU8	W-851-05	5/18/21		Bromomethane	<	0.5		ug/L	H
OU8	W-851-05	5/18/21		Carbon tetrachloride	<	0.5		ug/L	H
OU8	W-851-05	5/18/21		Chlorobenzene	<	0.5		ug/L	H
OU8	W-851-05	5/18/21		Chloroethane	<	0.5		ug/L	H
OU8	W-851-05	5/18/21		Chloroform	<	0.5		ug/L	H
OU8	W-851-05	5/18/21		Chloromethane	<	0.5		ug/L	H
OU8	W-851-05	5/18/21		cis-1,2-Dichloroethene	<	0.5		ug/L	H
OU8	W-851-05	5/18/21		cis-1,3-Dichloropropene	<	0.5		ug/L	H
OU8	W-851-05	5/18/21		Dibromochloromethane	<	0.5		ug/L	H
OU8	W-851-05	5/18/21		Dichlorodifluoromethane	<	0.5		ug/L	H
OU8	W-851-05	5/18/21		Methylene chloride	<	0.5		ug/L	H
OU8	W-851-05	5/18/21		Tetrachloroethene	<	0.5		ug/L	H
OU8	W-851-05	5/18/21		trans-1,2-Dichloroethene	<	0.5		ug/L	H
OU8	W-851-05	5/18/21		trans-1,3-Dichloropropene	<	0.5		ug/L	H
OU8	W-851-05	5/18/21		Trichloroethene	<	0.5		ug/L	H
OU8	W-851-05	5/18/21		Trichlorofluoromethane	<	0.5		ug/L	H
OU8	W-851-05	5/18/21		Trichlorotrifluoroethane	<	0.5		ug/L	HL
OU8	W-851-05	5/18/21		Vinyl chloride	<	0.5		ug/L	H
OU8	W-851-05	5/18/21		1,3-Dinitrobenzene	<	5		ug/L	
OU8	W-851-05	5/18/21		1,3,5-Trinitrobenzene	<	5		ug/L	

Attachment 1. Table 1. Groundwater analytical data, Site 300, 2021.

OU	Location	Date	Sample Type	Parameter	LOS Indicator	Result	Error	Units	QA Flag
OU8	W-851-05	5/18/21		2-Amino-4,6-dinitrotoluene	<	5		ug/L	
OU8	W-851-05	5/18/21		2-Nitrotoluene	<	5		ug/L	
OU8	W-851-05	5/18/21		2,4-Dinitrotoluene	<	5		ug/L	
OU8	W-851-05	5/18/21		2,6-Dinitrotoluene	<	5		ug/L	
OU8	W-851-05	5/18/21		3-Nitrotoluene	<	5		ug/L	
OU8	W-851-05	5/18/21		4-Amino-2,6-dinitrotoluene	<	5		ug/L	
OU8	W-851-05	5/18/21		4-Nitrotoluene	<	5		ug/L	
OU8	W-851-05	5/18/21		HMX	<	1		ug/L	
OU8	W-851-05	5/18/21		Nitrobenzene	<	5		ug/L	
OU8	W-851-05	5/18/21		RDX	<	1		ug/L	
OU8	W-851-05	5/18/21		Tetryl	<	5		ug/L	
OU8	W-851-05	5/18/21		TNT	<	5		ug/L	
OU8	W-851-05	5/18/21		1,3-Dinitrobenzene	<	2		ug/L	
OU8	W-851-05	5/18/21		1,3,5-Trinitrobenzene	<	2		ug/L	
OU8	W-851-05	5/18/21		2-Amino-4,6-dinitrotoluene	<	2		ug/L	
OU8	W-851-05	5/18/21		2-Nitrotoluene	<	2		ug/L	
OU8	W-851-05	5/18/21		2,4-Dinitrotoluene	<	2		ug/L	
OU8	W-851-05	5/18/21		2,6-Dinitrotoluene	<	2		ug/L	
OU8	W-851-05	5/18/21		3-Nitrotoluene	<	2		ug/L	
OU8	W-851-05	5/18/21		4-Amino-2,6-dinitrotoluene	<	2		ug/L	
OU8	W-851-05	5/18/21		4-Nitrotoluene	<	2		ug/L	
OU8	W-851-05	5/18/21		HMX	<	1		ug/L	
OU8	W-851-05	5/18/21		Nitrobenzene	<	2		ug/L	
OU8	W-851-05	5/18/21		RDX	<	1		ug/L	
OU8	W-851-05	5/18/21		Tetryl	<	2		ug/L	
OU8	W-851-05	5/18/21		TNT	<	2		ug/L	
OU8	W-851-05	5/18/21		Field Oxidation Potential (Eh)		-40		mVolts	
OU8	W-851-05	5/18/21		Field pH		7.3		Units	
OU8	W-851-05	5/18/21		Field Specific Conductance		3314		umhos/cm	
OU8	W-851-05	5/18/21		Field Temperature		18.1		Degrees C	
OU8	W-851-05	5/18/21		Total Uranium (in activity)	<	0.062725	0.00018	pCi/L	
OU8	W-851-05	5/18/21		Total Uranium (in mass)		0.026	0.00057	ug/L	
OU8	W-851-05	5/18/21		Uranium 234 (in activity)	<	0.053		pCi/L	
OU8	W-851-05	5/18/21		Uranium 235 (in activity)		0.00037	0.000013	pCi/L	
OU8	W-851-05	5/18/21		Uranium 235/238		0.00673	0.00018	atom/atom	
OU8	W-851-05	5/18/21		Uranium 236 (in activity)	<	0.000035		pCi/L	
OU8	W-851-05	5/18/21		Uranium 238 (in activity)		0.0086	0.00018	pCi/L	
OU8	W-851-05	5/18/21		Uranium 238 (in mass)		0.026	0.00054	ug/L	
OU8	W-851-05	5/18/21		Antimony	<	0.06		mg/L	
OU8	W-851-05	5/18/21		Arsenic	<	0.005		mg/L	
OU8	W-851-05	5/18/21		Barium	<	0.01		mg/L	
OU8	W-851-05	5/18/21		Beryllium	<	0.002		mg/L	
OU8	W-851-05	5/18/21		Cadmium	<	0.005		mg/L	
OU8	W-851-05	5/18/21		Chromium	<	0.01		mg/L	
OU8	W-851-05	5/18/21		Cobalt	<	0.02		mg/L	
OU8	W-851-05	5/18/21		Copper	<	0.01		mg/L	
OU8	W-851-05	5/18/21		Lead	<	0.003		mg/L	
OU8	W-851-05	5/18/21		Mercury	<	0.0002		mg/L	
OU8	W-851-05	5/18/21		Molybdenum	<	0.02		mg/L	
OU8	W-851-05	5/18/21		Nickel	<	0.02		mg/L	
OU8	W-851-05	5/18/21		Selenium	<	0.005		mg/L	
OU8	W-851-05	5/18/21		Silver	<	0.005		mg/L	
OU8	W-851-05	5/18/21		Thallium	<	0.005		mg/L	
OU8	W-851-05	5/18/21		Vanadium	<	0.01		mg/L	
OU8	W-851-05	5/18/21		Zinc	<	0.02		mg/L	
OU8	W-851-05	5/18/21	DUP	Nitrate (as NO3)	<	2.5		mg/L	D
OU8	W-851-05	5/18/21	DUP	Perchlorate	<	4		ug/L	
OU8	W-851-05	5/18/21	DUP	1,1-Dichloroethane	<	0.5		ug/L	H
OU8	W-851-05	5/18/21	DUP	1,1-Dichloroethene	<	0.5		ug/L	H
OU8	W-851-05	5/18/21	DUP	1,1,1-Trichloroethane	<	0.5		ug/L	H
OU8	W-851-05	5/18/21	DUP	1,1,2-Trichloroethane	<	0.5		ug/L	H
OU8	W-851-05	5/18/21	DUP	1,1,2,2-Tetrachloroethane	<	0.5		ug/L	H
OU8	W-851-05	5/18/21	DUP	1,2-Dichlorobenzene	<	0.5		ug/L	H
OU8	W-851-05	5/18/21	DUP	1,2-Dichloroethane	<	0.5		ug/L	H
OU8	W-851-05	5/18/21	DUP	1,2-Dichloroethene (total)	<	1		ug/L	H
OU8	W-851-05	5/18/21	DUP	1,2-Dichloropropane	<	0.5		ug/L	H

Attachment 1. Table 1. Groundwater analytical data, Site 300, 2021.

OU	Location	Date	Sample Type	Parameter	LOS Indicator	Result	Error	Units	QA Flag
OU8	W-851-05	5/18/21	DUP	1,3-Dichlorobenzene	<	0.5		ug/L	H
OU8	W-851-05	5/18/21	DUP	1,4-Dichlorobenzene	<	0.5		ug/L	H
OU8	W-851-05	5/18/21	DUP	2-Chloroethylvinylether	<	1		ug/L	H
OU8	W-851-05	5/18/21	DUP	Bromodichloromethane	<	0.5		ug/L	H
OU8	W-851-05	5/18/21	DUP	Bromoform	<	0.5		ug/L	H
OU8	W-851-05	5/18/21	DUP	Bromomethane	<	0.5		ug/L	H
OU8	W-851-05	5/18/21	DUP	Carbon tetrachloride	<	0.5		ug/L	H
OU8	W-851-05	5/18/21	DUP	Chlorobenzene	<	0.5		ug/L	H
OU8	W-851-05	5/18/21	DUP	Chloroethane	<	0.5		ug/L	H
OU8	W-851-05	5/18/21	DUP	Chloroform	<	0.5		ug/L	H
OU8	W-851-05	5/18/21	DUP	Chloromethane	<	0.5		ug/L	H
OU8	W-851-05	5/18/21	DUP	cis-1,2-Dichloroethene	<	0.5		ug/L	H
OU8	W-851-05	5/18/21	DUP	cis-1,3-Dichloropropene	<	0.5		ug/L	H
OU8	W-851-05	5/18/21	DUP	Dibromochloromethane	<	0.5		ug/L	H
OU8	W-851-05	5/18/21	DUP	Dichlorodifluoromethane	<	0.5		ug/L	H
OU8	W-851-05	5/18/21	DUP	Methylene chloride	<	0.5		ug/L	H
OU8	W-851-05	5/18/21	DUP	Tetrachloroethene	<	0.5		ug/L	H
OU8	W-851-05	5/18/21	DUP	trans-1,2-Dichloroethene	<	0.5		ug/L	H
OU8	W-851-05	5/18/21	DUP	trans-1,3-Dichloropropene	<	0.5		ug/L	H
OU8	W-851-05	5/18/21	DUP	Trichloroethene	<	0.5		ug/L	H
OU8	W-851-05	5/18/21	DUP	Trichlorofluoromethane	<	0.5		ug/L	H
OU8	W-851-05	5/18/21	DUP	Trichlorotrifluoroethane	<	0.5		ug/L	HL
OU8	W-851-05	5/18/21	DUP	Vinyl chloride	<	0.5		ug/L	H
OU8	W-851-05	5/18/21	DUP	1,3-Dinitrobenzene	<	5		ug/L	
OU8	W-851-05	5/18/21	DUP	1,3,5-Trinitrobenzene	<	5		ug/L	
OU8	W-851-05	5/18/21	DUP	2-Amino-4,6-dinitrotoluene	<	5		ug/L	
OU8	W-851-05	5/18/21	DUP	2-Nitrotoluene	<	5		ug/L	
OU8	W-851-05	5/18/21	DUP	2,4-Dinitrotoluene	<	5		ug/L	
OU8	W-851-05	5/18/21	DUP	2,6-Dinitrotoluene	<	5		ug/L	
OU8	W-851-05	5/18/21	DUP	3-Nitrotoluene	<	5		ug/L	
OU8	W-851-05	5/18/21	DUP	4-Amino-2,6-dinitrotoluene	<	5		ug/L	
OU8	W-851-05	5/18/21	DUP	4-Nitrotoluene	<	5		ug/L	
OU8	W-851-05	5/18/21	DUP	HMX	<	1		ug/L	
OU8	W-851-05	5/18/21	DUP	Nitrobenzene	<	5		ug/L	
OU8	W-851-05	5/18/21	DUP	RDX	<	1		ug/L	
OU8	W-851-05	5/18/21	DUP	Tetryl	<	5		ug/L	
OU8	W-851-05	5/18/21	DUP	TNT	<	5		ug/L	
OU8	W-851-05	5/18/21	DUP	1,3-Dinitrobenzene	<	2		ug/L	
OU8	W-851-05	5/18/21	DUP	1,3,5-Trinitrobenzene	<	2		ug/L	
OU8	W-851-05	5/18/21	DUP	2-Amino-4,6-dinitrotoluene	<	2		ug/L	
OU8	W-851-05	5/18/21	DUP	2-Nitrotoluene	<	2		ug/L	
OU8	W-851-05	5/18/21	DUP	2,4-Dinitrotoluene	<	2		ug/L	
OU8	W-851-05	5/18/21	DUP	2,6-Dinitrotoluene	<	2		ug/L	
OU8	W-851-05	5/18/21	DUP	3-Nitrotoluene	<	2		ug/L	
OU8	W-851-05	5/18/21	DUP	4-Amino-2,6-dinitrotoluene	<	2		ug/L	
OU8	W-851-05	5/18/21	DUP	4-Nitrotoluene	<	2		ug/L	
OU8	W-851-05	5/18/21	DUP	HMX	<	1		ug/L	
OU8	W-851-05	5/18/21	DUP	Nitrobenzene	<	2		ug/L	
OU8	W-851-05	5/18/21	DUP	RDX	<	1		ug/L	
OU8	W-851-05	5/18/21	DUP	Tetryl	<	2		ug/L	
OU8	W-851-05	5/18/21	DUP	TNT	<	2		ug/L	
OU8	W-851-05	5/18/21	DUP	Total Uranium (in activity)	<	0.062725	0.00019	pCi/L	
OU8	W-851-05	5/18/21	DUP	Total Uranium (in mass)		0.018	0.00064	ug/L	
OU8	W-851-05	5/18/21	DUP	Uranium 234 (in activity)	<	0.042		pCi/L	
OU8	W-851-05	5/18/21	DUP	Uranium 235 (in activity)		0.00028	0.000015	pCi/L	
OU8	W-851-05	5/18/21	DUP	Uranium 235/238		0.00729	0.0003	atom/atom	
OU8	W-851-05	5/18/21	DUP	Uranium 236 (in activity)	<	0.000046		pCi/L	
OU8	W-851-05	5/18/21	DUP	Uranium 238 (in activity)		0.006	0.00019	pCi/L	
OU8	W-851-05	5/18/21	DUP	Uranium 238 (in mass)		0.018	0.00056	ug/L	
OU8	W-851-05	5/18/21	DUP	Antimony	<	0.06		mg/L	
OU8	W-851-05	5/18/21	DUP	Arsenic	<	0.005		mg/L	
OU8	W-851-05	5/18/21	DUP	Barium	<	0.01		mg/L	
OU8	W-851-05	5/18/21	DUP	Beryllium	<	0.002		mg/L	
OU8	W-851-05	5/18/21	DUP	Cadmium	<	0.005		mg/L	
OU8	W-851-05	5/18/21	DUP	Chromium	<	0.01		mg/L	
OU8	W-851-05	5/18/21	DUP	Cobalt	<	0.02		mg/L	

Attachment 1. Table 1. Groundwater analytical data, Site 300, 2021.

OU	Location	Date	Sample Type	Parameter	LOS Indicator	Result	Error	Units	QA Flag
OU8	W-851-05	5/18/21	DUP	Copper	<	0.01		mg/L	
OU8	W-851-05	5/18/21	DUP	Lead	<	0.003		mg/L	
OU8	W-851-05	5/18/21	DUP	Mercury	<	0.0002		mg/L	
OU8	W-851-05	5/18/21	DUP	Molybdenum	<	0.02		mg/L	
OU8	W-851-05	5/18/21	DUP	Nickel	<	0.02		mg/L	
OU8	W-851-05	5/18/21	DUP	Selenium	<	0.005		mg/L	
OU8	W-851-05	5/18/21	DUP	Silver	<	0.005		mg/L	
OU8	W-851-05	5/18/21	DUP	Thallium	<	0.005		mg/L	
OU8	W-851-05	5/18/21	DUP	Vanadium	<	0.01		mg/L	
OU8	W-851-05	5/18/21	DUP	Zinc	<	0.02		mg/L	
OU8	W-851-05	12/21/21		Uranium 234 and 233 (in activity)	<	0.1	0.0337	pCi/L	
OU8	W-851-05	12/21/21		Uranium 235 and 236 (in activity)	<	0.1	0.012	pCi/L	
OU8	W-851-05	12/21/21		Uranium 238 (in activity)	<	0.1	0.0158	pCi/L	
OU8	W-851-05	12/21/21		Nitrate (as NO3)	<	1		mg/L	D
OU8	W-851-05	12/21/21		Perchlorate	<	2		ug/L	
OU8	W-851-05	12/21/21		1,1-Dichloroethane	<	0.5		ug/L	
OU8	W-851-05	12/21/21		1,1-Dichloroethene	<	0.5		ug/L	
OU8	W-851-05	12/21/21		1,1,1-Trichloroethane	<	0.5		ug/L	
OU8	W-851-05	12/21/21		1,1,2-Trichloroethane	<	0.5		ug/L	
OU8	W-851-05	12/21/21		1,1,2,2-Tetrachloroethane	<	0.5		ug/L	
OU8	W-851-05	12/21/21		1,2-Dichlorobenzene	<	0.5		ug/L	
OU8	W-851-05	12/21/21		1,2-Dichloroethane	<	0.5		ug/L	
OU8	W-851-05	12/21/21		1,2-Dichloroethene (total)	<	1		ug/L	
OU8	W-851-05	12/21/21		1,2-Dichloropropane	<	0.5		ug/L	
OU8	W-851-05	12/21/21		1,3-Dichlorobenzene	<	0.5		ug/L	
OU8	W-851-05	12/21/21		1,4-Dichlorobenzene	<	0.5		ug/L	
OU8	W-851-05	12/21/21		2-Chloroethylvinylether	<	10		ug/L	
OU8	W-851-05	12/21/21		Bromodichloromethane	<	0.5		ug/L	
OU8	W-851-05	12/21/21		Bromoform	<	0.5		ug/L	
OU8	W-851-05	12/21/21		Bromomethane	<	1		ug/L	
OU8	W-851-05	12/21/21		Carbon tetrachloride	<	0.5		ug/L	
OU8	W-851-05	12/21/21		Chlorobenzene	<	0.5		ug/L	
OU8	W-851-05	12/21/21		Chloroethane	<	0.5		ug/L	
OU8	W-851-05	12/21/21		Chloroform	<	0.5		ug/L	
OU8	W-851-05	12/21/21		Chloromethane	<	0.5		ug/L	
OU8	W-851-05	12/21/21		cis-1,2-Dichloroethene	<	0.5		ug/L	
OU8	W-851-05	12/21/21		cis-1,3-Dichloropropene	<	0.5		ug/L	
OU8	W-851-05	12/21/21		Dibromochloromethane	<	0.5		ug/L	
OU8	W-851-05	12/21/21		Dichlorodifluoromethane	<	0.5		ug/L	
OU8	W-851-05	12/21/21		Methylene chloride	<	1		ug/L	
OU8	W-851-05	12/21/21		Tetrachloroethene	<	0.5		ug/L	
OU8	W-851-05	12/21/21		trans-1,2-Dichloroethene	<	0.5		ug/L	
OU8	W-851-05	12/21/21		trans-1,3-Dichloropropene	<	0.5		ug/L	
OU8	W-851-05	12/21/21		Trichloroethene	<	0.5		ug/L	
OU8	W-851-05	12/21/21		Trichlorofluoromethane	<	0.5		ug/L	
OU8	W-851-05	12/21/21		Trichlorotrifluoroethane	<	0.5		ug/L	
OU8	W-851-05	12/21/21		Vinyl chloride	<	0.5		ug/L	
OU8	W-851-05	12/21/21		1,3-Dinitrobenzene	<	5		ug/L	
OU8	W-851-05	12/21/21		1,3,5-Trinitrobenzene	<	5		ug/L	
OU8	W-851-05	12/21/21		2-Amino-4,6-dinitrotoluene	<	5		ug/L	
OU8	W-851-05	12/21/21		2-Nitrotoluene	<	5		ug/L	
OU8	W-851-05	12/21/21		2,4-Dinitrotoluene	<	5		ug/L	
OU8	W-851-05	12/21/21		2,6-Dinitrotoluene	<	5		ug/L	
OU8	W-851-05	12/21/21		3-Nitrotoluene	<	5		ug/L	
OU8	W-851-05	12/21/21		4-Amino-2,6-dinitrotoluene	<	5		ug/L	
OU8	W-851-05	12/21/21		4-Nitrotoluene	<	5		ug/L	
OU8	W-851-05	12/21/21		HMX	<	1		ug/L	
OU8	W-851-05	12/21/21		Nitrobenzene	<	5		ug/L	
OU8	W-851-05	12/21/21		RDX	<	1		ug/L	
OU8	W-851-05	12/21/21		Tetryl	<	5		ug/L	
OU8	W-851-05	12/21/21		TNT	<	5		ug/L	
OU8	W-851-05	12/21/21		Field Oxidation Potential (Eh)		150		mVolts	
OU8	W-851-05	12/21/21		Field pH		7.13		Units	
OU8	W-851-05	12/21/21		Field Specific Conductance		2972		umhos/cm	
OU8	W-851-05	12/21/21		Field Temperature		15.4		Degrees C	
OU8	W-851-05	12/21/21		Antimony	<	0.3		mg/L	D

Attachment 1. Table 1. Groundwater analytical data, Site 300, 2021.

OU	Location	Date	Sample Type	Parameter	LOS Indicator	Result	Error	Units	QA Flag
OU8	W-851-05	12/21/21		Arsenic	<	0.025		mg/L	D
OU8	W-851-05	12/21/21		Barium	<	0.05		mg/L	D
OU8	W-851-05	12/21/21		Beryllium	<	0.01		mg/L	D
OU8	W-851-05	12/21/21		Cadmium	<	0.025		mg/L	D
OU8	W-851-05	12/21/21		Chromium	<	0.05		mg/L	D
OU8	W-851-05	12/21/21		Cobalt	<	0.1		mg/L	D
OU8	W-851-05	12/21/21		Copper	<	0.05		mg/L	D
OU8	W-851-05	12/21/21		Lead	<	0.015		mg/L	D
OU8	W-851-05	12/21/21		Mercury	<	0.0002		mg/L	
OU8	W-851-05	12/21/21		Molybdenum	<	0.1		mg/L	D
OU8	W-851-05	12/21/21		Nickel	<	0.1		mg/L	D
OU8	W-851-05	12/21/21		Selenium	<	0.025		mg/L	D
OU8	W-851-05	12/21/21		Silver	<	0.025		mg/L	D
OU8	W-851-05	12/21/21		Thallium	<	0.025		mg/L	D
OU8	W-851-05	12/21/21		Vanadium	<	0.05		mg/L	D
OU8	W-851-05	12/21/21		Zinc	<	0.1		mg/L	D
OU8	W-851-06	5/18/21		Nitrate (as NO3)	<	2.5		mg/L	D
OU8	W-851-06	5/18/21		Perchlorate	<	4		ug/L	
OU8	W-851-06	5/18/21		1,1-Dichloroethane	<	0.5		ug/L	
OU8	W-851-06	5/18/21		1,1-Dichloroethene	<	0.5		ug/L	
OU8	W-851-06	5/18/21		1,1,1-Trichloroethane	<	0.5		ug/L	
OU8	W-851-06	5/18/21		1,1,2-Trichloroethane	<	0.5		ug/L	
OU8	W-851-06	5/18/21		1,1,2,2-Tetrachloroethane	<	0.5		ug/L	
OU8	W-851-06	5/18/21		1,2-Dichlorobenzene	<	0.5		ug/L	
OU8	W-851-06	5/18/21		1,2-Dichloroethane	<	0.5		ug/L	
OU8	W-851-06	5/18/21		1,2-Dichloroethene (total)	<	1		ug/L	
OU8	W-851-06	5/18/21		1,2-Dichloropropane	<	0.5		ug/L	
OU8	W-851-06	5/18/21		1,3-Dichlorobenzene	<	0.5		ug/L	
OU8	W-851-06	5/18/21		1,4-Dichlorobenzene	<	0.5		ug/L	
OU8	W-851-06	5/18/21		2-Chloroethylvinylether	<	10		ug/L	
OU8	W-851-06	5/18/21		Bromodichloromethane	<	0.5		ug/L	
OU8	W-851-06	5/18/21		Bromoform	<	0.5		ug/L	
OU8	W-851-06	5/18/21		Bromomethane	<	1		ug/L	
OU8	W-851-06	5/18/21		Carbon tetrachloride	<	0.5		ug/L	
OU8	W-851-06	5/18/21		Chlorobenzene	<	0.5		ug/L	
OU8	W-851-06	5/18/21		Chloroethane	<	0.5		ug/L	
OU8	W-851-06	5/18/21		Chloroform	<	0.5		ug/L	
OU8	W-851-06	5/18/21		Chloromethane	<	0.5		ug/L	
OU8	W-851-06	5/18/21		cis-1,2-Dichloroethene	<	0.5		ug/L	
OU8	W-851-06	5/18/21		cis-1,3-Dichloropropene	<	0.5		ug/L	
OU8	W-851-06	5/18/21		Dibromochloromethane	<	0.5		ug/L	
OU8	W-851-06	5/18/21		Dichlorodifluoromethane	<	0.5		ug/L	
OU8	W-851-06	5/18/21		Methylene chloride	<	1		ug/L	
OU8	W-851-06	5/18/21		Tetrachloroethene	<	0.5		ug/L	
OU8	W-851-06	5/18/21		trans-1,2-Dichloroethene	<	0.5		ug/L	
OU8	W-851-06	5/18/21		trans-1,3-Dichloropropene	<	0.5		ug/L	
OU8	W-851-06	5/18/21		Trichloroethene	<	0.5		ug/L	
OU8	W-851-06	5/18/21		Trichlorofluoromethane	<	0.5		ug/L	
OU8	W-851-06	5/18/21		Trichlorotrifluoroethane	<	0.5		ug/L	
OU8	W-851-06	5/18/21		Vinyl chloride	<	0.5		ug/L	
OU8	W-851-06	5/18/21		1,3-Dinitrobenzene	<	5		ug/L	
OU8	W-851-06	5/18/21		1,3,5-Trinitrobenzene	<	5		ug/L	
OU8	W-851-06	5/18/21		2-Amino-4,6-dinitrotoluene	<	5		ug/L	
OU8	W-851-06	5/18/21		2-Nitrotoluene	<	5		ug/L	
OU8	W-851-06	5/18/21		2,4-Dinitrotoluene	<	5		ug/L	
OU8	W-851-06	5/18/21		2,6-Dinitrotoluene	<	5		ug/L	
OU8	W-851-06	5/18/21		3-Nitrotoluene	<	5		ug/L	
OU8	W-851-06	5/18/21		4-Amino-2,6-dinitrotoluene	<	5		ug/L	
OU8	W-851-06	5/18/21		4-Nitrotoluene	<	5		ug/L	
OU8	W-851-06	5/18/21		HMX	<	1		ug/L	
OU8	W-851-06	5/18/21		Nitrobenzene	<	5		ug/L	
OU8	W-851-06	5/18/21		RDX	<	1		ug/L	
OU8	W-851-06	5/18/21		Tetryl	<	5		ug/L	
OU8	W-851-06	5/18/21		TNT	<	5		ug/L	
OU8	W-851-06	5/18/21		1,3-Dinitrobenzene	<	2		ug/L	
OU8	W-851-06	5/18/21		1,3,5-Trinitrobenzene	<	2		ug/L	

Attachment 1. Table 1. Groundwater analytical data, Site 300, 2021.

OU	Location	Date	Sample Type	Parameter	LOS Indicator	Result	Error	Units	QA Flag
OU8	W-851-06	5/18/21		2-Amino-4,6-dinitrotoluene	<	2		ug/L	
OU8	W-851-06	5/18/21		2-Nitrotoluene	<	2		ug/L	
OU8	W-851-06	5/18/21		2,4-Dinitrotoluene	<	2		ug/L	
OU8	W-851-06	5/18/21		2,6-Dinitrotoluene	<	2		ug/L	
OU8	W-851-06	5/18/21		3-Nitrotoluene	<	2		ug/L	
OU8	W-851-06	5/18/21		4-Amino-2,6-dinitrotoluene	<	2		ug/L	
OU8	W-851-06	5/18/21		4-Nitrotoluene	<	2		ug/L	
OU8	W-851-06	5/18/21		HMX	<	1		ug/L	
OU8	W-851-06	5/18/21		Nitrobenzene	<	2		ug/L	
OU8	W-851-06	5/18/21		RDX	<	1		ug/L	
OU8	W-851-06	5/18/21		Tetryl	<	2		ug/L	
OU8	W-851-06	5/18/21		TNT	<	2		ug/L	
OU8	W-851-06	5/18/21		Field Oxidation Potential (Eh)		-95		mVolts	
OU8	W-851-06	5/18/21		Field pH		7.55		Units	
OU8	W-851-06	5/18/21		Field Specific Conductance		3547		umhos/cm	
OU8	W-851-06	5/18/21		Field Temperature		19.7		Degrees C	
OU8	W-851-06	5/18/21		Total Uranium (in activity)	<	0.062725	0.00018	pCi/L	
OU8	W-851-06	5/18/21		Total Uranium (in mass)		0.058	0.00055	ug/L	
OU8	W-851-06	5/18/21		Uranium 234 (in activity)	<	0.054		pCi/L	
OU8	W-851-06	5/18/21		Uranium 235 (in activity)		0.00069	0.000016	pCi/L	
OU8	W-851-06	5/18/21		Uranium 235/238		0.00551	0.00012	atom/atom	
OU8	W-851-06	5/18/21		Uranium 236 (in activity)	<	0.000057		pCi/L	
OU8	W-851-06	5/18/21		Uranium 238 (in activity)		0.02	0.00018	pCi/L	
OU8	W-851-06	5/18/21		Uranium 238 (in mass)		0.058	0.00053	ug/L	
OU8	W-851-06	5/18/21		Antimony	<	0.12		mg/L	D
OU8	W-851-06	5/18/21		Arsenic	<	0.01		mg/L	D
OU8	W-851-06	5/18/21		Barium	<	0.02		mg/L	D
OU8	W-851-06	5/18/21		Beryllium	<	0.004		mg/L	D
OU8	W-851-06	5/18/21		Cadmium	<	0.01		mg/L	D
OU8	W-851-06	5/18/21		Chromium	<	0.02		mg/L	D
OU8	W-851-06	5/18/21		Cobalt	<	0.04		mg/L	D
OU8	W-851-06	5/18/21		Copper	<	0.02		mg/L	D
OU8	W-851-06	5/18/21		Lead	<	0.006		mg/L	D
OU8	W-851-06	5/18/21		Mercury	<	0.0002		mg/L	
OU8	W-851-06	5/18/21		Molybdenum	<	0.04		mg/L	D
OU8	W-851-06	5/18/21		Nickel	<	0.04		mg/L	D
OU8	W-851-06	5/18/21		Selenium	<	0.01		mg/L	D
OU8	W-851-06	5/18/21		Silver	<	0.01		mg/L	D
OU8	W-851-06	5/18/21		Thallium	<	0.01		mg/L	D
OU8	W-851-06	5/18/21		Vanadium	<	0.02		mg/L	D
OU8	W-851-06	5/18/21		Zinc	<	0.04		mg/L	D
OU8	W-851-06	11/30/21		Uranium 234 and 233 (in activity)	<	0.1	0.036	pCi/L	
OU8	W-851-06	11/30/21		Uranium 235 and 236 (in activity)	<	0.1	0.02	pCi/L	
OU8	W-851-06	11/30/21		Uranium 238 (in activity)	<	0.1	0.0291	pCi/L	
OU8	W-851-06	11/30/21		Nitrate (as NO3)	<	2.5		mg/L	D
OU8	W-851-06	11/30/21		Perchlorate	<	2		ug/L	
OU8	W-851-06	11/30/21		1,1-Dichloroethane	<	0.5		ug/L	
OU8	W-851-06	11/30/21		1,1-Dichloroethene	<	0.5		ug/L	
OU8	W-851-06	11/30/21		1,1,1-Trichloroethane	<	0.5		ug/L	
OU8	W-851-06	11/30/21		1,1,2-Trichloroethane	<	0.5		ug/L	
OU8	W-851-06	11/30/21		1,1,2,2-Tetrachloroethane	<	0.5		ug/L	
OU8	W-851-06	11/30/21		1,2-Dichlorobenzene	<	0.5		ug/L	
OU8	W-851-06	11/30/21		1,2-Dichloroethane	<	0.5		ug/L	
OU8	W-851-06	11/30/21		1,2-Dichloroethene (total)	<	1		ug/L	
OU8	W-851-06	11/30/21		1,2-Dichloropropane	<	0.5		ug/L	
OU8	W-851-06	11/30/21		1,3-Dichlorobenzene	<	0.5		ug/L	
OU8	W-851-06	11/30/21		1,4-Dichlorobenzene	<	0.5		ug/L	
OU8	W-851-06	11/30/21		2-Chloroethylvinylether	<	10		ug/L	
OU8	W-851-06	11/30/21		Bromodichloromethane	<	0.5		ug/L	
OU8	W-851-06	11/30/21		Bromoform	<	0.5		ug/L	
OU8	W-851-06	11/30/21		Bromomethane	<	1		ug/L	
OU8	W-851-06	11/30/21		Carbon tetrachloride	<	0.5		ug/L	
OU8	W-851-06	11/30/21		Chlorobenzene	<	0.5		ug/L	
OU8	W-851-06	11/30/21		Chloroethane	<	0.5		ug/L	
OU8	W-851-06	11/30/21		Chloroform	<	0.5		ug/L	
OU8	W-851-06	11/30/21		Chloromethane	<	0.5		ug/L	

Attachment 1. Table 1. Groundwater analytical data, Site 300, 2021.

OU	Location	Date	Sample Type	Parameter	LOS Indicator	Result	Error	Units	QA Flag
OU8	W-851-06	11/30/21		cis-1,2-Dichloroethene	<	0.5		ug/L	
OU8	W-851-06	11/30/21		cis-1,3-Dichloropropene	<	0.5		ug/L	
OU8	W-851-06	11/30/21		Dibromochloromethane	<	0.5		ug/L	
OU8	W-851-06	11/30/21		Dichlorodifluoromethane	<	0.5		ug/L	
OU8	W-851-06	11/30/21		Methylene chloride	<	1		ug/L	
OU8	W-851-06	11/30/21		Tetrachloroethene	<	0.5		ug/L	
OU8	W-851-06	11/30/21		trans-1,2-Dichloroethene	<	0.5		ug/L	
OU8	W-851-06	11/30/21		trans-1,3-Dichloropropene	<	0.5		ug/L	
OU8	W-851-06	11/30/21		Trichloroethene	<	0.5		ug/L	
OU8	W-851-06	11/30/21		Trichlorofluoromethane	<	0.5		ug/L	
OU8	W-851-06	11/30/21		Trichlorotrifluoroethane	<	0.5		ug/L	
OU8	W-851-06	11/30/21		Vinyl chloride	<	0.5		ug/L	
OU8	W-851-06	11/30/21		1,3-Dinitrobenzene	<	5		ug/L	
OU8	W-851-06	11/30/21		1,3,5-Trinitrobenzene	<	5		ug/L	
OU8	W-851-06	11/30/21		2-Amino-4,6-dinitrotoluene	<	5		ug/L	
OU8	W-851-06	11/30/21		2-Nitrotoluene	<	5		ug/L	
OU8	W-851-06	11/30/21		2,4-Dinitrotoluene	<	5		ug/L	
OU8	W-851-06	11/30/21		2,6-Dinitrotoluene	<	5		ug/L	
OU8	W-851-06	11/30/21		3-Nitrotoluene	<	5		ug/L	
OU8	W-851-06	11/30/21		4-Amino-2,6-dinitrotoluene	<	5		ug/L	
OU8	W-851-06	11/30/21		4-Nitrotoluene	<	5		ug/L	
OU8	W-851-06	11/30/21		HMX	<	1		ug/L	
OU8	W-851-06	11/30/21		Nitrobenzene	<	5		ug/L	
OU8	W-851-06	11/30/21		RDX	<	1		ug/L	
OU8	W-851-06	11/30/21		Tetryl	<	5		ug/L	
OU8	W-851-06	11/30/21		TNT	<	5		ug/L	
OU8	W-851-06	11/30/21		Field Oxidation Potential (Eh)		-110		mVolts	
OU8	W-851-06	11/30/21		Field pH		7.48		Units	
OU8	W-851-06	11/30/21		Field Specific Conductance		3622		umhos/cm	
OU8	W-851-06	11/30/21		Field Temperature		17.1		Degrees C	
OU8	W-851-06	11/30/21		Antimony	<	0.3		mg/L	D
OU8	W-851-06	11/30/21		Arsenic	<	0.025		mg/L	D
OU8	W-851-06	11/30/21		Barium	<	0.05		mg/L	D
OU8	W-851-06	11/30/21		Beryllium	<	0.01		mg/L	D
OU8	W-851-06	11/30/21		Cadmium	<	0.025		mg/L	D
OU8	W-851-06	11/30/21		Chromium	<	0.05		mg/L	D
OU8	W-851-06	11/30/21		Cobalt	<	0.1		mg/L	D
OU8	W-851-06	11/30/21		Copper	<	0.05		mg/L	D
OU8	W-851-06	11/30/21		Lead	<	0.015		mg/L	D
OU8	W-851-06	11/30/21		Mercury	<	0.0002		mg/L	
OU8	W-851-06	11/30/21		Molybdenum	<	0.1		mg/L	D
OU8	W-851-06	11/30/21		Nickel	<	0.1		mg/L	D
OU8	W-851-06	11/30/21		Selenium	<	0.025		mg/L	D
OU8	W-851-06	11/30/21		Silver	<	0.025		mg/L	D
OU8	W-851-06	11/30/21		Thallium	<	0.025		mg/L	D
OU8	W-851-06	11/30/21		Vanadium	<	0.05		mg/L	D
OU8	W-851-06	11/30/21		Zinc	<	0.1		mg/L	D
OU8	W-851-07	5/18/21		Nitrate (as NO3)	<	2.5		mg/L	D
OU8	W-851-07	5/18/21		Perchlorate	<	4		ug/L	
OU8	W-851-07	5/18/21		1,1-Dichloroethane	<	0.5		ug/L	
OU8	W-851-07	5/18/21		1,1-Dichloroethene	<	0.5		ug/L	
OU8	W-851-07	5/18/21		1,1,1-Trichloroethane	<	0.5		ug/L	
OU8	W-851-07	5/18/21		1,1,2-Trichloroethane	<	0.5		ug/L	
OU8	W-851-07	5/18/21		1,1,2,2-Tetrachloroethane	<	0.5		ug/L	
OU8	W-851-07	5/18/21		1,2-Dichlorobenzene	<	0.5		ug/L	
OU8	W-851-07	5/18/21		1,2-Dichloroethane	<	0.5		ug/L	
OU8	W-851-07	5/18/21		1,2-Dichloroethene (total)	<	1		ug/L	
OU8	W-851-07	5/18/21		1,2-Dichloropropane	<	0.5		ug/L	
OU8	W-851-07	5/18/21		1,3-Dichlorobenzene	<	0.5		ug/L	
OU8	W-851-07	5/18/21		1,4-Dichlorobenzene	<	0.5		ug/L	
OU8	W-851-07	5/18/21		2-Chloroethylvinylether	<	10		ug/L	
OU8	W-851-07	5/18/21		Bromodichloromethane	<	0.5		ug/L	
OU8	W-851-07	5/18/21		Bromoform	<	0.5		ug/L	
OU8	W-851-07	5/18/21		Bromomethane	<	1		ug/L	
OU8	W-851-07	5/18/21		Carbon tetrachloride	<	0.5		ug/L	
OU8	W-851-07	5/18/21		Chlorobenzene	<	0.5		ug/L	

Attachment 1. Table 1. Groundwater analytical data, Site 300, 2021.

OU	Location	Date	Sample Type	Parameter	LOS Indicator	Result	Error	Units	QA Flag
OU8	W-851-07	5/18/21		Chloroethane	<	0.5		ug/L	
OU8	W-851-07	5/18/21		Chloroform	<	0.5		ug/L	
OU8	W-851-07	5/18/21		Chloromethane	<	0.5		ug/L	
OU8	W-851-07	5/18/21		cis-1,2-Dichloroethene	<	0.5		ug/L	
OU8	W-851-07	5/18/21		cis-1,3-Dichloropropene	<	0.5		ug/L	
OU8	W-851-07	5/18/21		Dibromochloromethane	<	0.5		ug/L	
OU8	W-851-07	5/18/21		Dichlorodifluoromethane	<	0.5		ug/L	
OU8	W-851-07	5/18/21		Methylene chloride	<	1		ug/L	
OU8	W-851-07	5/18/21		Tetrachloroethene	<	0.5		ug/L	
OU8	W-851-07	5/18/21		trans-1,2-Dichloroethene	<	0.5		ug/L	
OU8	W-851-07	5/18/21		trans-1,3-Dichloropropene	<	0.5		ug/L	
OU8	W-851-07	5/18/21		Trichloroethene	<	0.5		ug/L	
OU8	W-851-07	5/18/21		Trichlorofluoromethane	<	0.5		ug/L	
OU8	W-851-07	5/18/21		Trichlorotrifluoroethane	<	0.5		ug/L	
OU8	W-851-07	5/18/21		Vinyl chloride	<	0.5		ug/L	
OU8	W-851-07	5/18/21		1,3-Dinitrobenzene	<	5		ug/L	
OU8	W-851-07	5/18/21		1,3,5-Trinitrobenzene	<	5		ug/L	
OU8	W-851-07	5/18/21		2-Amino-4,6-dinitrotoluene	<	5		ug/L	
OU8	W-851-07	5/18/21		2-Nitrotoluene	<	5		ug/L	
OU8	W-851-07	5/18/21		2,4-Dinitrotoluene	<	5		ug/L	
OU8	W-851-07	5/18/21		2,6-Dinitrotoluene	<	5		ug/L	
OU8	W-851-07	5/18/21		3-Nitrotoluene	<	5		ug/L	
OU8	W-851-07	5/18/21		4-Amino-2,6-dinitrotoluene	<	5		ug/L	
OU8	W-851-07	5/18/21		4-Nitrotoluene	<	5		ug/L	
OU8	W-851-07	5/18/21		HMX	<	1		ug/L	
OU8	W-851-07	5/18/21		Nitrobenzene	<	5		ug/L	
OU8	W-851-07	5/18/21		RDX	<	1		ug/L	
OU8	W-851-07	5/18/21		Tetryl	<	5		ug/L	
OU8	W-851-07	5/18/21		TNT	<	5		ug/L	
OU8	W-851-07	5/18/21		1,3-Dinitrobenzene	<	2		ug/L	
OU8	W-851-07	5/18/21		1,3,5-Trinitrobenzene	<	2		ug/L	
OU8	W-851-07	5/18/21		2-Amino-4,6-dinitrotoluene	<	2		ug/L	
OU8	W-851-07	5/18/21		2-Nitrotoluene	<	2		ug/L	
OU8	W-851-07	5/18/21		2,4-Dinitrotoluene	<	2		ug/L	
OU8	W-851-07	5/18/21		2,6-Dinitrotoluene	<	2		ug/L	
OU8	W-851-07	5/18/21		3-Nitrotoluene	<	2		ug/L	
OU8	W-851-07	5/18/21		4-Amino-2,6-dinitrotoluene	<	2		ug/L	
OU8	W-851-07	5/18/21		4-Nitrotoluene	<	2		ug/L	
OU8	W-851-07	5/18/21		HMX	<	1		ug/L	
OU8	W-851-07	5/18/21		Nitrobenzene	<	2		ug/L	
OU8	W-851-07	5/18/21		RDX	<	1		ug/L	
OU8	W-851-07	5/18/21		Tetryl	<	2		ug/L	
OU8	W-851-07	5/18/21		TNT	<	2		ug/L	
OU8	W-851-07	5/18/21		Field Oxidation Potential (Eh)		-138		mVolts	
OU8	W-851-07	5/18/21		Field pH		7.32		Units	
OU8	W-851-07	5/18/21		Field Specific Conductance		3675		umhos/cm	
OU8	W-851-07	5/18/21		Field Temperature		19.6		Degrees C	
OU8	W-851-07	5/18/21		Total Uranium (in activity)		0.1	0.0034	pCi/L	
OU8	W-851-07	5/18/21		Total Uranium (in mass)		0.07	0.00071	ug/L	
OU8	W-851-07	5/18/21		Uranium 234 (in activity)		0.078	0.0034	pCi/L	
OU8	W-851-07	5/18/21		Uranium 235 (in activity)		0.001	0.000032	pCi/L	
OU8	W-851-07	5/18/21		Uranium 235/238		0.00696	0.00021	atom/atom	
OU8	W-851-07	5/18/21		Uranium 236 (in activity)	<	0.000043		pCi/L	
OU8	W-851-07	5/18/21		Uranium 238 (in activity)		0.023	0.00023	pCi/L	
OU8	W-851-07	5/18/21		Uranium 238 (in mass)		0.069	0.00068	ug/L	
OU8	W-851-07	5/18/21		Antimony	<	0.12		mg/L	D
OU8	W-851-07	5/18/21		Arsenic	<	0.01		mg/L	D
OU8	W-851-07	5/18/21		Barium	<	0.02		mg/L	D
OU8	W-851-07	5/18/21		Beryllium	<	0.004		mg/L	D
OU8	W-851-07	5/18/21		Cadmium	<	0.01		mg/L	D
OU8	W-851-07	5/18/21		Chromium	<	0.02		mg/L	D
OU8	W-851-07	5/18/21		Cobalt	<	0.04		mg/L	D
OU8	W-851-07	5/18/21		Copper	<	0.02		mg/L	D
OU8	W-851-07	5/18/21		Lead	<	0.006		mg/L	D
OU8	W-851-07	5/18/21		Mercury	<	0.0002		mg/L	
OU8	W-851-07	5/18/21		Molybdenum	<	0.04		mg/L	D

Attachment 1. Table 1. Groundwater analytical data, Site 300, 2021.

OU	Location	Date	Sample Type	Parameter	LOS Indicator	Result	Error	Units	QA Flag
OU8	W-851-07	5/18/21		Nickel	<	0.04		mg/L	D
OU8	W-851-07	5/18/21		Selenium	<	0.01		mg/L	D
OU8	W-851-07	5/18/21		Silver	<	0.01		mg/L	D
OU8	W-851-07	5/18/21		Thallium	<	0.01		mg/L	D
OU8	W-851-07	5/18/21		Vanadium	<	0.02		mg/L	D
OU8	W-851-07	5/18/21		Zinc	<	0.04		mg/L	D
OU8	W-851-07	11/30/21		Uranium 234 and 233 (in activity)		0.143	0.0483	pCi/L	
OU8	W-851-07	11/30/21		Uranium 235 and 236 (in activity)	<	0.1	0.0146	pCi/L	
OU8	W-851-07	11/30/21		Uranium 238 (in activity)	<	0.1	0.0259	pCi/L	
OU8	W-851-07	11/30/21		Nitrate (as NO3)	<	2.5		mg/L	D
OU8	W-851-07	11/30/21		Perchlorate	<	2		ug/L	
OU8	W-851-07	11/30/21		1,1-Dichloroethane	<	0.5		ug/L	
OU8	W-851-07	11/30/21		1,1-Dichloroethene	<	0.5		ug/L	
OU8	W-851-07	11/30/21		1,1,1-Trichloroethane	<	0.5		ug/L	
OU8	W-851-07	11/30/21		1,1,2-Trichloroethane	<	0.5		ug/L	
OU8	W-851-07	11/30/21		1,1,2,2-Tetrachloroethane	<	0.5		ug/L	
OU8	W-851-07	11/30/21		1,2-Dichlorobenzene	<	0.5		ug/L	
OU8	W-851-07	11/30/21		1,2-Dichloroethane	<	0.5		ug/L	
OU8	W-851-07	11/30/21		1,2-Dichloroethene (total)	<	1		ug/L	
OU8	W-851-07	11/30/21		1,2-Dichloropropane	<	0.5		ug/L	
OU8	W-851-07	11/30/21		1,3-Dichlorobenzene	<	0.5		ug/L	
OU8	W-851-07	11/30/21		1,4-Dichlorobenzene	<	0.5		ug/L	
OU8	W-851-07	11/30/21		2-Chloroethylvinylether	<	10		ug/L	
OU8	W-851-07	11/30/21		Bromodichloromethane	<	0.5		ug/L	
OU8	W-851-07	11/30/21		Bromoform	<	0.5		ug/L	
OU8	W-851-07	11/30/21		Bromomethane	<	1		ug/L	
OU8	W-851-07	11/30/21		Carbon tetrachloride	<	0.5		ug/L	
OU8	W-851-07	11/30/21		Chlorobenzene	<	0.5		ug/L	
OU8	W-851-07	11/30/21		Chloroethane	<	0.5		ug/L	
OU8	W-851-07	11/30/21		Chloroform	<	0.5		ug/L	
OU8	W-851-07	11/30/21		Chloromethane	<	0.5		ug/L	
OU8	W-851-07	11/30/21		cis-1,2-Dichloroethene	<	0.5		ug/L	
OU8	W-851-07	11/30/21		cis-1,3-Dichloropropene	<	0.5		ug/L	
OU8	W-851-07	11/30/21		Dibromochloromethane	<	0.5		ug/L	
OU8	W-851-07	11/30/21		Dichlorodifluoromethane	<	0.5		ug/L	
OU8	W-851-07	11/30/21		Methylene chloride	<	1		ug/L	
OU8	W-851-07	11/30/21		Tetrachloroethene	<	0.5		ug/L	
OU8	W-851-07	11/30/21		trans-1,2-Dichloroethene	<	0.5		ug/L	
OU8	W-851-07	11/30/21		trans-1,3-Dichloropropene	<	0.5		ug/L	
OU8	W-851-07	11/30/21		Trichloroethene	<	0.5		ug/L	
OU8	W-851-07	11/30/21		Trichlorofluoromethane	<	0.5		ug/L	
OU8	W-851-07	11/30/21		Trichlorotrifluoroethane	<	0.5		ug/L	
OU8	W-851-07	11/30/21		Vinyl chloride	<	0.5		ug/L	
OU8	W-851-07	11/30/21		1,3-Dinitrobenzene	<	5		ug/L	
OU8	W-851-07	11/30/21		1,3,5-Trinitrobenzene	<	5		ug/L	
OU8	W-851-07	11/30/21		2-Amino-4,6-dinitrotoluene	<	5		ug/L	
OU8	W-851-07	11/30/21		2-Nitrotoluene	<	5		ug/L	
OU8	W-851-07	11/30/21		2,4-Dinitrotoluene	<	5		ug/L	
OU8	W-851-07	11/30/21		2,6-Dinitrotoluene	<	5		ug/L	
OU8	W-851-07	11/30/21		3-Nitrotoluene	<	5		ug/L	
OU8	W-851-07	11/30/21		4-Amino-2,6-dinitrotoluene	<	5		ug/L	
OU8	W-851-07	11/30/21		4-Nitrotoluene	<	5		ug/L	
OU8	W-851-07	11/30/21		HMX	<	1		ug/L	
OU8	W-851-07	11/30/21		Nitrobenzene	<	5		ug/L	
OU8	W-851-07	11/30/21		RDX	<	1		ug/L	
OU8	W-851-07	11/30/21		Tetryl	<	5		ug/L	
OU8	W-851-07	11/30/21		TNT	<	5		ug/L	
OU8	W-851-07	11/30/21		Field Oxidation Potential (Eh)		-84		mVolts	
OU8	W-851-07	11/30/21		Field pH		7.25		Units	
OU8	W-851-07	11/30/21		Field Specific Conductance		3763		umhos/cm	
OU8	W-851-07	11/30/21		Field Temperature		16.7		Degrees C	
OU8	W-851-07	11/30/21		Antimony	<	0.3		mg/L	D
OU8	W-851-07	11/30/21		Arsenic	<	0.025		mg/L	D
OU8	W-851-07	11/30/21		Barium	<	0.05		mg/L	D
OU8	W-851-07	11/30/21		Beryllium	<	0.01		mg/L	D
OU8	W-851-07	11/30/21		Cadmium	<	0.025		mg/L	D

Attachment 1. Table 1. Groundwater analytical data, Site 300, 2021.

OU	Location	Date	Sample Type	Parameter	LOS Indicator	Result	Error	Units	QA Flag
OU8	W-851-07	11/30/21		Chromium	<	0.05		mg/L	D
OU8	W-851-07	11/30/21		Cobalt	<	0.1		mg/L	D
OU8	W-851-07	11/30/21		Copper	<	0.05		mg/L	D
OU8	W-851-07	11/30/21		Lead	<	0.015		mg/L	D
OU8	W-851-07	11/30/21		Mercury	<	0.0002		mg/L	
OU8	W-851-07	11/30/21		Molybdenum	<	0.1		mg/L	D
OU8	W-851-07	11/30/21		Nickel	<	0.1		mg/L	D
OU8	W-851-07	11/30/21		Selenium	<	0.025		mg/L	D
OU8	W-851-07	11/30/21		Silver	<	0.025		mg/L	D
OU8	W-851-07	11/30/21		Thallium	<	0.025		mg/L	D
OU8	W-851-07	11/30/21		Vanadium	<	0.05		mg/L	D
OU8	W-851-07	11/30/21		Zinc	<	0.1		mg/L	D
OU8	W-851-08	5/18/21		Nitrate (as NO3)	<	2.5		mg/L	D
OU8	W-851-08	5/18/21		Perchlorate	<	4		ug/L	
OU8	W-851-08	5/18/21		1,1-Dichloroethane	<	0.5		ug/L	
OU8	W-851-08	5/18/21		1,1-Dichloroethene	<	0.5		ug/L	
OU8	W-851-08	5/18/21		1,1,1-Trichloroethane	<	0.5		ug/L	
OU8	W-851-08	5/18/21		1,1,2-Trichloroethane	<	0.5		ug/L	
OU8	W-851-08	5/18/21		1,1,2,2-Tetrachloroethane	<	0.5		ug/L	
OU8	W-851-08	5/18/21		1,2-Dichlorobenzene	<	0.5		ug/L	
OU8	W-851-08	5/18/21		1,2-Dichloroethane	<	0.5		ug/L	
OU8	W-851-08	5/18/21		1,2-Dichloroethene (total)	<	1		ug/L	
OU8	W-851-08	5/18/21		1,2-Dichloropropane	<	0.5		ug/L	
OU8	W-851-08	5/18/21		1,3-Dichlorobenzene	<	0.5		ug/L	
OU8	W-851-08	5/18/21		1,4-Dichlorobenzene	<	0.5		ug/L	
OU8	W-851-08	5/18/21		2-Chloroethylvinylether	<	10		ug/L	
OU8	W-851-08	5/18/21		Bromodichloromethane	<	0.5		ug/L	
OU8	W-851-08	5/18/21		Bromoform	<	0.5		ug/L	
OU8	W-851-08	5/18/21		Bromomethane	<	1		ug/L	
OU8	W-851-08	5/18/21		Carbon tetrachloride	<	0.5		ug/L	
OU8	W-851-08	5/18/21		Chlorobenzene	<	0.5		ug/L	
OU8	W-851-08	5/18/21		Chloroethane	<	0.5		ug/L	
OU8	W-851-08	5/18/21		Chloroform	<	0.5		ug/L	
OU8	W-851-08	5/18/21		Chloromethane	<	0.5		ug/L	
OU8	W-851-08	5/18/21		cis-1,2-Dichloroethene	<	0.5		ug/L	
OU8	W-851-08	5/18/21		cis-1,3-Dichloropropene	<	0.5		ug/L	
OU8	W-851-08	5/18/21		Dibromochloromethane	<	0.5		ug/L	
OU8	W-851-08	5/18/21		Dichlorodifluoromethane	<	0.5		ug/L	
OU8	W-851-08	5/18/21		Methylene chloride	<	1		ug/L	
OU8	W-851-08	5/18/21		Tetrachloroethene	<	0.5		ug/L	
OU8	W-851-08	5/18/21		trans-1,2-Dichloroethene	<	0.5		ug/L	
OU8	W-851-08	5/18/21		trans-1,3-Dichloropropene	<	0.5		ug/L	
OU8	W-851-08	5/18/21		Trichloroethene	<	0.5		ug/L	
OU8	W-851-08	5/18/21		Trichlorofluoromethane	<	0.5		ug/L	
OU8	W-851-08	5/18/21		Trichlorotrifluoroethane	<	0.5		ug/L	
OU8	W-851-08	5/18/21		Vinyl chloride	<	0.5		ug/L	
OU8	W-851-08	5/18/21		1,3-Dinitrobenzene	<	5		ug/L	
OU8	W-851-08	5/18/21		1,3,5-Trinitrobenzene	<	5		ug/L	
OU8	W-851-08	5/18/21		2-Amino-4,6-dinitrotoluene	<	5		ug/L	
OU8	W-851-08	5/18/21		2-Nitrotoluene	<	5		ug/L	
OU8	W-851-08	5/18/21		2,4-Dinitrotoluene	<	5		ug/L	
OU8	W-851-08	5/18/21		2,6-Dinitrotoluene	<	5		ug/L	
OU8	W-851-08	5/18/21		3-Nitrotoluene	<	5		ug/L	
OU8	W-851-08	5/18/21		4-Amino-2,6-dinitrotoluene	<	5		ug/L	
OU8	W-851-08	5/18/21		4-Nitrotoluene	<	5		ug/L	
OU8	W-851-08	5/18/21		HMX	<	1		ug/L	
OU8	W-851-08	5/18/21		Nitrobenzene	<	5		ug/L	
OU8	W-851-08	5/18/21		RDX	<	1		ug/L	
OU8	W-851-08	5/18/21		Tetryl	<	5		ug/L	
OU8	W-851-08	5/18/21		TNT	<	5		ug/L	
OU8	W-851-08	5/18/21		1,3-Dinitrobenzene	<	2		ug/L	
OU8	W-851-08	5/18/21		1,3,5-Trinitrobenzene	<	2		ug/L	
OU8	W-851-08	5/18/21		2-Amino-4,6-dinitrotoluene	<	2		ug/L	
OU8	W-851-08	5/18/21		2-Nitrotoluene	<	2		ug/L	
OU8	W-851-08	5/18/21		2,4-Dinitrotoluene	<	2		ug/L	
OU8	W-851-08	5/18/21		2,6-Dinitrotoluene	<	2		ug/L	

Attachment 1. Table 1. Groundwater analytical data, Site 300, 2021.

OU	Location	Date	Sample Type	Parameter	LOS Indicator	Result	Error	Units	QA Flag
OU8	W-851-08	5/18/21		3-Nitrotoluene	<	2		ug/L	
OU8	W-851-08	5/18/21		4-Amino-2,6-dinitrotoluene	<	2		ug/L	
OU8	W-851-08	5/18/21		4-Nitrotoluene	<	2		ug/L	
OU8	W-851-08	5/18/21		HMX	<	1		ug/L	
OU8	W-851-08	5/18/21		Nitrobenzene	<	2		ug/L	
OU8	W-851-08	5/18/21		RDX	<	1		ug/L	
OU8	W-851-08	5/18/21		Tetryl	<	2		ug/L	
OU8	W-851-08	5/18/21		TNT	<	2		ug/L	
OU8	W-851-08	5/18/21		Field Oxidation Potential (Eh)		5		mVolts	
OU8	W-851-08	5/18/21		Field pH		7.2		Units	
OU8	W-851-08	5/18/21		Field Specific Conductance		2814		umhos/cm	
OU8	W-851-08	5/18/21		Field Temperature		18.5		Degrees C	
OU8	W-851-08	5/18/21		Total Uranium (in activity)		0.9	0.019	pCi/L	
OU8	W-851-08	5/18/21		Total Uranium (in mass)		1	0.0067	ug/L	
OU8	W-851-08	5/18/21		Uranium 234 (in activity)		0.53	0.019	pCi/L	
OU8	W-851-08	5/18/21		Uranium 235 (in activity)		0.016	0.0002	pCi/L	
OU8	W-851-08	5/18/21		Uranium 235/238		0.007218	0.000078	atom/atom	
OU8	W-851-08	5/18/21		Uranium 236 (in activity)	<	0.00011		pCi/L	
OU8	W-851-08	5/18/21		Uranium 238 (in activity)		0.35	0.0022	pCi/L	
OU8	W-851-08	5/18/21		Uranium 238 (in mass)		1	0.0067	ug/L	
OU8	W-851-08	5/18/21		Antimony	<	0.06		mg/L	
OU8	W-851-08	5/18/21		Arsenic	<	0.005		mg/L	
OU8	W-851-08	5/18/21		Barium		0.016		mg/L	
OU8	W-851-08	5/18/21		Beryllium	<	0.002		mg/L	
OU8	W-851-08	5/18/21		Cadmium	<	0.005		mg/L	
OU8	W-851-08	5/18/21		Chromium	<	0.01		mg/L	
OU8	W-851-08	5/18/21		Cobalt	<	0.02		mg/L	
OU8	W-851-08	5/18/21		Copper	<	0.01		mg/L	
OU8	W-851-08	5/18/21		Lead	<	0.003		mg/L	
OU8	W-851-08	5/18/21		Mercury	<	0.0002		mg/L	
OU8	W-851-08	5/18/21		Molybdenum	<	0.02		mg/L	
OU8	W-851-08	5/18/21		Nickel	<	0.02		mg/L	
OU8	W-851-08	5/18/21		Selenium	<	0.005		mg/L	
OU8	W-851-08	5/18/21		Silver	<	0.005		mg/L	
OU8	W-851-08	5/18/21		Thallium	<	0.005		mg/L	
OU8	W-851-08	5/18/21		Vanadium	<	0.01		mg/L	
OU8	W-851-08	5/18/21		Zinc	<	0.02		mg/L	
OU8	W-851-08	10/27/21		Uranium 234 and 233 (in activity)		0.569	0.0927	pCi/L	
OU8	W-851-08	10/27/21		Uranium 235 and 236 (in activity)	<	0.1	0.0219	pCi/L	
OU8	W-851-08	10/27/21		Uranium 238 (in activity)		0.51	0.0855	pCi/L	
OU8	W-851-08	10/27/21		Nitrate (as NO3)		1.1		mg/L	D
OU8	W-851-08	10/27/21		Perchlorate	<	2		ug/L	
OU8	W-851-08	10/27/21		1,1-Dichloroethane	<	0.5		ug/L	
OU8	W-851-08	10/27/21		1,1-Dichloroethene	<	0.5		ug/L	
OU8	W-851-08	10/27/21		1,1,1-Trichloroethane	<	0.5		ug/L	
OU8	W-851-08	10/27/21		1,1,2-Trichloroethane	<	0.5		ug/L	
OU8	W-851-08	10/27/21		1,1,2,2-Tetrachloroethane	<	0.5		ug/L	
OU8	W-851-08	10/27/21		1,2-Dichlorobenzene	<	0.5		ug/L	
OU8	W-851-08	10/27/21		1,2-Dichloroethane	<	0.5		ug/L	
OU8	W-851-08	10/27/21		1,2-Dichloroethene (total)	<	1		ug/L	
OU8	W-851-08	10/27/21		1,2-Dichloropropane	<	0.5		ug/L	
OU8	W-851-08	10/27/21		1,3-Dichlorobenzene	<	0.5		ug/L	
OU8	W-851-08	10/27/21		1,4-Dichlorobenzene	<	0.5		ug/L	
OU8	W-851-08	10/27/21		2-Chloroethylvinylether	<	10		ug/L	
OU8	W-851-08	10/27/21		Bromodichloromethane	<	0.5		ug/L	
OU8	W-851-08	10/27/21		Bromoform	<	0.5		ug/L	
OU8	W-851-08	10/27/21		Bromomethane	<	1		ug/L	
OU8	W-851-08	10/27/21		Carbon tetrachloride	<	0.5		ug/L	
OU8	W-851-08	10/27/21		Chlorobenzene	<	0.5		ug/L	
OU8	W-851-08	10/27/21		Chloroethane	<	0.5		ug/L	
OU8	W-851-08	10/27/21		Chloroform	<	0.5		ug/L	
OU8	W-851-08	10/27/21		Chloromethane	<	0.5		ug/L	
OU8	W-851-08	10/27/21		cis-1,2-Dichloroethene	<	0.5		ug/L	
OU8	W-851-08	10/27/21		cis-1,3-Dichloropropene	<	0.5		ug/L	
OU8	W-851-08	10/27/21		Dibromochloromethane	<	0.5		ug/L	
OU8	W-851-08	10/27/21		Dichlorodifluoromethane	<	0.5		ug/L	

Attachment 1. Table 1. Groundwater analytical data, Site 300, 2021.

OU	Location	Date	Sample Type	Parameter	LOS Indicator	Result	Error	Units	QA Flag
OU8	W-851-08	10/27/21		Methylene chloride	<	1		ug/L	
OU8	W-851-08	10/27/21		Tetrachloroethene	<	0.5		ug/L	
OU8	W-851-08	10/27/21		trans-1,2-Dichloroethene	<	0.5		ug/L	
OU8	W-851-08	10/27/21		trans-1,3-Dichloropropene	<	0.5		ug/L	
OU8	W-851-08	10/27/21		Trichloroethene	<	0.5		ug/L	
OU8	W-851-08	10/27/21		Trichlorofluoromethane	<	0.5		ug/L	
OU8	W-851-08	10/27/21		Trichlorotrifluoroethane	<	0.5		ug/L	
OU8	W-851-08	10/27/21		Vinyl chloride	<	0.5		ug/L	
OU8	W-851-08	10/27/21		1,3-Dinitrobenzene	<	5		ug/L	
OU8	W-851-08	10/27/21		1,3,5-Trinitrobenzene	<	5		ug/L	
OU8	W-851-08	10/27/21		2-Amino-4,6-dinitrotoluene	<	5		ug/L	
OU8	W-851-08	10/27/21		2-Nitrotoluene	<	5		ug/L	
OU8	W-851-08	10/27/21		2,4-Dinitrotoluene	<	5		ug/L	
OU8	W-851-08	10/27/21		2,6-Dinitrotoluene	<	5		ug/L	
OU8	W-851-08	10/27/21		3-Nitrotoluene	<	5		ug/L	
OU8	W-851-08	10/27/21		4-Amino-2,6-dinitrotoluene	<	5		ug/L	
OU8	W-851-08	10/27/21		4-Nitrotoluene	<	5		ug/L	
OU8	W-851-08	10/27/21		HMX	<	1		ug/L	
OU8	W-851-08	10/27/21		Nitrobenzene	<	5		ug/L	
OU8	W-851-08	10/27/21		RDX	<	1		ug/L	
OU8	W-851-08	10/27/21		Tetryl	<	5		ug/L	
OU8	W-851-08	10/27/21		TNT	<	5		ug/L	
OU8	W-851-08	10/27/21		Field Oxidation Potential (Eh)		128		mVolts	
OU8	W-851-08	10/27/21		Field pH		7.08		Units	
OU8	W-851-08	10/27/21		Field Specific Conductance		2880		umhos/cm	
OU8	W-851-08	10/27/21		Field Temperature		18.8		Degrees C	
OU8	W-851-08	10/27/21		Antimony	<	0.06		mg/L	
OU8	W-851-08	10/27/21		Arsenic	<	0.005		mg/L	
OU8	W-851-08	10/27/21		Barium		0.016		mg/L	
OU8	W-851-08	10/27/21		Beryllium	<	0.002		mg/L	
OU8	W-851-08	10/27/21		Cadmium	<	0.005		mg/L	
OU8	W-851-08	10/27/21		Chromium	<	0.01		mg/L	
OU8	W-851-08	10/27/21		Cobalt	<	0.02		mg/L	
OU8	W-851-08	10/27/21		Copper	<	0.01		mg/L	
OU8	W-851-08	10/27/21		Lead	<	0.003		mg/L	
OU8	W-851-08	10/27/21		Mercury	<	0.0002		mg/L	
OU8	W-851-08	10/27/21		Molybdenum	<	0.02		mg/L	
OU8	W-851-08	10/27/21		Nickel	<	0.02		mg/L	
OU8	W-851-08	10/27/21		Selenium	<	0.005		mg/L	
OU8	W-851-08	10/27/21		Silver	<	0.005		mg/L	
OU8	W-851-08	10/27/21		Thallium	<	0.005		mg/L	
OU8	W-851-08	10/27/21		Vanadium	<	0.01		mg/L	
OU8	W-851-08	10/27/21		Zinc	<	0.02		mg/L	
OU8	W-851-3207	6/7/21		Nitrate (as NO3)	<	2.5		mg/L	D
OU8	W-851-3207	6/7/21		Perchlorate	<	4		ug/L	H
OU8	W-851-3207	6/7/21		1,1-Dichloroethane	<	0.5		ug/L	
OU8	W-851-3207	6/7/21		1,1-Dichloroethene	<	0.5		ug/L	
OU8	W-851-3207	6/7/21		1,1,1-Trichloroethane	<	0.5		ug/L	
OU8	W-851-3207	6/7/21		1,1,2-Trichloroethane	<	0.5		ug/L	
OU8	W-851-3207	6/7/21		1,1,2,2-Tetrachloroethane	<	0.5		ug/L	
OU8	W-851-3207	6/7/21		1,2-Dichlorobenzene	<	0.5		ug/L	
OU8	W-851-3207	6/7/21		1,2-Dichloroethane	<	0.5		ug/L	
OU8	W-851-3207	6/7/21		1,2-Dichloroethene (total)	<	1		ug/L	
OU8	W-851-3207	6/7/21		1,2-Dichloropropane	<	0.5		ug/L	
OU8	W-851-3207	6/7/21		1,3-Dichlorobenzene	<	0.5		ug/L	
OU8	W-851-3207	6/7/21		1,4-Dichlorobenzene	<	0.5		ug/L	
OU8	W-851-3207	6/7/21		2-Chloroethylvinylether	<	10		ug/L	
OU8	W-851-3207	6/7/21		Bromodichloromethane	<	0.5		ug/L	
OU8	W-851-3207	6/7/21		Bromoform	<	0.5		ug/L	
OU8	W-851-3207	6/7/21		Bromomethane	<	1		ug/L	
OU8	W-851-3207	6/7/21		Carbon tetrachloride	<	0.5		ug/L	
OU8	W-851-3207	6/7/21		Chlorobenzene	<	0.5		ug/L	
OU8	W-851-3207	6/7/21		Chloroethane	<	0.5		ug/L	
OU8	W-851-3207	6/7/21		Chloroform	<	0.5		ug/L	
OU8	W-851-3207	6/7/21		Chloromethane	<	0.5		ug/L	
OU8	W-851-3207	6/7/21		cis-1,2-Dichloroethene	<	0.5		ug/L	

Attachment 1. Table 1. Groundwater analytical data, Site 300, 2021.

OU	Location	Date	Sample Type	Parameter	LOS Indicator	Result	Error	Units	QA Flag
OU8	W-851-3207	6/7/21		cis-1,3-Dichloropropene	<	0.5		ug/L	
OU8	W-851-3207	6/7/21		Dibromochloromethane	<	0.5		ug/L	
OU8	W-851-3207	6/7/21		Dichlorodifluoromethane	<	0.5		ug/L	
OU8	W-851-3207	6/7/21		Methylene chloride	<	1		ug/L	
OU8	W-851-3207	6/7/21		Tetrachloroethene	<	0.5		ug/L	
OU8	W-851-3207	6/7/21		trans-1,2-Dichloroethene	<	0.5		ug/L	
OU8	W-851-3207	6/7/21		trans-1,3-Dichloropropene	<	0.5		ug/L	
OU8	W-851-3207	6/7/21		Trichloroethene	<	0.5		ug/L	
OU8	W-851-3207	6/7/21		Trichlorofluoromethane	<	0.5		ug/L	
OU8	W-851-3207	6/7/21		Trichlorotrifluoroethane	<	0.5		ug/L	
OU8	W-851-3207	6/7/21		Vinyl chloride	<	0.5		ug/L	
OU8	W-851-3207	6/7/21		1,3-Dinitrobenzene	<	5		ug/L	
OU8	W-851-3207	6/7/21		1,3,5-Trinitrobenzene	<	5		ug/L	
OU8	W-851-3207	6/7/21		2-Amino-4,6-dinitrotoluene	<	5		ug/L	
OU8	W-851-3207	6/7/21		2-Nitrotoluene	<	5		ug/L	
OU8	W-851-3207	6/7/21		2,4-Dinitrotoluene	<	5		ug/L	
OU8	W-851-3207	6/7/21		2,6-Dinitrotoluene	<	5		ug/L	
OU8	W-851-3207	6/7/21		3-Nitrotoluene	<	5		ug/L	
OU8	W-851-3207	6/7/21		4-Amino-2,6-dinitrotoluene	<	5		ug/L	
OU8	W-851-3207	6/7/21		4-Nitrotoluene	<	5		ug/L	
OU8	W-851-3207	6/7/21		HMX	<	1		ug/L	
OU8	W-851-3207	6/7/21		Nitrobenzene	<	5		ug/L	
OU8	W-851-3207	6/7/21		RDX	<	1		ug/L	
OU8	W-851-3207	6/7/21		Tetryl	<	5		ug/L	
OU8	W-851-3207	6/7/21		TNT	<	5		ug/L	
OU8	W-851-3207	6/7/21		1,3-Dinitrobenzene	<	2		ug/L	
OU8	W-851-3207	6/7/21		1,3,5-Trinitrobenzene	<	2		ug/L	
OU8	W-851-3207	6/7/21		2-Amino-4,6-dinitrotoluene	<	2		ug/L	
OU8	W-851-3207	6/7/21		2-Nitrotoluene	<	2		ug/L	
OU8	W-851-3207	6/7/21		2,4-Dinitrotoluene	<	2		ug/L	
OU8	W-851-3207	6/7/21		2,6-Dinitrotoluene	<	2		ug/L	
OU8	W-851-3207	6/7/21		3-Nitrotoluene	<	2		ug/L	
OU8	W-851-3207	6/7/21		4-Amino-2,6-dinitrotoluene	<	2		ug/L	
OU8	W-851-3207	6/7/21		4-Nitrotoluene	<	2		ug/L	
OU8	W-851-3207	6/7/21		HMX	<	1		ug/L	
OU8	W-851-3207	6/7/21		Nitrobenzene	<	2		ug/L	
OU8	W-851-3207	6/7/21		RDX	<	1		ug/L	
OU8	W-851-3207	6/7/21		Tetryl	<	2		ug/L	
OU8	W-851-3207	6/7/21		TNT	<	2		ug/L	
OU8	W-851-3207	6/7/21		Field Oxidation Potential (Eh)		1		mVolts	
OU8	W-851-3207	6/7/21		Field pH		7.03		Units	
OU8	W-851-3207	6/7/21		Field Specific Conductance		3875		umhos/cm	
OU8	W-851-3207	6/7/21		Field Temperature		20.1		Degrees C	
OU8	W-851-3207	6/7/21		Total Uranium (in activity)		1.9	0.041	pCi/L	
OU8	W-851-3207	6/7/21		Total Uranium (in mass)		1.1	0.0052	ug/L	
OU8	W-851-3207	6/7/21		Uranium 234 (in activity)		1.5	0.041	pCi/L	
OU8	W-851-3207	6/7/21		Uranium 234/238		0.0002064	0.0000057	atom/atom	
OU8	W-851-3207	6/7/21		Uranium 235 (in activity)		0.018	0.00016	pCi/L	
OU8	W-851-3207	6/7/21		Uranium 235/238		0.007311	0.000056	atom/atom	
OU8	W-851-3207	6/7/21		Uranium 236 (in activity)	<	0.000081		pCi/L	
OU8	W-851-3207	6/7/21		Uranium 236/238	<	0.0000011		atom/atom	
OU8	W-851-3207	6/7/21		Uranium 238 (in activity)		0.38	0.0018	pCi/L	
OU8	W-851-3207	6/7/21		Uranium 238 (in mass)		1.1	0.0052	ug/L	
OU8	W-851-3207	6/7/21		Antimony	<	0.06		mg/L	
OU8	W-851-3207	6/7/21		Arsenic	<	0.005		mg/L	
OU8	W-851-3207	6/7/21		Barium	<	0.01		mg/L	
OU8	W-851-3207	6/7/21		Beryllium	<	0.002		mg/L	
OU8	W-851-3207	6/7/21		Cadmium	<	0.005		mg/L	
OU8	W-851-3207	6/7/21		Chromium	<	0.05		mg/L	D
OU8	W-851-3207	6/7/21		Cobalt	<	0.02		mg/L	
OU8	W-851-3207	6/7/21		Copper	<	0.01		mg/L	
OU8	W-851-3207	6/7/21		Lead	<	0.003		mg/L	
OU8	W-851-3207	6/7/21		Mercury	<	0.0002		mg/L	
OU8	W-851-3207	6/7/21		Molybdenum	<	0.02		mg/L	
OU8	W-851-3207	6/7/21		Nickel	<	0.1		mg/L	D
OU8	W-851-3207	6/7/21		Selenium	<	0.005		mg/L	

Attachment 1. Table 1. Groundwater analytical data, Site 300, 2021.

OU	Location	Date	Sample Type	Parameter	LOS Indicator	Result	Error	Units	QA Flag
OU8	W-851-3207	6/7/21		Silver	<	0.005		mg/L	
OU8	W-851-3207	6/7/21		Thallium	<	0.005		mg/L	
OU8	W-851-3207	6/7/21		Vanadium	<	0.01		mg/L	
OU8	W-851-3207	6/7/21		Zinc	<	0.02		mg/L	
OU8	W-851-3207	11/23/21		Uranium 234 and 233 (in activity)		1.65	0.213	pCi/L	
OU8	W-851-3207	11/23/21		Uranium 235 and 236 (in activity)	<	0.1	0.0291	pCi/L	O
OU8	W-851-3207	11/23/21		Uranium 238 (in activity)		0.482	0.0922	pCi/L	
OU8	W-851-3207	11/23/21		Nitrate (as NO3)	<	2.5		mg/L	D
OU8	W-851-3207	11/23/21		Perchlorate	<	2		ug/L	
OU8	W-851-3207	11/23/21		1,1-Dichloroethane	<	0.5		ug/L	
OU8	W-851-3207	11/23/21		1,1-Dichloroethene	<	0.5		ug/L	
OU8	W-851-3207	11/23/21		1,1,1-Trichloroethane	<	0.5		ug/L	
OU8	W-851-3207	11/23/21		1,1,2-Trichloroethane	<	0.5		ug/L	
OU8	W-851-3207	11/23/21		1,1,2,2-Tetrachloroethane	<	0.5		ug/L	
OU8	W-851-3207	11/23/21		1,2-Dichlorobenzene	<	0.5		ug/L	
OU8	W-851-3207	11/23/21		1,2-Dichloroethane	<	0.5		ug/L	
OU8	W-851-3207	11/23/21		1,2-Dichloroethene (total)	<	1		ug/L	
OU8	W-851-3207	11/23/21		1,2-Dichloropropane	<	0.5		ug/L	
OU8	W-851-3207	11/23/21		1,3-Dichlorobenzene	<	0.5		ug/L	
OU8	W-851-3207	11/23/21		1,4-Dichlorobenzene	<	0.5		ug/L	
OU8	W-851-3207	11/23/21		2-Chloroethylvinylether	<	10		ug/L	
OU8	W-851-3207	11/23/21		Bromodichloromethane	<	0.5		ug/L	
OU8	W-851-3207	11/23/21		Bromoform	<	0.5		ug/L	
OU8	W-851-3207	11/23/21		Bromomethane	<	1		ug/L	
OU8	W-851-3207	11/23/21		Carbon tetrachloride	<	0.5		ug/L	
OU8	W-851-3207	11/23/21		Chlorobenzene	<	0.5		ug/L	
OU8	W-851-3207	11/23/21		Chloroethane	<	0.5		ug/L	
OU8	W-851-3207	11/23/21		Chloroform	<	0.5		ug/L	
OU8	W-851-3207	11/23/21		Chloromethane	<	0.5		ug/L	
OU8	W-851-3207	11/23/21		cis-1,2-Dichloroethene	<	0.5		ug/L	
OU8	W-851-3207	11/23/21		cis-1,3-Dichloropropene	<	0.5		ug/L	
OU8	W-851-3207	11/23/21		Dibromochloromethane	<	0.5		ug/L	
OU8	W-851-3207	11/23/21		Dichlorodifluoromethane	<	0.5		ug/L	
OU8	W-851-3207	11/23/21		Methylene chloride	<	1		ug/L	
OU8	W-851-3207	11/23/21		Tetrachloroethene	<	0.5		ug/L	
OU8	W-851-3207	11/23/21		trans-1,2-Dichloroethene	<	0.5		ug/L	
OU8	W-851-3207	11/23/21		trans-1,3-Dichloropropene	<	0.5		ug/L	
OU8	W-851-3207	11/23/21		Trichloroethene	<	0.5		ug/L	
OU8	W-851-3207	11/23/21		Trichlorofluoromethane	<	0.5		ug/L	
OU8	W-851-3207	11/23/21		Trichlorotrifluoroethane	<	0.5		ug/L	
OU8	W-851-3207	11/23/21		Vinyl chloride	<	0.5		ug/L	
OU8	W-851-3207	11/23/21		1,3-Dinitrobenzene	<	5		ug/L	
OU8	W-851-3207	11/23/21		1,3,5-Trinitrobenzene	<	5		ug/L	
OU8	W-851-3207	11/23/21		2-Amino-4,6-dinitrotoluene	<	5		ug/L	
OU8	W-851-3207	11/23/21		2-Nitrotoluene	<	5		ug/L	
OU8	W-851-3207	11/23/21		2,4-Dinitrotoluene	<	5		ug/L	
OU8	W-851-3207	11/23/21		2,6-Dinitrotoluene	<	5		ug/L	
OU8	W-851-3207	11/23/21		3-Nitrotoluene	<	5		ug/L	
OU8	W-851-3207	11/23/21		4-Amino-2,6-dinitrotoluene	<	5		ug/L	
OU8	W-851-3207	11/23/21		4-Nitrotoluene	<	5		ug/L	
OU8	W-851-3207	11/23/21		HMX	<	1		ug/L	
OU8	W-851-3207	11/23/21		Nitrobenzene	<	5		ug/L	
OU8	W-851-3207	11/23/21		RDX	<	1		ug/L	
OU8	W-851-3207	11/23/21		Tetryl	<	5		ug/L	
OU8	W-851-3207	11/23/21		TNT	<	5		ug/L	
OU8	W-851-3207	11/23/21		Antimony	<	0.3		mg/L	D
OU8	W-851-3207	11/23/21		Arsenic	<	0.025		mg/L	D
OU8	W-851-3207	11/23/21		Barium	<	0.05		mg/L	D
OU8	W-851-3207	11/23/21		Beryllium	<	0.01		mg/L	D
OU8	W-851-3207	11/23/21		Cadmium	<	0.025		mg/L	D
OU8	W-851-3207	11/23/21		Chromium	<	0.05		mg/L	D
OU8	W-851-3207	11/23/21		Cobalt	<	0.1		mg/L	D
OU8	W-851-3207	11/23/21		Copper	<	0.05		mg/L	D
OU8	W-851-3207	11/23/21		Lead	<	0.015		mg/L	D
OU8	W-851-3207	11/23/21		Mercury	<	0.0002		mg/L	
OU8	W-851-3207	11/23/21		Molybdenum	<	0.1		mg/L	D

Attachment 1. Table 1. Groundwater analytical data, Site 300, 2021.

OU	Location	Date	Sample Type	Parameter	LOS Indicator	Result	Error	Units	QA Flag
OU8	W-851-3207	11/23/21		Nickel	<	0.1		mg/L	D
OU8	W-851-3207	11/23/21		Selenium	<	0.025		mg/L	D
OU8	W-851-3207	11/23/21		Silver	<	0.025		mg/L	D
OU8	W-851-3207	11/23/21		Thallium	<	0.025		mg/L	D
OU8	W-851-3207	11/23/21		Vanadium	<	0.05		mg/L	D
OU8	W-851-3207	11/23/21		Zinc	<	0.1		mg/L	D
OU8	W-851-3208	6/7/21		Nitrate (as NO3)	<	1		mg/L	D
OU8	W-851-3208	6/7/21		Perchlorate	<	4		ug/L	H
OU8	W-851-3208	6/7/21		1,1-Dichloroethane	<	0.5		ug/L	
OU8	W-851-3208	6/7/21		1,1-Dichloroethene	<	0.5		ug/L	
OU8	W-851-3208	6/7/21		1,1,1-Trichloroethane	<	0.5		ug/L	
OU8	W-851-3208	6/7/21		1,1,2-Trichloroethane	<	0.5		ug/L	
OU8	W-851-3208	6/7/21		1,1,2,2-Tetrachloroethane	<	0.5		ug/L	
OU8	W-851-3208	6/7/21		1,2-Dichlorobenzene	<	0.5		ug/L	
OU8	W-851-3208	6/7/21		1,2-Dichloroethane	<	0.5		ug/L	
OU8	W-851-3208	6/7/21		1,2-Dichloroethene (total)	<	1		ug/L	
OU8	W-851-3208	6/7/21		1,2-Dichloropropane	<	0.5		ug/L	
OU8	W-851-3208	6/7/21		1,3-Dichlorobenzene	<	0.5		ug/L	
OU8	W-851-3208	6/7/21		1,4-Dichlorobenzene	<	0.5		ug/L	
OU8	W-851-3208	6/7/21		2-Chloroethylvinylether	<	10		ug/L	
OU8	W-851-3208	6/7/21		Bromodichloromethane	<	0.5		ug/L	
OU8	W-851-3208	6/7/21		Bromoform	<	0.5		ug/L	
OU8	W-851-3208	6/7/21		Bromomethane	<	1		ug/L	
OU8	W-851-3208	6/7/21		Carbon tetrachloride	<	0.5		ug/L	
OU8	W-851-3208	6/7/21		Chlorobenzene	<	0.5		ug/L	
OU8	W-851-3208	6/7/21		Chloroethane	<	0.5		ug/L	
OU8	W-851-3208	6/7/21		Chloroform	<	0.5		ug/L	
OU8	W-851-3208	6/7/21		Chloromethane	<	0.5		ug/L	
OU8	W-851-3208	6/7/21		cis-1,2-Dichloroethene	<	0.5		ug/L	
OU8	W-851-3208	6/7/21		cis-1,3-Dichloropropene	<	0.5		ug/L	
OU8	W-851-3208	6/7/21		Dibromochloromethane	<	0.5		ug/L	
OU8	W-851-3208	6/7/21		Dichlorodifluoromethane	<	0.5		ug/L	
OU8	W-851-3208	6/7/21		Methylene chloride	<	1		ug/L	
OU8	W-851-3208	6/7/21		Tetrachloroethene	<	0.5		ug/L	
OU8	W-851-3208	6/7/21		trans-1,2-Dichloroethene	<	0.5		ug/L	
OU8	W-851-3208	6/7/21		trans-1,3-Dichloropropene	<	0.5		ug/L	
OU8	W-851-3208	6/7/21		Trichloroethene	<	0.5		ug/L	
OU8	W-851-3208	6/7/21		Trichlorofluoromethane	<	0.5		ug/L	
OU8	W-851-3208	6/7/21		Trichlorotrifluoroethane	<	0.5		ug/L	
OU8	W-851-3208	6/7/21		Vinyl chloride	<	0.5		ug/L	
OU8	W-851-3208	6/7/21		1,3-Dinitrobenzene	<	5		ug/L	
OU8	W-851-3208	6/7/21		1,3,5-Trinitrobenzene	<	5		ug/L	
OU8	W-851-3208	6/7/21		2-Amino-4,6-dinitrotoluene	<	5		ug/L	
OU8	W-851-3208	6/7/21		2-Nitrotoluene	<	5		ug/L	
OU8	W-851-3208	6/7/21		2,4-Dinitrotoluene	<	5		ug/L	
OU8	W-851-3208	6/7/21		2,6-Dinitrotoluene	<	5		ug/L	
OU8	W-851-3208	6/7/21		3-Nitrotoluene	<	5		ug/L	
OU8	W-851-3208	6/7/21		4-Amino-2,6-dinitrotoluene	<	5		ug/L	
OU8	W-851-3208	6/7/21		4-Nitrotoluene	<	5		ug/L	
OU8	W-851-3208	6/7/21		HMX	<	1		ug/L	
OU8	W-851-3208	6/7/21		Nitrobenzene	<	5		ug/L	
OU8	W-851-3208	6/7/21		RDX	<	1		ug/L	
OU8	W-851-3208	6/7/21		Tetryl	<	5		ug/L	
OU8	W-851-3208	6/7/21		TNT	<	5		ug/L	
OU8	W-851-3208	6/7/21		1,3-Dinitrobenzene	<	2		ug/L	
OU8	W-851-3208	6/7/21		1,3,5-Trinitrobenzene	<	2		ug/L	
OU8	W-851-3208	6/7/21		2-Amino-4,6-dinitrotoluene	<	2		ug/L	
OU8	W-851-3208	6/7/21		2-Nitrotoluene	<	2		ug/L	
OU8	W-851-3208	6/7/21		2,4-Dinitrotoluene	<	2		ug/L	
OU8	W-851-3208	6/7/21		2,6-Dinitrotoluene	<	2		ug/L	
OU8	W-851-3208	6/7/21		3-Nitrotoluene	<	2		ug/L	
OU8	W-851-3208	6/7/21		4-Amino-2,6-dinitrotoluene	<	2		ug/L	
OU8	W-851-3208	6/7/21		4-Nitrotoluene	<	2		ug/L	
OU8	W-851-3208	6/7/21		HMX	<	1		ug/L	
OU8	W-851-3208	6/7/21		Nitrobenzene	<	2		ug/L	
OU8	W-851-3208	6/7/21		RDX	<	1		ug/L	

Attachment 1. Table 1. Groundwater analytical data, Site 300, 2021.

OU	Location	Date	Sample Type	Parameter	LOS Indicator	Result	Error	Units	QA Flag
OU8	W-851-3208	6/7/21		Tetryl	<	2		ug/L	
OU8	W-851-3208	6/7/21		TNT	<	2		ug/L	
OU8	W-851-3208	6/7/21		Field Oxidation Potential (Eh)		39		mVolts	
OU8	W-851-3208	6/7/21		Field pH		7.47		Units	
OU8	W-851-3208	6/7/21		Field Specific Conductance		2520		umhos/cm	
OU8	W-851-3208	6/7/21		Field Temperature		19.2		Degrees C	
OU8	W-851-3208	6/7/21		Total Uranium (in activity)		0.27	0.0097	pCi/L	
OU8	W-851-3208	6/7/21		Total Uranium (in mass)		0.21	0.0011	ug/L	
OU8	W-851-3208	6/7/21		Uranium 234 (in activity)		0.2	0.0097	pCi/L	
OU8	W-851-3208	6/7/21		Uranium 234/238		0.0001559	0.0000075	atom/atom	
OU8	W-851-3208	6/7/21		Uranium 235 (in activity)		0.0033	0.000043	pCi/L	
OU8	W-851-3208	6/7/21		Uranium 235/238		0.007314	0.00009	atom/atom	
OU8	W-851-3208	6/7/21		Uranium 236 (in activity)	<	0.000061		pCi/L	
OU8	W-851-3208	6/7/21		Uranium 236/238	<	0.0000046		atom/atom	
OU8	W-851-3208	6/7/21		Uranium 238 (in activity)		0.069	0.00035	pCi/L	
OU8	W-851-3208	6/7/21		Uranium 238 (in mass)		0.21	0.0011	ug/L	
OU8	W-851-3208	6/7/21		Antimony	<	0.06		mg/L	
OU8	W-851-3208	6/7/21		Arsenic	<	0.005		mg/L	
OU8	W-851-3208	6/7/21		Barium	<	0.01		mg/L	
OU8	W-851-3208	6/7/21		Beryllium	<	0.002		mg/L	
OU8	W-851-3208	6/7/21		Cadmium	<	0.005		mg/L	
OU8	W-851-3208	6/7/21		Chromium	<	0.05		mg/L	D
OU8	W-851-3208	6/7/21		Cobalt	<	0.02		mg/L	
OU8	W-851-3208	6/7/21		Copper	<	0.01		mg/L	
OU8	W-851-3208	6/7/21		Lead	<	0.003		mg/L	
OU8	W-851-3208	6/7/21		Mercury	<	0.0002		mg/L	
OU8	W-851-3208	6/7/21		Molybdenum	<	0.02		mg/L	
OU8	W-851-3208	6/7/21		Nickel	<	0.1		mg/L	D
OU8	W-851-3208	6/7/21		Selenium	<	0.005		mg/L	
OU8	W-851-3208	6/7/21		Silver	<	0.005		mg/L	
OU8	W-851-3208	6/7/21		Thallium	<	0.005		mg/L	
OU8	W-851-3208	6/7/21		Vanadium	<	0.01		mg/L	
OU8	W-851-3208	6/7/21		Zinc	<	0.02		mg/L	
OU8	W-851-3208	11/23/21		Nitrate (as NO3)	<	2.5		mg/L	D
OU8	W-851-3208	11/23/21		Perchlorate	<	2		ug/L	
OU8	W-851-3208	11/23/21		1,1-Dichloroethane	<	0.5		ug/L	
OU8	W-851-3208	11/23/21		1,1-Dichloroethene	<	0.5		ug/L	
OU8	W-851-3208	11/23/21		1,1,1-Trichloroethane	<	0.5		ug/L	
OU8	W-851-3208	11/23/21		1,1,2-Trichloroethane	<	0.5		ug/L	
OU8	W-851-3208	11/23/21		1,1,2,2-Tetrachloroethane	<	0.5		ug/L	
OU8	W-851-3208	11/23/21		1,2-Dichlorobenzene	<	0.5		ug/L	
OU8	W-851-3208	11/23/21		1,2-Dichloroethane	<	0.5		ug/L	
OU8	W-851-3208	11/23/21		1,2-Dichloroethene (total)	<	1		ug/L	
OU8	W-851-3208	11/23/21		1,2-Dichloropropane	<	0.5		ug/L	
OU8	W-851-3208	11/23/21		1,3-Dichlorobenzene	<	0.5		ug/L	
OU8	W-851-3208	11/23/21		1,4-Dichlorobenzene	<	0.5		ug/L	
OU8	W-851-3208	11/23/21		2-Chloroethylvinylether	<	10		ug/L	
OU8	W-851-3208	11/23/21		Bromodichloromethane	<	0.5		ug/L	
OU8	W-851-3208	11/23/21		Bromoform	<	0.5		ug/L	
OU8	W-851-3208	11/23/21		Bromomethane	<	1		ug/L	
OU8	W-851-3208	11/23/21		Carbon tetrachloride	<	0.5		ug/L	
OU8	W-851-3208	11/23/21		Chlorobenzene	<	0.5		ug/L	
OU8	W-851-3208	11/23/21		Chloroethane	<	0.5		ug/L	
OU8	W-851-3208	11/23/21		Chloroform	<	0.5		ug/L	
OU8	W-851-3208	11/23/21		Chloromethane	<	0.5		ug/L	
OU8	W-851-3208	11/23/21		cis-1,2-Dichloroethene	<	0.5		ug/L	
OU8	W-851-3208	11/23/21		cis-1,3-Dichloropropene	<	0.5		ug/L	
OU8	W-851-3208	11/23/21		Dibromochloromethane	<	0.5		ug/L	
OU8	W-851-3208	11/23/21		Dichlorodifluoromethane	<	0.5		ug/L	
OU8	W-851-3208	11/23/21		Methylene chloride	<	1		ug/L	
OU8	W-851-3208	11/23/21		Tetrachloroethene	<	0.5		ug/L	
OU8	W-851-3208	11/23/21		trans-1,2-Dichloroethene	<	0.5		ug/L	
OU8	W-851-3208	11/23/21		trans-1,3-Dichloropropene	<	0.5		ug/L	
OU8	W-851-3208	11/23/21		Trichloroethene	<	0.5		ug/L	
OU8	W-851-3208	11/23/21		Trichlorofluoromethane	<	0.5		ug/L	
OU8	W-851-3208	11/23/21		Trichlorotrifluoroethane	<	0.5		ug/L	

Attachment 1. Table 1. Groundwater analytical data, Site 300, 2021.

OU	Location	Date	Sample Type	Parameter	LOS Indicator	Result	Error	Units	QA Flag
OU8	W-851-3208	11/23/21		Vinyl chloride	<	0.5		ug/L	
OU8	W-851-3208	11/23/21		1,3-Dinitrobenzene	<	5		ug/L	
OU8	W-851-3208	11/23/21		1,3,5-Trinitrobenzene	<	5		ug/L	
OU8	W-851-3208	11/23/21		2-Amino-4,6-dinitrotoluene	<	5		ug/L	
OU8	W-851-3208	11/23/21		2-Nitrotoluene	<	5		ug/L	
OU8	W-851-3208	11/23/21		2,4-Dinitrotoluene	<	5		ug/L	
OU8	W-851-3208	11/23/21		2,6-Dinitrotoluene	<	5		ug/L	
OU8	W-851-3208	11/23/21		3-Nitrotoluene	<	5		ug/L	
OU8	W-851-3208	11/23/21		4-Amino-2,6-dinitrotoluene	<	5		ug/L	
OU8	W-851-3208	11/23/21		4-Nitrotoluene	<	5		ug/L	
OU8	W-851-3208	11/23/21		HMX	<	1		ug/L	
OU8	W-851-3208	11/23/21		Nitrobenzene	<	5		ug/L	
OU8	W-851-3208	11/23/21		RDX	<	1		ug/L	
OU8	W-851-3208	11/23/21		Tetryl	<	5		ug/L	
OU8	W-851-3208	11/23/21		TNT	<	5		ug/L	
OU8	W-851-3208	11/23/21		Antimony	<	0.06		mg/L	
OU8	W-851-3208	11/23/21		Arsenic	<	0.005		mg/L	
OU8	W-851-3208	11/23/21		Barium	<	0.01		mg/L	
OU8	W-851-3208	11/23/21		Beryllium	<	0.002		mg/L	
OU8	W-851-3208	11/23/21		Cadmium	<	0.005		mg/L	
OU8	W-851-3208	11/23/21		Chromium	<	0.01		mg/L	
OU8	W-851-3208	11/23/21		Cobalt	<	0.02		mg/L	
OU8	W-851-3208	11/23/21		Copper	<	0.01		mg/L	
OU8	W-851-3208	11/23/21		Lead	<	0.003		mg/L	
OU8	W-851-3208	11/23/21		Mercury	<	0.0002		mg/L	
OU8	W-851-3208	11/23/21		Molybdenum	<	0.02		mg/L	
OU8	W-851-3208	11/23/21		Nickel	<	0.02		mg/L	
OU8	W-851-3208	11/23/21		Selenium	<	0.005		mg/L	
OU8	W-851-3208	11/23/21		Silver	<	0.005		mg/L	
OU8	W-851-3208	11/23/21		Thallium	<	0.005		mg/L	
OU8	W-851-3208	11/23/21		Vanadium	<	0.01		mg/L	
OU8	W-851-3208	11/23/21		Zinc	<	0.02		mg/L	
OU8	W-851-3208	12/6/21		Uranium 234 and 233 (in activity)		0.198	0.0476	pCi/L	
OU8	W-851-3208	12/6/21		Uranium 235 and 236 (in activity)	<	0.1	0.0134	pCi/L	
OU8	W-851-3208	12/6/21		Uranium 238 (in activity)	<	0.1	0.0269	pCi/L	
OU8	W-851-3208	12/6/21		Field Oxidation Potential (Eh)		12		mVolts	
OU8	W-851-3208	12/6/21		Field pH		7.94		Units	
OU8	W-851-3208	12/6/21		Field Specific Conductance		2522		umhos/cm	
OU8	W-851-3208	12/6/21		Field Temperature		16.4		Degrees C	
OU8	W-PIT8-3201	5/5/21		Fluoride		0.42		mg/L	
OU8	W-PIT8-3201	5/5/21		Lithium		0.03		mg/L	
OU8	W-PIT8-3201	5/5/21		Nitrate (as NO3)		37		mg/L	
OU8	W-PIT8-3201	5/5/21		Perchlorate	<	4		ug/L	
OU8	W-PIT8-3201	5/5/21		1,1-Dichloroethane	<	0.5		ug/L	
OU8	W-PIT8-3201	5/5/21		1,1-Dichloroethene	<	0.5		ug/L	
OU8	W-PIT8-3201	5/5/21		1,1,1-Trichloroethane	<	0.5		ug/L	
OU8	W-PIT8-3201	5/5/21		1,1,2-Trichloroethane	<	0.5		ug/L	
OU8	W-PIT8-3201	5/5/21		1,1,2,2-Tetrachloroethane	<	0.5		ug/L	
OU8	W-PIT8-3201	5/5/21		1,2-Dichlorobenzene	<	0.5		ug/L	
OU8	W-PIT8-3201	5/5/21		1,2-Dichloroethane	<	0.5		ug/L	
OU8	W-PIT8-3201	5/5/21		1,2-Dichloroethene (total)	<	1		ug/L	
OU8	W-PIT8-3201	5/5/21		1,2-Dichloropropane	<	0.5		ug/L	
OU8	W-PIT8-3201	5/5/21		1,3-Dichlorobenzene	<	0.5		ug/L	
OU8	W-PIT8-3201	5/5/21		1,4-Dichlorobenzene	<	0.5		ug/L	
OU8	W-PIT8-3201	5/5/21		2-Chloroethylvinylether	<	10		ug/L	
OU8	W-PIT8-3201	5/5/21		Bromodichloromethane	<	0.5		ug/L	
OU8	W-PIT8-3201	5/5/21		Bromoform	<	0.5		ug/L	
OU8	W-PIT8-3201	5/5/21		Bromomethane	<	1		ug/L	
OU8	W-PIT8-3201	5/5/21		Carbon tetrachloride	<	0.5		ug/L	
OU8	W-PIT8-3201	5/5/21		Chlorobenzene	<	0.5		ug/L	
OU8	W-PIT8-3201	5/5/21		Chloroethane	<	0.5		ug/L	
OU8	W-PIT8-3201	5/5/21		Chloroform	<	0.5		ug/L	
OU8	W-PIT8-3201	5/5/21		Chloromethane	<	0.5		ug/L	
OU8	W-PIT8-3201	5/5/21		cis-1,2-Dichloroethene	<	0.5		ug/L	
OU8	W-PIT8-3201	5/5/21		cis-1,3-Dichloropropene	<	0.5		ug/L	
OU8	W-PIT8-3201	5/5/21		Dibromochloromethane	<	0.5		ug/L	

Attachment 1. Table 1. Groundwater analytical data, Site 300, 2021.

OU	Location	Date	Sample Type	Parameter	LOS Indicator	Result	Error	Units	QA Flag
OU8	W-PIT8-3201	5/5/21		Dichlorodifluoromethane	<	0.5		ug/L	
OU8	W-PIT8-3201	5/5/21		Methylene chloride	<	1		ug/L	
OU8	W-PIT8-3201	5/5/21		Tetrachloroethene	<	0.5		ug/L	
OU8	W-PIT8-3201	5/5/21		trans-1,2-Dichloroethene	<	0.5		ug/L	
OU8	W-PIT8-3201	5/5/21		trans-1,3-Dichloropropene	<	0.5		ug/L	
OU8	W-PIT8-3201	5/5/21		Trichloroethene	<	0.5		ug/L	
OU8	W-PIT8-3201	5/5/21		Trichlorofluoromethane	<	0.5		ug/L	
OU8	W-PIT8-3201	5/5/21		Trichlorotrifluoroethane	<	0.5		ug/L	
OU8	W-PIT8-3201	5/5/21		Vinyl chloride	<	0.5		ug/L	
OU8	W-PIT8-3201	5/5/21		1,3-Dinitrobenzene	<	2		ug/L	
OU8	W-PIT8-3201	5/5/21		1,3,5-Trinitrobenzene	<	2		ug/L	
OU8	W-PIT8-3201	5/5/21		2-Amino-4,6-dinitrotoluene	<	2		ug/L	
OU8	W-PIT8-3201	5/5/21		2-Nitrotoluene	<	2		ug/L	
OU8	W-PIT8-3201	5/5/21		2,4-Dinitrotoluene	<	2		ug/L	
OU8	W-PIT8-3201	5/5/21		2,6-Dinitrotoluene	<	2		ug/L	
OU8	W-PIT8-3201	5/5/21		3-Nitrotoluene	<	2		ug/L	
OU8	W-PIT8-3201	5/5/21		4-Amino-2,6-dinitrotoluene	<	2		ug/L	
OU8	W-PIT8-3201	5/5/21		4-Nitrotoluene	<	2		ug/L	
OU8	W-PIT8-3201	5/5/21		HMX	<	1		ug/L	
OU8	W-PIT8-3201	5/5/21		Nitrobenzene	<	2		ug/L	
OU8	W-PIT8-3201	5/5/21		RDX	<	1		ug/L	
OU8	W-PIT8-3201	5/5/21		TNT	<	2		ug/L	
OU8	W-PIT8-3201	5/5/21		Tritium	<	100	67.9	pCi/L	
OU8	W-PIT8-3201	5/5/21		Field Oxidation Potential (Eh)		59		mVolts	
OU8	W-PIT8-3201	5/5/21		Field pH		7.48		Units	
OU8	W-PIT8-3201	5/5/21		Field Specific Conductance		822.3		umhos/cm	
OU8	W-PIT8-3201	5/5/21		Field Temperature		20.6		Degrees C	
OU8	W-PIT8-3201	5/5/21		Total Uranium (in activity)		9.2	0.18	pCi/L	
OU8	W-PIT8-3201	5/5/21		Total Uranium (in mass)		9.9	0.049	ug/L	
OU8	W-PIT8-3201	5/5/21		Uranium 234 (in activity)		5.7	0.18	pCi/L	
OU8	W-PIT8-3201	5/5/21		Uranium 235 (in activity)		0.15	0.00096	pCi/L	
OU8	W-PIT8-3201	5/5/21		Uranium 235/238		0.007294	0.000027	atom/atom	
OU8	W-PIT8-3201	5/5/21		Uranium 236 (in activity)	<	0.00063		pCi/L	
OU8	W-PIT8-3201	5/5/21		Uranium 238 (in activity)		3.3	0.016	pCi/L	
OU8	W-PIT8-3201	5/5/21		Uranium 238 (in mass)		9.8	0.049	ug/L	
OU8	W-PIT8-3201	5/5/21		Antimony	<	0.06		mg/L	
OU8	W-PIT8-3201	5/5/21		Arsenic		0.015		mg/L	
OU8	W-PIT8-3201	5/5/21		Barium		0.02		mg/L	
OU8	W-PIT8-3201	5/5/21		Beryllium	<	0.002		mg/L	
OU8	W-PIT8-3201	5/5/21		Cadmium	<	0.005		mg/L	
OU8	W-PIT8-3201	5/5/21		Chromium	<	0.01		mg/L	
OU8	W-PIT8-3201	5/5/21		Cobalt	<	0.02		mg/L	
OU8	W-PIT8-3201	5/5/21		Copper	<	0.01		mg/L	
OU8	W-PIT8-3201	5/5/21		Lead	<	0.003		mg/L	
OU8	W-PIT8-3201	5/5/21		Mercury	<	0.0002		mg/L	
OU8	W-PIT8-3201	5/5/21		Molybdenum	<	0.02		mg/L	
OU8	W-PIT8-3201	5/5/21		Nickel		0.047		mg/L	
OU8	W-PIT8-3201	5/5/21		Selenium		0.0065		mg/L	
OU8	W-PIT8-3201	5/5/21		Silver	<	0.005		mg/L	
OU8	W-PIT8-3201	5/5/21		Thallium	<	0.005		mg/L	
OU8	W-PIT8-3201	5/5/21		Vanadium		0.058		mg/L	
OU8	W-PIT8-3201	5/5/21		Zinc	<	0.02		mg/L	
OU8	W-PIT8-3201	5/5/21	DUP	Fluoride		0.44		mg/L	
OU8	W-PIT8-3201	5/5/21	DUP	Lithium		0.03		mg/L	
OU8	W-PIT8-3201	5/5/21	DUP	Nitrate (as NO3)		33		mg/L	D
OU8	W-PIT8-3201	5/5/21	DUP	Perchlorate	<	4		ug/L	
OU8	W-PIT8-3201	5/5/21	DUP	1,1-Dichloroethane	<	0.5		ug/L	
OU8	W-PIT8-3201	5/5/21	DUP	1,1-Dichloroethene	<	0.5		ug/L	
OU8	W-PIT8-3201	5/5/21	DUP	1,1,1-Trichloroethane	<	0.5		ug/L	
OU8	W-PIT8-3201	5/5/21	DUP	1,1,2-Trichloroethane	<	0.5		ug/L	
OU8	W-PIT8-3201	5/5/21	DUP	1,1,2,2-Tetrachloroethane	<	0.5		ug/L	
OU8	W-PIT8-3201	5/5/21	DUP	1,2-Dichlorobenzene	<	0.5		ug/L	
OU8	W-PIT8-3201	5/5/21	DUP	1,2-Dichloroethane	<	0.5		ug/L	
OU8	W-PIT8-3201	5/5/21	DUP	1,2-Dichloroethene (total)	<	0.5		ug/L	
OU8	W-PIT8-3201	5/5/21	DUP	1,2-Dichloropropane	<	0.5		ug/L	
OU8	W-PIT8-3201	5/5/21	DUP	1,3-Dichlorobenzene	<	0.5		ug/L	

Attachment 1. Table 1. Groundwater analytical data, Site 300, 2021.

OU	Location	Date	Sample Type	Parameter	LOS Indicator	Result	Error	Units	QA Flag
OU8	W-PIT8-3201	5/5/21	DUP	1,4-Dichlorobenzene	<	0.5		ug/L	
OU8	W-PIT8-3201	5/5/21	DUP	2-Chloroethylvinylether	<	1		ug/L	
OU8	W-PIT8-3201	5/5/21	DUP	Bromodichloromethane	<	0.5		ug/L	
OU8	W-PIT8-3201	5/5/21	DUP	Bromoform	<	0.5		ug/L	
OU8	W-PIT8-3201	5/5/21	DUP	Bromomethane	<	0.5		ug/L	
OU8	W-PIT8-3201	5/5/21	DUP	Carbon tetrachloride	<	0.2		ug/L	
OU8	W-PIT8-3201	5/5/21	DUP	Chlorobenzene	<	0.5		ug/L	
OU8	W-PIT8-3201	5/5/21	DUP	Chloroethane	<	0.5		ug/L	
OU8	W-PIT8-3201	5/5/21	DUP	Chloroform	<	0.5		ug/L	
OU8	W-PIT8-3201	5/5/21	DUP	Chloromethane	<	0.5		ug/L	
OU8	W-PIT8-3201	5/5/21	DUP	cis-1,2-Dichloroethene	<	0.5		ug/L	
OU8	W-PIT8-3201	5/5/21	DUP	cis-1,3-Dichloropropene	<	0.5		ug/L	
OU8	W-PIT8-3201	5/5/21	DUP	Dibromochloromethane	<	0.2		ug/L	
OU8	W-PIT8-3201	5/5/21	DUP	Dichlorodifluoromethane	<	0.5		ug/L	
OU8	W-PIT8-3201	5/5/21	DUP	Methylene chloride	<	0.5		ug/L	
OU8	W-PIT8-3201	5/5/21	DUP	Tetrachloroethene	<	0.5		ug/L	
OU8	W-PIT8-3201	5/5/21	DUP	trans-1,2-Dichloroethene	<	0.5		ug/L	
OU8	W-PIT8-3201	5/5/21	DUP	trans-1,3-Dichloropropene	<	0.5		ug/L	
OU8	W-PIT8-3201	5/5/21	DUP	Trichloroethene	<	0.5		ug/L	
OU8	W-PIT8-3201	5/5/21	DUP	Trichlorofluoromethane	<	0.5		ug/L	
OU8	W-PIT8-3201	5/5/21	DUP	Trichlorotrifluoroethane	<	0.5		ug/L	
OU8	W-PIT8-3201	5/5/21	DUP	Vinyl chloride	<	0.5		ug/L	
OU8	W-PIT8-3201	5/5/21	DUP	1,3-Dinitrobenzene	<	1		ug/L	
OU8	W-PIT8-3201	5/5/21	DUP	1,3,5-Trinitrobenzene	<	1		ug/L	
OU8	W-PIT8-3201	5/5/21	DUP	2-Amino-4,6-dinitrotoluene	<	1		ug/L	
OU8	W-PIT8-3201	5/5/21	DUP	2-Nitrotoluene	<	1		ug/L	
OU8	W-PIT8-3201	5/5/21	DUP	2,4-Dinitrotoluene	<	1		ug/L	
OU8	W-PIT8-3201	5/5/21	DUP	2,6-Dinitrotoluene	<	1		ug/L	
OU8	W-PIT8-3201	5/5/21	DUP	3-Nitrotoluene	<	1		ug/L	
OU8	W-PIT8-3201	5/5/21	DUP	4-Amino-2,6-dinitrotoluene	<	1		ug/L	
OU8	W-PIT8-3201	5/5/21	DUP	4-Nitrotoluene	<	1		ug/L	
OU8	W-PIT8-3201	5/5/21	DUP	HMX	<	1		ug/L	
OU8	W-PIT8-3201	5/5/21	DUP	Nitrobenzene	<	1		ug/L	
OU8	W-PIT8-3201	5/5/21	DUP	RDX	<	1		ug/L	
OU8	W-PIT8-3201	5/5/21	DUP	TNT	<	1		ug/L	
OU8	W-PIT8-3201	5/5/21	DUP	Tritium	<	100	66.5	pCi/L	
OU8	W-PIT8-3201	5/5/21	DUP	Antimony	<	0.005		mg/L	
OU8	W-PIT8-3201	5/5/21	DUP	Arsenic		0.01		mg/L	
OU8	W-PIT8-3201	5/5/21	DUP	Barium	<	0.02		mg/L	
OU8	W-PIT8-3201	5/5/21	DUP	Beryllium	<	0.0005		mg/L	
OU8	W-PIT8-3201	5/5/21	DUP	Cadmium	<	0.0005		mg/L	
OU8	W-PIT8-3201	5/5/21	DUP	Chromium	<	0.001		mg/L	
OU8	W-PIT8-3201	5/5/21	DUP	Cobalt	<	0.02		mg/L	
OU8	W-PIT8-3201	5/5/21	DUP	Copper	<	0.01		mg/L	
OU8	W-PIT8-3201	5/5/21	DUP	Lead	<	0.002		mg/L	
OU8	W-PIT8-3201	5/5/21	DUP	Mercury	<	0.0005		mg/L	
OU8	W-PIT8-3201	5/5/21	DUP	Molybdenum	<	0.02		mg/L	
OU8	W-PIT8-3201	5/5/21	DUP	Nickel		0.05		mg/L	
OU8	W-PIT8-3201	5/5/21	DUP	Selenium		0.004		mg/L	
OU8	W-PIT8-3201	5/5/21	DUP	Silver	<	0.0005		mg/L	
OU8	W-PIT8-3201	5/5/21	DUP	Thallium	<	0.001		mg/L	
OU8	W-PIT8-3201	5/5/21	DUP	Vanadium		0.06		mg/L	
OU8	W-PIT8-3201	5/5/21	DUP	Zinc	<	0.02		mg/L	
OU8	W-PIT8-3201	12/1/21		Uranium 234 and 233 (in activity)		6.74	0.745	pCi/L	
OU8	W-PIT8-3201	12/1/21		Uranium 235 and 236 (in activity)		0.195	0.0673	pCi/L	
OU8	W-PIT8-3201	12/1/21		Uranium 238 (in activity)		3.83	0.45	pCi/L	
OU8	W-PIT8-3201	12/1/21		Nitrate (as NO3)		26		mg/L	
OU8	W-PIT8-3201	12/1/21		Perchlorate	<	2		ug/L	
OU8	W-PIT8-3201	12/1/21		Tritium	<	100	69.3	pCi/L	
OU8	W-PIT8-3201	12/1/21		Field Oxidation Potential (Eh)		79		mVolts	
OU8	W-PIT8-3201	12/1/21		Field pH		7.63		Units	
OU8	W-PIT8-3201	12/1/21		Field Specific Conductance		832.7		umhos/cm	
OU8	W-PIT8-3201	12/1/21		Field Temperature		19		Degrees C	
OU8	W-PIT8-3202	5/4/21		Fluoride		0.38		mg/L	
OU8	W-PIT8-3202	5/4/21		Lithium		0.028		mg/L	
OU8	W-PIT8-3202	5/4/21		Nitrate (as NO3)		19		mg/L	

Attachment 1. Table 1. Groundwater analytical data, Site 300, 2021.

OU	Location	Date	Sample Type	Parameter	LOS Indicator	Result	Error	Units	QA Flag
OU8	W-PIT8-3202	5/4/21		Perchlorate	<	4		ug/L	
OU8	W-PIT8-3202	5/4/21		1,1-Dichloroethane	<	0.5		ug/L	
OU8	W-PIT8-3202	5/4/21		1,1-Dichloroethene	<	0.5		ug/L	
OU8	W-PIT8-3202	5/4/21		1,1,1-Trichloroethane	<	0.5		ug/L	
OU8	W-PIT8-3202	5/4/21		1,1,2-Trichloroethane	<	0.5		ug/L	
OU8	W-PIT8-3202	5/4/21		1,1,2,2-Tetrachloroethane	<	0.5		ug/L	
OU8	W-PIT8-3202	5/4/21		1,2-Dichlorobenzene	<	0.5		ug/L	
OU8	W-PIT8-3202	5/4/21		1,2-Dichloroethane	<	0.5		ug/L	
OU8	W-PIT8-3202	5/4/21		1,2-Dichloroethene (total)	<	1		ug/L	
OU8	W-PIT8-3202	5/4/21		1,2-Dichloropropane	<	0.5		ug/L	
OU8	W-PIT8-3202	5/4/21		1,3-Dichlorobenzene	<	0.5		ug/L	
OU8	W-PIT8-3202	5/4/21		1,4-Dichlorobenzene	<	0.5		ug/L	
OU8	W-PIT8-3202	5/4/21		2-Chloroethylvinylether	<	10		ug/L	
OU8	W-PIT8-3202	5/4/21		Bromodichloromethane	<	0.5		ug/L	
OU8	W-PIT8-3202	5/4/21		Bromoform	<	0.5		ug/L	
OU8	W-PIT8-3202	5/4/21		Bromomethane	<	1		ug/L	
OU8	W-PIT8-3202	5/4/21		Carbon tetrachloride	<	0.5		ug/L	
OU8	W-PIT8-3202	5/4/21		Chlorobenzene	<	0.5		ug/L	
OU8	W-PIT8-3202	5/4/21		Chloroethane	<	0.5		ug/L	
OU8	W-PIT8-3202	5/4/21		Chloroform	<	0.5		ug/L	
OU8	W-PIT8-3202	5/4/21		Chloromethane	<	0.5		ug/L	
OU8	W-PIT8-3202	5/4/21		cis-1,2-Dichloroethene	<	0.5		ug/L	
OU8	W-PIT8-3202	5/4/21		cis-1,3-Dichloropropene	<	0.5		ug/L	
OU8	W-PIT8-3202	5/4/21		Dibromochloromethane	<	0.5		ug/L	
OU8	W-PIT8-3202	5/4/21		Dichlorodifluoromethane	<	0.5		ug/L	
OU8	W-PIT8-3202	5/4/21		Methylene chloride	<	1		ug/L	
OU8	W-PIT8-3202	5/4/21		Tetrachloroethene	<	0.5		ug/L	
OU8	W-PIT8-3202	5/4/21		trans-1,2-Dichloroethene	<	0.5		ug/L	
OU8	W-PIT8-3202	5/4/21		trans-1,3-Dichloropropene	<	0.5		ug/L	
OU8	W-PIT8-3202	5/4/21		Trichloroethene	<	0.5		ug/L	
OU8	W-PIT8-3202	5/4/21		Trichlorofluoromethane	<	0.5		ug/L	
OU8	W-PIT8-3202	5/4/21		Trichlorotrifluoroethane	<	0.5		ug/L	
OU8	W-PIT8-3202	5/4/21		Vinyl chloride	<	0.5		ug/L	
OU8	W-PIT8-3202	5/4/21		1,3-Dinitrobenzene	<	2		ug/L	
OU8	W-PIT8-3202	5/4/21		1,3,5-Trinitrobenzene	<	2		ug/L	
OU8	W-PIT8-3202	5/4/21		2-Amino-4,6-dinitrotoluene	<	2		ug/L	
OU8	W-PIT8-3202	5/4/21		2-Nitrotoluene	<	2		ug/L	
OU8	W-PIT8-3202	5/4/21		2,4-Dinitrotoluene	<	2		ug/L	
OU8	W-PIT8-3202	5/4/21		2,6-Dinitrotoluene	<	2		ug/L	
OU8	W-PIT8-3202	5/4/21		3-Nitrotoluene	<	2		ug/L	
OU8	W-PIT8-3202	5/4/21		4-Amino-2,6-dinitrotoluene	<	2		ug/L	
OU8	W-PIT8-3202	5/4/21		4-Nitrotoluene	<	2		ug/L	
OU8	W-PIT8-3202	5/4/21		HMX	<	1		ug/L	
OU8	W-PIT8-3202	5/4/21		Nitrobenzene	<	2		ug/L	
OU8	W-PIT8-3202	5/4/21		RDX	<	1		ug/L	
OU8	W-PIT8-3202	5/4/21		Tetryl	<	2		ug/L	
OU8	W-PIT8-3202	5/4/21		TNT	<	2		ug/L	
OU8	W-PIT8-3202	5/4/21		Tritium	<	100	57.7	pCi/L	
OU8	W-PIT8-3202	5/4/21		Field Oxidation Potential (Eh)		-23		mVolts	
OU8	W-PIT8-3202	5/4/21		Field pH		7.6		Units	
OU8	W-PIT8-3202	5/4/21		Field Specific Conductance		656.5		umhos/cm	
OU8	W-PIT8-3202	5/4/21		Field Temperature		22.1		Degrees C	
OU8	W-PIT8-3202	5/4/21		Total Uranium (in activity)		6	0.07	pCi/L	
OU8	W-PIT8-3202	5/4/21		Total Uranium (in mass)		7.2	0.032	ug/L	
OU8	W-PIT8-3202	5/4/21		Uranium 234 (in activity)		3.5	0.069	pCi/L	
OU8	W-PIT8-3202	5/4/21		Uranium 235 (in activity)		0.11	0.00087	pCi/L	
OU8	W-PIT8-3202	5/4/21		Uranium 235/238		0.007251	0.000046	atom/atom	
OU8	W-PIT8-3202	5/4/21		Uranium 236 (in activity)	<	0.00046		pCi/L	
OU8	W-PIT8-3202	5/4/21		Uranium 238 (in activity)		2.4	0.011	pCi/L	
OU8	W-PIT8-3202	5/4/21		Uranium 238 (in mass)		7.2	0.032	ug/L	
OU8	W-PIT8-3202	5/4/21		Antimony	<	0.06		mg/L	
OU8	W-PIT8-3202	5/4/21		Arsenic		0.019		mg/L	
OU8	W-PIT8-3202	5/4/21		Barium	<	0.01		mg/L	
OU8	W-PIT8-3202	5/4/21		Beryllium	<	0.002		mg/L	
OU8	W-PIT8-3202	5/4/21		Cadmium	<	0.005		mg/L	
OU8	W-PIT8-3202	5/4/21		Chromium	<	0.01		mg/L	

Attachment 1. Table 1. Groundwater analytical data, Site 300, 2021.

OU	Location	Date	Sample Type	Parameter	LOS Indicator	Result	Error	Units	QA Flag
OU8	W-PIT8-3202	5/4/21		Cobalt	<	0.02		mg/L	
OU8	W-PIT8-3202	5/4/21		Copper	<	0.01		mg/L	
OU8	W-PIT8-3202	5/4/21		Lead	<	0.003		mg/L	
OU8	W-PIT8-3202	5/4/21		Mercury	<	0.0002		mg/L	
OU8	W-PIT8-3202	5/4/21		Molybdenum	<	0.02		mg/L	
OU8	W-PIT8-3202	5/4/21		Nickel	<	0.02		mg/L	
OU8	W-PIT8-3202	5/4/21		Selenium	<	0.005		mg/L	
OU8	W-PIT8-3202	5/4/21		Silver	<	0.005		mg/L	
OU8	W-PIT8-3202	5/4/21		Thallium	<	0.005		mg/L	
OU8	W-PIT8-3202	5/4/21		Vanadium		0.017		mg/L	
OU8	W-PIT8-3202	5/4/21		Zinc	<	0.02		mg/L	
OU8	W-PIT8-3202	12/6/21		Uranium 234 and 233 (in activity)		3.31	0.337	pCi/L	
OU8	W-PIT8-3202	12/6/21		Uranium 235 and 236 (in activity)		0.128	0.0389	pCi/L	
OU8	W-PIT8-3202	12/6/21		Uranium 238 (in activity)		2.47	0.261	pCi/L	
OU8	W-PIT8-3202	12/6/21		Nitrate (as NO3)		19		mg/L	
OU8	W-PIT8-3202	12/6/21		Perchlorate	<	2		ug/L	
OU8	W-PIT8-3202	12/6/21		Tritium	<	100	59.7	pCi/L	
OU8	W-PIT8-3202	12/6/21		Field Oxidation Potential (Eh)		133		mVolts	
OU8	W-PIT8-3202	12/6/21		Field pH		7.77		Units	
OU8	W-PIT8-3202	12/6/21		Field Specific Conductance		668.9		umhos/cm	
OU8	W-PIT8-3202	12/6/21		Field Temperature		19.6		Degrees C	
OU8	W-PIT8-3203	5/4/21		Fluoride		0.57		mg/L	D
OU8	W-PIT8-3203	5/4/21		Nitrate (as NO3)		56		mg/L	D
OU8	W-PIT8-3203	5/4/21		Perchlorate	<	4		ug/L	
OU8	W-PIT8-3203	5/4/21		1,1-Dichloroethane	<	0.5		ug/L	
OU8	W-PIT8-3203	5/4/21		1,1-Dichloroethene	<	0.5		ug/L	
OU8	W-PIT8-3203	5/4/21		1,1,1-Trichloroethane	<	0.5		ug/L	
OU8	W-PIT8-3203	5/4/21		1,1,2-Trichloroethane	<	0.5		ug/L	
OU8	W-PIT8-3203	5/4/21		1,1,2,2-Tetrachloroethane	<	0.5		ug/L	
OU8	W-PIT8-3203	5/4/21		1,2-Dichlorobenzene	<	0.5		ug/L	
OU8	W-PIT8-3203	5/4/21		1,2-Dichloroethane	<	0.5		ug/L	
OU8	W-PIT8-3203	5/4/21		1,2-Dichloroethene (total)	<	1		ug/L	
OU8	W-PIT8-3203	5/4/21		1,2-Dichloropropane	<	0.5		ug/L	
OU8	W-PIT8-3203	5/4/21		1,3-Dichlorobenzene	<	0.5		ug/L	
OU8	W-PIT8-3203	5/4/21		1,4-Dichlorobenzene	<	0.5		ug/L	
OU8	W-PIT8-3203	5/4/21		2-Chloroethylvinylether	<	10		ug/L	
OU8	W-PIT8-3203	5/4/21		Bromodichloromethane	<	0.5		ug/L	
OU8	W-PIT8-3203	5/4/21		Bromoform	<	0.5		ug/L	
OU8	W-PIT8-3203	5/4/21		Bromomethane	<	1		ug/L	
OU8	W-PIT8-3203	5/4/21		Carbon tetrachloride	<	0.5		ug/L	
OU8	W-PIT8-3203	5/4/21		Chlorobenzene	<	0.5		ug/L	
OU8	W-PIT8-3203	5/4/21		Chloroethane	<	0.5		ug/L	
OU8	W-PIT8-3203	5/4/21		Chloroform	<	0.5		ug/L	
OU8	W-PIT8-3203	5/4/21		Chloromethane	<	0.5		ug/L	
OU8	W-PIT8-3203	5/4/21		cis-1,2-Dichloroethene	<	0.5		ug/L	
OU8	W-PIT8-3203	5/4/21		cis-1,3-Dichloropropene	<	0.5		ug/L	
OU8	W-PIT8-3203	5/4/21		Dibromochloromethane	<	0.5		ug/L	
OU8	W-PIT8-3203	5/4/21		Dichlorodifluoromethane	<	0.5		ug/L	
OU8	W-PIT8-3203	5/4/21		Methylene chloride	<	1		ug/L	
OU8	W-PIT8-3203	5/4/21		Tetrachloroethene	<	0.5		ug/L	
OU8	W-PIT8-3203	5/4/21		trans-1,2-Dichloroethene	<	0.5		ug/L	
OU8	W-PIT8-3203	5/4/21		trans-1,3-Dichloropropene	<	0.5		ug/L	
OU8	W-PIT8-3203	5/4/21		Trichloroethene	<	0.5		ug/L	
OU8	W-PIT8-3203	5/4/21		Trichlorofluoromethane	<	0.5		ug/L	
OU8	W-PIT8-3203	5/4/21		Trichlorotrifluoroethane	<	0.5		ug/L	
OU8	W-PIT8-3203	5/4/21		Vinyl chloride	<	0.5		ug/L	
OU8	W-PIT8-3203	5/4/21		1,3-Dinitrobenzene	<	2		ug/L	
OU8	W-PIT8-3203	5/4/21		1,3,5-Trinitrobenzene	<	2		ug/L	
OU8	W-PIT8-3203	5/4/21		2-Amino-4,6-dinitrotoluene	<	2		ug/L	
OU8	W-PIT8-3203	5/4/21		2-Nitrotoluene	<	2		ug/L	
OU8	W-PIT8-3203	5/4/21		2,4-Dinitrotoluene	<	2		ug/L	
OU8	W-PIT8-3203	5/4/21		2,6-Dinitrotoluene	<	2		ug/L	
OU8	W-PIT8-3203	5/4/21		3-Nitrotoluene	<	2		ug/L	
OU8	W-PIT8-3203	5/4/21		4-Amino-2,6-dinitrotoluene	<	2		ug/L	
OU8	W-PIT8-3203	5/4/21		4-Nitrotoluene	<	2		ug/L	
OU8	W-PIT8-3203	5/4/21		HMX	<	1		ug/L	

Attachment 1. Table 1. Groundwater analytical data, Site 300, 2021.

OU	Location	Date	Sample Type	Parameter	LOS Indicator	Result	Error	Units	QA Flag
OU8	W-PIT8-3203	5/4/21		Nitrobenzene	<	2		ug/L	
OU8	W-PIT8-3203	5/4/21		RDX	<	1		ug/L	
OU8	W-PIT8-3203	5/4/21		Tetryl	<	2		ug/L	
OU8	W-PIT8-3203	5/4/21		TNT	<	2		ug/L	
OU8	W-PIT8-3203	5/4/21		Tritium	<	100	60.5	pCi/L	
OU8	W-PIT8-3203	5/4/21		Field Oxidation Potential (Eh)		-41		mVolts	
OU8	W-PIT8-3203	5/4/21		Field pH		7.3		Units	
OU8	W-PIT8-3203	5/4/21		Field Specific Conductance		1179		umhos/cm	
OU8	W-PIT8-3203	5/4/21		Field Temperature		20.5		Degrees C	
OU8	W-PIT8-3203	5/4/21		Total Uranium (in activity)		24	0.49	pCi/L	
OU8	W-PIT8-3203	5/4/21		Total Uranium (in mass)		29	0.19	ug/L	
OU8	W-PIT8-3203	5/4/21		Uranium 234 (in activity)		14	0.49	pCi/L	
OU8	W-PIT8-3203	5/4/21		Uranium 235 (in activity)		0.45	0.0035	pCi/L	
OU8	W-PIT8-3203	5/4/21		Uranium 235/238		0.007262	0.000029	atom/atom	
OU8	W-PIT8-3203	5/4/21		Uranium 236 (in activity)	<	0.0036		pCi/L	
OU8	W-PIT8-3203	5/4/21		Uranium 238 (in activity)		9.7	0.064	pCi/L	
OU8	W-PIT8-3203	5/4/21		Uranium 238 (in mass)		29	0.19	ug/L	
OU8	W-PIT8-3203	5/4/21		Antimony	<	0.06		mg/L	
OU8	W-PIT8-3203	5/4/21		Arsenic		0.078		mg/L	
OU8	W-PIT8-3203	5/4/21		Barium		0.041		mg/L	
OU8	W-PIT8-3203	5/4/21		Beryllium	<	0.002		mg/L	
OU8	W-PIT8-3203	5/4/21		Cadmium	<	0.005		mg/L	
OU8	W-PIT8-3203	5/4/21		Chromium	<	0.01		mg/L	
OU8	W-PIT8-3203	5/4/21		Cobalt	<	0.02		mg/L	
OU8	W-PIT8-3203	5/4/21		Copper	<	0.01		mg/L	
OU8	W-PIT8-3203	5/4/21		Lead	<	0.003		mg/L	
OU8	W-PIT8-3203	5/4/21		Mercury	<	0.0002		mg/L	
OU8	W-PIT8-3203	5/4/21		Molybdenum	<	0.02		mg/L	
OU8	W-PIT8-3203	5/4/21		Nickel	<	0.02		mg/L	
OU8	W-PIT8-3203	5/4/21		Selenium		0.02		mg/L	
OU8	W-PIT8-3203	5/4/21		Silver	<	0.005		mg/L	
OU8	W-PIT8-3203	5/4/21		Thallium	<	0.005		mg/L	
OU8	W-PIT8-3203	5/4/21		Vanadium		0.095		mg/L	
OU8	W-PIT8-3203	5/4/21		Zinc	<	0.02		mg/L	
OU8	W-PIT8-3203	12/6/21		Uranium 234 and 233 (in activity)		14.3	1.33	pCi/L	
OU8	W-PIT8-3203	12/6/21		Uranium 235 and 236 (in activity)		0.724	0.113	pCi/L	
OU8	W-PIT8-3203	12/6/21		Uranium 238 (in activity)		10.2	0.965	pCi/L	
OU8	W-PIT8-3203	12/6/21		Nitrate (as NO3)		59		mg/L	
OU8	W-PIT8-3203	12/6/21		Perchlorate		3		ug/L	
OU8	W-PIT8-3203	12/6/21		Tritium	<	100	60.8	pCi/L	
OU8	W-PIT8-3203	12/6/21		Field Oxidation Potential (Eh)		34		mVolts	
OU8	W-PIT8-3203	12/6/21		Field pH		7.97		Units	
OU8	W-PIT8-3203	12/6/21		Field Specific Conductance		1216		umhos/cm	
OU8	W-PIT8-3203	12/6/21		Field Temperature		15.2		Degrees C	
OU8	W-PIT9-3204	5/10/21		Fluoride		0.2		mg/L	D
OU8	W-PIT9-3204	5/10/21		Lithium		0.08		mg/L	
OU8	W-PIT9-3204	5/10/21		Nitrate (as NO3)	<	1		mg/L	D
OU8	W-PIT9-3204	5/10/21		Perchlorate	<	4		ug/L	O
OU8	W-PIT9-3204	5/10/21		1,1-Dichloroethane	<	0.5		ug/L	
OU8	W-PIT9-3204	5/10/21		1,1-Dichloroethene	<	0.5		ug/L	
OU8	W-PIT9-3204	5/10/21		1,1,1-Trichloroethane	<	0.5		ug/L	
OU8	W-PIT9-3204	5/10/21		1,1,2-Trichloroethane	<	0.5		ug/L	
OU8	W-PIT9-3204	5/10/21		1,1,2,2-Tetrachloroethane	<	0.5		ug/L	
OU8	W-PIT9-3204	5/10/21		1,2-Dichlorobenzene	<	0.5		ug/L	
OU8	W-PIT9-3204	5/10/21		1,2-Dichloroethane	<	0.5		ug/L	
OU8	W-PIT9-3204	5/10/21		1,2-Dichloroethene (total)	<	1		ug/L	
OU8	W-PIT9-3204	5/10/21		1,2-Dichloropropane	<	0.5		ug/L	
OU8	W-PIT9-3204	5/10/21		1,3-Dichlorobenzene	<	0.5		ug/L	
OU8	W-PIT9-3204	5/10/21		1,4-Dichlorobenzene	<	0.5		ug/L	
OU8	W-PIT9-3204	5/10/21		2-Chloroethylvinylether	<	10		ug/L	
OU8	W-PIT9-3204	5/10/21		Bromodichloromethane	<	0.5		ug/L	
OU8	W-PIT9-3204	5/10/21		Bromoform	<	0.5		ug/L	
OU8	W-PIT9-3204	5/10/21		Bromomethane	<	1		ug/L	
OU8	W-PIT9-3204	5/10/21		Carbon tetrachloride	<	0.5		ug/L	
OU8	W-PIT9-3204	5/10/21		Chlorobenzene	<	0.5		ug/L	
OU8	W-PIT9-3204	5/10/21		Chloroethane	<	0.5		ug/L	

Attachment 1. Table 1. Groundwater analytical data, Site 300, 2021.

OU	Location	Date	Sample Type	Parameter	LOS Indicator	Result	Error	Units	QA Flag
OU8	W-PIT9-3204	5/10/21		Chloroform	<	0.5		ug/L	
OU8	W-PIT9-3204	5/10/21		Chloromethane	<	0.5		ug/L	
OU8	W-PIT9-3204	5/10/21		cis-1,2-Dichloroethene	<	0.5		ug/L	
OU8	W-PIT9-3204	5/10/21		cis-1,3-Dichloropropene	<	0.5		ug/L	
OU8	W-PIT9-3204	5/10/21		Dibromochloromethane	<	0.5		ug/L	
OU8	W-PIT9-3204	5/10/21		Dichlorodifluoromethane	<	0.5		ug/L	
OU8	W-PIT9-3204	5/10/21		Methylene chloride	<	1		ug/L	
OU8	W-PIT9-3204	5/10/21		Tetrachloroethene	<	0.5		ug/L	
OU8	W-PIT9-3204	5/10/21		trans-1,2-Dichloroethene	<	0.5		ug/L	
OU8	W-PIT9-3204	5/10/21		trans-1,3-Dichloropropene	<	0.5		ug/L	
OU8	W-PIT9-3204	5/10/21		Trichloroethene	<	0.5		ug/L	
OU8	W-PIT9-3204	5/10/21		Trichlorofluoromethane	<	0.5		ug/L	
OU8	W-PIT9-3204	5/10/21		Trichlorotrifluoroethane	<	0.5		ug/L	
OU8	W-PIT9-3204	5/10/21		Vinyl chloride	<	0.5		ug/L	
OU8	W-PIT9-3204	5/10/21		1,3-Dinitrobenzene	<	2		ug/L	
OU8	W-PIT9-3204	5/10/21		1,3,5-Trinitrobenzene	<	2		ug/L	
OU8	W-PIT9-3204	5/10/21		2-Amino-4,6-dinitrotoluene	<	2		ug/L	
OU8	W-PIT9-3204	5/10/21		2-Nitrotoluene	<	2		ug/L	
OU8	W-PIT9-3204	5/10/21		2,4-Dinitrotoluene	<	2		ug/L	
OU8	W-PIT9-3204	5/10/21		2,6-Dinitrotoluene	<	2		ug/L	
OU8	W-PIT9-3204	5/10/21		3-Nitrotoluene	<	2		ug/L	
OU8	W-PIT9-3204	5/10/21		4-Amino-2,6-dinitrotoluene	<	2		ug/L	
OU8	W-PIT9-3204	5/10/21		4-Nitrotoluene	<	2		ug/L	
OU8	W-PIT9-3204	5/10/21		HMX	<	1		ug/L	
OU8	W-PIT9-3204	5/10/21		Nitrobenzene	<	2		ug/L	
OU8	W-PIT9-3204	5/10/21		RDX	<	1		ug/L	
OU8	W-PIT9-3204	5/10/21		TNT	<	2		ug/L	
OU8	W-PIT9-3204	5/10/21		Tritium	<	100	56.9	pCi/L	
OU8	W-PIT9-3204	5/10/21		Field Oxidation Potential (Eh)		-212		mVolts	
OU8	W-PIT9-3204	5/10/21		Field pH		7.6		Units	
OU8	W-PIT9-3204	5/10/21		Field Specific Conductance		1773		umhos/cm	
OU8	W-PIT9-3204	5/10/21		Field Temperature		20.5		Degrees C	
OU8	W-PIT9-3204	5/10/21		Total Uranium (in activity)	<	0.062725	0.0017	pCi/L	
OU8	W-PIT9-3204	5/10/21		Total Uranium (in mass)		0.025	0.00037	ug/L	
OU8	W-PIT9-3204	5/10/21		Uranium 234 (in activity)	<	0.062	0.0017	pCi/L	
OU8	W-PIT9-3204	5/10/21		Uranium 235 (in activity)		0.0004	0.000014	pCi/L	
OU8	W-PIT9-3204	5/10/21		Uranium 235/238		0.00738	0.00024	atom/atom	
OU8	W-PIT9-3204	5/10/21		Uranium 236 (in activity)	<	0.00002		pCi/L	
OU8	W-PIT9-3204	5/10/21		Uranium 238 (in activity)		0.0083	0.000097	pCi/L	
OU8	W-PIT9-3204	5/10/21		Uranium 238 (in mass)		0.025	0.00029	ug/L	
OU8	W-PIT9-3204	5/10/21		Antimony	<	0.06		mg/L	
OU8	W-PIT9-3204	5/10/21		Arsenic		0.0061		mg/L	
OU8	W-PIT9-3204	5/10/21		Barium	<	0.01		mg/L	
OU8	W-PIT9-3204	5/10/21		Beryllium	<	0.002		mg/L	
OU8	W-PIT9-3204	5/10/21		Cadmium	<	0.005		mg/L	
OU8	W-PIT9-3204	5/10/21		Chromium	<	0.01		mg/L	
OU8	W-PIT9-3204	5/10/21		Cobalt	<	0.02		mg/L	
OU8	W-PIT9-3204	5/10/21		Copper	<	0.01		mg/L	
OU8	W-PIT9-3204	5/10/21		Lead	<	0.003		mg/L	
OU8	W-PIT9-3204	5/10/21		Mercury	<	0.0002		mg/L	
OU8	W-PIT9-3204	5/10/21		Molybdenum		0.024		mg/L	
OU8	W-PIT9-3204	5/10/21		Nickel	<	0.02		mg/L	
OU8	W-PIT9-3204	5/10/21		Selenium	<	0.005		mg/L	
OU8	W-PIT9-3204	5/10/21		Silver	<	0.005		mg/L	
OU8	W-PIT9-3204	5/10/21		Thallium	<	0.005		mg/L	
OU8	W-PIT9-3204	5/10/21		Vanadium	<	0.01		mg/L	
OU8	W-PIT9-3204	5/10/21		Zinc	<	0.02		mg/L	

Degrees C = Degrees Celsius.
mg/L = Milligrams per liter.
MPN/100mL = Most probable number per 100 milliliters.
mVolts = Millivolts.
NTU = Nephelometric turbidity units.
pCi/L = PicoCuries per liter.
µg/L = Micrograms per liter.
µmhos/cm = Micro ohms per centimeter.
< Indicates the measured value is less than the reporting limit.

Attachment 1. Table 1. Groundwater analytical data, Site 300, 2021.

OU	Location	Date	Sample Type	Parameter	LOS Indicator	Result	Error	Units	QA Flag

Data qualifier flags
B = Analyte found in method blank; sample results should be evaluated.
D = Analysis performed at a secondary dilution or concentration.
E = The analyte was detected below the LLNL reporting limit, but above the analytical laboratory minimum detection limit or activity.
F = Analyte found in field blank, trip blank, or equipment blank; sample results should be evaluated.
H = Sample analyzed outside of holding time; sample results should be evaluated.
I = Surrogate or tracer yield recoveries were outside of QC limits; sample results should be evaluated.
J = The analyte was positively identified; however, the associated numerical value is the approximate concentration or activity of the analyte in the sample.
L = Matrix spike recoveries not within control limits.
O = Matrix spike duplicate relative percent difference (RPD), sample duplicate RPD, or relative error ratio (RER) not within control limits.

Sample types
DUP = Duplicate sample.
REX = Resample.

Attachment 1. Table 2.

Soil vapor analytical data collected from wells, Site 300, 2021

Attachment 1. Table 2. Soil vapor analytical data collected from wells, Site 300, 2021.

OU	Location	Date	Sample Type	Parameter	LOS Indicator	Result	Units	QA Flag
OU1	W-7I	6/30/21		Benzene	<	0.005	PPM(V/V)	D
OU1	W-7I	6/30/21		Bromodichloromethane	<	0.005	PPM(V/V)	D
OU1	W-7I	6/30/21		Bromoform	<	0.005	PPM(V/V)	D
OU1	W-7I	6/30/21		Bromomethane	<	0.005	PPM(V/V)	D
OU1	W-7I	6/30/21		Carbon tetrachloride	<	0.005	PPM(V/V)	D
OU1	W-7I	6/30/21		Chlorobenzene	<	0.005	PPM(V/V)	D
OU1	W-7I	6/30/21		Chloroethane	<	0.005	PPM(V/V)	D
OU1	W-7I	6/30/21		Chloroform	<	0.005	PPM(V/V)	D
OU1	W-7I	6/30/21		Chloromethane	<	0.005	PPM(V/V)	D
OU1	W-7I	6/30/21		Dibromochloromethane	<	0.005	PPM(V/V)	D
OU1	W-7I	6/30/21		1,2-Dichlorobenzene	<	0.005	PPM(V/V)	D
OU1	W-7I	6/30/21		1,3-Dichlorobenzene	<	0.005	PPM(V/V)	D
OU1	W-7I	6/30/21		1,4-Dichlorobenzene	<	0.005	PPM(V/V)	D
OU1	W-7I	6/30/21		Dichlorodifluoromethane	<	0.005	PPM(V/V)	D
OU1	W-7I	6/30/21		1,1-Dichloroethane	<	0.005	PPM(V/V)	D
OU1	W-7I	6/30/21		1,2-Dichloroethane	<	0.005	PPM(V/V)	D
OU1	W-7I	6/30/21		1,1-Dichloroethene		0.12	PPM(V/V)	D
OU1	W-7I	6/30/21		cis-1,2-Dichloroethene		0.22	PPM(V/V)	D
OU1	W-7I	6/30/21		trans-1,2-Dichloroethene		0.0087	PPM(V/V)	D
OU1	W-7I	6/30/21		1,2-Dichloroethene (total)		0.22	PPM(V/V)	D
OU1	W-7I	6/30/21		1,2-Dichloropropane	<	0.005	PPM(V/V)	D
OU1	W-7I	6/30/21		cis-1,3-Dichloropropene	<	0.005	PPM(V/V)	D
OU1	W-7I	6/30/21		trans-1,3-Dichloropropene	<	0.005	PPM(V/V)	D
OU1	W-7I	6/30/21		Ethylbenzene	<	0.005	PPM(V/V)	D
OU1	W-7I	6/30/21		Ethylene Dibromide	<	0.005	PPM(V/V)	D
OU1	W-7I	6/30/21		Trichlorotrifluoroethane	<	0.005	PPM(V/V)	D
OU1	W-7I	6/30/21		1,2-Dichlorotetrafluoroethane	<	0.005	PPM(V/V)	D
OU1	W-7I	6/30/21		Isopropyl Alcohol	<	0.005	PPM(V/V)	D
OU1	W-7I	6/30/21		Methyl t-Butyl Ether	<	0.005	PPM(V/V)	D
OU1	W-7I	6/30/21		Methylene chloride	<	0.005	PPM(V/V)	D
OU1	W-7I	6/30/21		o-Xylene	<	0.005	PPM(V/V)	D
OU1	W-7I	6/30/21		1,1,2,2-Tetrachloroethane	<	0.005	PPM(V/V)	D
OU1	W-7I	6/30/21		Tetrachloroethene		0.57	PPM(V/V)	D
OU1	W-7I	6/30/21		Toluene	<	0.005	PPM(V/V)	D
OU1	W-7I	6/30/21		1,1,1-Trichloroethane	<	0.005	PPM(V/V)	D
OU1	W-7I	6/30/21		1,1,2-Trichloroethane	<	0.005	PPM(V/V)	D
OU1	W-7I	6/30/21		Trichloroethene		5.9	PPM(V/V)	D
OU1	W-7I	6/30/21		Trichlorofluoromethane	<	0.005	PPM(V/V)	D
OU1	W-7I	6/30/21		1,2,4-Trimethylbenzene	<	0.005	PPM(V/V)	D
OU1	W-7I	6/30/21		1,3,5-Trimethylbenzene	<	0.005	PPM(V/V)	D
OU1	W-7I	6/30/21		Vinyl chloride	<	0.005	PPM(V/V)	D
OU1	W-7I	6/30/21		m- and p-Xylene Isomers	<	0.005	PPM(V/V)	D
OU1	W-7I	9/1/21		Benzene	<	0.05	PPM(V/V)	D
OU1	W-7I	9/1/21		Bromodichloromethane	<	0.05	PPM(V/V)	D
OU1	W-7I	9/1/21		Bromoform	<	0.05	PPM(V/V)	D
OU1	W-7I	9/1/21		Bromomethane	<	0.05	PPM(V/V)	D
OU1	W-7I	9/1/21		Carbon tetrachloride	<	0.05	PPM(V/V)	D
OU1	W-7I	9/1/21		Chlorobenzene	<	0.05	PPM(V/V)	D
OU1	W-7I	9/1/21		Chloroethane	<	0.05	PPM(V/V)	D
OU1	W-7I	9/1/21		Chloroform	<	0.05	PPM(V/V)	D
OU1	W-7I	9/1/21		Chloromethane	<	0.05	PPM(V/V)	D
OU1	W-7I	9/1/21		Dibromochloromethane	<	0.05	PPM(V/V)	D
OU1	W-7I	9/1/21		1,2-Dichlorobenzene	<	0.05	PPM(V/V)	D
OU1	W-7I	9/1/21		1,3-Dichlorobenzene	<	0.05	PPM(V/V)	D
OU1	W-7I	9/1/21		1,4-Dichlorobenzene	<	0.05	PPM(V/V)	D
OU1	W-7I	9/1/21		Dichlorodifluoromethane	<	0.05	PPM(V/V)	D
OU1	W-7I	9/1/21		1,1-Dichloroethane	<	0.05	PPM(V/V)	D
OU1	W-7I	9/1/21		1,2-Dichloroethane	<	0.05	PPM(V/V)	D
OU1	W-7I	9/1/21		1,1-Dichloroethene	<	0.05	PPM(V/V)	D
OU1	W-7I	9/1/21		cis-1,2-Dichloroethene		0.077	PPM(V/V)	D
OU1	W-7I	9/1/21		trans-1,2-Dichloroethene	<	0.05	PPM(V/V)	D
OU1	W-7I	9/1/21		1,2-Dichloroethene (total)	<	0.1	PPM(V/V)	D
OU1	W-7I	9/1/21		1,2-Dichloropropane	<	0.05	PPM(V/V)	D
OU1	W-7I	9/1/21		cis-1,3-Dichloropropene	<	0.05	PPM(V/V)	D
OU1	W-7I	9/1/21		trans-1,3-Dichloropropene	<	0.05	PPM(V/V)	D
OU1	W-7I	9/1/21		Ethylbenzene	<	0.05	PPM(V/V)	D

Attachment 1. Table 2. Soil vapor analytical data collected from wells, Site 300, 2021.

OU	Location	Date	Sample Type	Parameter	LOS Indicator	Result	Units	QA Flag
OU1	W-7I	9/1/21		Ethylene Dibromide	<	0.05	PPM(V/V)	D
OU1	W-7I	9/1/21		Trichlorotrifluoroethane	<	0.05	PPM(V/V)	D
OU1	W-7I	9/1/21		1,2-Dichlorotetrafluoroethane	<	0.05	PPM(V/V)	D
OU1	W-7I	9/1/21		Isopropyl Alcohol	<	0.05	PPM(V/V)	D
OU1	W-7I	9/1/21		Methyl t-Butyl Ether	<	0.05	PPM(V/V)	D
OU1	W-7I	9/1/21		Methylene chloride	<	0.05	PPM(V/V)	D
OU1	W-7I	9/1/21		o-Xylene	<	0.05	PPM(V/V)	D
OU1	W-7I	9/1/21		1,1,2,2-Tetrachloroethane	<	0.05	PPM(V/V)	D
OU1	W-7I	9/1/21		Tetrachloroethene		0.11	PPM(V/V)	D
OU1	W-7I	9/1/21		Toluene	<	0.05	PPM(V/V)	D
OU1	W-7I	9/1/21		1,1,1-Trichloroethane	<	0.05	PPM(V/V)	D
OU1	W-7I	9/1/21		1,1,2-Trichloroethane	<	0.05	PPM(V/V)	D
OU1	W-7I	9/1/21		Trichloroethene		1.2	PPM(V/V)	D
OU1	W-7I	9/1/21		Trichlorofluoromethane	<	0.05	PPM(V/V)	D
OU1	W-7I	9/1/21		1,2,4-Trimethylbenzene	<	0.05	PPM(V/V)	D
OU1	W-7I	9/1/21		1,3,5-Trimethylbenzene	<	0.05	PPM(V/V)	D
OU1	W-7I	9/1/21		Vinyl chloride	<	0.05	PPM(V/V)	D
OU1	W-7I	9/1/21		m- and p-Xylene Isomers	<	0.05	PPM(V/V)	D
OU1	W-7I	10/5/21		Benzene	<	0.05	PPM(V/V)	D
OU1	W-7I	10/5/21		Bromodichloromethane	<	0.05	PPM(V/V)	D
OU1	W-7I	10/5/21		Bromoform	<	0.05	PPM(V/V)	D
OU1	W-7I	10/5/21		Bromomethane	<	0.05	PPM(V/V)	D
OU1	W-7I	10/5/21		Carbon tetrachloride	<	0.05	PPM(V/V)	D
OU1	W-7I	10/5/21		Chlorobenzene	<	0.05	PPM(V/V)	D
OU1	W-7I	10/5/21		Chloroethane	<	0.05	PPM(V/V)	D
OU1	W-7I	10/5/21		Chloroform	<	0.05	PPM(V/V)	D
OU1	W-7I	10/5/21		Chloromethane	<	0.05	PPM(V/V)	D
OU1	W-7I	10/5/21		Dibromochloromethane	<	0.05	PPM(V/V)	D
OU1	W-7I	10/5/21		1,2-Dichlorobenzene	<	0.05	PPM(V/V)	D
OU1	W-7I	10/5/21		1,3-Dichlorobenzene	<	0.05	PPM(V/V)	D
OU1	W-7I	10/5/21		1,4-Dichlorobenzene	<	0.05	PPM(V/V)	D
OU1	W-7I	10/5/21		Dichlorodifluoromethane	<	0.05	PPM(V/V)	D
OU1	W-7I	10/5/21		1,1-Dichloroethane	<	0.05	PPM(V/V)	D
OU1	W-7I	10/5/21		1,2-Dichloroethane	<	0.05	PPM(V/V)	D
OU1	W-7I	10/5/21		1,1-Dichloroethene		0.071	PPM(V/V)	D
OU1	W-7I	10/5/21		cis-1,2-Dichloroethene		0.18	PPM(V/V)	D
OU1	W-7I	10/5/21		trans-1,2-Dichloroethene	<	0.05	PPM(V/V)	D
OU1	W-7I	10/5/21		1,2-Dichloroethene (total)		0.18	PPM(V/V)	D
OU1	W-7I	10/5/21		1,2-Dichloropropane	<	0.05	PPM(V/V)	D
OU1	W-7I	10/5/21		cis-1,3-Dichloropropene	<	0.05	PPM(V/V)	D
OU1	W-7I	10/5/21		trans-1,3-Dichloropropene	<	0.05	PPM(V/V)	D
OU1	W-7I	10/5/21		Ethylbenzene	<	0.05	PPM(V/V)	D
OU1	W-7I	10/5/21		Ethylene Dibromide	<	0.05	PPM(V/V)	D
OU1	W-7I	10/5/21		Trichlorotrifluoroethane	<	0.05	PPM(V/V)	D
OU1	W-7I	10/5/21		1,2-Dichlorotetrafluoroethane	<	0.05	PPM(V/V)	D
OU1	W-7I	10/5/21		Isopropyl Alcohol	<	0.05	PPM(V/V)	D
OU1	W-7I	10/5/21		Methyl t-Butyl Ether	<	0.05	PPM(V/V)	D
OU1	W-7I	10/5/21		Methylene chloride	<	0.05	PPM(V/V)	D
OU1	W-7I	10/5/21		o-Xylene	<	0.05	PPM(V/V)	D
OU1	W-7I	10/5/21		1,1,2,2-Tetrachloroethane	<	0.05	PPM(V/V)	D
OU1	W-7I	10/5/21		Tetrachloroethene		0.42	PPM(V/V)	D
OU1	W-7I	10/5/21		Toluene	<	0.05	PPM(V/V)	D
OU1	W-7I	10/5/21		1,1,1-Trichloroethane	<	0.05	PPM(V/V)	D
OU1	W-7I	10/5/21		1,1,2-Trichloroethane	<	0.05	PPM(V/V)	D
OU1	W-7I	10/5/21		Trichloroethene		3.3	PPM(V/V)	D
OU1	W-7I	10/5/21		Trichlorofluoromethane	<	0.05	PPM(V/V)	D
OU1	W-7I	10/5/21		1,2,4-Trimethylbenzene	<	0.05	PPM(V/V)	D
OU1	W-7I	10/5/21		1,3,5-Trimethylbenzene	<	0.05	PPM(V/V)	D
OU1	W-7I	10/5/21		Vinyl chloride	<	0.05	PPM(V/V)	D
OU1	W-7I	10/5/21		m- and p-Xylene Isomers	<	0.05	PPM(V/V)	D
OU1	W-875-07	1/4/21		Benzene	<	0.005	PPM(V/V)	D
OU1	W-875-07	1/4/21		Bromodichloromethane	<	0.005	PPM(V/V)	D
OU1	W-875-07	1/4/21		Bromoform	<	0.005	PPM(V/V)	D
OU1	W-875-07	1/4/21		Bromomethane	<	0.005	PPM(V/V)	D
OU1	W-875-07	1/4/21		Carbon tetrachloride	<	0.005	PPM(V/V)	D
OU1	W-875-07	1/4/21		Chlorobenzene	<	0.005	PPM(V/V)	D

Attachment 1. Table 2. Soil vapor analytical data collected from wells, Site 300, 2021.

OU	Location	Date	Sample Type	Parameter	LOS Indicator	Result	Units	QA Flag
OU1	W-875-07	1/4/21		Chloroethane	<	0.005	PPM(V/V)	D
OU1	W-875-07	1/4/21		Chloroform	<	0.005	PPM(V/V)	D
OU1	W-875-07	1/4/21		Chloromethane	<	0.005	PPM(V/V)	D
OU1	W-875-07	1/4/21		Dibromochloromethane	<	0.005	PPM(V/V)	D
OU1	W-875-07	1/4/21		1,2-Dichlorobenzene	<	0.005	PPM(V/V)	D
OU1	W-875-07	1/4/21		1,3-Dichlorobenzene	<	0.005	PPM(V/V)	D
OU1	W-875-07	1/4/21		1,4-Dichlorobenzene	<	0.005	PPM(V/V)	D
OU1	W-875-07	1/4/21		Dichlorodifluoromethane	<	0.005	PPM(V/V)	D
OU1	W-875-07	1/4/21		1,1-Dichloroethane	<	0.005	PPM(V/V)	D
OU1	W-875-07	1/4/21		1,2-Dichloroethane	<	0.005	PPM(V/V)	D
OU1	W-875-07	1/4/21		1,1-Dichloroethene	<	0.005	PPM(V/V)	D
OU1	W-875-07	1/4/21		cis-1,2-Dichloroethene	<	0.005	PPM(V/V)	D
OU1	W-875-07	1/4/21		trans-1,2-Dichloroethene	<	0.005	PPM(V/V)	D
OU1	W-875-07	1/4/21		1,2-Dichloroethene (total)	<	0.01	PPM(V/V)	D
OU1	W-875-07	1/4/21		1,2-Dichloropropane	<	0.005	PPM(V/V)	D
OU1	W-875-07	1/4/21		cis-1,3-Dichloropropene	<	0.005	PPM(V/V)	D
OU1	W-875-07	1/4/21		trans-1,3-Dichloropropene	<	0.005	PPM(V/V)	D
OU1	W-875-07	1/4/21		Ethylbenzene	<	0.005	PPM(V/V)	D
OU1	W-875-07	1/4/21		Ethylene Dibromide	<	0.005	PPM(V/V)	D
OU1	W-875-07	1/4/21		Trichlorotrifluoroethane	<	0.005	PPM(V/V)	D
OU1	W-875-07	1/4/21		1,2-Dichlorotetrafluoroethane	<	0.005	PPM(V/V)	D
OU1	W-875-07	1/4/21		Isopropyl Alcohol	<	0.005	PPM(V/V)	D
OU1	W-875-07	1/4/21		Methyl t-Butyl Ether	<	0.005	PPM(V/V)	D
OU1	W-875-07	1/4/21		Methylene chloride	<	0.005	PPM(V/V)	D
OU1	W-875-07	1/4/21		o-Xylene	<	0.005	PPM(V/V)	D
OU1	W-875-07	1/4/21		1,1,2,2-Tetrachloroethane	<	0.005	PPM(V/V)	D
OU1	W-875-07	1/4/21		Tetrachloroethene		0.028	PPM(V/V)	D
OU1	W-875-07	1/4/21		Toluene	<	0.005	PPM(V/V)	D
OU1	W-875-07	1/4/21		1,1,1-Trichloroethane	<	0.005	PPM(V/V)	D
OU1	W-875-07	1/4/21		1,1,2-Trichloroethane	<	0.005	PPM(V/V)	D
OU1	W-875-07	1/4/21		Trichloroethene		0.19	PPM(V/V)	D
OU1	W-875-07	1/4/21		Trichlorofluoromethane	<	0.005	PPM(V/V)	D
OU1	W-875-07	1/4/21		1,2,4-Trimethylbenzene	<	0.005	PPM(V/V)	D
OU1	W-875-07	1/4/21		1,3,5-Trimethylbenzene	<	0.005	PPM(V/V)	D
OU1	W-875-07	1/4/21		Vinyl chloride	<	0.005	PPM(V/V)	D
OU1	W-875-07	1/4/21		m- and p-Xylene Isomers	<	0.005	PPM(V/V)	D
OU1	W-875-07	4/1/21		Benzene	<	0.005	PPM(V/V)	D
OU1	W-875-07	4/1/21		Bromodichloromethane	<	0.005	PPM(V/V)	D
OU1	W-875-07	4/1/21		Bromoform	<	0.005	PPM(V/V)	D
OU1	W-875-07	4/1/21		Bromomethane	<	0.005	PPM(V/V)	D
OU1	W-875-07	4/1/21		Carbon tetrachloride	<	0.005	PPM(V/V)	D
OU1	W-875-07	4/1/21		Chlorobenzene	<	0.005	PPM(V/V)	D
OU1	W-875-07	4/1/21		Chloroethane	<	0.005	PPM(V/V)	D
OU1	W-875-07	4/1/21		Chloroform	<	0.005	PPM(V/V)	D
OU1	W-875-07	4/1/21		Chloromethane	<	0.005	PPM(V/V)	D
OU1	W-875-07	4/1/21		Dibromochloromethane	<	0.005	PPM(V/V)	D
OU1	W-875-07	4/1/21		1,2-Dichlorobenzene	<	0.005	PPM(V/V)	D
OU1	W-875-07	4/1/21		1,3-Dichlorobenzene	<	0.005	PPM(V/V)	D
OU1	W-875-07	4/1/21		1,4-Dichlorobenzene	<	0.005	PPM(V/V)	D
OU1	W-875-07	4/1/21		Dichlorodifluoromethane	<	0.005	PPM(V/V)	D
OU1	W-875-07	4/1/21		1,1-Dichloroethane	<	0.005	PPM(V/V)	D
OU1	W-875-07	4/1/21		1,2-Dichloroethane	<	0.005	PPM(V/V)	D
OU1	W-875-07	4/1/21		1,1-Dichloroethene	<	0.005	PPM(V/V)	D
OU1	W-875-07	4/1/21		cis-1,2-Dichloroethene	<	0.005	PPM(V/V)	D
OU1	W-875-07	4/1/21		trans-1,2-Dichloroethene	<	0.005	PPM(V/V)	D
OU1	W-875-07	4/1/21		1,2-Dichloroethene (total)	<	0.01	PPM(V/V)	D
OU1	W-875-07	4/1/21		1,2-Dichloropropane	<	0.005	PPM(V/V)	D
OU1	W-875-07	4/1/21		cis-1,3-Dichloropropene	<	0.005	PPM(V/V)	D
OU1	W-875-07	4/1/21		trans-1,3-Dichloropropene	<	0.005	PPM(V/V)	D
OU1	W-875-07	4/1/21		Ethylbenzene	<	0.005	PPM(V/V)	D
OU1	W-875-07	4/1/21		Ethylene Dibromide	<	0.005	PPM(V/V)	D
OU1	W-875-07	4/1/21		Trichlorotrifluoroethane	<	0.005	PPM(V/V)	D
OU1	W-875-07	4/1/21		1,2-Dichlorotetrafluoroethane	<	0.005	PPM(V/V)	D
OU1	W-875-07	4/1/21		Isopropyl Alcohol	<	0.005	PPM(V/V)	D
OU1	W-875-07	4/1/21		Methyl t-Butyl Ether	<	0.005	PPM(V/V)	D
OU1	W-875-07	4/1/21		Methylene chloride	<	0.005	PPM(V/V)	D

Attachment 1. Table 2. Soil vapor analytical data collected from wells, Site 300, 2021.

OU	Location	Date	Sample Type	Parameter	LOS Indicator	Result	Units	QA Flag
OU1	W-875-07	4/1/21		o-Xylene	<	0.005	PPM(V/V)	D
OU1	W-875-07	4/1/21		1,1,2,2-Tetrachloroethane	<	0.005	PPM(V/V)	D
OU1	W-875-07	4/1/21		Tetrachloroethene		0.018	PPM(V/V)	D
OU1	W-875-07	4/1/21		Toluene	<	0.005	PPM(V/V)	D
OU1	W-875-07	4/1/21		1,1,1-Trichloroethane	<	0.005	PPM(V/V)	D
OU1	W-875-07	4/1/21		1,1,2-Trichloroethane	<	0.005	PPM(V/V)	D
OU1	W-875-07	4/1/21		Trichloroethene		0.1	PPM(V/V)	D
OU1	W-875-07	4/1/21		Trichlorofluoromethane	<	0.005	PPM(V/V)	D
OU1	W-875-07	4/1/21		1,2,4-Trimethylbenzene	<	0.005	PPM(V/V)	D
OU1	W-875-07	4/1/21		1,3,5-Trimethylbenzene	<	0.005	PPM(V/V)	D
OU1	W-875-07	4/1/21		Vinyl chloride	<	0.005	PPM(V/V)	D
OU1	W-875-07	4/1/21		m- and p-Xylene Isomers	<	0.005	PPM(V/V)	D
OU1	W-875-07	9/1/21		Benzene	<	0.05	PPM(V/V)	D
OU1	W-875-07	9/1/21		Bromodichloromethane	<	0.05	PPM(V/V)	D
OU1	W-875-07	9/1/21		Bromoform	<	0.05	PPM(V/V)	D
OU1	W-875-07	9/1/21		Bromomethane	<	0.05	PPM(V/V)	D
OU1	W-875-07	9/1/21		Carbon tetrachloride	<	0.05	PPM(V/V)	D
OU1	W-875-07	9/1/21		Chlorobenzene	<	0.05	PPM(V/V)	D
OU1	W-875-07	9/1/21		Chloroethane	<	0.05	PPM(V/V)	D
OU1	W-875-07	9/1/21		Chloroform	<	0.05	PPM(V/V)	D
OU1	W-875-07	9/1/21		Chloromethane	<	0.05	PPM(V/V)	D
OU1	W-875-07	9/1/21		Dibromochloromethane	<	0.05	PPM(V/V)	D
OU1	W-875-07	9/1/21		1,2-Dichlorobenzene	<	0.05	PPM(V/V)	D
OU1	W-875-07	9/1/21		1,3-Dichlorobenzene	<	0.05	PPM(V/V)	D
OU1	W-875-07	9/1/21		1,4-Dichlorobenzene	<	0.05	PPM(V/V)	D
OU1	W-875-07	9/1/21		Dichlorodifluoromethane	<	0.05	PPM(V/V)	D
OU1	W-875-07	9/1/21		1,1-Dichloroethane	<	0.05	PPM(V/V)	D
OU1	W-875-07	9/1/21		1,2-Dichloroethane	<	0.05	PPM(V/V)	D
OU1	W-875-07	9/1/21		1,1-Dichloroethene	<	0.05	PPM(V/V)	D
OU1	W-875-07	9/1/21		cis-1,2-Dichloroethene	<	0.05	PPM(V/V)	D
OU1	W-875-07	9/1/21		trans-1,2-Dichloroethene	<	0.05	PPM(V/V)	D
OU1	W-875-07	9/1/21		1,2-Dichloroethene (total)	<	0.1	PPM(V/V)	D
OU1	W-875-07	9/1/21		1,2-Dichloropropane	<	0.05	PPM(V/V)	D
OU1	W-875-07	9/1/21		cis-1,3-Dichloropropene	<	0.05	PPM(V/V)	D
OU1	W-875-07	9/1/21		trans-1,3-Dichloropropene	<	0.05	PPM(V/V)	D
OU1	W-875-07	9/1/21		Ethylbenzene	<	0.05	PPM(V/V)	D
OU1	W-875-07	9/1/21		Ethylene Dibromide	<	0.05	PPM(V/V)	D
OU1	W-875-07	9/1/21		Trichlorotrifluoroethane	<	0.05	PPM(V/V)	D
OU1	W-875-07	9/1/21		1,2-Dichlorotetrafluoroethane	<	0.05	PPM(V/V)	D
OU1	W-875-07	9/1/21		Isopropyl Alcohol	<	0.05	PPM(V/V)	D
OU1	W-875-07	9/1/21		Methyl t-Butyl Ether	<	0.05	PPM(V/V)	D
OU1	W-875-07	9/1/21		Methylene chloride	<	0.05	PPM(V/V)	D
OU1	W-875-07	9/1/21		o-Xylene	<	0.05	PPM(V/V)	D
OU1	W-875-07	9/1/21		1,1,2,2-Tetrachloroethane	<	0.05	PPM(V/V)	D
OU1	W-875-07	9/1/21		Tetrachloroethene		0.096	PPM(V/V)	D
OU1	W-875-07	9/1/21		Toluene	<	0.05	PPM(V/V)	D
OU1	W-875-07	9/1/21		1,1,1-Trichloroethane	<	0.05	PPM(V/V)	D
OU1	W-875-07	9/1/21		1,1,2-Trichloroethane	<	0.05	PPM(V/V)	D
OU1	W-875-07	9/1/21		Trichloroethene		0.68	PPM(V/V)	D
OU1	W-875-07	9/1/21		Trichlorofluoromethane	<	0.05	PPM(V/V)	D
OU1	W-875-07	9/1/21		1,2,4-Trimethylbenzene	<	0.05	PPM(V/V)	D
OU1	W-875-07	9/1/21		1,3,5-Trimethylbenzene	<	0.05	PPM(V/V)	D
OU1	W-875-07	9/1/21		Vinyl chloride	<	0.05	PPM(V/V)	D
OU1	W-875-07	9/1/21		m- and p-Xylene Isomers	<	0.05	PPM(V/V)	D
OU1	W-875-07	10/5/21		Benzene	<	0.05	PPM(V/V)	D
OU1	W-875-07	10/5/21		Bromodichloromethane	<	0.05	PPM(V/V)	D
OU1	W-875-07	10/5/21		Bromoform	<	0.05	PPM(V/V)	D
OU1	W-875-07	10/5/21		Bromomethane	<	0.05	PPM(V/V)	D
OU1	W-875-07	10/5/21		Carbon tetrachloride	<	0.05	PPM(V/V)	D
OU1	W-875-07	10/5/21		Chlorobenzene	<	0.05	PPM(V/V)	D
OU1	W-875-07	10/5/21		Chloroethane	<	0.05	PPM(V/V)	D
OU1	W-875-07	10/5/21		Chloroform	<	0.05	PPM(V/V)	D
OU1	W-875-07	10/5/21		Chloromethane	<	0.05	PPM(V/V)	D
OU1	W-875-07	10/5/21		Dibromochloromethane	<	0.05	PPM(V/V)	D
OU1	W-875-07	10/5/21		1,2-Dichlorobenzene	<	0.05	PPM(V/V)	D
OU1	W-875-07	10/5/21		1,3-Dichlorobenzene	<	0.05	PPM(V/V)	D

Attachment 1. Table 2. Soil vapor analytical data collected from wells, Site 300, 2021.

OU	Location	Date	Sample Type	Parameter	LOS Indicator	Result	Units	QA Flag
OU1	W-875-07	10/5/21		1,4-Dichlorobenzene	<	0.05	PPM(V/V)	D
OU1	W-875-07	10/5/21		Dichlorodifluoromethane	<	0.05	PPM(V/V)	D
OU1	W-875-07	10/5/21		1,1-Dichloroethane	<	0.05	PPM(V/V)	D
OU1	W-875-07	10/5/21		1,2-Dichloroethane	<	0.05	PPM(V/V)	D
OU1	W-875-07	10/5/21		1,1-Dichloroethene	<	0.05	PPM(V/V)	D
OU1	W-875-07	10/5/21		cis-1,2-Dichloroethene	<	0.05	PPM(V/V)	D
OU1	W-875-07	10/5/21		trans-1,2-Dichloroethene	<	0.05	PPM(V/V)	D
OU1	W-875-07	10/5/21		1,2-Dichloroethene (total)	<	0.1	PPM(V/V)	D
OU1	W-875-07	10/5/21		1,2-Dichloropropane	<	0.05	PPM(V/V)	D
OU1	W-875-07	10/5/21		cis-1,3-Dichloropropene	<	0.05	PPM(V/V)	D
OU1	W-875-07	10/5/21		trans-1,3-Dichloropropene	<	0.05	PPM(V/V)	D
OU1	W-875-07	10/5/21		Ethylbenzene	<	0.05	PPM(V/V)	D
OU1	W-875-07	10/5/21		Ethylene Dibromide	<	0.05	PPM(V/V)	D
OU1	W-875-07	10/5/21		Trichlorotrifluoroethane	<	0.05	PPM(V/V)	D
OU1	W-875-07	10/5/21		1,2-Dichlorotetrafluoroethane	<	0.05	PPM(V/V)	D
OU1	W-875-07	10/5/21		Isopropyl Alcohol	<	0.05	PPM(V/V)	D
OU1	W-875-07	10/5/21		Methyl t-Butyl Ether	<	0.05	PPM(V/V)	D
OU1	W-875-07	10/5/21		Methylene chloride	<	0.05	PPM(V/V)	D
OU1	W-875-07	10/5/21		o-Xylene	<	0.05	PPM(V/V)	D
OU1	W-875-07	10/5/21		1,1,2,2-Tetrachloroethane	<	0.05	PPM(V/V)	D
OU1	W-875-07	10/5/21		Tetrachloroethene		0.081	PPM(V/V)	D
OU1	W-875-07	10/5/21		Toluene	<	0.05	PPM(V/V)	D
OU1	W-875-07	10/5/21		1,1,1-Trichloroethane	<	0.05	PPM(V/V)	D
OU1	W-875-07	10/5/21		1,1,2-Trichloroethane	<	0.05	PPM(V/V)	D
OU1	W-875-07	10/5/21		Trichloroethene		0.57	PPM(V/V)	D
OU1	W-875-07	10/5/21		Trichlorofluoromethane	<	0.05	PPM(V/V)	D
OU1	W-875-07	10/5/21		1,2,4-Trimethylbenzene	<	0.05	PPM(V/V)	D
OU1	W-875-07	10/5/21		1,3,5-Trimethylbenzene	<	0.05	PPM(V/V)	D
OU1	W-875-07	10/5/21		Vinyl chloride	<	0.05	PPM(V/V)	D
OU1	W-875-07	10/5/21		m- and p-Xylene Isomers	<	0.05	PPM(V/V)	D
OU1	W-875-08	1/4/21		Benzene	<	0.005	PPM(V/V)	D
OU1	W-875-08	1/4/21		Bromodichloromethane	<	0.005	PPM(V/V)	D
OU1	W-875-08	1/4/21		Bromoform	<	0.005	PPM(V/V)	D
OU1	W-875-08	1/4/21		Bromomethane	<	0.005	PPM(V/V)	D
OU1	W-875-08	1/4/21		Carbon tetrachloride	<	0.005	PPM(V/V)	D
OU1	W-875-08	1/4/21		Chlorobenzene	<	0.005	PPM(V/V)	D
OU1	W-875-08	1/4/21		Chloroethane	<	0.005	PPM(V/V)	D
OU1	W-875-08	1/4/21		Chloroform	<	0.005	PPM(V/V)	D
OU1	W-875-08	1/4/21		Chloromethane	<	0.005	PPM(V/V)	D
OU1	W-875-08	1/4/21		Dibromochloromethane	<	0.005	PPM(V/V)	D
OU1	W-875-08	1/4/21		1,2-Dichlorobenzene	<	0.005	PPM(V/V)	D
OU1	W-875-08	1/4/21		1,3-Dichlorobenzene	<	0.005	PPM(V/V)	D
OU1	W-875-08	1/4/21		1,4-Dichlorobenzene	<	0.005	PPM(V/V)	D
OU1	W-875-08	1/4/21		Dichlorodifluoromethane	<	0.005	PPM(V/V)	D
OU1	W-875-08	1/4/21		1,1-Dichloroethane	<	0.005	PPM(V/V)	D
OU1	W-875-08	1/4/21		1,2-Dichloroethane	<	0.005	PPM(V/V)	D
OU1	W-875-08	1/4/21		1,1-Dichloroethene	<	0.005	PPM(V/V)	D
OU1	W-875-08	1/4/21		cis-1,2-Dichloroethene	<	0.005	PPM(V/V)	D
OU1	W-875-08	1/4/21		trans-1,2-Dichloroethene	<	0.005	PPM(V/V)	D
OU1	W-875-08	1/4/21		1,2-Dichloroethene (total)	<	0.01	PPM(V/V)	D
OU1	W-875-08	1/4/21		1,2-Dichloropropane	<	0.005	PPM(V/V)	D
OU1	W-875-08	1/4/21		cis-1,3-Dichloropropene	<	0.005	PPM(V/V)	D
OU1	W-875-08	1/4/21		trans-1,3-Dichloropropene	<	0.005	PPM(V/V)	D
OU1	W-875-08	1/4/21		Ethylbenzene	<	0.005	PPM(V/V)	D
OU1	W-875-08	1/4/21		Ethylene Dibromide	<	0.005	PPM(V/V)	D
OU1	W-875-08	1/4/21		Trichlorotrifluoroethane	<	0.005	PPM(V/V)	D
OU1	W-875-08	1/4/21		1,2-Dichlorotetrafluoroethane	<	0.005	PPM(V/V)	D
OU1	W-875-08	1/4/21		Isopropyl Alcohol	<	0.005	PPM(V/V)	D
OU1	W-875-08	1/4/21		Methyl t-Butyl Ether	<	0.005	PPM(V/V)	D
OU1	W-875-08	1/4/21		Methylene chloride	<	0.005	PPM(V/V)	D
OU1	W-875-08	1/4/21		o-Xylene	<	0.005	PPM(V/V)	D
OU1	W-875-08	1/4/21		1,1,2,2-Tetrachloroethane	<	0.005	PPM(V/V)	D
OU1	W-875-08	1/4/21		Tetrachloroethene	<	0.005	PPM(V/V)	D
OU1	W-875-08	1/4/21		Toluene	<	0.005	PPM(V/V)	D
OU1	W-875-08	1/4/21		1,1,1-Trichloroethane	<	0.005	PPM(V/V)	D
OU1	W-875-08	1/4/21		1,1,2-Trichloroethane	<	0.005	PPM(V/V)	D

Attachment 1. Table 2. Soil vapor analytical data collected from wells, Site 300, 2021.

OU	Location	Date	Sample Type	Parameter	LOS Indicator	Result	Units	QA Flag
OU1	W-875-08	1/4/21		Trichloroethene		0.032	PPM(V/V)	D
OU1	W-875-08	1/4/21		Trichlorofluoromethane	<	0.005	PPM(V/V)	D
OU1	W-875-08	1/4/21		1,2,4-Trimethylbenzene	<	0.005	PPM(V/V)	D
OU1	W-875-08	1/4/21		1,3,5-Trimethylbenzene	<	0.005	PPM(V/V)	D
OU1	W-875-08	1/4/21		Vinyl chloride	<	0.005	PPM(V/V)	D
OU1	W-875-08	1/4/21		m- and p-Xylene Isomers	<	0.005	PPM(V/V)	D
OU1	W-875-08	4/1/21		Benzene	<	0.005	PPM(V/V)	D
OU1	W-875-08	4/1/21		Bromodichloromethane	<	0.005	PPM(V/V)	D
OU1	W-875-08	4/1/21		Bromoform	<	0.005	PPM(V/V)	D
OU1	W-875-08	4/1/21		Bromomethane	<	0.005	PPM(V/V)	D
OU1	W-875-08	4/1/21		Carbon tetrachloride	<	0.005	PPM(V/V)	D
OU1	W-875-08	4/1/21		Chlorobenzene	<	0.005	PPM(V/V)	D
OU1	W-875-08	4/1/21		Chloroethane	<	0.005	PPM(V/V)	D
OU1	W-875-08	4/1/21		Chloroform	<	0.005	PPM(V/V)	D
OU1	W-875-08	4/1/21		Chloromethane	<	0.005	PPM(V/V)	D
OU1	W-875-08	4/1/21		Dibromochloromethane	<	0.005	PPM(V/V)	D
OU1	W-875-08	4/1/21		1,2-Dichlorobenzene	<	0.005	PPM(V/V)	D
OU1	W-875-08	4/1/21		1,3-Dichlorobenzene	<	0.005	PPM(V/V)	D
OU1	W-875-08	4/1/21		1,4-Dichlorobenzene	<	0.005	PPM(V/V)	D
OU1	W-875-08	4/1/21		Dichlorodifluoromethane	<	0.005	PPM(V/V)	D
OU1	W-875-08	4/1/21		1,1-Dichloroethane	<	0.005	PPM(V/V)	D
OU1	W-875-08	4/1/21		1,2-Dichloroethane	<	0.005	PPM(V/V)	D
OU1	W-875-08	4/1/21		1,1-Dichloroethene	<	0.005	PPM(V/V)	D
OU1	W-875-08	4/1/21		cis-1,2-Dichloroethene	<	0.005	PPM(V/V)	D
OU1	W-875-08	4/1/21		trans-1,2-Dichloroethene	<	0.005	PPM(V/V)	D
OU1	W-875-08	4/1/21		1,2-Dichloroethene (total)	<	0.01	PPM(V/V)	D
OU1	W-875-08	4/1/21		1,2-Dichloropropane	<	0.005	PPM(V/V)	D
OU1	W-875-08	4/1/21		cis-1,3-Dichloropropene	<	0.005	PPM(V/V)	D
OU1	W-875-08	4/1/21		trans-1,3-Dichloropropene	<	0.005	PPM(V/V)	D
OU1	W-875-08	4/1/21		Ethylbenzene	<	0.005	PPM(V/V)	D
OU1	W-875-08	4/1/21		Ethylene Dibromide	<	0.005	PPM(V/V)	D
OU1	W-875-08	4/1/21		Trichlorotrifluoroethane	<	0.005	PPM(V/V)	D
OU1	W-875-08	4/1/21		1,2-Dichlorotetrafluoroethane	<	0.005	PPM(V/V)	D
OU1	W-875-08	4/1/21		Isopropyl Alcohol	<	0.005	PPM(V/V)	D
OU1	W-875-08	4/1/21		Methyl t-Butyl Ether	<	0.005	PPM(V/V)	D
OU1	W-875-08	4/1/21		Methylene chloride	<	0.005	PPM(V/V)	D
OU1	W-875-08	4/1/21		o-Xylene	<	0.005	PPM(V/V)	D
OU1	W-875-08	4/1/21		1,1,2,2-Tetrachloroethane	<	0.005	PPM(V/V)	D
OU1	W-875-08	4/1/21		Tetrachloroethene	<	0.005	PPM(V/V)	D
OU1	W-875-08	4/1/21		Toluene	<	0.005	PPM(V/V)	D
OU1	W-875-08	4/1/21		1,1,1-Trichloroethane	<	0.005	PPM(V/V)	D
OU1	W-875-08	4/1/21		1,1,2-Trichloroethane	<	0.005	PPM(V/V)	D
OU1	W-875-08	4/1/21		Trichloroethene		0.019	PPM(V/V)	D
OU1	W-875-08	4/1/21		Trichlorofluoromethane	<	0.005	PPM(V/V)	D
OU1	W-875-08	4/1/21		1,2,4-Trimethylbenzene	<	0.005	PPM(V/V)	D
OU1	W-875-08	4/1/21		1,3,5-Trimethylbenzene	<	0.005	PPM(V/V)	D
OU1	W-875-08	4/1/21		Vinyl chloride	<	0.005	PPM(V/V)	D
OU1	W-875-08	4/1/21		m- and p-Xylene Isomers	<	0.005	PPM(V/V)	D
OU1	W-875-08	9/1/21		Benzene	<	0.005	PPM(V/V)	D
OU1	W-875-08	9/1/21		Bromodichloromethane	<	0.005	PPM(V/V)	D
OU1	W-875-08	9/1/21		Bromoform	<	0.005	PPM(V/V)	D
OU1	W-875-08	9/1/21		Bromomethane	<	0.005	PPM(V/V)	D
OU1	W-875-08	9/1/21		Carbon tetrachloride	<	0.005	PPM(V/V)	D
OU1	W-875-08	9/1/21		Chlorobenzene	<	0.005	PPM(V/V)	D
OU1	W-875-08	9/1/21		Chloroethane	<	0.005	PPM(V/V)	D
OU1	W-875-08	9/1/21		Chloroform	<	0.005	PPM(V/V)	D
OU1	W-875-08	9/1/21		Chloromethane	<	0.005	PPM(V/V)	D
OU1	W-875-08	9/1/21		Dibromochloromethane	<	0.005	PPM(V/V)	D
OU1	W-875-08	9/1/21		1,2-Dichlorobenzene	<	0.005	PPM(V/V)	D
OU1	W-875-08	9/1/21		1,3-Dichlorobenzene	<	0.005	PPM(V/V)	D
OU1	W-875-08	9/1/21		1,4-Dichlorobenzene	<	0.005	PPM(V/V)	D
OU1	W-875-08	9/1/21		Dichlorodifluoromethane	<	0.005	PPM(V/V)	D
OU1	W-875-08	9/1/21		1,1-Dichloroethane	<	0.005	PPM(V/V)	D
OU1	W-875-08	9/1/21		1,2-Dichloroethane	<	0.005	PPM(V/V)	D
OU1	W-875-08	9/1/21		1,1-Dichloroethene	<	0.005	PPM(V/V)	D
OU1	W-875-08	9/1/21		cis-1,2-Dichloroethene		0.0092	PPM(V/V)	D

Attachment 1. Table 2. Soil vapor analytical data collected from wells, Site 300, 2021.

OU	Location	Date	Sample Type	Parameter	LOS Indicator	Result	Units	QA Flag
OU1	W-875-08	9/1/21		trans-1,2-Dichloroethene	<	0.005	PPM(V/V)	D
OU1	W-875-08	9/1/21		1,2-Dichloroethene (total)	<	0.01	PPM(V/V)	D
OU1	W-875-08	9/1/21		1,2-Dichloropropane	<	0.005	PPM(V/V)	D
OU1	W-875-08	9/1/21		cis-1,3-Dichloropropene	<	0.005	PPM(V/V)	D
OU1	W-875-08	9/1/21		trans-1,3-Dichloropropene	<	0.005	PPM(V/V)	D
OU1	W-875-08	9/1/21		Ethylbenzene	<	0.005	PPM(V/V)	D
OU1	W-875-08	9/1/21		Ethylene Dibromide	<	0.005	PPM(V/V)	D
OU1	W-875-08	9/1/21		Trichlorotrifluoroethane	<	0.005	PPM(V/V)	D
OU1	W-875-08	9/1/21		1,2-Dichlorotetrafluoroethane	<	0.005	PPM(V/V)	D
OU1	W-875-08	9/1/21		Isopropyl Alcohol	<	0.005	PPM(V/V)	D
OU1	W-875-08	9/1/21		Methyl t-Butyl Ether	<	0.005	PPM(V/V)	D
OU1	W-875-08	9/1/21		Methylene chloride	<	0.005	PPM(V/V)	D
OU1	W-875-08	9/1/21		o-Xylene	<	0.005	PPM(V/V)	D
OU1	W-875-08	9/1/21		1,1,2,2-Tetrachloroethane	<	0.005	PPM(V/V)	D
OU1	W-875-08	9/1/21		Tetrachloroethene		0.024	PPM(V/V)	D
OU1	W-875-08	9/1/21		Toluene	<	0.005	PPM(V/V)	D
OU1	W-875-08	9/1/21		1,1,1-Trichloroethane	<	0.005	PPM(V/V)	D
OU1	W-875-08	9/1/21		1,1,2-Trichloroethane	<	0.005	PPM(V/V)	D
OU1	W-875-08	9/1/21		Trichloroethene		0.23	PPM(V/V)	D
OU1	W-875-08	9/1/21		Trichlorofluoromethane	<	0.005	PPM(V/V)	D
OU1	W-875-08	9/1/21		1,2,4-Trimethylbenzene	<	0.005	PPM(V/V)	D
OU1	W-875-08	9/1/21		1,3,5-Trimethylbenzene	<	0.005	PPM(V/V)	D
OU1	W-875-08	9/1/21		Vinyl chloride	<	0.005	PPM(V/V)	D
OU1	W-875-08	9/1/21		m- and p-Xylene Isomers	<	0.005	PPM(V/V)	D
OU1	W-875-08	10/5/21		Benzene	<	0.05	PPM(V/V)	D
OU1	W-875-08	10/5/21		Bromodichloromethane	<	0.05	PPM(V/V)	D
OU1	W-875-08	10/5/21		Bromoform	<	0.05	PPM(V/V)	D
OU1	W-875-08	10/5/21		Bromomethane	<	0.05	PPM(V/V)	D
OU1	W-875-08	10/5/21		Carbon tetrachloride	<	0.05	PPM(V/V)	D
OU1	W-875-08	10/5/21		Chlorobenzene	<	0.05	PPM(V/V)	D
OU1	W-875-08	10/5/21		Chloroethane	<	0.05	PPM(V/V)	D
OU1	W-875-08	10/5/21		Chloroform	<	0.05	PPM(V/V)	D
OU1	W-875-08	10/5/21		Chloromethane	<	0.05	PPM(V/V)	D
OU1	W-875-08	10/5/21		Dibromochloromethane	<	0.05	PPM(V/V)	D
OU1	W-875-08	10/5/21		1,2-Dichlorobenzene	<	0.05	PPM(V/V)	D
OU1	W-875-08	10/5/21		1,3-Dichlorobenzene	<	0.05	PPM(V/V)	D
OU1	W-875-08	10/5/21		1,4-Dichlorobenzene	<	0.05	PPM(V/V)	D
OU1	W-875-08	10/5/21		Dichlorodifluoromethane	<	0.05	PPM(V/V)	D
OU1	W-875-08	10/5/21		1,1-Dichloroethane	<	0.05	PPM(V/V)	D
OU1	W-875-08	10/5/21		1,2-Dichloroethane	<	0.05	PPM(V/V)	D
OU1	W-875-08	10/5/21		1,1-Dichloroethene	<	0.05	PPM(V/V)	D
OU1	W-875-08	10/5/21		cis-1,2-Dichloroethene	<	0.05	PPM(V/V)	D
OU1	W-875-08	10/5/21		trans-1,2-Dichloroethene	<	0.05	PPM(V/V)	D
OU1	W-875-08	10/5/21		1,2-Dichloroethene (total)	<	0.1	PPM(V/V)	D
OU1	W-875-08	10/5/21		1,2-Dichloropropane	<	0.05	PPM(V/V)	D
OU1	W-875-08	10/5/21		cis-1,3-Dichloropropene	<	0.05	PPM(V/V)	D
OU1	W-875-08	10/5/21		trans-1,3-Dichloropropene	<	0.05	PPM(V/V)	D
OU1	W-875-08	10/5/21		Ethylbenzene	<	0.05	PPM(V/V)	D
OU1	W-875-08	10/5/21		Ethylene Dibromide	<	0.05	PPM(V/V)	D
OU1	W-875-08	10/5/21		Trichlorotrifluoroethane	<	0.05	PPM(V/V)	D
OU1	W-875-08	10/5/21		1,2-Dichlorotetrafluoroethane	<	0.05	PPM(V/V)	D
OU1	W-875-08	10/5/21		Isopropyl Alcohol	<	0.05	PPM(V/V)	D
OU1	W-875-08	10/5/21		Methyl t-Butyl Ether	<	0.05	PPM(V/V)	D
OU1	W-875-08	10/5/21		Methylene chloride	<	0.05	PPM(V/V)	D
OU1	W-875-08	10/5/21		o-Xylene	<	0.05	PPM(V/V)	D
OU1	W-875-08	10/5/21		1,1,2,2-Tetrachloroethane	<	0.05	PPM(V/V)	D
OU1	W-875-08	10/5/21		Tetrachloroethene	<	0.05	PPM(V/V)	D
OU1	W-875-08	10/5/21		Toluene	<	0.05	PPM(V/V)	D
OU1	W-875-08	10/5/21		1,1,1-Trichloroethane	<	0.05	PPM(V/V)	D
OU1	W-875-08	10/5/21		1,1,2-Trichloroethane	<	0.05	PPM(V/V)	D
OU1	W-875-08	10/5/21		Trichloroethene		0.25	PPM(V/V)	D
OU1	W-875-08	10/5/21		Trichlorofluoromethane	<	0.05	PPM(V/V)	D
OU1	W-875-08	10/5/21		1,2,4-Trimethylbenzene	<	0.05	PPM(V/V)	D
OU1	W-875-08	10/5/21		1,3,5-Trimethylbenzene	<	0.05	PPM(V/V)	D
OU1	W-875-08	10/5/21		Vinyl chloride	<	0.05	PPM(V/V)	D
OU1	W-875-08	10/5/21		m- and p-Xylene Isomers	<	0.05	PPM(V/V)	D

Attachment 1. Table 2. Soil vapor analytical data collected from wells, Site 300, 2021.

OU	Location	Date	Sample Type	Parameter	LOS Indicator	Result	Units	QA Flag
OU1	W-875-09	1/4/21		Benzene	<	0.005	PPM(V/V)	D
OU1	W-875-09	1/4/21		Bromodichloromethane	<	0.005	PPM(V/V)	D
OU1	W-875-09	1/4/21		Bromoform	<	0.005	PPM(V/V)	D
OU1	W-875-09	1/4/21		Bromomethane	<	0.005	PPM(V/V)	D
OU1	W-875-09	1/4/21		Carbon tetrachloride	<	0.005	PPM(V/V)	D
OU1	W-875-09	1/4/21		Chlorobenzene	<	0.005	PPM(V/V)	D
OU1	W-875-09	1/4/21		Chloroethane	<	0.005	PPM(V/V)	D
OU1	W-875-09	1/4/21		Chloroform	<	0.005	PPM(V/V)	D
OU1	W-875-09	1/4/21		Chloromethane	<	0.005	PPM(V/V)	D
OU1	W-875-09	1/4/21		Dibromochloromethane	<	0.005	PPM(V/V)	D
OU1	W-875-09	1/4/21		1,2-Dichlorobenzene	<	0.005	PPM(V/V)	D
OU1	W-875-09	1/4/21		1,3-Dichlorobenzene	<	0.005	PPM(V/V)	D
OU1	W-875-09	1/4/21		1,4-Dichlorobenzene	<	0.005	PPM(V/V)	D
OU1	W-875-09	1/4/21		Dichlorodifluoromethane	<	0.005	PPM(V/V)	D
OU1	W-875-09	1/4/21		1,1-Dichloroethane	<	0.005	PPM(V/V)	D
OU1	W-875-09	1/4/21		1,2-Dichloroethane	<	0.005	PPM(V/V)	D
OU1	W-875-09	1/4/21		1,1-Dichloroethene	<	0.005	PPM(V/V)	D
OU1	W-875-09	1/4/21		cis-1,2-Dichloroethene	<	0.005	PPM(V/V)	D
OU1	W-875-09	1/4/21		trans-1,2-Dichloroethene	<	0.005	PPM(V/V)	D
OU1	W-875-09	1/4/21		1,2-Dichloroethene (total)	<	0.01	PPM(V/V)	D
OU1	W-875-09	1/4/21		1,2-Dichloropropane	<	0.005	PPM(V/V)	D
OU1	W-875-09	1/4/21		cis-1,3-Dichloropropene	<	0.005	PPM(V/V)	D
OU1	W-875-09	1/4/21		trans-1,3-Dichloropropene	<	0.005	PPM(V/V)	D
OU1	W-875-09	1/4/21		Ethylbenzene	<	0.005	PPM(V/V)	D
OU1	W-875-09	1/4/21		Ethylene Dibromide	<	0.005	PPM(V/V)	D
OU1	W-875-09	1/4/21		Trichlorotrifluoroethane	<	0.005	PPM(V/V)	D
OU1	W-875-09	1/4/21		1,2-Dichlorotetrafluoroethane	<	0.005	PPM(V/V)	D
OU1	W-875-09	1/4/21		Isopropyl Alcohol	<	0.005	PPM(V/V)	D
OU1	W-875-09	1/4/21		Methyl t-Butyl Ether	<	0.005	PPM(V/V)	D
OU1	W-875-09	1/4/21		Methylene chloride	<	0.005	PPM(V/V)	D
OU1	W-875-09	1/4/21		o-Xylene	<	0.005	PPM(V/V)	D
OU1	W-875-09	1/4/21		1,1,2,2-Tetrachloroethane	<	0.005	PPM(V/V)	D
OU1	W-875-09	1/4/21		Tetrachloroethene	<	0.005	PPM(V/V)	D
OU1	W-875-09	1/4/21		Toluene	<	0.005	PPM(V/V)	D
OU1	W-875-09	1/4/21		1,1,1-Trichloroethane	<	0.005	PPM(V/V)	D
OU1	W-875-09	1/4/21		1,1,2-Trichloroethane	<	0.005	PPM(V/V)	D
OU1	W-875-09	1/4/21		Trichloroethene		0.05	PPM(V/V)	D
OU1	W-875-09	1/4/21		Trichlorofluoromethane	<	0.005	PPM(V/V)	D
OU1	W-875-09	1/4/21		1,2,4-Trimethylbenzene	<	0.005	PPM(V/V)	D
OU1	W-875-09	1/4/21		1,3,5-Trimethylbenzene	<	0.005	PPM(V/V)	D
OU1	W-875-09	1/4/21		Vinyl chloride	<	0.005	PPM(V/V)	D
OU1	W-875-09	1/4/21		m- and p-Xylene Isomers	<	0.005	PPM(V/V)	D
OU1	W-875-09	4/1/21		Benzene	<	0.005	PPM(V/V)	D
OU1	W-875-09	4/1/21		Bromodichloromethane	<	0.005	PPM(V/V)	D
OU1	W-875-09	4/1/21		Bromoform	<	0.005	PPM(V/V)	D
OU1	W-875-09	4/1/21		Bromomethane	<	0.005	PPM(V/V)	D
OU1	W-875-09	4/1/21		Carbon tetrachloride	<	0.005	PPM(V/V)	D
OU1	W-875-09	4/1/21		Chlorobenzene	<	0.005	PPM(V/V)	D
OU1	W-875-09	4/1/21		Chloroethane	<	0.005	PPM(V/V)	D
OU1	W-875-09	4/1/21		Chloroform	<	0.005	PPM(V/V)	D
OU1	W-875-09	4/1/21		Chloromethane	<	0.005	PPM(V/V)	D
OU1	W-875-09	4/1/21		Dibromochloromethane	<	0.005	PPM(V/V)	D
OU1	W-875-09	4/1/21		1,2-Dichlorobenzene	<	0.005	PPM(V/V)	D
OU1	W-875-09	4/1/21		1,3-Dichlorobenzene	<	0.005	PPM(V/V)	D
OU1	W-875-09	4/1/21		1,4-Dichlorobenzene	<	0.005	PPM(V/V)	D
OU1	W-875-09	4/1/21		Dichlorodifluoromethane	<	0.005	PPM(V/V)	D
OU1	W-875-09	4/1/21		1,1-Dichloroethane	<	0.005	PPM(V/V)	D
OU1	W-875-09	4/1/21		1,2-Dichloroethane	<	0.005	PPM(V/V)	D
OU1	W-875-09	4/1/21		1,1-Dichloroethene	<	0.005	PPM(V/V)	D
OU1	W-875-09	4/1/21		cis-1,2-Dichloroethene	<	0.005	PPM(V/V)	D
OU1	W-875-09	4/1/21		trans-1,2-Dichloroethene	<	0.005	PPM(V/V)	D
OU1	W-875-09	4/1/21		1,2-Dichloroethene (total)	<	0.01	PPM(V/V)	D
OU1	W-875-09	4/1/21		1,2-Dichloropropane	<	0.005	PPM(V/V)	D
OU1	W-875-09	4/1/21		cis-1,3-Dichloropropene	<	0.005	PPM(V/V)	D
OU1	W-875-09	4/1/21		trans-1,3-Dichloropropene	<	0.005	PPM(V/V)	D
OU1	W-875-09	4/1/21		Ethylbenzene	<	0.005	PPM(V/V)	D

Attachment 1. Table 2. Soil vapor analytical data collected from wells, Site 300, 2021.

OU	Location	Date	Sample Type	Parameter	LOS Indicator	Result	Units	QA Flag
OU1	W-875-09	4/1/21		Ethylene Dibromide	<	0.005	PPM(V/V)	D
OU1	W-875-09	4/1/21		Trichlorotrifluoroethane	<	0.005	PPM(V/V)	D
OU1	W-875-09	4/1/21		1,2-Dichlorotetrafluoroethane	<	0.005	PPM(V/V)	D
OU1	W-875-09	4/1/21		Isopropyl Alcohol	<	0.005	PPM(V/V)	D
OU1	W-875-09	4/1/21		Methyl t-Butyl Ether	<	0.005	PPM(V/V)	D
OU1	W-875-09	4/1/21		Methylene chloride	<	0.005	PPM(V/V)	D
OU1	W-875-09	4/1/21		o-Xylene	<	0.005	PPM(V/V)	D
OU1	W-875-09	4/1/21		1,1,2,2-Tetrachloroethane	<	0.005	PPM(V/V)	D
OU1	W-875-09	4/1/21		Tetrachloroethene	<	0.005	PPM(V/V)	D
OU1	W-875-09	4/1/21		Toluene	<	0.005	PPM(V/V)	D
OU1	W-875-09	4/1/21		1,1,1-Trichloroethane	<	0.005	PPM(V/V)	D
OU1	W-875-09	4/1/21		1,1,2-Trichloroethane	<	0.005	PPM(V/V)	D
OU1	W-875-09	4/1/21		Trichloroethene		0.023	PPM(V/V)	D
OU1	W-875-09	4/1/21		Trichlorofluoromethane	<	0.005	PPM(V/V)	D
OU1	W-875-09	4/1/21		1,2,4-Trimethylbenzene	<	0.005	PPM(V/V)	D
OU1	W-875-09	4/1/21		1,3,5-Trimethylbenzene	<	0.005	PPM(V/V)	D
OU1	W-875-09	4/1/21		Vinyl chloride	<	0.005	PPM(V/V)	D
OU1	W-875-09	4/1/21		m- and p-Xylene Isomers	<	0.005	PPM(V/V)	D
OU1	W-875-09	9/1/21		Benzene	<	0.05	PPM(V/V)	D
OU1	W-875-09	9/1/21		Bromodichloromethane	<	0.05	PPM(V/V)	D
OU1	W-875-09	9/1/21		Bromoform	<	0.05	PPM(V/V)	D
OU1	W-875-09	9/1/21		Bromomethane	<	0.05	PPM(V/V)	D
OU1	W-875-09	9/1/21		Carbon tetrachloride	<	0.05	PPM(V/V)	D
OU1	W-875-09	9/1/21		Chlorobenzene	<	0.05	PPM(V/V)	D
OU1	W-875-09	9/1/21		Chloroethane	<	0.05	PPM(V/V)	D
OU1	W-875-09	9/1/21		Chloroform	<	0.05	PPM(V/V)	D
OU1	W-875-09	9/1/21		Chloromethane	<	0.05	PPM(V/V)	D
OU1	W-875-09	9/1/21		Dibromochloromethane	<	0.05	PPM(V/V)	D
OU1	W-875-09	9/1/21		1,2-Dichlorobenzene	<	0.05	PPM(V/V)	D
OU1	W-875-09	9/1/21		1,3-Dichlorobenzene	<	0.05	PPM(V/V)	D
OU1	W-875-09	9/1/21		1,4-Dichlorobenzene	<	0.05	PPM(V/V)	D
OU1	W-875-09	9/1/21		Dichlorodifluoromethane	<	0.05	PPM(V/V)	D
OU1	W-875-09	9/1/21		1,1-Dichloroethane	<	0.05	PPM(V/V)	D
OU1	W-875-09	9/1/21		1,2-Dichloroethane	<	0.05	PPM(V/V)	D
OU1	W-875-09	9/1/21		1,1-Dichloroethene	<	0.05	PPM(V/V)	D
OU1	W-875-09	9/1/21		cis-1,2-Dichloroethene	<	0.05	PPM(V/V)	D
OU1	W-875-09	9/1/21		trans-1,2-Dichloroethene	<	0.05	PPM(V/V)	D
OU1	W-875-09	9/1/21		1,2-Dichloroethene (total)	<	0.1	PPM(V/V)	D
OU1	W-875-09	9/1/21		1,2-Dichloropropane	<	0.05	PPM(V/V)	D
OU1	W-875-09	9/1/21		cis-1,3-Dichloropropene	<	0.05	PPM(V/V)	D
OU1	W-875-09	9/1/21		trans-1,3-Dichloropropene	<	0.05	PPM(V/V)	D
OU1	W-875-09	9/1/21		Ethylbenzene	<	0.05	PPM(V/V)	D
OU1	W-875-09	9/1/21		Ethylene Dibromide	<	0.05	PPM(V/V)	D
OU1	W-875-09	9/1/21		Trichlorotrifluoroethane	<	0.05	PPM(V/V)	D
OU1	W-875-09	9/1/21		1,2-Dichlorotetrafluoroethane	<	0.05	PPM(V/V)	D
OU1	W-875-09	9/1/21		Isopropyl Alcohol	<	0.05	PPM(V/V)	D
OU1	W-875-09	9/1/21		Methyl t-Butyl Ether	<	0.05	PPM(V/V)	D
OU1	W-875-09	9/1/21		Methylene chloride	<	0.05	PPM(V/V)	D
OU1	W-875-09	9/1/21		o-Xylene	<	0.05	PPM(V/V)	D
OU1	W-875-09	9/1/21		1,1,2,2-Tetrachloroethane	<	0.05	PPM(V/V)	D
OU1	W-875-09	9/1/21		Tetrachloroethene		0.086	PPM(V/V)	D
OU1	W-875-09	9/1/21		Toluene	<	0.05	PPM(V/V)	D
OU1	W-875-09	9/1/21		1,1,1-Trichloroethane	<	0.05	PPM(V/V)	D
OU1	W-875-09	9/1/21		1,1,2-Trichloroethane	<	0.05	PPM(V/V)	D
OU1	W-875-09	9/1/21		Trichloroethene		1.1	PPM(V/V)	D
OU1	W-875-09	9/1/21		Trichlorofluoromethane	<	0.05	PPM(V/V)	D
OU1	W-875-09	9/1/21		1,2,4-Trimethylbenzene	<	0.05	PPM(V/V)	D
OU1	W-875-09	9/1/21		1,3,5-Trimethylbenzene	<	0.05	PPM(V/V)	D
OU1	W-875-09	9/1/21		Vinyl chloride	<	0.05	PPM(V/V)	D
OU1	W-875-09	9/1/21		m- and p-Xylene Isomers	<	0.05	PPM(V/V)	D
OU1	W-875-09	10/5/21		Benzene	<	0.05	PPM(V/V)	D
OU1	W-875-09	10/5/21		Bromodichloromethane	<	0.05	PPM(V/V)	D
OU1	W-875-09	10/5/21		Bromoform	<	0.05	PPM(V/V)	D
OU1	W-875-09	10/5/21		Bromomethane	<	0.05	PPM(V/V)	D
OU1	W-875-09	10/5/21		Carbon tetrachloride	<	0.05	PPM(V/V)	D
OU1	W-875-09	10/5/21		Chlorobenzene	<	0.05	PPM(V/V)	D

Attachment 1. Table 2. Soil vapor analytical data collected from wells, Site 300, 2021.

OU	Location	Date	Sample Type	Parameter	LOS Indicator	Result	Units	QA Flag
OU1	W-875-09	10/5/21		Chloroethane	<	0.05	PPM(V/V)	D
OU1	W-875-09	10/5/21		Chloroform	<	0.05	PPM(V/V)	D
OU1	W-875-09	10/5/21		Chloromethane	<	0.05	PPM(V/V)	D
OU1	W-875-09	10/5/21		Dibromochloromethane	<	0.05	PPM(V/V)	D
OU1	W-875-09	10/5/21		1,2-Dichlorobenzene	<	0.05	PPM(V/V)	D
OU1	W-875-09	10/5/21		1,3-Dichlorobenzene	<	0.05	PPM(V/V)	D
OU1	W-875-09	10/5/21		1,4-Dichlorobenzene	<	0.05	PPM(V/V)	D
OU1	W-875-09	10/5/21		Dichlorodifluoromethane	<	0.05	PPM(V/V)	D
OU1	W-875-09	10/5/21		1,1-Dichloroethane	<	0.05	PPM(V/V)	D
OU1	W-875-09	10/5/21		1,2-Dichloroethane	<	0.05	PPM(V/V)	D
OU1	W-875-09	10/5/21		1,1-Dichloroethene	<	0.05	PPM(V/V)	D
OU1	W-875-09	10/5/21		cis-1,2-Dichloroethene	<	0.05	PPM(V/V)	D
OU1	W-875-09	10/5/21		trans-1,2-Dichloroethene	<	0.05	PPM(V/V)	D
OU1	W-875-09	10/5/21		1,2-Dichloroethene (total)	<	0.1	PPM(V/V)	D
OU1	W-875-09	10/5/21		1,2-Dichloropropane	<	0.05	PPM(V/V)	D
OU1	W-875-09	10/5/21		cis-1,3-Dichloropropene	<	0.05	PPM(V/V)	D
OU1	W-875-09	10/5/21		trans-1,3-Dichloropropene	<	0.05	PPM(V/V)	D
OU1	W-875-09	10/5/21		Ethylbenzene	<	0.05	PPM(V/V)	D
OU1	W-875-09	10/5/21		Ethylene Dibromide	<	0.05	PPM(V/V)	D
OU1	W-875-09	10/5/21		Trichlorotrifluoroethane	<	0.05	PPM(V/V)	D
OU1	W-875-09	10/5/21		1,2-Dichlorotetrafluoroethane	<	0.05	PPM(V/V)	D
OU1	W-875-09	10/5/21		Isopropyl Alcohol	<	0.05	PPM(V/V)	D
OU1	W-875-09	10/5/21		Methyl t-Butyl Ether	<	0.05	PPM(V/V)	D
OU1	W-875-09	10/5/21		Methylene chloride	<	0.05	PPM(V/V)	D
OU1	W-875-09	10/5/21		o-Xylene	<	0.05	PPM(V/V)	D
OU1	W-875-09	10/5/21		1,1,2,2-Tetrachloroethane	<	0.05	PPM(V/V)	D
OU1	W-875-09	10/5/21		Tetrachloroethene		0.086	PPM(V/V)	D
OU1	W-875-09	10/5/21		Toluene	<	0.05	PPM(V/V)	D
OU1	W-875-09	10/5/21		1,1,1-Trichloroethane	<	0.05	PPM(V/V)	D
OU1	W-875-09	10/5/21		1,1,2-Trichloroethane	<	0.05	PPM(V/V)	D
OU1	W-875-09	10/5/21		Trichloroethene		0.88	PPM(V/V)	D
OU1	W-875-09	10/5/21		Trichlorofluoromethane	<	0.05	PPM(V/V)	D
OU1	W-875-09	10/5/21		1,2,4-Trimethylbenzene	<	0.05	PPM(V/V)	D
OU1	W-875-09	10/5/21		1,3,5-Trimethylbenzene	<	0.05	PPM(V/V)	D
OU1	W-875-09	10/5/21		Vinyl chloride	<	0.05	PPM(V/V)	D
OU1	W-875-09	10/5/21		m- and p-Xylene Isomers	<	0.05	PPM(V/V)	D
OU1	W-875-11	1/4/21		Benzene	<	0.005	PPM(V/V)	D
OU1	W-875-11	1/4/21		Bromodichloromethane	<	0.005	PPM(V/V)	D
OU1	W-875-11	1/4/21		Bromoform	<	0.005	PPM(V/V)	D
OU1	W-875-11	1/4/21		Bromomethane	<	0.005	PPM(V/V)	D
OU1	W-875-11	1/4/21		Carbon tetrachloride	<	0.005	PPM(V/V)	D
OU1	W-875-11	1/4/21		Chlorobenzene	<	0.005	PPM(V/V)	D
OU1	W-875-11	1/4/21		Chloroethane	<	0.005	PPM(V/V)	D
OU1	W-875-11	1/4/21		Chloroform	<	0.005	PPM(V/V)	D
OU1	W-875-11	1/4/21		Chloromethane	<	0.005	PPM(V/V)	D
OU1	W-875-11	1/4/21		Dibromochloromethane	<	0.005	PPM(V/V)	D
OU1	W-875-11	1/4/21		1,2-Dichlorobenzene	<	0.005	PPM(V/V)	D
OU1	W-875-11	1/4/21		1,3-Dichlorobenzene	<	0.005	PPM(V/V)	D
OU1	W-875-11	1/4/21		1,4-Dichlorobenzene	<	0.005	PPM(V/V)	D
OU1	W-875-11	1/4/21		Dichlorodifluoromethane	<	0.005	PPM(V/V)	D
OU1	W-875-11	1/4/21		1,1-Dichloroethane	<	0.005	PPM(V/V)	D
OU1	W-875-11	1/4/21		1,2-Dichloroethane	<	0.005	PPM(V/V)	D
OU1	W-875-11	1/4/21		1,1-Dichloroethene	<	0.005	PPM(V/V)	D
OU1	W-875-11	1/4/21		cis-1,2-Dichloroethene	<	0.005	PPM(V/V)	D
OU1	W-875-11	1/4/21		trans-1,2-Dichloroethene	<	0.005	PPM(V/V)	D
OU1	W-875-11	1/4/21		1,2-Dichloroethene (total)	<	0.01	PPM(V/V)	D
OU1	W-875-11	1/4/21		1,2-Dichloropropane	<	0.005	PPM(V/V)	D
OU1	W-875-11	1/4/21		cis-1,3-Dichloropropene	<	0.005	PPM(V/V)	D
OU1	W-875-11	1/4/21		trans-1,3-Dichloropropene	<	0.005	PPM(V/V)	D
OU1	W-875-11	1/4/21		Ethylbenzene	<	0.005	PPM(V/V)	D
OU1	W-875-11	1/4/21		Ethylene Dibromide	<	0.005	PPM(V/V)	D
OU1	W-875-11	1/4/21		Trichlorotrifluoroethane	<	0.005	PPM(V/V)	D
OU1	W-875-11	1/4/21		1,2-Dichlorotetrafluoroethane	<	0.005	PPM(V/V)	D
OU1	W-875-11	1/4/21		Isopropyl Alcohol	<	0.005	PPM(V/V)	D
OU1	W-875-11	1/4/21		Methyl t-Butyl Ether	<	0.005	PPM(V/V)	D
OU1	W-875-11	1/4/21		Methylene chloride	<	0.005	PPM(V/V)	D

Attachment 1. Table 2. Soil vapor analytical data collected from wells, Site 300, 2021.

OU	Location	Date	Sample Type	Parameter	LOS Indicator	Result	Units	QA Flag
OU1	W-875-11	1/4/21		o-Xylene	<	0.005	PPM(V/V)	D
OU1	W-875-11	1/4/21		1,1,2,2-Tetrachloroethane	<	0.005	PPM(V/V)	D
OU1	W-875-11	1/4/21		Tetrachloroethene		0.015	PPM(V/V)	D
OU1	W-875-11	1/4/21		Toluene	<	0.005	PPM(V/V)	D
OU1	W-875-11	1/4/21		1,1,1-Trichloroethane	<	0.005	PPM(V/V)	D
OU1	W-875-11	1/4/21		1,1,2-Trichloroethane	<	0.005	PPM(V/V)	D
OU1	W-875-11	1/4/21		Trichloroethene		0.068	PPM(V/V)	D
OU1	W-875-11	1/4/21		Trichlorofluoromethane	<	0.005	PPM(V/V)	D
OU1	W-875-11	1/4/21		1,2,4-Trimethylbenzene	<	0.005	PPM(V/V)	D
OU1	W-875-11	1/4/21		1,3,5-Trimethylbenzene	<	0.005	PPM(V/V)	D
OU1	W-875-11	1/4/21		Vinyl chloride	<	0.005	PPM(V/V)	D
OU1	W-875-11	1/4/21		m- and p-Xylene Isomers	<	0.005	PPM(V/V)	D
OU1	W-875-11	4/1/21		Benzene	<	0.005	PPM(V/V)	D
OU1	W-875-11	4/1/21		Bromodichloromethane	<	0.005	PPM(V/V)	D
OU1	W-875-11	4/1/21		Bromoform	<	0.005	PPM(V/V)	D
OU1	W-875-11	4/1/21		Bromomethane	<	0.005	PPM(V/V)	D
OU1	W-875-11	4/1/21		Carbon tetrachloride	<	0.005	PPM(V/V)	D
OU1	W-875-11	4/1/21		Chlorobenzene	<	0.005	PPM(V/V)	D
OU1	W-875-11	4/1/21		Chloroethane	<	0.005	PPM(V/V)	D
OU1	W-875-11	4/1/21		Chloroform	<	0.005	PPM(V/V)	D
OU1	W-875-11	4/1/21		Chloromethane	<	0.005	PPM(V/V)	D
OU1	W-875-11	4/1/21		Dibromochloromethane	<	0.005	PPM(V/V)	D
OU1	W-875-11	4/1/21		1,2-Dichlorobenzene	<	0.005	PPM(V/V)	D
OU1	W-875-11	4/1/21		1,3-Dichlorobenzene	<	0.005	PPM(V/V)	D
OU1	W-875-11	4/1/21		1,4-Dichlorobenzene	<	0.005	PPM(V/V)	D
OU1	W-875-11	4/1/21		Dichlorodifluoromethane	<	0.005	PPM(V/V)	D
OU1	W-875-11	4/1/21		1,1-Dichloroethane	<	0.005	PPM(V/V)	D
OU1	W-875-11	4/1/21		1,2-Dichloroethane	<	0.005	PPM(V/V)	D
OU1	W-875-11	4/1/21		1,1-Dichloroethene	<	0.005	PPM(V/V)	D
OU1	W-875-11	4/1/21		cis-1,2-Dichloroethene	<	0.005	PPM(V/V)	D
OU1	W-875-11	4/1/21		trans-1,2-Dichloroethene	<	0.005	PPM(V/V)	D
OU1	W-875-11	4/1/21		1,2-Dichloroethene (total)	<	0.01	PPM(V/V)	D
OU1	W-875-11	4/1/21		1,2-Dichloropropane	<	0.005	PPM(V/V)	D
OU1	W-875-11	4/1/21		cis-1,3-Dichloropropene	<	0.005	PPM(V/V)	D
OU1	W-875-11	4/1/21		trans-1,3-Dichloropropene	<	0.005	PPM(V/V)	D
OU1	W-875-11	4/1/21		Ethylbenzene	<	0.005	PPM(V/V)	D
OU1	W-875-11	4/1/21		Ethylene Dibromide	<	0.005	PPM(V/V)	D
OU1	W-875-11	4/1/21		Trichlorotrifluoroethane	<	0.005	PPM(V/V)	D
OU1	W-875-11	4/1/21		1,2-Dichlorotetrafluoroethane	<	0.005	PPM(V/V)	D
OU1	W-875-11	4/1/21		Isopropyl Alcohol	<	0.005	PPM(V/V)	D
OU1	W-875-11	4/1/21		Methyl t-Butyl Ether	<	0.005	PPM(V/V)	D
OU1	W-875-11	4/1/21		Methylene chloride	<	0.005	PPM(V/V)	D
OU1	W-875-11	4/1/21		o-Xylene	<	0.005	PPM(V/V)	D
OU1	W-875-11	4/1/21		1,1,2,2-Tetrachloroethane	<	0.005	PPM(V/V)	D
OU1	W-875-11	4/1/21		Tetrachloroethene		0.018	PPM(V/V)	D
OU1	W-875-11	4/1/21		Toluene	<	0.005	PPM(V/V)	D
OU1	W-875-11	4/1/21		1,1,1-Trichloroethane	<	0.005	PPM(V/V)	D
OU1	W-875-11	4/1/21		1,1,2-Trichloroethane	<	0.005	PPM(V/V)	D
OU1	W-875-11	4/1/21		Trichloroethene		0.071	PPM(V/V)	D
OU1	W-875-11	4/1/21		Trichlorofluoromethane	<	0.005	PPM(V/V)	D
OU1	W-875-11	4/1/21		1,2,4-Trimethylbenzene	<	0.005	PPM(V/V)	D
OU1	W-875-11	4/1/21		1,3,5-Trimethylbenzene	<	0.005	PPM(V/V)	D
OU1	W-875-11	4/1/21		Vinyl chloride	<	0.005	PPM(V/V)	D
OU1	W-875-11	4/1/21		m- and p-Xylene Isomers	<	0.005	PPM(V/V)	D
OU1	W-875-11	9/1/21		Benzene	<	0.005	PPM(V/V)	D
OU1	W-875-11	9/1/21		Bromodichloromethane	<	0.005	PPM(V/V)	D
OU1	W-875-11	9/1/21		Bromoform	<	0.005	PPM(V/V)	D
OU1	W-875-11	9/1/21		Bromomethane	<	0.005	PPM(V/V)	D
OU1	W-875-11	9/1/21		Carbon tetrachloride	<	0.005	PPM(V/V)	D
OU1	W-875-11	9/1/21		Chlorobenzene	<	0.005	PPM(V/V)	D
OU1	W-875-11	9/1/21		Chloroethane	<	0.005	PPM(V/V)	D
OU1	W-875-11	9/1/21		Chloroform	<	0.005	PPM(V/V)	D
OU1	W-875-11	9/1/21		Chloromethane	<	0.005	PPM(V/V)	D
OU1	W-875-11	9/1/21		Dibromochloromethane	<	0.005	PPM(V/V)	D
OU1	W-875-11	9/1/21		1,2-Dichlorobenzene	<	0.005	PPM(V/V)	D
OU1	W-875-11	9/1/21		1,3-Dichlorobenzene	<	0.005	PPM(V/V)	D

Attachment 1. Table 2. Soil vapor analytical data collected from wells, Site 300, 2021.

OU	Location	Date	Sample Type	Parameter	LOS Indicator	Result	Units	QA Flag
OU1	W-875-11	9/1/21		1,4-Dichlorobenzene	<	0.005	PPM(V/V)	D
OU1	W-875-11	9/1/21		Dichlorodifluoromethane	<	0.005	PPM(V/V)	D
OU1	W-875-11	9/1/21		1,1-Dichloroethane	<	0.005	PPM(V/V)	D
OU1	W-875-11	9/1/21		1,2-Dichloroethane	<	0.005	PPM(V/V)	D
OU1	W-875-11	9/1/21		1,1-Dichloroethene	<	0.005	PPM(V/V)	D
OU1	W-875-11	9/1/21		cis-1,2-Dichloroethene	<	0.005	PPM(V/V)	D
OU1	W-875-11	9/1/21		trans-1,2-Dichloroethene	<	0.005	PPM(V/V)	D
OU1	W-875-11	9/1/21		1,2-Dichloroethene (total)	<	0.01	PPM(V/V)	D
OU1	W-875-11	9/1/21		1,2-Dichloropropane	<	0.005	PPM(V/V)	D
OU1	W-875-11	9/1/21		cis-1,3-Dichloropropene	<	0.005	PPM(V/V)	D
OU1	W-875-11	9/1/21		trans-1,3-Dichloropropene	<	0.005	PPM(V/V)	D
OU1	W-875-11	9/1/21		Ethylbenzene	<	0.005	PPM(V/V)	D
OU1	W-875-11	9/1/21		Ethylene Dibromide	<	0.005	PPM(V/V)	D
OU1	W-875-11	9/1/21		Trichlorotrifluoroethane	<	0.005	PPM(V/V)	D
OU1	W-875-11	9/1/21		1,2-Dichlorotetrafluoroethane	<	0.005	PPM(V/V)	D
OU1	W-875-11	9/1/21		Isopropyl Alcohol	<	0.005	PPM(V/V)	D
OU1	W-875-11	9/1/21		Methyl t-Butyl Ether	<	0.005	PPM(V/V)	D
OU1	W-875-11	9/1/21		Methylene chloride	<	0.005	PPM(V/V)	D
OU1	W-875-11	9/1/21		o-Xylene	<	0.005	PPM(V/V)	D
OU1	W-875-11	9/1/21		1,1,2,2-Tetrachloroethane	<	0.005	PPM(V/V)	D
OU1	W-875-11	9/1/21		Tetrachloroethene		0.02	PPM(V/V)	D
OU1	W-875-11	9/1/21		Toluene	<	0.005	PPM(V/V)	D
OU1	W-875-11	9/1/21		1,1,1-Trichloroethane	<	0.005	PPM(V/V)	D
OU1	W-875-11	9/1/21		1,1,2-Trichloroethane	<	0.005	PPM(V/V)	D
OU1	W-875-11	9/1/21		Trichloroethene		0.098	PPM(V/V)	D
OU1	W-875-11	9/1/21		Trichlorofluoromethane	<	0.005	PPM(V/V)	D
OU1	W-875-11	9/1/21		1,2,4-Trimethylbenzene	<	0.005	PPM(V/V)	D
OU1	W-875-11	9/1/21		1,3,5-Trimethylbenzene	<	0.005	PPM(V/V)	D
OU1	W-875-11	9/1/21		Vinyl chloride	<	0.005	PPM(V/V)	D
OU1	W-875-11	9/1/21		m- and p-Xylene Isomers	<	0.005	PPM(V/V)	D
OU1	W-875-11	10/5/21		Benzene	<	0.005	PPM(V/V)	D
OU1	W-875-11	10/5/21		Bromodichloromethane	<	0.005	PPM(V/V)	D
OU1	W-875-11	10/5/21		Bromoform	<	0.005	PPM(V/V)	D
OU1	W-875-11	10/5/21		Bromomethane	<	0.005	PPM(V/V)	D
OU1	W-875-11	10/5/21		Carbon tetrachloride	<	0.005	PPM(V/V)	D
OU1	W-875-11	10/5/21		Chlorobenzene	<	0.005	PPM(V/V)	D
OU1	W-875-11	10/5/21		Chloroethane	<	0.005	PPM(V/V)	D
OU1	W-875-11	10/5/21		Chloroform	<	0.005	PPM(V/V)	D
OU1	W-875-11	10/5/21		Chloromethane	<	0.005	PPM(V/V)	D
OU1	W-875-11	10/5/21		Dibromochloromethane	<	0.005	PPM(V/V)	D
OU1	W-875-11	10/5/21		1,2-Dichlorobenzene	<	0.005	PPM(V/V)	D
OU1	W-875-11	10/5/21		1,3-Dichlorobenzene	<	0.005	PPM(V/V)	D
OU1	W-875-11	10/5/21		1,4-Dichlorobenzene	<	0.005	PPM(V/V)	D
OU1	W-875-11	10/5/21		Dichlorodifluoromethane	<	0.005	PPM(V/V)	D
OU1	W-875-11	10/5/21		1,1-Dichloroethane	<	0.005	PPM(V/V)	D
OU1	W-875-11	10/5/21		1,2-Dichloroethane	<	0.005	PPM(V/V)	D
OU1	W-875-11	10/5/21		1,1-Dichloroethene	<	0.005	PPM(V/V)	D
OU1	W-875-11	10/5/21		cis-1,2-Dichloroethene	<	0.005	PPM(V/V)	D
OU1	W-875-11	10/5/21		trans-1,2-Dichloroethene	<	0.005	PPM(V/V)	D
OU1	W-875-11	10/5/21		1,2-Dichloroethene (total)	<	0.01	PPM(V/V)	D
OU1	W-875-11	10/5/21		1,2-Dichloropropane	<	0.005	PPM(V/V)	D
OU1	W-875-11	10/5/21		cis-1,3-Dichloropropene	<	0.005	PPM(V/V)	D
OU1	W-875-11	10/5/21		trans-1,3-Dichloropropene	<	0.005	PPM(V/V)	D
OU1	W-875-11	10/5/21		Ethylbenzene	<	0.005	PPM(V/V)	D
OU1	W-875-11	10/5/21		Ethylene Dibromide	<	0.005	PPM(V/V)	D
OU1	W-875-11	10/5/21		Trichlorotrifluoroethane	<	0.005	PPM(V/V)	D
OU1	W-875-11	10/5/21		1,2-Dichlorotetrafluoroethane	<	0.005	PPM(V/V)	D
OU1	W-875-11	10/5/21		Isopropyl Alcohol	<	0.005	PPM(V/V)	D
OU1	W-875-11	10/5/21		Methyl t-Butyl Ether	<	0.005	PPM(V/V)	D
OU1	W-875-11	10/5/21		Methylene chloride	<	0.005	PPM(V/V)	D
OU1	W-875-11	10/5/21		o-Xylene	<	0.005	PPM(V/V)	D
OU1	W-875-11	10/5/21		1,1,2,2-Tetrachloroethane	<	0.005	PPM(V/V)	D
OU1	W-875-11	10/5/21		Tetrachloroethene		0.021	PPM(V/V)	D
OU1	W-875-11	10/5/21		Toluene	<	0.005	PPM(V/V)	D
OU1	W-875-11	10/5/21		1,1,1-Trichloroethane	<	0.005	PPM(V/V)	D
OU1	W-875-11	10/5/21		1,1,2-Trichloroethane	<	0.005	PPM(V/V)	D

Attachment 1. Table 2. Soil vapor analytical data collected from wells, Site 300, 2021.

OU	Location	Date	Sample Type	Parameter	LOS Indicator	Result	Units	QA Flag
OU1	W-875-11	10/5/21		Trichloroethene		0.11	PPM(V/V)	D
OU1	W-875-11	10/5/21		Trichlorofluoromethane	<	0.005	PPM(V/V)	D
OU1	W-875-11	10/5/21		1,2,4-Trimethylbenzene	<	0.005	PPM(V/V)	D
OU1	W-875-11	10/5/21		1,3,5-Trimethylbenzene	<	0.005	PPM(V/V)	D
OU1	W-875-11	10/5/21		Vinyl chloride	<	0.005	PPM(V/V)	D
OU1	W-875-11	10/5/21		m- and p-Xylene Isomers	<	0.005	PPM(V/V)	D
OU1	W-875-15	1/4/21		Benzene	<	0.005	PPM(V/V)	D
OU1	W-875-15	1/4/21		Bromodichloromethane	<	0.005	PPM(V/V)	D
OU1	W-875-15	1/4/21		Bromoform	<	0.005	PPM(V/V)	D
OU1	W-875-15	1/4/21		Bromomethane	<	0.005	PPM(V/V)	D
OU1	W-875-15	1/4/21		Carbon tetrachloride	<	0.005	PPM(V/V)	D
OU1	W-875-15	1/4/21		Chlorobenzene	<	0.005	PPM(V/V)	D
OU1	W-875-15	1/4/21		Chloroethane	<	0.005	PPM(V/V)	D
OU1	W-875-15	1/4/21		Chloroform	<	0.005	PPM(V/V)	D
OU1	W-875-15	1/4/21		Chloromethane	<	0.005	PPM(V/V)	D
OU1	W-875-15	1/4/21		Dibromochloromethane	<	0.005	PPM(V/V)	D
OU1	W-875-15	1/4/21		1,2-Dichlorobenzene	<	0.005	PPM(V/V)	D
OU1	W-875-15	1/4/21		1,3-Dichlorobenzene	<	0.005	PPM(V/V)	D
OU1	W-875-15	1/4/21		1,4-Dichlorobenzene	<	0.005	PPM(V/V)	D
OU1	W-875-15	1/4/21		Dichlorodifluoromethane	<	0.005	PPM(V/V)	D
OU1	W-875-15	1/4/21		1,1-Dichloroethane	<	0.005	PPM(V/V)	D
OU1	W-875-15	1/4/21		1,2-Dichloroethane	<	0.005	PPM(V/V)	D
OU1	W-875-15	1/4/21		1,1-Dichloroethene	<	0.005	PPM(V/V)	D
OU1	W-875-15	1/4/21		cis-1,2-Dichloroethene	<	0.005	PPM(V/V)	D
OU1	W-875-15	1/4/21		trans-1,2-Dichloroethene	<	0.005	PPM(V/V)	D
OU1	W-875-15	1/4/21		1,2-Dichloroethene (total)	<	0.01	PPM(V/V)	D
OU1	W-875-15	1/4/21		1,2-Dichloropropane	<	0.005	PPM(V/V)	D
OU1	W-875-15	1/4/21		cis-1,3-Dichloropropene	<	0.005	PPM(V/V)	D
OU1	W-875-15	1/4/21		trans-1,3-Dichloropropene	<	0.005	PPM(V/V)	D
OU1	W-875-15	1/4/21		Ethylbenzene	<	0.005	PPM(V/V)	D
OU1	W-875-15	1/4/21		Ethylene Dibromide	<	0.005	PPM(V/V)	D
OU1	W-875-15	1/4/21		Trichlorotrifluoroethane	<	0.005	PPM(V/V)	D
OU1	W-875-15	1/4/21		1,2-Dichlorotetrafluoroethane	<	0.005	PPM(V/V)	D
OU1	W-875-15	1/4/21		Isopropyl Alcohol	<	0.005	PPM(V/V)	D
OU1	W-875-15	1/4/21		Methyl t-Butyl Ether	<	0.005	PPM(V/V)	D
OU1	W-875-15	1/4/21		Methylene chloride	<	0.005	PPM(V/V)	D
OU1	W-875-15	1/4/21		o-Xylene	<	0.005	PPM(V/V)	D
OU1	W-875-15	1/4/21		1,1,2,2-Tetrachloroethane	<	0.005	PPM(V/V)	D
OU1	W-875-15	1/4/21		Tetrachloroethene	<	0.005	PPM(V/V)	D
OU1	W-875-15	1/4/21		Toluene	<	0.005	PPM(V/V)	D
OU1	W-875-15	1/4/21		1,1,1-Trichloroethane	<	0.005	PPM(V/V)	D
OU1	W-875-15	1/4/21		1,1,2-Trichloroethane	<	0.005	PPM(V/V)	D
OU1	W-875-15	1/4/21		Trichloroethene		0.0095	PPM(V/V)	D
OU1	W-875-15	1/4/21		Trichlorofluoromethane	<	0.005	PPM(V/V)	D
OU1	W-875-15	1/4/21		1,2,4-Trimethylbenzene	<	0.005	PPM(V/V)	D
OU1	W-875-15	1/4/21		1,3,5-Trimethylbenzene	<	0.005	PPM(V/V)	D
OU1	W-875-15	1/4/21		Vinyl chloride	<	0.005	PPM(V/V)	D
OU1	W-875-15	1/4/21		m- and p-Xylene Isomers	<	0.005	PPM(V/V)	D
OU1	W-875-15	4/1/21		Benzene	<	0.005	PPM(V/V)	D
OU1	W-875-15	4/1/21		Bromodichloromethane	<	0.005	PPM(V/V)	D
OU1	W-875-15	4/1/21		Bromoform	<	0.005	PPM(V/V)	D
OU1	W-875-15	4/1/21		Bromomethane	<	0.005	PPM(V/V)	D
OU1	W-875-15	4/1/21		Carbon tetrachloride	<	0.005	PPM(V/V)	D
OU1	W-875-15	4/1/21		Chlorobenzene	<	0.005	PPM(V/V)	D
OU1	W-875-15	4/1/21		Chloroethane	<	0.005	PPM(V/V)	D
OU1	W-875-15	4/1/21		Chloroform	<	0.005	PPM(V/V)	D
OU1	W-875-15	4/1/21		Chloromethane	<	0.005	PPM(V/V)	D
OU1	W-875-15	4/1/21		Dibromochloromethane	<	0.005	PPM(V/V)	D
OU1	W-875-15	4/1/21		1,2-Dichlorobenzene	<	0.005	PPM(V/V)	D
OU1	W-875-15	4/1/21		1,3-Dichlorobenzene	<	0.005	PPM(V/V)	D
OU1	W-875-15	4/1/21		1,4-Dichlorobenzene	<	0.005	PPM(V/V)	D
OU1	W-875-15	4/1/21		Dichlorodifluoromethane	<	0.005	PPM(V/V)	D
OU1	W-875-15	4/1/21		1,1-Dichloroethane	<	0.005	PPM(V/V)	D
OU1	W-875-15	4/1/21		1,2-Dichloroethane	<	0.005	PPM(V/V)	D
OU1	W-875-15	4/1/21		1,1-Dichloroethene	<	0.005	PPM(V/V)	D
OU1	W-875-15	4/1/21		cis-1,2-Dichloroethene	<	0.005	PPM(V/V)	D

Attachment 1. Table 2. Soil vapor analytical data collected from wells, Site 300, 2021.

OU	Location	Date	Sample Type	Parameter	LOS Indicator	Result	Units	QA Flag
OU1	W-875-15	4/1/21		trans-1,2-Dichloroethene	<	0.005	PPM(V/V)	D
OU1	W-875-15	4/1/21		1,2-Dichloroethene (total)	<	0.01	PPM(V/V)	D
OU1	W-875-15	4/1/21		1,2-Dichloropropane	<	0.005	PPM(V/V)	D
OU1	W-875-15	4/1/21		cis-1,3-Dichloropropene	<	0.005	PPM(V/V)	D
OU1	W-875-15	4/1/21		trans-1,3-Dichloropropene	<	0.005	PPM(V/V)	D
OU1	W-875-15	4/1/21		Ethylbenzene	<	0.005	PPM(V/V)	D
OU1	W-875-15	4/1/21		Ethylene Dibromide	<	0.005	PPM(V/V)	D
OU1	W-875-15	4/1/21		Trichlorotrifluoroethane	<	0.005	PPM(V/V)	D
OU1	W-875-15	4/1/21		1,2-Dichlorotetrafluoroethane	<	0.005	PPM(V/V)	D
OU1	W-875-15	4/1/21		Isopropyl Alcohol	<	0.005	PPM(V/V)	D
OU1	W-875-15	4/1/21		Methyl t-Butyl Ether	<	0.005	PPM(V/V)	D
OU1	W-875-15	4/1/21		Methylene chloride	<	0.005	PPM(V/V)	D
OU1	W-875-15	4/1/21		o-Xylene	<	0.005	PPM(V/V)	D
OU1	W-875-15	4/1/21		1,1,2,2-Tetrachloroethane	<	0.005	PPM(V/V)	D
OU1	W-875-15	4/1/21		Tetrachloroethene		0.0059	PPM(V/V)	D
OU1	W-875-15	4/1/21		Toluene	<	0.005	PPM(V/V)	D
OU1	W-875-15	4/1/21		1,1,1-Trichloroethane	<	0.005	PPM(V/V)	D
OU1	W-875-15	4/1/21		1,1,2-Trichloroethane	<	0.005	PPM(V/V)	D
OU1	W-875-15	4/1/21		Trichloroethene		0.02	PPM(V/V)	D
OU1	W-875-15	4/1/21		Trichlorofluoromethane	<	0.005	PPM(V/V)	D
OU1	W-875-15	4/1/21		1,2,4-Trimethylbenzene	<	0.005	PPM(V/V)	D
OU1	W-875-15	4/1/21		1,3,5-Trimethylbenzene	<	0.005	PPM(V/V)	D
OU1	W-875-15	4/1/21		Vinyl chloride	<	0.005	PPM(V/V)	D
OU1	W-875-15	4/1/21		m- and p-Xylene Isomers	<	0.005	PPM(V/V)	D
OU1	W-875-15	9/1/21		Benzene	<	0.005	PPM(V/V)	D
OU1	W-875-15	9/1/21		Bromodichloromethane	<	0.005	PPM(V/V)	D
OU1	W-875-15	9/1/21		Bromoform	<	0.005	PPM(V/V)	D
OU1	W-875-15	9/1/21		Bromomethane	<	0.005	PPM(V/V)	D
OU1	W-875-15	9/1/21		Carbon tetrachloride	<	0.005	PPM(V/V)	D
OU1	W-875-15	9/1/21		Chlorobenzene	<	0.005	PPM(V/V)	D
OU1	W-875-15	9/1/21		Chloroethane	<	0.005	PPM(V/V)	D
OU1	W-875-15	9/1/21		Chloroform	<	0.005	PPM(V/V)	D
OU1	W-875-15	9/1/21		Chloromethane	<	0.005	PPM(V/V)	D
OU1	W-875-15	9/1/21		Dibromochloromethane	<	0.005	PPM(V/V)	D
OU1	W-875-15	9/1/21		1,2-Dichlorobenzene	<	0.005	PPM(V/V)	D
OU1	W-875-15	9/1/21		1,3-Dichlorobenzene	<	0.005	PPM(V/V)	D
OU1	W-875-15	9/1/21		1,4-Dichlorobenzene	<	0.005	PPM(V/V)	D
OU1	W-875-15	9/1/21		Dichlorodifluoromethane	<	0.005	PPM(V/V)	D
OU1	W-875-15	9/1/21		1,1-Dichloroethane	<	0.005	PPM(V/V)	D
OU1	W-875-15	9/1/21		1,2-Dichloroethane	<	0.005	PPM(V/V)	D
OU1	W-875-15	9/1/21		1,1-Dichloroethene	<	0.005	PPM(V/V)	D
OU1	W-875-15	9/1/21		cis-1,2-Dichloroethene	<	0.005	PPM(V/V)	D
OU1	W-875-15	9/1/21		trans-1,2-Dichloroethene	<	0.005	PPM(V/V)	D
OU1	W-875-15	9/1/21		1,2-Dichloroethene (total)	<	0.01	PPM(V/V)	D
OU1	W-875-15	9/1/21		1,2-Dichloropropane	<	0.005	PPM(V/V)	D
OU1	W-875-15	9/1/21		cis-1,3-Dichloropropene	<	0.005	PPM(V/V)	D
OU1	W-875-15	9/1/21		trans-1,3-Dichloropropene	<	0.005	PPM(V/V)	D
OU1	W-875-15	9/1/21		Ethylbenzene	<	0.005	PPM(V/V)	D
OU1	W-875-15	9/1/21		Ethylene Dibromide	<	0.005	PPM(V/V)	D
OU1	W-875-15	9/1/21		Trichlorotrifluoroethane	<	0.005	PPM(V/V)	D
OU1	W-875-15	9/1/21		1,2-Dichlorotetrafluoroethane	<	0.005	PPM(V/V)	D
OU1	W-875-15	9/1/21		Isopropyl Alcohol	<	0.005	PPM(V/V)	D
OU1	W-875-15	9/1/21		Methyl t-Butyl Ether	<	0.005	PPM(V/V)	D
OU1	W-875-15	9/1/21		Methylene chloride	<	0.005	PPM(V/V)	D
OU1	W-875-15	9/1/21		o-Xylene	<	0.005	PPM(V/V)	D
OU1	W-875-15	9/1/21		1,1,2,2-Tetrachloroethane	<	0.005	PPM(V/V)	D
OU1	W-875-15	9/1/21		Tetrachloroethene	<	0.005	PPM(V/V)	D
OU1	W-875-15	9/1/21		Toluene	<	0.005	PPM(V/V)	D
OU1	W-875-15	9/1/21		1,1,1-Trichloroethane	<	0.005	PPM(V/V)	D
OU1	W-875-15	9/1/21		1,1,2-Trichloroethane	<	0.005	PPM(V/V)	D
OU1	W-875-15	9/1/21		Trichloroethene		0.014	PPM(V/V)	D
OU1	W-875-15	9/1/21		Trichlorofluoromethane	<	0.005	PPM(V/V)	D
OU1	W-875-15	9/1/21		1,2,4-Trimethylbenzene	<	0.005	PPM(V/V)	D
OU1	W-875-15	9/1/21		1,3,5-Trimethylbenzene	<	0.005	PPM(V/V)	D
OU1	W-875-15	9/1/21		Vinyl chloride	<	0.005	PPM(V/V)	D
OU1	W-875-15	9/1/21		m- and p-Xylene Isomers	<	0.005	PPM(V/V)	D

Attachment 1. Table 2. Soil vapor analytical data collected from wells, Site 300, 2021.

OU	Location	Date	Sample Type	Parameter	LOS Indicator	Result	Units	QA Flag
OU1	W-875-15	10/5/21		Benzene	<	0.005	PPM(V/V)	D
OU1	W-875-15	10/5/21		Bromodichloromethane	<	0.005	PPM(V/V)	D
OU1	W-875-15	10/5/21		Bromoform	<	0.005	PPM(V/V)	D
OU1	W-875-15	10/5/21		Bromomethane	<	0.005	PPM(V/V)	D
OU1	W-875-15	10/5/21		Carbon tetrachloride	<	0.005	PPM(V/V)	D
OU1	W-875-15	10/5/21		Chlorobenzene	<	0.005	PPM(V/V)	D
OU1	W-875-15	10/5/21		Chloroethane	<	0.005	PPM(V/V)	D
OU1	W-875-15	10/5/21		Chloroform	<	0.005	PPM(V/V)	D
OU1	W-875-15	10/5/21		Chloromethane	<	0.005	PPM(V/V)	D
OU1	W-875-15	10/5/21		Dibromochloromethane	<	0.005	PPM(V/V)	D
OU1	W-875-15	10/5/21		1,2-Dichlorobenzene	<	0.005	PPM(V/V)	D
OU1	W-875-15	10/5/21		1,3-Dichlorobenzene	<	0.005	PPM(V/V)	D
OU1	W-875-15	10/5/21		1,4-Dichlorobenzene	<	0.005	PPM(V/V)	D
OU1	W-875-15	10/5/21		Dichlorodifluoromethane	<	0.005	PPM(V/V)	D
OU1	W-875-15	10/5/21		1,1-Dichloroethane	<	0.005	PPM(V/V)	D
OU1	W-875-15	10/5/21		1,2-Dichloroethane	<	0.005	PPM(V/V)	D
OU1	W-875-15	10/5/21		1,1-Dichloroethene	<	0.005	PPM(V/V)	D
OU1	W-875-15	10/5/21		cis-1,2-Dichloroethene	<	0.005	PPM(V/V)	D
OU1	W-875-15	10/5/21		trans-1,2-Dichloroethene	<	0.005	PPM(V/V)	D
OU1	W-875-15	10/5/21		1,2-Dichloroethene (total)	<	0.01	PPM(V/V)	D
OU1	W-875-15	10/5/21		1,2-Dichloropropane	<	0.005	PPM(V/V)	D
OU1	W-875-15	10/5/21		cis-1,3-Dichloropropene	<	0.005	PPM(V/V)	D
OU1	W-875-15	10/5/21		trans-1,3-Dichloropropene	<	0.005	PPM(V/V)	D
OU1	W-875-15	10/5/21		Ethylbenzene	<	0.005	PPM(V/V)	D
OU1	W-875-15	10/5/21		Ethylene Dibromide	<	0.005	PPM(V/V)	D
OU1	W-875-15	10/5/21		Trichlorotrifluoroethane	<	0.005	PPM(V/V)	D
OU1	W-875-15	10/5/21		1,2-Dichlorotetrafluoroethane	<	0.005	PPM(V/V)	D
OU1	W-875-15	10/5/21		Isopropyl Alcohol	<	0.005	PPM(V/V)	D
OU1	W-875-15	10/5/21		Methyl t-Butyl Ether	<	0.005	PPM(V/V)	D
OU1	W-875-15	10/5/21		Methylene chloride	<	0.005	PPM(V/V)	D
OU1	W-875-15	10/5/21		o-Xylene	<	0.005	PPM(V/V)	D
OU1	W-875-15	10/5/21		1,1,2,2-Tetrachloroethane	<	0.005	PPM(V/V)	D
OU1	W-875-15	10/5/21		Tetrachloroethene	<	0.005	PPM(V/V)	D
OU1	W-875-15	10/5/21		Toluene	<	0.005	PPM(V/V)	D
OU1	W-875-15	10/5/21		1,1,1-Trichloroethane	<	0.005	PPM(V/V)	D
OU1	W-875-15	10/5/21		1,1,2-Trichloroethane	<	0.005	PPM(V/V)	D
OU1	W-875-15	10/5/21		Trichloroethene		0.017	PPM(V/V)	D
OU1	W-875-15	10/5/21		Trichlorofluoromethane	<	0.005	PPM(V/V)	D
OU1	W-875-15	10/5/21		1,2,4-Trimethylbenzene	<	0.005	PPM(V/V)	D
OU1	W-875-15	10/5/21		1,3,5-Trimethylbenzene	<	0.005	PPM(V/V)	D
OU1	W-875-15	10/5/21		Vinyl chloride	<	0.005	PPM(V/V)	D
OU1	W-875-15	10/5/21		m- and p-Xylene Isomers	<	0.005	PPM(V/V)	D
OU2	W-834-2001	3/18/21		Benzene	<	0.005	PPM(V/V)	D
OU2	W-834-2001	3/18/21		Bromodichloromethane	<	0.005	PPM(V/V)	D
OU2	W-834-2001	3/18/21		Bromoform	<	0.005	PPM(V/V)	D
OU2	W-834-2001	3/18/21		Bromomethane	<	0.005	PPM(V/V)	D
OU2	W-834-2001	3/18/21		Carbon tetrachloride	<	0.005	PPM(V/V)	D
OU2	W-834-2001	3/18/21		Chlorobenzene	<	0.005	PPM(V/V)	D
OU2	W-834-2001	3/18/21		Chloroethane	<	0.005	PPM(V/V)	D
OU2	W-834-2001	3/18/21		Chloroform	<	0.005	PPM(V/V)	D
OU2	W-834-2001	3/18/21		Chloromethane	<	0.005	PPM(V/V)	D
OU2	W-834-2001	3/18/21		Dibromochloromethane	<	0.005	PPM(V/V)	D
OU2	W-834-2001	3/18/21		1,2-Dichlorobenzene	<	0.005	PPM(V/V)	D
OU2	W-834-2001	3/18/21		1,3-Dichlorobenzene	<	0.005	PPM(V/V)	D
OU2	W-834-2001	3/18/21		1,4-Dichlorobenzene	<	0.005	PPM(V/V)	D
OU2	W-834-2001	3/18/21		Dichlorodifluoromethane	<	0.005	PPM(V/V)	D
OU2	W-834-2001	3/18/21		1,1-Dichloroethane	<	0.005	PPM(V/V)	D
OU2	W-834-2001	3/18/21		1,2-Dichloroethane	<	0.005	PPM(V/V)	D
OU2	W-834-2001	3/18/21		1,1-Dichloroethene	<	0.005	PPM(V/V)	D
OU2	W-834-2001	3/18/21		cis-1,2-Dichloroethene		0.043	PPM(V/V)	D
OU2	W-834-2001	3/18/21		trans-1,2-Dichloroethene	<	0.005	PPM(V/V)	D
OU2	W-834-2001	3/18/21		1,2-Dichloroethene (total)		0.043	PPM(V/V)	D
OU2	W-834-2001	3/18/21		1,2-Dichloropropane	<	0.005	PPM(V/V)	D
OU2	W-834-2001	3/18/21		cis-1,3-Dichloropropene	<	0.005	PPM(V/V)	D
OU2	W-834-2001	3/18/21		trans-1,3-Dichloropropene	<	0.005	PPM(V/V)	D
OU2	W-834-2001	3/18/21		Ethylbenzene	<	0.005	PPM(V/V)	D

Attachment 1. Table 2. Soil vapor analytical data collected from wells, Site 300, 2021.

OU	Location	Date	Sample Type	Parameter	LOS Indicator	Result	Units	QA Flag
OU2	W-834-2001	3/18/21		Ethylene Dibromide	<	0.005	PPM(V/V)	D
OU2	W-834-2001	3/18/21		Trichlorotrifluoroethane	<	0.005	PPM(V/V)	D
OU2	W-834-2001	3/18/21		1,2-Dichlorotetrafluoroethane	<	0.005	PPM(V/V)	D
OU2	W-834-2001	3/18/21		Isopropyl Alcohol	<	0.005	PPM(V/V)	D
OU2	W-834-2001	3/18/21		Methyl t-Butyl Ether	<	0.005	PPM(V/V)	D
OU2	W-834-2001	3/18/21		Methylene chloride	<	0.005	PPM(V/V)	D
OU2	W-834-2001	3/18/21		o-Xylene	<	0.005	PPM(V/V)	D
OU2	W-834-2001	3/18/21		1,1,2,2-Tetrachloroethane	<	0.005	PPM(V/V)	D
OU2	W-834-2001	3/18/21		Tetrachloroethene	<	0.005	PPM(V/V)	D
OU2	W-834-2001	3/18/21		Toluene	<	0.005	PPM(V/V)	D
OU2	W-834-2001	3/18/21		1,1,1-Trichloroethane	<	0.005	PPM(V/V)	D
OU2	W-834-2001	3/18/21		1,1,2-Trichloroethane	<	0.005	PPM(V/V)	D
OU2	W-834-2001	3/18/21		Trichloroethene		0.076	PPM(V/V)	D
OU2	W-834-2001	3/18/21		Trichlorofluoromethane	<	0.005	PPM(V/V)	D
OU2	W-834-2001	3/18/21		1,2,4-Trimethylbenzene	<	0.005	PPM(V/V)	D
OU2	W-834-2001	3/18/21		1,3,5-Trimethylbenzene	<	0.005	PPM(V/V)	D
OU2	W-834-2001	3/18/21		Vinyl chloride	<	0.005	PPM(V/V)	D
OU2	W-834-2001	3/18/21		m- and p-Xylene Isomers	<	0.005	PPM(V/V)	D
OU2	W-834-2001	4/20/21		Benzene	<	0.005	PPM(V/V)	D
OU2	W-834-2001	4/20/21		Bromodichloromethane	<	0.005	PPM(V/V)	D
OU2	W-834-2001	4/20/21		Bromoform	<	0.005	PPM(V/V)	D
OU2	W-834-2001	4/20/21		Bromomethane	<	0.005	PPM(V/V)	D
OU2	W-834-2001	4/20/21		Carbon tetrachloride	<	0.005	PPM(V/V)	D
OU2	W-834-2001	4/20/21		Chlorobenzene	<	0.005	PPM(V/V)	D
OU2	W-834-2001	4/20/21		Chloroethane	<	0.005	PPM(V/V)	D
OU2	W-834-2001	4/20/21		Chloroform	<	0.005	PPM(V/V)	D
OU2	W-834-2001	4/20/21		Chloromethane	<	0.005	PPM(V/V)	D
OU2	W-834-2001	4/20/21		Dibromochloromethane	<	0.005	PPM(V/V)	D
OU2	W-834-2001	4/20/21		1,2-Dichlorobenzene	<	0.005	PPM(V/V)	D
OU2	W-834-2001	4/20/21		1,3-Dichlorobenzene	<	0.005	PPM(V/V)	D
OU2	W-834-2001	4/20/21		1,4-Dichlorobenzene	<	0.005	PPM(V/V)	D
OU2	W-834-2001	4/20/21		Dichlorodifluoromethane	<	0.005	PPM(V/V)	D
OU2	W-834-2001	4/20/21		1,1-Dichloroethane	<	0.005	PPM(V/V)	D
OU2	W-834-2001	4/20/21		1,2-Dichloroethane	<	0.005	PPM(V/V)	D
OU2	W-834-2001	4/20/21		1,1-Dichloroethene	<	0.005	PPM(V/V)	D
OU2	W-834-2001	4/20/21		cis-1,2-Dichloroethene		0.13	PPM(V/V)	D
OU2	W-834-2001	4/20/21		trans-1,2-Dichloroethene	<	0.005	PPM(V/V)	D
OU2	W-834-2001	4/20/21		1,2-Dichloroethene (total)		0.13	PPM(V/V)	D
OU2	W-834-2001	4/20/21		1,2-Dichloropropane	<	0.005	PPM(V/V)	D
OU2	W-834-2001	4/20/21		cis-1,3-Dichloropropene	<	0.005	PPM(V/V)	D
OU2	W-834-2001	4/20/21		trans-1,3-Dichloropropene	<	0.005	PPM(V/V)	D
OU2	W-834-2001	4/20/21		Ethylbenzene	<	0.005	PPM(V/V)	D
OU2	W-834-2001	4/20/21		Ethylene Dibromide	<	0.005	PPM(V/V)	D
OU2	W-834-2001	4/20/21		Trichlorotrifluoroethane	<	0.005	PPM(V/V)	D
OU2	W-834-2001	4/20/21		1,2-Dichlorotetrafluoroethane	<	0.005	PPM(V/V)	D
OU2	W-834-2001	4/20/21		Isopropyl Alcohol	<	0.005	PPM(V/V)	D
OU2	W-834-2001	4/20/21		Methyl t-Butyl Ether	<	0.005	PPM(V/V)	D
OU2	W-834-2001	4/20/21		Methylene chloride	<	0.005	PPM(V/V)	D
OU2	W-834-2001	4/20/21		o-Xylene	<	0.005	PPM(V/V)	D
OU2	W-834-2001	4/20/21		1,1,2,2-Tetrachloroethane	<	0.005	PPM(V/V)	D
OU2	W-834-2001	4/20/21		Tetrachloroethene		0.0069	PPM(V/V)	D
OU2	W-834-2001	4/20/21		Toluene	<	0.005	PPM(V/V)	D
OU2	W-834-2001	4/20/21		1,1,1-Trichloroethane	<	0.005	PPM(V/V)	D
OU2	W-834-2001	4/20/21		1,1,2-Trichloroethane	<	0.005	PPM(V/V)	D
OU2	W-834-2001	4/20/21		Trichloroethene		0.23	PPM(V/V)	D
OU2	W-834-2001	4/20/21		Trichlorofluoromethane	<	0.005	PPM(V/V)	D
OU2	W-834-2001	4/20/21		1,2,4-Trimethylbenzene	<	0.005	PPM(V/V)	D
OU2	W-834-2001	4/20/21		1,3,5-Trimethylbenzene	<	0.005	PPM(V/V)	D
OU2	W-834-2001	4/20/21		Vinyl chloride	<	0.005	PPM(V/V)	D
OU2	W-834-2001	4/20/21		m- and p-Xylene Isomers	<	0.005	PPM(V/V)	D
OU2	W-834-2001	8/24/21		Benzene	<	0.005	PPM(V/V)	D
OU2	W-834-2001	8/24/21		Bromodichloromethane	<	0.005	PPM(V/V)	D
OU2	W-834-2001	8/24/21		Bromoform	<	0.005	PPM(V/V)	D
OU2	W-834-2001	8/24/21		Bromomethane	<	0.005	PPM(V/V)	D
OU2	W-834-2001	8/24/21		Carbon tetrachloride	<	0.005	PPM(V/V)	D
OU2	W-834-2001	8/24/21		Chlorobenzene	<	0.005	PPM(V/V)	D

Attachment 1. Table 2. Soil vapor analytical data collected from wells, Site 300, 2021.

OU	Location	Date	Sample Type	Parameter	LOS Indicator	Result	Units	QA Flag
OU2	W-834-2001	8/24/21		Chloroethane	<	0.005	PPM(V/V)	D
OU2	W-834-2001	8/24/21		Chloroform	<	0.005	PPM(V/V)	D
OU2	W-834-2001	8/24/21		Chloromethane	<	0.005	PPM(V/V)	D
OU2	W-834-2001	8/24/21		Dibromochloromethane	<	0.005	PPM(V/V)	D
OU2	W-834-2001	8/24/21		1,2-Dichlorobenzene	<	0.005	PPM(V/V)	D
OU2	W-834-2001	8/24/21		1,3-Dichlorobenzene	<	0.005	PPM(V/V)	D
OU2	W-834-2001	8/24/21		1,4-Dichlorobenzene	<	0.005	PPM(V/V)	D
OU2	W-834-2001	8/24/21		Dichlorodifluoromethane	<	0.005	PPM(V/V)	D
OU2	W-834-2001	8/24/21		1,1-Dichloroethane	<	0.005	PPM(V/V)	D
OU2	W-834-2001	8/24/21		1,2-Dichloroethane	<	0.005	PPM(V/V)	D
OU2	W-834-2001	8/24/21		1,1-Dichloroethene	<	0.005	PPM(V/V)	D
OU2	W-834-2001	8/24/21		cis-1,2-Dichloroethene		0.17	PPM(V/V)	D
OU2	W-834-2001	8/24/21		trans-1,2-Dichloroethene	<	0.005	PPM(V/V)	D
OU2	W-834-2001	8/24/21		1,2-Dichloroethene (total)		0.17	PPM(V/V)	D
OU2	W-834-2001	8/24/21		1,2-Dichloropropane	<	0.005	PPM(V/V)	D
OU2	W-834-2001	8/24/21		cis-1,3-Dichloropropene	<	0.005	PPM(V/V)	D
OU2	W-834-2001	8/24/21		trans-1,3-Dichloropropene	<	0.005	PPM(V/V)	D
OU2	W-834-2001	8/24/21		Ethylbenzene	<	0.005	PPM(V/V)	D
OU2	W-834-2001	8/24/21		Ethylene Dibromide	<	0.005	PPM(V/V)	D
OU2	W-834-2001	8/24/21		Trichlorotrifluoroethane	<	0.005	PPM(V/V)	D
OU2	W-834-2001	8/24/21		1,2-Dichlorotetrafluoroethane	<	0.005	PPM(V/V)	D
OU2	W-834-2001	8/24/21		Isopropyl Alcohol	<	0.005	PPM(V/V)	D
OU2	W-834-2001	8/24/21		Methyl t-Butyl Ether	<	0.005	PPM(V/V)	D
OU2	W-834-2001	8/24/21		Methylene chloride	<	0.005	PPM(V/V)	D
OU2	W-834-2001	8/24/21		o-Xylene	<	0.005	PPM(V/V)	D
OU2	W-834-2001	8/24/21		1,1,2,2-Tetrachloroethane	<	0.005	PPM(V/V)	D
OU2	W-834-2001	8/24/21		Tetrachloroethene		0.014	PPM(V/V)	D
OU2	W-834-2001	8/24/21		Toluene	<	0.005	PPM(V/V)	D
OU2	W-834-2001	8/24/21		1,1,1-Trichloroethane	<	0.005	PPM(V/V)	D
OU2	W-834-2001	8/24/21		1,1,2-Trichloroethane	<	0.005	PPM(V/V)	D
OU2	W-834-2001	8/24/21		Trichloroethene		0.42	PPM(V/V)	D
OU2	W-834-2001	8/24/21		Trichlorofluoromethane	<	0.005	PPM(V/V)	D
OU2	W-834-2001	8/24/21		1,2,4-Trimethylbenzene	<	0.005	PPM(V/V)	D
OU2	W-834-2001	8/24/21		1,3,5-Trimethylbenzene	<	0.005	PPM(V/V)	D
OU2	W-834-2001	8/24/21		Vinyl chloride	<	0.005	PPM(V/V)	D
OU2	W-834-2001	8/24/21		m- and p-Xylene Isomers	<	0.005	PPM(V/V)	D
OU2	W-834-2001	10/19/21		Benzene	<	0.05	PPM(V/V)	D
OU2	W-834-2001	10/19/21		Bromodichloromethane	<	0.05	PPM(V/V)	D
OU2	W-834-2001	10/19/21		Bromoform	<	0.05	PPM(V/V)	D
OU2	W-834-2001	10/19/21		Bromomethane	<	0.05	PPM(V/V)	D
OU2	W-834-2001	10/19/21		Carbon tetrachloride	<	0.05	PPM(V/V)	D
OU2	W-834-2001	10/19/21		Chlorobenzene	<	0.05	PPM(V/V)	D
OU2	W-834-2001	10/19/21		Chloroethane	<	0.05	PPM(V/V)	D
OU2	W-834-2001	10/19/21		Chloroform	<	0.05	PPM(V/V)	D
OU2	W-834-2001	10/19/21		Chloromethane	<	0.05	PPM(V/V)	D
OU2	W-834-2001	10/19/21		Dibromochloromethane	<	0.05	PPM(V/V)	D
OU2	W-834-2001	10/19/21		1,2-Dichlorobenzene	<	0.05	PPM(V/V)	D
OU2	W-834-2001	10/19/21		1,3-Dichlorobenzene	<	0.05	PPM(V/V)	D
OU2	W-834-2001	10/19/21		1,4-Dichlorobenzene	<	0.05	PPM(V/V)	D
OU2	W-834-2001	10/19/21		Dichlorodifluoromethane	<	0.05	PPM(V/V)	D
OU2	W-834-2001	10/19/21		1,1-Dichloroethane	<	0.05	PPM(V/V)	D
OU2	W-834-2001	10/19/21		1,2-Dichloroethane	<	0.05	PPM(V/V)	D
OU2	W-834-2001	10/19/21		1,1-Dichloroethene	<	0.05	PPM(V/V)	D
OU2	W-834-2001	10/19/21		cis-1,2-Dichloroethene		0.44	PPM(V/V)	D
OU2	W-834-2001	10/19/21		trans-1,2-Dichloroethene	<	0.05	PPM(V/V)	D
OU2	W-834-2001	10/19/21		1,2-Dichloroethene (total)		0.44	PPM(V/V)	D
OU2	W-834-2001	10/19/21		1,2-Dichloropropane	<	0.05	PPM(V/V)	D
OU2	W-834-2001	10/19/21		cis-1,3-Dichloropropene	<	0.05	PPM(V/V)	D
OU2	W-834-2001	10/19/21		trans-1,3-Dichloropropene	<	0.05	PPM(V/V)	D
OU2	W-834-2001	10/19/21		Ethylbenzene	<	0.05	PPM(V/V)	D
OU2	W-834-2001	10/19/21		Ethylene Dibromide	<	0.05	PPM(V/V)	D
OU2	W-834-2001	10/19/21		Trichlorotrifluoroethane	<	0.05	PPM(V/V)	D
OU2	W-834-2001	10/19/21		1,2-Dichlorotetrafluoroethane	<	0.05	PPM(V/V)	D
OU2	W-834-2001	10/19/21		Isopropyl Alcohol	<	0.05	PPM(V/V)	D
OU2	W-834-2001	10/19/21		Methyl t-Butyl Ether	<	0.05	PPM(V/V)	D
OU2	W-834-2001	10/19/21		Methylene chloride	<	0.05	PPM(V/V)	D

Attachment 1. Table 2. Soil vapor analytical data collected from wells, Site 300, 2021.

OU	Location	Date	Sample Type	Parameter	LOS Indicator	Result	Units	QA Flag
OU2	W-834-2001	10/19/21		o-Xylene	<	0.05	PPM(V/V)	D
OU2	W-834-2001	10/19/21		1,1,2,2-Tetrachloroethane	<	0.05	PPM(V/V)	D
OU2	W-834-2001	10/19/21		Tetrachloroethene	<	0.05	PPM(V/V)	D
OU2	W-834-2001	10/19/21		Toluene	<	0.05	PPM(V/V)	D
OU2	W-834-2001	10/19/21		1,1,1-Trichloroethane	<	0.05	PPM(V/V)	D
OU2	W-834-2001	10/19/21		1,1,2-Trichloroethane	<	0.05	PPM(V/V)	D
OU2	W-834-2001	10/19/21		Trichloroethene		0.82	PPM(V/V)	D
OU2	W-834-2001	10/19/21		Trichlorofluoromethane	<	0.05	PPM(V/V)	D
OU2	W-834-2001	10/19/21		1,2,4-Trimethylbenzene	<	0.05	PPM(V/V)	D
OU2	W-834-2001	10/19/21		1,3,5-Trimethylbenzene	<	0.05	PPM(V/V)	D
OU2	W-834-2001	10/19/21		Vinyl chloride	<	0.05	PPM(V/V)	D
OU2	W-834-2001	10/19/21		m- and p-Xylene Isomers	<	0.05	PPM(V/V)	D
OU2	W-834-2113	3/18/21		Benzene	<	0.01	PPM(V/V)	D
OU2	W-834-2113	3/18/21		Bromodichloromethane	<	0.01	PPM(V/V)	D
OU2	W-834-2113	3/18/21		Bromoform	<	0.01	PPM(V/V)	D
OU2	W-834-2113	3/18/21		Bromomethane	<	0.01	PPM(V/V)	D
OU2	W-834-2113	3/18/21		Carbon tetrachloride	<	0.01	PPM(V/V)	D
OU2	W-834-2113	3/18/21		Chlorobenzene	<	0.01	PPM(V/V)	D
OU2	W-834-2113	3/18/21		Chloroethane	<	0.01	PPM(V/V)	D
OU2	W-834-2113	3/18/21		Chloroform	<	0.01	PPM(V/V)	D
OU2	W-834-2113	3/18/21		Chloromethane	<	0.01	PPM(V/V)	D
OU2	W-834-2113	3/18/21		Dibromochloromethane	<	0.01	PPM(V/V)	D
OU2	W-834-2113	3/18/21		1,2-Dichlorobenzene	<	0.01	PPM(V/V)	D
OU2	W-834-2113	3/18/21		1,3-Dichlorobenzene	<	0.01	PPM(V/V)	D
OU2	W-834-2113	3/18/21		1,4-Dichlorobenzene	<	0.01	PPM(V/V)	D
OU2	W-834-2113	3/18/21		Dichlorodifluoromethane	<	0.01	PPM(V/V)	D
OU2	W-834-2113	3/18/21		1,1-Dichloroethane	<	0.01	PPM(V/V)	D
OU2	W-834-2113	3/18/21		1,2-Dichloroethane	<	0.01	PPM(V/V)	D
OU2	W-834-2113	3/18/21		1,1-Dichloroethene	<	0.01	PPM(V/V)	D
OU2	W-834-2113	3/18/21		cis-1,2-Dichloroethene	<	0.01	PPM(V/V)	D
OU2	W-834-2113	3/18/21		trans-1,2-Dichloroethene	<	0.01	PPM(V/V)	D
OU2	W-834-2113	3/18/21		1,2-Dichloroethene (total)	<	0.02	PPM(V/V)	D
OU2	W-834-2113	3/18/21		1,2-Dichloropropane	<	0.01	PPM(V/V)	D
OU2	W-834-2113	3/18/21		cis-1,3-Dichloropropene	<	0.01	PPM(V/V)	D
OU2	W-834-2113	3/18/21		trans-1,3-Dichloropropene	<	0.01	PPM(V/V)	D
OU2	W-834-2113	3/18/21		Ethylbenzene	<	0.01	PPM(V/V)	D
OU2	W-834-2113	3/18/21		Ethylene Dibromide	<	0.01	PPM(V/V)	D
OU2	W-834-2113	3/18/21		Trichlorotrifluoroethane	<	0.01	PPM(V/V)	D
OU2	W-834-2113	3/18/21		1,2-Dichlorotetrafluoroethane	<	0.01	PPM(V/V)	D
OU2	W-834-2113	3/18/21		Isopropyl Alcohol	<	0.01	PPM(V/V)	D
OU2	W-834-2113	3/18/21		Methyl t-Butyl Ether	<	0.01	PPM(V/V)	D
OU2	W-834-2113	3/18/21		Methylene chloride	<	0.01	PPM(V/V)	D
OU2	W-834-2113	3/18/21		o-Xylene	<	0.01	PPM(V/V)	D
OU2	W-834-2113	3/18/21		1,1,2,2-Tetrachloroethane	<	0.01	PPM(V/V)	D
OU2	W-834-2113	3/18/21		Tetrachloroethene	<	0.01	PPM(V/V)	D
OU2	W-834-2113	3/18/21		Toluene	<	0.01	PPM(V/V)	D
OU2	W-834-2113	3/18/21		1,1,1-Trichloroethane	<	0.01	PPM(V/V)	D
OU2	W-834-2113	3/18/21		1,1,2-Trichloroethane	<	0.01	PPM(V/V)	D
OU2	W-834-2113	3/18/21		Trichloroethene		0.69	PPM(V/V)	D
OU2	W-834-2113	3/18/21		Trichlorofluoromethane	<	0.01	PPM(V/V)	D
OU2	W-834-2113	3/18/21		1,2,4-Trimethylbenzene	<	0.01	PPM(V/V)	D
OU2	W-834-2113	3/18/21		1,3,5-Trimethylbenzene	<	0.01	PPM(V/V)	D
OU2	W-834-2113	3/18/21		Vinyl chloride	<	0.01	PPM(V/V)	D
OU2	W-834-2113	3/18/21		m- and p-Xylene Isomers	<	0.01	PPM(V/V)	D
OU2	W-834-2113	4/20/21		Benzene	<	0.05	PPM(V/V)	D
OU2	W-834-2113	4/20/21		Bromodichloromethane	<	0.05	PPM(V/V)	D
OU2	W-834-2113	4/20/21		Bromoform	<	0.05	PPM(V/V)	D
OU2	W-834-2113	4/20/21		Bromomethane	<	0.05	PPM(V/V)	D
OU2	W-834-2113	4/20/21		Carbon tetrachloride	<	0.05	PPM(V/V)	D
OU2	W-834-2113	4/20/21		Chlorobenzene	<	0.05	PPM(V/V)	D
OU2	W-834-2113	4/20/21		Chloroethane	<	0.05	PPM(V/V)	D
OU2	W-834-2113	4/20/21		Chloroform	<	0.05	PPM(V/V)	D
OU2	W-834-2113	4/20/21		Chloromethane	<	0.05	PPM(V/V)	D
OU2	W-834-2113	4/20/21		Dibromochloromethane	<	0.05	PPM(V/V)	D
OU2	W-834-2113	4/20/21		1,2-Dichlorobenzene	<	0.05	PPM(V/V)	D
OU2	W-834-2113	4/20/21		1,3-Dichlorobenzene	<	0.05	PPM(V/V)	D

Attachment 1. Table 2. Soil vapor analytical data collected from wells, Site 300, 2021.

OU	Location	Date	Sample Type	Parameter	LOS Indicator	Result	Units	QA Flag
OU2	W-834-2113	4/20/21		1,4-Dichlorobenzene	<	0.05	PPM(V/V)	D
OU2	W-834-2113	4/20/21		Dichlorodifluoromethane	<	0.05	PPM(V/V)	D
OU2	W-834-2113	4/20/21		1,1-Dichloroethane	<	0.05	PPM(V/V)	D
OU2	W-834-2113	4/20/21		1,2-Dichloroethane	<	0.05	PPM(V/V)	D
OU2	W-834-2113	4/20/21		1,1-Dichloroethene	<	0.05	PPM(V/V)	D
OU2	W-834-2113	4/20/21		cis-1,2-Dichloroethene	<	0.05	PPM(V/V)	D
OU2	W-834-2113	4/20/21		trans-1,2-Dichloroethene	<	0.05	PPM(V/V)	D
OU2	W-834-2113	4/20/21		1,2-Dichloroethene (total)	<	0.1	PPM(V/V)	D
OU2	W-834-2113	4/20/21		1,2-Dichloropropane	<	0.05	PPM(V/V)	D
OU2	W-834-2113	4/20/21		cis-1,3-Dichloropropene	<	0.05	PPM(V/V)	D
OU2	W-834-2113	4/20/21		trans-1,3-Dichloropropene	<	0.05	PPM(V/V)	D
OU2	W-834-2113	4/20/21		Ethylbenzene	<	0.05	PPM(V/V)	D
OU2	W-834-2113	4/20/21		Ethylene Dibromide	<	0.05	PPM(V/V)	D
OU2	W-834-2113	4/20/21		Trichlorotrifluoroethane	<	0.05	PPM(V/V)	D
OU2	W-834-2113	4/20/21		1,2-Dichlorotetrafluoroethane	<	0.05	PPM(V/V)	D
OU2	W-834-2113	4/20/21		Isopropyl Alcohol	<	0.05	PPM(V/V)	D
OU2	W-834-2113	4/20/21		Methyl t-Butyl Ether	<	0.05	PPM(V/V)	D
OU2	W-834-2113	4/20/21		Methylene chloride	<	0.05	PPM(V/V)	D
OU2	W-834-2113	4/20/21		o-Xylene	<	0.05	PPM(V/V)	D
OU2	W-834-2113	4/20/21		1,1,2,2-Tetrachloroethane	<	0.05	PPM(V/V)	D
OU2	W-834-2113	4/20/21		Tetrachloroethene	<	0.05	PPM(V/V)	D
OU2	W-834-2113	4/20/21		Toluene	<	0.05	PPM(V/V)	D
OU2	W-834-2113	4/20/21		1,1,1-Trichloroethane	<	0.05	PPM(V/V)	D
OU2	W-834-2113	4/20/21		1,1,2-Trichloroethane	<	0.05	PPM(V/V)	D
OU2	W-834-2113	4/20/21		Trichloroethene		2.5	PPM(V/V)	D
OU2	W-834-2113	4/20/21		Trichlorofluoromethane	<	0.05	PPM(V/V)	D
OU2	W-834-2113	4/20/21		1,2,4-Trimethylbenzene	<	0.05	PPM(V/V)	D
OU2	W-834-2113	4/20/21		1,3,5-Trimethylbenzene	<	0.05	PPM(V/V)	D
OU2	W-834-2113	4/20/21		Vinyl chloride	<	0.05	PPM(V/V)	D
OU2	W-834-2113	4/20/21		m- and p-Xylene Isomers	<	0.05	PPM(V/V)	D
OU2	W-834-2113	8/24/21		Benzene	<	0.05	PPM(V/V)	D
OU2	W-834-2113	8/24/21		Bromodichloromethane	<	0.05	PPM(V/V)	D
OU2	W-834-2113	8/24/21		Bromoform	<	0.05	PPM(V/V)	D
OU2	W-834-2113	8/24/21		Bromomethane	<	0.05	PPM(V/V)	D
OU2	W-834-2113	8/24/21		Carbon tetrachloride	<	0.05	PPM(V/V)	D
OU2	W-834-2113	8/24/21		Chlorobenzene	<	0.05	PPM(V/V)	D
OU2	W-834-2113	8/24/21		Chloroethane	<	0.05	PPM(V/V)	D
OU2	W-834-2113	8/24/21		Chloroform	<	0.05	PPM(V/V)	D
OU2	W-834-2113	8/24/21		Chloromethane	<	0.05	PPM(V/V)	D
OU2	W-834-2113	8/24/21		Dibromochloromethane	<	0.05	PPM(V/V)	D
OU2	W-834-2113	8/24/21		1,2-Dichlorobenzene	<	0.05	PPM(V/V)	D
OU2	W-834-2113	8/24/21		1,3-Dichlorobenzene	<	0.05	PPM(V/V)	D
OU2	W-834-2113	8/24/21		1,4-Dichlorobenzene	<	0.05	PPM(V/V)	D
OU2	W-834-2113	8/24/21		Dichlorodifluoromethane	<	0.05	PPM(V/V)	D
OU2	W-834-2113	8/24/21		1,1-Dichloroethane	<	0.05	PPM(V/V)	D
OU2	W-834-2113	8/24/21		1,2-Dichloroethane	<	0.05	PPM(V/V)	D
OU2	W-834-2113	8/24/21		1,1-Dichloroethene	<	0.05	PPM(V/V)	D
OU2	W-834-2113	8/24/21		cis-1,2-Dichloroethene	<	0.05	PPM(V/V)	D
OU2	W-834-2113	8/24/21		trans-1,2-Dichloroethene	<	0.05	PPM(V/V)	D
OU2	W-834-2113	8/24/21		1,2-Dichloroethene (total)	<	0.1	PPM(V/V)	D
OU2	W-834-2113	8/24/21		1,2-Dichloropropane	<	0.05	PPM(V/V)	D
OU2	W-834-2113	8/24/21		cis-1,3-Dichloropropene	<	0.05	PPM(V/V)	D
OU2	W-834-2113	8/24/21		trans-1,3-Dichloropropene	<	0.05	PPM(V/V)	D
OU2	W-834-2113	8/24/21		Ethylbenzene	<	0.05	PPM(V/V)	D
OU2	W-834-2113	8/24/21		Ethylene Dibromide	<	0.05	PPM(V/V)	D
OU2	W-834-2113	8/24/21		Trichlorotrifluoroethane	<	0.05	PPM(V/V)	D
OU2	W-834-2113	8/24/21		1,2-Dichlorotetrafluoroethane	<	0.05	PPM(V/V)	D
OU2	W-834-2113	8/24/21		Isopropyl Alcohol	<	0.05	PPM(V/V)	D
OU2	W-834-2113	8/24/21		Methyl t-Butyl Ether	<	0.05	PPM(V/V)	D
OU2	W-834-2113	8/24/21		Methylene chloride	<	0.05	PPM(V/V)	D
OU2	W-834-2113	8/24/21		o-Xylene	<	0.05	PPM(V/V)	D
OU2	W-834-2113	8/24/21		1,1,2,2-Tetrachloroethane	<	0.05	PPM(V/V)	D
OU2	W-834-2113	8/24/21		Tetrachloroethene	<	0.05	PPM(V/V)	D
OU2	W-834-2113	8/24/21		Toluene	<	0.05	PPM(V/V)	D
OU2	W-834-2113	8/24/21		1,1,1-Trichloroethane	<	0.05	PPM(V/V)	D
OU2	W-834-2113	8/24/21		1,1,2-Trichloroethane	<	0.05	PPM(V/V)	D

Attachment 1. Table 2. Soil vapor analytical data collected from wells, Site 300, 2021.

OU	Location	Date	Sample Type	Parameter	LOS Indicator	Result	Units	QA Flag
OU2	W-834-2113	8/24/21		Trichloroethene		1.2	PPM(V/V)	D
OU2	W-834-2113	8/24/21		Trichlorofluoromethane	<	0.05	PPM(V/V)	D
OU2	W-834-2113	8/24/21		1,2,4-Trimethylbenzene	<	0.05	PPM(V/V)	D
OU2	W-834-2113	8/24/21		1,3,5-Trimethylbenzene	<	0.05	PPM(V/V)	D
OU2	W-834-2113	8/24/21		Vinyl chloride	<	0.05	PPM(V/V)	D
OU2	W-834-2113	8/24/21		m- and p-Xylene Isomers	<	0.05	PPM(V/V)	D
OU2	W-834-2113	10/19/21		Benzene	<	0.05	PPM(V/V)	D
OU2	W-834-2113	10/19/21		Bromodichloromethane	<	0.05	PPM(V/V)	D
OU2	W-834-2113	10/19/21		Bromoform	<	0.05	PPM(V/V)	D
OU2	W-834-2113	10/19/21		Bromomethane	<	0.05	PPM(V/V)	D
OU2	W-834-2113	10/19/21		Carbon tetrachloride	<	0.05	PPM(V/V)	D
OU2	W-834-2113	10/19/21		Chlorobenzene	<	0.05	PPM(V/V)	D
OU2	W-834-2113	10/19/21		Chloroethane	<	0.05	PPM(V/V)	D
OU2	W-834-2113	10/19/21		Chloroform	<	0.05	PPM(V/V)	D
OU2	W-834-2113	10/19/21		Chloromethane	<	0.05	PPM(V/V)	D
OU2	W-834-2113	10/19/21		Dibromochloromethane	<	0.05	PPM(V/V)	D
OU2	W-834-2113	10/19/21		1,2-Dichlorobenzene	<	0.05	PPM(V/V)	D
OU2	W-834-2113	10/19/21		1,3-Dichlorobenzene	<	0.05	PPM(V/V)	D
OU2	W-834-2113	10/19/21		1,4-Dichlorobenzene	<	0.05	PPM(V/V)	D
OU2	W-834-2113	10/19/21		Dichlorodifluoromethane	<	0.05	PPM(V/V)	D
OU2	W-834-2113	10/19/21		1,1-Dichloroethane	<	0.05	PPM(V/V)	D
OU2	W-834-2113	10/19/21		1,2-Dichloroethane	<	0.05	PPM(V/V)	D
OU2	W-834-2113	10/19/21		1,1-Dichloroethene	<	0.05	PPM(V/V)	D
OU2	W-834-2113	10/19/21		cis-1,2-Dichloroethene	<	0.05	PPM(V/V)	D
OU2	W-834-2113	10/19/21		trans-1,2-Dichloroethene	<	0.05	PPM(V/V)	D
OU2	W-834-2113	10/19/21		1,2-Dichloroethene (total)	<	0.1	PPM(V/V)	D
OU2	W-834-2113	10/19/21		1,2-Dichloropropane	<	0.05	PPM(V/V)	D
OU2	W-834-2113	10/19/21		cis-1,3-Dichloropropene	<	0.05	PPM(V/V)	D
OU2	W-834-2113	10/19/21		trans-1,3-Dichloropropene	<	0.05	PPM(V/V)	D
OU2	W-834-2113	10/19/21		Ethylbenzene	<	0.05	PPM(V/V)	D
OU2	W-834-2113	10/19/21		Ethylene Dibromide	<	0.05	PPM(V/V)	D
OU2	W-834-2113	10/19/21		Trichlorotrifluoroethane	<	0.05	PPM(V/V)	D
OU2	W-834-2113	10/19/21		1,2-Dichlorotetrafluoroethane	<	0.05	PPM(V/V)	D
OU2	W-834-2113	10/19/21		Isopropyl Alcohol	<	0.05	PPM(V/V)	D
OU2	W-834-2113	10/19/21		Methyl t-Butyl Ether	<	0.05	PPM(V/V)	D
OU2	W-834-2113	10/19/21		Methylene chloride	<	0.05	PPM(V/V)	D
OU2	W-834-2113	10/19/21		o-Xylene	<	0.05	PPM(V/V)	D
OU2	W-834-2113	10/19/21		1,1,2,2-Tetrachloroethane	<	0.05	PPM(V/V)	D
OU2	W-834-2113	10/19/21		Tetrachloroethene	<	0.05	PPM(V/V)	D
OU2	W-834-2113	10/19/21		Toluene	<	0.05	PPM(V/V)	D
OU2	W-834-2113	10/19/21		1,1,1-Trichloroethane	<	0.05	PPM(V/V)	D
OU2	W-834-2113	10/19/21		1,1,2-Trichloroethane	<	0.05	PPM(V/V)	D
OU2	W-834-2113	10/19/21		Trichloroethene		1.5	PPM(V/V)	D
OU2	W-834-2113	10/19/21		Trichlorofluoromethane	<	0.05	PPM(V/V)	D
OU2	W-834-2113	10/19/21		1,2,4-Trimethylbenzene	<	0.05	PPM(V/V)	D
OU2	W-834-2113	10/19/21		1,3,5-Trimethylbenzene	<	0.05	PPM(V/V)	D
OU2	W-834-2113	10/19/21		Vinyl chloride	<	0.05	PPM(V/V)	D
OU2	W-834-2113	10/19/21		m- and p-Xylene Isomers	<	0.05	PPM(V/V)	D
OU2	W-834-B2	3/18/21		Benzene	<	0.005	PPM(V/V)	D
OU2	W-834-B2	3/18/21		Bromodichloromethane	<	0.005	PPM(V/V)	D
OU2	W-834-B2	3/18/21		Bromoform	<	0.005	PPM(V/V)	D
OU2	W-834-B2	3/18/21		Bromomethane	<	0.005	PPM(V/V)	D
OU2	W-834-B2	3/18/21		Carbon tetrachloride	<	0.005	PPM(V/V)	D
OU2	W-834-B2	3/18/21		Chlorobenzene	<	0.005	PPM(V/V)	D
OU2	W-834-B2	3/18/21		Chloroethane	<	0.005	PPM(V/V)	D
OU2	W-834-B2	3/18/21		Chloroform	<	0.005	PPM(V/V)	D
OU2	W-834-B2	3/18/21		Chloromethane	<	0.005	PPM(V/V)	D
OU2	W-834-B2	3/18/21		Dibromochloromethane	<	0.005	PPM(V/V)	D
OU2	W-834-B2	3/18/21		1,2-Dichlorobenzene	<	0.005	PPM(V/V)	D
OU2	W-834-B2	3/18/21		1,3-Dichlorobenzene	<	0.005	PPM(V/V)	D
OU2	W-834-B2	3/18/21		1,4-Dichlorobenzene	<	0.005	PPM(V/V)	D
OU2	W-834-B2	3/18/21		Dichlorodifluoromethane	<	0.005	PPM(V/V)	D
OU2	W-834-B2	3/18/21		1,1-Dichloroethane	<	0.005	PPM(V/V)	D
OU2	W-834-B2	3/18/21		1,2-Dichloroethane	<	0.005	PPM(V/V)	D
OU2	W-834-B2	3/18/21		1,1-Dichloroethene	<	0.005	PPM(V/V)	D
OU2	W-834-B2	3/18/21		cis-1,2-Dichloroethene		0.28	PPM(V/V)	D

Attachment 1. Table 2. Soil vapor analytical data collected from wells, Site 300, 2021.

OU	Location	Date	Sample Type	Parameter	LOS Indicator	Result	Units	QA Flag
OU2	W-834-B2	3/18/21		trans-1,2-Dichloroethene	<	0.05	PPM(V/V)	D
OU2	W-834-B2	3/18/21		1,2-Dichloroethene (total)		0.28	PPM(V/V)	D
OU2	W-834-B2	3/18/21		1,2-Dichloropropane	<	0.005	PPM(V/V)	D
OU2	W-834-B2	3/18/21		cis-1,3-Dichloropropene	<	0.005	PPM(V/V)	D
OU2	W-834-B2	3/18/21		trans-1,3-Dichloropropene	<	0.005	PPM(V/V)	D
OU2	W-834-B2	3/18/21		Ethylbenzene	<	0.005	PPM(V/V)	D
OU2	W-834-B2	3/18/21		Ethylene Dibromide	<	0.005	PPM(V/V)	D
OU2	W-834-B2	3/18/21		Trichlorotrifluoroethane	<	0.005	PPM(V/V)	D
OU2	W-834-B2	3/18/21		1,2-Dichlorotetrafluoroethane	<	0.005	PPM(V/V)	D
OU2	W-834-B2	3/18/21		Isopropyl Alcohol	<	0.005	PPM(V/V)	D
OU2	W-834-B2	3/18/21		Methyl t-Butyl Ether	<	0.005	PPM(V/V)	D
OU2	W-834-B2	3/18/21		Methylene chloride	<	0.005	PPM(V/V)	D
OU2	W-834-B2	3/18/21		o-Xylene	<	0.005	PPM(V/V)	D
OU2	W-834-B2	3/18/21		1,1,2,2-Tetrachloroethane	<	0.005	PPM(V/V)	D
OU2	W-834-B2	3/18/21		Tetrachloroethene		0.019	PPM(V/V)	D
OU2	W-834-B2	3/18/21		Toluene	<	0.005	PPM(V/V)	D
OU2	W-834-B2	3/18/21		1,1,1-Trichloroethane	<	0.005	PPM(V/V)	D
OU2	W-834-B2	3/18/21		1,1,2-Trichloroethane	<	0.005	PPM(V/V)	D
OU2	W-834-B2	3/18/21		Trichloroethene		0.56	PPM(V/V)	D
OU2	W-834-B2	3/18/21		Trichlorofluoromethane	<	0.005	PPM(V/V)	D
OU2	W-834-B2	3/18/21		1,2,4-Trimethylbenzene	<	0.005	PPM(V/V)	D
OU2	W-834-B2	3/18/21		1,3,5-Trimethylbenzene	<	0.005	PPM(V/V)	D
OU2	W-834-B2	3/18/21		Vinyl chloride	<	0.005	PPM(V/V)	D
OU2	W-834-B2	3/18/21		m- and p-Xylene Isomers	<	0.005	PPM(V/V)	D
OU2	W-834-B2	4/20/21		Benzene	<	0.05	PPM(V/V)	D
OU2	W-834-B2	4/20/21		Bromodichloromethane	<	0.05	PPM(V/V)	D
OU2	W-834-B2	4/20/21		Bromoform	<	0.05	PPM(V/V)	D
OU2	W-834-B2	4/20/21		Bromomethane	<	0.05	PPM(V/V)	D
OU2	W-834-B2	4/20/21		Carbon tetrachloride	<	0.05	PPM(V/V)	D
OU2	W-834-B2	4/20/21		Chlorobenzene	<	0.05	PPM(V/V)	D
OU2	W-834-B2	4/20/21		Chloroethane	<	0.05	PPM(V/V)	D
OU2	W-834-B2	4/20/21		Chloroform	<	0.05	PPM(V/V)	D
OU2	W-834-B2	4/20/21		Chloromethane	<	0.05	PPM(V/V)	D
OU2	W-834-B2	4/20/21		Dibromochloromethane	<	0.05	PPM(V/V)	D
OU2	W-834-B2	4/20/21		1,2-Dichlorobenzene	<	0.05	PPM(V/V)	D
OU2	W-834-B2	4/20/21		1,3-Dichlorobenzene	<	0.05	PPM(V/V)	D
OU2	W-834-B2	4/20/21		1,4-Dichlorobenzene	<	0.05	PPM(V/V)	D
OU2	W-834-B2	4/20/21		Dichlorodifluoromethane	<	0.05	PPM(V/V)	D
OU2	W-834-B2	4/20/21		1,1-Dichloroethane	<	0.05	PPM(V/V)	D
OU2	W-834-B2	4/20/21		1,2-Dichloroethane	<	0.05	PPM(V/V)	D
OU2	W-834-B2	4/20/21		1,1-Dichloroethene	<	0.05	PPM(V/V)	D
OU2	W-834-B2	4/20/21		cis-1,2-Dichloroethene		0.7	PPM(V/V)	D
OU2	W-834-B2	4/20/21		trans-1,2-Dichloroethene	<	0.05	PPM(V/V)	D
OU2	W-834-B2	4/20/21		1,2-Dichloroethene (total)		0.7	PPM(V/V)	D
OU2	W-834-B2	4/20/21		1,2-Dichloropropane	<	0.05	PPM(V/V)	D
OU2	W-834-B2	4/20/21		cis-1,3-Dichloropropene	<	0.05	PPM(V/V)	D
OU2	W-834-B2	4/20/21		trans-1,3-Dichloropropene	<	0.05	PPM(V/V)	D
OU2	W-834-B2	4/20/21		Ethylbenzene	<	0.05	PPM(V/V)	D
OU2	W-834-B2	4/20/21		Ethylene Dibromide	<	0.05	PPM(V/V)	D
OU2	W-834-B2	4/20/21		Trichlorotrifluoroethane	<	0.05	PPM(V/V)	D
OU2	W-834-B2	4/20/21		1,2-Dichlorotetrafluoroethane	<	0.05	PPM(V/V)	D
OU2	W-834-B2	4/20/21		Isopropyl Alcohol	<	0.05	PPM(V/V)	D
OU2	W-834-B2	4/20/21		Methyl t-Butyl Ether	<	0.05	PPM(V/V)	D
OU2	W-834-B2	4/20/21		Methylene chloride	<	0.05	PPM(V/V)	D
OU2	W-834-B2	4/20/21		o-Xylene	<	0.05	PPM(V/V)	D
OU2	W-834-B2	4/20/21		1,1,2,2-Tetrachloroethane	<	0.05	PPM(V/V)	D
OU2	W-834-B2	4/20/21		Tetrachloroethene	<	0.05	PPM(V/V)	D
OU2	W-834-B2	4/20/21		Toluene	<	0.05	PPM(V/V)	D
OU2	W-834-B2	4/20/21		1,1,1-Trichloroethane	<	0.05	PPM(V/V)	D
OU2	W-834-B2	4/20/21		1,1,2-Trichloroethane	<	0.05	PPM(V/V)	D
OU2	W-834-B2	4/20/21		Trichloroethene		1.5	PPM(V/V)	D
OU2	W-834-B2	4/20/21		Trichlorofluoromethane	<	0.05	PPM(V/V)	D
OU2	W-834-B2	4/20/21		1,2,4-Trimethylbenzene	<	0.05	PPM(V/V)	D
OU2	W-834-B2	4/20/21		1,3,5-Trimethylbenzene	<	0.05	PPM(V/V)	D
OU2	W-834-B2	4/20/21		Vinyl chloride	<	0.05	PPM(V/V)	D
OU2	W-834-B2	4/20/21		m- and p-Xylene Isomers	<	0.05	PPM(V/V)	D

Attachment 1. Table 2. Soil vapor analytical data collected from wells, Site 300, 2021.

OU	Location	Date	Sample Type	Parameter	LOS Indicator	Result	Units	QA Flag
OU2	W-834-B2	8/24/21		Benzene	<	0.05	PPM(V/V)	D
OU2	W-834-B2	8/24/21		Bromodichloromethane	<	0.05	PPM(V/V)	D
OU2	W-834-B2	8/24/21		Bromoform	<	0.05	PPM(V/V)	D
OU2	W-834-B2	8/24/21		Bromomethane	<	0.05	PPM(V/V)	D
OU2	W-834-B2	8/24/21		Carbon tetrachloride	<	0.05	PPM(V/V)	D
OU2	W-834-B2	8/24/21		Chlorobenzene	<	0.05	PPM(V/V)	D
OU2	W-834-B2	8/24/21		Chloroethane	<	0.05	PPM(V/V)	D
OU2	W-834-B2	8/24/21		Chloroform	<	0.05	PPM(V/V)	D
OU2	W-834-B2	8/24/21		Chloromethane	<	0.05	PPM(V/V)	D
OU2	W-834-B2	8/24/21		Dibromochloromethane	<	0.05	PPM(V/V)	D
OU2	W-834-B2	8/24/21		1,2-Dichlorobenzene	<	0.05	PPM(V/V)	D
OU2	W-834-B2	8/24/21		1,3-Dichlorobenzene	<	0.05	PPM(V/V)	D
OU2	W-834-B2	8/24/21		1,4-Dichlorobenzene	<	0.05	PPM(V/V)	D
OU2	W-834-B2	8/24/21		Dichlorodifluoromethane	<	0.05	PPM(V/V)	D
OU2	W-834-B2	8/24/21		1,1-Dichloroethane	<	0.05	PPM(V/V)	D
OU2	W-834-B2	8/24/21		1,2-Dichloroethane	<	0.05	PPM(V/V)	D
OU2	W-834-B2	8/24/21		1,1-Dichloroethene	<	0.05	PPM(V/V)	D
OU2	W-834-B2	8/24/21		cis-1,2-Dichloroethene		2.4	PPM(V/V)	D
OU2	W-834-B2	8/24/21		trans-1,2-Dichloroethene	<	0.25	PPM(V/V)	D
OU2	W-834-B2	8/24/21		1,2-Dichloroethene (total)		2.4	PPM(V/V)	D
OU2	W-834-B2	8/24/21		1,2-Dichloropropane	<	0.05	PPM(V/V)	D
OU2	W-834-B2	8/24/21		cis-1,3-Dichloropropene	<	0.05	PPM(V/V)	D
OU2	W-834-B2	8/24/21		trans-1,3-Dichloropropene	<	0.05	PPM(V/V)	D
OU2	W-834-B2	8/24/21		Ethylbenzene	<	0.05	PPM(V/V)	D
OU2	W-834-B2	8/24/21		Ethylene Dibromide	<	0.05	PPM(V/V)	D
OU2	W-834-B2	8/24/21		Trichlorotrifluoroethane	<	0.05	PPM(V/V)	D
OU2	W-834-B2	8/24/21		1,2-Dichlorotetrafluoroethane	<	0.05	PPM(V/V)	D
OU2	W-834-B2	8/24/21		Isopropyl Alcohol	<	0.05	PPM(V/V)	D
OU2	W-834-B2	8/24/21		Methyl t-Butyl Ether	<	0.05	PPM(V/V)	D
OU2	W-834-B2	8/24/21		Methylene chloride	<	0.05	PPM(V/V)	D
OU2	W-834-B2	8/24/21		o-Xylene	<	0.05	PPM(V/V)	D
OU2	W-834-B2	8/24/21		1,1,2,2-Tetrachloroethane	<	0.05	PPM(V/V)	D
OU2	W-834-B2	8/24/21		Tetrachloroethene		0.2	PPM(V/V)	D
OU2	W-834-B2	8/24/21		Toluene	<	0.05	PPM(V/V)	D
OU2	W-834-B2	8/24/21		1,1,1-Trichloroethane	<	0.05	PPM(V/V)	D
OU2	W-834-B2	8/24/21		1,1,2-Trichloroethane	<	0.05	PPM(V/V)	D
OU2	W-834-B2	8/24/21		Trichloroethene		4.5	PPM(V/V)	D
OU2	W-834-B2	8/24/21		Trichlorofluoromethane	<	0.05	PPM(V/V)	D
OU2	W-834-B2	8/24/21		1,2,4-Trimethylbenzene	<	0.05	PPM(V/V)	D
OU2	W-834-B2	8/24/21		1,3,5-Trimethylbenzene	<	0.05	PPM(V/V)	D
OU2	W-834-B2	8/24/21		Vinyl chloride	<	0.05	PPM(V/V)	D
OU2	W-834-B2	8/24/21		m- and p-Xylene Isomers	<	0.05	PPM(V/V)	D
OU2	W-834-B2	10/19/21		Benzene	<	0.5	PPM(V/V)	D
OU2	W-834-B2	10/19/21		Bromodichloromethane	<	0.5	PPM(V/V)	D
OU2	W-834-B2	10/19/21		Bromoform	<	0.5	PPM(V/V)	D
OU2	W-834-B2	10/19/21		Bromomethane	<	0.5	PPM(V/V)	D
OU2	W-834-B2	10/19/21		Carbon tetrachloride	<	0.5	PPM(V/V)	D
OU2	W-834-B2	10/19/21		Chlorobenzene	<	0.5	PPM(V/V)	D
OU2	W-834-B2	10/19/21		Chloroethane	<	0.5	PPM(V/V)	D
OU2	W-834-B2	10/19/21		Chloroform	<	0.5	PPM(V/V)	D
OU2	W-834-B2	10/19/21		Chloromethane	<	0.5	PPM(V/V)	D
OU2	W-834-B2	10/19/21		Dibromochloromethane	<	0.5	PPM(V/V)	D
OU2	W-834-B2	10/19/21		1,2-Dichlorobenzene	<	0.5	PPM(V/V)	D
OU2	W-834-B2	10/19/21		1,3-Dichlorobenzene	<	0.5	PPM(V/V)	D
OU2	W-834-B2	10/19/21		1,4-Dichlorobenzene	<	0.5	PPM(V/V)	D
OU2	W-834-B2	10/19/21		Dichlorodifluoromethane	<	0.5	PPM(V/V)	D
OU2	W-834-B2	10/19/21		1,1-Dichloroethane	<	0.5	PPM(V/V)	D
OU2	W-834-B2	10/19/21		1,2-Dichloroethane	<	0.5	PPM(V/V)	D
OU2	W-834-B2	10/19/21		1,1-Dichloroethene	<	0.5	PPM(V/V)	D
OU2	W-834-B2	10/19/21		cis-1,2-Dichloroethene		7.8	PPM(V/V)	D
OU2	W-834-B2	10/19/21		trans-1,2-Dichloroethene	<	0.5	PPM(V/V)	D
OU2	W-834-B2	10/19/21		1,2-Dichloroethene (total)		7.8	PPM(V/V)	D
OU2	W-834-B2	10/19/21		1,2-Dichloropropane	<	0.5	PPM(V/V)	D
OU2	W-834-B2	10/19/21		cis-1,3-Dichloropropene	<	0.5	PPM(V/V)	D
OU2	W-834-B2	10/19/21		trans-1,3-Dichloropropene	<	0.5	PPM(V/V)	D
OU2	W-834-B2	10/19/21		Ethylbenzene	<	0.5	PPM(V/V)	D

Attachment 1. Table 2. Soil vapor analytical data collected from wells, Site 300, 2021.

OU	Location	Date	Sample Type	Parameter	LOS Indicator	Result	Units	QA Flag
OU2	W-834-B2	10/19/21		Ethylene Dibromide	<	0.5	PPM(V/V)	D
OU2	W-834-B2	10/19/21		Trichlorotrifluoroethane	<	0.5	PPM(V/V)	D
OU2	W-834-B2	10/19/21		1,2-Dichlorotetrafluoroethane	<	0.5	PPM(V/V)	D
OU2	W-834-B2	10/19/21		Isopropyl Alcohol	<	0.5	PPM(V/V)	D
OU2	W-834-B2	10/19/21		Methyl t-Butyl Ether	<	0.5	PPM(V/V)	D
OU2	W-834-B2	10/19/21		Methylene chloride	<	0.5	PPM(V/V)	D
OU2	W-834-B2	10/19/21		o-Xylene	<	0.5	PPM(V/V)	D
OU2	W-834-B2	10/19/21		1,1,2,2-Tetrachloroethane	<	0.5	PPM(V/V)	D
OU2	W-834-B2	10/19/21		Tetrachloroethene		0.54	PPM(V/V)	D
OU2	W-834-B2	10/19/21		Toluene	<	0.5	PPM(V/V)	D
OU2	W-834-B2	10/19/21		1,1,1-Trichloroethane	<	0.5	PPM(V/V)	D
OU2	W-834-B2	10/19/21		1,1,2-Trichloroethane	<	0.5	PPM(V/V)	D
OU2	W-834-B2	10/19/21		Trichloroethene		12	PPM(V/V)	D
OU2	W-834-B2	10/19/21		Trichlorofluoromethane	<	0.5	PPM(V/V)	D
OU2	W-834-B2	10/19/21		1,2,4-Trimethylbenzene	<	0.5	PPM(V/V)	D
OU2	W-834-B2	10/19/21		1,3,5-Trimethylbenzene	<	0.5	PPM(V/V)	D
OU2	W-834-B2	10/19/21		Vinyl chloride	<	0.5	PPM(V/V)	D
OU2	W-834-B2	10/19/21		m- and p-Xylene Isomers	<	0.5	PPM(V/V)	D
OU2	W-834-B3	3/18/21		Benzene	<	0.005	PPM(V/V)	D
OU2	W-834-B3	3/18/21		Bromodichloromethane	<	0.005	PPM(V/V)	D
OU2	W-834-B3	3/18/21		Bromoform	<	0.005	PPM(V/V)	D
OU2	W-834-B3	3/18/21		Bromomethane	<	0.005	PPM(V/V)	D
OU2	W-834-B3	3/18/21		Carbon tetrachloride	<	0.005	PPM(V/V)	D
OU2	W-834-B3	3/18/21		Chlorobenzene	<	0.005	PPM(V/V)	D
OU2	W-834-B3	3/18/21		Chloroethane	<	0.005	PPM(V/V)	D
OU2	W-834-B3	3/18/21		Chloroform	<	0.005	PPM(V/V)	D
OU2	W-834-B3	3/18/21		Chloromethane	<	0.005	PPM(V/V)	D
OU2	W-834-B3	3/18/21		Dibromochloromethane	<	0.005	PPM(V/V)	D
OU2	W-834-B3	3/18/21		1,2-Dichlorobenzene	<	0.005	PPM(V/V)	D
OU2	W-834-B3	3/18/21		1,3-Dichlorobenzene	<	0.005	PPM(V/V)	D
OU2	W-834-B3	3/18/21		1,4-Dichlorobenzene	<	0.005	PPM(V/V)	D
OU2	W-834-B3	3/18/21		Dichlorodifluoromethane	<	0.005	PPM(V/V)	D
OU2	W-834-B3	3/18/21		1,1-Dichloroethane	<	0.005	PPM(V/V)	D
OU2	W-834-B3	3/18/21		1,2-Dichloroethane	<	0.005	PPM(V/V)	D
OU2	W-834-B3	3/18/21		1,1-Dichloroethene	<	0.005	PPM(V/V)	D
OU2	W-834-B3	3/18/21		cis-1,2-Dichloroethene		0.072	PPM(V/V)	D
OU2	W-834-B3	3/18/21		trans-1,2-Dichloroethene	<	0.005	PPM(V/V)	D
OU2	W-834-B3	3/18/21		1,2-Dichloroethene (total)		0.072	PPM(V/V)	D
OU2	W-834-B3	3/18/21		1,2-Dichloropropane	<	0.005	PPM(V/V)	D
OU2	W-834-B3	3/18/21		cis-1,3-Dichloropropene	<	0.005	PPM(V/V)	D
OU2	W-834-B3	3/18/21		trans-1,3-Dichloropropene	<	0.005	PPM(V/V)	D
OU2	W-834-B3	3/18/21		Ethylbenzene	<	0.005	PPM(V/V)	D
OU2	W-834-B3	3/18/21		Ethylene Dibromide	<	0.005	PPM(V/V)	D
OU2	W-834-B3	3/18/21		Trichlorotrifluoroethane	<	0.005	PPM(V/V)	D
OU2	W-834-B3	3/18/21		1,2-Dichlorotetrafluoroethane	<	0.005	PPM(V/V)	D
OU2	W-834-B3	3/18/21		Isopropyl Alcohol	<	0.005	PPM(V/V)	D
OU2	W-834-B3	3/18/21		Methyl t-Butyl Ether	<	0.005	PPM(V/V)	D
OU2	W-834-B3	3/18/21		Methylene chloride	<	0.005	PPM(V/V)	D
OU2	W-834-B3	3/18/21		o-Xylene	<	0.005	PPM(V/V)	D
OU2	W-834-B3	3/18/21		1,1,2,2-Tetrachloroethane	<	0.005	PPM(V/V)	D
OU2	W-834-B3	3/18/21		Tetrachloroethene	<	0.005	PPM(V/V)	D
OU2	W-834-B3	3/18/21		Toluene	<	0.005	PPM(V/V)	D
OU2	W-834-B3	3/18/21		1,1,1-Trichloroethane	<	0.005	PPM(V/V)	D
OU2	W-834-B3	3/18/21		1,1,2-Trichloroethane	<	0.005	PPM(V/V)	D
OU2	W-834-B3	3/18/21		Trichloroethene		0.026	PPM(V/V)	D
OU2	W-834-B3	3/18/21		Trichlorofluoromethane	<	0.005	PPM(V/V)	D
OU2	W-834-B3	3/18/21		1,2,4-Trimethylbenzene	<	0.005	PPM(V/V)	D
OU2	W-834-B3	3/18/21		1,3,5-Trimethylbenzene	<	0.005	PPM(V/V)	D
OU2	W-834-B3	3/18/21		Vinyl chloride	<	0.005	PPM(V/V)	D
OU2	W-834-B3	3/18/21		m- and p-Xylene Isomers	<	0.005	PPM(V/V)	D
OU2	W-834-B3	4/20/21		Benzene	<	0.005	PPM(V/V)	D
OU2	W-834-B3	4/20/21		Bromodichloromethane	<	0.005	PPM(V/V)	D
OU2	W-834-B3	4/20/21		Bromoform	<	0.005	PPM(V/V)	D
OU2	W-834-B3	4/20/21		Bromomethane	<	0.005	PPM(V/V)	D
OU2	W-834-B3	4/20/21		Carbon tetrachloride	<	0.005	PPM(V/V)	D
OU2	W-834-B3	4/20/21		Chlorobenzene	<	0.005	PPM(V/V)	D

Attachment 1. Table 2. Soil vapor analytical data collected from wells, Site 300, 2021.

OU	Location	Date	Sample Type	Parameter	LOS Indicator	Result	Units	QA Flag
OU2	W-834-B3	4/20/21		Chloroethane	<	0.005	PPM(V/V)	D
OU2	W-834-B3	4/20/21		Chloroform	<	0.005	PPM(V/V)	D
OU2	W-834-B3	4/20/21		Chloromethane	<	0.005	PPM(V/V)	D
OU2	W-834-B3	4/20/21		Dibromochloromethane	<	0.005	PPM(V/V)	D
OU2	W-834-B3	4/20/21		1,2-Dichlorobenzene	<	0.005	PPM(V/V)	D
OU2	W-834-B3	4/20/21		1,3-Dichlorobenzene	<	0.005	PPM(V/V)	D
OU2	W-834-B3	4/20/21		1,4-Dichlorobenzene	<	0.005	PPM(V/V)	D
OU2	W-834-B3	4/20/21		Dichlorodifluoromethane	<	0.005	PPM(V/V)	D
OU2	W-834-B3	4/20/21		1,1-Dichloroethane	<	0.005	PPM(V/V)	D
OU2	W-834-B3	4/20/21		1,2-Dichloroethane	<	0.005	PPM(V/V)	D
OU2	W-834-B3	4/20/21		1,1-Dichloroethene	<	0.005	PPM(V/V)	D
OU2	W-834-B3	4/20/21		cis-1,2-Dichloroethene		0.45	PPM(V/V)	D
OU2	W-834-B3	4/20/21		trans-1,2-Dichloroethene	<	0.05	PPM(V/V)	D
OU2	W-834-B3	4/20/21		1,2-Dichloroethene (total)		0.45	PPM(V/V)	D
OU2	W-834-B3	4/20/21		1,2-Dichloropropane	<	0.005	PPM(V/V)	D
OU2	W-834-B3	4/20/21		cis-1,3-Dichloropropene	<	0.005	PPM(V/V)	D
OU2	W-834-B3	4/20/21		trans-1,3-Dichloropropene	<	0.005	PPM(V/V)	D
OU2	W-834-B3	4/20/21		Ethylbenzene	<	0.005	PPM(V/V)	D
OU2	W-834-B3	4/20/21		Ethylene Dibromide	<	0.005	PPM(V/V)	D
OU2	W-834-B3	4/20/21		Trichlorotrifluoroethane	<	0.005	PPM(V/V)	D
OU2	W-834-B3	4/20/21		1,2-Dichlorotetrafluoroethane	<	0.005	PPM(V/V)	D
OU2	W-834-B3	4/20/21		Isopropyl Alcohol	<	0.005	PPM(V/V)	D
OU2	W-834-B3	4/20/21		Methyl t-Butyl Ether	<	0.005	PPM(V/V)	D
OU2	W-834-B3	4/20/21		Methylene chloride	<	0.005	PPM(V/V)	D
OU2	W-834-B3	4/20/21		o-Xylene	<	0.005	PPM(V/V)	D
OU2	W-834-B3	4/20/21		1,1,2,2-Tetrachloroethane	<	0.005	PPM(V/V)	D
OU2	W-834-B3	4/20/21		Tetrachloroethene	<	0.005	PPM(V/V)	D
OU2	W-834-B3	4/20/21		Toluene	<	0.005	PPM(V/V)	D
OU2	W-834-B3	4/20/21		1,1,1-Trichloroethane	<	0.005	PPM(V/V)	D
OU2	W-834-B3	4/20/21		1,1,2-Trichloroethane	<	0.005	PPM(V/V)	D
OU2	W-834-B3	4/20/21		Trichloroethene		0.052	PPM(V/V)	D
OU2	W-834-B3	4/20/21		Trichlorofluoromethane	<	0.005	PPM(V/V)	D
OU2	W-834-B3	4/20/21		1,2,4-Trimethylbenzene	<	0.005	PPM(V/V)	D
OU2	W-834-B3	4/20/21		1,3,5-Trimethylbenzene	<	0.005	PPM(V/V)	D
OU2	W-834-B3	4/20/21		Vinyl chloride		0.017	PPM(V/V)	D
OU2	W-834-B3	4/20/21		m- and p-Xylene Isomers	<	0.005	PPM(V/V)	D
OU2	W-834-B3	8/24/21		Benzene	<	0.05	PPM(V/V)	D
OU2	W-834-B3	8/24/21		Bromodichloromethane	<	0.05	PPM(V/V)	D
OU2	W-834-B3	8/24/21		Bromoform	<	0.05	PPM(V/V)	D
OU2	W-834-B3	8/24/21		Bromomethane	<	0.05	PPM(V/V)	D
OU2	W-834-B3	8/24/21		Carbon tetrachloride	<	0.05	PPM(V/V)	D
OU2	W-834-B3	8/24/21		Chlorobenzene	<	0.05	PPM(V/V)	D
OU2	W-834-B3	8/24/21		Chloroethane	<	0.05	PPM(V/V)	D
OU2	W-834-B3	8/24/21		Chloroform	<	0.05	PPM(V/V)	D
OU2	W-834-B3	8/24/21		Chloromethane	<	0.05	PPM(V/V)	D
OU2	W-834-B3	8/24/21		Dibromochloromethane	<	0.05	PPM(V/V)	D
OU2	W-834-B3	8/24/21		1,2-Dichlorobenzene	<	0.05	PPM(V/V)	D
OU2	W-834-B3	8/24/21		1,3-Dichlorobenzene	<	0.05	PPM(V/V)	D
OU2	W-834-B3	8/24/21		1,4-Dichlorobenzene	<	0.05	PPM(V/V)	D
OU2	W-834-B3	8/24/21		Dichlorodifluoromethane	<	0.05	PPM(V/V)	D
OU2	W-834-B3	8/24/21		1,1-Dichloroethane	<	0.05	PPM(V/V)	D
OU2	W-834-B3	8/24/21		1,2-Dichloroethane	<	0.05	PPM(V/V)	D
OU2	W-834-B3	8/24/21		1,1-Dichloroethene		0.084	PPM(V/V)	D
OU2	W-834-B3	8/24/21		cis-1,2-Dichloroethene		3.5	PPM(V/V)	D
OU2	W-834-B3	8/24/21		trans-1,2-Dichloroethene	<	0.1	PPM(V/V)	D
OU2	W-834-B3	8/24/21		1,2-Dichloroethene (total)		3.5	PPM(V/V)	D
OU2	W-834-B3	8/24/21		1,2-Dichloropropane	<	0.05	PPM(V/V)	D
OU2	W-834-B3	8/24/21		cis-1,3-Dichloropropene	<	0.05	PPM(V/V)	D
OU2	W-834-B3	8/24/21		trans-1,3-Dichloropropene	<	0.05	PPM(V/V)	D
OU2	W-834-B3	8/24/21		Ethylbenzene	<	0.05	PPM(V/V)	D
OU2	W-834-B3	8/24/21		Ethylene Dibromide	<	0.05	PPM(V/V)	D
OU2	W-834-B3	8/24/21		Trichlorotrifluoroethane	<	0.05	PPM(V/V)	D
OU2	W-834-B3	8/24/21		1,2-Dichlorotetrafluoroethane	<	0.05	PPM(V/V)	D
OU2	W-834-B3	8/24/21		Isopropyl Alcohol	<	0.05	PPM(V/V)	D
OU2	W-834-B3	8/24/21		Methyl t-Butyl Ether	<	0.05	PPM(V/V)	D
OU2	W-834-B3	8/24/21		Methylene chloride	<	0.05	PPM(V/V)	D

Attachment 1. Table 2. Soil vapor analytical data collected from wells, Site 300, 2021.

OU	Location	Date	Sample Type	Parameter	LOS Indicator	Result	Units	QA Flag
OU2	W-834-B3	8/24/21		o-Xylene	<	0.05	PPM(V/V)	D
OU2	W-834-B3	8/24/21		1,1,2,2-Tetrachloroethane	<	0.05	PPM(V/V)	D
OU2	W-834-B3	8/24/21		Tetrachloroethene	<	0.05	PPM(V/V)	D
OU2	W-834-B3	8/24/21		Toluene	<	0.05	PPM(V/V)	D
OU2	W-834-B3	8/24/21		1,1,1-Trichloroethane	<	0.05	PPM(V/V)	D
OU2	W-834-B3	8/24/21		1,1,2-Trichloroethane	<	0.05	PPM(V/V)	D
OU2	W-834-B3	8/24/21		Trichloroethene		0.44	PPM(V/V)	D
OU2	W-834-B3	8/24/21		Trichlorofluoromethane	<	0.05	PPM(V/V)	D
OU2	W-834-B3	8/24/21		1,2,4-Trimethylbenzene	<	0.05	PPM(V/V)	D
OU2	W-834-B3	8/24/21		1,3,5-Trimethylbenzene	<	0.05	PPM(V/V)	D
OU2	W-834-B3	8/24/21		Vinyl chloride		0.052	PPM(V/V)	D
OU2	W-834-B3	8/24/21		m- and p-Xylene Isomers	<	0.05	PPM(V/V)	D
OU2	W-834-B3	10/19/21		Benzene	<	0.05	PPM(V/V)	D
OU2	W-834-B3	10/19/21		Bromodichloromethane	<	0.05	PPM(V/V)	D
OU2	W-834-B3	10/19/21		Bromoform	<	0.05	PPM(V/V)	D
OU2	W-834-B3	10/19/21		Bromomethane	<	0.05	PPM(V/V)	D
OU2	W-834-B3	10/19/21		Carbon tetrachloride	<	0.05	PPM(V/V)	D
OU2	W-834-B3	10/19/21		Chlorobenzene	<	0.05	PPM(V/V)	D
OU2	W-834-B3	10/19/21		Chloroethane	<	0.05	PPM(V/V)	D
OU2	W-834-B3	10/19/21		Chloroform	<	0.05	PPM(V/V)	D
OU2	W-834-B3	10/19/21		Chloromethane	<	0.05	PPM(V/V)	D
OU2	W-834-B3	10/19/21		Dibromochloromethane	<	0.05	PPM(V/V)	D
OU2	W-834-B3	10/19/21		1,2-Dichlorobenzene	<	0.05	PPM(V/V)	D
OU2	W-834-B3	10/19/21		1,3-Dichlorobenzene	<	0.05	PPM(V/V)	D
OU2	W-834-B3	10/19/21		1,4-Dichlorobenzene	<	0.05	PPM(V/V)	D
OU2	W-834-B3	10/19/21		Dichlorodifluoromethane	<	0.05	PPM(V/V)	D
OU2	W-834-B3	10/19/21		1,1-Dichloroethane	<	0.05	PPM(V/V)	D
OU2	W-834-B3	10/19/21		1,2-Dichloroethane	<	0.05	PPM(V/V)	D
OU2	W-834-B3	10/19/21		1,1-Dichloroethene		0.14	PPM(V/V)	D
OU2	W-834-B3	10/19/21		cis-1,2-Dichloroethene		4.3	PPM(V/V)	D
OU2	W-834-B3	10/19/21		trans-1,2-Dichloroethene	<	0.25	PPM(V/V)	D
OU2	W-834-B3	10/19/21		1,2-Dichloroethene (total)		4.3	PPM(V/V)	D
OU2	W-834-B3	10/19/21		1,2-Dichloropropane	<	0.05	PPM(V/V)	D
OU2	W-834-B3	10/19/21		cis-1,3-Dichloropropene	<	0.05	PPM(V/V)	D
OU2	W-834-B3	10/19/21		trans-1,3-Dichloropropene	<	0.05	PPM(V/V)	D
OU2	W-834-B3	10/19/21		Ethylbenzene	<	0.05	PPM(V/V)	D
OU2	W-834-B3	10/19/21		Ethylene Dibromide	<	0.05	PPM(V/V)	D
OU2	W-834-B3	10/19/21		Trichlorotrifluoroethane	<	0.05	PPM(V/V)	D
OU2	W-834-B3	10/19/21		1,2-Dichlorotetrafluoroethane	<	0.05	PPM(V/V)	D
OU2	W-834-B3	10/19/21		Isopropyl Alcohol	<	0.05	PPM(V/V)	D
OU2	W-834-B3	10/19/21		Methyl t-Butyl Ether	<	0.05	PPM(V/V)	D
OU2	W-834-B3	10/19/21		Methylene chloride	<	0.05	PPM(V/V)	D
OU2	W-834-B3	10/19/21		o-Xylene	<	0.05	PPM(V/V)	D
OU2	W-834-B3	10/19/21		1,1,2,2-Tetrachloroethane	<	0.05	PPM(V/V)	D
OU2	W-834-B3	10/19/21		Tetrachloroethene	<	0.05	PPM(V/V)	D
OU2	W-834-B3	10/19/21		Toluene	<	0.05	PPM(V/V)	D
OU2	W-834-B3	10/19/21		1,1,1-Trichloroethane	<	0.05	PPM(V/V)	D
OU2	W-834-B3	10/19/21		1,1,2-Trichloroethane	<	0.05	PPM(V/V)	D
OU2	W-834-B3	10/19/21		Trichloroethene		0.42	PPM(V/V)	D
OU2	W-834-B3	10/19/21		Trichlorofluoromethane	<	0.05	PPM(V/V)	D
OU2	W-834-B3	10/19/21		1,2,4-Trimethylbenzene	<	0.05	PPM(V/V)	D
OU2	W-834-B3	10/19/21		1,3,5-Trimethylbenzene	<	0.05	PPM(V/V)	D
OU2	W-834-B3	10/19/21		Vinyl chloride	<	0.05	PPM(V/V)	D
OU2	W-834-B3	10/19/21		m- and p-Xylene Isomers	<	0.05	PPM(V/V)	D
OU2	W-834-D12	3/18/21		Benzene	<	0.005	PPM(V/V)	D
OU2	W-834-D12	3/18/21		Bromodichloromethane	<	0.005	PPM(V/V)	D
OU2	W-834-D12	3/18/21		Bromoform	<	0.005	PPM(V/V)	D
OU2	W-834-D12	3/18/21		Bromomethane	<	0.005	PPM(V/V)	D
OU2	W-834-D12	3/18/21		Carbon tetrachloride	<	0.005	PPM(V/V)	D
OU2	W-834-D12	3/18/21		Chlorobenzene	<	0.005	PPM(V/V)	D
OU2	W-834-D12	3/18/21		Chloroethane	<	0.005	PPM(V/V)	D
OU2	W-834-D12	3/18/21		Chloroform	<	0.005	PPM(V/V)	D
OU2	W-834-D12	3/18/21		Chloromethane	<	0.005	PPM(V/V)	D
OU2	W-834-D12	3/18/21		Dibromochloromethane	<	0.005	PPM(V/V)	D
OU2	W-834-D12	3/18/21		1,2-Dichlorobenzene	<	0.005	PPM(V/V)	D
OU2	W-834-D12	3/18/21		1,3-Dichlorobenzene	<	0.005	PPM(V/V)	D

Attachment 1. Table 2. Soil vapor analytical data collected from wells, Site 300, 2021.

OU	Location	Date	Sample Type	Parameter	LOS Indicator	Result	Units	QA Flag
OU2	W-834-D12	3/18/21		1,4-Dichlorobenzene	<	0.005	PPM(V/V)	D
OU2	W-834-D12	3/18/21		Dichlorodifluoromethane	<	0.005	PPM(V/V)	D
OU2	W-834-D12	3/18/21		1,1-Dichloroethane	<	0.005	PPM(V/V)	D
OU2	W-834-D12	3/18/21		1,2-Dichloroethane	<	0.005	PPM(V/V)	D
OU2	W-834-D12	3/18/21		1,1-Dichloroethene	<	0.005	PPM(V/V)	D
OU2	W-834-D12	3/18/21		cis-1,2-Dichloroethene		0.0074	PPM(V/V)	D
OU2	W-834-D12	3/18/21		trans-1,2-Dichloroethene	<	0.005	PPM(V/V)	D
OU2	W-834-D12	3/18/21		1,2-Dichloroethene (total)	<	0.01	PPM(V/V)	D
OU2	W-834-D12	3/18/21		1,2-Dichloropropane	<	0.005	PPM(V/V)	D
OU2	W-834-D12	3/18/21		cis-1,3-Dichloropropene	<	0.005	PPM(V/V)	D
OU2	W-834-D12	3/18/21		trans-1,3-Dichloropropene	<	0.005	PPM(V/V)	D
OU2	W-834-D12	3/18/21		Ethylbenzene	<	0.005	PPM(V/V)	D
OU2	W-834-D12	3/18/21		Ethylene Dibromide	<	0.005	PPM(V/V)	D
OU2	W-834-D12	3/18/21		Trichlorotrifluoroethane	<	0.005	PPM(V/V)	D
OU2	W-834-D12	3/18/21		1,2-Dichlorotetrafluoroethane	<	0.005	PPM(V/V)	D
OU2	W-834-D12	3/18/21		Isopropyl Alcohol	<	0.005	PPM(V/V)	D
OU2	W-834-D12	3/18/21		Methyl t-Butyl Ether	<	0.005	PPM(V/V)	D
OU2	W-834-D12	3/18/21		Methylene chloride	<	0.005	PPM(V/V)	D
OU2	W-834-D12	3/18/21		o-Xylene	<	0.005	PPM(V/V)	D
OU2	W-834-D12	3/18/21		1,1,2,2-Tetrachloroethane	<	0.005	PPM(V/V)	D
OU2	W-834-D12	3/18/21		Tetrachloroethene	<	0.005	PPM(V/V)	D
OU2	W-834-D12	3/18/21		Toluene	<	0.005	PPM(V/V)	D
OU2	W-834-D12	3/18/21		1,1,1-Trichloroethane	<	0.005	PPM(V/V)	D
OU2	W-834-D12	3/18/21		1,1,2-Trichloroethane	<	0.005	PPM(V/V)	D
OU2	W-834-D12	3/18/21		Trichloroethene		0.029	PPM(V/V)	D
OU2	W-834-D12	3/18/21		Trichlorofluoromethane	<	0.005	PPM(V/V)	D
OU2	W-834-D12	3/18/21		1,2,4-Trimethylbenzene	<	0.005	PPM(V/V)	D
OU2	W-834-D12	3/18/21		1,3,5-Trimethylbenzene	<	0.005	PPM(V/V)	D
OU2	W-834-D12	3/18/21		Vinyl chloride	<	0.005	PPM(V/V)	D
OU2	W-834-D12	3/18/21		m- and p-Xylene Isomers	<	0.005	PPM(V/V)	D
OU2	W-834-D12	4/20/21		Benzene	<	0.005	PPM(V/V)	D
OU2	W-834-D12	4/20/21		Bromodichloromethane	<	0.005	PPM(V/V)	D
OU2	W-834-D12	4/20/21		Bromoform	<	0.005	PPM(V/V)	D
OU2	W-834-D12	4/20/21		Bromomethane	<	0.005	PPM(V/V)	D
OU2	W-834-D12	4/20/21		Carbon tetrachloride	<	0.005	PPM(V/V)	D
OU2	W-834-D12	4/20/21		Chlorobenzene	<	0.005	PPM(V/V)	D
OU2	W-834-D12	4/20/21		Chloroethane	<	0.005	PPM(V/V)	D
OU2	W-834-D12	4/20/21		Chloroform	<	0.005	PPM(V/V)	D
OU2	W-834-D12	4/20/21		Chloromethane	<	0.005	PPM(V/V)	D
OU2	W-834-D12	4/20/21		Dibromochloromethane	<	0.005	PPM(V/V)	D
OU2	W-834-D12	4/20/21		1,2-Dichlorobenzene	<	0.005	PPM(V/V)	D
OU2	W-834-D12	4/20/21		1,3-Dichlorobenzene	<	0.005	PPM(V/V)	D
OU2	W-834-D12	4/20/21		1,4-Dichlorobenzene	<	0.005	PPM(V/V)	D
OU2	W-834-D12	4/20/21		Dichlorodifluoromethane	<	0.005	PPM(V/V)	D
OU2	W-834-D12	4/20/21		1,1-Dichloroethane	<	0.005	PPM(V/V)	D
OU2	W-834-D12	4/20/21		1,2-Dichloroethane	<	0.005	PPM(V/V)	D
OU2	W-834-D12	4/20/21		1,1-Dichloroethene	<	0.005	PPM(V/V)	D
OU2	W-834-D12	4/20/21		cis-1,2-Dichloroethene		0.037	PPM(V/V)	D
OU2	W-834-D12	4/20/21		trans-1,2-Dichloroethene	<	0.005	PPM(V/V)	D
OU2	W-834-D12	4/20/21		1,2-Dichloroethene (total)		0.037	PPM(V/V)	D
OU2	W-834-D12	4/20/21		1,2-Dichloropropane	<	0.005	PPM(V/V)	D
OU2	W-834-D12	4/20/21		cis-1,3-Dichloropropene	<	0.005	PPM(V/V)	D
OU2	W-834-D12	4/20/21		trans-1,3-Dichloropropene	<	0.005	PPM(V/V)	D
OU2	W-834-D12	4/20/21		Ethylbenzene	<	0.005	PPM(V/V)	D
OU2	W-834-D12	4/20/21		Ethylene Dibromide	<	0.005	PPM(V/V)	D
OU2	W-834-D12	4/20/21		Trichlorotrifluoroethane	<	0.005	PPM(V/V)	D
OU2	W-834-D12	4/20/21		1,2-Dichlorotetrafluoroethane	<	0.005	PPM(V/V)	D
OU2	W-834-D12	4/20/21		Isopropyl Alcohol	<	0.005	PPM(V/V)	D
OU2	W-834-D12	4/20/21		Methyl t-Butyl Ether	<	0.005	PPM(V/V)	D
OU2	W-834-D12	4/20/21		Methylene chloride	<	0.005	PPM(V/V)	D
OU2	W-834-D12	4/20/21		o-Xylene	<	0.005	PPM(V/V)	D
OU2	W-834-D12	4/20/21		1,1,2,2-Tetrachloroethane	<	0.005	PPM(V/V)	D
OU2	W-834-D12	4/20/21		Tetrachloroethene	<	0.005	PPM(V/V)	D
OU2	W-834-D12	4/20/21		Toluene	<	0.005	PPM(V/V)	D
OU2	W-834-D12	4/20/21		1,1,1-Trichloroethane	<	0.005	PPM(V/V)	D
OU2	W-834-D12	4/20/21		1,1,2-Trichloroethane	<	0.005	PPM(V/V)	D

Attachment 1. Table 2. Soil vapor analytical data collected from wells, Site 300, 2021.

OU	Location	Date	Sample Type	Parameter	LOS Indicator	Result	Units	QA Flag
OU2	W-834-D12	4/20/21		Trichloroethene		0.11	PPM(V/V)	D
OU2	W-834-D12	4/20/21		Trichlorofluoromethane	<	0.005	PPM(V/V)	D
OU2	W-834-D12	4/20/21		1,2,4-Trimethylbenzene	<	0.005	PPM(V/V)	D
OU2	W-834-D12	4/20/21		1,3,5-Trimethylbenzene	<	0.005	PPM(V/V)	D
OU2	W-834-D12	4/20/21		Vinyl chloride	<	0.005	PPM(V/V)	D
OU2	W-834-D12	4/20/21		m- and p-Xylene Isomers	<	0.005	PPM(V/V)	D
OU2	W-834-D12	8/24/21		Benzene	<	0.005	PPM(V/V)	D
OU2	W-834-D12	8/24/21		Bromodichloromethane	<	0.005	PPM(V/V)	D
OU2	W-834-D12	8/24/21		Bromoform	<	0.005	PPM(V/V)	D
OU2	W-834-D12	8/24/21		Bromomethane	<	0.005	PPM(V/V)	D
OU2	W-834-D12	8/24/21		Carbon tetrachloride	<	0.005	PPM(V/V)	D
OU2	W-834-D12	8/24/21		Chlorobenzene	<	0.005	PPM(V/V)	D
OU2	W-834-D12	8/24/21		Chloroethane	<	0.005	PPM(V/V)	D
OU2	W-834-D12	8/24/21		Chloroform	<	0.005	PPM(V/V)	D
OU2	W-834-D12	8/24/21		Chloromethane	<	0.005	PPM(V/V)	D
OU2	W-834-D12	8/24/21		Dibromochloromethane	<	0.005	PPM(V/V)	D
OU2	W-834-D12	8/24/21		1,2-Dichlorobenzene	<	0.005	PPM(V/V)	D
OU2	W-834-D12	8/24/21		1,3-Dichlorobenzene	<	0.005	PPM(V/V)	D
OU2	W-834-D12	8/24/21		1,4-Dichlorobenzene	<	0.005	PPM(V/V)	D
OU2	W-834-D12	8/24/21		Dichlorodifluoromethane	<	0.005	PPM(V/V)	D
OU2	W-834-D12	8/24/21		1,1-Dichloroethane	<	0.005	PPM(V/V)	D
OU2	W-834-D12	8/24/21		1,2-Dichloroethane	<	0.005	PPM(V/V)	D
OU2	W-834-D12	8/24/21		1,1-Dichloroethene	<	0.005	PPM(V/V)	D
OU2	W-834-D12	8/24/21		cis-1,2-Dichloroethene		0.074	PPM(V/V)	D
OU2	W-834-D12	8/24/21		trans-1,2-Dichloroethene	<	0.005	PPM(V/V)	D
OU2	W-834-D12	8/24/21		1,2-Dichloroethene (total)		0.074	PPM(V/V)	D
OU2	W-834-D12	8/24/21		1,2-Dichloropropane	<	0.005	PPM(V/V)	D
OU2	W-834-D12	8/24/21		cis-1,3-Dichloropropene	<	0.005	PPM(V/V)	D
OU2	W-834-D12	8/24/21		trans-1,3-Dichloropropene	<	0.005	PPM(V/V)	D
OU2	W-834-D12	8/24/21		Ethylbenzene	<	0.005	PPM(V/V)	D
OU2	W-834-D12	8/24/21		Ethylene Dibromide	<	0.005	PPM(V/V)	D
OU2	W-834-D12	8/24/21		Trichlorotrifluoroethane	<	0.005	PPM(V/V)	D
OU2	W-834-D12	8/24/21		1,2-Dichlorotetrafluoroethane	<	0.005	PPM(V/V)	D
OU2	W-834-D12	8/24/21		Isopropyl Alcohol	<	0.005	PPM(V/V)	D
OU2	W-834-D12	8/24/21		Methyl t-Butyl Ether	<	0.005	PPM(V/V)	D
OU2	W-834-D12	8/24/21		Methylene chloride	<	0.005	PPM(V/V)	D
OU2	W-834-D12	8/24/21		o-Xylene	<	0.005	PPM(V/V)	D
OU2	W-834-D12	8/24/21		1,1,2,2-Tetrachloroethane	<	0.005	PPM(V/V)	D
OU2	W-834-D12	8/24/21		Tetrachloroethene	<	0.005	PPM(V/V)	D
OU2	W-834-D12	8/24/21		Toluene	<	0.005	PPM(V/V)	D
OU2	W-834-D12	8/24/21		1,1,1-Trichloroethane	<	0.005	PPM(V/V)	D
OU2	W-834-D12	8/24/21		1,1,2-Trichloroethane	<	0.005	PPM(V/V)	D
OU2	W-834-D12	8/24/21		Trichloroethene		0.16	PPM(V/V)	D
OU2	W-834-D12	8/24/21		Trichlorofluoromethane	<	0.005	PPM(V/V)	D
OU2	W-834-D12	8/24/21		1,2,4-Trimethylbenzene	<	0.005	PPM(V/V)	D
OU2	W-834-D12	8/24/21		1,3,5-Trimethylbenzene	<	0.005	PPM(V/V)	D
OU2	W-834-D12	8/24/21		Vinyl chloride	<	0.005	PPM(V/V)	D
OU2	W-834-D12	8/24/21		m- and p-Xylene Isomers	<	0.005	PPM(V/V)	D
OU2	W-834-D12	10/19/21		Benzene	<	0.005	PPM(V/V)	D
OU2	W-834-D12	10/19/21		Bromodichloromethane	<	0.005	PPM(V/V)	D
OU2	W-834-D12	10/19/21		Bromoform	<	0.005	PPM(V/V)	D
OU2	W-834-D12	10/19/21		Bromomethane	<	0.005	PPM(V/V)	D
OU2	W-834-D12	10/19/21		Carbon tetrachloride	<	0.005	PPM(V/V)	D
OU2	W-834-D12	10/19/21		Chlorobenzene	<	0.005	PPM(V/V)	D
OU2	W-834-D12	10/19/21		Chloroethane	<	0.005	PPM(V/V)	D
OU2	W-834-D12	10/19/21		Chloroform	<	0.005	PPM(V/V)	D
OU2	W-834-D12	10/19/21		Chloromethane	<	0.005	PPM(V/V)	D
OU2	W-834-D12	10/19/21		Dibromochloromethane	<	0.005	PPM(V/V)	D
OU2	W-834-D12	10/19/21		1,2-Dichlorobenzene	<	0.005	PPM(V/V)	D
OU2	W-834-D12	10/19/21		1,3-Dichlorobenzene	<	0.005	PPM(V/V)	D
OU2	W-834-D12	10/19/21		1,4-Dichlorobenzene	<	0.005	PPM(V/V)	D
OU2	W-834-D12	10/19/21		Dichlorodifluoromethane	<	0.005	PPM(V/V)	D
OU2	W-834-D12	10/19/21		1,1-Dichloroethane	<	0.005	PPM(V/V)	D
OU2	W-834-D12	10/19/21		1,2-Dichloroethane	<	0.005	PPM(V/V)	D
OU2	W-834-D12	10/19/21		1,1-Dichloroethene	<	0.005	PPM(V/V)	D
OU2	W-834-D12	10/19/21		cis-1,2-Dichloroethene		0.032	PPM(V/V)	D

Attachment 1. Table 2. Soil vapor analytical data collected from wells, Site 300, 2021.

OU	Location	Date	Sample Type	Parameter	LOS Indicator	Result	Units	QA Flag
OU2	W-834-D12	10/19/21		trans-1,2-Dichloroethene	<	0.005	PPM(V/V)	D
OU2	W-834-D12	10/19/21		1,2-Dichloroethene (total)		0.032	PPM(V/V)	D
OU2	W-834-D12	10/19/21		1,2-Dichloropropane	<	0.005	PPM(V/V)	D
OU2	W-834-D12	10/19/21		cis-1,3-Dichloropropene	<	0.005	PPM(V/V)	D
OU2	W-834-D12	10/19/21		trans-1,3-Dichloropropene	<	0.005	PPM(V/V)	D
OU2	W-834-D12	10/19/21		Ethylbenzene	<	0.005	PPM(V/V)	D
OU2	W-834-D12	10/19/21		Ethylene Dibromide	<	0.005	PPM(V/V)	D
OU2	W-834-D12	10/19/21		Trichlorotrifluoroethane	<	0.005	PPM(V/V)	D
OU2	W-834-D12	10/19/21		1,2-Dichlorotetrafluoroethane	<	0.005	PPM(V/V)	D
OU2	W-834-D12	10/19/21		Isopropyl Alcohol	<	0.005	PPM(V/V)	D
OU2	W-834-D12	10/19/21		Methyl t-Butyl Ether	<	0.005	PPM(V/V)	D
OU2	W-834-D12	10/19/21		Methylene chloride	<	0.005	PPM(V/V)	D
OU2	W-834-D12	10/19/21		o-Xylene	<	0.005	PPM(V/V)	D
OU2	W-834-D12	10/19/21		1,1,2,2-Tetrachloroethane	<	0.005	PPM(V/V)	D
OU2	W-834-D12	10/19/21		Tetrachloroethene	<	0.005	PPM(V/V)	D
OU2	W-834-D12	10/19/21		Toluene	<	0.005	PPM(V/V)	D
OU2	W-834-D12	10/19/21		1,1,1-Trichloroethane	<	0.005	PPM(V/V)	D
OU2	W-834-D12	10/19/21		1,1,2-Trichloroethane	<	0.005	PPM(V/V)	D
OU2	W-834-D12	10/19/21		Trichloroethene		0.085	PPM(V/V)	D
OU2	W-834-D12	10/19/21		Trichlorofluoromethane	<	0.005	PPM(V/V)	D
OU2	W-834-D12	10/19/21		1,2,4-Trimethylbenzene	<	0.005	PPM(V/V)	D
OU2	W-834-D12	10/19/21		1,3,5-Trimethylbenzene	<	0.005	PPM(V/V)	D
OU2	W-834-D12	10/19/21		Vinyl chloride	<	0.005	PPM(V/V)	D
OU2	W-834-D12	10/19/21		m- and p-Xylene Isomers	<	0.005	PPM(V/V)	D
OU2	W-834-D13	3/18/21		Benzene	<	0.005	PPM(V/V)	D
OU2	W-834-D13	3/18/21		Bromodichloromethane	<	0.005	PPM(V/V)	D
OU2	W-834-D13	3/18/21		Bromoform	<	0.005	PPM(V/V)	D
OU2	W-834-D13	3/18/21		Bromomethane	<	0.005	PPM(V/V)	D
OU2	W-834-D13	3/18/21		Carbon tetrachloride	<	0.005	PPM(V/V)	D
OU2	W-834-D13	3/18/21		Chlorobenzene	<	0.005	PPM(V/V)	D
OU2	W-834-D13	3/18/21		Chloroethane	<	0.005	PPM(V/V)	D
OU2	W-834-D13	3/18/21		Chloroform	<	0.005	PPM(V/V)	D
OU2	W-834-D13	3/18/21		Chloromethane	<	0.005	PPM(V/V)	D
OU2	W-834-D13	3/18/21		Dibromochloromethane	<	0.005	PPM(V/V)	D
OU2	W-834-D13	3/18/21		1,2-Dichlorobenzene	<	0.005	PPM(V/V)	D
OU2	W-834-D13	3/18/21		1,3-Dichlorobenzene	<	0.005	PPM(V/V)	D
OU2	W-834-D13	3/18/21		1,4-Dichlorobenzene	<	0.005	PPM(V/V)	D
OU2	W-834-D13	3/18/21		Dichlorodifluoromethane	<	0.005	PPM(V/V)	D
OU2	W-834-D13	3/18/21		1,1-Dichloroethane	<	0.005	PPM(V/V)	D
OU2	W-834-D13	3/18/21		1,2-Dichloroethane	<	0.005	PPM(V/V)	D
OU2	W-834-D13	3/18/21		1,1-Dichloroethene	<	0.005	PPM(V/V)	D
OU2	W-834-D13	3/18/21		cis-1,2-Dichloroethene		0.02	PPM(V/V)	D
OU2	W-834-D13	3/18/21		trans-1,2-Dichloroethene	<	0.005	PPM(V/V)	D
OU2	W-834-D13	3/18/21		1,2-Dichloroethene (total)		0.02	PPM(V/V)	D
OU2	W-834-D13	3/18/21		1,2-Dichloropropane	<	0.005	PPM(V/V)	D
OU2	W-834-D13	3/18/21		cis-1,3-Dichloropropene	<	0.005	PPM(V/V)	D
OU2	W-834-D13	3/18/21		trans-1,3-Dichloropropene	<	0.005	PPM(V/V)	D
OU2	W-834-D13	3/18/21		Ethylbenzene	<	0.005	PPM(V/V)	D
OU2	W-834-D13	3/18/21		Ethylene Dibromide	<	0.005	PPM(V/V)	D
OU2	W-834-D13	3/18/21		Trichlorotrifluoroethane	<	0.005	PPM(V/V)	D
OU2	W-834-D13	3/18/21		1,2-Dichlorotetrafluoroethane	<	0.005	PPM(V/V)	D
OU2	W-834-D13	3/18/21		Isopropyl Alcohol	<	0.005	PPM(V/V)	D
OU2	W-834-D13	3/18/21		Methyl t-Butyl Ether	<	0.005	PPM(V/V)	D
OU2	W-834-D13	3/18/21		Methylene chloride	<	0.005	PPM(V/V)	D
OU2	W-834-D13	3/18/21		o-Xylene	<	0.005	PPM(V/V)	D
OU2	W-834-D13	3/18/21		1,1,2,2-Tetrachloroethane	<	0.005	PPM(V/V)	D
OU2	W-834-D13	3/18/21		Tetrachloroethene	<	0.005	PPM(V/V)	D
OU2	W-834-D13	3/18/21		Toluene	<	0.005	PPM(V/V)	D
OU2	W-834-D13	3/18/21		1,1,1-Trichloroethane	<	0.005	PPM(V/V)	D
OU2	W-834-D13	3/18/21		1,1,2-Trichloroethane	<	0.005	PPM(V/V)	D
OU2	W-834-D13	3/18/21		Trichloroethene		0.085	PPM(V/V)	D
OU2	W-834-D13	3/18/21		Trichlorofluoromethane	<	0.005	PPM(V/V)	D
OU2	W-834-D13	3/18/21		1,2,4-Trimethylbenzene	<	0.005	PPM(V/V)	D
OU2	W-834-D13	3/18/21		1,3,5-Trimethylbenzene	<	0.005	PPM(V/V)	D
OU2	W-834-D13	3/18/21		Vinyl chloride	<	0.005	PPM(V/V)	D
OU2	W-834-D13	3/18/21		m- and p-Xylene Isomers	<	0.005	PPM(V/V)	D

Attachment 1. Table 2. Soil vapor analytical data collected from wells, Site 300, 2021.

OU	Location	Date	Sample Type	Parameter	LOS Indicator	Result	Units	QA Flag
OU2	W-834-D13	4/20/21		Benzene	<	0.005	PPM(V/V)	D
OU2	W-834-D13	4/20/21		Bromodichloromethane	<	0.005	PPM(V/V)	D
OU2	W-834-D13	4/20/21		Bromoform	<	0.005	PPM(V/V)	D
OU2	W-834-D13	4/20/21		Bromomethane	<	0.005	PPM(V/V)	D
OU2	W-834-D13	4/20/21		Carbon tetrachloride	<	0.005	PPM(V/V)	D
OU2	W-834-D13	4/20/21		Chlorobenzene	<	0.005	PPM(V/V)	D
OU2	W-834-D13	4/20/21		Chloroethane	<	0.005	PPM(V/V)	D
OU2	W-834-D13	4/20/21		Chloroform	<	0.005	PPM(V/V)	D
OU2	W-834-D13	4/20/21		Chloromethane	<	0.005	PPM(V/V)	D
OU2	W-834-D13	4/20/21		Dibromochloromethane	<	0.005	PPM(V/V)	D
OU2	W-834-D13	4/20/21		1,2-Dichlorobenzene	<	0.005	PPM(V/V)	D
OU2	W-834-D13	4/20/21		1,3-Dichlorobenzene	<	0.005	PPM(V/V)	D
OU2	W-834-D13	4/20/21		1,4-Dichlorobenzene	<	0.005	PPM(V/V)	D
OU2	W-834-D13	4/20/21		Dichlorodifluoromethane	<	0.005	PPM(V/V)	D
OU2	W-834-D13	4/20/21		1,1-Dichloroethane	<	0.005	PPM(V/V)	D
OU2	W-834-D13	4/20/21		1,2-Dichloroethane	<	0.005	PPM(V/V)	D
OU2	W-834-D13	4/20/21		1,1-Dichloroethene	<	0.005	PPM(V/V)	D
OU2	W-834-D13	4/20/21		cis-1,2-Dichloroethene		0.065	PPM(V/V)	D
OU2	W-834-D13	4/20/21		trans-1,2-Dichloroethene	<	0.005	PPM(V/V)	D
OU2	W-834-D13	4/20/21		1,2-Dichloroethene (total)		0.065	PPM(V/V)	D
OU2	W-834-D13	4/20/21		1,2-Dichloropropane	<	0.005	PPM(V/V)	D
OU2	W-834-D13	4/20/21		cis-1,3-Dichloropropene	<	0.005	PPM(V/V)	D
OU2	W-834-D13	4/20/21		trans-1,3-Dichloropropene	<	0.005	PPM(V/V)	D
OU2	W-834-D13	4/20/21		Ethylbenzene	<	0.005	PPM(V/V)	D
OU2	W-834-D13	4/20/21		Ethylene Dibromide	<	0.005	PPM(V/V)	D
OU2	W-834-D13	4/20/21		Trichlorotrifluoroethane	<	0.005	PPM(V/V)	D
OU2	W-834-D13	4/20/21		1,2-Dichlorotetrafluoroethane	<	0.005	PPM(V/V)	D
OU2	W-834-D13	4/20/21		Isopropyl Alcohol	<	0.005	PPM(V/V)	D
OU2	W-834-D13	4/20/21		Methyl t-Butyl Ether	<	0.005	PPM(V/V)	D
OU2	W-834-D13	4/20/21		Methylene chloride	<	0.005	PPM(V/V)	D
OU2	W-834-D13	4/20/21		o-Xylene	<	0.005	PPM(V/V)	D
OU2	W-834-D13	4/20/21		1,1,2,2-Tetrachloroethane	<	0.005	PPM(V/V)	D
OU2	W-834-D13	4/20/21		Tetrachloroethene	<	0.005	PPM(V/V)	D
OU2	W-834-D13	4/20/21		Toluene	<	0.005	PPM(V/V)	D
OU2	W-834-D13	4/20/21		1,1,1-Trichloroethane	<	0.005	PPM(V/V)	D
OU2	W-834-D13	4/20/21		1,1,2-Trichloroethane	<	0.005	PPM(V/V)	D
OU2	W-834-D13	4/20/21		Trichloroethene		0.35	PPM(V/V)	D
OU2	W-834-D13	4/20/21		Trichlorofluoromethane	<	0.005	PPM(V/V)	D
OU2	W-834-D13	4/20/21		1,2,4-Trimethylbenzene	<	0.005	PPM(V/V)	D
OU2	W-834-D13	4/20/21		1,3,5-Trimethylbenzene	<	0.005	PPM(V/V)	D
OU2	W-834-D13	4/20/21		Vinyl chloride	<	0.005	PPM(V/V)	D
OU2	W-834-D13	4/20/21		m- and p-Xylene Isomers	<	0.005	PPM(V/V)	D
OU2	W-834-D13	8/24/21		Benzene	<	0.05	PPM(V/V)	D
OU2	W-834-D13	8/24/21		Bromodichloromethane	<	0.05	PPM(V/V)	D
OU2	W-834-D13	8/24/21		Bromoform	<	0.05	PPM(V/V)	D
OU2	W-834-D13	8/24/21		Bromomethane	<	0.05	PPM(V/V)	D
OU2	W-834-D13	8/24/21		Carbon tetrachloride	<	0.05	PPM(V/V)	D
OU2	W-834-D13	8/24/21		Chlorobenzene	<	0.05	PPM(V/V)	D
OU2	W-834-D13	8/24/21		Chloroethane	<	0.05	PPM(V/V)	D
OU2	W-834-D13	8/24/21		Chloroform	<	0.05	PPM(V/V)	D
OU2	W-834-D13	8/24/21		Chloromethane	<	0.05	PPM(V/V)	D
OU2	W-834-D13	8/24/21		Dibromochloromethane	<	0.05	PPM(V/V)	D
OU2	W-834-D13	8/24/21		1,2-Dichlorobenzene	<	0.05	PPM(V/V)	D
OU2	W-834-D13	8/24/21		1,3-Dichlorobenzene	<	0.05	PPM(V/V)	D
OU2	W-834-D13	8/24/21		1,4-Dichlorobenzene	<	0.05	PPM(V/V)	D
OU2	W-834-D13	8/24/21		Dichlorodifluoromethane	<	0.05	PPM(V/V)	D
OU2	W-834-D13	8/24/21		1,1-Dichloroethane	<	0.05	PPM(V/V)	D
OU2	W-834-D13	8/24/21		1,2-Dichloroethane	<	0.05	PPM(V/V)	D
OU2	W-834-D13	8/24/21		1,1-Dichloroethene	<	0.05	PPM(V/V)	D
OU2	W-834-D13	8/24/21		cis-1,2-Dichloroethene		0.14	PPM(V/V)	D
OU2	W-834-D13	8/24/21		trans-1,2-Dichloroethene	<	0.05	PPM(V/V)	D
OU2	W-834-D13	8/24/21		1,2-Dichloroethene (total)		0.14	PPM(V/V)	D
OU2	W-834-D13	8/24/21		1,2-Dichloropropane	<	0.05	PPM(V/V)	D
OU2	W-834-D13	8/24/21		cis-1,3-Dichloropropene	<	0.05	PPM(V/V)	D
OU2	W-834-D13	8/24/21		trans-1,3-Dichloropropene	<	0.05	PPM(V/V)	D
OU2	W-834-D13	8/24/21		Ethylbenzene	<	0.05	PPM(V/V)	D

Attachment 1. Table 2. Soil vapor analytical data collected from wells, Site 300, 2021.

OU	Location	Date	Sample Type	Parameter	LOS Indicator	Result	Units	QA Flag
OU2	W-834-D13	8/24/21		Ethylene Dibromide	<	0.05	PPM(V/V)	D
OU2	W-834-D13	8/24/21		Trichlorotrifluoroethane	<	0.05	PPM(V/V)	D
OU2	W-834-D13	8/24/21		1,2-Dichlorotetrafluoroethane	<	0.05	PPM(V/V)	D
OU2	W-834-D13	8/24/21		Isopropyl Alcohol	<	0.05	PPM(V/V)	D
OU2	W-834-D13	8/24/21		Methyl t-Butyl Ether	<	0.05	PPM(V/V)	D
OU2	W-834-D13	8/24/21		Methylene chloride	<	0.05	PPM(V/V)	D
OU2	W-834-D13	8/24/21		o-Xylene	<	0.05	PPM(V/V)	D
OU2	W-834-D13	8/24/21		1,1,2,2-Tetrachloroethane	<	0.05	PPM(V/V)	D
OU2	W-834-D13	8/24/21		Tetrachloroethene	<	0.05	PPM(V/V)	D
OU2	W-834-D13	8/24/21		Toluene	<	0.05	PPM(V/V)	D
OU2	W-834-D13	8/24/21		1,1,1-Trichloroethane	<	0.05	PPM(V/V)	D
OU2	W-834-D13	8/24/21		1,1,2-Trichloroethane	<	0.05	PPM(V/V)	D
OU2	W-834-D13	8/24/21		Trichloroethene		1.2	PPM(V/V)	D
OU2	W-834-D13	8/24/21		Trichlorofluoromethane	<	0.05	PPM(V/V)	D
OU2	W-834-D13	8/24/21		1,2,4-Trimethylbenzene	<	0.05	PPM(V/V)	D
OU2	W-834-D13	8/24/21		1,3,5-Trimethylbenzene	<	0.05	PPM(V/V)	D
OU2	W-834-D13	8/24/21		Vinyl chloride	<	0.05	PPM(V/V)	D
OU2	W-834-D13	8/24/21		m- and p-Xylene Isomers	<	0.05	PPM(V/V)	D
OU2	W-834-D13	10/19/21		Benzene	<	0.05	PPM(V/V)	D
OU2	W-834-D13	10/19/21		Bromodichloromethane	<	0.05	PPM(V/V)	D
OU2	W-834-D13	10/19/21		Bromoform	<	0.05	PPM(V/V)	D
OU2	W-834-D13	10/19/21		Bromomethane	<	0.05	PPM(V/V)	D
OU2	W-834-D13	10/19/21		Carbon tetrachloride	<	0.05	PPM(V/V)	D
OU2	W-834-D13	10/19/21		Chlorobenzene	<	0.05	PPM(V/V)	D
OU2	W-834-D13	10/19/21		Chloroethane	<	0.05	PPM(V/V)	D
OU2	W-834-D13	10/19/21		Chloroform	<	0.05	PPM(V/V)	D
OU2	W-834-D13	10/19/21		Chloromethane	<	0.05	PPM(V/V)	D
OU2	W-834-D13	10/19/21		Dibromochloromethane	<	0.05	PPM(V/V)	D
OU2	W-834-D13	10/19/21		1,2-Dichlorobenzene	<	0.05	PPM(V/V)	D
OU2	W-834-D13	10/19/21		1,3-Dichlorobenzene	<	0.05	PPM(V/V)	D
OU2	W-834-D13	10/19/21		1,4-Dichlorobenzene	<	0.05	PPM(V/V)	D
OU2	W-834-D13	10/19/21		Dichlorodifluoromethane	<	0.05	PPM(V/V)	D
OU2	W-834-D13	10/19/21		1,1-Dichloroethane	<	0.05	PPM(V/V)	D
OU2	W-834-D13	10/19/21		1,2-Dichloroethane	<	0.05	PPM(V/V)	D
OU2	W-834-D13	10/19/21		1,1-Dichloroethene	<	0.05	PPM(V/V)	D
OU2	W-834-D13	10/19/21		cis-1,2-Dichloroethene		0.11	PPM(V/V)	D
OU2	W-834-D13	10/19/21		trans-1,2-Dichloroethene	<	0.05	PPM(V/V)	D
OU2	W-834-D13	10/19/21		1,2-Dichloroethene (total)		0.11	PPM(V/V)	D
OU2	W-834-D13	10/19/21		1,2-Dichloropropane	<	0.05	PPM(V/V)	D
OU2	W-834-D13	10/19/21		cis-1,3-Dichloropropene	<	0.05	PPM(V/V)	D
OU2	W-834-D13	10/19/21		trans-1,3-Dichloropropene	<	0.05	PPM(V/V)	D
OU2	W-834-D13	10/19/21		Ethylbenzene	<	0.05	PPM(V/V)	D
OU2	W-834-D13	10/19/21		Ethylene Dibromide	<	0.05	PPM(V/V)	D
OU2	W-834-D13	10/19/21		Trichlorotrifluoroethane	<	0.05	PPM(V/V)	D
OU2	W-834-D13	10/19/21		1,2-Dichlorotetrafluoroethane	<	0.05	PPM(V/V)	D
OU2	W-834-D13	10/19/21		Isopropyl Alcohol	<	0.05	PPM(V/V)	D
OU2	W-834-D13	10/19/21		Methyl t-Butyl Ether	<	0.05	PPM(V/V)	D
OU2	W-834-D13	10/19/21		Methylene chloride	<	0.05	PPM(V/V)	D
OU2	W-834-D13	10/19/21		o-Xylene	<	0.05	PPM(V/V)	D
OU2	W-834-D13	10/19/21		1,1,2,2-Tetrachloroethane	<	0.05	PPM(V/V)	D
OU2	W-834-D13	10/19/21		Tetrachloroethene	<	0.05	PPM(V/V)	D
OU2	W-834-D13	10/19/21		Toluene	<	0.05	PPM(V/V)	D
OU2	W-834-D13	10/19/21		1,1,1-Trichloroethane	<	0.05	PPM(V/V)	D
OU2	W-834-D13	10/19/21		1,1,2-Trichloroethane	<	0.05	PPM(V/V)	D
OU2	W-834-D13	10/19/21		Trichloroethene		1.4	PPM(V/V)	D
OU2	W-834-D13	10/19/21		Trichlorofluoromethane	<	0.05	PPM(V/V)	D
OU2	W-834-D13	10/19/21		1,2,4-Trimethylbenzene	<	0.05	PPM(V/V)	D
OU2	W-834-D13	10/19/21		1,3,5-Trimethylbenzene	<	0.05	PPM(V/V)	D
OU2	W-834-D13	10/19/21		Vinyl chloride	<	0.05	PPM(V/V)	D
OU2	W-834-D13	10/19/21		m- and p-Xylene Isomers	<	0.05	PPM(V/V)	D
OU2	W-834-D4	3/18/21		Benzene	<	0.005	PPM(V/V)	D
OU2	W-834-D4	3/18/21		Bromodichloromethane	<	0.005	PPM(V/V)	D
OU2	W-834-D4	3/18/21		Bromoform	<	0.005	PPM(V/V)	D
OU2	W-834-D4	3/18/21		Bromomethane	<	0.005	PPM(V/V)	D
OU2	W-834-D4	3/18/21		Carbon tetrachloride	<	0.005	PPM(V/V)	D
OU2	W-834-D4	3/18/21		Chlorobenzene	<	0.005	PPM(V/V)	D

Attachment 1. Table 2. Soil vapor analytical data collected from wells, Site 300, 2021.

OU	Location	Date	Sample Type	Parameter	LOS Indicator	Result	Units	QA Flag
OU2	W-834-D4	3/18/21		Chloroethane	<	0.005	PPM(V/V)	D
OU2	W-834-D4	3/18/21		Chloroform	<	0.005	PPM(V/V)	D
OU2	W-834-D4	3/18/21		Chloromethane	<	0.005	PPM(V/V)	D
OU2	W-834-D4	3/18/21		Dibromochloromethane	<	0.005	PPM(V/V)	D
OU2	W-834-D4	3/18/21		1,2-Dichlorobenzene	<	0.005	PPM(V/V)	D
OU2	W-834-D4	3/18/21		1,3-Dichlorobenzene	<	0.005	PPM(V/V)	D
OU2	W-834-D4	3/18/21		1,4-Dichlorobenzene	<	0.005	PPM(V/V)	D
OU2	W-834-D4	3/18/21		Dichlorodifluoromethane	<	0.005	PPM(V/V)	D
OU2	W-834-D4	3/18/21		1,1-Dichloroethane	<	0.005	PPM(V/V)	D
OU2	W-834-D4	3/18/21		1,2-Dichloroethane	<	0.005	PPM(V/V)	D
OU2	W-834-D4	3/18/21		1,1-Dichloroethene	<	0.005	PPM(V/V)	D
OU2	W-834-D4	3/18/21		cis-1,2-Dichloroethene		0.006	PPM(V/V)	D
OU2	W-834-D4	3/18/21		trans-1,2-Dichloroethene	<	0.005	PPM(V/V)	D
OU2	W-834-D4	3/18/21		1,2-Dichloroethene (total)	<	0.01	PPM(V/V)	D
OU2	W-834-D4	3/18/21		1,2-Dichloropropane	<	0.005	PPM(V/V)	D
OU2	W-834-D4	3/18/21		cis-1,3-Dichloropropene	<	0.005	PPM(V/V)	D
OU2	W-834-D4	3/18/21		trans-1,3-Dichloropropene	<	0.005	PPM(V/V)	D
OU2	W-834-D4	3/18/21		Ethylbenzene	<	0.005	PPM(V/V)	D
OU2	W-834-D4	3/18/21		Ethylene Dibromide	<	0.005	PPM(V/V)	D
OU2	W-834-D4	3/18/21		Trichlorotrifluoroethane	<	0.005	PPM(V/V)	D
OU2	W-834-D4	3/18/21		1,2-Dichlorotetrafluoroethane	<	0.005	PPM(V/V)	D
OU2	W-834-D4	3/18/21		Isopropyl Alcohol	<	0.005	PPM(V/V)	D
OU2	W-834-D4	3/18/21		Methyl t-Butyl Ether	<	0.005	PPM(V/V)	D
OU2	W-834-D4	3/18/21		Methylene chloride	<	0.005	PPM(V/V)	D
OU2	W-834-D4	3/18/21		o-Xylene	<	0.005	PPM(V/V)	D
OU2	W-834-D4	3/18/21		1,1,2,2-Tetrachloroethane	<	0.005	PPM(V/V)	D
OU2	W-834-D4	3/18/21		Tetrachloroethene	<	0.005	PPM(V/V)	D
OU2	W-834-D4	3/18/21		Toluene	<	0.005	PPM(V/V)	D
OU2	W-834-D4	3/18/21		1,1,1-Trichloroethane	<	0.005	PPM(V/V)	D
OU2	W-834-D4	3/18/21		1,1,2-Trichloroethane	<	0.005	PPM(V/V)	D
OU2	W-834-D4	3/18/21		Trichloroethene		0.069	PPM(V/V)	D
OU2	W-834-D4	3/18/21		Trichlorofluoromethane	<	0.005	PPM(V/V)	D
OU2	W-834-D4	3/18/21		1,2,4-Trimethylbenzene	<	0.005	PPM(V/V)	D
OU2	W-834-D4	3/18/21		1,3,5-Trimethylbenzene	<	0.005	PPM(V/V)	D
OU2	W-834-D4	3/18/21		Vinyl chloride	<	0.005	PPM(V/V)	D
OU2	W-834-D4	3/18/21		m- and p-Xylene Isomers	<	0.005	PPM(V/V)	D
OU2	W-834-D4	4/20/21		Benzene	<	0.005	PPM(V/V)	D
OU2	W-834-D4	4/20/21		Bromodichloromethane	<	0.005	PPM(V/V)	D
OU2	W-834-D4	4/20/21		Bromoform	<	0.005	PPM(V/V)	D
OU2	W-834-D4	4/20/21		Bromomethane	<	0.005	PPM(V/V)	D
OU2	W-834-D4	4/20/21		Carbon tetrachloride	<	0.005	PPM(V/V)	D
OU2	W-834-D4	4/20/21		Chlorobenzene	<	0.005	PPM(V/V)	D
OU2	W-834-D4	4/20/21		Chloroethane	<	0.005	PPM(V/V)	D
OU2	W-834-D4	4/20/21		Chloroform	<	0.005	PPM(V/V)	D
OU2	W-834-D4	4/20/21		Chloromethane	<	0.005	PPM(V/V)	D
OU2	W-834-D4	4/20/21		Dibromochloromethane	<	0.005	PPM(V/V)	D
OU2	W-834-D4	4/20/21		1,2-Dichlorobenzene	<	0.005	PPM(V/V)	D
OU2	W-834-D4	4/20/21		1,3-Dichlorobenzene	<	0.005	PPM(V/V)	D
OU2	W-834-D4	4/20/21		1,4-Dichlorobenzene	<	0.005	PPM(V/V)	D
OU2	W-834-D4	4/20/21		Dichlorodifluoromethane	<	0.005	PPM(V/V)	D
OU2	W-834-D4	4/20/21		1,1-Dichloroethane	<	0.005	PPM(V/V)	D
OU2	W-834-D4	4/20/21		1,2-Dichloroethane	<	0.005	PPM(V/V)	D
OU2	W-834-D4	4/20/21		1,1-Dichloroethene	<	0.005	PPM(V/V)	D
OU2	W-834-D4	4/20/21		cis-1,2-Dichloroethene		0.025	PPM(V/V)	D
OU2	W-834-D4	4/20/21		trans-1,2-Dichloroethene	<	0.005	PPM(V/V)	D
OU2	W-834-D4	4/20/21		1,2-Dichloroethene (total)		0.025	PPM(V/V)	D
OU2	W-834-D4	4/20/21		1,2-Dichloropropane	<	0.005	PPM(V/V)	D
OU2	W-834-D4	4/20/21		cis-1,3-Dichloropropene	<	0.005	PPM(V/V)	D
OU2	W-834-D4	4/20/21		trans-1,3-Dichloropropene	<	0.005	PPM(V/V)	D
OU2	W-834-D4	4/20/21		Ethylbenzene	<	0.005	PPM(V/V)	D
OU2	W-834-D4	4/20/21		Ethylene Dibromide	<	0.005	PPM(V/V)	D
OU2	W-834-D4	4/20/21		Trichlorotrifluoroethane	<	0.005	PPM(V/V)	D
OU2	W-834-D4	4/20/21		1,2-Dichlorotetrafluoroethane	<	0.005	PPM(V/V)	D
OU2	W-834-D4	4/20/21		Isopropyl Alcohol	<	0.005	PPM(V/V)	D
OU2	W-834-D4	4/20/21		Methyl t-Butyl Ether	<	0.005	PPM(V/V)	D
OU2	W-834-D4	4/20/21		Methylene chloride	<	0.005	PPM(V/V)	D

Attachment 1. Table 2. Soil vapor analytical data collected from wells, Site 300, 2021.

OU	Location	Date	Sample Type	Parameter	LOS Indicator	Result	Units	QA Flag
OU2	W-834-D4	4/20/21		o-Xylene	<	0.005	PPM(V/V)	D
OU2	W-834-D4	4/20/21		1,1,2,2-Tetrachloroethane	<	0.005	PPM(V/V)	D
OU2	W-834-D4	4/20/21		Tetrachloroethene	<	0.005	PPM(V/V)	D
OU2	W-834-D4	4/20/21		Toluene	<	0.005	PPM(V/V)	D
OU2	W-834-D4	4/20/21		1,1,1-Trichloroethane	<	0.005	PPM(V/V)	D
OU2	W-834-D4	4/20/21		1,1,2-Trichloroethane	<	0.005	PPM(V/V)	D
OU2	W-834-D4	4/20/21		Trichloroethene		0.4	PPM(V/V)	D
OU2	W-834-D4	4/20/21		Trichlorofluoromethane	<	0.005	PPM(V/V)	D
OU2	W-834-D4	4/20/21		1,2,4-Trimethylbenzene	<	0.005	PPM(V/V)	D
OU2	W-834-D4	4/20/21		1,3,5-Trimethylbenzene	<	0.005	PPM(V/V)	D
OU2	W-834-D4	4/20/21		Vinyl chloride	<	0.005	PPM(V/V)	D
OU2	W-834-D4	4/20/21		m- and p-Xylene Isomers	<	0.005	PPM(V/V)	D
OU2	W-834-D4	8/24/21		Benzene	<	0.05	PPM(V/V)	D
OU2	W-834-D4	8/24/21		Bromodichloromethane	<	0.05	PPM(V/V)	D
OU2	W-834-D4	8/24/21		Bromoform	<	0.05	PPM(V/V)	D
OU2	W-834-D4	8/24/21		Bromomethane	<	0.05	PPM(V/V)	D
OU2	W-834-D4	8/24/21		Carbon tetrachloride	<	0.05	PPM(V/V)	D
OU2	W-834-D4	8/24/21		Chlorobenzene	<	0.05	PPM(V/V)	D
OU2	W-834-D4	8/24/21		Chloroethane	<	0.05	PPM(V/V)	D
OU2	W-834-D4	8/24/21		Chloroform	<	0.05	PPM(V/V)	D
OU2	W-834-D4	8/24/21		Chloromethane	<	0.05	PPM(V/V)	D
OU2	W-834-D4	8/24/21		Dibromochloromethane	<	0.05	PPM(V/V)	D
OU2	W-834-D4	8/24/21		1,2-Dichlorobenzene	<	0.05	PPM(V/V)	D
OU2	W-834-D4	8/24/21		1,3-Dichlorobenzene	<	0.05	PPM(V/V)	D
OU2	W-834-D4	8/24/21		1,4-Dichlorobenzene	<	0.05	PPM(V/V)	D
OU2	W-834-D4	8/24/21		Dichlorodifluoromethane	<	0.05	PPM(V/V)	D
OU2	W-834-D4	8/24/21		1,1-Dichloroethane	<	0.05	PPM(V/V)	D
OU2	W-834-D4	8/24/21		1,2-Dichloroethane	<	0.05	PPM(V/V)	D
OU2	W-834-D4	8/24/21		1,1-Dichloroethene	<	0.05	PPM(V/V)	D
OU2	W-834-D4	8/24/21		cis-1,2-Dichloroethene		0.085	PPM(V/V)	D
OU2	W-834-D4	8/24/21		trans-1,2-Dichloroethene	<	0.05	PPM(V/V)	D
OU2	W-834-D4	8/24/21		1,2-Dichloroethene (total)	<	0.1	PPM(V/V)	D
OU2	W-834-D4	8/24/21		1,2-Dichloropropane	<	0.05	PPM(V/V)	D
OU2	W-834-D4	8/24/21		cis-1,3-Dichloropropene	<	0.05	PPM(V/V)	D
OU2	W-834-D4	8/24/21		trans-1,3-Dichloropropene	<	0.05	PPM(V/V)	D
OU2	W-834-D4	8/24/21		Ethylbenzene	<	0.05	PPM(V/V)	D
OU2	W-834-D4	8/24/21		Ethylene Dibromide	<	0.05	PPM(V/V)	D
OU2	W-834-D4	8/24/21		Trichlorotrifluoroethane	<	0.05	PPM(V/V)	D
OU2	W-834-D4	8/24/21		1,2-Dichlorotetrafluoroethane	<	0.05	PPM(V/V)	D
OU2	W-834-D4	8/24/21		Isopropyl Alcohol	<	0.05	PPM(V/V)	D
OU2	W-834-D4	8/24/21		Methyl t-Butyl Ether	<	0.05	PPM(V/V)	D
OU2	W-834-D4	8/24/21		Methylene chloride	<	0.05	PPM(V/V)	D
OU2	W-834-D4	8/24/21		o-Xylene	<	0.05	PPM(V/V)	D
OU2	W-834-D4	8/24/21		1,1,2,2-Tetrachloroethane	<	0.05	PPM(V/V)	D
OU2	W-834-D4	8/24/21		Tetrachloroethene	<	0.05	PPM(V/V)	D
OU2	W-834-D4	8/24/21		Toluene	<	0.05	PPM(V/V)	D
OU2	W-834-D4	8/24/21		1,1,1-Trichloroethane	<	0.05	PPM(V/V)	D
OU2	W-834-D4	8/24/21		1,1,2-Trichloroethane	<	0.05	PPM(V/V)	D
OU2	W-834-D4	8/24/21		Trichloroethene		0.56	PPM(V/V)	D
OU2	W-834-D4	8/24/21		Trichlorofluoromethane	<	0.05	PPM(V/V)	D
OU2	W-834-D4	8/24/21		1,2,4-Trimethylbenzene	<	0.05	PPM(V/V)	D
OU2	W-834-D4	8/24/21		1,3,5-Trimethylbenzene	<	0.05	PPM(V/V)	D
OU2	W-834-D4	8/24/21		Vinyl chloride	<	0.05	PPM(V/V)	D
OU2	W-834-D4	8/24/21		m- and p-Xylene Isomers	<	0.05	PPM(V/V)	D
OU2	W-834-D4	10/19/21		Benzene	<	0.05	PPM(V/V)	D
OU2	W-834-D4	10/19/21		Bromodichloromethane	<	0.05	PPM(V/V)	D
OU2	W-834-D4	10/19/21		Bromoform	<	0.05	PPM(V/V)	D
OU2	W-834-D4	10/19/21		Bromomethane	<	0.05	PPM(V/V)	D
OU2	W-834-D4	10/19/21		Carbon tetrachloride	<	0.05	PPM(V/V)	D
OU2	W-834-D4	10/19/21		Chlorobenzene	<	0.05	PPM(V/V)	D
OU2	W-834-D4	10/19/21		Chloroethane	<	0.05	PPM(V/V)	D
OU2	W-834-D4	10/19/21		Chloroform	<	0.05	PPM(V/V)	D
OU2	W-834-D4	10/19/21		Chloromethane	<	0.05	PPM(V/V)	D
OU2	W-834-D4	10/19/21		Dibromochloromethane	<	0.05	PPM(V/V)	D
OU2	W-834-D4	10/19/21		1,2-Dichlorobenzene	<	0.05	PPM(V/V)	D
OU2	W-834-D4	10/19/21		1,3-Dichlorobenzene	<	0.05	PPM(V/V)	D

Attachment 1. Table 2. Soil vapor analytical data collected from wells, Site 300, 2021.

OU	Location	Date	Sample Type	Parameter	LOS Indicator	Result	Units	QA Flag
OU2	W-834-D4	10/19/21		1,4-Dichlorobenzene	<	0.05	PPM(V/V)	D
OU2	W-834-D4	10/19/21		Dichlorodifluoromethane	<	0.05	PPM(V/V)	D
OU2	W-834-D4	10/19/21		1,1-Dichloroethane	<	0.05	PPM(V/V)	D
OU2	W-834-D4	10/19/21		1,2-Dichloroethane	<	0.05	PPM(V/V)	D
OU2	W-834-D4	10/19/21		1,1-Dichloroethene	<	0.05	PPM(V/V)	D
OU2	W-834-D4	10/19/21		cis-1,2-Dichloroethene		0.061	PPM(V/V)	D
OU2	W-834-D4	10/19/21		trans-1,2-Dichloroethene	<	0.05	PPM(V/V)	D
OU2	W-834-D4	10/19/21		1,2-Dichloroethene (total)	<	0.1	PPM(V/V)	D
OU2	W-834-D4	10/19/21		1,2-Dichloropropane	<	0.05	PPM(V/V)	D
OU2	W-834-D4	10/19/21		cis-1,3-Dichloropropene	<	0.05	PPM(V/V)	D
OU2	W-834-D4	10/19/21		trans-1,3-Dichloropropene	<	0.05	PPM(V/V)	D
OU2	W-834-D4	10/19/21		Ethylbenzene	<	0.05	PPM(V/V)	D
OU2	W-834-D4	10/19/21		Ethylene Dibromide	<	0.05	PPM(V/V)	D
OU2	W-834-D4	10/19/21		Trichlorotrifluoroethane	<	0.05	PPM(V/V)	D
OU2	W-834-D4	10/19/21		1,2-Dichlorotetrafluoroethane	<	0.05	PPM(V/V)	D
OU2	W-834-D4	10/19/21		Isopropyl Alcohol	<	0.05	PPM(V/V)	D
OU2	W-834-D4	10/19/21		Methyl t-Butyl Ether	<	0.05	PPM(V/V)	D
OU2	W-834-D4	10/19/21		Methylene chloride	<	0.05	PPM(V/V)	D
OU2	W-834-D4	10/19/21		o-Xylene	<	0.05	PPM(V/V)	D
OU2	W-834-D4	10/19/21		1,1,2,2-Tetrachloroethane	<	0.05	PPM(V/V)	D
OU2	W-834-D4	10/19/21		Tetrachloroethene	<	0.05	PPM(V/V)	D
OU2	W-834-D4	10/19/21		Toluene	<	0.05	PPM(V/V)	D
OU2	W-834-D4	10/19/21		1,1,1-Trichloroethane	<	0.05	PPM(V/V)	D
OU2	W-834-D4	10/19/21		1,1,2-Trichloroethane	<	0.05	PPM(V/V)	D
OU2	W-834-D4	10/19/21		Trichloroethene		0.9	PPM(V/V)	D
OU2	W-834-D4	10/19/21		Trichlorofluoromethane	<	0.05	PPM(V/V)	D
OU2	W-834-D4	10/19/21		1,2,4-Trimethylbenzene	<	0.05	PPM(V/V)	D
OU2	W-834-D4	10/19/21		1,3,5-Trimethylbenzene	<	0.05	PPM(V/V)	D
OU2	W-834-D4	10/19/21		Vinyl chloride	<	0.05	PPM(V/V)	D
OU2	W-834-D4	10/19/21		m- and p-Xylene Isomers	<	0.05	PPM(V/V)	D
OU2	W-834-D6	3/18/21		Benzene	<	0.005	PPM(V/V)	D
OU2	W-834-D6	3/18/21		Bromodichloromethane	<	0.005	PPM(V/V)	D
OU2	W-834-D6	3/18/21		Bromoform	<	0.005	PPM(V/V)	D
OU2	W-834-D6	3/18/21		Bromomethane	<	0.005	PPM(V/V)	D
OU2	W-834-D6	3/18/21		Carbon tetrachloride	<	0.005	PPM(V/V)	D
OU2	W-834-D6	3/18/21		Chlorobenzene	<	0.005	PPM(V/V)	D
OU2	W-834-D6	3/18/21		Chloroethane	<	0.005	PPM(V/V)	D
OU2	W-834-D6	3/18/21		Chloroform	<	0.005	PPM(V/V)	D
OU2	W-834-D6	3/18/21		Chloromethane	<	0.005	PPM(V/V)	D
OU2	W-834-D6	3/18/21		Dibromochloromethane	<	0.005	PPM(V/V)	D
OU2	W-834-D6	3/18/21		1,2-Dichlorobenzene	<	0.005	PPM(V/V)	D
OU2	W-834-D6	3/18/21		1,3-Dichlorobenzene	<	0.005	PPM(V/V)	D
OU2	W-834-D6	3/18/21		1,4-Dichlorobenzene	<	0.005	PPM(V/V)	D
OU2	W-834-D6	3/18/21		Dichlorodifluoromethane	<	0.005	PPM(V/V)	D
OU2	W-834-D6	3/18/21		1,1-Dichloroethane	<	0.005	PPM(V/V)	D
OU2	W-834-D6	3/18/21		1,2-Dichloroethane	<	0.005	PPM(V/V)	D
OU2	W-834-D6	3/18/21		1,1-Dichloroethene	<	0.005	PPM(V/V)	D
OU2	W-834-D6	3/18/21		cis-1,2-Dichloroethene		0.06	PPM(V/V)	D
OU2	W-834-D6	3/18/21		trans-1,2-Dichloroethene	<	0.005	PPM(V/V)	D
OU2	W-834-D6	3/18/21		1,2-Dichloroethene (total)		0.06	PPM(V/V)	D
OU2	W-834-D6	3/18/21		1,2-Dichloropropane	<	0.005	PPM(V/V)	D
OU2	W-834-D6	3/18/21		cis-1,3-Dichloropropene	<	0.005	PPM(V/V)	D
OU2	W-834-D6	3/18/21		trans-1,3-Dichloropropene	<	0.005	PPM(V/V)	D
OU2	W-834-D6	3/18/21		Ethylbenzene	<	0.005	PPM(V/V)	D
OU2	W-834-D6	3/18/21		Ethylene Dibromide	<	0.005	PPM(V/V)	D
OU2	W-834-D6	3/18/21		Trichlorotrifluoroethane	<	0.005	PPM(V/V)	D
OU2	W-834-D6	3/18/21		1,2-Dichlorotetrafluoroethane	<	0.005	PPM(V/V)	D
OU2	W-834-D6	3/18/21		Isopropyl Alcohol	<	0.005	PPM(V/V)	D
OU2	W-834-D6	3/18/21		Methyl t-Butyl Ether	<	0.005	PPM(V/V)	D
OU2	W-834-D6	3/18/21		Methylene chloride	<	0.005	PPM(V/V)	D
OU2	W-834-D6	3/18/21		o-Xylene	<	0.005	PPM(V/V)	D
OU2	W-834-D6	3/18/21		1,1,2,2-Tetrachloroethane	<	0.005	PPM(V/V)	D
OU2	W-834-D6	3/18/21		Tetrachloroethene	<	0.005	PPM(V/V)	D
OU2	W-834-D6	3/18/21		Toluene	<	0.005	PPM(V/V)	D
OU2	W-834-D6	3/18/21		1,1,1-Trichloroethane	<	0.005	PPM(V/V)	D
OU2	W-834-D6	3/18/21		1,1,2-Trichloroethane	<	0.005	PPM(V/V)	D

Attachment 1. Table 2. Soil vapor analytical data collected from wells, Site 300, 2021.

OU	Location	Date	Sample Type	Parameter	LOS Indicator	Result	Units	QA Flag
OU2	W-834-D6	3/18/21		Trichloroethene		0.19	PPM(V/V)	D
OU2	W-834-D6	3/18/21		Trichlorofluoromethane	<	0.005	PPM(V/V)	D
OU2	W-834-D6	3/18/21		1,2,4-Trimethylbenzene	<	0.005	PPM(V/V)	D
OU2	W-834-D6	3/18/21		1,3,5-Trimethylbenzene	<	0.005	PPM(V/V)	D
OU2	W-834-D6	3/18/21		Vinyl chloride	<	0.005	PPM(V/V)	D
OU2	W-834-D6	3/18/21		m- and p-Xylene Isomers	<	0.005	PPM(V/V)	D
OU2	W-834-D6	4/20/21		Benzene	<	0.005	PPM(V/V)	D
OU2	W-834-D6	4/20/21		Bromodichloromethane	<	0.005	PPM(V/V)	D
OU2	W-834-D6	4/20/21		Bromoform	<	0.005	PPM(V/V)	D
OU2	W-834-D6	4/20/21		Bromomethane	<	0.005	PPM(V/V)	D
OU2	W-834-D6	4/20/21		Carbon tetrachloride	<	0.005	PPM(V/V)	D
OU2	W-834-D6	4/20/21		Chlorobenzene	<	0.005	PPM(V/V)	D
OU2	W-834-D6	4/20/21		Chloroethane	<	0.005	PPM(V/V)	D
OU2	W-834-D6	4/20/21		Chloroform	<	0.005	PPM(V/V)	D
OU2	W-834-D6	4/20/21		Chloromethane	<	0.005	PPM(V/V)	D
OU2	W-834-D6	4/20/21		Dibromochloromethane	<	0.005	PPM(V/V)	D
OU2	W-834-D6	4/20/21		1,2-Dichlorobenzene	<	0.005	PPM(V/V)	D
OU2	W-834-D6	4/20/21		1,3-Dichlorobenzene	<	0.005	PPM(V/V)	D
OU2	W-834-D6	4/20/21		1,4-Dichlorobenzene	<	0.005	PPM(V/V)	D
OU2	W-834-D6	4/20/21		Dichlorodifluoromethane	<	0.005	PPM(V/V)	D
OU2	W-834-D6	4/20/21		1,1-Dichloroethane	<	0.005	PPM(V/V)	D
OU2	W-834-D6	4/20/21		1,2-Dichloroethane	<	0.005	PPM(V/V)	D
OU2	W-834-D6	4/20/21		1,1-Dichloroethene	<	0.005	PPM(V/V)	D
OU2	W-834-D6	4/20/21		cis-1,2-Dichloroethene		0.35	PPM(V/V)	D
OU2	W-834-D6	4/20/21		trans-1,2-Dichloroethene	<	0.05	PPM(V/V)	D
OU2	W-834-D6	4/20/21		1,2-Dichloroethene (total)		0.35	PPM(V/V)	D
OU2	W-834-D6	4/20/21		1,2-Dichloropropane	<	0.005	PPM(V/V)	D
OU2	W-834-D6	4/20/21		cis-1,3-Dichloropropene	<	0.005	PPM(V/V)	D
OU2	W-834-D6	4/20/21		trans-1,3-Dichloropropene	<	0.005	PPM(V/V)	D
OU2	W-834-D6	4/20/21		Ethylbenzene	<	0.005	PPM(V/V)	D
OU2	W-834-D6	4/20/21		Ethylene Dibromide	<	0.005	PPM(V/V)	D
OU2	W-834-D6	4/20/21		Trichlorotrifluoroethane	<	0.005	PPM(V/V)	D
OU2	W-834-D6	4/20/21		1,2-Dichlorotetrafluoroethane	<	0.005	PPM(V/V)	D
OU2	W-834-D6	4/20/21		Isopropyl Alcohol	<	0.005	PPM(V/V)	D
OU2	W-834-D6	4/20/21		Methyl t-Butyl Ether	<	0.005	PPM(V/V)	D
OU2	W-834-D6	4/20/21		Methylene chloride	<	0.005	PPM(V/V)	D
OU2	W-834-D6	4/20/21		o-Xylene	<	0.005	PPM(V/V)	D
OU2	W-834-D6	4/20/21		1,1,2,2-Tetrachloroethane	<	0.005	PPM(V/V)	D
OU2	W-834-D6	4/20/21		Tetrachloroethene	<	0.005	PPM(V/V)	D
OU2	W-834-D6	4/20/21		Toluene	<	0.005	PPM(V/V)	D
OU2	W-834-D6	4/20/21		1,1,1-Trichloroethane	<	0.005	PPM(V/V)	D
OU2	W-834-D6	4/20/21		1,1,2-Trichloroethane	<	0.005	PPM(V/V)	D
OU2	W-834-D6	4/20/21		Trichloroethene		0.66	PPM(V/V)	D
OU2	W-834-D6	4/20/21		Trichlorofluoromethane	<	0.005	PPM(V/V)	D
OU2	W-834-D6	4/20/21		1,2,4-Trimethylbenzene	<	0.005	PPM(V/V)	D
OU2	W-834-D6	4/20/21		1,3,5-Trimethylbenzene	<	0.005	PPM(V/V)	D
OU2	W-834-D6	4/20/21		Vinyl chloride	<	0.005	PPM(V/V)	D
OU2	W-834-D6	4/20/21		m- and p-Xylene Isomers	<	0.005	PPM(V/V)	D
OU2	W-834-D6	8/24/21		Benzene	<	0.05	PPM(V/V)	D
OU2	W-834-D6	8/24/21		Bromodichloromethane	<	0.05	PPM(V/V)	D
OU2	W-834-D6	8/24/21		Bromoform	<	0.05	PPM(V/V)	D
OU2	W-834-D6	8/24/21		Bromomethane	<	0.05	PPM(V/V)	D
OU2	W-834-D6	8/24/21		Carbon tetrachloride	<	0.05	PPM(V/V)	D
OU2	W-834-D6	8/24/21		Chlorobenzene	<	0.05	PPM(V/V)	D
OU2	W-834-D6	8/24/21		Chloroethane	<	0.05	PPM(V/V)	D
OU2	W-834-D6	8/24/21		Chloroform	<	0.05	PPM(V/V)	D
OU2	W-834-D6	8/24/21		Chloromethane	<	0.05	PPM(V/V)	D
OU2	W-834-D6	8/24/21		Dibromochloromethane	<	0.05	PPM(V/V)	D
OU2	W-834-D6	8/24/21		1,2-Dichlorobenzene	<	0.05	PPM(V/V)	D
OU2	W-834-D6	8/24/21		1,3-Dichlorobenzene	<	0.05	PPM(V/V)	D
OU2	W-834-D6	8/24/21		1,4-Dichlorobenzene	<	0.05	PPM(V/V)	D
OU2	W-834-D6	8/24/21		Dichlorodifluoromethane	<	0.05	PPM(V/V)	D
OU2	W-834-D6	8/24/21		1,1-Dichloroethane	<	0.05	PPM(V/V)	D
OU2	W-834-D6	8/24/21		1,2-Dichloroethane	<	0.05	PPM(V/V)	D
OU2	W-834-D6	8/24/21		1,1-Dichloroethene	<	0.05	PPM(V/V)	D
OU2	W-834-D6	8/24/21		cis-1,2-Dichloroethene		0.66	PPM(V/V)	D

Attachment 1. Table 2. Soil vapor analytical data collected from wells, Site 300, 2021.

OU	Location	Date	Sample Type	Parameter	LOS Indicator	Result	Units	QA Flag
OU2	W-834-D6	8/24/21		trans-1,2-Dichloroethene	<	0.05	PPM(V/V)	D
OU2	W-834-D6	8/24/21		1,2-Dichloroethene (total)		0.66	PPM(V/V)	D
OU2	W-834-D6	8/24/21		1,2-Dichloropropane	<	0.05	PPM(V/V)	D
OU2	W-834-D6	8/24/21		cis-1,3-Dichloropropene	<	0.05	PPM(V/V)	D
OU2	W-834-D6	8/24/21		trans-1,3-Dichloropropene	<	0.05	PPM(V/V)	D
OU2	W-834-D6	8/24/21		Ethylbenzene	<	0.05	PPM(V/V)	D
OU2	W-834-D6	8/24/21		Ethylene Dibromide	<	0.05	PPM(V/V)	D
OU2	W-834-D6	8/24/21		Trichlorotrifluoroethane	<	0.05	PPM(V/V)	D
OU2	W-834-D6	8/24/21		1,2-Dichlorotetrafluoroethane	<	0.05	PPM(V/V)	D
OU2	W-834-D6	8/24/21		Isopropyl Alcohol	<	0.05	PPM(V/V)	D
OU2	W-834-D6	8/24/21		Methyl t-Butyl Ether	<	0.05	PPM(V/V)	D
OU2	W-834-D6	8/24/21		Methylene chloride	<	0.05	PPM(V/V)	D
OU2	W-834-D6	8/24/21		o-Xylene	<	0.05	PPM(V/V)	D
OU2	W-834-D6	8/24/21		1,1,2,2-Tetrachloroethane	<	0.05	PPM(V/V)	D
OU2	W-834-D6	8/24/21		Tetrachloroethene	<	0.05	PPM(V/V)	D
OU2	W-834-D6	8/24/21		Toluene	<	0.05	PPM(V/V)	D
OU2	W-834-D6	8/24/21		1,1,1-Trichloroethane	<	0.05	PPM(V/V)	D
OU2	W-834-D6	8/24/21		1,1,2-Trichloroethane	<	0.05	PPM(V/V)	D
OU2	W-834-D6	8/24/21		Trichloroethene		1.5	PPM(V/V)	D
OU2	W-834-D6	8/24/21		Trichlorofluoromethane	<	0.05	PPM(V/V)	D
OU2	W-834-D6	8/24/21		1,2,4-Trimethylbenzene	<	0.05	PPM(V/V)	D
OU2	W-834-D6	8/24/21		1,3,5-Trimethylbenzene	<	0.05	PPM(V/V)	D
OU2	W-834-D6	8/24/21		Vinyl chloride	<	0.05	PPM(V/V)	D
OU2	W-834-D6	8/24/21		m- and p-Xylene Isomers	<	0.05	PPM(V/V)	D
OU2	W-834-D6	10/19/21		Benzene	<	0.05	PPM(V/V)	D
OU2	W-834-D6	10/19/21		Bromodichloromethane	<	0.05	PPM(V/V)	D
OU2	W-834-D6	10/19/21		Bromoform	<	0.05	PPM(V/V)	D
OU2	W-834-D6	10/19/21		Bromomethane	<	0.05	PPM(V/V)	D
OU2	W-834-D6	10/19/21		Carbon tetrachloride	<	0.05	PPM(V/V)	D
OU2	W-834-D6	10/19/21		Chlorobenzene	<	0.05	PPM(V/V)	D
OU2	W-834-D6	10/19/21		Chloroethane	<	0.05	PPM(V/V)	D
OU2	W-834-D6	10/19/21		Chloroform	<	0.05	PPM(V/V)	D
OU2	W-834-D6	10/19/21		Chloromethane	<	0.05	PPM(V/V)	D
OU2	W-834-D6	10/19/21		Dibromochloromethane	<	0.05	PPM(V/V)	D
OU2	W-834-D6	10/19/21		1,2-Dichlorobenzene	<	0.05	PPM(V/V)	D
OU2	W-834-D6	10/19/21		1,3-Dichlorobenzene	<	0.05	PPM(V/V)	D
OU2	W-834-D6	10/19/21		1,4-Dichlorobenzene	<	0.05	PPM(V/V)	D
OU2	W-834-D6	10/19/21		Dichlorodifluoromethane	<	0.05	PPM(V/V)	D
OU2	W-834-D6	10/19/21		1,1-Dichloroethane	<	0.05	PPM(V/V)	D
OU2	W-834-D6	10/19/21		1,2-Dichloroethane	<	0.05	PPM(V/V)	D
OU2	W-834-D6	10/19/21		1,1-Dichloroethene	<	0.05	PPM(V/V)	D
OU2	W-834-D6	10/19/21		cis-1,2-Dichloroethene		0.75	PPM(V/V)	D
OU2	W-834-D6	10/19/21		trans-1,2-Dichloroethene	<	0.05	PPM(V/V)	D
OU2	W-834-D6	10/19/21		1,2-Dichloroethene (total)		0.75	PPM(V/V)	D
OU2	W-834-D6	10/19/21		1,2-Dichloropropane	<	0.05	PPM(V/V)	D
OU2	W-834-D6	10/19/21		cis-1,3-Dichloropropene	<	0.05	PPM(V/V)	D
OU2	W-834-D6	10/19/21		trans-1,3-Dichloropropene	<	0.05	PPM(V/V)	D
OU2	W-834-D6	10/19/21		Ethylbenzene	<	0.05	PPM(V/V)	D
OU2	W-834-D6	10/19/21		Ethylene Dibromide	<	0.05	PPM(V/V)	D
OU2	W-834-D6	10/19/21		Trichlorotrifluoroethane	<	0.05	PPM(V/V)	D
OU2	W-834-D6	10/19/21		1,2-Dichlorotetrafluoroethane	<	0.05	PPM(V/V)	D
OU2	W-834-D6	10/19/21		Isopropyl Alcohol	<	0.05	PPM(V/V)	D
OU2	W-834-D6	10/19/21		Methyl t-Butyl Ether	<	0.05	PPM(V/V)	D
OU2	W-834-D6	10/19/21		Methylene chloride	<	0.05	PPM(V/V)	D
OU2	W-834-D6	10/19/21		o-Xylene	<	0.05	PPM(V/V)	D
OU2	W-834-D6	10/19/21		1,1,2,2-Tetrachloroethane	<	0.05	PPM(V/V)	D
OU2	W-834-D6	10/19/21		Tetrachloroethene	<	0.05	PPM(V/V)	D
OU2	W-834-D6	10/19/21		Toluene	<	0.05	PPM(V/V)	D
OU2	W-834-D6	10/19/21		1,1,1-Trichloroethane	<	0.05	PPM(V/V)	D
OU2	W-834-D6	10/19/21		1,1,2-Trichloroethane	<	0.05	PPM(V/V)	D
OU2	W-834-D6	10/19/21		Trichloroethene		1.9	PPM(V/V)	D
OU2	W-834-D6	10/19/21		Trichlorofluoromethane	<	0.05	PPM(V/V)	D
OU2	W-834-D6	10/19/21		1,2,4-Trimethylbenzene	<	0.05	PPM(V/V)	D
OU2	W-834-D6	10/19/21		1,3,5-Trimethylbenzene	<	0.05	PPM(V/V)	D
OU2	W-834-D6	10/19/21		Vinyl chloride	<	0.05	PPM(V/V)	D
OU2	W-834-D6	10/19/21		m- and p-Xylene Isomers	<	0.05	PPM(V/V)	D

Attachment 1. Table 2. Soil vapor analytical data collected from wells, Site 300, 2021.

OU	Location	Date	Sample Type	Parameter	LOS Indicator	Result	Units	QA Flag
OU2	W-834-D7	3/18/21		Benzene	<	0.005	PPM(V/V)	D
OU2	W-834-D7	3/18/21		Bromodichloromethane	<	0.005	PPM(V/V)	D
OU2	W-834-D7	3/18/21		Bromoform	<	0.005	PPM(V/V)	D
OU2	W-834-D7	3/18/21		Bromomethane	<	0.005	PPM(V/V)	D
OU2	W-834-D7	3/18/21		Carbon tetrachloride	<	0.005	PPM(V/V)	D
OU2	W-834-D7	3/18/21		Chlorobenzene	<	0.005	PPM(V/V)	D
OU2	W-834-D7	3/18/21		Chloroethane	<	0.005	PPM(V/V)	D
OU2	W-834-D7	3/18/21		Chloroform	<	0.005	PPM(V/V)	D
OU2	W-834-D7	3/18/21		Chloromethane	<	0.005	PPM(V/V)	D
OU2	W-834-D7	3/18/21		Dibromochloromethane	<	0.005	PPM(V/V)	D
OU2	W-834-D7	3/18/21		1,2-Dichlorobenzene	<	0.005	PPM(V/V)	D
OU2	W-834-D7	3/18/21		1,3-Dichlorobenzene	<	0.005	PPM(V/V)	D
OU2	W-834-D7	3/18/21		1,4-Dichlorobenzene	<	0.005	PPM(V/V)	D
OU2	W-834-D7	3/18/21		Dichlorodifluoromethane	<	0.005	PPM(V/V)	D
OU2	W-834-D7	3/18/21		1,1-Dichloroethane	<	0.005	PPM(V/V)	D
OU2	W-834-D7	3/18/21		1,2-Dichloroethane	<	0.005	PPM(V/V)	D
OU2	W-834-D7	3/18/21		1,1-Dichloroethene	<	0.005	PPM(V/V)	D
OU2	W-834-D7	3/18/21		cis-1,2-Dichloroethene	<	0.005	PPM(V/V)	D
OU2	W-834-D7	3/18/21		trans-1,2-Dichloroethene	<	0.005	PPM(V/V)	D
OU2	W-834-D7	3/18/21		1,2-Dichloroethene (total)	<	0.01	PPM(V/V)	D
OU2	W-834-D7	3/18/21		1,2-Dichloropropane	<	0.005	PPM(V/V)	D
OU2	W-834-D7	3/18/21		cis-1,3-Dichloropropene	<	0.005	PPM(V/V)	D
OU2	W-834-D7	3/18/21		trans-1,3-Dichloropropene	<	0.005	PPM(V/V)	D
OU2	W-834-D7	3/18/21		Ethylbenzene	<	0.005	PPM(V/V)	D
OU2	W-834-D7	3/18/21		Ethylene Dibromide	<	0.005	PPM(V/V)	D
OU2	W-834-D7	3/18/21		Trichlorotrifluoroethane	<	0.005	PPM(V/V)	D
OU2	W-834-D7	3/18/21		1,2-Dichlorotetrafluoroethane	<	0.005	PPM(V/V)	D
OU2	W-834-D7	3/18/21		Isopropyl Alcohol	<	0.005	PPM(V/V)	D
OU2	W-834-D7	3/18/21		Methyl t-Butyl Ether	<	0.005	PPM(V/V)	D
OU2	W-834-D7	3/18/21		Methylene chloride	<	0.005	PPM(V/V)	D
OU2	W-834-D7	3/18/21		o-Xylene	<	0.005	PPM(V/V)	D
OU2	W-834-D7	3/18/21		1,1,2,2-Tetrachloroethane	<	0.005	PPM(V/V)	D
OU2	W-834-D7	3/18/21		Tetrachloroethene	<	0.005	PPM(V/V)	D
OU2	W-834-D7	3/18/21		Toluene	<	0.005	PPM(V/V)	D
OU2	W-834-D7	3/18/21		1,1,1-Trichloroethane	<	0.005	PPM(V/V)	D
OU2	W-834-D7	3/18/21		1,1,2-Trichloroethane	<	0.005	PPM(V/V)	D
OU2	W-834-D7	3/18/21		Trichloroethene		0.02	PPM(V/V)	D
OU2	W-834-D7	3/18/21		Trichlorofluoromethane	<	0.005	PPM(V/V)	D
OU2	W-834-D7	3/18/21		1,2,4-Trimethylbenzene	<	0.005	PPM(V/V)	D
OU2	W-834-D7	3/18/21		1,3,5-Trimethylbenzene	<	0.005	PPM(V/V)	D
OU2	W-834-D7	3/18/21		Vinyl chloride	<	0.005	PPM(V/V)	D
OU2	W-834-D7	3/18/21		m- and p-Xylene Isomers	<	0.005	PPM(V/V)	D
OU2	W-834-D7	4/20/21		Benzene	<	0.005	PPM(V/V)	D
OU2	W-834-D7	4/20/21		Bromodichloromethane	<	0.005	PPM(V/V)	D
OU2	W-834-D7	4/20/21		Bromoform	<	0.005	PPM(V/V)	D
OU2	W-834-D7	4/20/21		Bromomethane	<	0.005	PPM(V/V)	D
OU2	W-834-D7	4/20/21		Carbon tetrachloride	<	0.005	PPM(V/V)	D
OU2	W-834-D7	4/20/21		Chlorobenzene	<	0.005	PPM(V/V)	D
OU2	W-834-D7	4/20/21		Chloroethane	<	0.005	PPM(V/V)	D
OU2	W-834-D7	4/20/21		Chloroform	<	0.005	PPM(V/V)	D
OU2	W-834-D7	4/20/21		Chloromethane	<	0.005	PPM(V/V)	D
OU2	W-834-D7	4/20/21		Dibromochloromethane	<	0.005	PPM(V/V)	D
OU2	W-834-D7	4/20/21		1,2-Dichlorobenzene	<	0.005	PPM(V/V)	D
OU2	W-834-D7	4/20/21		1,3-Dichlorobenzene	<	0.005	PPM(V/V)	D
OU2	W-834-D7	4/20/21		1,4-Dichlorobenzene	<	0.005	PPM(V/V)	D
OU2	W-834-D7	4/20/21		Dichlorodifluoromethane	<	0.005	PPM(V/V)	D
OU2	W-834-D7	4/20/21		1,1-Dichloroethane	<	0.005	PPM(V/V)	D
OU2	W-834-D7	4/20/21		1,2-Dichloroethane	<	0.005	PPM(V/V)	D
OU2	W-834-D7	4/20/21		1,1-Dichloroethene	<	0.005	PPM(V/V)	D
OU2	W-834-D7	4/20/21		cis-1,2-Dichloroethene		0.055	PPM(V/V)	D
OU2	W-834-D7	4/20/21		trans-1,2-Dichloroethene	<	0.005	PPM(V/V)	D
OU2	W-834-D7	4/20/21		1,2-Dichloroethene (total)		0.055	PPM(V/V)	D
OU2	W-834-D7	4/20/21		1,2-Dichloropropane	<	0.005	PPM(V/V)	D
OU2	W-834-D7	4/20/21		cis-1,3-Dichloropropene	<	0.005	PPM(V/V)	D
OU2	W-834-D7	4/20/21		trans-1,3-Dichloropropene	<	0.005	PPM(V/V)	D
OU2	W-834-D7	4/20/21		Ethylbenzene	<	0.005	PPM(V/V)	D

Attachment 1. Table 2. Soil vapor analytical data collected from wells, Site 300, 2021.

OU	Location	Date	Sample Type	Parameter	LOS Indicator	Result	Units	QA Flag
OU2	W-834-D7	4/20/21		Ethylene Dibromide	<	0.005	PPM(V/V)	D
OU2	W-834-D7	4/20/21		Trichlorotrifluoroethane	<	0.005	PPM(V/V)	D
OU2	W-834-D7	4/20/21		1,2-Dichlorotetrafluoroethane	<	0.005	PPM(V/V)	D
OU2	W-834-D7	4/20/21		Isopropyl Alcohol	<	0.005	PPM(V/V)	D
OU2	W-834-D7	4/20/21		Methyl t-Butyl Ether	<	0.005	PPM(V/V)	D
OU2	W-834-D7	4/20/21		Methylene chloride	<	0.005	PPM(V/V)	D
OU2	W-834-D7	4/20/21		o-Xylene	<	0.005	PPM(V/V)	D
OU2	W-834-D7	4/20/21		1,1,2,2-Tetrachloroethane	<	0.005	PPM(V/V)	D
OU2	W-834-D7	4/20/21		Tetrachloroethene	<	0.005	PPM(V/V)	D
OU2	W-834-D7	4/20/21		Toluene	<	0.005	PPM(V/V)	D
OU2	W-834-D7	4/20/21		1,1,1-Trichloroethane	<	0.005	PPM(V/V)	D
OU2	W-834-D7	4/20/21		1,1,2-Trichloroethane	<	0.005	PPM(V/V)	D
OU2	W-834-D7	4/20/21		Trichloroethene		0.2	PPM(V/V)	D
OU2	W-834-D7	4/20/21		Trichlorofluoromethane	<	0.005	PPM(V/V)	D
OU2	W-834-D7	4/20/21		1,2,4-Trimethylbenzene	<	0.005	PPM(V/V)	D
OU2	W-834-D7	4/20/21		1,3,5-Trimethylbenzene	<	0.005	PPM(V/V)	D
OU2	W-834-D7	4/20/21		Vinyl chloride	<	0.005	PPM(V/V)	D
OU2	W-834-D7	4/20/21		m- and p-Xylene Isomers	<	0.005	PPM(V/V)	D
OU2	W-834-D7	8/24/21		Benzene	<	0.005	PPM(V/V)	D
OU2	W-834-D7	8/24/21		Bromodichloromethane	<	0.005	PPM(V/V)	D
OU2	W-834-D7	8/24/21		Bromoform	<	0.005	PPM(V/V)	D
OU2	W-834-D7	8/24/21		Bromomethane	<	0.005	PPM(V/V)	D
OU2	W-834-D7	8/24/21		Carbon tetrachloride	<	0.005	PPM(V/V)	D
OU2	W-834-D7	8/24/21		Chlorobenzene	<	0.005	PPM(V/V)	D
OU2	W-834-D7	8/24/21		Chloroethane	<	0.005	PPM(V/V)	D
OU2	W-834-D7	8/24/21		Chloroform	<	0.005	PPM(V/V)	D
OU2	W-834-D7	8/24/21		Chloromethane	<	0.005	PPM(V/V)	D
OU2	W-834-D7	8/24/21		Dibromochloromethane	<	0.005	PPM(V/V)	D
OU2	W-834-D7	8/24/21		1,2-Dichlorobenzene	<	0.005	PPM(V/V)	D
OU2	W-834-D7	8/24/21		1,3-Dichlorobenzene	<	0.005	PPM(V/V)	D
OU2	W-834-D7	8/24/21		1,4-Dichlorobenzene	<	0.005	PPM(V/V)	D
OU2	W-834-D7	8/24/21		Dichlorodifluoromethane	<	0.005	PPM(V/V)	D
OU2	W-834-D7	8/24/21		1,1-Dichloroethane	<	0.005	PPM(V/V)	D
OU2	W-834-D7	8/24/21		1,2-Dichloroethane	<	0.005	PPM(V/V)	D
OU2	W-834-D7	8/24/21		1,1-Dichloroethene	<	0.005	PPM(V/V)	D
OU2	W-834-D7	8/24/21		cis-1,2-Dichloroethene		0.094	PPM(V/V)	D
OU2	W-834-D7	8/24/21		trans-1,2-Dichloroethene	<	0.005	PPM(V/V)	D
OU2	W-834-D7	8/24/21		1,2-Dichloroethene (total)		0.094	PPM(V/V)	D
OU2	W-834-D7	8/24/21		1,2-Dichloropropane	<	0.005	PPM(V/V)	D
OU2	W-834-D7	8/24/21		cis-1,3-Dichloropropene	<	0.005	PPM(V/V)	D
OU2	W-834-D7	8/24/21		trans-1,3-Dichloropropene	<	0.005	PPM(V/V)	D
OU2	W-834-D7	8/24/21		Ethylbenzene	<	0.005	PPM(V/V)	D
OU2	W-834-D7	8/24/21		Ethylene Dibromide	<	0.005	PPM(V/V)	D
OU2	W-834-D7	8/24/21		Trichlorotrifluoroethane	<	0.005	PPM(V/V)	D
OU2	W-834-D7	8/24/21		1,2-Dichlorotetrafluoroethane	<	0.005	PPM(V/V)	D
OU2	W-834-D7	8/24/21		Isopropyl Alcohol	<	0.005	PPM(V/V)	D
OU2	W-834-D7	8/24/21		Methyl t-Butyl Ether	<	0.005	PPM(V/V)	D
OU2	W-834-D7	8/24/21		Methylene chloride	<	0.005	PPM(V/V)	D
OU2	W-834-D7	8/24/21		o-Xylene	<	0.005	PPM(V/V)	D
OU2	W-834-D7	8/24/21		1,1,2,2-Tetrachloroethane	<	0.005	PPM(V/V)	D
OU2	W-834-D7	8/24/21		Tetrachloroethene	<	0.005	PPM(V/V)	D
OU2	W-834-D7	8/24/21		Toluene	<	0.005	PPM(V/V)	D
OU2	W-834-D7	8/24/21		1,1,1-Trichloroethane	<	0.005	PPM(V/V)	D
OU2	W-834-D7	8/24/21		1,1,2-Trichloroethane	<	0.005	PPM(V/V)	D
OU2	W-834-D7	8/24/21		Trichloroethene		0.26	PPM(V/V)	D
OU2	W-834-D7	8/24/21		Trichlorofluoromethane	<	0.005	PPM(V/V)	D
OU2	W-834-D7	8/24/21		1,2,4-Trimethylbenzene	<	0.005	PPM(V/V)	D
OU2	W-834-D7	8/24/21		1,3,5-Trimethylbenzene	<	0.005	PPM(V/V)	D
OU2	W-834-D7	8/24/21		Vinyl chloride	<	0.005	PPM(V/V)	D
OU2	W-834-D7	8/24/21		m- and p-Xylene Isomers	<	0.005	PPM(V/V)	D
OU2	W-834-D7	10/19/21		Benzene	<	0.005	PPM(V/V)	D
OU2	W-834-D7	10/19/21		Bromodichloromethane	<	0.005	PPM(V/V)	D
OU2	W-834-D7	10/19/21		Bromoform	<	0.005	PPM(V/V)	D
OU2	W-834-D7	10/19/21		Bromomethane	<	0.005	PPM(V/V)	D
OU2	W-834-D7	10/19/21		Carbon tetrachloride	<	0.005	PPM(V/V)	D
OU2	W-834-D7	10/19/21		Chlorobenzene	<	0.005	PPM(V/V)	D

Attachment 1. Table 2. Soil vapor analytical data collected from wells, Site 300, 2021.

OU	Location	Date	Sample Type	Parameter	LOS Indicator	Result	Units	QA Flag
OU2	W-834-D7	10/19/21		Chloroethane	<	0.005	PPM(V/V)	D
OU2	W-834-D7	10/19/21		Chloroform	<	0.005	PPM(V/V)	D
OU2	W-834-D7	10/19/21		Chloromethane	<	0.005	PPM(V/V)	D
OU2	W-834-D7	10/19/21		Dibromochloromethane	<	0.005	PPM(V/V)	D
OU2	W-834-D7	10/19/21		1,2-Dichlorobenzene	<	0.005	PPM(V/V)	D
OU2	W-834-D7	10/19/21		1,3-Dichlorobenzene	<	0.005	PPM(V/V)	D
OU2	W-834-D7	10/19/21		1,4-Dichlorobenzene	<	0.005	PPM(V/V)	D
OU2	W-834-D7	10/19/21		Dichlorodifluoromethane	<	0.005	PPM(V/V)	D
OU2	W-834-D7	10/19/21		1,1-Dichloroethane	<	0.005	PPM(V/V)	D
OU2	W-834-D7	10/19/21		1,2-Dichloroethane	<	0.005	PPM(V/V)	D
OU2	W-834-D7	10/19/21		1,1-Dichloroethene	<	0.005	PPM(V/V)	D
OU2	W-834-D7	10/19/21		cis-1,2-Dichloroethene		0.075	PPM(V/V)	D
OU2	W-834-D7	10/19/21		trans-1,2-Dichloroethene	<	0.005	PPM(V/V)	D
OU2	W-834-D7	10/19/21		1,2-Dichloroethene (total)		0.075	PPM(V/V)	D
OU2	W-834-D7	10/19/21		1,2-Dichloropropane	<	0.005	PPM(V/V)	D
OU2	W-834-D7	10/19/21		cis-1,3-Dichloropropene	<	0.005	PPM(V/V)	D
OU2	W-834-D7	10/19/21		trans-1,3-Dichloropropene	<	0.005	PPM(V/V)	D
OU2	W-834-D7	10/19/21		Ethylbenzene	<	0.005	PPM(V/V)	D
OU2	W-834-D7	10/19/21		Ethylene Dibromide	<	0.005	PPM(V/V)	D
OU2	W-834-D7	10/19/21		Trichlorotrifluoroethane	<	0.005	PPM(V/V)	D
OU2	W-834-D7	10/19/21		1,2-Dichlorotetrafluoroethane	<	0.005	PPM(V/V)	D
OU2	W-834-D7	10/19/21		Isopropyl Alcohol	<	0.005	PPM(V/V)	D
OU2	W-834-D7	10/19/21		Methyl t-Butyl Ether	<	0.005	PPM(V/V)	D
OU2	W-834-D7	10/19/21		Methylene chloride	<	0.005	PPM(V/V)	D
OU2	W-834-D7	10/19/21		o-Xylene	<	0.005	PPM(V/V)	D
OU2	W-834-D7	10/19/21		1,1,2,2-Tetrachloroethane	<	0.005	PPM(V/V)	D
OU2	W-834-D7	10/19/21		Tetrachloroethene		0.005	PPM(V/V)	D
OU2	W-834-D7	10/19/21		Toluene	<	0.005	PPM(V/V)	D
OU2	W-834-D7	10/19/21		1,1,1-Trichloroethane	<	0.005	PPM(V/V)	D
OU2	W-834-D7	10/19/21		1,1,2-Trichloroethane	<	0.005	PPM(V/V)	D
OU2	W-834-D7	10/19/21		Trichloroethene		0.23	PPM(V/V)	D
OU2	W-834-D7	10/19/21		Trichlorofluoromethane	<	0.005	PPM(V/V)	D
OU2	W-834-D7	10/19/21		1,2,4-Trimethylbenzene	<	0.005	PPM(V/V)	D
OU2	W-834-D7	10/19/21		1,3,5-Trimethylbenzene	<	0.005	PPM(V/V)	D
OU2	W-834-D7	10/19/21		Vinyl chloride	<	0.005	PPM(V/V)	D
OU2	W-834-D7	10/19/21		m- and p-Xylene Isomers	<	0.005	PPM(V/V)	D
OU2	W-834-J1	3/18/21		Benzene	<	0.005	PPM(V/V)	D
OU2	W-834-J1	3/18/21		Bromodichloromethane	<	0.005	PPM(V/V)	D
OU2	W-834-J1	3/18/21		Bromoform	<	0.005	PPM(V/V)	D
OU2	W-834-J1	3/18/21		Bromomethane	<	0.005	PPM(V/V)	D
OU2	W-834-J1	3/18/21		Carbon tetrachloride	<	0.005	PPM(V/V)	D
OU2	W-834-J1	3/18/21		Chlorobenzene	<	0.005	PPM(V/V)	D
OU2	W-834-J1	3/18/21		Chloroethane	<	0.005	PPM(V/V)	D
OU2	W-834-J1	3/18/21		Chloroform	<	0.005	PPM(V/V)	D
OU2	W-834-J1	3/18/21		Chloromethane	<	0.005	PPM(V/V)	D
OU2	W-834-J1	3/18/21		Dibromochloromethane	<	0.005	PPM(V/V)	D
OU2	W-834-J1	3/18/21		1,2-Dichlorobenzene	<	0.005	PPM(V/V)	D
OU2	W-834-J1	3/18/21		1,3-Dichlorobenzene	<	0.005	PPM(V/V)	D
OU2	W-834-J1	3/18/21		1,4-Dichlorobenzene	<	0.005	PPM(V/V)	D
OU2	W-834-J1	3/18/21		Dichlorodifluoromethane	<	0.005	PPM(V/V)	D
OU2	W-834-J1	3/18/21		1,1-Dichloroethane	<	0.005	PPM(V/V)	D
OU2	W-834-J1	3/18/21		1,2-Dichloroethane	<	0.005	PPM(V/V)	D
OU2	W-834-J1	3/18/21		1,1-Dichloroethene	<	0.005	PPM(V/V)	D
OU2	W-834-J1	3/18/21		cis-1,2-Dichloroethene		0.022	PPM(V/V)	D
OU2	W-834-J1	3/18/21		trans-1,2-Dichloroethene	<	0.005	PPM(V/V)	D
OU2	W-834-J1	3/18/21		1,2-Dichloroethene (total)		0.022	PPM(V/V)	D
OU2	W-834-J1	3/18/21		1,2-Dichloropropane	<	0.005	PPM(V/V)	D
OU2	W-834-J1	3/18/21		cis-1,3-Dichloropropene	<	0.005	PPM(V/V)	D
OU2	W-834-J1	3/18/21		trans-1,3-Dichloropropene	<	0.005	PPM(V/V)	D
OU2	W-834-J1	3/18/21		Ethylbenzene	<	0.005	PPM(V/V)	D
OU2	W-834-J1	3/18/21		Ethylene Dibromide	<	0.005	PPM(V/V)	D
OU2	W-834-J1	3/18/21		Trichlorotrifluoroethane	<	0.005	PPM(V/V)	D
OU2	W-834-J1	3/18/21		1,2-Dichlorotetrafluoroethane	<	0.005	PPM(V/V)	D
OU2	W-834-J1	3/18/21		Isopropyl Alcohol	<	0.005	PPM(V/V)	D
OU2	W-834-J1	3/18/21		Methyl t-Butyl Ether	<	0.005	PPM(V/V)	D
OU2	W-834-J1	3/18/21		Methylene chloride	<	0.005	PPM(V/V)	D

Attachment 1. Table 2. Soil vapor analytical data collected from wells, Site 300, 2021.

OU	Location	Date	Sample Type	Parameter	LOS Indicator	Result	Units	QA Flag
OU2	W-834-J1	3/18/21		o-Xylene	<	0.005	PPM(V/V)	D
OU2	W-834-J1	3/18/21		1,1,2,2-Tetrachloroethane	<	0.005	PPM(V/V)	D
OU2	W-834-J1	3/18/21		Tetrachloroethene	<	0.005	PPM(V/V)	D
OU2	W-834-J1	3/18/21		Toluene	<	0.005	PPM(V/V)	D
OU2	W-834-J1	3/18/21		1,1,1-Trichloroethane	<	0.005	PPM(V/V)	D
OU2	W-834-J1	3/18/21		1,1,2-Trichloroethane	<	0.005	PPM(V/V)	D
OU2	W-834-J1	3/18/21		Trichloroethene		0.12	PPM(V/V)	D
OU2	W-834-J1	3/18/21		Trichlorofluoromethane	<	0.005	PPM(V/V)	D
OU2	W-834-J1	3/18/21		1,2,4-Trimethylbenzene	<	0.005	PPM(V/V)	D
OU2	W-834-J1	3/18/21		1,3,5-Trimethylbenzene	<	0.005	PPM(V/V)	D
OU2	W-834-J1	3/18/21		Vinyl chloride	<	0.005	PPM(V/V)	D
OU2	W-834-J1	3/18/21		m- and p-Xylene Isomers	<	0.005	PPM(V/V)	D
OU2	W-834-J1	4/20/21		Benzene	<	0.005	PPM(V/V)	D
OU2	W-834-J1	4/20/21		Bromodichloromethane	<	0.005	PPM(V/V)	D
OU2	W-834-J1	4/20/21		Bromoform	<	0.005	PPM(V/V)	D
OU2	W-834-J1	4/20/21		Bromomethane	<	0.005	PPM(V/V)	D
OU2	W-834-J1	4/20/21		Carbon tetrachloride	<	0.005	PPM(V/V)	D
OU2	W-834-J1	4/20/21		Chlorobenzene	<	0.005	PPM(V/V)	D
OU2	W-834-J1	4/20/21		Chloroethane	<	0.005	PPM(V/V)	D
OU2	W-834-J1	4/20/21		Chloroform	<	0.005	PPM(V/V)	D
OU2	W-834-J1	4/20/21		Chloromethane	<	0.005	PPM(V/V)	D
OU2	W-834-J1	4/20/21		Dibromochloromethane	<	0.005	PPM(V/V)	D
OU2	W-834-J1	4/20/21		1,2-Dichlorobenzene	<	0.005	PPM(V/V)	D
OU2	W-834-J1	4/20/21		1,3-Dichlorobenzene	<	0.005	PPM(V/V)	D
OU2	W-834-J1	4/20/21		1,4-Dichlorobenzene	<	0.005	PPM(V/V)	D
OU2	W-834-J1	4/20/21		Dichlorodifluoromethane	<	0.005	PPM(V/V)	D
OU2	W-834-J1	4/20/21		1,1-Dichloroethane	<	0.005	PPM(V/V)	D
OU2	W-834-J1	4/20/21		1,2-Dichloroethane	<	0.005	PPM(V/V)	D
OU2	W-834-J1	4/20/21		1,1-Dichloroethene	<	0.005	PPM(V/V)	D
OU2	W-834-J1	4/20/21		cis-1,2-Dichloroethene	<	0.005	PPM(V/V)	D
OU2	W-834-J1	4/20/21		trans-1,2-Dichloroethene	<	0.005	PPM(V/V)	D
OU2	W-834-J1	4/20/21		1,2-Dichloroethene (total)	<	0.01	PPM(V/V)	D
OU2	W-834-J1	4/20/21		1,2-Dichloropropane	<	0.005	PPM(V/V)	D
OU2	W-834-J1	4/20/21		cis-1,3-Dichloropropene	<	0.005	PPM(V/V)	D
OU2	W-834-J1	4/20/21		trans-1,3-Dichloropropene	<	0.005	PPM(V/V)	D
OU2	W-834-J1	4/20/21		Ethylbenzene	<	0.005	PPM(V/V)	D
OU2	W-834-J1	4/20/21		Ethylene Dibromide	<	0.005	PPM(V/V)	D
OU2	W-834-J1	4/20/21		Trichlorotrifluoroethane	<	0.005	PPM(V/V)	D
OU2	W-834-J1	4/20/21		1,2-Dichlorotetrafluoroethane	<	0.005	PPM(V/V)	D
OU2	W-834-J1	4/20/21		Isopropyl Alcohol	<	0.005	PPM(V/V)	D
OU2	W-834-J1	4/20/21		Methyl t-Butyl Ether	<	0.005	PPM(V/V)	D
OU2	W-834-J1	4/20/21		Methylene chloride	<	0.005	PPM(V/V)	D
OU2	W-834-J1	4/20/21		o-Xylene	<	0.005	PPM(V/V)	D
OU2	W-834-J1	4/20/21		1,1,2,2-Tetrachloroethane	<	0.005	PPM(V/V)	D
OU2	W-834-J1	4/20/21		Tetrachloroethene	<	0.005	PPM(V/V)	D
OU2	W-834-J1	4/20/21		Toluene	<	0.005	PPM(V/V)	D
OU2	W-834-J1	4/20/21		1,1,1-Trichloroethane	<	0.005	PPM(V/V)	D
OU2	W-834-J1	4/20/21		1,1,2-Trichloroethane	<	0.005	PPM(V/V)	D
OU2	W-834-J1	4/20/21		Trichloroethene		0.23	PPM(V/V)	D
OU2	W-834-J1	4/20/21		Trichlorofluoromethane	<	0.005	PPM(V/V)	D
OU2	W-834-J1	4/20/21		1,2,4-Trimethylbenzene	<	0.005	PPM(V/V)	D
OU2	W-834-J1	4/20/21		1,3,5-Trimethylbenzene	<	0.005	PPM(V/V)	D
OU2	W-834-J1	4/20/21		Vinyl chloride	<	0.005	PPM(V/V)	D
OU2	W-834-J1	4/20/21		m- and p-Xylene Isomers	<	0.005	PPM(V/V)	D
OU2	W-834-J1	8/24/21		Benzene	<	0.005	PPM(V/V)	D
OU2	W-834-J1	8/24/21		Bromodichloromethane	<	0.005	PPM(V/V)	D
OU2	W-834-J1	8/24/21		Bromoform	<	0.005	PPM(V/V)	D
OU2	W-834-J1	8/24/21		Bromomethane	<	0.005	PPM(V/V)	D
OU2	W-834-J1	8/24/21		Carbon tetrachloride	<	0.005	PPM(V/V)	D
OU2	W-834-J1	8/24/21		Chlorobenzene	<	0.005	PPM(V/V)	D
OU2	W-834-J1	8/24/21		Chloroethane	<	0.005	PPM(V/V)	D
OU2	W-834-J1	8/24/21		Chloroform	<	0.005	PPM(V/V)	D
OU2	W-834-J1	8/24/21		Chloromethane	<	0.005	PPM(V/V)	D
OU2	W-834-J1	8/24/21		Dibromochloromethane	<	0.005	PPM(V/V)	D
OU2	W-834-J1	8/24/21		1,2-Dichlorobenzene	<	0.005	PPM(V/V)	D
OU2	W-834-J1	8/24/21		1,3-Dichlorobenzene	<	0.005	PPM(V/V)	D

Attachment 1. Table 2. Soil vapor analytical data collected from wells, Site 300, 2021.

OU	Location	Date	Sample Type	Parameter	LOS Indicator	Result	Units	QA Flag
OU2	W-834-J1	8/24/21		1,4-Dichlorobenzene	<	0.005	PPM(V/V)	D
OU2	W-834-J1	8/24/21		Dichlorodifluoromethane	<	0.005	PPM(V/V)	D
OU2	W-834-J1	8/24/21		1,1-Dichloroethane	<	0.005	PPM(V/V)	D
OU2	W-834-J1	8/24/21		1,2-Dichloroethane	<	0.005	PPM(V/V)	D
OU2	W-834-J1	8/24/21		1,1-Dichloroethene	<	0.005	PPM(V/V)	D
OU2	W-834-J1	8/24/21		cis-1,2-Dichloroethene		0.0066	PPM(V/V)	D
OU2	W-834-J1	8/24/21		trans-1,2-Dichloroethene	<	0.005	PPM(V/V)	D
OU2	W-834-J1	8/24/21		1,2-Dichloroethene (total)	<	0.01	PPM(V/V)	D
OU2	W-834-J1	8/24/21		1,2-Dichloropropane	<	0.005	PPM(V/V)	D
OU2	W-834-J1	8/24/21		cis-1,3-Dichloropropene	<	0.005	PPM(V/V)	D
OU2	W-834-J1	8/24/21		trans-1,3-Dichloropropene	<	0.005	PPM(V/V)	D
OU2	W-834-J1	8/24/21		Ethylbenzene	<	0.005	PPM(V/V)	D
OU2	W-834-J1	8/24/21		Ethylene Dibromide	<	0.005	PPM(V/V)	D
OU2	W-834-J1	8/24/21		Trichlorotrifluoroethane	<	0.005	PPM(V/V)	D
OU2	W-834-J1	8/24/21		1,2-Dichlorotetrafluoroethane	<	0.005	PPM(V/V)	D
OU2	W-834-J1	8/24/21		Isopropyl Alcohol	<	0.005	PPM(V/V)	D
OU2	W-834-J1	8/24/21		Methyl t-Butyl Ether	<	0.005	PPM(V/V)	D
OU2	W-834-J1	8/24/21		Methylene chloride	<	0.005	PPM(V/V)	D
OU2	W-834-J1	8/24/21		o-Xylene	<	0.005	PPM(V/V)	D
OU2	W-834-J1	8/24/21		1,1,2,2-Tetrachloroethane	<	0.005	PPM(V/V)	D
OU2	W-834-J1	8/24/21		Tetrachloroethene	<	0.005	PPM(V/V)	D
OU2	W-834-J1	8/24/21		Toluene	<	0.005	PPM(V/V)	D
OU2	W-834-J1	8/24/21		1,1,1-Trichloroethane	<	0.005	PPM(V/V)	D
OU2	W-834-J1	8/24/21		1,1,2-Trichloroethane	<	0.005	PPM(V/V)	D
OU2	W-834-J1	8/24/21		Trichloroethene		0.25	PPM(V/V)	D
OU2	W-834-J1	8/24/21		Trichlorofluoromethane	<	0.005	PPM(V/V)	D
OU2	W-834-J1	8/24/21		1,2,4-Trimethylbenzene	<	0.005	PPM(V/V)	D
OU2	W-834-J1	8/24/21		1,3,5-Trimethylbenzene	<	0.005	PPM(V/V)	D
OU2	W-834-J1	8/24/21		Vinyl chloride	<	0.005	PPM(V/V)	D
OU2	W-834-J1	8/24/21		m- and p-Xylene Isomers	<	0.005	PPM(V/V)	D
OU2	W-834-J1	10/19/21		Benzene	<	0.005	PPM(V/V)	D
OU2	W-834-J1	10/19/21		Bromodichloromethane	<	0.005	PPM(V/V)	D
OU2	W-834-J1	10/19/21		Bromoform	<	0.005	PPM(V/V)	D
OU2	W-834-J1	10/19/21		Bromomethane	<	0.005	PPM(V/V)	D
OU2	W-834-J1	10/19/21		Carbon tetrachloride	<	0.005	PPM(V/V)	D
OU2	W-834-J1	10/19/21		Chlorobenzene	<	0.005	PPM(V/V)	D
OU2	W-834-J1	10/19/21		Chloroethane	<	0.005	PPM(V/V)	D
OU2	W-834-J1	10/19/21		Chloroform	<	0.005	PPM(V/V)	D
OU2	W-834-J1	10/19/21		Chloromethane	<	0.005	PPM(V/V)	D
OU2	W-834-J1	10/19/21		Dibromochloromethane	<	0.005	PPM(V/V)	D
OU2	W-834-J1	10/19/21		1,2-Dichlorobenzene	<	0.005	PPM(V/V)	D
OU2	W-834-J1	10/19/21		1,3-Dichlorobenzene	<	0.005	PPM(V/V)	D
OU2	W-834-J1	10/19/21		1,4-Dichlorobenzene	<	0.005	PPM(V/V)	D
OU2	W-834-J1	10/19/21		Dichlorodifluoromethane	<	0.005	PPM(V/V)	D
OU2	W-834-J1	10/19/21		1,1-Dichloroethane	<	0.005	PPM(V/V)	D
OU2	W-834-J1	10/19/21		1,2-Dichloroethane	<	0.005	PPM(V/V)	D
OU2	W-834-J1	10/19/21		1,1-Dichloroethene	<	0.005	PPM(V/V)	D
OU2	W-834-J1	10/19/21		cis-1,2-Dichloroethene	<	0.005	PPM(V/V)	D
OU2	W-834-J1	10/19/21		trans-1,2-Dichloroethene	<	0.005	PPM(V/V)	D
OU2	W-834-J1	10/19/21		1,2-Dichloroethene (total)	<	0.01	PPM(V/V)	D
OU2	W-834-J1	10/19/21		1,2-Dichloropropane	<	0.005	PPM(V/V)	D
OU2	W-834-J1	10/19/21		cis-1,3-Dichloropropene	<	0.005	PPM(V/V)	D
OU2	W-834-J1	10/19/21		trans-1,3-Dichloropropene	<	0.005	PPM(V/V)	D
OU2	W-834-J1	10/19/21		Ethylbenzene	<	0.005	PPM(V/V)	D
OU2	W-834-J1	10/19/21		Ethylene Dibromide	<	0.005	PPM(V/V)	D
OU2	W-834-J1	10/19/21		Trichlorotrifluoroethane	<	0.005	PPM(V/V)	D
OU2	W-834-J1	10/19/21		1,2-Dichlorotetrafluoroethane	<	0.005	PPM(V/V)	D
OU2	W-834-J1	10/19/21		Isopropyl Alcohol	<	0.005	PPM(V/V)	D
OU2	W-834-J1	10/19/21		Methyl t-Butyl Ether	<	0.005	PPM(V/V)	D
OU2	W-834-J1	10/19/21		Methylene chloride	<	0.005	PPM(V/V)	D
OU2	W-834-J1	10/19/21		o-Xylene	<	0.005	PPM(V/V)	D
OU2	W-834-J1	10/19/21		1,1,2,2-Tetrachloroethane	<	0.005	PPM(V/V)	D
OU2	W-834-J1	10/19/21		Tetrachloroethene	<	0.005	PPM(V/V)	D
OU2	W-834-J1	10/19/21		Toluene	<	0.005	PPM(V/V)	D
OU2	W-834-J1	10/19/21		1,1,1-Trichloroethane	<	0.005	PPM(V/V)	D
OU2	W-834-J1	10/19/21		1,1,2-Trichloroethane	<	0.005	PPM(V/V)	D

Attachment 1. Table 2. Soil vapor analytical data collected from wells, Site 300, 2021.

OU	Location	Date	Sample Type	Parameter	LOS Indicator	Result	Units	QA Flag
OU2	W-834-J1	10/19/21		Trichloroethene		0.26	PPM(V/V)	D
OU2	W-834-J1	10/19/21		Trichlorofluoromethane	<	0.005	PPM(V/V)	D
OU2	W-834-J1	10/19/21		1,2,4-Trimethylbenzene	<	0.005	PPM(V/V)	D
OU2	W-834-J1	10/19/21		1,3,5-Trimethylbenzene	<	0.005	PPM(V/V)	D
OU2	W-834-J1	10/19/21		Vinyl chloride	<	0.005	PPM(V/V)	D
OU2	W-834-J1	10/19/21		m- and p-Xylene Isomers	<	0.005	PPM(V/V)	D
OU2	W-834-S1	3/18/21		Benzene	<	0.005	PPM(V/V)	D
OU2	W-834-S1	3/18/21		Bromodichloromethane	<	0.005	PPM(V/V)	D
OU2	W-834-S1	3/18/21		Bromoform	<	0.005	PPM(V/V)	D
OU2	W-834-S1	3/18/21		Bromomethane	<	0.005	PPM(V/V)	D
OU2	W-834-S1	3/18/21		Carbon tetrachloride	<	0.005	PPM(V/V)	D
OU2	W-834-S1	3/18/21		Chlorobenzene	<	0.005	PPM(V/V)	D
OU2	W-834-S1	3/18/21		Chloroethane	<	0.005	PPM(V/V)	D
OU2	W-834-S1	3/18/21		Chloroform	<	0.005	PPM(V/V)	D
OU2	W-834-S1	3/18/21		Chloromethane	<	0.005	PPM(V/V)	D
OU2	W-834-S1	3/18/21		Dibromochloromethane	<	0.005	PPM(V/V)	D
OU2	W-834-S1	3/18/21		1,2-Dichlorobenzene	<	0.005	PPM(V/V)	D
OU2	W-834-S1	3/18/21		1,3-Dichlorobenzene	<	0.005	PPM(V/V)	D
OU2	W-834-S1	3/18/21		1,4-Dichlorobenzene	<	0.005	PPM(V/V)	D
OU2	W-834-S1	3/18/21		Dichlorodifluoromethane	<	0.005	PPM(V/V)	D
OU2	W-834-S1	3/18/21		1,1-Dichloroethane	<	0.005	PPM(V/V)	D
OU2	W-834-S1	3/18/21		1,2-Dichloroethane	<	0.005	PPM(V/V)	D
OU2	W-834-S1	3/18/21		1,1-Dichloroethene	<	0.005	PPM(V/V)	D
OU2	W-834-S1	3/18/21		cis-1,2-Dichloroethene		0.013	PPM(V/V)	D
OU2	W-834-S1	3/18/21		trans-1,2-Dichloroethene	<	0.005	PPM(V/V)	D
OU2	W-834-S1	3/18/21		1,2-Dichloroethene (total)		0.013	PPM(V/V)	D
OU2	W-834-S1	3/18/21		1,2-Dichloropropane	<	0.005	PPM(V/V)	D
OU2	W-834-S1	3/18/21		cis-1,3-Dichloropropene	<	0.005	PPM(V/V)	D
OU2	W-834-S1	3/18/21		trans-1,3-Dichloropropene	<	0.005	PPM(V/V)	D
OU2	W-834-S1	3/18/21		Ethylbenzene	<	0.005	PPM(V/V)	D
OU2	W-834-S1	3/18/21		Ethylene Dibromide	<	0.005	PPM(V/V)	D
OU2	W-834-S1	3/18/21		Trichlorotrifluoroethane	<	0.005	PPM(V/V)	D
OU2	W-834-S1	3/18/21		1,2-Dichlorotetrafluoroethane	<	0.005	PPM(V/V)	D
OU2	W-834-S1	3/18/21		Isopropyl Alcohol	<	0.005	PPM(V/V)	D
OU2	W-834-S1	3/18/21		Methyl t-Butyl Ether	<	0.005	PPM(V/V)	D
OU2	W-834-S1	3/18/21		Methylene chloride	<	0.005	PPM(V/V)	D
OU2	W-834-S1	3/18/21		o-Xylene	<	0.005	PPM(V/V)	D
OU2	W-834-S1	3/18/21		1,1,2,2-Tetrachloroethane	<	0.005	PPM(V/V)	D
OU2	W-834-S1	3/18/21		Tetrachloroethene		0.0098	PPM(V/V)	D
OU2	W-834-S1	3/18/21		Toluene	<	0.005	PPM(V/V)	D
OU2	W-834-S1	3/18/21		1,1,1-Trichloroethane	<	0.005	PPM(V/V)	D
OU2	W-834-S1	3/18/21		1,1,2-Trichloroethane	<	0.005	PPM(V/V)	D
OU2	W-834-S1	3/18/21		Trichloroethene		0.26	PPM(V/V)	D
OU2	W-834-S1	3/18/21		Trichlorofluoromethane	<	0.005	PPM(V/V)	D
OU2	W-834-S1	3/18/21		1,2,4-Trimethylbenzene	<	0.005	PPM(V/V)	D
OU2	W-834-S1	3/18/21		1,3,5-Trimethylbenzene	<	0.005	PPM(V/V)	D
OU2	W-834-S1	3/18/21		Vinyl chloride	<	0.005	PPM(V/V)	D
OU2	W-834-S1	3/18/21		m- and p-Xylene Isomers	<	0.005	PPM(V/V)	D
OU2	W-834-S1	4/20/21		Benzene	<	0.05	PPM(V/V)	D
OU2	W-834-S1	4/20/21		Bromodichloromethane	<	0.05	PPM(V/V)	D
OU2	W-834-S1	4/20/21		Bromoform	<	0.05	PPM(V/V)	D
OU2	W-834-S1	4/20/21		Bromomethane	<	0.05	PPM(V/V)	D
OU2	W-834-S1	4/20/21		Carbon tetrachloride	<	0.05	PPM(V/V)	D
OU2	W-834-S1	4/20/21		Chlorobenzene	<	0.05	PPM(V/V)	D
OU2	W-834-S1	4/20/21		Chloroethane	<	0.05	PPM(V/V)	D
OU2	W-834-S1	4/20/21		Chloroform	<	0.05	PPM(V/V)	D
OU2	W-834-S1	4/20/21		Chloromethane	<	0.05	PPM(V/V)	D
OU2	W-834-S1	4/20/21		Dibromochloromethane	<	0.05	PPM(V/V)	D
OU2	W-834-S1	4/20/21		1,2-Dichlorobenzene	<	0.05	PPM(V/V)	D
OU2	W-834-S1	4/20/21		1,3-Dichlorobenzene	<	0.05	PPM(V/V)	D
OU2	W-834-S1	4/20/21		1,4-Dichlorobenzene	<	0.05	PPM(V/V)	D
OU2	W-834-S1	4/20/21		Dichlorodifluoromethane	<	0.05	PPM(V/V)	D
OU2	W-834-S1	4/20/21		1,1-Dichloroethane	<	0.05	PPM(V/V)	D
OU2	W-834-S1	4/20/21		1,2-Dichloroethane	<	0.05	PPM(V/V)	D
OU2	W-834-S1	4/20/21		1,1-Dichloroethene	<	0.05	PPM(V/V)	D
OU2	W-834-S1	4/20/21		cis-1,2-Dichloroethene	<	0.05	PPM(V/V)	D

Attachment 1. Table 2. Soil vapor analytical data collected from wells, Site 300, 2021.

OU	Location	Date	Sample Type	Parameter	LOS Indicator	Result	Units	QA Flag
OU2	W-834-S1	4/20/21		trans-1,2-Dichloroethene	<	0.05	PPM(V/V)	D
OU2	W-834-S1	4/20/21		1,2-Dichloroethene (total)	<	0.1	PPM(V/V)	D
OU2	W-834-S1	4/20/21		1,2-Dichloropropane	<	0.05	PPM(V/V)	D
OU2	W-834-S1	4/20/21		cis-1,3-Dichloropropene	<	0.05	PPM(V/V)	D
OU2	W-834-S1	4/20/21		trans-1,3-Dichloropropene	<	0.05	PPM(V/V)	D
OU2	W-834-S1	4/20/21		Ethylbenzene	<	0.05	PPM(V/V)	D
OU2	W-834-S1	4/20/21		Ethylene Dibromide	<	0.05	PPM(V/V)	D
OU2	W-834-S1	4/20/21		Trichlorotrifluoroethane	<	0.05	PPM(V/V)	D
OU2	W-834-S1	4/20/21		1,2-Dichlorotetrafluoroethane	<	0.05	PPM(V/V)	D
OU2	W-834-S1	4/20/21		Isopropyl Alcohol	<	0.05	PPM(V/V)	D
OU2	W-834-S1	4/20/21		Methyl t-Butyl Ether	<	0.05	PPM(V/V)	D
OU2	W-834-S1	4/20/21		Methylene chloride	<	0.05	PPM(V/V)	D
OU2	W-834-S1	4/20/21		o-Xylene	<	0.05	PPM(V/V)	D
OU2	W-834-S1	4/20/21		1,1,2,2-Tetrachloroethane	<	0.05	PPM(V/V)	D
OU2	W-834-S1	4/20/21		Tetrachloroethene	<	0.05	PPM(V/V)	D
OU2	W-834-S1	4/20/21		Toluene	<	0.05	PPM(V/V)	D
OU2	W-834-S1	4/20/21		1,1,1-Trichloroethane	<	0.05	PPM(V/V)	D
OU2	W-834-S1	4/20/21		1,1,2-Trichloroethane	<	0.05	PPM(V/V)	D
OU2	W-834-S1	4/20/21		Trichloroethene		1.2	PPM(V/V)	D
OU2	W-834-S1	4/20/21		Trichlorofluoromethane	<	0.05	PPM(V/V)	D
OU2	W-834-S1	4/20/21		1,2,4-Trimethylbenzene	<	0.05	PPM(V/V)	D
OU2	W-834-S1	4/20/21		1,3,5-Trimethylbenzene	<	0.05	PPM(V/V)	D
OU2	W-834-S1	4/20/21		Vinyl chloride	<	0.05	PPM(V/V)	D
OU2	W-834-S1	4/20/21		m- and p-Xylene Isomers	<	0.05	PPM(V/V)	D
OU2	W-834-S1	8/24/21		Benzene	<	0.05	PPM(V/V)	D
OU2	W-834-S1	8/24/21		Bromodichloromethane	<	0.05	PPM(V/V)	D
OU2	W-834-S1	8/24/21		Bromoform	<	0.05	PPM(V/V)	D
OU2	W-834-S1	8/24/21		Bromomethane	<	0.05	PPM(V/V)	D
OU2	W-834-S1	8/24/21		Carbon tetrachloride	<	0.05	PPM(V/V)	D
OU2	W-834-S1	8/24/21		Chlorobenzene	<	0.05	PPM(V/V)	D
OU2	W-834-S1	8/24/21		Chloroethane	<	0.05	PPM(V/V)	D
OU2	W-834-S1	8/24/21		Chloroform	<	0.05	PPM(V/V)	D
OU2	W-834-S1	8/24/21		Chloromethane	<	0.05	PPM(V/V)	D
OU2	W-834-S1	8/24/21		Dibromochloromethane	<	0.05	PPM(V/V)	D
OU2	W-834-S1	8/24/21		1,2-Dichlorobenzene	<	0.05	PPM(V/V)	D
OU2	W-834-S1	8/24/21		1,3-Dichlorobenzene	<	0.05	PPM(V/V)	D
OU2	W-834-S1	8/24/21		1,4-Dichlorobenzene	<	0.05	PPM(V/V)	D
OU2	W-834-S1	8/24/21		Dichlorodifluoromethane	<	0.05	PPM(V/V)	D
OU2	W-834-S1	8/24/21		1,1-Dichloroethane	<	0.05	PPM(V/V)	D
OU2	W-834-S1	8/24/21		1,2-Dichloroethane	<	0.05	PPM(V/V)	D
OU2	W-834-S1	8/24/21		1,1-Dichloroethene	<	0.05	PPM(V/V)	D
OU2	W-834-S1	8/24/21		cis-1,2-Dichloroethene	<	0.05	PPM(V/V)	D
OU2	W-834-S1	8/24/21		trans-1,2-Dichloroethene	<	0.05	PPM(V/V)	D
OU2	W-834-S1	8/24/21		1,2-Dichloroethene (total)	<	0.1	PPM(V/V)	D
OU2	W-834-S1	8/24/21		1,2-Dichloropropane	<	0.05	PPM(V/V)	D
OU2	W-834-S1	8/24/21		cis-1,3-Dichloropropene	<	0.05	PPM(V/V)	D
OU2	W-834-S1	8/24/21		trans-1,3-Dichloropropene	<	0.05	PPM(V/V)	D
OU2	W-834-S1	8/24/21		Ethylbenzene	<	0.05	PPM(V/V)	D
OU2	W-834-S1	8/24/21		Ethylene Dibromide	<	0.05	PPM(V/V)	D
OU2	W-834-S1	8/24/21		Trichlorotrifluoroethane	<	0.05	PPM(V/V)	D
OU2	W-834-S1	8/24/21		1,2-Dichlorotetrafluoroethane	<	0.05	PPM(V/V)	D
OU2	W-834-S1	8/24/21		Isopropyl Alcohol	<	0.05	PPM(V/V)	D
OU2	W-834-S1	8/24/21		Methyl t-Butyl Ether	<	0.05	PPM(V/V)	D
OU2	W-834-S1	8/24/21		Methylene chloride	<	0.05	PPM(V/V)	D
OU2	W-834-S1	8/24/21		o-Xylene	<	0.05	PPM(V/V)	D
OU2	W-834-S1	8/24/21		1,1,2,2-Tetrachloroethane	<	0.05	PPM(V/V)	D
OU2	W-834-S1	8/24/21		Tetrachloroethene	<	0.05	PPM(V/V)	D
OU2	W-834-S1	8/24/21		Toluene	<	0.05	PPM(V/V)	D
OU2	W-834-S1	8/24/21		1,1,1-Trichloroethane	<	0.05	PPM(V/V)	D
OU2	W-834-S1	8/24/21		1,1,2-Trichloroethane	<	0.05	PPM(V/V)	D
OU2	W-834-S1	8/24/21		Trichloroethene		0.84	PPM(V/V)	D
OU2	W-834-S1	8/24/21		Trichlorofluoromethane	<	0.05	PPM(V/V)	D
OU2	W-834-S1	8/24/21		1,2,4-Trimethylbenzene	<	0.05	PPM(V/V)	D
OU2	W-834-S1	8/24/21		1,3,5-Trimethylbenzene	<	0.05	PPM(V/V)	D
OU2	W-834-S1	8/24/21		Vinyl chloride	<	0.05	PPM(V/V)	D
OU2	W-834-S1	8/24/21		m- and p-Xylene Isomers	<	0.05	PPM(V/V)	D

Attachment 1. Table 2. Soil vapor analytical data collected from wells, Site 300, 2021.

OU	Location	Date	Sample Type	Parameter	LOS Indicator	Result	Units	QA Flag
OU2	W-834-S1	10/19/21		Benzene	<	0.05	PPM(V/V)	D
OU2	W-834-S1	10/19/21		Bromodichloromethane	<	0.05	PPM(V/V)	D
OU2	W-834-S1	10/19/21		Bromoform	<	0.05	PPM(V/V)	D
OU2	W-834-S1	10/19/21		Bromomethane	<	0.05	PPM(V/V)	D
OU2	W-834-S1	10/19/21		Carbon tetrachloride	<	0.05	PPM(V/V)	D
OU2	W-834-S1	10/19/21		Chlorobenzene	<	0.05	PPM(V/V)	D
OU2	W-834-S1	10/19/21		Chloroethane	<	0.05	PPM(V/V)	D
OU2	W-834-S1	10/19/21		Chloroform	<	0.05	PPM(V/V)	D
OU2	W-834-S1	10/19/21		Chloromethane	<	0.05	PPM(V/V)	D
OU2	W-834-S1	10/19/21		Dibromochloromethane	<	0.05	PPM(V/V)	D
OU2	W-834-S1	10/19/21		1,2-Dichlorobenzene	<	0.05	PPM(V/V)	D
OU2	W-834-S1	10/19/21		1,3-Dichlorobenzene	<	0.05	PPM(V/V)	D
OU2	W-834-S1	10/19/21		1,4-Dichlorobenzene	<	0.05	PPM(V/V)	D
OU2	W-834-S1	10/19/21		Dichlorodifluoromethane	<	0.05	PPM(V/V)	D
OU2	W-834-S1	10/19/21		1,1-Dichloroethane	<	0.05	PPM(V/V)	D
OU2	W-834-S1	10/19/21		1,2-Dichloroethane	<	0.05	PPM(V/V)	D
OU2	W-834-S1	10/19/21		1,1-Dichloroethene	<	0.05	PPM(V/V)	D
OU2	W-834-S1	10/19/21		cis-1,2-Dichloroethene		0.1	PPM(V/V)	D
OU2	W-834-S1	10/19/21		trans-1,2-Dichloroethene	<	0.05	PPM(V/V)	D
OU2	W-834-S1	10/19/21		1,2-Dichloroethene (total)		0.1	PPM(V/V)	D
OU2	W-834-S1	10/19/21		1,2-Dichloropropane	<	0.05	PPM(V/V)	D
OU2	W-834-S1	10/19/21		cis-1,3-Dichloropropene	<	0.05	PPM(V/V)	D
OU2	W-834-S1	10/19/21		trans-1,3-Dichloropropene	<	0.05	PPM(V/V)	D
OU2	W-834-S1	10/19/21		Ethylbenzene	<	0.05	PPM(V/V)	D
OU2	W-834-S1	10/19/21		Ethylene Dibromide	<	0.05	PPM(V/V)	D
OU2	W-834-S1	10/19/21		Trichlorotrifluoroethane	<	0.05	PPM(V/V)	D
OU2	W-834-S1	10/19/21		1,2-Dichlorotetrafluoroethane	<	0.05	PPM(V/V)	D
OU2	W-834-S1	10/19/21		Isopropyl Alcohol	<	0.05	PPM(V/V)	D
OU2	W-834-S1	10/19/21		Methyl t-Butyl Ether	<	0.05	PPM(V/V)	D
OU2	W-834-S1	10/19/21		Methylene chloride	<	0.05	PPM(V/V)	D
OU2	W-834-S1	10/19/21		o-Xylene	<	0.05	PPM(V/V)	D
OU2	W-834-S1	10/19/21		1,1,2,2-Tetrachloroethane	<	0.05	PPM(V/V)	D
OU2	W-834-S1	10/19/21		Tetrachloroethene	<	0.05	PPM(V/V)	D
OU2	W-834-S1	10/19/21		Toluene	<	0.05	PPM(V/V)	D
OU2	W-834-S1	10/19/21		1,1,1-Trichloroethane	<	0.05	PPM(V/V)	D
OU2	W-834-S1	10/19/21		1,1,2-Trichloroethane	<	0.05	PPM(V/V)	D
OU2	W-834-S1	10/19/21		Trichloroethene		1.4	PPM(V/V)	D
OU2	W-834-S1	10/19/21		Trichlorofluoromethane	<	0.05	PPM(V/V)	D
OU2	W-834-S1	10/19/21		1,2,4-Trimethylbenzene	<	0.05	PPM(V/V)	D
OU2	W-834-S1	10/19/21		1,3,5-Trimethylbenzene	<	0.05	PPM(V/V)	D
OU2	W-834-S1	10/19/21		Vinyl chloride	<	0.05	PPM(V/V)	D
OU2	W-834-S1	10/19/21		m- and p-Xylene Isomers	<	0.05	PPM(V/V)	D
OU2	W-834-S12A	3/18/21		Benzene	<	0.05	PPM(V/V)	D
OU2	W-834-S12A	3/18/21		Bromodichloromethane	<	0.05	PPM(V/V)	D
OU2	W-834-S12A	3/18/21		Bromoform	<	0.05	PPM(V/V)	D
OU2	W-834-S12A	3/18/21		Bromomethane	<	0.05	PPM(V/V)	D
OU2	W-834-S12A	3/18/21		Carbon tetrachloride	<	0.05	PPM(V/V)	D
OU2	W-834-S12A	3/18/21		Chlorobenzene	<	0.05	PPM(V/V)	D
OU2	W-834-S12A	3/18/21		Chloroethane	<	0.05	PPM(V/V)	D
OU2	W-834-S12A	3/18/21		Chloroform	<	0.05	PPM(V/V)	D
OU2	W-834-S12A	3/18/21		Chloromethane	<	0.05	PPM(V/V)	D
OU2	W-834-S12A	3/18/21		Dibromochloromethane	<	0.05	PPM(V/V)	D
OU2	W-834-S12A	3/18/21		1,2-Dichlorobenzene	<	0.05	PPM(V/V)	D
OU2	W-834-S12A	3/18/21		1,3-Dichlorobenzene	<	0.05	PPM(V/V)	D
OU2	W-834-S12A	3/18/21		1,4-Dichlorobenzene	<	0.05	PPM(V/V)	D
OU2	W-834-S12A	3/18/21		Dichlorodifluoromethane	<	0.05	PPM(V/V)	D
OU2	W-834-S12A	3/18/21		1,1-Dichloroethane	<	0.05	PPM(V/V)	D
OU2	W-834-S12A	3/18/21		1,2-Dichloroethane	<	0.05	PPM(V/V)	D
OU2	W-834-S12A	3/18/21		1,1-Dichloroethene	<	0.05	PPM(V/V)	D
OU2	W-834-S12A	3/18/21		cis-1,2-Dichloroethene	<	0.05	PPM(V/V)	D
OU2	W-834-S12A	3/18/21		trans-1,2-Dichloroethene	<	0.05	PPM(V/V)	D
OU2	W-834-S12A	3/18/21		1,2-Dichloroethene (total)	<	0.1	PPM(V/V)	D
OU2	W-834-S12A	3/18/21		1,2-Dichloropropane	<	0.05	PPM(V/V)	D
OU2	W-834-S12A	3/18/21		cis-1,3-Dichloropropene	<	0.05	PPM(V/V)	D
OU2	W-834-S12A	3/18/21		trans-1,3-Dichloropropene	<	0.05	PPM(V/V)	D
OU2	W-834-S12A	3/18/21		Ethylbenzene	<	0.05	PPM(V/V)	D

Attachment 1. Table 2. Soil vapor analytical data collected from wells, Site 300, 2021.

OU	Location	Date	Sample Type	Parameter	LOS Indicator	Result	Units	QA Flag
OU2	W-834-S12A	3/18/21		Ethylene Dibromide	<	0.05	PPM(V/V)	D
OU2	W-834-S12A	3/18/21		Trichlorotrifluoroethane	<	0.05	PPM(V/V)	D
OU2	W-834-S12A	3/18/21		1,2-Dichlorotetrafluoroethane	<	0.05	PPM(V/V)	D
OU2	W-834-S12A	3/18/21		Isopropyl Alcohol	<	0.05	PPM(V/V)	D
OU2	W-834-S12A	3/18/21		Methyl t-Butyl Ether	<	0.05	PPM(V/V)	D
OU2	W-834-S12A	3/18/21		Methylene chloride	<	0.05	PPM(V/V)	D
OU2	W-834-S12A	3/18/21		o-Xylene	<	0.05	PPM(V/V)	D
OU2	W-834-S12A	3/18/21		1,1,2,2-Tetrachloroethane	<	0.05	PPM(V/V)	D
OU2	W-834-S12A	3/18/21		Tetrachloroethene	<	0.05	PPM(V/V)	D
OU2	W-834-S12A	3/18/21		Toluene	<	0.05	PPM(V/V)	D
OU2	W-834-S12A	3/18/21		1,1,1-Trichloroethane	<	0.05	PPM(V/V)	D
OU2	W-834-S12A	3/18/21		1,1,2-Trichloroethane	<	0.05	PPM(V/V)	D
OU2	W-834-S12A	3/18/21		Trichloroethene		1.5	PPM(V/V)	D
OU2	W-834-S12A	3/18/21		Trichlorofluoromethane	<	0.05	PPM(V/V)	D
OU2	W-834-S12A	3/18/21		1,2,4-Trimethylbenzene	<	0.05	PPM(V/V)	D
OU2	W-834-S12A	3/18/21		1,3,5-Trimethylbenzene	<	0.05	PPM(V/V)	D
OU2	W-834-S12A	3/18/21		Vinyl chloride	<	0.05	PPM(V/V)	D
OU2	W-834-S12A	3/18/21		m- and p-Xylene Isomers	<	0.05	PPM(V/V)	D
OU2	W-834-S12A	4/20/21		Benzene	<	0.005	PPM(V/V)	D
OU2	W-834-S12A	4/20/21		Bromodichloromethane	<	0.005	PPM(V/V)	D
OU2	W-834-S12A	4/20/21		Bromoform	<	0.005	PPM(V/V)	D
OU2	W-834-S12A	4/20/21		Bromomethane	<	0.005	PPM(V/V)	D
OU2	W-834-S12A	4/20/21		Carbon tetrachloride	<	0.005	PPM(V/V)	D
OU2	W-834-S12A	4/20/21		Chlorobenzene	<	0.005	PPM(V/V)	D
OU2	W-834-S12A	4/20/21		Chloroethane	<	0.005	PPM(V/V)	D
OU2	W-834-S12A	4/20/21		Chloroform	<	0.005	PPM(V/V)	D
OU2	W-834-S12A	4/20/21		Chloromethane	<	0.005	PPM(V/V)	D
OU2	W-834-S12A	4/20/21		Dibromochloromethane	<	0.005	PPM(V/V)	D
OU2	W-834-S12A	4/20/21		1,2-Dichlorobenzene	<	0.005	PPM(V/V)	D
OU2	W-834-S12A	4/20/21		1,3-Dichlorobenzene	<	0.005	PPM(V/V)	D
OU2	W-834-S12A	4/20/21		1,4-Dichlorobenzene	<	0.005	PPM(V/V)	D
OU2	W-834-S12A	4/20/21		Dichlorodifluoromethane	<	0.005	PPM(V/V)	D
OU2	W-834-S12A	4/20/21		1,1-Dichloroethane	<	0.005	PPM(V/V)	D
OU2	W-834-S12A	4/20/21		1,2-Dichloroethane	<	0.005	PPM(V/V)	D
OU2	W-834-S12A	4/20/21		1,1-Dichloroethene	<	0.005	PPM(V/V)	D
OU2	W-834-S12A	4/20/21		cis-1,2-Dichloroethene	<	0.005	PPM(V/V)	D
OU2	W-834-S12A	4/20/21		trans-1,2-Dichloroethene	<	0.005	PPM(V/V)	D
OU2	W-834-S12A	4/20/21		1,2-Dichloroethene (total)	<	0.01	PPM(V/V)	D
OU2	W-834-S12A	4/20/21		1,2-Dichloropropane	<	0.005	PPM(V/V)	D
OU2	W-834-S12A	4/20/21		cis-1,3-Dichloropropene	<	0.005	PPM(V/V)	D
OU2	W-834-S12A	4/20/21		trans-1,3-Dichloropropene	<	0.005	PPM(V/V)	D
OU2	W-834-S12A	4/20/21		Ethylbenzene	<	0.005	PPM(V/V)	D
OU2	W-834-S12A	4/20/21		Ethylene Dibromide	<	0.005	PPM(V/V)	D
OU2	W-834-S12A	4/20/21		Trichlorotrifluoroethane	<	0.005	PPM(V/V)	D
OU2	W-834-S12A	4/20/21		1,2-Dichlorotetrafluoroethane	<	0.005	PPM(V/V)	D
OU2	W-834-S12A	4/20/21		Isopropyl Alcohol	<	0.005	PPM(V/V)	D
OU2	W-834-S12A	4/20/21		Methyl t-Butyl Ether	<	0.005	PPM(V/V)	D
OU2	W-834-S12A	4/20/21		Methylene chloride	<	0.005	PPM(V/V)	D
OU2	W-834-S12A	4/20/21		o-Xylene	<	0.005	PPM(V/V)	D
OU2	W-834-S12A	4/20/21		1,1,2,2-Tetrachloroethane	<	0.005	PPM(V/V)	D
OU2	W-834-S12A	4/20/21		Tetrachloroethene	<	0.005	PPM(V/V)	D
OU2	W-834-S12A	4/20/21		Toluene	<	0.005	PPM(V/V)	D
OU2	W-834-S12A	4/20/21		1,1,1-Trichloroethane	<	0.005	PPM(V/V)	D
OU2	W-834-S12A	4/20/21		1,1,2-Trichloroethane	<	0.005	PPM(V/V)	D
OU2	W-834-S12A	4/20/21		Trichloroethene		0.3	PPM(V/V)	D
OU2	W-834-S12A	4/20/21		Trichlorofluoromethane	<	0.005	PPM(V/V)	D
OU2	W-834-S12A	4/20/21		1,2,4-Trimethylbenzene	<	0.005	PPM(V/V)	D
OU2	W-834-S12A	4/20/21		1,3,5-Trimethylbenzene	<	0.005	PPM(V/V)	D
OU2	W-834-S12A	4/20/21		Vinyl chloride	<	0.005	PPM(V/V)	D
OU2	W-834-S12A	4/20/21		m- and p-Xylene Isomers	<	0.005	PPM(V/V)	D
OU2	W-834-S12A	8/24/21		Benzene	<	0.05	PPM(V/V)	D
OU2	W-834-S12A	8/24/21		Bromodichloromethane	<	0.05	PPM(V/V)	D
OU2	W-834-S12A	8/24/21		Bromoform	<	0.05	PPM(V/V)	D
OU2	W-834-S12A	8/24/21		Bromomethane	<	0.05	PPM(V/V)	D
OU2	W-834-S12A	8/24/21		Carbon tetrachloride	<	0.05	PPM(V/V)	D
OU2	W-834-S12A	8/24/21		Chlorobenzene	<	0.05	PPM(V/V)	D

Attachment 1. Table 2. Soil vapor analytical data collected from wells, Site 300, 2021.

OU	Location	Date	Sample Type	Parameter	LOS Indicator	Result	Units	QA Flag
OU2	W-834-S12A	8/24/21		Chloroethane	<	0.05	PPM(V/V)	D
OU2	W-834-S12A	8/24/21		Chloroform	<	0.05	PPM(V/V)	D
OU2	W-834-S12A	8/24/21		Chloromethane	<	0.05	PPM(V/V)	D
OU2	W-834-S12A	8/24/21		Dibromochloromethane	<	0.05	PPM(V/V)	D
OU2	W-834-S12A	8/24/21		1,2-Dichlorobenzene	<	0.05	PPM(V/V)	D
OU2	W-834-S12A	8/24/21		1,3-Dichlorobenzene	<	0.05	PPM(V/V)	D
OU2	W-834-S12A	8/24/21		1,4-Dichlorobenzene	<	0.05	PPM(V/V)	D
OU2	W-834-S12A	8/24/21		Dichlorodifluoromethane	<	0.05	PPM(V/V)	D
OU2	W-834-S12A	8/24/21		1,1-Dichloroethane	<	0.05	PPM(V/V)	D
OU2	W-834-S12A	8/24/21		1,2-Dichloroethane	<	0.05	PPM(V/V)	D
OU2	W-834-S12A	8/24/21		1,1-Dichloroethene	<	0.05	PPM(V/V)	D
OU2	W-834-S12A	8/24/21		cis-1,2-Dichloroethene	<	0.05	PPM(V/V)	D
OU2	W-834-S12A	8/24/21		trans-1,2-Dichloroethene	<	0.05	PPM(V/V)	D
OU2	W-834-S12A	8/24/21		1,2-Dichloroethene (total)	<	0.1	PPM(V/V)	D
OU2	W-834-S12A	8/24/21		1,2-Dichloropropane	<	0.05	PPM(V/V)	D
OU2	W-834-S12A	8/24/21		cis-1,3-Dichloropropene	<	0.05	PPM(V/V)	D
OU2	W-834-S12A	8/24/21		trans-1,3-Dichloropropene	<	0.05	PPM(V/V)	D
OU2	W-834-S12A	8/24/21		Ethylbenzene	<	0.05	PPM(V/V)	D
OU2	W-834-S12A	8/24/21		Ethylene Dibromide	<	0.05	PPM(V/V)	D
OU2	W-834-S12A	8/24/21		Trichlorotrifluoroethane	<	0.05	PPM(V/V)	D
OU2	W-834-S12A	8/24/21		1,2-Dichlorotetrafluoroethane	<	0.05	PPM(V/V)	D
OU2	W-834-S12A	8/24/21		Isopropyl Alcohol	<	0.05	PPM(V/V)	D
OU2	W-834-S12A	8/24/21		Methyl t-Butyl Ether	<	0.05	PPM(V/V)	D
OU2	W-834-S12A	8/24/21		Methylene chloride	<	0.05	PPM(V/V)	D
OU2	W-834-S12A	8/24/21		o-Xylene	<	0.05	PPM(V/V)	D
OU2	W-834-S12A	8/24/21		1,1,2,2-Tetrachloroethane	<	0.05	PPM(V/V)	D
OU2	W-834-S12A	8/24/21		Tetrachloroethene	<	0.05	PPM(V/V)	D
OU2	W-834-S12A	8/24/21		Toluene	<	0.05	PPM(V/V)	D
OU2	W-834-S12A	8/24/21		1,1,1-Trichloroethane	<	0.05	PPM(V/V)	D
OU2	W-834-S12A	8/24/21		1,1,2-Trichloroethane	<	0.05	PPM(V/V)	D
OU2	W-834-S12A	8/24/21		Trichloroethene		0.92	PPM(V/V)	D
OU2	W-834-S12A	8/24/21		Trichlorofluoromethane	<	0.05	PPM(V/V)	D
OU2	W-834-S12A	8/24/21		1,2,4-Trimethylbenzene	<	0.05	PPM(V/V)	D
OU2	W-834-S12A	8/24/21		1,3,5-Trimethylbenzene	<	0.05	PPM(V/V)	D
OU2	W-834-S12A	8/24/21		Vinyl chloride	<	0.05	PPM(V/V)	D
OU2	W-834-S12A	8/24/21		m- and p-Xylene Isomers	<	0.05	PPM(V/V)	D
OU2	W-834-S12A	10/19/21		Benzene	<	0.05	PPM(V/V)	D
OU2	W-834-S12A	10/19/21		Bromodichloromethane	<	0.05	PPM(V/V)	D
OU2	W-834-S12A	10/19/21		Bromoform	<	0.05	PPM(V/V)	D
OU2	W-834-S12A	10/19/21		Bromomethane	<	0.05	PPM(V/V)	D
OU2	W-834-S12A	10/19/21		Carbon tetrachloride	<	0.05	PPM(V/V)	D
OU2	W-834-S12A	10/19/21		Chlorobenzene	<	0.05	PPM(V/V)	D
OU2	W-834-S12A	10/19/21		Chloroethane	<	0.05	PPM(V/V)	D
OU2	W-834-S12A	10/19/21		Chloroform	<	0.05	PPM(V/V)	D
OU2	W-834-S12A	10/19/21		Chloromethane	<	0.05	PPM(V/V)	D
OU2	W-834-S12A	10/19/21		Dibromochloromethane	<	0.05	PPM(V/V)	D
OU2	W-834-S12A	10/19/21		1,2-Dichlorobenzene	<	0.05	PPM(V/V)	D
OU2	W-834-S12A	10/19/21		1,3-Dichlorobenzene	<	0.05	PPM(V/V)	D
OU2	W-834-S12A	10/19/21		1,4-Dichlorobenzene	<	0.05	PPM(V/V)	D
OU2	W-834-S12A	10/19/21		Dichlorodifluoromethane	<	0.05	PPM(V/V)	D
OU2	W-834-S12A	10/19/21		1,1-Dichloroethane	<	0.05	PPM(V/V)	D
OU2	W-834-S12A	10/19/21		1,2-Dichloroethane	<	0.05	PPM(V/V)	D
OU2	W-834-S12A	10/19/21		1,1-Dichloroethene	<	0.05	PPM(V/V)	D
OU2	W-834-S12A	10/19/21		cis-1,2-Dichloroethene	<	0.05	PPM(V/V)	D
OU2	W-834-S12A	10/19/21		trans-1,2-Dichloroethene	<	0.05	PPM(V/V)	D
OU2	W-834-S12A	10/19/21		1,2-Dichloroethene (total)	<	0.1	PPM(V/V)	D
OU2	W-834-S12A	10/19/21		1,2-Dichloropropane	<	0.05	PPM(V/V)	D
OU2	W-834-S12A	10/19/21		cis-1,3-Dichloropropene	<	0.05	PPM(V/V)	D
OU2	W-834-S12A	10/19/21		trans-1,3-Dichloropropene	<	0.05	PPM(V/V)	D
OU2	W-834-S12A	10/19/21		Ethylbenzene	<	0.05	PPM(V/V)	D
OU2	W-834-S12A	10/19/21		Ethylene Dibromide	<	0.05	PPM(V/V)	D
OU2	W-834-S12A	10/19/21		Trichlorotrifluoroethane	<	0.05	PPM(V/V)	D
OU2	W-834-S12A	10/19/21		1,2-Dichlorotetrafluoroethane	<	0.05	PPM(V/V)	D
OU2	W-834-S12A	10/19/21		Isopropyl Alcohol	<	0.05	PPM(V/V)	D
OU2	W-834-S12A	10/19/21		Methyl t-Butyl Ether	<	0.05	PPM(V/V)	D
OU2	W-834-S12A	10/19/21		Methylene chloride	<	0.05	PPM(V/V)	D

Attachment 1. Table 2. Soil vapor analytical data collected from wells, Site 300, 2021.

OU	Location	Date	Sample Type	Parameter	LOS Indicator	Result	Units	QA Flag
OU2	W-834-S12A	10/19/21		o-Xylene	<	0.05	PPM(V/V)	D
OU2	W-834-S12A	10/19/21		1,1,2,2-Tetrachloroethane	<	0.05	PPM(V/V)	D
OU2	W-834-S12A	10/19/21		Tetrachloroethene	<	0.05	PPM(V/V)	D
OU2	W-834-S12A	10/19/21		Toluene	<	0.05	PPM(V/V)	D
OU2	W-834-S12A	10/19/21		1,1,1-Trichloroethane	<	0.05	PPM(V/V)	D
OU2	W-834-S12A	10/19/21		1,1,2-Trichloroethane	<	0.05	PPM(V/V)	D
OU2	W-834-S12A	10/19/21		Trichloroethene		1.8	PPM(V/V)	D
OU2	W-834-S12A	10/19/21		Trichlorofluoromethane	<	0.05	PPM(V/V)	D
OU2	W-834-S12A	10/19/21		1,2,4-Trimethylbenzene	<	0.05	PPM(V/V)	D
OU2	W-834-S12A	10/19/21		1,3,5-Trimethylbenzene	<	0.05	PPM(V/V)	D
OU2	W-834-S12A	10/19/21		Vinyl chloride	<	0.05	PPM(V/V)	D
OU2	W-834-S12A	10/19/21		m- and p-Xylene Isomers	<	0.05	PPM(V/V)	D
OU2	W-834-S13	3/18/21		Benzene	<	0.005	PPM(V/V)	D
OU2	W-834-S13	3/18/21		Bromodichloromethane	<	0.005	PPM(V/V)	D
OU2	W-834-S13	3/18/21		Bromoform	<	0.005	PPM(V/V)	D
OU2	W-834-S13	3/18/21		Bromomethane	<	0.005	PPM(V/V)	D
OU2	W-834-S13	3/18/21		Carbon tetrachloride	<	0.005	PPM(V/V)	D
OU2	W-834-S13	3/18/21		Chlorobenzene	<	0.005	PPM(V/V)	D
OU2	W-834-S13	3/18/21		Chloroethane	<	0.005	PPM(V/V)	D
OU2	W-834-S13	3/18/21		Chloroform	<	0.005	PPM(V/V)	D
OU2	W-834-S13	3/18/21		Chloromethane	<	0.005	PPM(V/V)	D
OU2	W-834-S13	3/18/21		Dibromochloromethane	<	0.005	PPM(V/V)	D
OU2	W-834-S13	3/18/21		1,2-Dichlorobenzene	<	0.005	PPM(V/V)	D
OU2	W-834-S13	3/18/21		1,3-Dichlorobenzene	<	0.005	PPM(V/V)	D
OU2	W-834-S13	3/18/21		1,4-Dichlorobenzene	<	0.005	PPM(V/V)	D
OU2	W-834-S13	3/18/21		Dichlorodifluoromethane	<	0.005	PPM(V/V)	D
OU2	W-834-S13	3/18/21		1,1-Dichloroethane	<	0.005	PPM(V/V)	D
OU2	W-834-S13	3/18/21		1,2-Dichloroethane	<	0.005	PPM(V/V)	D
OU2	W-834-S13	3/18/21		1,1-Dichloroethene	<	0.005	PPM(V/V)	D
OU2	W-834-S13	3/18/21		cis-1,2-Dichloroethene		0.0063	PPM(V/V)	D
OU2	W-834-S13	3/18/21		trans-1,2-Dichloroethene	<	0.005	PPM(V/V)	D
OU2	W-834-S13	3/18/21		1,2-Dichloroethene (total)	<	0.01	PPM(V/V)	D
OU2	W-834-S13	3/18/21		1,2-Dichloropropane	<	0.005	PPM(V/V)	D
OU2	W-834-S13	3/18/21		cis-1,3-Dichloropropene	<	0.005	PPM(V/V)	D
OU2	W-834-S13	3/18/21		trans-1,3-Dichloropropene	<	0.005	PPM(V/V)	D
OU2	W-834-S13	3/18/21		Ethylbenzene	<	0.005	PPM(V/V)	D
OU2	W-834-S13	3/18/21		Ethylene Dibromide	<	0.005	PPM(V/V)	D
OU2	W-834-S13	3/18/21		Trichlorotrifluoroethane	<	0.005	PPM(V/V)	D
OU2	W-834-S13	3/18/21		1,2-Dichlorotetrafluoroethane	<	0.005	PPM(V/V)	D
OU2	W-834-S13	3/18/21		Isopropyl Alcohol	<	0.005	PPM(V/V)	D
OU2	W-834-S13	3/18/21		Methyl t-Butyl Ether	<	0.005	PPM(V/V)	D
OU2	W-834-S13	3/18/21		Methylene chloride	<	0.005	PPM(V/V)	D
OU2	W-834-S13	3/18/21		o-Xylene	<	0.005	PPM(V/V)	D
OU2	W-834-S13	3/18/21		1,1,2,2-Tetrachloroethane	<	0.005	PPM(V/V)	D
OU2	W-834-S13	3/18/21		Tetrachloroethene	<	0.005	PPM(V/V)	D
OU2	W-834-S13	3/18/21		Toluene	<	0.005	PPM(V/V)	D
OU2	W-834-S13	3/18/21		1,1,1-Trichloroethane	<	0.005	PPM(V/V)	D
OU2	W-834-S13	3/18/21		1,1,2-Trichloroethane	<	0.005	PPM(V/V)	D
OU2	W-834-S13	3/18/21		Trichloroethene		0.23	PPM(V/V)	D
OU2	W-834-S13	3/18/21		Trichlorofluoromethane	<	0.005	PPM(V/V)	D
OU2	W-834-S13	3/18/21		1,2,4-Trimethylbenzene	<	0.005	PPM(V/V)	D
OU2	W-834-S13	3/18/21		1,3,5-Trimethylbenzene	<	0.005	PPM(V/V)	D
OU2	W-834-S13	3/18/21		Vinyl chloride	<	0.005	PPM(V/V)	D
OU2	W-834-S13	3/18/21		m- and p-Xylene Isomers	<	0.005	PPM(V/V)	D
OU2	W-834-S13	4/20/21		Benzene	<	0.005	PPM(V/V)	D
OU2	W-834-S13	4/20/21		Bromodichloromethane	<	0.005	PPM(V/V)	D
OU2	W-834-S13	4/20/21		Bromoform	<	0.005	PPM(V/V)	D
OU2	W-834-S13	4/20/21		Bromomethane	<	0.005	PPM(V/V)	D
OU2	W-834-S13	4/20/21		Carbon tetrachloride	<	0.005	PPM(V/V)	D
OU2	W-834-S13	4/20/21		Chlorobenzene	<	0.005	PPM(V/V)	D
OU2	W-834-S13	4/20/21		Chloroethane	<	0.005	PPM(V/V)	D
OU2	W-834-S13	4/20/21		Chloroform	<	0.005	PPM(V/V)	D
OU2	W-834-S13	4/20/21		Chloromethane	<	0.005	PPM(V/V)	D
OU2	W-834-S13	4/20/21		Dibromochloromethane	<	0.005	PPM(V/V)	D
OU2	W-834-S13	4/20/21		1,2-Dichlorobenzene	<	0.005	PPM(V/V)	D
OU2	W-834-S13	4/20/21		1,3-Dichlorobenzene	<	0.005	PPM(V/V)	D

Attachment 1. Table 2. Soil vapor analytical data collected from wells, Site 300, 2021.

OU	Location	Date	Sample Type	Parameter	LOS Indicator	Result	Units	QA Flag
OU2	W-834-S13	4/20/21		1,4-Dichlorobenzene	<	0.005	PPM(V/V)	D
OU2	W-834-S13	4/20/21		Dichlorodifluoromethane	<	0.005	PPM(V/V)	D
OU2	W-834-S13	4/20/21		1,1-Dichloroethane	<	0.005	PPM(V/V)	D
OU2	W-834-S13	4/20/21		1,2-Dichloroethane	<	0.005	PPM(V/V)	D
OU2	W-834-S13	4/20/21		1,1-Dichloroethene	<	0.005	PPM(V/V)	D
OU2	W-834-S13	4/20/21		cis-1,2-Dichloroethene		0.0081	PPM(V/V)	D
OU2	W-834-S13	4/20/21		trans-1,2-Dichloroethene	<	0.005	PPM(V/V)	D
OU2	W-834-S13	4/20/21		1,2-Dichloroethene (total)	<	0.01	PPM(V/V)	D
OU2	W-834-S13	4/20/21		1,2-Dichloropropane	<	0.005	PPM(V/V)	D
OU2	W-834-S13	4/20/21		cis-1,3-Dichloropropene	<	0.005	PPM(V/V)	D
OU2	W-834-S13	4/20/21		trans-1,3-Dichloropropene	<	0.005	PPM(V/V)	D
OU2	W-834-S13	4/20/21		Ethylbenzene	<	0.005	PPM(V/V)	D
OU2	W-834-S13	4/20/21		Ethylene Dibromide	<	0.005	PPM(V/V)	D
OU2	W-834-S13	4/20/21		Trichlorotrifluoroethane	<	0.005	PPM(V/V)	D
OU2	W-834-S13	4/20/21		1,2-Dichlorotetrafluoroethane	<	0.005	PPM(V/V)	D
OU2	W-834-S13	4/20/21		Isopropyl Alcohol	<	0.005	PPM(V/V)	D
OU2	W-834-S13	4/20/21		Methyl t-Butyl Ether	<	0.005	PPM(V/V)	D
OU2	W-834-S13	4/20/21		Methylene chloride	<	0.005	PPM(V/V)	D
OU2	W-834-S13	4/20/21		o-Xylene	<	0.005	PPM(V/V)	D
OU2	W-834-S13	4/20/21		1,1,2,2-Tetrachloroethane	<	0.005	PPM(V/V)	D
OU2	W-834-S13	4/20/21		Tetrachloroethene	<	0.005	PPM(V/V)	D
OU2	W-834-S13	4/20/21		Toluene	<	0.005	PPM(V/V)	D
OU2	W-834-S13	4/20/21		1,1,1-Trichloroethane	<	0.005	PPM(V/V)	D
OU2	W-834-S13	4/20/21		1,1,2-Trichloroethane	<	0.005	PPM(V/V)	D
OU2	W-834-S13	4/20/21		Trichloroethene		0.2	PPM(V/V)	D
OU2	W-834-S13	4/20/21		Trichlorofluoromethane	<	0.005	PPM(V/V)	D
OU2	W-834-S13	4/20/21		1,2,4-Trimethylbenzene	<	0.005	PPM(V/V)	D
OU2	W-834-S13	4/20/21		1,3,5-Trimethylbenzene	<	0.005	PPM(V/V)	D
OU2	W-834-S13	4/20/21		Vinyl chloride	<	0.005	PPM(V/V)	D
OU2	W-834-S13	4/20/21		m- and p-Xylene Isomers	<	0.005	PPM(V/V)	D
OU2	W-834-S13	8/24/21		Benzene	<	0.005	PPM(V/V)	D
OU2	W-834-S13	8/24/21		Bromodichloromethane	<	0.005	PPM(V/V)	D
OU2	W-834-S13	8/24/21		Bromoform	<	0.005	PPM(V/V)	D
OU2	W-834-S13	8/24/21		Bromomethane	<	0.005	PPM(V/V)	D
OU2	W-834-S13	8/24/21		Carbon tetrachloride	<	0.005	PPM(V/V)	D
OU2	W-834-S13	8/24/21		Chlorobenzene	<	0.005	PPM(V/V)	D
OU2	W-834-S13	8/24/21		Chloroethane	<	0.005	PPM(V/V)	D
OU2	W-834-S13	8/24/21		Chloroform	<	0.005	PPM(V/V)	D
OU2	W-834-S13	8/24/21		Chloromethane	<	0.005	PPM(V/V)	D
OU2	W-834-S13	8/24/21		Dibromochloromethane	<	0.005	PPM(V/V)	D
OU2	W-834-S13	8/24/21		1,2-Dichlorobenzene	<	0.005	PPM(V/V)	D
OU2	W-834-S13	8/24/21		1,3-Dichlorobenzene	<	0.005	PPM(V/V)	D
OU2	W-834-S13	8/24/21		1,4-Dichlorobenzene	<	0.005	PPM(V/V)	D
OU2	W-834-S13	8/24/21		Dichlorodifluoromethane	<	0.005	PPM(V/V)	D
OU2	W-834-S13	8/24/21		1,1-Dichloroethane	<	0.005	PPM(V/V)	D
OU2	W-834-S13	8/24/21		1,2-Dichloroethane	<	0.005	PPM(V/V)	D
OU2	W-834-S13	8/24/21		1,1-Dichloroethene	<	0.005	PPM(V/V)	D
OU2	W-834-S13	8/24/21		cis-1,2-Dichloroethene		0.011	PPM(V/V)	D
OU2	W-834-S13	8/24/21		trans-1,2-Dichloroethene	<	0.005	PPM(V/V)	D
OU2	W-834-S13	8/24/21		1,2-Dichloroethene (total)		0.011	PPM(V/V)	D
OU2	W-834-S13	8/24/21		1,2-Dichloropropane	<	0.005	PPM(V/V)	D
OU2	W-834-S13	8/24/21		cis-1,3-Dichloropropene	<	0.005	PPM(V/V)	D
OU2	W-834-S13	8/24/21		trans-1,3-Dichloropropene	<	0.005	PPM(V/V)	D
OU2	W-834-S13	8/24/21		Ethylbenzene	<	0.005	PPM(V/V)	D
OU2	W-834-S13	8/24/21		Ethylene Dibromide	<	0.005	PPM(V/V)	D
OU2	W-834-S13	8/24/21		Trichlorotrifluoroethane	<	0.005	PPM(V/V)	D
OU2	W-834-S13	8/24/21		1,2-Dichlorotetrafluoroethane	<	0.005	PPM(V/V)	D
OU2	W-834-S13	8/24/21		Isopropyl Alcohol	<	0.005	PPM(V/V)	D
OU2	W-834-S13	8/24/21		Methyl t-Butyl Ether	<	0.005	PPM(V/V)	D
OU2	W-834-S13	8/24/21		Methylene chloride	<	0.005	PPM(V/V)	D
OU2	W-834-S13	8/24/21		o-Xylene	<	0.005	PPM(V/V)	D
OU2	W-834-S13	8/24/21		1,1,2,2-Tetrachloroethane	<	0.005	PPM(V/V)	D
OU2	W-834-S13	8/24/21		Tetrachloroethene	<	0.005	PPM(V/V)	D
OU2	W-834-S13	8/24/21		Toluene	<	0.005	PPM(V/V)	D
OU2	W-834-S13	8/24/21		1,1,1-Trichloroethane	<	0.005	PPM(V/V)	D
OU2	W-834-S13	8/24/21		1,1,2-Trichloroethane	<	0.005	PPM(V/V)	D

Attachment 1. Table 2. Soil vapor analytical data collected from wells, Site 300, 2021.

OU	Location	Date	Sample Type	Parameter	LOS Indicator	Result	Units	QA Flag
OU2	W-834-S13	8/24/21		Trichloroethene		0.37	PPM(V/V)	D
OU2	W-834-S13	8/24/21		Trichlorofluoromethane	<	0.005	PPM(V/V)	D
OU2	W-834-S13	8/24/21		1,2,4-Trimethylbenzene	<	0.005	PPM(V/V)	D
OU2	W-834-S13	8/24/21		1,3,5-Trimethylbenzene	<	0.005	PPM(V/V)	D
OU2	W-834-S13	8/24/21		Vinyl chloride	<	0.005	PPM(V/V)	D
OU2	W-834-S13	8/24/21		m- and p-Xylene Isomers	<	0.005	PPM(V/V)	D
OU2	W-834-S13	10/19/21		Benzene	<	0.005	PPM(V/V)	D
OU2	W-834-S13	10/19/21		Bromodichloromethane	<	0.005	PPM(V/V)	D
OU2	W-834-S13	10/19/21		Bromoform	<	0.005	PPM(V/V)	D
OU2	W-834-S13	10/19/21		Bromomethane	<	0.005	PPM(V/V)	D
OU2	W-834-S13	10/19/21		Carbon tetrachloride	<	0.005	PPM(V/V)	D
OU2	W-834-S13	10/19/21		Chlorobenzene	<	0.005	PPM(V/V)	D
OU2	W-834-S13	10/19/21		Chloroethane	<	0.005	PPM(V/V)	D
OU2	W-834-S13	10/19/21		Chloroform	<	0.005	PPM(V/V)	D
OU2	W-834-S13	10/19/21		Chloromethane	<	0.005	PPM(V/V)	D
OU2	W-834-S13	10/19/21		Dibromochloromethane	<	0.005	PPM(V/V)	D
OU2	W-834-S13	10/19/21		1,2-Dichlorobenzene	<	0.005	PPM(V/V)	D
OU2	W-834-S13	10/19/21		1,3-Dichlorobenzene	<	0.005	PPM(V/V)	D
OU2	W-834-S13	10/19/21		1,4-Dichlorobenzene	<	0.005	PPM(V/V)	D
OU2	W-834-S13	10/19/21		Dichlorodifluoromethane	<	0.005	PPM(V/V)	D
OU2	W-834-S13	10/19/21		1,1-Dichloroethane	<	0.005	PPM(V/V)	D
OU2	W-834-S13	10/19/21		1,2-Dichloroethane	<	0.005	PPM(V/V)	D
OU2	W-834-S13	10/19/21		1,1-Dichloroethene	<	0.005	PPM(V/V)	D
OU2	W-834-S13	10/19/21		cis-1,2-Dichloroethene		0.0084	PPM(V/V)	D
OU2	W-834-S13	10/19/21		trans-1,2-Dichloroethene	<	0.005	PPM(V/V)	D
OU2	W-834-S13	10/19/21		1,2-Dichloroethene (total)	<	0.01	PPM(V/V)	D
OU2	W-834-S13	10/19/21		1,2-Dichloropropane	<	0.005	PPM(V/V)	D
OU2	W-834-S13	10/19/21		cis-1,3-Dichloropropene	<	0.005	PPM(V/V)	D
OU2	W-834-S13	10/19/21		trans-1,3-Dichloropropene	<	0.005	PPM(V/V)	D
OU2	W-834-S13	10/19/21		Ethylbenzene	<	0.005	PPM(V/V)	D
OU2	W-834-S13	10/19/21		Ethylene Dibromide	<	0.005	PPM(V/V)	D
OU2	W-834-S13	10/19/21		Trichlorotrifluoroethane	<	0.005	PPM(V/V)	D
OU2	W-834-S13	10/19/21		1,2-Dichlorotetrafluoroethane	<	0.005	PPM(V/V)	D
OU2	W-834-S13	10/19/21		Isopropyl Alcohol	<	0.005	PPM(V/V)	D
OU2	W-834-S13	10/19/21		Methyl t-Butyl Ether	<	0.005	PPM(V/V)	D
OU2	W-834-S13	10/19/21		Methylene chloride	<	0.005	PPM(V/V)	D
OU2	W-834-S13	10/19/21		o-Xylene	<	0.005	PPM(V/V)	D
OU2	W-834-S13	10/19/21		1,1,2,2-Tetrachloroethane	<	0.005	PPM(V/V)	D
OU2	W-834-S13	10/19/21		Tetrachloroethene	<	0.005	PPM(V/V)	D
OU2	W-834-S13	10/19/21		Toluene	<	0.005	PPM(V/V)	D
OU2	W-834-S13	10/19/21		1,1,1-Trichloroethane	<	0.005	PPM(V/V)	D
OU2	W-834-S13	10/19/21		1,1,2-Trichloroethane	<	0.005	PPM(V/V)	D
OU2	W-834-S13	10/19/21		Trichloroethene		0.16	PPM(V/V)	D
OU2	W-834-S13	10/19/21		Trichlorofluoromethane	<	0.005	PPM(V/V)	D
OU2	W-834-S13	10/19/21		1,2,4-Trimethylbenzene	<	0.005	PPM(V/V)	D
OU2	W-834-S13	10/19/21		1,3,5-Trimethylbenzene	<	0.005	PPM(V/V)	D
OU2	W-834-S13	10/19/21		Vinyl chloride	<	0.005	PPM(V/V)	D
OU2	W-834-S13	10/19/21		m- and p-Xylene Isomers	<	0.005	PPM(V/V)	D
OU6	W-854-1834	1/5/21		Benzene	<	0.005	PPM(V/V)	D
OU6	W-854-1834	1/5/21		Bromodichloromethane	<	0.005	PPM(V/V)	D
OU6	W-854-1834	1/5/21		Bromoform	<	0.005	PPM(V/V)	D
OU6	W-854-1834	1/5/21		Bromomethane	<	0.005	PPM(V/V)	D
OU6	W-854-1834	1/5/21		Carbon tetrachloride	<	0.005	PPM(V/V)	D
OU6	W-854-1834	1/5/21		Chlorobenzene	<	0.005	PPM(V/V)	D
OU6	W-854-1834	1/5/21		Chloroethane	<	0.005	PPM(V/V)	D
OU6	W-854-1834	1/5/21		Chloroform	<	0.005	PPM(V/V)	D
OU6	W-854-1834	1/5/21		Chloromethane	<	0.005	PPM(V/V)	D
OU6	W-854-1834	1/5/21		Dibromochloromethane	<	0.005	PPM(V/V)	D
OU6	W-854-1834	1/5/21		1,2-Dichlorobenzene	<	0.005	PPM(V/V)	D
OU6	W-854-1834	1/5/21		1,3-Dichlorobenzene	<	0.005	PPM(V/V)	D
OU6	W-854-1834	1/5/21		1,4-Dichlorobenzene	<	0.005	PPM(V/V)	D
OU6	W-854-1834	1/5/21		Dichlorodifluoromethane	<	0.005	PPM(V/V)	D
OU6	W-854-1834	1/5/21		1,1-Dichloroethane	<	0.005	PPM(V/V)	D
OU6	W-854-1834	1/5/21		1,2-Dichloroethane	<	0.005	PPM(V/V)	D
OU6	W-854-1834	1/5/21		1,1-Dichloroethene	<	0.005	PPM(V/V)	D
OU6	W-854-1834	1/5/21		cis-1,2-Dichloroethene	<	0.005	PPM(V/V)	D

Attachment 1. Table 2. Soil vapor analytical data collected from wells, Site 300, 2021.

OU	Location	Date	Sample Type	Parameter	LOS Indicator	Result	Units	QA Flag
OU6	W-854-1834	1/5/21		trans-1,2-Dichloroethene	<	0.005	PPM(V/V)	D
OU6	W-854-1834	1/5/21		1,2-Dichloroethene (total)	<	0.01	PPM(V/V)	D
OU6	W-854-1834	1/5/21		1,2-Dichloropropane	<	0.005	PPM(V/V)	D
OU6	W-854-1834	1/5/21		cis-1,3-Dichloropropene	<	0.005	PPM(V/V)	D
OU6	W-854-1834	1/5/21		trans-1,3-Dichloropropene	<	0.005	PPM(V/V)	D
OU6	W-854-1834	1/5/21		Ethylbenzene	<	0.005	PPM(V/V)	D
OU6	W-854-1834	1/5/21		Ethylene Dibromide	<	0.005	PPM(V/V)	D
OU6	W-854-1834	1/5/21		Trichlorotrifluoroethane	<	0.005	PPM(V/V)	D
OU6	W-854-1834	1/5/21		1,2-Dichlorotetrafluoroethane	<	0.005	PPM(V/V)	D
OU6	W-854-1834	1/5/21		Isopropyl Alcohol	<	0.005	PPM(V/V)	D
OU6	W-854-1834	1/5/21		Methyl t-Butyl Ether	<	0.005	PPM(V/V)	D
OU6	W-854-1834	1/5/21		Methylene chloride	<	0.005	PPM(V/V)	D
OU6	W-854-1834	1/5/21		o-Xylene	<	0.005	PPM(V/V)	D
OU6	W-854-1834	1/5/21		1,1,2,2-Tetrachloroethane	<	0.005	PPM(V/V)	D
OU6	W-854-1834	1/5/21		Tetrachloroethene	<	0.005	PPM(V/V)	D
OU6	W-854-1834	1/5/21		Toluene	<	0.005	PPM(V/V)	D
OU6	W-854-1834	1/5/21		1,1,1-Trichloroethane	<	0.005	PPM(V/V)	D
OU6	W-854-1834	1/5/21		1,1,2-Trichloroethane	<	0.005	PPM(V/V)	D
OU6	W-854-1834	1/5/21		Trichloroethene		0.15	PPM(V/V)	D
OU6	W-854-1834	1/5/21		Trichlorofluoromethane	<	0.005	PPM(V/V)	D
OU6	W-854-1834	1/5/21		1,2,4-Trimethylbenzene	<	0.005	PPM(V/V)	D
OU6	W-854-1834	1/5/21		1,3,5-Trimethylbenzene	<	0.005	PPM(V/V)	D
OU6	W-854-1834	1/5/21		Vinyl chloride	<	0.005	PPM(V/V)	D
OU6	W-854-1834	1/5/21		m- and p-Xylene Isomers	<	0.005	PPM(V/V)	D
OU6	W-854-1834	4/19/21		Benzene	<	0.005	PPM(V/V)	D
OU6	W-854-1834	4/19/21		Bromodichloromethane	<	0.005	PPM(V/V)	D
OU6	W-854-1834	4/19/21		Bromoform	<	0.005	PPM(V/V)	D
OU6	W-854-1834	4/19/21		Bromomethane	<	0.005	PPM(V/V)	D
OU6	W-854-1834	4/19/21		Carbon tetrachloride	<	0.005	PPM(V/V)	D
OU6	W-854-1834	4/19/21		Chlorobenzene	<	0.005	PPM(V/V)	D
OU6	W-854-1834	4/19/21		Chloroethane	<	0.005	PPM(V/V)	D
OU6	W-854-1834	4/19/21		Chloroform	<	0.005	PPM(V/V)	D
OU6	W-854-1834	4/19/21		Chloromethane	<	0.005	PPM(V/V)	D
OU6	W-854-1834	4/19/21		Dibromochloromethane	<	0.005	PPM(V/V)	D
OU6	W-854-1834	4/19/21		1,2-Dichlorobenzene	<	0.005	PPM(V/V)	D
OU6	W-854-1834	4/19/21		1,3-Dichlorobenzene	<	0.005	PPM(V/V)	D
OU6	W-854-1834	4/19/21		1,4-Dichlorobenzene	<	0.005	PPM(V/V)	D
OU6	W-854-1834	4/19/21		Dichlorodifluoromethane	<	0.005	PPM(V/V)	D
OU6	W-854-1834	4/19/21		1,1-Dichloroethane	<	0.005	PPM(V/V)	D
OU6	W-854-1834	4/19/21		1,2-Dichloroethane	<	0.005	PPM(V/V)	D
OU6	W-854-1834	4/19/21		1,1-Dichloroethene	<	0.005	PPM(V/V)	D
OU6	W-854-1834	4/19/21		cis-1,2-Dichloroethene	<	0.005	PPM(V/V)	D
OU6	W-854-1834	4/19/21		trans-1,2-Dichloroethene	<	0.005	PPM(V/V)	D
OU6	W-854-1834	4/19/21		1,2-Dichloroethene (total)	<	0.01	PPM(V/V)	D
OU6	W-854-1834	4/19/21		1,2-Dichloropropane	<	0.005	PPM(V/V)	D
OU6	W-854-1834	4/19/21		cis-1,3-Dichloropropene	<	0.005	PPM(V/V)	D
OU6	W-854-1834	4/19/21		trans-1,3-Dichloropropene	<	0.005	PPM(V/V)	D
OU6	W-854-1834	4/19/21		Ethylbenzene	<	0.005	PPM(V/V)	D
OU6	W-854-1834	4/19/21		Ethylene Dibromide	<	0.005	PPM(V/V)	D
OU6	W-854-1834	4/19/21		Trichlorotrifluoroethane	<	0.005	PPM(V/V)	D
OU6	W-854-1834	4/19/21		1,2-Dichlorotetrafluoroethane	<	0.005	PPM(V/V)	D
OU6	W-854-1834	4/19/21		Isopropyl Alcohol	<	0.005	PPM(V/V)	D
OU6	W-854-1834	4/19/21		Methyl t-Butyl Ether	<	0.005	PPM(V/V)	D
OU6	W-854-1834	4/19/21		Methylene chloride	<	0.005	PPM(V/V)	D
OU6	W-854-1834	4/19/21		o-Xylene	<	0.005	PPM(V/V)	D
OU6	W-854-1834	4/19/21		1,1,2,2-Tetrachloroethane	<	0.005	PPM(V/V)	D
OU6	W-854-1834	4/19/21		Tetrachloroethene	<	0.005	PPM(V/V)	D
OU6	W-854-1834	4/19/21		Toluene	<	0.005	PPM(V/V)	D
OU6	W-854-1834	4/19/21		1,1,1-Trichloroethane	<	0.005	PPM(V/V)	D
OU6	W-854-1834	4/19/21		1,1,2-Trichloroethane	<	0.005	PPM(V/V)	D
OU6	W-854-1834	4/19/21		Trichloroethene		0.11	PPM(V/V)	D
OU6	W-854-1834	4/19/21		Trichlorofluoromethane	<	0.005	PPM(V/V)	D
OU6	W-854-1834	4/19/21		1,2,4-Trimethylbenzene	<	0.005	PPM(V/V)	D
OU6	W-854-1834	4/19/21		1,3,5-Trimethylbenzene	<	0.005	PPM(V/V)	D
OU6	W-854-1834	4/19/21		Vinyl chloride	<	0.005	PPM(V/V)	D
OU6	W-854-1834	4/19/21		m- and p-Xylene Isomers	<	0.005	PPM(V/V)	D

Attachment 1. Table 2. Soil vapor analytical data collected from wells, Site 300, 2021.

OU	Location	Date	Sample Type	Parameter	LOS Indicator	Result	Units	QA Flag
OU6	W-854-1834	7/12/21		Benzene	<	0.005	PPM(V/V)	D
OU6	W-854-1834	7/12/21		Bromodichloromethane	<	0.005	PPM(V/V)	D
OU6	W-854-1834	7/12/21		Bromoform	<	0.005	PPM(V/V)	D
OU6	W-854-1834	7/12/21		Bromomethane	<	0.005	PPM(V/V)	D
OU6	W-854-1834	7/12/21		Carbon tetrachloride	<	0.005	PPM(V/V)	D
OU6	W-854-1834	7/12/21		Chlorobenzene	<	0.005	PPM(V/V)	D
OU6	W-854-1834	7/12/21		Chloroethane	<	0.005	PPM(V/V)	D
OU6	W-854-1834	7/12/21		Chloroform	<	0.005	PPM(V/V)	D
OU6	W-854-1834	7/12/21		Chloromethane	<	0.005	PPM(V/V)	D
OU6	W-854-1834	7/12/21		Dibromochloromethane	<	0.005	PPM(V/V)	D
OU6	W-854-1834	7/12/21		1,2-Dichlorobenzene	<	0.005	PPM(V/V)	D
OU6	W-854-1834	7/12/21		1,3-Dichlorobenzene	<	0.005	PPM(V/V)	D
OU6	W-854-1834	7/12/21		1,4-Dichlorobenzene	<	0.005	PPM(V/V)	D
OU6	W-854-1834	7/12/21		Dichlorodifluoromethane	<	0.005	PPM(V/V)	D
OU6	W-854-1834	7/12/21		1,1-Dichloroethane	<	0.005	PPM(V/V)	D
OU6	W-854-1834	7/12/21		1,2-Dichloroethane	<	0.005	PPM(V/V)	D
OU6	W-854-1834	7/12/21		1,1-Dichloroethene	<	0.005	PPM(V/V)	D
OU6	W-854-1834	7/12/21		cis-1,2-Dichloroethene	<	0.005	PPM(V/V)	D
OU6	W-854-1834	7/12/21		trans-1,2-Dichloroethene	<	0.005	PPM(V/V)	D
OU6	W-854-1834	7/12/21		1,2-Dichloroethene (total)	<	0.01	PPM(V/V)	D
OU6	W-854-1834	7/12/21		1,2-Dichloropropane	<	0.005	PPM(V/V)	D
OU6	W-854-1834	7/12/21		cis-1,3-Dichloropropene	<	0.005	PPM(V/V)	D
OU6	W-854-1834	7/12/21		trans-1,3-Dichloropropene	<	0.005	PPM(V/V)	D
OU6	W-854-1834	7/12/21		Ethylbenzene	<	0.005	PPM(V/V)	D
OU6	W-854-1834	7/12/21		Ethylene Dibromide	<	0.005	PPM(V/V)	D
OU6	W-854-1834	7/12/21		Trichlorotrifluoroethane	<	0.005	PPM(V/V)	D
OU6	W-854-1834	7/12/21		1,2-Dichlorotetrafluoroethane	<	0.005	PPM(V/V)	D
OU6	W-854-1834	7/12/21		Isopropyl Alcohol	<	0.005	PPM(V/V)	D
OU6	W-854-1834	7/12/21		Methyl t-Butyl Ether	<	0.005	PPM(V/V)	D
OU6	W-854-1834	7/12/21		Methylene chloride	<	0.005	PPM(V/V)	D
OU6	W-854-1834	7/12/21		o-Xylene	<	0.005	PPM(V/V)	D
OU6	W-854-1834	7/12/21		1,1,2,2-Tetrachloroethane	<	0.005	PPM(V/V)	D
OU6	W-854-1834	7/12/21		Tetrachloroethene	<	0.005	PPM(V/V)	D
OU6	W-854-1834	7/12/21		Toluene	<	0.005	PPM(V/V)	D
OU6	W-854-1834	7/12/21		1,1,1-Trichloroethane	<	0.005	PPM(V/V)	D
OU6	W-854-1834	7/12/21		1,1,2-Trichloroethane	<	0.005	PPM(V/V)	D
OU6	W-854-1834	7/12/21		Trichloroethene		0.13	PPM(V/V)	D
OU6	W-854-1834	7/12/21		Trichlorofluoromethane	<	0.005	PPM(V/V)	D
OU6	W-854-1834	7/12/21		1,2,4-Trimethylbenzene	<	0.005	PPM(V/V)	D
OU6	W-854-1834	7/12/21		1,3,5-Trimethylbenzene	<	0.005	PPM(V/V)	D
OU6	W-854-1834	7/12/21		Vinyl chloride	<	0.005	PPM(V/V)	D
OU6	W-854-1834	7/12/21		m- and p-Xylene Isomers	<	0.005	PPM(V/V)	D
OU6	W-854-1834	10/5/21		Benzene	<	0.005	PPM(V/V)	D
OU6	W-854-1834	10/5/21		Bromodichloromethane	<	0.005	PPM(V/V)	D
OU6	W-854-1834	10/5/21		Bromoform	<	0.005	PPM(V/V)	D
OU6	W-854-1834	10/5/21		Bromomethane	<	0.005	PPM(V/V)	D
OU6	W-854-1834	10/5/21		Carbon tetrachloride	<	0.005	PPM(V/V)	D
OU6	W-854-1834	10/5/21		Chlorobenzene	<	0.005	PPM(V/V)	D
OU6	W-854-1834	10/5/21		Chloroethane	<	0.005	PPM(V/V)	D
OU6	W-854-1834	10/5/21		Chloroform	<	0.005	PPM(V/V)	D
OU6	W-854-1834	10/5/21		Chloromethane	<	0.005	PPM(V/V)	D
OU6	W-854-1834	10/5/21		Dibromochloromethane	<	0.005	PPM(V/V)	D
OU6	W-854-1834	10/5/21		1,2-Dichlorobenzene	<	0.005	PPM(V/V)	D
OU6	W-854-1834	10/5/21		1,3-Dichlorobenzene	<	0.005	PPM(V/V)	D
OU6	W-854-1834	10/5/21		1,4-Dichlorobenzene	<	0.005	PPM(V/V)	D
OU6	W-854-1834	10/5/21		Dichlorodifluoromethane	<	0.005	PPM(V/V)	D
OU6	W-854-1834	10/5/21		1,1-Dichloroethane	<	0.005	PPM(V/V)	D
OU6	W-854-1834	10/5/21		1,2-Dichloroethane	<	0.005	PPM(V/V)	D
OU6	W-854-1834	10/5/21		1,1-Dichloroethene	<	0.005	PPM(V/V)	D
OU6	W-854-1834	10/5/21		cis-1,2-Dichloroethene	<	0.005	PPM(V/V)	D
OU6	W-854-1834	10/5/21		trans-1,2-Dichloroethene	<	0.005	PPM(V/V)	D
OU6	W-854-1834	10/5/21		1,2-Dichloroethene (total)	<	0.01	PPM(V/V)	D
OU6	W-854-1834	10/5/21		1,2-Dichloropropane	<	0.005	PPM(V/V)	D
OU6	W-854-1834	10/5/21		cis-1,3-Dichloropropene	<	0.005	PPM(V/V)	D
OU6	W-854-1834	10/5/21		trans-1,3-Dichloropropene	<	0.005	PPM(V/V)	D
OU6	W-854-1834	10/5/21		Ethylbenzene	<	0.005	PPM(V/V)	D

Attachment 1. Table 2. Soil vapor analytical data collected from wells, Site 300, 2021.

OU	Location	Date	Sample Type	Parameter	LOS Indicator	Result	Units	QA Flag
OU6	W-854-1834	10/5/21		Ethylene Dibromide	<	0.005	PPM(V/V)	D
OU6	W-854-1834	10/5/21		Trichlorotrifluoroethane	<	0.005	PPM(V/V)	D
OU6	W-854-1834	10/5/21		1,2-Dichlorotetrafluoroethane	<	0.005	PPM(V/V)	D
OU6	W-854-1834	10/5/21		Isopropyl Alcohol	<	0.005	PPM(V/V)	D
OU6	W-854-1834	10/5/21		Methyl t-Butyl Ether	<	0.005	PPM(V/V)	D
OU6	W-854-1834	10/5/21		Methylene chloride	<	0.005	PPM(V/V)	D
OU6	W-854-1834	10/5/21		o-Xylene	<	0.005	PPM(V/V)	D
OU6	W-854-1834	10/5/21		1,1,2,2-Tetrachloroethane	<	0.005	PPM(V/V)	D
OU6	W-854-1834	10/5/21		Tetrachloroethene	<	0.005	PPM(V/V)	D
OU6	W-854-1834	10/5/21		Toluene	<	0.005	PPM(V/V)	D
OU6	W-854-1834	10/5/21		1,1,1-Trichloroethane	<	0.005	PPM(V/V)	D
OU6	W-854-1834	10/5/21		1,1,2-Trichloroethane	<	0.005	PPM(V/V)	D
OU6	W-854-1834	10/5/21		Trichloroethene		0.13	PPM(V/V)	D
OU6	W-854-1834	10/5/21		Trichlorofluoromethane	<	0.005	PPM(V/V)	D
OU6	W-854-1834	10/5/21		1,2,4-Trimethylbenzene	<	0.005	PPM(V/V)	D
OU6	W-854-1834	10/5/21		1,3,5-Trimethylbenzene	<	0.005	PPM(V/V)	D
OU6	W-854-1834	10/5/21		Vinyl chloride	<	0.005	PPM(V/V)	D
OU6	W-854-1834	10/5/21		m- and p-Xylene Isomers	<	0.005	PPM(V/V)	D
OU7	W-830-1807	3/22/21		Benzene	<	0.005	PPM(V/V)	D
OU7	W-830-1807	3/22/21		Bromodichloromethane	<	0.005	PPM(V/V)	D
OU7	W-830-1807	3/22/21		Bromoform	<	0.005	PPM(V/V)	D
OU7	W-830-1807	3/22/21		Bromomethane	<	0.005	PPM(V/V)	D
OU7	W-830-1807	3/22/21		Carbon tetrachloride	<	0.005	PPM(V/V)	D
OU7	W-830-1807	3/22/21		Chlorobenzene	<	0.005	PPM(V/V)	D
OU7	W-830-1807	3/22/21		Chloroethane	<	0.005	PPM(V/V)	D
OU7	W-830-1807	3/22/21		Chloroform	<	0.005	PPM(V/V)	D
OU7	W-830-1807	3/22/21		Chloromethane	<	0.005	PPM(V/V)	D
OU7	W-830-1807	3/22/21		Dibromochloromethane	<	0.005	PPM(V/V)	D
OU7	W-830-1807	3/22/21		1,2-Dichlorobenzene	<	0.005	PPM(V/V)	D
OU7	W-830-1807	3/22/21		1,3-Dichlorobenzene	<	0.005	PPM(V/V)	D
OU7	W-830-1807	3/22/21		1,4-Dichlorobenzene	<	0.005	PPM(V/V)	D
OU7	W-830-1807	3/22/21		Dichlorodifluoromethane	<	0.005	PPM(V/V)	D
OU7	W-830-1807	3/22/21		1,1-Dichloroethane	<	0.005	PPM(V/V)	D
OU7	W-830-1807	3/22/21		1,2-Dichloroethane	<	0.005	PPM(V/V)	D
OU7	W-830-1807	3/22/21		1,1-Dichloroethene	<	0.005	PPM(V/V)	D
OU7	W-830-1807	3/22/21		cis-1,2-Dichloroethene	<	0.005	PPM(V/V)	D
OU7	W-830-1807	3/22/21		trans-1,2-Dichloroethene	<	0.005	PPM(V/V)	D
OU7	W-830-1807	3/22/21		1,2-Dichloroethene (total)	<	0.01	PPM(V/V)	D
OU7	W-830-1807	3/22/21		1,2-Dichloropropane	<	0.005	PPM(V/V)	D
OU7	W-830-1807	3/22/21		cis-1,3-Dichloropropene	<	0.005	PPM(V/V)	D
OU7	W-830-1807	3/22/21		trans-1,3-Dichloropropene	<	0.005	PPM(V/V)	D
OU7	W-830-1807	3/22/21		Ethylbenzene	<	0.005	PPM(V/V)	D
OU7	W-830-1807	3/22/21		Ethylene Dibromide	<	0.005	PPM(V/V)	D
OU7	W-830-1807	3/22/21		Trichlorotrifluoroethane	<	0.005	PPM(V/V)	D
OU7	W-830-1807	3/22/21		1,2-Dichlorotetrafluoroethane	<	0.005	PPM(V/V)	D
OU7	W-830-1807	3/22/21		Isopropyl Alcohol	<	0.005	PPM(V/V)	D
OU7	W-830-1807	3/22/21		Methyl t-Butyl Ether	<	0.005	PPM(V/V)	D
OU7	W-830-1807	3/22/21		Methylene chloride	<	0.005	PPM(V/V)	D
OU7	W-830-1807	3/22/21		o-Xylene	<	0.005	PPM(V/V)	D
OU7	W-830-1807	3/22/21		1,1,2,2-Tetrachloroethane	<	0.005	PPM(V/V)	D
OU7	W-830-1807	3/22/21		Tetrachloroethene	<	0.005	PPM(V/V)	D
OU7	W-830-1807	3/22/21		Toluene	<	0.005	PPM(V/V)	D
OU7	W-830-1807	3/22/21		1,1,1-Trichloroethane	<	0.005	PPM(V/V)	D
OU7	W-830-1807	3/22/21		1,1,2-Trichloroethane	<	0.005	PPM(V/V)	D
OU7	W-830-1807	3/22/21		Trichloroethene		0.26	PPM(V/V)	D
OU7	W-830-1807	3/22/21		Trichlorofluoromethane	<	0.005	PPM(V/V)	D
OU7	W-830-1807	3/22/21		1,2,4-Trimethylbenzene	<	0.005	PPM(V/V)	D
OU7	W-830-1807	3/22/21		1,3,5-Trimethylbenzene	<	0.005	PPM(V/V)	D
OU7	W-830-1807	3/22/21		Vinyl chloride	<	0.005	PPM(V/V)	D
OU7	W-830-1807	3/22/21		m- and p-Xylene Isomers	<	0.005	PPM(V/V)	D
OU7	W-830-1807	4/27/21		Benzene	<	0.005	PPM(V/V)	D
OU7	W-830-1807	4/27/21		Bromodichloromethane	<	0.005	PPM(V/V)	D
OU7	W-830-1807	4/27/21		Bromoform	<	0.005	PPM(V/V)	D
OU7	W-830-1807	4/27/21		Bromomethane	<	0.005	PPM(V/V)	D
OU7	W-830-1807	4/27/21		Carbon tetrachloride	<	0.005	PPM(V/V)	D
OU7	W-830-1807	4/27/21		Chlorobenzene	<	0.005	PPM(V/V)	D

Attachment 1. Table 2. Soil vapor analytical data collected from wells, Site 300, 2021.

OU	Location	Date	Sample Type	Parameter	LOS Indicator	Result	Units	QA Flag
OU7	W-830-1807	4/27/21		Chloroethane	<	0.005	PPM(V/V)	D
OU7	W-830-1807	4/27/21		Chloroform	<	0.005	PPM(V/V)	D
OU7	W-830-1807	4/27/21		Chloromethane	<	0.005	PPM(V/V)	D
OU7	W-830-1807	4/27/21		Dibromochloromethane	<	0.005	PPM(V/V)	D
OU7	W-830-1807	4/27/21		1,2-Dichlorobenzene	<	0.005	PPM(V/V)	D
OU7	W-830-1807	4/27/21		1,3-Dichlorobenzene	<	0.005	PPM(V/V)	D
OU7	W-830-1807	4/27/21		1,4-Dichlorobenzene	<	0.005	PPM(V/V)	D
OU7	W-830-1807	4/27/21		Dichlorodifluoromethane	<	0.005	PPM(V/V)	D
OU7	W-830-1807	4/27/21		1,1-Dichloroethane	<	0.005	PPM(V/V)	D
OU7	W-830-1807	4/27/21		1,2-Dichloroethane	<	0.005	PPM(V/V)	D
OU7	W-830-1807	4/27/21		1,1-Dichloroethene	<	0.005	PPM(V/V)	D
OU7	W-830-1807	4/27/21		cis-1,2-Dichloroethene	<	0.005	PPM(V/V)	D
OU7	W-830-1807	4/27/21		trans-1,2-Dichloroethene	<	0.005	PPM(V/V)	D
OU7	W-830-1807	4/27/21		1,2-Dichloroethene (total)	<	0.01	PPM(V/V)	D
OU7	W-830-1807	4/27/21		1,2-Dichloropropane	<	0.005	PPM(V/V)	D
OU7	W-830-1807	4/27/21		cis-1,3-Dichloropropene	<	0.005	PPM(V/V)	D
OU7	W-830-1807	4/27/21		trans-1,3-Dichloropropene	<	0.005	PPM(V/V)	D
OU7	W-830-1807	4/27/21		Ethylbenzene	<	0.005	PPM(V/V)	D
OU7	W-830-1807	4/27/21		Ethylene Dibromide	<	0.005	PPM(V/V)	D
OU7	W-830-1807	4/27/21		Trichlorotrifluoroethane	<	0.005	PPM(V/V)	D
OU7	W-830-1807	4/27/21		1,2-Dichlorotetrafluoroethane	<	0.005	PPM(V/V)	D
OU7	W-830-1807	4/27/21		Isopropyl Alcohol	<	0.005	PPM(V/V)	D
OU7	W-830-1807	4/27/21		Methyl t-Butyl Ether	<	0.005	PPM(V/V)	D
OU7	W-830-1807	4/27/21		Methylene chloride	<	0.005	PPM(V/V)	D
OU7	W-830-1807	4/27/21		o-Xylene	<	0.005	PPM(V/V)	D
OU7	W-830-1807	4/27/21		1,1,2,2-Tetrachloroethane	<	0.005	PPM(V/V)	D
OU7	W-830-1807	4/27/21		Tetrachloroethene	<	0.005	PPM(V/V)	D
OU7	W-830-1807	4/27/21		Toluene	<	0.005	PPM(V/V)	D
OU7	W-830-1807	4/27/21		1,1,1-Trichloroethane	<	0.005	PPM(V/V)	D
OU7	W-830-1807	4/27/21		1,1,2-Trichloroethane	<	0.005	PPM(V/V)	D
OU7	W-830-1807	4/27/21		Trichloroethene		0.44	PPM(V/V)	D
OU7	W-830-1807	4/27/21		Trichlorofluoromethane	<	0.005	PPM(V/V)	D
OU7	W-830-1807	4/27/21		1,2,4-Trimethylbenzene	<	0.005	PPM(V/V)	D
OU7	W-830-1807	4/27/21		1,3,5-Trimethylbenzene	<	0.005	PPM(V/V)	D
OU7	W-830-1807	4/27/21		Vinyl chloride	<	0.005	PPM(V/V)	D
OU7	W-830-1807	4/27/21		m- and p-Xylene Isomers	<	0.005	PPM(V/V)	D
OU7	W-830-1807	7/26/21		Benzene	<	0.005	PPM(V/V)	D
OU7	W-830-1807	7/26/21		Bromodichloromethane	<	0.005	PPM(V/V)	D
OU7	W-830-1807	7/26/21		Bromoform	<	0.005	PPM(V/V)	D
OU7	W-830-1807	7/26/21		Bromomethane	<	0.005	PPM(V/V)	D
OU7	W-830-1807	7/26/21		Carbon tetrachloride	<	0.005	PPM(V/V)	D
OU7	W-830-1807	7/26/21		Chlorobenzene	<	0.005	PPM(V/V)	D
OU7	W-830-1807	7/26/21		Chloroethane	<	0.005	PPM(V/V)	D
OU7	W-830-1807	7/26/21		Chloroform	<	0.005	PPM(V/V)	D
OU7	W-830-1807	7/26/21		Chloromethane	<	0.005	PPM(V/V)	D
OU7	W-830-1807	7/26/21		Dibromochloromethane	<	0.005	PPM(V/V)	D
OU7	W-830-1807	7/26/21		1,2-Dichlorobenzene	<	0.005	PPM(V/V)	D
OU7	W-830-1807	7/26/21		1,3-Dichlorobenzene	<	0.005	PPM(V/V)	D
OU7	W-830-1807	7/26/21		1,4-Dichlorobenzene	<	0.005	PPM(V/V)	D
OU7	W-830-1807	7/26/21		Dichlorodifluoromethane	<	0.005	PPM(V/V)	D
OU7	W-830-1807	7/26/21		1,1-Dichloroethane	<	0.005	PPM(V/V)	D
OU7	W-830-1807	7/26/21		1,2-Dichloroethane	<	0.005	PPM(V/V)	D
OU7	W-830-1807	7/26/21		1,1-Dichloroethene	<	0.005	PPM(V/V)	D
OU7	W-830-1807	7/26/21		cis-1,2-Dichloroethene	<	0.005	PPM(V/V)	D
OU7	W-830-1807	7/26/21		trans-1,2-Dichloroethene	<	0.005	PPM(V/V)	D
OU7	W-830-1807	7/26/21		1,2-Dichloroethene (total)	<	0.01	PPM(V/V)	D
OU7	W-830-1807	7/26/21		1,2-Dichloropropane	<	0.005	PPM(V/V)	D
OU7	W-830-1807	7/26/21		cis-1,3-Dichloropropene	<	0.005	PPM(V/V)	D
OU7	W-830-1807	7/26/21		trans-1,3-Dichloropropene	<	0.005	PPM(V/V)	D
OU7	W-830-1807	7/26/21		Ethylbenzene	<	0.005	PPM(V/V)	D
OU7	W-830-1807	7/26/21		Ethylene Dibromide	<	0.005	PPM(V/V)	D
OU7	W-830-1807	7/26/21		Trichlorotrifluoroethane	<	0.005	PPM(V/V)	D
OU7	W-830-1807	7/26/21		1,2-Dichlorotetrafluoroethane	<	0.005	PPM(V/V)	D
OU7	W-830-1807	7/26/21		Isopropyl Alcohol	<	0.005	PPM(V/V)	D
OU7	W-830-1807	7/26/21		Methyl t-Butyl Ether	<	0.005	PPM(V/V)	D
OU7	W-830-1807	7/26/21		Methylene chloride	<	0.005	PPM(V/V)	D

Attachment 1. Table 2. Soil vapor analytical data collected from wells, Site 300, 2021.

OU	Location	Date	Sample Type	Parameter	LOS Indicator	Result	Units	QA Flag
OU7	W-830-1807	7/26/21		o-Xylene	<	0.005	PPM(V/V)	D
OU7	W-830-1807	7/26/21		1,1,2,2-Tetrachloroethane	<	0.005	PPM(V/V)	D
OU7	W-830-1807	7/26/21		Tetrachloroethene	<	0.005	PPM(V/V)	D
OU7	W-830-1807	7/26/21		Toluene	<	0.005	PPM(V/V)	D
OU7	W-830-1807	7/26/21		1,1,1-Trichloroethane	<	0.005	PPM(V/V)	D
OU7	W-830-1807	7/26/21		1,1,2-Trichloroethane	<	0.005	PPM(V/V)	D
OU7	W-830-1807	7/26/21		Trichloroethene		0.27	PPM(V/V)	D
OU7	W-830-1807	7/26/21		Trichlorofluoromethane	<	0.005	PPM(V/V)	D
OU7	W-830-1807	7/26/21		1,2,4-Trimethylbenzene	<	0.005	PPM(V/V)	D
OU7	W-830-1807	7/26/21		1,3,5-Trimethylbenzene	<	0.005	PPM(V/V)	D
OU7	W-830-1807	7/26/21		Vinyl chloride	<	0.005	PPM(V/V)	D
OU7	W-830-1807	7/26/21		m- and p-Xylene Isomers	<	0.005	PPM(V/V)	D
OU7	W-830-1807	10/19/21		Benzene	<	0.01	PPM(V/V)	D
OU7	W-830-1807	10/19/21		Bromodichloromethane	<	0.01	PPM(V/V)	D
OU7	W-830-1807	10/19/21		Bromoform	<	0.01	PPM(V/V)	D
OU7	W-830-1807	10/19/21		Bromomethane	<	0.01	PPM(V/V)	D
OU7	W-830-1807	10/19/21		Carbon tetrachloride	<	0.01	PPM(V/V)	D
OU7	W-830-1807	10/19/21		Chlorobenzene	<	0.01	PPM(V/V)	D
OU7	W-830-1807	10/19/21		Chloroethane	<	0.01	PPM(V/V)	D
OU7	W-830-1807	10/19/21		Chloroform	<	0.01	PPM(V/V)	D
OU7	W-830-1807	10/19/21		Chloromethane	<	0.01	PPM(V/V)	D
OU7	W-830-1807	10/19/21		Dibromochloromethane	<	0.01	PPM(V/V)	D
OU7	W-830-1807	10/19/21		1,2-Dichlorobenzene	<	0.01	PPM(V/V)	D
OU7	W-830-1807	10/19/21		1,3-Dichlorobenzene	<	0.01	PPM(V/V)	D
OU7	W-830-1807	10/19/21		1,4-Dichlorobenzene	<	0.01	PPM(V/V)	D
OU7	W-830-1807	10/19/21		Dichlorodifluoromethane	<	0.01	PPM(V/V)	D
OU7	W-830-1807	10/19/21		1,1-Dichloroethane	<	0.01	PPM(V/V)	D
OU7	W-830-1807	10/19/21		1,2-Dichloroethane	<	0.01	PPM(V/V)	D
OU7	W-830-1807	10/19/21		1,1-Dichloroethene	<	0.01	PPM(V/V)	D
OU7	W-830-1807	10/19/21		cis-1,2-Dichloroethene	<	0.01	PPM(V/V)	D
OU7	W-830-1807	10/19/21		trans-1,2-Dichloroethene	<	0.01	PPM(V/V)	D
OU7	W-830-1807	10/19/21		1,2-Dichloroethene (total)	<	0.02	PPM(V/V)	D
OU7	W-830-1807	10/19/21		1,2-Dichloropropane	<	0.01	PPM(V/V)	D
OU7	W-830-1807	10/19/21		cis-1,3-Dichloropropene	<	0.01	PPM(V/V)	D
OU7	W-830-1807	10/19/21		trans-1,3-Dichloropropene	<	0.01	PPM(V/V)	D
OU7	W-830-1807	10/19/21		Ethylbenzene	<	0.01	PPM(V/V)	D
OU7	W-830-1807	10/19/21		Ethylene Dibromide	<	0.01	PPM(V/V)	D
OU7	W-830-1807	10/19/21		Trichlorotrifluoroethane	<	0.01	PPM(V/V)	D
OU7	W-830-1807	10/19/21		1,2-Dichlorotetrafluoroethane	<	0.01	PPM(V/V)	D
OU7	W-830-1807	10/19/21		Isopropyl Alcohol	<	0.01	PPM(V/V)	D
OU7	W-830-1807	10/19/21		Methyl t-Butyl Ether	<	0.01	PPM(V/V)	D
OU7	W-830-1807	10/19/21		Methylene chloride	<	0.01	PPM(V/V)	D
OU7	W-830-1807	10/19/21		o-Xylene	<	0.01	PPM(V/V)	D
OU7	W-830-1807	10/19/21		1,1,2,2-Tetrachloroethane	<	0.01	PPM(V/V)	D
OU7	W-830-1807	10/19/21		Tetrachloroethene	<	0.01	PPM(V/V)	D
OU7	W-830-1807	10/19/21		Toluene	<	0.01	PPM(V/V)	D
OU7	W-830-1807	10/19/21		1,1,1-Trichloroethane	<	0.01	PPM(V/V)	D
OU7	W-830-1807	10/19/21		1,1,2-Trichloroethane	<	0.01	PPM(V/V)	D
OU7	W-830-1807	10/19/21		Trichloroethene		0.4	PPM(V/V)	D
OU7	W-830-1807	10/19/21		Trichlorofluoromethane	<	0.01	PPM(V/V)	D
OU7	W-830-1807	10/19/21		1,2,4-Trimethylbenzene	<	0.01	PPM(V/V)	D
OU7	W-830-1807	10/19/21		1,3,5-Trimethylbenzene	<	0.01	PPM(V/V)	D
OU7	W-830-1807	10/19/21		Vinyl chloride	<	0.01	PPM(V/V)	D
OU7	W-830-1807	10/19/21		m- and p-Xylene Isomers	<	0.01	PPM(V/V)	D
OU7	W-830-49	3/22/21		Benzene	<	0.005	PPM(V/V)	D
OU7	W-830-49	3/22/21		Bromodichloromethane	<	0.005	PPM(V/V)	D
OU7	W-830-49	3/22/21		Bromoform	<	0.005	PPM(V/V)	D
OU7	W-830-49	3/22/21		Bromomethane	<	0.005	PPM(V/V)	D
OU7	W-830-49	3/22/21		Carbon tetrachloride	<	0.005	PPM(V/V)	D
OU7	W-830-49	3/22/21		Chlorobenzene	<	0.005	PPM(V/V)	D
OU7	W-830-49	3/22/21		Chloroethane	<	0.005	PPM(V/V)	D
OU7	W-830-49	3/22/21		Chloroform	<	0.005	PPM(V/V)	D
OU7	W-830-49	3/22/21		Chloromethane	<	0.005	PPM(V/V)	D
OU7	W-830-49	3/22/21		Dibromochloromethane	<	0.005	PPM(V/V)	D
OU7	W-830-49	3/22/21		1,2-Dichlorobenzene	<	0.005	PPM(V/V)	D
OU7	W-830-49	3/22/21		1,3-Dichlorobenzene	<	0.005	PPM(V/V)	D

Attachment 1. Table 2. Soil vapor analytical data collected from wells, Site 300, 2021.

OU	Location	Date	Sample Type	Parameter	LOS Indicator	Result	Units	QA Flag
OU7	W-830-49	3/22/21		1,4-Dichlorobenzene	<	0.005	PPM(V/V)	D
OU7	W-830-49	3/22/21		Dichlorodifluoromethane	<	0.005	PPM(V/V)	D
OU7	W-830-49	3/22/21		1,1-Dichloroethane	<	0.005	PPM(V/V)	D
OU7	W-830-49	3/22/21		1,2-Dichloroethane	<	0.005	PPM(V/V)	D
OU7	W-830-49	3/22/21		1,1-Dichloroethene	<	0.005	PPM(V/V)	D
OU7	W-830-49	3/22/21		cis-1,2-Dichloroethene	<	0.005	PPM(V/V)	D
OU7	W-830-49	3/22/21		trans-1,2-Dichloroethene	<	0.005	PPM(V/V)	D
OU7	W-830-49	3/22/21		1,2-Dichloroethene (total)	<	0.01	PPM(V/V)	D
OU7	W-830-49	3/22/21		1,2-Dichloropropane	<	0.005	PPM(V/V)	D
OU7	W-830-49	3/22/21		cis-1,3-Dichloropropene	<	0.005	PPM(V/V)	D
OU7	W-830-49	3/22/21		trans-1,3-Dichloropropene	<	0.005	PPM(V/V)	D
OU7	W-830-49	3/22/21		Ethylbenzene	<	0.005	PPM(V/V)	D
OU7	W-830-49	3/22/21		Ethylene Dibromide	<	0.005	PPM(V/V)	D
OU7	W-830-49	3/22/21		Trichlorotrifluoroethane	<	0.005	PPM(V/V)	D
OU7	W-830-49	3/22/21		1,2-Dichlorotetrafluoroethane	<	0.005	PPM(V/V)	D
OU7	W-830-49	3/22/21		Isopropyl Alcohol	<	0.005	PPM(V/V)	D
OU7	W-830-49	3/22/21		Methyl t-Butyl Ether	<	0.005	PPM(V/V)	D
OU7	W-830-49	3/22/21		Methylene chloride	<	0.005	PPM(V/V)	D
OU7	W-830-49	3/22/21		o-Xylene	<	0.005	PPM(V/V)	D
OU7	W-830-49	3/22/21		1,1,2,2-Tetrachloroethane	<	0.005	PPM(V/V)	D
OU7	W-830-49	3/22/21		Tetrachloroethene	<	0.005	PPM(V/V)	D
OU7	W-830-49	3/22/21		Toluene	<	0.005	PPM(V/V)	D
OU7	W-830-49	3/22/21		1,1,1-Trichloroethane	<	0.005	PPM(V/V)	D
OU7	W-830-49	3/22/21		1,1,2-Trichloroethane	<	0.005	PPM(V/V)	D
OU7	W-830-49	3/22/21		Trichloroethene		1.2	PPM(V/V)	D
OU7	W-830-49	3/22/21		Trichlorofluoromethane	<	0.005	PPM(V/V)	D
OU7	W-830-49	3/22/21		1,2,4-Trimethylbenzene	<	0.005	PPM(V/V)	D
OU7	W-830-49	3/22/21		1,3,5-Trimethylbenzene	<	0.005	PPM(V/V)	D
OU7	W-830-49	3/22/21		Vinyl chloride	<	0.005	PPM(V/V)	D
OU7	W-830-49	3/22/21		m- and p-Xylene Isomers	<	0.005	PPM(V/V)	D
OU7	W-830-49	4/27/21		Benzene	<	0.05	PPM(V/V)	D
OU7	W-830-49	4/27/21		Bromodichloromethane	<	0.05	PPM(V/V)	D
OU7	W-830-49	4/27/21		Bromoform	<	0.05	PPM(V/V)	D
OU7	W-830-49	4/27/21		Bromomethane	<	0.05	PPM(V/V)	D
OU7	W-830-49	4/27/21		Carbon tetrachloride	<	0.05	PPM(V/V)	D
OU7	W-830-49	4/27/21		Chlorobenzene	<	0.05	PPM(V/V)	D
OU7	W-830-49	4/27/21		Chloroethane	<	0.05	PPM(V/V)	D
OU7	W-830-49	4/27/21		Chloroform	<	0.05	PPM(V/V)	D
OU7	W-830-49	4/27/21		Chloromethane	<	0.05	PPM(V/V)	D
OU7	W-830-49	4/27/21		Dibromochloromethane	<	0.05	PPM(V/V)	D
OU7	W-830-49	4/27/21		1,2-Dichlorobenzene	<	0.05	PPM(V/V)	D
OU7	W-830-49	4/27/21		1,3-Dichlorobenzene	<	0.05	PPM(V/V)	D
OU7	W-830-49	4/27/21		1,4-Dichlorobenzene	<	0.05	PPM(V/V)	D
OU7	W-830-49	4/27/21		Dichlorodifluoromethane	<	0.05	PPM(V/V)	D
OU7	W-830-49	4/27/21		1,1-Dichloroethane	<	0.05	PPM(V/V)	D
OU7	W-830-49	4/27/21		1,2-Dichloroethane	<	0.05	PPM(V/V)	D
OU7	W-830-49	4/27/21		1,1-Dichloroethene	<	0.05	PPM(V/V)	D
OU7	W-830-49	4/27/21		cis-1,2-Dichloroethene	<	0.05	PPM(V/V)	D
OU7	W-830-49	4/27/21		trans-1,2-Dichloroethene	<	0.05	PPM(V/V)	D
OU7	W-830-49	4/27/21		1,2-Dichloroethene (total)	<	0.1	PPM(V/V)	D
OU7	W-830-49	4/27/21		1,2-Dichloropropane	<	0.05	PPM(V/V)	D
OU7	W-830-49	4/27/21		cis-1,3-Dichloropropene	<	0.05	PPM(V/V)	D
OU7	W-830-49	4/27/21		trans-1,3-Dichloropropene	<	0.05	PPM(V/V)	D
OU7	W-830-49	4/27/21		Ethylbenzene	<	0.05	PPM(V/V)	D
OU7	W-830-49	4/27/21		Ethylene Dibromide	<	0.05	PPM(V/V)	D
OU7	W-830-49	4/27/21		Trichlorotrifluoroethane	<	0.05	PPM(V/V)	D
OU7	W-830-49	4/27/21		1,2-Dichlorotetrafluoroethane	<	0.05	PPM(V/V)	D
OU7	W-830-49	4/27/21		Isopropyl Alcohol	<	0.05	PPM(V/V)	D
OU7	W-830-49	4/27/21		Methyl t-Butyl Ether	<	0.05	PPM(V/V)	D
OU7	W-830-49	4/27/21		Methylene chloride	<	0.05	PPM(V/V)	D
OU7	W-830-49	4/27/21		o-Xylene	<	0.05	PPM(V/V)	D
OU7	W-830-49	4/27/21		1,1,2,2-Tetrachloroethane	<	0.05	PPM(V/V)	D
OU7	W-830-49	4/27/21		Tetrachloroethene	<	0.05	PPM(V/V)	D
OU7	W-830-49	4/27/21		Toluene	<	0.05	PPM(V/V)	D
OU7	W-830-49	4/27/21		1,1,1-Trichloroethane	<	0.05	PPM(V/V)	D
OU7	W-830-49	4/27/21		1,1,2-Trichloroethane	<	0.05	PPM(V/V)	D

Attachment 1. Table 2. Soil vapor analytical data collected from wells, Site 300, 2021.

OU	Location	Date	Sample Type	Parameter	LOS Indicator	Result	Units	QA Flag
OU7	W-830-49	4/27/21		Trichloroethene		3.6	PPM(V/V)	D
OU7	W-830-49	4/27/21		Trichlorofluoromethane		< 0.05	PPM(V/V)	D
OU7	W-830-49	4/27/21		1,2,4-Trimethylbenzene		< 0.05	PPM(V/V)	D
OU7	W-830-49	4/27/21		1,3,5-Trimethylbenzene		< 0.05	PPM(V/V)	D
OU7	W-830-49	4/27/21		Vinyl chloride		< 0.05	PPM(V/V)	D
OU7	W-830-49	4/27/21		m- and p-Xylene Isomers		< 0.05	PPM(V/V)	D
OU7	W-830-49	7/26/21		Benzene		< 0.05	PPM(V/V)	D
OU7	W-830-49	7/26/21		Bromodichloromethane		< 0.05	PPM(V/V)	D
OU7	W-830-49	7/26/21		Bromoform		< 0.05	PPM(V/V)	D
OU7	W-830-49	7/26/21		Bromomethane		< 0.05	PPM(V/V)	D
OU7	W-830-49	7/26/21		Carbon tetrachloride		< 0.05	PPM(V/V)	D
OU7	W-830-49	7/26/21		Chlorobenzene		< 0.05	PPM(V/V)	D
OU7	W-830-49	7/26/21		Chloroethane		< 0.05	PPM(V/V)	D
OU7	W-830-49	7/26/21		Chloroform		< 0.05	PPM(V/V)	D
OU7	W-830-49	7/26/21		Chloromethane		< 0.05	PPM(V/V)	D
OU7	W-830-49	7/26/21		Dibromochloromethane		< 0.05	PPM(V/V)	D
OU7	W-830-49	7/26/21		1,2-Dichlorobenzene		< 0.05	PPM(V/V)	D
OU7	W-830-49	7/26/21		1,3-Dichlorobenzene		< 0.05	PPM(V/V)	D
OU7	W-830-49	7/26/21		1,4-Dichlorobenzene		< 0.05	PPM(V/V)	D
OU7	W-830-49	7/26/21		Dichlorodifluoromethane		< 0.05	PPM(V/V)	D
OU7	W-830-49	7/26/21		1,1-Dichloroethane		< 0.05	PPM(V/V)	D
OU7	W-830-49	7/26/21		1,2-Dichloroethane		< 0.05	PPM(V/V)	D
OU7	W-830-49	7/26/21		1,1-Dichloroethene		< 0.05	PPM(V/V)	D
OU7	W-830-49	7/26/21		cis-1,2-Dichloroethene		< 0.05	PPM(V/V)	D
OU7	W-830-49	7/26/21		trans-1,2-Dichloroethene		< 0.05	PPM(V/V)	D
OU7	W-830-49	7/26/21		1,2-Dichloroethene (total)		< 0.1	PPM(V/V)	D
OU7	W-830-49	7/26/21		1,2-Dichloropropane		< 0.05	PPM(V/V)	D
OU7	W-830-49	7/26/21		cis-1,3-Dichloropropene		< 0.05	PPM(V/V)	D
OU7	W-830-49	7/26/21		trans-1,3-Dichloropropene		< 0.05	PPM(V/V)	D
OU7	W-830-49	7/26/21		Ethylbenzene		< 0.05	PPM(V/V)	D
OU7	W-830-49	7/26/21		Ethylene Dibromide		< 0.05	PPM(V/V)	D
OU7	W-830-49	7/26/21		Trichlorotrifluoroethane		< 0.05	PPM(V/V)	D
OU7	W-830-49	7/26/21		1,2-Dichlorotetrafluoroethane		< 0.05	PPM(V/V)	D
OU7	W-830-49	7/26/21		Isopropyl Alcohol		< 0.05	PPM(V/V)	D
OU7	W-830-49	7/26/21		Methyl t-Butyl Ether		< 0.05	PPM(V/V)	D
OU7	W-830-49	7/26/21		Methylene chloride		< 0.05	PPM(V/V)	D
OU7	W-830-49	7/26/21		o-Xylene		< 0.05	PPM(V/V)	D
OU7	W-830-49	7/26/21		1,1,2,2-Tetrachloroethane		< 0.05	PPM(V/V)	D
OU7	W-830-49	7/26/21		Tetrachloroethene		< 0.05	PPM(V/V)	D
OU7	W-830-49	7/26/21		Toluene		< 0.05	PPM(V/V)	D
OU7	W-830-49	7/26/21		1,1,1-Trichloroethane		< 0.05	PPM(V/V)	D
OU7	W-830-49	7/26/21		1,1,2-Trichloroethane		< 0.05	PPM(V/V)	D
OU7	W-830-49	7/26/21		Trichloroethene		4.7	PPM(V/V)	D
OU7	W-830-49	7/26/21		Trichlorofluoromethane		< 0.05	PPM(V/V)	D
OU7	W-830-49	7/26/21		1,2,4-Trimethylbenzene		< 0.05	PPM(V/V)	D
OU7	W-830-49	7/26/21		1,3,5-Trimethylbenzene		< 0.05	PPM(V/V)	D
OU7	W-830-49	7/26/21		Vinyl chloride		< 0.05	PPM(V/V)	D
OU7	W-830-49	7/26/21		m- and p-Xylene Isomers		< 0.05	PPM(V/V)	D
OU7	W-830-49	10/19/21		Benzene		< 0.05	PPM(V/V)	D
OU7	W-830-49	10/19/21		Bromodichloromethane		< 0.05	PPM(V/V)	D
OU7	W-830-49	10/19/21		Bromoform		< 0.05	PPM(V/V)	D
OU7	W-830-49	10/19/21		Bromomethane		< 0.05	PPM(V/V)	D
OU7	W-830-49	10/19/21		Carbon tetrachloride		< 0.05	PPM(V/V)	D
OU7	W-830-49	10/19/21		Chlorobenzene		< 0.05	PPM(V/V)	D
OU7	W-830-49	10/19/21		Chloroethane		< 0.05	PPM(V/V)	D
OU7	W-830-49	10/19/21		Chloroform		< 0.05	PPM(V/V)	D
OU7	W-830-49	10/19/21		Chloromethane		< 0.05	PPM(V/V)	D
OU7	W-830-49	10/19/21		Dibromochloromethane		< 0.05	PPM(V/V)	D
OU7	W-830-49	10/19/21		1,2-Dichlorobenzene		< 0.05	PPM(V/V)	D
OU7	W-830-49	10/19/21		1,3-Dichlorobenzene		< 0.05	PPM(V/V)	D
OU7	W-830-49	10/19/21		1,4-Dichlorobenzene		< 0.05	PPM(V/V)	D
OU7	W-830-49	10/19/21		Dichlorodifluoromethane		< 0.05	PPM(V/V)	D
OU7	W-830-49	10/19/21		1,1-Dichloroethane		< 0.05	PPM(V/V)	D
OU7	W-830-49	10/19/21		1,2-Dichloroethane		< 0.05	PPM(V/V)	D
OU7	W-830-49	10/19/21		1,1-Dichloroethene		< 0.05	PPM(V/V)	D
OU7	W-830-49	10/19/21		cis-1,2-Dichloroethene		< 0.05	PPM(V/V)	D

Attachment 1. Table 2. Soil vapor analytical data collected from wells, Site 300, 2021.

OU	Location	Date	Sample Type	Parameter	LOS Indicator	Result	Units	QA Flag
OU7	W-830-49	10/19/21		trans-1,2-Dichloroethene	<	0.05	PPM(V/V)	D
OU7	W-830-49	10/19/21		1,2-Dichloroethene (total)	<	0.1	PPM(V/V)	D
OU7	W-830-49	10/19/21		1,2-Dichloropropane	<	0.05	PPM(V/V)	D
OU7	W-830-49	10/19/21		cis-1,3-Dichloropropene	<	0.05	PPM(V/V)	D
OU7	W-830-49	10/19/21		trans-1,3-Dichloropropene	<	0.05	PPM(V/V)	D
OU7	W-830-49	10/19/21		Ethylbenzene	<	0.05	PPM(V/V)	D
OU7	W-830-49	10/19/21		Ethylene Dibromide	<	0.05	PPM(V/V)	D
OU7	W-830-49	10/19/21		Trichlorotrifluoroethane	<	0.05	PPM(V/V)	D
OU7	W-830-49	10/19/21		1,2-Dichlorotetrafluoroethane	<	0.05	PPM(V/V)	D
OU7	W-830-49	10/19/21		Isopropyl Alcohol	<	0.05	PPM(V/V)	D
OU7	W-830-49	10/19/21		Methyl t-Butyl Ether	<	0.05	PPM(V/V)	D
OU7	W-830-49	10/19/21		Methylene chloride	<	0.05	PPM(V/V)	D
OU7	W-830-49	10/19/21		o-Xylene	<	0.05	PPM(V/V)	D
OU7	W-830-49	10/19/21		1,1,2,2-Tetrachloroethane	<	0.05	PPM(V/V)	D
OU7	W-830-49	10/19/21		Tetrachloroethene	<	0.05	PPM(V/V)	D
OU7	W-830-49	10/19/21		Toluene	<	0.05	PPM(V/V)	D
OU7	W-830-49	10/19/21		1,1,1-Trichloroethane	<	0.05	PPM(V/V)	D
OU7	W-830-49	10/19/21		1,1,2-Trichloroethane	<	0.05	PPM(V/V)	D
OU7	W-830-49	10/19/21		Trichloroethene		4.5	PPM(V/V)	D
OU7	W-830-49	10/19/21		Trichlorofluoromethane	<	0.05	PPM(V/V)	D
OU7	W-830-49	10/19/21		1,2,4-Trimethylbenzene	<	0.05	PPM(V/V)	D
OU7	W-830-49	10/19/21		1,3,5-Trimethylbenzene	<	0.05	PPM(V/V)	D
OU7	W-830-49	10/19/21		Vinyl chloride	<	0.05	PPM(V/V)	D
OU7	W-830-49	10/19/21		m- and p-Xylene Isomers	<	0.05	PPM(V/V)	D
OU7	W-832-12	3/22/21		Benzene	<	0.005	PPM(V/V)	D
OU7	W-832-12	3/22/21		Bromodichloromethane	<	0.005	PPM(V/V)	D
OU7	W-832-12	3/22/21		Bromoform	<	0.005	PPM(V/V)	D
OU7	W-832-12	3/22/21		Bromomethane	<	0.005	PPM(V/V)	D
OU7	W-832-12	3/22/21		Carbon tetrachloride	<	0.005	PPM(V/V)	D
OU7	W-832-12	3/22/21		Chlorobenzene	<	0.005	PPM(V/V)	D
OU7	W-832-12	3/22/21		Chloroethane	<	0.005	PPM(V/V)	D
OU7	W-832-12	3/22/21		Chloroform	<	0.005	PPM(V/V)	D
OU7	W-832-12	3/22/21		Chloromethane	<	0.005	PPM(V/V)	D
OU7	W-832-12	3/22/21		Dibromochloromethane	<	0.005	PPM(V/V)	D
OU7	W-832-12	3/22/21		1,2-Dichlorobenzene	<	0.005	PPM(V/V)	D
OU7	W-832-12	3/22/21		1,3-Dichlorobenzene	<	0.005	PPM(V/V)	D
OU7	W-832-12	3/22/21		1,4-Dichlorobenzene	<	0.005	PPM(V/V)	D
OU7	W-832-12	3/22/21		Dichlorodifluoromethane	<	0.005	PPM(V/V)	D
OU7	W-832-12	3/22/21		1,1-Dichloroethane	<	0.005	PPM(V/V)	D
OU7	W-832-12	3/22/21		1,2-Dichloroethane	<	0.005	PPM(V/V)	D
OU7	W-832-12	3/22/21		1,1-Dichloroethene	<	0.005	PPM(V/V)	D
OU7	W-832-12	3/22/21		cis-1,2-Dichloroethene	<	0.005	PPM(V/V)	D
OU7	W-832-12	3/22/21		trans-1,2-Dichloroethene	<	0.005	PPM(V/V)	D
OU7	W-832-12	3/22/21		1,2-Dichloroethene (total)	<	0.01	PPM(V/V)	D
OU7	W-832-12	3/22/21		1,2-Dichloropropane	<	0.005	PPM(V/V)	D
OU7	W-832-12	3/22/21		cis-1,3-Dichloropropene	<	0.005	PPM(V/V)	D
OU7	W-832-12	3/22/21		trans-1,3-Dichloropropene	<	0.005	PPM(V/V)	D
OU7	W-832-12	3/22/21		Ethylbenzene	<	0.005	PPM(V/V)	D
OU7	W-832-12	3/22/21		Ethylene Dibromide	<	0.005	PPM(V/V)	D
OU7	W-832-12	3/22/21		Trichlorotrifluoroethane	<	0.005	PPM(V/V)	D
OU7	W-832-12	3/22/21		1,2-Dichlorotetrafluoroethane	<	0.005	PPM(V/V)	D
OU7	W-832-12	3/22/21		Isopropyl Alcohol	<	0.005	PPM(V/V)	D
OU7	W-832-12	3/22/21		Methyl t-Butyl Ether	<	0.005	PPM(V/V)	D
OU7	W-832-12	3/22/21		Methylene chloride	<	0.005	PPM(V/V)	D
OU7	W-832-12	3/22/21		o-Xylene	<	0.005	PPM(V/V)	D
OU7	W-832-12	3/22/21		1,1,2,2-Tetrachloroethane	<	0.005	PPM(V/V)	D
OU7	W-832-12	3/22/21		Tetrachloroethene	<	0.005	PPM(V/V)	D
OU7	W-832-12	3/22/21		Toluene	<	0.005	PPM(V/V)	D
OU7	W-832-12	3/22/21		1,1,1-Trichloroethane	<	0.005	PPM(V/V)	D
OU7	W-832-12	3/22/21		1,1,2-Trichloroethane	<	0.005	PPM(V/V)	D
OU7	W-832-12	3/22/21		Trichloroethene		0.42	PPM(V/V)	D
OU7	W-832-12	3/22/21		Trichlorofluoromethane	<	0.005	PPM(V/V)	D
OU7	W-832-12	3/22/21		1,2,4-Trimethylbenzene	<	0.005	PPM(V/V)	D
OU7	W-832-12	3/22/21		1,3,5-Trimethylbenzene	<	0.005	PPM(V/V)	D
OU7	W-832-12	3/22/21		Vinyl chloride	<	0.005	PPM(V/V)	D
OU7	W-832-12	3/22/21		m- and p-Xylene Isomers	<	0.005	PPM(V/V)	D

Attachment 1. Table 2. Soil vapor analytical data collected from wells, Site 300, 2021.

OU	Location	Date	Sample Type	Parameter	LOS Indicator	Result	Units	QA Flag
OU7	W-832-12	9/8/21		Benzene	<	0.005	PPM(V/V)	D
OU7	W-832-12	9/8/21		Bromodichloromethane	<	0.005	PPM(V/V)	D
OU7	W-832-12	9/8/21		Bromoform	<	0.005	PPM(V/V)	D
OU7	W-832-12	9/8/21		Bromomethane	<	0.005	PPM(V/V)	D
OU7	W-832-12	9/8/21		Carbon tetrachloride	<	0.005	PPM(V/V)	D
OU7	W-832-12	9/8/21		Chlorobenzene	<	0.005	PPM(V/V)	D
OU7	W-832-12	9/8/21		Chloroethane	<	0.005	PPM(V/V)	D
OU7	W-832-12	9/8/21		Chloroform	<	0.005	PPM(V/V)	D
OU7	W-832-12	9/8/21		Chloromethane		0.0069	PPM(V/V)	D
OU7	W-832-12	9/8/21		Dibromochloromethane	<	0.005	PPM(V/V)	D
OU7	W-832-12	9/8/21		1,2-Dichlorobenzene	<	0.005	PPM(V/V)	D
OU7	W-832-12	9/8/21		1,3-Dichlorobenzene	<	0.005	PPM(V/V)	D
OU7	W-832-12	9/8/21		1,4-Dichlorobenzene	<	0.005	PPM(V/V)	D
OU7	W-832-12	9/8/21		Dichlorodifluoromethane	<	0.005	PPM(V/V)	D
OU7	W-832-12	9/8/21		1,1-Dichloroethane	<	0.005	PPM(V/V)	D
OU7	W-832-12	9/8/21		1,2-Dichloroethane	<	0.005	PPM(V/V)	D
OU7	W-832-12	9/8/21		1,1-Dichloroethene	<	0.005	PPM(V/V)	D
OU7	W-832-12	9/8/21		cis-1,2-Dichloroethene	<	0.005	PPM(V/V)	D
OU7	W-832-12	9/8/21		trans-1,2-Dichloroethene	<	0.005	PPM(V/V)	D
OU7	W-832-12	9/8/21		1,2-Dichloroethene (total)	<	0.01	PPM(V/V)	D
OU7	W-832-12	9/8/21		1,2-Dichloropropane	<	0.005	PPM(V/V)	D
OU7	W-832-12	9/8/21		cis-1,3-Dichloropropene	<	0.005	PPM(V/V)	D
OU7	W-832-12	9/8/21		trans-1,3-Dichloropropene	<	0.005	PPM(V/V)	D
OU7	W-832-12	9/8/21		Ethylbenzene	<	0.005	PPM(V/V)	D
OU7	W-832-12	9/8/21		Ethylene Dibromide	<	0.005	PPM(V/V)	D
OU7	W-832-12	9/8/21		Trichlorotrifluoroethane	<	0.005	PPM(V/V)	D
OU7	W-832-12	9/8/21		1,2-Dichlorotetrafluoroethane	<	0.005	PPM(V/V)	D
OU7	W-832-12	9/8/21		Isopropyl Alcohol	<	0.005	PPM(V/V)	D
OU7	W-832-12	9/8/21		Methyl t-Butyl Ether	<	0.005	PPM(V/V)	D
OU7	W-832-12	9/8/21		Methylene chloride	<	0.005	PPM(V/V)	D
OU7	W-832-12	9/8/21		o-Xylene	<	0.005	PPM(V/V)	D
OU7	W-832-12	9/8/21		1,1,2,2-Tetrachloroethane	<	0.005	PPM(V/V)	D
OU7	W-832-12	9/8/21		Tetrachloroethene	<	0.005	PPM(V/V)	D
OU7	W-832-12	9/8/21		Toluene	<	0.005	PPM(V/V)	D
OU7	W-832-12	9/8/21		1,1,1-Trichloroethane	<	0.005	PPM(V/V)	D
OU7	W-832-12	9/8/21		1,1,2-Trichloroethane	<	0.005	PPM(V/V)	D
OU7	W-832-12	9/8/21		Trichloroethene		0.57	PPM(V/V)	D
OU7	W-832-12	9/8/21		Trichlorofluoromethane	<	0.005	PPM(V/V)	D
OU7	W-832-12	9/8/21		1,2,4-Trimethylbenzene	<	0.005	PPM(V/V)	D
OU7	W-832-12	9/8/21		1,3,5-Trimethylbenzene	<	0.005	PPM(V/V)	D
OU7	W-832-12	9/8/21		Vinyl chloride	<	0.005	PPM(V/V)	D
OU7	W-832-12	9/8/21		m- and p-Xylene Isomers	<	0.005	PPM(V/V)	D
OU7	W-832-15	3/22/21		Benzene	<	0.005	PPM(V/V)	D
OU7	W-832-15	3/22/21		Bromodichloromethane	<	0.005	PPM(V/V)	D
OU7	W-832-15	3/22/21		Bromoform	<	0.005	PPM(V/V)	D
OU7	W-832-15	3/22/21		Bromomethane	<	0.005	PPM(V/V)	D
OU7	W-832-15	3/22/21		Carbon tetrachloride	<	0.005	PPM(V/V)	D
OU7	W-832-15	3/22/21		Chlorobenzene	<	0.005	PPM(V/V)	D
OU7	W-832-15	3/22/21		Chloroethane	<	0.005	PPM(V/V)	D
OU7	W-832-15	3/22/21		Chloroform	<	0.005	PPM(V/V)	D
OU7	W-832-15	3/22/21		Chloromethane	<	0.005	PPM(V/V)	D
OU7	W-832-15	3/22/21		Dibromochloromethane	<	0.005	PPM(V/V)	D
OU7	W-832-15	3/22/21		1,2-Dichlorobenzene	<	0.005	PPM(V/V)	D
OU7	W-832-15	3/22/21		1,3-Dichlorobenzene	<	0.005	PPM(V/V)	D
OU7	W-832-15	3/22/21		1,4-Dichlorobenzene	<	0.005	PPM(V/V)	D
OU7	W-832-15	3/22/21		Dichlorodifluoromethane	<	0.005	PPM(V/V)	D
OU7	W-832-15	3/22/21		1,1-Dichloroethane	<	0.005	PPM(V/V)	D
OU7	W-832-15	3/22/21		1,2-Dichloroethane	<	0.005	PPM(V/V)	D
OU7	W-832-15	3/22/21		1,1-Dichloroethene	<	0.005	PPM(V/V)	D
OU7	W-832-15	3/22/21		cis-1,2-Dichloroethene	<	0.005	PPM(V/V)	D
OU7	W-832-15	3/22/21		trans-1,2-Dichloroethene	<	0.005	PPM(V/V)	D
OU7	W-832-15	3/22/21		1,2-Dichloroethene (total)	<	0.01	PPM(V/V)	D
OU7	W-832-15	3/22/21		1,2-Dichloropropane	<	0.005	PPM(V/V)	D
OU7	W-832-15	3/22/21		cis-1,3-Dichloropropene	<	0.005	PPM(V/V)	D
OU7	W-832-15	3/22/21		trans-1,3-Dichloropropene	<	0.005	PPM(V/V)	D
OU7	W-832-15	3/22/21		Ethylbenzene	<	0.005	PPM(V/V)	D

Attachment 1. Table 2. Soil vapor analytical data collected from wells, Site 300, 2021.

OU	Location	Date	Sample Type	Parameter	LOS Indicator	Result	Units	QA Flag
OU7	W-832-15	3/22/21		Ethylene Dibromide	<	0.005	PPM(V/V)	D
OU7	W-832-15	3/22/21		Trichlorotrifluoroethane	<	0.005	PPM(V/V)	D
OU7	W-832-15	3/22/21		1,2-Dichlorotetrafluoroethane	<	0.005	PPM(V/V)	D
OU7	W-832-15	3/22/21		Isopropyl Alcohol	<	0.005	PPM(V/V)	D
OU7	W-832-15	3/22/21		Methyl t-Butyl Ether	<	0.005	PPM(V/V)	D
OU7	W-832-15	3/22/21		Methylene chloride	<	0.005	PPM(V/V)	D
OU7	W-832-15	3/22/21		o-Xylene	<	0.005	PPM(V/V)	D
OU7	W-832-15	3/22/21		1,1,2,2-Tetrachloroethane	<	0.005	PPM(V/V)	D
OU7	W-832-15	3/22/21		Tetrachloroethene	<	0.005	PPM(V/V)	D
OU7	W-832-15	3/22/21		Toluene	<	0.005	PPM(V/V)	D
OU7	W-832-15	3/22/21		1,1,1-Trichloroethane	<	0.005	PPM(V/V)	D
OU7	W-832-15	3/22/21		1,1,2-Trichloroethane	<	0.005	PPM(V/V)	D
OU7	W-832-15	3/22/21		Trichloroethene		0.44	PPM(V/V)	D
OU7	W-832-15	3/22/21		Trichlorofluoromethane	<	0.005	PPM(V/V)	D
OU7	W-832-15	3/22/21		1,2,4-Trimethylbenzene	<	0.005	PPM(V/V)	D
OU7	W-832-15	3/22/21		1,3,5-Trimethylbenzene	<	0.005	PPM(V/V)	D
OU7	W-832-15	3/22/21		Vinyl chloride	<	0.005	PPM(V/V)	D
OU7	W-832-15	3/22/21		m- and p-Xylene Isomers	<	0.005	PPM(V/V)	D
OU7	W-832-15	9/8/21		Benzene	<	0.005	PPM(V/V)	D
OU7	W-832-15	9/8/21		Bromodichloromethane	<	0.005	PPM(V/V)	D
OU7	W-832-15	9/8/21		Bromoform	<	0.005	PPM(V/V)	D
OU7	W-832-15	9/8/21		Bromomethane	<	0.005	PPM(V/V)	D
OU7	W-832-15	9/8/21		Carbon tetrachloride	<	0.005	PPM(V/V)	D
OU7	W-832-15	9/8/21		Chlorobenzene	<	0.005	PPM(V/V)	D
OU7	W-832-15	9/8/21		Chloroethane	<	0.005	PPM(V/V)	D
OU7	W-832-15	9/8/21		Chloroform	<	0.005	PPM(V/V)	D
OU7	W-832-15	9/8/21		Chloromethane	<	0.005	PPM(V/V)	D
OU7	W-832-15	9/8/21		Dibromochloromethane	<	0.005	PPM(V/V)	D
OU7	W-832-15	9/8/21		1,2-Dichlorobenzene	<	0.005	PPM(V/V)	D
OU7	W-832-15	9/8/21		1,3-Dichlorobenzene	<	0.005	PPM(V/V)	D
OU7	W-832-15	9/8/21		1,4-Dichlorobenzene	<	0.005	PPM(V/V)	D
OU7	W-832-15	9/8/21		Dichlorodifluoromethane	<	0.005	PPM(V/V)	D
OU7	W-832-15	9/8/21		1,1-Dichloroethane	<	0.005	PPM(V/V)	D
OU7	W-832-15	9/8/21		1,2-Dichloroethane	<	0.005	PPM(V/V)	D
OU7	W-832-15	9/8/21		1,1-Dichloroethene	<	0.005	PPM(V/V)	D
OU7	W-832-15	9/8/21		cis-1,2-Dichloroethene	<	0.005	PPM(V/V)	D
OU7	W-832-15	9/8/21		trans-1,2-Dichloroethene	<	0.005	PPM(V/V)	D
OU7	W-832-15	9/8/21		1,2-Dichloroethene (total)	<	0.01	PPM(V/V)	D
OU7	W-832-15	9/8/21		1,2-Dichloropropane	<	0.005	PPM(V/V)	D
OU7	W-832-15	9/8/21		cis-1,3-Dichloropropene	<	0.005	PPM(V/V)	D
OU7	W-832-15	9/8/21		trans-1,3-Dichloropropene	<	0.005	PPM(V/V)	D
OU7	W-832-15	9/8/21		Ethylbenzene	<	0.005	PPM(V/V)	D
OU7	W-832-15	9/8/21		Ethylene Dibromide	<	0.005	PPM(V/V)	D
OU7	W-832-15	9/8/21		Trichlorotrifluoroethane	<	0.005	PPM(V/V)	D
OU7	W-832-15	9/8/21		1,2-Dichlorotetrafluoroethane	<	0.005	PPM(V/V)	D
OU7	W-832-15	9/8/21		Isopropyl Alcohol	<	0.005	PPM(V/V)	D
OU7	W-832-15	9/8/21		Methyl t-Butyl Ether	<	0.005	PPM(V/V)	D
OU7	W-832-15	9/8/21		Methylene chloride	<	0.005	PPM(V/V)	D
OU7	W-832-15	9/8/21		o-Xylene	<	0.005	PPM(V/V)	D
OU7	W-832-15	9/8/21		1,1,2,2-Tetrachloroethane	<	0.005	PPM(V/V)	D
OU7	W-832-15	9/8/21		Tetrachloroethene	<	0.005	PPM(V/V)	D
OU7	W-832-15	9/8/21		Toluene	<	0.005	PPM(V/V)	D
OU7	W-832-15	9/8/21		1,1,1-Trichloroethane	<	0.005	PPM(V/V)	D
OU7	W-832-15	9/8/21		1,1,2-Trichloroethane	<	0.005	PPM(V/V)	D
OU7	W-832-15	9/8/21		Trichloroethene		0.75	PPM(V/V)	D
OU7	W-832-15	9/8/21		Trichlorofluoromethane	<	0.005	PPM(V/V)	D
OU7	W-832-15	9/8/21		1,2,4-Trimethylbenzene	<	0.005	PPM(V/V)	D
OU7	W-832-15	9/8/21		1,3,5-Trimethylbenzene	<	0.005	PPM(V/V)	D
OU7	W-832-15	9/8/21		Vinyl chloride	<	0.005	PPM(V/V)	D
OU7	W-832-15	9/8/21		m- and p-Xylene Isomers	<	0.005	PPM(V/V)	D
OU7	W-832-3019	3/24/21		Benzene	<	0.05	PPM(V/V)	D
OU7	W-832-3019	3/24/21		Bromodichloromethane	<	0.05	PPM(V/V)	D
OU7	W-832-3019	3/24/21		Bromoform	<	0.05	PPM(V/V)	D
OU7	W-832-3019	3/24/21		Bromomethane	<	0.05	PPM(V/V)	D
OU7	W-832-3019	3/24/21		Carbon tetrachloride	<	0.05	PPM(V/V)	D
OU7	W-832-3019	3/24/21		Chlorobenzene	<	0.05	PPM(V/V)	D

Attachment 1. Table 2. Soil vapor analytical data collected from wells, Site 300, 2021.

OU	Location	Date	Sample Type	Parameter	LOS Indicator	Result	Units	QA Flag
OU7	W-832-3019	3/24/21		Chloroethane	<	0.05	PPM(V/V)	D
OU7	W-832-3019	3/24/21		Chloroform	<	0.05	PPM(V/V)	D
OU7	W-832-3019	3/24/21		Chloromethane	<	0.05	PPM(V/V)	D
OU7	W-832-3019	3/24/21		Dibromochloromethane	<	0.05	PPM(V/V)	D
OU7	W-832-3019	3/24/21		1,2-Dichlorobenzene	<	0.05	PPM(V/V)	D
OU7	W-832-3019	3/24/21		1,3-Dichlorobenzene	<	0.05	PPM(V/V)	D
OU7	W-832-3019	3/24/21		1,4-Dichlorobenzene	<	0.05	PPM(V/V)	D
OU7	W-832-3019	3/24/21		Dichlorodifluoromethane	<	0.05	PPM(V/V)	D
OU7	W-832-3019	3/24/21		1,1-Dichloroethane	<	0.05	PPM(V/V)	D
OU7	W-832-3019	3/24/21		1,2-Dichloroethane	<	0.05	PPM(V/V)	D
OU7	W-832-3019	3/24/21		1,1-Dichloroethene	<	0.05	PPM(V/V)	D
OU7	W-832-3019	3/24/21		cis-1,2-Dichloroethene	<	0.05	PPM(V/V)	D
OU7	W-832-3019	3/24/21		trans-1,2-Dichloroethene	<	0.05	PPM(V/V)	D
OU7	W-832-3019	3/24/21		1,2-Dichloroethene (total)	<	0.1	PPM(V/V)	D
OU7	W-832-3019	3/24/21		1,2-Dichloropropane	<	0.05	PPM(V/V)	D
OU7	W-832-3019	3/24/21		cis-1,3-Dichloropropene	<	0.05	PPM(V/V)	D
OU7	W-832-3019	3/24/21		trans-1,3-Dichloropropene	<	0.05	PPM(V/V)	D
OU7	W-832-3019	3/24/21		Ethylbenzene	<	0.05	PPM(V/V)	D
OU7	W-832-3019	3/24/21		Ethylene Dibromide	<	0.05	PPM(V/V)	D
OU7	W-832-3019	3/24/21		Trichlorotrifluoroethane	<	0.05	PPM(V/V)	D
OU7	W-832-3019	3/24/21		1,2-Dichlorotetrafluoroethane	<	0.05	PPM(V/V)	D
OU7	W-832-3019	3/24/21		Isopropyl Alcohol	<	0.05	PPM(V/V)	D
OU7	W-832-3019	3/24/21		Methyl t-Butyl Ether	<	0.05	PPM(V/V)	D
OU7	W-832-3019	3/24/21		Methylene chloride	<	0.05	PPM(V/V)	D
OU7	W-832-3019	3/24/21		o-Xylene	<	0.05	PPM(V/V)	D
OU7	W-832-3019	3/24/21		1,1,2,2-Tetrachloroethane	<	0.05	PPM(V/V)	D
OU7	W-832-3019	3/24/21		Tetrachloroethene	<	0.05	PPM(V/V)	D
OU7	W-832-3019	3/24/21		Toluene	<	0.05	PPM(V/V)	D
OU7	W-832-3019	3/24/21		1,1,1-Trichloroethane	<	0.05	PPM(V/V)	D
OU7	W-832-3019	3/24/21		1,1,2-Trichloroethane	<	0.05	PPM(V/V)	D
OU7	W-832-3019	3/24/21		Trichloroethene		17	PPM(V/V)	D
OU7	W-832-3019	3/24/21		Trichlorofluoromethane	<	0.05	PPM(V/V)	D
OU7	W-832-3019	3/24/21		1,2,4-Trimethylbenzene	<	0.05	PPM(V/V)	D
OU7	W-832-3019	3/24/21		1,3,5-Trimethylbenzene	<	0.05	PPM(V/V)	D
OU7	W-832-3019	3/24/21		Vinyl chloride	<	0.05	PPM(V/V)	D
OU7	W-832-3019	3/24/21		m- and p-Xylene Isomers	<	0.05	PPM(V/V)	D
OU7	W-832-3019	4/27/21		Benzene	<	0.05	PPM(V/V)	D
OU7	W-832-3019	4/27/21		Bromodichloromethane	<	0.05	PPM(V/V)	D
OU7	W-832-3019	4/27/21		Bromoform	<	0.05	PPM(V/V)	D
OU7	W-832-3019	4/27/21		Bromomethane	<	0.05	PPM(V/V)	D
OU7	W-832-3019	4/27/21		Carbon tetrachloride	<	0.05	PPM(V/V)	D
OU7	W-832-3019	4/27/21		Chlorobenzene	<	0.05	PPM(V/V)	D
OU7	W-832-3019	4/27/21		Chloroethane	<	0.05	PPM(V/V)	D
OU7	W-832-3019	4/27/21		Chloroform	<	0.05	PPM(V/V)	D
OU7	W-832-3019	4/27/21		Chloromethane	<	0.05	PPM(V/V)	D
OU7	W-832-3019	4/27/21		Dibromochloromethane	<	0.05	PPM(V/V)	D
OU7	W-832-3019	4/27/21		1,2-Dichlorobenzene	<	0.05	PPM(V/V)	D
OU7	W-832-3019	4/27/21		1,3-Dichlorobenzene	<	0.05	PPM(V/V)	D
OU7	W-832-3019	4/27/21		1,4-Dichlorobenzene	<	0.05	PPM(V/V)	D
OU7	W-832-3019	4/27/21		Dichlorodifluoromethane	<	0.05	PPM(V/V)	D
OU7	W-832-3019	4/27/21		1,1-Dichloroethane	<	0.05	PPM(V/V)	D
OU7	W-832-3019	4/27/21		1,2-Dichloroethane	<	0.05	PPM(V/V)	D
OU7	W-832-3019	4/27/21		1,1-Dichloroethene	<	0.05	PPM(V/V)	D
OU7	W-832-3019	4/27/21		cis-1,2-Dichloroethene	<	0.05	PPM(V/V)	D
OU7	W-832-3019	4/27/21		trans-1,2-Dichloroethene	<	0.05	PPM(V/V)	D
OU7	W-832-3019	4/27/21		1,2-Dichloroethene (total)	<	0.1	PPM(V/V)	D
OU7	W-832-3019	4/27/21		1,2-Dichloropropane	<	0.05	PPM(V/V)	D
OU7	W-832-3019	4/27/21		cis-1,3-Dichloropropene	<	0.05	PPM(V/V)	D
OU7	W-832-3019	4/27/21		trans-1,3-Dichloropropene	<	0.05	PPM(V/V)	D
OU7	W-832-3019	4/27/21		Ethylbenzene	<	0.05	PPM(V/V)	D
OU7	W-832-3019	4/27/21		Ethylene Dibromide	<	0.05	PPM(V/V)	D
OU7	W-832-3019	4/27/21		Trichlorotrifluoroethane	<	0.05	PPM(V/V)	D
OU7	W-832-3019	4/27/21		1,2-Dichlorotetrafluoroethane	<	0.05	PPM(V/V)	D
OU7	W-832-3019	4/27/21		Isopropyl Alcohol	<	0.05	PPM(V/V)	D
OU7	W-832-3019	4/27/21		Methyl t-Butyl Ether	<	0.05	PPM(V/V)	D
OU7	W-832-3019	4/27/21		Methylene chloride	<	0.05	PPM(V/V)	D

Attachment 1. Table 2. Soil vapor analytical data collected from wells, Site 300, 2021.

OU	Location	Date	Sample Type	Parameter	LOS Indicator	Result	Units	QA Flag
OU7	W-832-3019	4/27/21		o-Xylene	<	0.05	PPM(V/V)	D
OU7	W-832-3019	4/27/21		1,1,2,2-Tetrachloroethane	<	0.05	PPM(V/V)	D
OU7	W-832-3019	4/27/21		Tetrachloroethene	<	0.05	PPM(V/V)	D
OU7	W-832-3019	4/27/21		Toluene	<	0.05	PPM(V/V)	D
OU7	W-832-3019	4/27/21		1,1,1-Trichloroethane	<	0.05	PPM(V/V)	D
OU7	W-832-3019	4/27/21		1,1,2-Trichloroethane	<	0.05	PPM(V/V)	D
OU7	W-832-3019	4/27/21		Trichloroethene		5.1	PPM(V/V)	D
OU7	W-832-3019	4/27/21		Trichlorofluoromethane	<	0.05	PPM(V/V)	D
OU7	W-832-3019	4/27/21		1,2,4-Trimethylbenzene	<	0.05	PPM(V/V)	D
OU7	W-832-3019	4/27/21		1,3,5-Trimethylbenzene	<	0.05	PPM(V/V)	D
OU7	W-832-3019	4/27/21		Vinyl chloride	<	0.05	PPM(V/V)	D
OU7	W-832-3019	4/27/21		m- and p-Xylene Isomers	<	0.05	PPM(V/V)	D
OU7	W-832-3019	9/8/21		Benzene	<	0.5	PPM(V/V)	D
OU7	W-832-3019	9/8/21		Bromodichloromethane	<	0.5	PPM(V/V)	D
OU7	W-832-3019	9/8/21		Bromoform	<	0.5	PPM(V/V)	D
OU7	W-832-3019	9/8/21		Bromomethane	<	0.5	PPM(V/V)	D
OU7	W-832-3019	9/8/21		Carbon tetrachloride	<	0.5	PPM(V/V)	D
OU7	W-832-3019	9/8/21		Chlorobenzene	<	0.5	PPM(V/V)	D
OU7	W-832-3019	9/8/21		Chloroethane	<	0.5	PPM(V/V)	D
OU7	W-832-3019	9/8/21		Chloroform	<	0.5	PPM(V/V)	D
OU7	W-832-3019	9/8/21		Chloromethane	<	0.5	PPM(V/V)	D
OU7	W-832-3019	9/8/21		Dibromochloromethane	<	0.5	PPM(V/V)	D
OU7	W-832-3019	9/8/21		1,2-Dichlorobenzene	<	0.5	PPM(V/V)	D
OU7	W-832-3019	9/8/21		1,3-Dichlorobenzene	<	0.5	PPM(V/V)	D
OU7	W-832-3019	9/8/21		1,4-Dichlorobenzene	<	0.5	PPM(V/V)	D
OU7	W-832-3019	9/8/21		Dichlorodifluoromethane	<	0.5	PPM(V/V)	D
OU7	W-832-3019	9/8/21		1,1-Dichloroethane	<	0.5	PPM(V/V)	D
OU7	W-832-3019	9/8/21		1,2-Dichloroethane	<	0.5	PPM(V/V)	D
OU7	W-832-3019	9/8/21		1,1-Dichloroethene	<	0.5	PPM(V/V)	D
OU7	W-832-3019	9/8/21		cis-1,2-Dichloroethene	<	0.5	PPM(V/V)	D
OU7	W-832-3019	9/8/21		trans-1,2-Dichloroethene	<	0.5	PPM(V/V)	D
OU7	W-832-3019	9/8/21		1,2-Dichloroethene (total)	<	1	PPM(V/V)	D
OU7	W-832-3019	9/8/21		1,2-Dichloropropane	<	0.5	PPM(V/V)	D
OU7	W-832-3019	9/8/21		cis-1,3-Dichloropropene	<	0.5	PPM(V/V)	D
OU7	W-832-3019	9/8/21		trans-1,3-Dichloropropene	<	0.5	PPM(V/V)	D
OU7	W-832-3019	9/8/21		Ethylbenzene	<	0.5	PPM(V/V)	D
OU7	W-832-3019	9/8/21		Ethylene Dibromide	<	0.5	PPM(V/V)	D
OU7	W-832-3019	9/8/21		Trichlorotrifluoroethane	<	0.5	PPM(V/V)	D
OU7	W-832-3019	9/8/21		1,2-Dichlorotetrafluoroethane	<	0.5	PPM(V/V)	D
OU7	W-832-3019	9/8/21		Isopropyl Alcohol	<	0.5	PPM(V/V)	D
OU7	W-832-3019	9/8/21		Methyl t-Butyl Ether	<	0.5	PPM(V/V)	D
OU7	W-832-3019	9/8/21		Methylene chloride	<	0.5	PPM(V/V)	D
OU7	W-832-3019	9/8/21		o-Xylene	<	0.5	PPM(V/V)	D
OU7	W-832-3019	9/8/21		1,1,2,2-Tetrachloroethane	<	0.5	PPM(V/V)	D
OU7	W-832-3019	9/8/21		Tetrachloroethene	<	0.5	PPM(V/V)	D
OU7	W-832-3019	9/8/21		Toluene	<	0.5	PPM(V/V)	D
OU7	W-832-3019	9/8/21		1,1,1-Trichloroethane	<	0.5	PPM(V/V)	D
OU7	W-832-3019	9/8/21		1,1,2-Trichloroethane	<	0.5	PPM(V/V)	D
OU7	W-832-3019	9/8/21		Trichloroethene		140	PPM(V/V)	D
OU7	W-832-3019	9/8/21		Trichlorofluoromethane	<	0.5	PPM(V/V)	D
OU7	W-832-3019	9/8/21		1,2,4-Trimethylbenzene	<	0.5	PPM(V/V)	D
OU7	W-832-3019	9/8/21		1,3,5-Trimethylbenzene	<	0.5	PPM(V/V)	D
OU7	W-832-3019	9/8/21		Vinyl chloride	<	0.5	PPM(V/V)	D
OU7	W-832-3019	9/8/21		m- and p-Xylene Isomers	<	0.5	PPM(V/V)	D
OU7	W-832-3019	10/21/21		Benzene	<	0.5	PPM(V/V)	D
OU7	W-832-3019	10/21/21		Bromodichloromethane	<	0.5	PPM(V/V)	D
OU7	W-832-3019	10/21/21		Bromoform	<	0.5	PPM(V/V)	D
OU7	W-832-3019	10/21/21		Bromomethane	<	0.5	PPM(V/V)	D
OU7	W-832-3019	10/21/21		Carbon tetrachloride	<	0.5	PPM(V/V)	D
OU7	W-832-3019	10/21/21		Chlorobenzene	<	0.5	PPM(V/V)	D
OU7	W-832-3019	10/21/21		Chloroethane	<	0.5	PPM(V/V)	D
OU7	W-832-3019	10/21/21		Chloroform	<	0.5	PPM(V/V)	D
OU7	W-832-3019	10/21/21		Chloromethane	<	0.5	PPM(V/V)	D
OU7	W-832-3019	10/21/21		Dibromochloromethane	<	0.5	PPM(V/V)	D
OU7	W-832-3019	10/21/21		1,2-Dichlorobenzene	<	0.5	PPM(V/V)	D
OU7	W-832-3019	10/21/21		1,3-Dichlorobenzene	<	0.5	PPM(V/V)	D

Attachment 1. Table 2. Soil vapor analytical data collected from wells, Site 300, 2021.

OU	Location	Date	Sample Type	Parameter	LOS Indicator	Result	Units	QA Flag
OU7	W-832-3019	10/21/21		1,4-Dichlorobenzene	<	0.5	PPM(V/V)	D
OU7	W-832-3019	10/21/21		Dichlorodifluoromethane	<	0.5	PPM(V/V)	D
OU7	W-832-3019	10/21/21		1,1-Dichloroethane	<	0.5	PPM(V/V)	D
OU7	W-832-3019	10/21/21		1,2-Dichloroethane	<	0.5	PPM(V/V)	D
OU7	W-832-3019	10/21/21		1,1-Dichloroethene	<	0.5	PPM(V/V)	D
OU7	W-832-3019	10/21/21		cis-1,2-Dichloroethene	<	0.5	PPM(V/V)	D
OU7	W-832-3019	10/21/21		trans-1,2-Dichloroethene	<	0.5	PPM(V/V)	D
OU7	W-832-3019	10/21/21		1,2-Dichloroethene (total)	<	1	PPM(V/V)	D
OU7	W-832-3019	10/21/21		1,2-Dichloropropane	<	0.5	PPM(V/V)	D
OU7	W-832-3019	10/21/21		cis-1,3-Dichloropropene	<	0.5	PPM(V/V)	D
OU7	W-832-3019	10/21/21		trans-1,3-Dichloropropene	<	0.5	PPM(V/V)	D
OU7	W-832-3019	10/21/21		Ethylbenzene	<	0.5	PPM(V/V)	D
OU7	W-832-3019	10/21/21		Ethylene Dibromide	<	0.5	PPM(V/V)	D
OU7	W-832-3019	10/21/21		Trichlorotrifluoroethane	<	0.5	PPM(V/V)	D
OU7	W-832-3019	10/21/21		1,2-Dichlorotetrafluoroethane	<	0.5	PPM(V/V)	D
OU7	W-832-3019	10/21/21		Isopropyl Alcohol	<	0.5	PPM(V/V)	D
OU7	W-832-3019	10/21/21		Methyl t-Butyl Ether	<	0.5	PPM(V/V)	D
OU7	W-832-3019	10/21/21		Methylene chloride	<	0.5	PPM(V/V)	D
OU7	W-832-3019	10/21/21		o-Xylene	<	0.5	PPM(V/V)	D
OU7	W-832-3019	10/21/21		1,1,2,2-Tetrachloroethane	<	0.5	PPM(V/V)	D
OU7	W-832-3019	10/21/21		Tetrachloroethene	<	0.5	PPM(V/V)	D
OU7	W-832-3019	10/21/21		Toluene	<	0.5	PPM(V/V)	D
OU7	W-832-3019	10/21/21		1,1,1-Trichloroethane	<	0.5	PPM(V/V)	D
OU7	W-832-3019	10/21/21		1,1,2-Trichloroethane	<	0.5	PPM(V/V)	D
OU7	W-832-3019	10/21/21		Trichloroethene		64	PPM(V/V)	D
OU7	W-832-3019	10/21/21		Trichlorofluoromethane	<	0.5	PPM(V/V)	D
OU7	W-832-3019	10/21/21		1,2,4-Trimethylbenzene	<	0.5	PPM(V/V)	D
OU7	W-832-3019	10/21/21		1,3,5-Trimethylbenzene	<	0.5	PPM(V/V)	D
OU7	W-832-3019	10/21/21		Vinyl chloride	<	0.5	PPM(V/V)	D
OU7	W-832-3019	10/21/21		m- and p-Xylene Isomers	<	0.5	PPM(V/V)	D
OU8	W-833-28	3/10/21		Benzene	<	0.005	PPM(V/V)	D
OU8	W-833-28	3/10/21		Bromodichloromethane	<	0.005	PPM(V/V)	D
OU8	W-833-28	3/10/21		Bromoform	<	0.005	PPM(V/V)	D
OU8	W-833-28	3/10/21		Bromomethane	<	0.005	PPM(V/V)	D
OU8	W-833-28	3/10/21		Carbon tetrachloride	<	0.005	PPM(V/V)	D
OU8	W-833-28	3/10/21		Chlorobenzene	<	0.005	PPM(V/V)	D
OU8	W-833-28	3/10/21		Chloroethane	<	0.005	PPM(V/V)	D
OU8	W-833-28	3/10/21		Chloroform	<	0.005	PPM(V/V)	D
OU8	W-833-28	3/10/21		Chloromethane	<	0.005	PPM(V/V)	D
OU8	W-833-28	3/10/21		Dibromochloromethane	<	0.005	PPM(V/V)	D
OU8	W-833-28	3/10/21		1,2-Dichlorobenzene	<	0.005	PPM(V/V)	D
OU8	W-833-28	3/10/21		1,3-Dichlorobenzene	<	0.005	PPM(V/V)	D
OU8	W-833-28	3/10/21		1,4-Dichlorobenzene	<	0.005	PPM(V/V)	D
OU8	W-833-28	3/10/21		Dichlorodifluoromethane	<	0.005	PPM(V/V)	D
OU8	W-833-28	3/10/21		1,1-Dichloroethane	<	0.005	PPM(V/V)	D
OU8	W-833-28	3/10/21		1,2-Dichloroethane	<	0.005	PPM(V/V)	D
OU8	W-833-28	3/10/21		1,1-Dichloroethene	<	0.005	PPM(V/V)	D
OU8	W-833-28	3/10/21		cis-1,2-Dichloroethene	<	0.005	PPM(V/V)	D
OU8	W-833-28	3/10/21		trans-1,2-Dichloroethene	<	0.005	PPM(V/V)	D
OU8	W-833-28	3/10/21		1,2-Dichloroethene (total)	<	0.01	PPM(V/V)	D
OU8	W-833-28	3/10/21		1,2-Dichloropropane	<	0.005	PPM(V/V)	D
OU8	W-833-28	3/10/21		cis-1,3-Dichloropropene	<	0.005	PPM(V/V)	D
OU8	W-833-28	3/10/21		trans-1,3-Dichloropropene	<	0.005	PPM(V/V)	D
OU8	W-833-28	3/10/21		Ethylbenzene	<	0.005	PPM(V/V)	D
OU8	W-833-28	3/10/21		Ethylene Dibromide	<	0.005	PPM(V/V)	D
OU8	W-833-28	3/10/21		Trichlorotrifluoroethane	<	0.005	PPM(V/V)	D
OU8	W-833-28	3/10/21		1,2-Dichlorotetrafluoroethane	<	0.005	PPM(V/V)	D
OU8	W-833-28	3/10/21		Isopropyl Alcohol	<	0.005	PPM(V/V)	D
OU8	W-833-28	3/10/21		Methyl t-Butyl Ether	<	0.005	PPM(V/V)	D
OU8	W-833-28	3/10/21		Methylene chloride	<	0.005	PPM(V/V)	D
OU8	W-833-28	3/10/21		o-Xylene	<	0.005	PPM(V/V)	D
OU8	W-833-28	3/10/21		1,1,2,2-Tetrachloroethane	<	0.005	PPM(V/V)	D
OU8	W-833-28	3/10/21		Tetrachloroethene	<	0.005	PPM(V/V)	D
OU8	W-833-28	3/10/21		Toluene	<	0.005	PPM(V/V)	D
OU8	W-833-28	3/10/21		1,1,1-Trichloroethane	<	0.005	PPM(V/V)	D
OU8	W-833-28	3/10/21		1,1,2-Trichloroethane	<	0.005	PPM(V/V)	D

Attachment 1. Table 2. Soil vapor analytical data collected from wells, Site 300, 2021.

OU	Location	Date	Sample Type	Parameter	LOS Indicator	Result	Units	QA Flag
OU8	W-833-28	3/10/21		Trichloroethene	<	0.005	PPM(V/V)	D
OU8	W-833-28	3/10/21		Trichlorofluoromethane	<	0.005	PPM(V/V)	D
OU8	W-833-28	3/10/21		1,2,4-Trimethylbenzene	<	0.005	PPM(V/V)	D
OU8	W-833-28	3/10/21		1,3,5-Trimethylbenzene	<	0.005	PPM(V/V)	D
OU8	W-833-28	3/10/21		Vinyl chloride	<	0.005	PPM(V/V)	D
OU8	W-833-28	3/10/21		m- and p-Xylene Isomers	<	0.005	PPM(V/V)	D
OU8	W-833-28	6/14/21		Benzene	<	0.005	PPM(V/V)	D
OU8	W-833-28	6/14/21		Bromodichloromethane	<	0.005	PPM(V/V)	D
OU8	W-833-28	6/14/21		Bromoform	<	0.005	PPM(V/V)	D
OU8	W-833-28	6/14/21		Bromomethane	<	0.005	PPM(V/V)	D
OU8	W-833-28	6/14/21		Carbon tetrachloride	<	0.005	PPM(V/V)	D
OU8	W-833-28	6/14/21		Chlorobenzene	<	0.005	PPM(V/V)	D
OU8	W-833-28	6/14/21		Chloroethane	<	0.005	PPM(V/V)	D
OU8	W-833-28	6/14/21		Chloroform	<	0.005	PPM(V/V)	D
OU8	W-833-28	6/14/21		Chloromethane	<	0.005	PPM(V/V)	D
OU8	W-833-28	6/14/21		Dibromochloromethane	<	0.005	PPM(V/V)	D
OU8	W-833-28	6/14/21		1,2-Dichlorobenzene	<	0.005	PPM(V/V)	D
OU8	W-833-28	6/14/21		1,3-Dichlorobenzene	<	0.005	PPM(V/V)	D
OU8	W-833-28	6/14/21		1,4-Dichlorobenzene	<	0.005	PPM(V/V)	D
OU8	W-833-28	6/14/21		Dichlorodifluoromethane	<	0.005	PPM(V/V)	D
OU8	W-833-28	6/14/21		1,1-Dichloroethane	<	0.005	PPM(V/V)	D
OU8	W-833-28	6/14/21		1,2-Dichloroethane	<	0.005	PPM(V/V)	D
OU8	W-833-28	6/14/21		1,1-Dichloroethene	<	0.005	PPM(V/V)	D
OU8	W-833-28	6/14/21		cis-1,2-Dichloroethene	<	0.005	PPM(V/V)	D
OU8	W-833-28	6/14/21		trans-1,2-Dichloroethene	<	0.005	PPM(V/V)	D
OU8	W-833-28	6/14/21		1,2-Dichloroethene (total)	<	0.01	PPM(V/V)	D
OU8	W-833-28	6/14/21		1,2-Dichloropropane	<	0.005	PPM(V/V)	D
OU8	W-833-28	6/14/21		cis-1,3-Dichloropropene	<	0.005	PPM(V/V)	D
OU8	W-833-28	6/14/21		trans-1,3-Dichloropropene	<	0.005	PPM(V/V)	D
OU8	W-833-28	6/14/21		Ethylbenzene	<	0.005	PPM(V/V)	D
OU8	W-833-28	6/14/21		Ethylene Dibromide	<	0.005	PPM(V/V)	D
OU8	W-833-28	6/14/21		Trichlorotrifluoroethane	<	0.005	PPM(V/V)	D
OU8	W-833-28	6/14/21		1,2-Dichlorotetrafluoroethane	<	0.005	PPM(V/V)	D
OU8	W-833-28	6/14/21		Isopropyl Alcohol	<	0.005	PPM(V/V)	D
OU8	W-833-28	6/14/21		Methyl t-Butyl Ether	<	0.005	PPM(V/V)	D
OU8	W-833-28	6/14/21		Methylene chloride	<	0.005	PPM(V/V)	D
OU8	W-833-28	6/14/21		o-Xylene	<	0.005	PPM(V/V)	D
OU8	W-833-28	6/14/21		1,1,2,2-Tetrachloroethane	<	0.005	PPM(V/V)	D
OU8	W-833-28	6/14/21		Tetrachloroethene	<	0.005	PPM(V/V)	D
OU8	W-833-28	6/14/21		Toluene	<	0.005	PPM(V/V)	D
OU8	W-833-28	6/14/21		1,1,1-Trichloroethane	<	0.005	PPM(V/V)	D
OU8	W-833-28	6/14/21		1,1,2-Trichloroethane	<	0.005	PPM(V/V)	D
OU8	W-833-28	6/14/21		Trichloroethene	<	0.005	PPM(V/V)	D
OU8	W-833-28	6/14/21		Trichlorofluoromethane	<	0.005	PPM(V/V)	D
OU8	W-833-28	6/14/21		1,2,4-Trimethylbenzene	<	0.005	PPM(V/V)	D
OU8	W-833-28	6/14/21		1,3,5-Trimethylbenzene	<	0.005	PPM(V/V)	D
OU8	W-833-28	6/14/21		Vinyl chloride	<	0.005	PPM(V/V)	D
OU8	W-833-28	6/14/21		m- and p-Xylene Isomers	<	0.005	PPM(V/V)	D
OU8	W-833-28	9/29/21		Benzene	<	0.005	PPM(V/V)	D
OU8	W-833-28	9/29/21		Bromodichloromethane	<	0.005	PPM(V/V)	D
OU8	W-833-28	9/29/21		Bromoform	<	0.005	PPM(V/V)	D
OU8	W-833-28	9/29/21		Bromomethane	<	0.005	PPM(V/V)	D
OU8	W-833-28	9/29/21		Carbon tetrachloride	<	0.005	PPM(V/V)	D
OU8	W-833-28	9/29/21		Chlorobenzene	<	0.005	PPM(V/V)	D
OU8	W-833-28	9/29/21		Chloroethane	<	0.005	PPM(V/V)	D
OU8	W-833-28	9/29/21		Chloroform	<	0.005	PPM(V/V)	D
OU8	W-833-28	9/29/21		Chloromethane	<	0.005	PPM(V/V)	D
OU8	W-833-28	9/29/21		Dibromochloromethane	<	0.005	PPM(V/V)	D
OU8	W-833-28	9/29/21		1,2-Dichlorobenzene	<	0.005	PPM(V/V)	D
OU8	W-833-28	9/29/21		1,3-Dichlorobenzene	<	0.005	PPM(V/V)	D
OU8	W-833-28	9/29/21		1,4-Dichlorobenzene	<	0.005	PPM(V/V)	D
OU8	W-833-28	9/29/21		Dichlorodifluoromethane	<	0.005	PPM(V/V)	D
OU8	W-833-28	9/29/21		1,1-Dichloroethane	<	0.005	PPM(V/V)	D
OU8	W-833-28	9/29/21		1,2-Dichloroethane	<	0.005	PPM(V/V)	D
OU8	W-833-28	9/29/21		1,1-Dichloroethene	<	0.005	PPM(V/V)	D
OU8	W-833-28	9/29/21		cis-1,2-Dichloroethene	<	0.005	PPM(V/V)	D

Attachment 1. Table 2. Soil vapor analytical data collected from wells, Site 300, 2021.

OU	Location	Date	Sample Type	Parameter	LOS Indicator	Result	Units	QA Flag
OU8	W-833-28	9/29/21		trans-1,2-Dichloroethene	<	0.005	PPM(V/V)	D
OU8	W-833-28	9/29/21		1,2-Dichloroethene (total)	<	0.01	PPM(V/V)	D
OU8	W-833-28	9/29/21		1,2-Dichloropropane	<	0.005	PPM(V/V)	D
OU8	W-833-28	9/29/21		cis-1,3-Dichloropropene	<	0.005	PPM(V/V)	D
OU8	W-833-28	9/29/21		trans-1,3-Dichloropropene	<	0.005	PPM(V/V)	D
OU8	W-833-28	9/29/21		Ethylbenzene	<	0.005	PPM(V/V)	D
OU8	W-833-28	9/29/21		Ethylene Dibromide	<	0.005	PPM(V/V)	D
OU8	W-833-28	9/29/21		Trichlorotrifluoroethane	<	0.005	PPM(V/V)	D
OU8	W-833-28	9/29/21		1,2-Dichlorotetrafluoroethane	<	0.005	PPM(V/V)	D
OU8	W-833-28	9/29/21		Isopropyl Alcohol	<	0.005	PPM(V/V)	D
OU8	W-833-28	9/29/21		Methyl t-Butyl Ether	<	0.005	PPM(V/V)	D
OU8	W-833-28	9/29/21		Methylene chloride	<	0.005	PPM(V/V)	D
OU8	W-833-28	9/29/21		o-Xylene	<	0.005	PPM(V/V)	D
OU8	W-833-28	9/29/21		1,1,2,2-Tetrachloroethane	<	0.005	PPM(V/V)	D
OU8	W-833-28	9/29/21		Tetrachloroethene	<	0.005	PPM(V/V)	D
OU8	W-833-28	9/29/21		Toluene	<	0.005	PPM(V/V)	D
OU8	W-833-28	9/29/21		1,1,1-Trichloroethane	<	0.005	PPM(V/V)	D
OU8	W-833-28	9/29/21		1,1,2-Trichloroethane	<	0.005	PPM(V/V)	D
OU8	W-833-28	9/29/21		Trichloroethene	<	0.005	PPM(V/V)	D
OU8	W-833-28	9/29/21		Trichlorofluoromethane	<	0.005	PPM(V/V)	D
OU8	W-833-28	9/29/21		1,2,4-Trimethylbenzene	<	0.005	PPM(V/V)	D
OU8	W-833-28	9/29/21		1,3,5-Trimethylbenzene	<	0.005	PPM(V/V)	D
OU8	W-833-28	9/29/21		Vinyl chloride	<	0.005	PPM(V/V)	D
OU8	W-833-28	9/29/21		m- and p-Xylene Isomers	<	0.005	PPM(V/V)	D
OU8	W-833-28	12/14/21	DUP	Benzene	<	0.005	PPM(V/V)	D
OU8	W-833-28	12/14/21	DUP	Bromodichloromethane	<	0.005	PPM(V/V)	D
OU8	W-833-28	12/14/21	DUP	Bromoform	<	0.005	PPM(V/V)	D
OU8	W-833-28	12/14/21	DUP	Bromomethane	<	0.005	PPM(V/V)	D
OU8	W-833-28	12/14/21	DUP	Carbon tetrachloride	<	0.005	PPM(V/V)	D
OU8	W-833-28	12/14/21	DUP	Chlorobenzene	<	0.005	PPM(V/V)	D
OU8	W-833-28	12/14/21	DUP	Chloroethane	<	0.005	PPM(V/V)	D
OU8	W-833-28	12/14/21	DUP	Chloroform	<	0.005	PPM(V/V)	D
OU8	W-833-28	12/14/21	DUP	Chloromethane	<	0.005	PPM(V/V)	D
OU8	W-833-28	12/14/21	DUP	Dibromochloromethane	<	0.005	PPM(V/V)	D
OU8	W-833-28	12/14/21	DUP	1,2-Dichlorobenzene	<	0.005	PPM(V/V)	D
OU8	W-833-28	12/14/21	DUP	1,3-Dichlorobenzene	<	0.005	PPM(V/V)	D
OU8	W-833-28	12/14/21	DUP	1,4-Dichlorobenzene	<	0.005	PPM(V/V)	D
OU8	W-833-28	12/14/21	DUP	Dichlorodifluoromethane	<	0.005	PPM(V/V)	D
OU8	W-833-28	12/14/21	DUP	1,1-Dichloroethane	<	0.005	PPM(V/V)	D
OU8	W-833-28	12/14/21	DUP	1,2-Dichloroethane	<	0.005	PPM(V/V)	D
OU8	W-833-28	12/14/21	DUP	1,1-Dichloroethene	<	0.005	PPM(V/V)	D
OU8	W-833-28	12/14/21	DUP	cis-1,2-Dichloroethene	<	0.005	PPM(V/V)	D
OU8	W-833-28	12/14/21	DUP	trans-1,2-Dichloroethene	<	0.005	PPM(V/V)	D
OU8	W-833-28	12/14/21	DUP	1,2-Dichloroethene (total)	<	0.01	PPM(V/V)	D
OU8	W-833-28	12/14/21	DUP	1,2-Dichloropropane	<	0.005	PPM(V/V)	D
OU8	W-833-28	12/14/21	DUP	cis-1,3-Dichloropropene	<	0.005	PPM(V/V)	D
OU8	W-833-28	12/14/21	DUP	trans-1,3-Dichloropropene	<	0.005	PPM(V/V)	D
OU8	W-833-28	12/14/21	DUP	Ethylbenzene	<	0.005	PPM(V/V)	D
OU8	W-833-28	12/14/21	DUP	Ethylene Dibromide	<	0.005	PPM(V/V)	D
OU8	W-833-28	12/14/21	DUP	Trichlorotrifluoroethane	<	0.005	PPM(V/V)	D
OU8	W-833-28	12/14/21	DUP	1,2-Dichlorotetrafluoroethane	<	0.005	PPM(V/V)	D
OU8	W-833-28	12/14/21	DUP	Isopropyl Alcohol	<	0.005	PPM(V/V)	D
OU8	W-833-28	12/14/21	DUP	Methyl t-Butyl Ether	<	0.005	PPM(V/V)	D
OU8	W-833-28	12/14/21	DUP	Methylene chloride	<	0.005	PPM(V/V)	D
OU8	W-833-28	12/14/21	DUP	o-Xylene	<	0.005	PPM(V/V)	D
OU8	W-833-28	12/14/21	DUP	1,1,2,2-Tetrachloroethane	<	0.005	PPM(V/V)	D
OU8	W-833-28	12/14/21	DUP	Tetrachloroethene	<	0.005	PPM(V/V)	D
OU8	W-833-28	12/14/21	DUP	Toluene	<	0.005	PPM(V/V)	D
OU8	W-833-28	12/14/21	DUP	1,1,1-Trichloroethane	<	0.005	PPM(V/V)	D
OU8	W-833-28	12/14/21	DUP	1,1,2-Trichloroethane	<	0.005	PPM(V/V)	D
OU8	W-833-28	12/14/21	DUP	Trichloroethene	<	0.005	PPM(V/V)	D
OU8	W-833-28	12/14/21	DUP	Trichlorofluoromethane	<	0.005	PPM(V/V)	D
OU8	W-833-28	12/14/21	DUP	1,2,4-Trimethylbenzene	<	0.005	PPM(V/V)	D
OU8	W-833-28	12/14/21	DUP	1,3,5-Trimethylbenzene	<	0.005	PPM(V/V)	D
OU8	W-833-28	12/14/21	DUP	Vinyl chloride	<	0.005	PPM(V/V)	D
OU8	W-833-28	12/14/21	DUP	m- and p-Xylene Isomers	<	0.005	PPM(V/V)	D

Attachment 1. Table 2. Soil vapor analytical data collected from wells, Site 300, 2021.

OU	Location	Date	Sample Type	Parameter	LOS Indicator	Result	Units	QA Flag
OU8	W-833-28	12/21/21		Benzene	<	0.005	PPM(V/V)	D
OU8	W-833-28	12/21/21		Bromodichloromethane	<	0.005	PPM(V/V)	D
OU8	W-833-28	12/21/21		Bromoform	<	0.005	PPM(V/V)	D
OU8	W-833-28	12/21/21		Bromomethane	<	0.005	PPM(V/V)	D
OU8	W-833-28	12/21/21		Carbon tetrachloride	<	0.005	PPM(V/V)	D
OU8	W-833-28	12/21/21		Chlorobenzene	<	0.005	PPM(V/V)	D
OU8	W-833-28	12/21/21		Chloroethane	<	0.005	PPM(V/V)	D
OU8	W-833-28	12/21/21		Chloroform	<	0.005	PPM(V/V)	D
OU8	W-833-28	12/21/21		Chloromethane	<	0.005	PPM(V/V)	D
OU8	W-833-28	12/21/21		Dibromochloromethane	<	0.005	PPM(V/V)	D
OU8	W-833-28	12/21/21		1,2-Dichlorobenzene	<	0.005	PPM(V/V)	D
OU8	W-833-28	12/21/21		1,3-Dichlorobenzene	<	0.005	PPM(V/V)	D
OU8	W-833-28	12/21/21		1,4-Dichlorobenzene	<	0.005	PPM(V/V)	D
OU8	W-833-28	12/21/21		Dichlorodifluoromethane	<	0.005	PPM(V/V)	D
OU8	W-833-28	12/21/21		1,1-Dichloroethane	<	0.005	PPM(V/V)	D
OU8	W-833-28	12/21/21		1,2-Dichloroethane	<	0.005	PPM(V/V)	D
OU8	W-833-28	12/21/21		1,1-Dichloroethene	<	0.005	PPM(V/V)	D
OU8	W-833-28	12/21/21		cis-1,2-Dichloroethene	<	0.005	PPM(V/V)	D
OU8	W-833-28	12/21/21		trans-1,2-Dichloroethene	<	0.005	PPM(V/V)	D
OU8	W-833-28	12/21/21		1,2-Dichloroethene (total)	<	0.01	PPM(V/V)	D
OU8	W-833-28	12/21/21		1,2-Dichloropropane	<	0.005	PPM(V/V)	D
OU8	W-833-28	12/21/21		cis-1,3-Dichloropropene	<	0.005	PPM(V/V)	D
OU8	W-833-28	12/21/21		trans-1,3-Dichloropropene	<	0.005	PPM(V/V)	D
OU8	W-833-28	12/21/21		Ethylbenzene	<	0.005	PPM(V/V)	D
OU8	W-833-28	12/21/21		Ethylene Dibromide	<	0.005	PPM(V/V)	D
OU8	W-833-28	12/21/21		Trichlorotrifluoroethane	<	0.005	PPM(V/V)	D
OU8	W-833-28	12/21/21		1,2-Dichlorotetrafluoroethane	<	0.005	PPM(V/V)	D
OU8	W-833-28	12/21/21		Isopropyl Alcohol	<	0.005	PPM(V/V)	D
OU8	W-833-28	12/21/21		Methyl t-Butyl Ether	<	0.005	PPM(V/V)	D
OU8	W-833-28	12/21/21		Methylene chloride	<	0.005	PPM(V/V)	D
OU8	W-833-28	12/21/21		o-Xylene	<	0.005	PPM(V/V)	D
OU8	W-833-28	12/21/21		1,1,2,2-Tetrachloroethane	<	0.005	PPM(V/V)	D
OU8	W-833-28	12/21/21		Tetrachloroethene	<	0.005	PPM(V/V)	D
OU8	W-833-28	12/21/21		Toluene	<	0.005	PPM(V/V)	D
OU8	W-833-28	12/21/21		1,1,1-Trichloroethane	<	0.005	PPM(V/V)	D
OU8	W-833-28	12/21/21		1,1,2-Trichloroethane	<	0.005	PPM(V/V)	D
OU8	W-833-28	12/21/21		Trichloroethene	<	0.005	PPM(V/V)	D
OU8	W-833-28	12/21/21		Trichlorofluoromethane	<	0.005	PPM(V/V)	D
OU8	W-833-28	12/21/21		1,2,4-Trimethylbenzene	<	0.005	PPM(V/V)	D
OU8	W-833-28	12/21/21		1,3,5-Trimethylbenzene	<	0.005	PPM(V/V)	D
OU8	W-833-28	12/21/21		Vinyl chloride	<	0.005	PPM(V/V)	D
OU8	W-833-28	12/21/21		m- and p-Xylene Isomers	<	0.005	PPM(V/V)	D
OU8	W-833-28	12/21/21	DUP	Benzene	<	0.005	PPM(V/V)	D
OU8	W-833-28	12/21/21	DUP	Bromodichloromethane	<	0.005	PPM(V/V)	D
OU8	W-833-28	12/21/21	DUP	Bromoform	<	0.005	PPM(V/V)	D
OU8	W-833-28	12/21/21	DUP	Bromomethane	<	0.005	PPM(V/V)	D
OU8	W-833-28	12/21/21	DUP	Carbon tetrachloride	<	0.005	PPM(V/V)	D
OU8	W-833-28	12/21/21	DUP	Chlorobenzene	<	0.005	PPM(V/V)	D
OU8	W-833-28	12/21/21	DUP	Chloroethane	<	0.005	PPM(V/V)	D
OU8	W-833-28	12/21/21	DUP	Chloroform	<	0.005	PPM(V/V)	D
OU8	W-833-28	12/21/21	DUP	Chloromethane	<	0.005	PPM(V/V)	D
OU8	W-833-28	12/21/21	DUP	Dibromochloromethane	<	0.005	PPM(V/V)	D
OU8	W-833-28	12/21/21	DUP	1,2-Dichlorobenzene	<	0.005	PPM(V/V)	D
OU8	W-833-28	12/21/21	DUP	1,3-Dichlorobenzene	<	0.005	PPM(V/V)	D
OU8	W-833-28	12/21/21	DUP	1,4-Dichlorobenzene	<	0.005	PPM(V/V)	D
OU8	W-833-28	12/21/21	DUP	Dichlorodifluoromethane	<	0.005	PPM(V/V)	D
OU8	W-833-28	12/21/21	DUP	1,1-Dichloroethane	<	0.005	PPM(V/V)	D
OU8	W-833-28	12/21/21	DUP	1,2-Dichloroethane	<	0.005	PPM(V/V)	D
OU8	W-833-28	12/21/21	DUP	1,1-Dichloroethene	<	0.005	PPM(V/V)	D
OU8	W-833-28	12/21/21	DUP	cis-1,2-Dichloroethene	<	0.005	PPM(V/V)	D
OU8	W-833-28	12/21/21	DUP	trans-1,2-Dichloroethene	<	0.005	PPM(V/V)	D
OU8	W-833-28	12/21/21	DUP	1,2-Dichloroethene (total)	<	0.01	PPM(V/V)	D
OU8	W-833-28	12/21/21	DUP	1,2-Dichloropropane	<	0.005	PPM(V/V)	D
OU8	W-833-28	12/21/21	DUP	cis-1,3-Dichloropropene	<	0.005	PPM(V/V)	D
OU8	W-833-28	12/21/21	DUP	trans-1,3-Dichloropropene	<	0.005	PPM(V/V)	D
OU8	W-833-28	12/21/21	DUP	Ethylbenzene	<	0.005	PPM(V/V)	D

Attachment 1. Table 2. Soil vapor analytical data collected from wells, Site 300, 2021.

OU	Location	Date	Sample Type	Parameter	LOS Indicator	Result	Units	QA Flag
OU8	W-833-28	12/21/21	DUP	Ethylene Dibromide	<	0.005	PPM(V/V)	D
OU8	W-833-28	12/21/21	DUP	Trichlorotrifluoroethane	<	0.005	PPM(V/V)	D
OU8	W-833-28	12/21/21	DUP	1,2-Dichlorotetrafluoroethane	<	0.005	PPM(V/V)	D
OU8	W-833-28	12/21/21	DUP	Isopropyl Alcohol	<	0.005	PPM(V/V)	D
OU8	W-833-28	12/21/21	DUP	Methyl t-Butyl Ether	<	0.005	PPM(V/V)	D
OU8	W-833-28	12/21/21	DUP	Methylene chloride	<	0.005	PPM(V/V)	D
OU8	W-833-28	12/21/21	DUP	o-Xylene	<	0.005	PPM(V/V)	D
OU8	W-833-28	12/21/21	DUP	1,1,2,2-Tetrachloroethane	<	0.005	PPM(V/V)	D
OU8	W-833-28	12/21/21	DUP	Tetrachloroethene	<	0.005	PPM(V/V)	D
OU8	W-833-28	12/21/21	DUP	Toluene	<	0.005	PPM(V/V)	D
OU8	W-833-28	12/21/21	DUP	1,1,1-Trichloroethane	<	0.005	PPM(V/V)	D
OU8	W-833-28	12/21/21	DUP	1,1,2-Trichloroethane	<	0.005	PPM(V/V)	D
OU8	W-833-28	12/21/21	DUP	Trichloroethene	<	0.005	PPM(V/V)	D
OU8	W-833-28	12/21/21	DUP	Trichlorofluoromethane	<	0.005	PPM(V/V)	D
OU8	W-833-28	12/21/21	DUP	1,2,4-Trimethylbenzene	<	0.005	PPM(V/V)	D
OU8	W-833-28	12/21/21	DUP	1,3,5-Trimethylbenzene	<	0.005	PPM(V/V)	D
OU8	W-833-28	12/21/21	DUP	Vinyl chloride	<	0.005	PPM(V/V)	D
OU8	W-833-28	12/21/21	DUP	m- and p-Xylene Isomers	<	0.005	PPM(V/V)	D
OU8	W-833-33	3/10/21		Benzene	<	0.005	PPM(V/V)	D
OU8	W-833-33	3/10/21		Bromodichloromethane	<	0.005	PPM(V/V)	D
OU8	W-833-33	3/10/21		Bromoform	<	0.005	PPM(V/V)	D
OU8	W-833-33	3/10/21		Bromomethane	<	0.005	PPM(V/V)	D
OU8	W-833-33	3/10/21		Carbon tetrachloride	<	0.005	PPM(V/V)	D
OU8	W-833-33	3/10/21		Chlorobenzene	<	0.005	PPM(V/V)	D
OU8	W-833-33	3/10/21		Chloroethane	<	0.005	PPM(V/V)	D
OU8	W-833-33	3/10/21		Chloroform	<	0.005	PPM(V/V)	D
OU8	W-833-33	3/10/21		Chloromethane	<	0.005	PPM(V/V)	D
OU8	W-833-33	3/10/21		Dibromochloromethane	<	0.005	PPM(V/V)	D
OU8	W-833-33	3/10/21		1,2-Dichlorobenzene	<	0.005	PPM(V/V)	D
OU8	W-833-33	3/10/21		1,3-Dichlorobenzene	<	0.005	PPM(V/V)	D
OU8	W-833-33	3/10/21		1,4-Dichlorobenzene	<	0.005	PPM(V/V)	D
OU8	W-833-33	3/10/21		Dichlorodifluoromethane	<	0.005	PPM(V/V)	D
OU8	W-833-33	3/10/21		1,1-Dichloroethane	<	0.005	PPM(V/V)	D
OU8	W-833-33	3/10/21		1,2-Dichloroethane	<	0.005	PPM(V/V)	D
OU8	W-833-33	3/10/21		1,1-Dichloroethene	<	0.005	PPM(V/V)	D
OU8	W-833-33	3/10/21		cis-1,2-Dichloroethene	<	0.005	PPM(V/V)	D
OU8	W-833-33	3/10/21		trans-1,2-Dichloroethene	<	0.005	PPM(V/V)	D
OU8	W-833-33	3/10/21		1,2-Dichloroethene (total)	<	0.01	PPM(V/V)	D
OU8	W-833-33	3/10/21		1,2-Dichloropropane	<	0.005	PPM(V/V)	D
OU8	W-833-33	3/10/21		cis-1,3-Dichloropropene	<	0.005	PPM(V/V)	D
OU8	W-833-33	3/10/21		trans-1,3-Dichloropropene	<	0.005	PPM(V/V)	D
OU8	W-833-33	3/10/21		Ethylbenzene	<	0.005	PPM(V/V)	D
OU8	W-833-33	3/10/21		Ethylene Dibromide	<	0.005	PPM(V/V)	D
OU8	W-833-33	3/10/21		Trichlorotrifluoroethane	<	0.005	PPM(V/V)	D
OU8	W-833-33	3/10/21		1,2-Dichlorotetrafluoroethane	<	0.005	PPM(V/V)	D
OU8	W-833-33	3/10/21		Isopropyl Alcohol	<	0.005	PPM(V/V)	D
OU8	W-833-33	3/10/21		Methyl t-Butyl Ether	<	0.005	PPM(V/V)	D
OU8	W-833-33	3/10/21		Methylene chloride	<	0.005	PPM(V/V)	D
OU8	W-833-33	3/10/21		o-Xylene	<	0.005	PPM(V/V)	D
OU8	W-833-33	3/10/21		1,1,2,2-Tetrachloroethane	<	0.005	PPM(V/V)	D
OU8	W-833-33	3/10/21		Tetrachloroethene	<	0.005	PPM(V/V)	D
OU8	W-833-33	3/10/21		Toluene		0.031	PPM(V/V)	D
OU8	W-833-33	3/10/21		1,1,1-Trichloroethane	<	0.005	PPM(V/V)	D
OU8	W-833-33	3/10/21		1,1,2-Trichloroethane	<	0.005	PPM(V/V)	D
OU8	W-833-33	3/10/21		Trichloroethene		0.2	PPM(V/V)	D
OU8	W-833-33	3/10/21		Trichlorofluoromethane	<	0.005	PPM(V/V)	D
OU8	W-833-33	3/10/21		1,2,4-Trimethylbenzene	<	0.005	PPM(V/V)	D
OU8	W-833-33	3/10/21		1,3,5-Trimethylbenzene	<	0.005	PPM(V/V)	D
OU8	W-833-33	3/10/21		Vinyl chloride	<	0.005	PPM(V/V)	D
OU8	W-833-33	3/10/21	DUP	Benzene	<	0.005	PPM(V/V)	D
OU8	W-833-33	3/10/21	DUP	Bromodichloromethane	<	0.005	PPM(V/V)	D
OU8	W-833-33	3/10/21	DUP	Bromoform	<	0.005	PPM(V/V)	D
OU8	W-833-33	3/10/21	DUP	Bromomethane	<	0.005	PPM(V/V)	D
OU8	W-833-33	3/10/21	DUP	Carbon tetrachloride	<	0.005	PPM(V/V)	D
OU8	W-833-33	3/10/21	DUP	Chlorobenzene	<	0.005	PPM(V/V)	D
OU8	W-833-33	3/10/21	DUP	Chloroethane	<	0.005	PPM(V/V)	D

Attachment 1. Table 2. Soil vapor analytical data collected from wells, Site 300, 2021.

OU	Location	Date	Sample Type	Parameter	LOS Indicator	Result	Units	QA Flag
OU8	W-833-33	3/10/21	DUP	Chloroform	<	0.005	PPM(V/V)	D
OU8	W-833-33	3/10/21	DUP	Chloromethane	<	0.005	PPM(V/V)	D
OU8	W-833-33	3/10/21	DUP	Dibromochloromethane	<	0.005	PPM(V/V)	D
OU8	W-833-33	3/10/21	DUP	1,2-Dichlorobenzene	<	0.005	PPM(V/V)	D
OU8	W-833-33	3/10/21	DUP	1,3-Dichlorobenzene	<	0.005	PPM(V/V)	D
OU8	W-833-33	3/10/21	DUP	1,4-Dichlorobenzene	<	0.005	PPM(V/V)	D
OU8	W-833-33	3/10/21	DUP	Dichlorodifluoromethane	<	0.005	PPM(V/V)	D
OU8	W-833-33	3/10/21	DUP	1,1-Dichloroethane	<	0.005	PPM(V/V)	D
OU8	W-833-33	3/10/21	DUP	1,2-Dichloroethane	<	0.005	PPM(V/V)	D
OU8	W-833-33	3/10/21	DUP	1,1-Dichloroethene	<	0.005	PPM(V/V)	D
OU8	W-833-33	3/10/21	DUP	cis-1,2-Dichloroethene	<	0.005	PPM(V/V)	D
OU8	W-833-33	3/10/21	DUP	trans-1,2-Dichloroethene	<	0.005	PPM(V/V)	D
OU8	W-833-33	3/10/21	DUP	1,2-Dichloroethene (total)	<	0.01	PPM(V/V)	D
OU8	W-833-33	3/10/21	DUP	1,2-Dichloropropane	<	0.005	PPM(V/V)	D
OU8	W-833-33	3/10/21	DUP	cis-1,3-Dichloropropene	<	0.005	PPM(V/V)	D
OU8	W-833-33	3/10/21	DUP	trans-1,3-Dichloropropene	<	0.005	PPM(V/V)	D
OU8	W-833-33	3/10/21	DUP	Ethylbenzene	<	0.005	PPM(V/V)	D
OU8	W-833-33	3/10/21	DUP	Ethylene Dibromide	<	0.005	PPM(V/V)	D
OU8	W-833-33	3/10/21	DUP	Trichlorotrifluoroethane	<	0.005	PPM(V/V)	D
OU8	W-833-33	3/10/21	DUP	1,2-Dichlorotetrafluoroethane	<	0.005	PPM(V/V)	D
OU8	W-833-33	3/10/21	DUP	Isopropyl Alcohol	<	0.005	PPM(V/V)	D
OU8	W-833-33	3/10/21	DUP	Methyl t-Butyl Ether	<	0.005	PPM(V/V)	D
OU8	W-833-33	3/10/21	DUP	Methylene chloride	<	0.005	PPM(V/V)	D
OU8	W-833-33	3/10/21	DUP	o-Xylene	<	0.005	PPM(V/V)	D
OU8	W-833-33	3/10/21	DUP	1,1,2,2-Tetrachloroethane	<	0.005	PPM(V/V)	D
OU8	W-833-33	3/10/21	DUP	Tetrachloroethene	<	0.005	PPM(V/V)	D
OU8	W-833-33	3/10/21	DUP	Toluene		0.019	PPM(V/V)	D
OU8	W-833-33	3/10/21	DUP	1,1,1-Trichloroethane	<	0.005	PPM(V/V)	D
OU8	W-833-33	3/10/21	DUP	1,1,2-Trichloroethane	<	0.005	PPM(V/V)	D
OU8	W-833-33	3/10/21	DUP	Trichloroethene		0.35	PPM(V/V)	D
OU8	W-833-33	3/10/21	DUP	Trichlorofluoromethane	<	0.005	PPM(V/V)	D
OU8	W-833-33	3/10/21	DUP	1,2,4-Trimethylbenzene	<	0.005	PPM(V/V)	D
OU8	W-833-33	3/10/21	DUP	1,3,5-Trimethylbenzene	<	0.005	PPM(V/V)	D
OU8	W-833-33	3/10/21	DUP	Vinyl chloride	<	0.005	PPM(V/V)	D
OU8	W-833-33	3/10/21	DUP	m- and p-Xylene Isomers	<	0.005	PPM(V/V)	D
OU8	W-833-33	3/10/21		m- and p-Xylene Isomers	<	0.005	PPM(V/V)	D
OU8	W-833-33	6/14/21		Benzene	<	0.005	PPM(V/V)	D
OU8	W-833-33	6/14/21		Bromodichloromethane	<	0.005	PPM(V/V)	D
OU8	W-833-33	6/14/21		Bromoform	<	0.005	PPM(V/V)	D
OU8	W-833-33	6/14/21		Bromomethane	<	0.005	PPM(V/V)	D
OU8	W-833-33	6/14/21		Carbon tetrachloride	<	0.005	PPM(V/V)	D
OU8	W-833-33	6/14/21		Chlorobenzene	<	0.005	PPM(V/V)	D
OU8	W-833-33	6/14/21		Chloroethane	<	0.005	PPM(V/V)	D
OU8	W-833-33	6/14/21		Chloroform	<	0.005	PPM(V/V)	D
OU8	W-833-33	6/14/21		Chloromethane	<	0.005	PPM(V/V)	D
OU8	W-833-33	6/14/21		Dibromochloromethane	<	0.005	PPM(V/V)	D
OU8	W-833-33	6/14/21		1,2-Dichlorobenzene	<	0.005	PPM(V/V)	D
OU8	W-833-33	6/14/21		1,3-Dichlorobenzene	<	0.005	PPM(V/V)	D
OU8	W-833-33	6/14/21		1,4-Dichlorobenzene	<	0.005	PPM(V/V)	D
OU8	W-833-33	6/14/21		Dichlorodifluoromethane	<	0.005	PPM(V/V)	D
OU8	W-833-33	6/14/21		1,1-Dichloroethane	<	0.005	PPM(V/V)	D
OU8	W-833-33	6/14/21		1,2-Dichloroethane	<	0.005	PPM(V/V)	D
OU8	W-833-33	6/14/21		1,1-Dichloroethene	<	0.005	PPM(V/V)	D
OU8	W-833-33	6/14/21		cis-1,2-Dichloroethene	<	0.005	PPM(V/V)	D
OU8	W-833-33	6/14/21		trans-1,2-Dichloroethene	<	0.005	PPM(V/V)	D
OU8	W-833-33	6/14/21		1,2-Dichloroethene (total)	<	0.01	PPM(V/V)	D
OU8	W-833-33	6/14/21		1,2-Dichloropropane	<	0.005	PPM(V/V)	D
OU8	W-833-33	6/14/21		cis-1,3-Dichloropropene	<	0.005	PPM(V/V)	D
OU8	W-833-33	6/14/21		trans-1,3-Dichloropropene	<	0.005	PPM(V/V)	D
OU8	W-833-33	6/14/21		Ethylbenzene	<	0.005	PPM(V/V)	D
OU8	W-833-33	6/14/21		Ethylene Dibromide	<	0.005	PPM(V/V)	D
OU8	W-833-33	6/14/21		Trichlorotrifluoroethane	<	0.005	PPM(V/V)	D
OU8	W-833-33	6/14/21		1,2-Dichlorotetrafluoroethane	<	0.005	PPM(V/V)	D
OU8	W-833-33	6/14/21		Isopropyl Alcohol	<	0.005	PPM(V/V)	D
OU8	W-833-33	6/14/21		Methyl t-Butyl Ether	<	0.005	PPM(V/V)	D
OU8	W-833-33	6/14/21		Methylene chloride	<	0.005	PPM(V/V)	D

Attachment 1. Table 2. Soil vapor analytical data collected from wells, Site 300, 2021.

OU	Location	Date	Sample Type	Parameter	LOS Indicator	Result	Units	QA Flag
OU8	W-833-33	6/14/21		o-Xylene	<	0.005	PPM(V/V)	D
OU8	W-833-33	6/14/21		1,1,2,2-Tetrachloroethane	<	0.005	PPM(V/V)	D
OU8	W-833-33	6/14/21		Tetrachloroethene	<	0.005	PPM(V/V)	D
OU8	W-833-33	6/14/21		Toluene	<	0.005	PPM(V/V)	D
OU8	W-833-33	6/14/21		1,1,1-Trichloroethane	<	0.005	PPM(V/V)	D
OU8	W-833-33	6/14/21		1,1,2-Trichloroethane	<	0.005	PPM(V/V)	D
OU8	W-833-33	6/14/21		Trichloroethene		0.43	PPM(V/V)	D
OU8	W-833-33	6/14/21		Trichlorofluoromethane	<	0.005	PPM(V/V)	D
OU8	W-833-33	6/14/21		1,2,4-Trimethylbenzene	<	0.005	PPM(V/V)	D
OU8	W-833-33	6/14/21		1,3,5-Trimethylbenzene	<	0.005	PPM(V/V)	D
OU8	W-833-33	6/14/21		Vinyl chloride	<	0.005	PPM(V/V)	D
OU8	W-833-33	6/14/21		m- and p-Xylene Isomers	<	0.005	PPM(V/V)	D
OU8	W-833-33	9/29/21		Benzene	<	0.005	PPM(V/V)	D
OU8	W-833-33	9/29/21		Bromodichloromethane	<	0.005	PPM(V/V)	D
OU8	W-833-33	9/29/21		Bromoform	<	0.005	PPM(V/V)	D
OU8	W-833-33	9/29/21		Bromomethane	<	0.005	PPM(V/V)	D
OU8	W-833-33	9/29/21		Carbon tetrachloride	<	0.005	PPM(V/V)	D
OU8	W-833-33	9/29/21		Chlorobenzene	<	0.005	PPM(V/V)	D
OU8	W-833-33	9/29/21		Chloroethane	<	0.005	PPM(V/V)	D
OU8	W-833-33	9/29/21		Chloroform	<	0.005	PPM(V/V)	D
OU8	W-833-33	9/29/21		Chloromethane	<	0.005	PPM(V/V)	D
OU8	W-833-33	9/29/21		Dibromochloromethane	<	0.005	PPM(V/V)	D
OU8	W-833-33	9/29/21		1,2-Dichlorobenzene	<	0.005	PPM(V/V)	D
OU8	W-833-33	9/29/21		1,3-Dichlorobenzene	<	0.005	PPM(V/V)	D
OU8	W-833-33	9/29/21		1,4-Dichlorobenzene	<	0.005	PPM(V/V)	D
OU8	W-833-33	9/29/21		Dichlorodifluoromethane	<	0.005	PPM(V/V)	D
OU8	W-833-33	9/29/21		1,1-Dichloroethane	<	0.005	PPM(V/V)	D
OU8	W-833-33	9/29/21		1,2-Dichloroethane	<	0.005	PPM(V/V)	D
OU8	W-833-33	9/29/21		1,1-Dichloroethene	<	0.005	PPM(V/V)	D
OU8	W-833-33	9/29/21		cis-1,2-Dichloroethene	<	0.005	PPM(V/V)	D
OU8	W-833-33	9/29/21		trans-1,2-Dichloroethene	<	0.005	PPM(V/V)	D
OU8	W-833-33	9/29/21		1,2-Dichloroethene (total)	<	0.01	PPM(V/V)	D
OU8	W-833-33	9/29/21		1,2-Dichloropropane	<	0.005	PPM(V/V)	D
OU8	W-833-33	9/29/21		cis-1,3-Dichloropropene	<	0.005	PPM(V/V)	D
OU8	W-833-33	9/29/21		trans-1,3-Dichloropropene	<	0.005	PPM(V/V)	D
OU8	W-833-33	9/29/21		Ethylbenzene	<	0.005	PPM(V/V)	D
OU8	W-833-33	9/29/21		Ethylene Dibromide	<	0.005	PPM(V/V)	D
OU8	W-833-33	9/29/21		Trichlorotrifluoroethane	<	0.005	PPM(V/V)	D
OU8	W-833-33	9/29/21		1,2-Dichlorotetrafluoroethane	<	0.005	PPM(V/V)	D
OU8	W-833-33	9/29/21		Isopropyl Alcohol	<	0.005	PPM(V/V)	D
OU8	W-833-33	9/29/21		Methyl t-Butyl Ether	<	0.005	PPM(V/V)	D
OU8	W-833-33	9/29/21		Methylene chloride	<	0.005	PPM(V/V)	D
OU8	W-833-33	9/29/21		o-Xylene	<	0.005	PPM(V/V)	D
OU8	W-833-33	9/29/21		1,1,2,2-Tetrachloroethane	<	0.005	PPM(V/V)	D
OU8	W-833-33	9/29/21		Tetrachloroethene	<	0.005	PPM(V/V)	D
OU8	W-833-33	9/29/21		Toluene	<	0.005	PPM(V/V)	D
OU8	W-833-33	9/29/21		1,1,1-Trichloroethane	<	0.005	PPM(V/V)	D
OU8	W-833-33	9/29/21		1,1,2-Trichloroethane	<	0.005	PPM(V/V)	D
OU8	W-833-33	9/29/21		Trichloroethene		0.39	PPM(V/V)	D
OU8	W-833-33	9/29/21		Trichlorofluoromethane	<	0.005	PPM(V/V)	D
OU8	W-833-33	9/29/21		1,2,4-Trimethylbenzene	<	0.005	PPM(V/V)	D
OU8	W-833-33	9/29/21		1,3,5-Trimethylbenzene	<	0.005	PPM(V/V)	D
OU8	W-833-33	9/29/21		Vinyl chloride	<	0.005	PPM(V/V)	D
OU8	W-833-33	9/29/21		m- and p-Xylene Isomers	<	0.005	PPM(V/V)	D
OU8	W-833-33	9/29/21	DUP	Benzene	<	0.005	PPM(V/V)	D
OU8	W-833-33	9/29/21	DUP	Bromodichloromethane	<	0.005	PPM(V/V)	D
OU8	W-833-33	9/29/21	DUP	Bromoform	<	0.005	PPM(V/V)	D
OU8	W-833-33	9/29/21	DUP	Bromomethane	<	0.005	PPM(V/V)	D
OU8	W-833-33	9/29/21	DUP	Carbon tetrachloride	<	0.005	PPM(V/V)	D
OU8	W-833-33	9/29/21	DUP	Chlorobenzene	<	0.005	PPM(V/V)	D
OU8	W-833-33	9/29/21	DUP	Chloroethane	<	0.005	PPM(V/V)	D
OU8	W-833-33	9/29/21	DUP	Chloroform	<	0.005	PPM(V/V)	D
OU8	W-833-33	9/29/21	DUP	Chloromethane	<	0.005	PPM(V/V)	D
OU8	W-833-33	9/29/21	DUP	Dibromochloromethane	<	0.005	PPM(V/V)	D
OU8	W-833-33	9/29/21	DUP	1,2-Dichlorobenzene	<	0.005	PPM(V/V)	D
OU8	W-833-33	9/29/21	DUP	1,3-Dichlorobenzene	<	0.005	PPM(V/V)	D

Attachment 1. Table 2. Soil vapor analytical data collected from wells, Site 300, 2021.

OU	Location	Date	Sample Type	Parameter	LOS Indicator	Result	Units	QA Flag
OU8	W-833-33	9/29/21	DUP	1,4-Dichlorobenzene	<	0.005	PPM(V/V)	D
OU8	W-833-33	9/29/21	DUP	Dichlorodifluoromethane	<	0.005	PPM(V/V)	D
OU8	W-833-33	9/29/21	DUP	1,1-Dichloroethane	<	0.005	PPM(V/V)	D
OU8	W-833-33	9/29/21	DUP	1,2-Dichloroethane	<	0.005	PPM(V/V)	D
OU8	W-833-33	9/29/21	DUP	1,1-Dichloroethene	<	0.005	PPM(V/V)	D
OU8	W-833-33	9/29/21	DUP	cis-1,2-Dichloroethene	<	0.005	PPM(V/V)	D
OU8	W-833-33	9/29/21	DUP	trans-1,2-Dichloroethene	<	0.005	PPM(V/V)	D
OU8	W-833-33	9/29/21	DUP	1,2-Dichloroethene (total)	<	0.01	PPM(V/V)	D
OU8	W-833-33	9/29/21	DUP	1,2-Dichloropropane	<	0.005	PPM(V/V)	D
OU8	W-833-33	9/29/21	DUP	cis-1,3-Dichloropropene	<	0.005	PPM(V/V)	D
OU8	W-833-33	9/29/21	DUP	trans-1,3-Dichloropropene	<	0.005	PPM(V/V)	D
OU8	W-833-33	9/29/21	DUP	Ethylbenzene	<	0.005	PPM(V/V)	D
OU8	W-833-33	9/29/21	DUP	Ethylene Dibromide	<	0.005	PPM(V/V)	D
OU8	W-833-33	9/29/21	DUP	Trichlorotrifluoroethane	<	0.005	PPM(V/V)	D
OU8	W-833-33	9/29/21	DUP	1,2-Dichlorotetrafluoroethane	<	0.005	PPM(V/V)	D
OU8	W-833-33	9/29/21	DUP	Isopropyl Alcohol	<	0.005	PPM(V/V)	D
OU8	W-833-33	9/29/21	DUP	Methyl t-Butyl Ether	<	0.005	PPM(V/V)	D
OU8	W-833-33	9/29/21	DUP	Methylene chloride	<	0.005	PPM(V/V)	D
OU8	W-833-33	9/29/21	DUP	o-Xylene	<	0.005	PPM(V/V)	D
OU8	W-833-33	9/29/21	DUP	1,1,2,2-Tetrachloroethane	<	0.005	PPM(V/V)	D
OU8	W-833-33	9/29/21	DUP	Tetrachloroethene	<	0.005	PPM(V/V)	D
OU8	W-833-33	9/29/21	DUP	Toluene	<	0.005	PPM(V/V)	D
OU8	W-833-33	9/29/21	DUP	1,1,1-Trichloroethane	<	0.005	PPM(V/V)	D
OU8	W-833-33	9/29/21	DUP	1,1,2-Trichloroethane	<	0.005	PPM(V/V)	D
OU8	W-833-33	9/29/21	DUP	Trichloroethene		0.38	PPM(V/V)	D
OU8	W-833-33	9/29/21	DUP	Trichlorofluoromethane	<	0.005	PPM(V/V)	D
OU8	W-833-33	9/29/21	DUP	1,2,4-Trimethylbenzene	<	0.005	PPM(V/V)	D
OU8	W-833-33	9/29/21	DUP	1,3,5-Trimethylbenzene	<	0.005	PPM(V/V)	D
OU8	W-833-33	9/29/21	DUP	Vinyl chloride	<	0.005	PPM(V/V)	D
OU8	W-833-33	9/29/21	DUP	m- and p-Xylene Isomers	<	0.005	PPM(V/V)	D
OU8	W-833-33	12/21/21		Benzene	<	0.005	PPM(V/V)	D
OU8	W-833-33	12/21/21		Bromodichloromethane	<	0.005	PPM(V/V)	D
OU8	W-833-33	12/21/21		Bromoform	<	0.005	PPM(V/V)	D
OU8	W-833-33	12/21/21		Bromomethane	<	0.005	PPM(V/V)	D
OU8	W-833-33	12/21/21		Carbon tetrachloride	<	0.005	PPM(V/V)	D
OU8	W-833-33	12/21/21		Chlorobenzene	<	0.005	PPM(V/V)	D
OU8	W-833-33	12/21/21		Chloroethane	<	0.005	PPM(V/V)	D
OU8	W-833-33	12/21/21		Chloroform	<	0.005	PPM(V/V)	D
OU8	W-833-33	12/21/21		Chloromethane	<	0.005	PPM(V/V)	D
OU8	W-833-33	12/21/21		Dibromochloromethane	<	0.005	PPM(V/V)	D
OU8	W-833-33	12/21/21		1,2-Dichlorobenzene	<	0.005	PPM(V/V)	D
OU8	W-833-33	12/21/21		1,3-Dichlorobenzene	<	0.005	PPM(V/V)	D
OU8	W-833-33	12/21/21		1,4-Dichlorobenzene	<	0.005	PPM(V/V)	D
OU8	W-833-33	12/21/21		Dichlorodifluoromethane	<	0.005	PPM(V/V)	D
OU8	W-833-33	12/21/21		1,1-Dichloroethane	<	0.005	PPM(V/V)	D
OU8	W-833-33	12/21/21		1,2-Dichloroethane	<	0.005	PPM(V/V)	D
OU8	W-833-33	12/21/21		1,1-Dichloroethene	<	0.005	PPM(V/V)	D
OU8	W-833-33	12/21/21		cis-1,2-Dichloroethene	<	0.005	PPM(V/V)	D
OU8	W-833-33	12/21/21		trans-1,2-Dichloroethene	<	0.005	PPM(V/V)	D
OU8	W-833-33	12/21/21		1,2-Dichloroethene (total)	<	0.01	PPM(V/V)	D
OU8	W-833-33	12/21/21		1,2-Dichloropropane	<	0.005	PPM(V/V)	D
OU8	W-833-33	12/21/21		cis-1,3-Dichloropropene	<	0.005	PPM(V/V)	D
OU8	W-833-33	12/21/21		trans-1,3-Dichloropropene	<	0.005	PPM(V/V)	D
OU8	W-833-33	12/21/21		Ethylbenzene	<	0.005	PPM(V/V)	D
OU8	W-833-33	12/21/21		Ethylene Dibromide	<	0.005	PPM(V/V)	D
OU8	W-833-33	12/21/21		Trichlorotrifluoroethane	<	0.005	PPM(V/V)	D
OU8	W-833-33	12/21/21		1,2-Dichlorotetrafluoroethane	<	0.005	PPM(V/V)	D
OU8	W-833-33	12/21/21		Isopropyl Alcohol	<	0.005	PPM(V/V)	D
OU8	W-833-33	12/21/21		Methyl t-Butyl Ether	<	0.005	PPM(V/V)	D
OU8	W-833-33	12/21/21		Methylene chloride	<	0.005	PPM(V/V)	D
OU8	W-833-33	12/21/21		o-Xylene	<	0.005	PPM(V/V)	D
OU8	W-833-33	12/21/21		1,1,2,2-Tetrachloroethane	<	0.005	PPM(V/V)	D
OU8	W-833-33	12/21/21		Tetrachloroethene	<	0.005	PPM(V/V)	D
OU8	W-833-33	12/21/21		Toluene	<	0.005	PPM(V/V)	D
OU8	W-833-33	12/21/21		1,1,1-Trichloroethane	<	0.005	PPM(V/V)	D
OU8	W-833-33	12/21/21		1,1,2-Trichloroethane	<	0.005	PPM(V/V)	D

Attachment 1. Table 2. Soil vapor analytical data collected from wells, Site 300, 2021.

OU	Location	Date	Sample Type	Parameter	LOS Indicator	Result	Units	QA Flag
OU8	W-833-33	12/21/21		Trichloroethene		0.41	PPM(V/V)	D
OU8	W-833-33	12/21/21		Trichlorofluoromethane	<	0.005	PPM(V/V)	D
OU8	W-833-33	12/21/21		1,2,4-Trimethylbenzene	<	0.005	PPM(V/V)	D
OU8	W-833-33	12/21/21		1,3,5-Trimethylbenzene	<	0.005	PPM(V/V)	D
OU8	W-833-33	12/21/21		Vinyl chloride	<	0.005	PPM(V/V)	D
OU8	W-833-33	12/21/21		m- and p-Xylene Isomers	<	0.005	PPM(V/V)	D
OU8	W-833-34	3/10/21		Benzene	<	0.005	PPM(V/V)	D
OU8	W-833-34	3/10/21		Bromodichloromethane	<	0.005	PPM(V/V)	D
OU8	W-833-34	3/10/21		Bromoform	<	0.005	PPM(V/V)	D
OU8	W-833-34	3/10/21		Bromomethane	<	0.005	PPM(V/V)	D
OU8	W-833-34	3/10/21		Carbon tetrachloride	<	0.005	PPM(V/V)	D
OU8	W-833-34	3/10/21		Chlorobenzene	<	0.005	PPM(V/V)	D
OU8	W-833-34	3/10/21		Chloroethane	<	0.005	PPM(V/V)	D
OU8	W-833-34	3/10/21		Chloroform	<	0.005	PPM(V/V)	D
OU8	W-833-34	3/10/21		Chloromethane	<	0.005	PPM(V/V)	D
OU8	W-833-34	3/10/21		Dibromochloromethane	<	0.005	PPM(V/V)	D
OU8	W-833-34	3/10/21		1,2-Dichlorobenzene	<	0.005	PPM(V/V)	D
OU8	W-833-34	3/10/21		1,3-Dichlorobenzene	<	0.005	PPM(V/V)	D
OU8	W-833-34	3/10/21		1,4-Dichlorobenzene	<	0.005	PPM(V/V)	D
OU8	W-833-34	3/10/21		Dichlorodifluoromethane	<	0.005	PPM(V/V)	D
OU8	W-833-34	3/10/21		1,1-Dichloroethane	<	0.005	PPM(V/V)	D
OU8	W-833-34	3/10/21		1,2-Dichloroethane	<	0.005	PPM(V/V)	D
OU8	W-833-34	3/10/21		1,1-Dichloroethene	<	0.005	PPM(V/V)	D
OU8	W-833-34	3/10/21		cis-1,2-Dichloroethene	<	0.005	PPM(V/V)	D
OU8	W-833-34	3/10/21		trans-1,2-Dichloroethene	<	0.005	PPM(V/V)	D
OU8	W-833-34	3/10/21		1,2-Dichloroethene (total)	<	0.01	PPM(V/V)	D
OU8	W-833-34	3/10/21		1,2-Dichloropropane	<	0.005	PPM(V/V)	D
OU8	W-833-34	3/10/21		cis-1,3-Dichloropropene	<	0.005	PPM(V/V)	D
OU8	W-833-34	3/10/21		trans-1,3-Dichloropropene	<	0.005	PPM(V/V)	D
OU8	W-833-34	3/10/21		Ethylbenzene	<	0.005	PPM(V/V)	D
OU8	W-833-34	3/10/21		Ethylene Dibromide	<	0.005	PPM(V/V)	D
OU8	W-833-34	3/10/21		Trichlorotrifluoroethane	<	0.005	PPM(V/V)	D
OU8	W-833-34	3/10/21		1,2-Dichlorotetrafluoroethane	<	0.005	PPM(V/V)	D
OU8	W-833-34	3/10/21		Isopropyl Alcohol	<	0.005	PPM(V/V)	D
OU8	W-833-34	3/10/21		Methyl t-Butyl Ether	<	0.005	PPM(V/V)	D
OU8	W-833-34	3/10/21		Methylene chloride	<	0.005	PPM(V/V)	D
OU8	W-833-34	3/10/21		o-Xylene	<	0.005	PPM(V/V)	D
OU8	W-833-34	3/10/21		1,1,2,2-Tetrachloroethane	<	0.005	PPM(V/V)	D
OU8	W-833-34	3/10/21		Tetrachloroethene	<	0.005	PPM(V/V)	D
OU8	W-833-34	3/10/21		Toluene	<	0.005	PPM(V/V)	D
OU8	W-833-34	3/10/21		1,1,1-Trichloroethane	<	0.005	PPM(V/V)	D
OU8	W-833-34	3/10/21		1,1,2-Trichloroethane	<	0.005	PPM(V/V)	D
OU8	W-833-34	3/10/21		Trichloroethene		0.75	PPM(V/V)	D
OU8	W-833-34	3/10/21		Trichlorofluoromethane	<	0.005	PPM(V/V)	D
OU8	W-833-34	3/10/21		1,2,4-Trimethylbenzene	<	0.005	PPM(V/V)	D
OU8	W-833-34	3/10/21		1,3,5-Trimethylbenzene	<	0.005	PPM(V/V)	D
OU8	W-833-34	3/10/21		Vinyl chloride	<	0.005	PPM(V/V)	D
OU8	W-833-34	3/10/21		m- and p-Xylene Isomers	<	0.005	PPM(V/V)	D
OU8	W-833-34	6/14/21		Benzene	<	0.005	PPM(V/V)	D
OU8	W-833-34	6/14/21		Bromodichloromethane	<	0.005	PPM(V/V)	D
OU8	W-833-34	6/14/21		Bromoform	<	0.005	PPM(V/V)	D
OU8	W-833-34	6/14/21		Bromomethane	<	0.005	PPM(V/V)	D
OU8	W-833-34	6/14/21		Carbon tetrachloride	<	0.005	PPM(V/V)	D
OU8	W-833-34	6/14/21		Chlorobenzene	<	0.005	PPM(V/V)	D
OU8	W-833-34	6/14/21		Chloroethane	<	0.005	PPM(V/V)	D
OU8	W-833-34	6/14/21		Chloroform	<	0.005	PPM(V/V)	D
OU8	W-833-34	6/14/21		Chloromethane	<	0.005	PPM(V/V)	D
OU8	W-833-34	6/14/21		Dibromochloromethane	<	0.005	PPM(V/V)	D
OU8	W-833-34	6/14/21		1,2-Dichlorobenzene	<	0.005	PPM(V/V)	D
OU8	W-833-34	6/14/21		1,3-Dichlorobenzene	<	0.005	PPM(V/V)	D
OU8	W-833-34	6/14/21		1,4-Dichlorobenzene	<	0.005	PPM(V/V)	D
OU8	W-833-34	6/14/21		Dichlorodifluoromethane	<	0.005	PPM(V/V)	D
OU8	W-833-34	6/14/21		1,1-Dichloroethane	<	0.005	PPM(V/V)	D
OU8	W-833-34	6/14/21		1,2-Dichloroethane	<	0.005	PPM(V/V)	D
OU8	W-833-34	6/14/21		1,1-Dichloroethene	<	0.005	PPM(V/V)	D
OU8	W-833-34	6/14/21		cis-1,2-Dichloroethene	<	0.005	PPM(V/V)	D

Attachment 1. Table 2. Soil vapor analytical data collected from wells, Site 300, 2021.

OU	Location	Date	Sample Type	Parameter	LOS Indicator	Result	Units	QA Flag
OU8	W-833-34	6/14/21		trans-1,2-Dichloroethene	<	0.005	PPM(V/V)	D
OU8	W-833-34	6/14/21		1,2-Dichloroethene (total)	<	0.01	PPM(V/V)	D
OU8	W-833-34	6/14/21		1,2-Dichloropropane	<	0.005	PPM(V/V)	D
OU8	W-833-34	6/14/21		cis-1,3-Dichloropropene	<	0.005	PPM(V/V)	D
OU8	W-833-34	6/14/21		trans-1,3-Dichloropropene	<	0.005	PPM(V/V)	D
OU8	W-833-34	6/14/21		Ethylbenzene	<	0.005	PPM(V/V)	D
OU8	W-833-34	6/14/21		Ethylene Dibromide	<	0.005	PPM(V/V)	D
OU8	W-833-34	6/14/21		Trichlorotrifluoroethane	<	0.005	PPM(V/V)	D
OU8	W-833-34	6/14/21		1,2-Dichlorotetrafluoroethane	<	0.005	PPM(V/V)	D
OU8	W-833-34	6/14/21		Isopropyl Alcohol	<	0.005	PPM(V/V)	D
OU8	W-833-34	6/14/21		Methyl t-Butyl Ether	<	0.005	PPM(V/V)	D
OU8	W-833-34	6/14/21		Methylene chloride	<	0.005	PPM(V/V)	D
OU8	W-833-34	6/14/21		o-Xylene	<	0.005	PPM(V/V)	D
OU8	W-833-34	6/14/21		1,1,2,2-Tetrachloroethane	<	0.005	PPM(V/V)	D
OU8	W-833-34	6/14/21		Tetrachloroethene	<	0.005	PPM(V/V)	D
OU8	W-833-34	6/14/21		Toluene	<	0.005	PPM(V/V)	D
OU8	W-833-34	6/14/21		1,1,1-Trichloroethane	<	0.005	PPM(V/V)	D
OU8	W-833-34	6/14/21		1,1,2-Trichloroethane	<	0.005	PPM(V/V)	D
OU8	W-833-34	6/14/21		Trichloroethene		0.7	PPM(V/V)	D
OU8	W-833-34	6/14/21		Trichlorofluoromethane	<	0.005	PPM(V/V)	D
OU8	W-833-34	6/14/21		1,2,4-Trimethylbenzene	<	0.005	PPM(V/V)	D
OU8	W-833-34	6/14/21		1,3,5-Trimethylbenzene	<	0.005	PPM(V/V)	D
OU8	W-833-34	6/14/21		Vinyl chloride	<	0.005	PPM(V/V)	D
OU8	W-833-34	6/14/21		m- and p-Xylene Isomers	<	0.005	PPM(V/V)	D
OU8	W-833-34	6/14/21	DUP	Benzene	<	0.005	PPM(V/V)	D
OU8	W-833-34	6/14/21	DUP	Bromodichloromethane	<	0.005	PPM(V/V)	D
OU8	W-833-34	6/14/21	DUP	Bromoform	<	0.005	PPM(V/V)	D
OU8	W-833-34	6/14/21	DUP	Bromomethane	<	0.005	PPM(V/V)	D
OU8	W-833-34	6/14/21	DUP	Carbon tetrachloride	<	0.005	PPM(V/V)	D
OU8	W-833-34	6/14/21	DUP	Chlorobenzene	<	0.005	PPM(V/V)	D
OU8	W-833-34	6/14/21	DUP	Chloroethane	<	0.005	PPM(V/V)	D
OU8	W-833-34	6/14/21	DUP	Chloroform	<	0.005	PPM(V/V)	D
OU8	W-833-34	6/14/21	DUP	Chloromethane	<	0.005	PPM(V/V)	D
OU8	W-833-34	6/14/21	DUP	Dibromochloromethane	<	0.005	PPM(V/V)	D
OU8	W-833-34	6/14/21	DUP	1,2-Dichlorobenzene	<	0.005	PPM(V/V)	D
OU8	W-833-34	6/14/21	DUP	1,3-Dichlorobenzene	<	0.005	PPM(V/V)	D
OU8	W-833-34	6/14/21	DUP	1,4-Dichlorobenzene	<	0.005	PPM(V/V)	D
OU8	W-833-34	6/14/21	DUP	Dichlorodifluoromethane	<	0.005	PPM(V/V)	D
OU8	W-833-34	6/14/21	DUP	1,1-Dichloroethane	<	0.005	PPM(V/V)	D
OU8	W-833-34	6/14/21	DUP	1,2-Dichloroethane	<	0.005	PPM(V/V)	D
OU8	W-833-34	6/14/21	DUP	1,1-Dichloroethene	<	0.005	PPM(V/V)	D
OU8	W-833-34	6/14/21	DUP	cis-1,2-Dichloroethene	<	0.005	PPM(V/V)	D
OU8	W-833-34	6/14/21	DUP	trans-1,2-Dichloroethene	<	0.005	PPM(V/V)	D
OU8	W-833-34	6/14/21	DUP	1,2-Dichloroethene (total)	<	0.01	PPM(V/V)	D
OU8	W-833-34	6/14/21	DUP	1,2-Dichloropropane	<	0.005	PPM(V/V)	D
OU8	W-833-34	6/14/21	DUP	cis-1,3-Dichloropropene	<	0.005	PPM(V/V)	D
OU8	W-833-34	6/14/21	DUP	trans-1,3-Dichloropropene	<	0.005	PPM(V/V)	D
OU8	W-833-34	6/14/21	DUP	Ethylbenzene	<	0.005	PPM(V/V)	D
OU8	W-833-34	6/14/21	DUP	Ethylene Dibromide	<	0.005	PPM(V/V)	D
OU8	W-833-34	6/14/21	DUP	Trichlorotrifluoroethane	<	0.005	PPM(V/V)	D
OU8	W-833-34	6/14/21	DUP	1,2-Dichlorotetrafluoroethane	<	0.005	PPM(V/V)	D
OU8	W-833-34	6/14/21	DUP	Isopropyl Alcohol	<	0.005	PPM(V/V)	D
OU8	W-833-34	6/14/21	DUP	Methyl t-Butyl Ether	<	0.005	PPM(V/V)	D
OU8	W-833-34	6/14/21	DUP	Methylene chloride	<	0.005	PPM(V/V)	D
OU8	W-833-34	6/14/21	DUP	o-Xylene	<	0.005	PPM(V/V)	D
OU8	W-833-34	6/14/21	DUP	1,1,2,2-Tetrachloroethane	<	0.005	PPM(V/V)	D
OU8	W-833-34	6/14/21	DUP	Tetrachloroethene	<	0.005	PPM(V/V)	D
OU8	W-833-34	6/14/21	DUP	Toluene	<	0.005	PPM(V/V)	D
OU8	W-833-34	6/14/21	DUP	1,1,1-Trichloroethane	<	0.005	PPM(V/V)	D
OU8	W-833-34	6/14/21	DUP	1,1,2-Trichloroethane	<	0.005	PPM(V/V)	D
OU8	W-833-34	6/14/21	DUP	Trichloroethene		0.66	PPM(V/V)	D
OU8	W-833-34	6/14/21	DUP	Trichlorofluoromethane	<	0.005	PPM(V/V)	D
OU8	W-833-34	6/14/21	DUP	1,2,4-Trimethylbenzene	<	0.005	PPM(V/V)	D
OU8	W-833-34	6/14/21	DUP	1,3,5-Trimethylbenzene	<	0.005	PPM(V/V)	D
OU8	W-833-34	6/14/21	DUP	Vinyl chloride	<	0.005	PPM(V/V)	D
OU8	W-833-34	6/14/21	DUP	m- and p-Xylene Isomers	<	0.005	PPM(V/V)	D

Attachment 1. Table 2. Soil vapor analytical data collected from wells, Site 300, 2021.

OU	Location	Date	Sample Type	Parameter	LOS Indicator	Result	Units	QA Flag
OU8	W-833-34	9/29/21		Benzene	<	0.005	PPM(V/V)	D
OU8	W-833-34	9/29/21		Bromodichloromethane	<	0.005	PPM(V/V)	D
OU8	W-833-34	9/29/21		Bromoform	<	0.005	PPM(V/V)	D
OU8	W-833-34	9/29/21		Bromomethane	<	0.005	PPM(V/V)	D
OU8	W-833-34	9/29/21		Carbon tetrachloride	<	0.005	PPM(V/V)	D
OU8	W-833-34	9/29/21		Chlorobenzene	<	0.005	PPM(V/V)	D
OU8	W-833-34	9/29/21		Chloroethane	<	0.005	PPM(V/V)	D
OU8	W-833-34	9/29/21		Chloroform	<	0.005	PPM(V/V)	D
OU8	W-833-34	9/29/21		Chloromethane	<	0.005	PPM(V/V)	D
OU8	W-833-34	9/29/21		Dibromochloromethane	<	0.005	PPM(V/V)	D
OU8	W-833-34	9/29/21		1,2-Dichlorobenzene	<	0.005	PPM(V/V)	D
OU8	W-833-34	9/29/21		1,3-Dichlorobenzene	<	0.005	PPM(V/V)	D
OU8	W-833-34	9/29/21		1,4-Dichlorobenzene	<	0.005	PPM(V/V)	D
OU8	W-833-34	9/29/21		Dichlorodifluoromethane	<	0.005	PPM(V/V)	D
OU8	W-833-34	9/29/21		1,1-Dichloroethane	<	0.005	PPM(V/V)	D
OU8	W-833-34	9/29/21		1,2-Dichloroethane	<	0.005	PPM(V/V)	D
OU8	W-833-34	9/29/21		1,1-Dichloroethene	<	0.005	PPM(V/V)	D
OU8	W-833-34	9/29/21		cis-1,2-Dichloroethene	<	0.005	PPM(V/V)	D
OU8	W-833-34	9/29/21		trans-1,2-Dichloroethene	<	0.005	PPM(V/V)	D
OU8	W-833-34	9/29/21		1,2-Dichloroethene (total)	<	0.01	PPM(V/V)	D
OU8	W-833-34	9/29/21		1,2-Dichloropropane	<	0.005	PPM(V/V)	D
OU8	W-833-34	9/29/21		cis-1,3-Dichloropropene	<	0.005	PPM(V/V)	D
OU8	W-833-34	9/29/21		trans-1,3-Dichloropropene	<	0.005	PPM(V/V)	D
OU8	W-833-34	9/29/21		Ethylbenzene	<	0.005	PPM(V/V)	D
OU8	W-833-34	9/29/21		Ethylene Dibromide	<	0.005	PPM(V/V)	D
OU8	W-833-34	9/29/21		Trichlorotrifluoroethane	<	0.005	PPM(V/V)	D
OU8	W-833-34	9/29/21		1,2-Dichlorotetrafluoroethane	<	0.005	PPM(V/V)	D
OU8	W-833-34	9/29/21		Isopropyl Alcohol	<	0.005	PPM(V/V)	D
OU8	W-833-34	9/29/21		Methyl t-Butyl Ether	<	0.005	PPM(V/V)	D
OU8	W-833-34	9/29/21		Methylene chloride	<	0.005	PPM(V/V)	D
OU8	W-833-34	9/29/21		o-Xylene	<	0.005	PPM(V/V)	D
OU8	W-833-34	9/29/21		1,1,2,2-Tetrachloroethane	<	0.005	PPM(V/V)	D
OU8	W-833-34	9/29/21		Tetrachloroethene	<	0.005	PPM(V/V)	D
OU8	W-833-34	9/29/21		Toluene	<	0.005	PPM(V/V)	D
OU8	W-833-34	9/29/21		1,1,1-Trichloroethane	<	0.005	PPM(V/V)	D
OU8	W-833-34	9/29/21		1,1,2-Trichloroethane	<	0.005	PPM(V/V)	D
OU8	W-833-34	9/29/21		Trichloroethene		0.52	PPM(V/V)	D
OU8	W-833-34	9/29/21		Trichlorofluoromethane	<	0.005	PPM(V/V)	D
OU8	W-833-34	9/29/21		1,2,4-Trimethylbenzene	<	0.005	PPM(V/V)	D
OU8	W-833-34	9/29/21		1,3,5-Trimethylbenzene	<	0.005	PPM(V/V)	D
OU8	W-833-34	9/29/21		Vinyl chloride	<	0.005	PPM(V/V)	D
OU8	W-833-34	9/29/21		m- and p-Xylene Isomers	<	0.005	PPM(V/V)	D
OU8	W-833-34	12/21/21		Benzene	<	0.005	PPM(V/V)	D
OU8	W-833-34	12/21/21		Bromodichloromethane	<	0.005	PPM(V/V)	D
OU8	W-833-34	12/21/21		Bromoform	<	0.005	PPM(V/V)	D
OU8	W-833-34	12/21/21		Bromomethane	<	0.005	PPM(V/V)	D
OU8	W-833-34	12/21/21		Carbon tetrachloride	<	0.005	PPM(V/V)	D
OU8	W-833-34	12/21/21		Chlorobenzene	<	0.005	PPM(V/V)	D
OU8	W-833-34	12/21/21		Chloroethane	<	0.005	PPM(V/V)	D
OU8	W-833-34	12/21/21		Chloroform	<	0.005	PPM(V/V)	D
OU8	W-833-34	12/21/21		Chloromethane	<	0.005	PPM(V/V)	D
OU8	W-833-34	12/21/21		Dibromochloromethane	<	0.005	PPM(V/V)	D
OU8	W-833-34	12/21/21		1,2-Dichlorobenzene	<	0.005	PPM(V/V)	D
OU8	W-833-34	12/21/21		1,3-Dichlorobenzene	<	0.005	PPM(V/V)	D
OU8	W-833-34	12/21/21		1,4-Dichlorobenzene	<	0.005	PPM(V/V)	D
OU8	W-833-34	12/21/21		Dichlorodifluoromethane	<	0.005	PPM(V/V)	D
OU8	W-833-34	12/21/21		1,1-Dichloroethane	<	0.005	PPM(V/V)	D
OU8	W-833-34	12/21/21		1,2-Dichloroethane	<	0.005	PPM(V/V)	D
OU8	W-833-34	12/21/21		1,1-Dichloroethene	<	0.005	PPM(V/V)	D
OU8	W-833-34	12/21/21		cis-1,2-Dichloroethene	<	0.005	PPM(V/V)	D
OU8	W-833-34	12/21/21		trans-1,2-Dichloroethene	<	0.005	PPM(V/V)	D
OU8	W-833-34	12/21/21		1,2-Dichloroethene (total)	<	0.01	PPM(V/V)	D
OU8	W-833-34	12/21/21		1,2-Dichloropropane	<	0.005	PPM(V/V)	D
OU8	W-833-34	12/21/21		cis-1,3-Dichloropropene	<	0.005	PPM(V/V)	D
OU8	W-833-34	12/21/21		trans-1,3-Dichloropropene	<	0.005	PPM(V/V)	D
OU8	W-833-34	12/21/21		Ethylbenzene	<	0.005	PPM(V/V)	D

Attachment 1. Table 2. Soil vapor analytical data collected from wells, Site 300, 2021.

OU	Location	Date	Sample Type	Parameter	LOS Indicator	Result	Units	QA Flag
OU8	W-833-34	12/21/21		Ethylene Dibromide	<	0.005	PPM(V/V)	D
OU8	W-833-34	12/21/21		Trichlorotrifluoroethane	<	0.005	PPM(V/V)	D
OU8	W-833-34	12/21/21		1,2-Dichlorotetrafluoroethane	<	0.005	PPM(V/V)	D
OU8	W-833-34	12/21/21		Isopropyl Alcohol	<	0.005	PPM(V/V)	D
OU8	W-833-34	12/21/21		Methyl t-Butyl Ether	<	0.005	PPM(V/V)	D
OU8	W-833-34	12/21/21		Methylene chloride	<	0.005	PPM(V/V)	D
OU8	W-833-34	12/21/21		o-Xylene	<	0.005	PPM(V/V)	D
OU8	W-833-34	12/21/21		1,1,2,2-Tetrachloroethane	<	0.005	PPM(V/V)	D
OU8	W-833-34	12/21/21		Tetrachloroethene	<	0.005	PPM(V/V)	D
OU8	W-833-34	12/21/21		Toluene	<	0.005	PPM(V/V)	D
OU8	W-833-34	12/21/21		1,1,1-Trichloroethane	<	0.005	PPM(V/V)	D
OU8	W-833-34	12/21/21		1,1,2-Trichloroethane	<	0.005	PPM(V/V)	D
OU8	W-833-34	12/21/21		Trichloroethene		0.72	PPM(V/V)	D
OU8	W-833-34	12/21/21		Trichlorofluoromethane	<	0.005	PPM(V/V)	D
OU8	W-833-34	12/21/21		1,2,4-Trimethylbenzene	<	0.005	PPM(V/V)	D
OU8	W-833-34	12/21/21		1,3,5-Trimethylbenzene	<	0.005	PPM(V/V)	D
OU8	W-833-34	12/21/21		Vinyl chloride	<	0.005	PPM(V/V)	D
OU8	W-833-34	12/21/21		m- and p-Xylene Isomers	<	0.005	PPM(V/V)	D

PPM(V/V) = Parts per million on a volume-to-volume basis.
< Indicates the measured value is less than the reporting limit.

Data qualifier flags
B = Analyte found in method blank; sample results should be evaluated.
D = Analysis performed at a secondary dilution or concentration.
E = The analyte was detected below the LLNL reporting limit, but above the analytical laboratory minimum detection limit or activity.
F = Analyte found in field blank, trip blank, or equipment blank; sample results should be evaluated.
H = Sample analyzed outside of holding time; sample results should be evaluated.
I = Surrogate or tracer yield recoveries were outside of QC limits; sample results should be evaluated.
J = The analyte was positively identified; however, the associated numerical value is the approximate concentration or activity of the analyte in the sample.
L = Matrix spike recoveries not within control limits.
O = Matrix spike duplicate relative percent difference (RPD), sample duplicate RPD, or relative error ratio (RER) not within control limits.

Sample types
DUP = Duplicate sample.

Attachment 1. Table 3.

Vapor intrusion analytical data, Site 300, 2021

Attachment 1. Table 3. Vapor intrusion analytical data, Site 300, 2021.

OU	Location	Date	Sample Type	Sample Method	Parameter	LOS Indicator	Result in PPM(V/V)	Result in µg/m³	QA Flag
OU1	VI-B875-R100-01	1/4/21		Radiello	1,1,1-Trichloroethane	<	0.000029	0.16	
OU1	VI-B875-R100-01	1/4/21		Radiello	1,1,2-Trichloroethane	<	0.000028	0.15	
OU1	VI-B875-R100-01	1/4/21		Radiello	1,1-Dichloroethane	<	0.000039	0.16	
OU1	VI-B875-R100-01	1/4/21		Radiello	1,1-Dichloroethene	<	0.00013	0.52	
OU1	VI-B875-R100-01	1/4/21		Radiello	1,2-Dichloroethane	<	0.000032	0.13	E
OU1	VI-B875-R100-01	1/4/21		Radiello	Carbon tetrachloride		0.000047	0.30	
OU1	VI-B875-R100-01	1/4/21		Radiello	Chloroform	<	0.000027	0.13	E
OU1	VI-B875-R100-01	1/4/21		Radiello	Tetrachloroethene		0.000048	0.33	
OU1	VI-B875-R100-01	1/4/21		Radiello	Trichloroethene		0.000081	0.44	
OU1	VI-B875-R100-01	1/4/21		Radiello	cis-1,2-Dichloroethene	<	0.00004	0.16	
OU1	VI-B875-R100-01	1/4/21		Radiello	trans-1,2-Dichloroethene	<	0.000083	0.33	
OU1	VI-B875-R100-01	7/6/21		Radiello	1,1,1-Trichloroethane	<	0.00003	0.16	
OU1	VI-B875-R100-01	7/6/21		Radiello	1,1,2-Trichloroethane	<	0.000028	0.15	
OU1	VI-B875-R100-01	7/6/21		Radiello	1,1-Dichloroethane	<	0.000039	0.16	
OU1	VI-B875-R100-01	7/6/21		Radiello	1,1-Dichloroethene	<	0.00013	0.52	
OU1	VI-B875-R100-01	7/6/21		Radiello	1,2-Dichloroethane	<	0.000032	0.13	E
OU1	VI-B875-R100-01	7/6/21		Radiello	Carbon tetrachloride		0.000056	0.35	
OU1	VI-B875-R100-01	7/6/21		Radiello	Chloroform	<	0.000027	0.13	E
OU1	VI-B875-R100-01	7/6/21		Radiello	Tetrachloroethene		0.00004	0.27	
OU1	VI-B875-R100-01	7/6/21		Radiello	Trichloroethene	<	0.000027	0.15	E
OU1	VI-B875-R100-01	7/6/21		Radiello	cis-1,2-Dichloroethene	<	0.00004	0.16	
OU1	VI-B875-R100-01	7/6/21		Radiello	trans-1,2-Dichloroethene	<	0.000084	0.33	
OU1	VI-B875-R100-01	7/6/21	DUP	Radiello	1,1,1-Trichloroethane	<	0.00003	0.16	
OU1	VI-B875-R100-01	7/6/21	DUP	Radiello	1,1,2-Trichloroethane	<	0.000028	0.15	
OU1	VI-B875-R100-01	7/6/21	DUP	Radiello	1,1-Dichloroethane	<	0.000039	0.16	
OU1	VI-B875-R100-01	7/6/21	DUP	Radiello	1,1-Dichloroethene	<	0.00013	0.52	
OU1	VI-B875-R100-01	7/6/21	DUP	Radiello	1,2-Dichloroethane	<	0.000032	0.13	E
OU1	VI-B875-R100-01	7/6/21	DUP	Radiello	Carbon tetrachloride		0.000053	0.33	
OU1	VI-B875-R100-01	7/6/21	DUP	Radiello	Chloroform	<	0.000027	0.13	E
OU1	VI-B875-R100-01	7/6/21	DUP	Radiello	Tetrachloroethene		0.000039	0.26	
OU1	VI-B875-R100-01	7/6/21	DUP	Radiello	Trichloroethene	<	0.000027	0.15	E
OU1	VI-B875-R100-01	7/6/21	DUP	Radiello	cis-1,2-Dichloroethene	<	0.00004	0.16	
OU1	VI-B875-R100-01	7/6/21	DUP	Radiello	trans-1,2-Dichloroethene	<	0.000084	0.33	
OU1	VI-B875-R100A-01	1/4/21	DUP	Radiello	1,1,1-Trichloroethane	<	0.000029	0.16	
OU1	VI-B875-R100A-01	1/4/21	DUP	Radiello	1,1,2-Trichloroethane	<	0.000028	0.15	
OU1	VI-B875-R100A-01	1/4/21	DUP	Radiello	1,1-Dichloroethane	<	0.000039	0.16	
OU1	VI-B875-R100A-01	1/4/21	DUP	Radiello	1,1-Dichloroethene	<	0.00013	0.52	
OU1	VI-B875-R100A-01	1/4/21	DUP	Radiello	1,2-Dichloroethane		0.00014	0.57	
OU1	VI-B875-R100A-01	1/4/21	DUP	Radiello	Carbon tetrachloride		0.000045	0.28	
OU1	VI-B875-R100A-01	1/4/21	DUP	Radiello	Chloroform	<	0.000027	0.13	E
OU1	VI-B875-R100A-01	1/4/21	DUP	Radiello	Tetrachloroethene	<	0.000025	0.17	E
OU1	VI-B875-R100A-01	1/4/21	DUP	Radiello	Trichloroethene	<	0.000027	0.15	E
OU1	VI-B875-R100A-01	1/4/21	DUP	Radiello	cis-1,2-Dichloroethene	<	0.00004	0.16	
OU1	VI-B875-R100A-01	1/4/21	DUP	Radiello	trans-1,2-Dichloroethene	<	0.000084	0.33	
OU1	VI-B875-R100A-01	1/4/21		Radiello	1,1,1-Trichloroethane	<	0.000029	0.16	
OU1	VI-B875-R100A-01	1/4/21		Radiello	1,1,2-Trichloroethane	<	0.000028	0.15	
OU1	VI-B875-R100A-01	1/4/21		Radiello	1,1-Dichloroethane	<	0.000039	0.16	
OU1	VI-B875-R100A-01	1/4/21		Radiello	1,1-Dichloroethene	<	0.00013	0.52	
OU1	VI-B875-R100A-01	1/4/21		Radiello	1,2-Dichloroethane		0.00014	0.57	
OU1	VI-B875-R100A-01	1/4/21		Radiello	Carbon tetrachloride		0.000047	0.30	
OU1	VI-B875-R100A-01	1/4/21		Radiello	Chloroform	<	0.000027	0.13	E
OU1	VI-B875-R100A-01	1/4/21		Radiello	Tetrachloroethene	<	0.000025	0.17	E
OU1	VI-B875-R100A-01	1/4/21		Radiello	Trichloroethene	<	0.000027	0.15	E
OU1	VI-B875-R100A-01	1/4/21		Radiello	cis-1,2-Dichloroethene	<	0.00004	0.16	
OU1	VI-B875-R100A-01	1/4/21		Radiello	trans-1,2-Dichloroethene	<	0.000084	0.33	
OU1	VI-B875-R100A-01	7/6/21		Radiello	1,1,1-Trichloroethane	<	0.000029	0.16	
OU1	VI-B875-R100A-01	7/6/21		Radiello	1,1,2-Trichloroethane	<	0.000028	0.15	
OU1	VI-B875-R100A-01	7/6/21		Radiello	1,1-Dichloroethane	<	0.000039	0.16	
OU1	VI-B875-R100A-01	7/6/21		Radiello	1,1-Dichloroethene	<	0.00013	0.52	
OU1	VI-B875-R100A-01	7/6/21		Radiello	1,2-Dichloroethane		0.00025	1.01	
OU1	VI-B875-R100A-01	7/6/21		Radiello	Carbon tetrachloride		0.000044	0.28	
OU1	VI-B875-R100A-01	7/6/21		Radiello	Chloroform	<	0.000027	0.13	E
OU1	VI-B875-R100A-01	7/6/21		Radiello	Tetrachloroethene		0.000031	0.21	
OU1	VI-B875-R100A-01	7/6/21		Radiello	Trichloroethene	<	0.000027	0.15	E
OU1	VI-B875-R100A-01	7/6/21		Radiello	cis-1,2-Dichloroethene	<	0.00004	0.16	
OU1	VI-B875-R100A-01	7/6/21		Radiello	trans-1,2-Dichloroethene	<	0.000084	0.33	

Attachment 1. Table 3. Vapor intrusion analytical data, Site 300, 2021.

OU	Location	Date	Sample Type	Sample Method	Parameter	LOS Indicator	Result in PPM(V/V)	Result in µg/m³	QA Flag
OU1	VI-B875-R100A-01	7/6/21	DUP	Radiello	1,1,1-Trichloroethane	<	0.000029	0.16	
OU1	VI-B875-R100A-01	7/6/21	DUP	Radiello	1,1,2-Trichloroethane	<	0.000028	0.15	
OU1	VI-B875-R100A-01	7/6/21	DUP	Radiello	1,1-Dichloroethane	<	0.000039	0.16	
OU1	VI-B875-R100A-01	7/6/21	DUP	Radiello	1,1-Dichloroethene	<	0.00013	0.52	
OU1	VI-B875-R100A-01	7/6/21	DUP	Radiello	1,2-Dichloroethane		0.0003	1.21	
OU1	VI-B875-R100A-01	7/6/21	DUP	Radiello	Carbon tetrachloride		0.000054	0.34	
OU1	VI-B875-R100A-01	7/6/21	DUP	Radiello	Chloroform	<	0.000027	0.13	E
OU1	VI-B875-R100A-01	7/6/21	DUP	Radiello	Tetrachloroethene		0.000037	0.25	
OU1	VI-B875-R100A-01	7/6/21	DUP	Radiello	Trichloroethene	<	0.000027	0.15	E
OU1	VI-B875-R100A-01	7/6/21	DUP	Radiello	cis-1,2-Dichloroethene	<	0.00004	0.16	
OU1	VI-B875-R100A-01	7/6/21	DUP	Radiello	trans-1,2-Dichloroethene	<	0.000084	0.33	
OU1	VI-B875-R101-01	1/4/21		Radiello	1,1,1-Trichloroethane	<	0.000029	0.16	
OU1	VI-B875-R101-01	1/4/21		Radiello	1,1,2-Trichloroethane	<	0.000028	0.15	
OU1	VI-B875-R101-01	1/4/21		Radiello	1,1-Dichloroethane	<	0.000039	0.16	
OU1	VI-B875-R101-01	1/4/21		Radiello	1,1-Dichloroethene	<	0.00013	0.52	
OU1	VI-B875-R101-01	1/4/21		Radiello	1,2-Dichloroethane	<	0.000032	0.13	E
OU1	VI-B875-R101-01	1/4/21		Radiello	Carbon tetrachloride		0.000049	0.31	
OU1	VI-B875-R101-01	1/4/21		Radiello	Chloroform	<	0.000027	0.13	E
OU1	VI-B875-R101-01	1/4/21		Radiello	Tetrachloroethene	<	0.000025	0.17	E
OU1	VI-B875-R101-01	1/4/21		Radiello	Trichloroethene	<	0.000027	0.15	E
OU1	VI-B875-R101-01	1/4/21		Radiello	cis-1,2-Dichloroethene	<	0.00004	0.16	
OU1	VI-B875-R101-01	1/4/21		Radiello	trans-1,2-Dichloroethene	<	0.000084	0.33	
OU1	VI-B875-R101-01	7/6/21		Radiello	1,1,1-Trichloroethane	<	0.00003	0.16	
OU1	VI-B875-R101-01	7/6/21		Radiello	1,1,2-Trichloroethane	<	0.000028	0.15	
OU1	VI-B875-R101-01	7/6/21		Radiello	1,1-Dichloroethane	<	0.000039	0.16	
OU1	VI-B875-R101-01	7/6/21		Radiello	1,1-Dichloroethene	<	0.00013	0.52	
OU1	VI-B875-R101-01	7/6/21		Radiello	1,2-Dichloroethane	<	0.000032	0.13	E
OU1	VI-B875-R101-01	7/6/21		Radiello	Carbon tetrachloride		0.000042	0.26	
OU1	VI-B875-R101-01	7/6/21		Radiello	Chloroform	<	0.000027	0.13	E
OU1	VI-B875-R101-01	7/6/21		Radiello	Tetrachloroethene	<	0.000025	0.17	E
OU1	VI-B875-R101-01	7/6/21		Radiello	Trichloroethene	<	0.000027	0.15	
OU1	VI-B875-R101-01	7/6/21		Radiello	cis-1,2-Dichloroethene	<	0.00004	0.16	
OU1	VI-B875-R101-01	7/6/21		Radiello	trans-1,2-Dichloroethene	<	0.000084	0.33	
OU1	VI-B875-R123-01	1/4/21	DUP	Radiello	1,1,1-Trichloroethane	<	0.000029	0.16	
OU1	VI-B875-R123-01	1/4/21	DUP	Radiello	1,1,2-Trichloroethane	<	0.000028	0.15	
OU1	VI-B875-R123-01	1/4/21	DUP	Radiello	1,1-Dichloroethane	<	0.000039	0.16	
OU1	VI-B875-R123-01	1/4/21	DUP	Radiello	1,1-Dichloroethene	<	0.00013	0.52	
OU1	VI-B875-R123-01	1/4/21	DUP	Radiello	1,2-Dichloroethane	<	0.000032	0.13	E
OU1	VI-B875-R123-01	1/4/21	DUP	Radiello	Carbon tetrachloride		0.000048	0.30	
OU1	VI-B875-R123-01	1/4/21	DUP	Radiello	Chloroform	<	0.000027	0.13	E
OU1	VI-B875-R123-01	1/4/21	DUP	Radiello	Tetrachloroethene	<	0.000025	0.17	E
OU1	VI-B875-R123-01	1/4/21	DUP	Radiello	Trichloroethene	<	0.000027	0.15	E
OU1	VI-B875-R123-01	1/4/21	DUP	Radiello	cis-1,2-Dichloroethene	<	0.00004	0.16	
OU1	VI-B875-R123-01	1/4/21	DUP	Radiello	trans-1,2-Dichloroethene	<	0.000084	0.33	
OU1	VI-B875-R123-01	1/4/21		Radiello	1,1,1-Trichloroethane	<	0.000029	0.16	
OU1	VI-B875-R123-01	1/4/21		Radiello	1,1,2-Trichloroethane	<	0.000028	0.15	
OU1	VI-B875-R123-01	1/4/21		Radiello	1,1-Dichloroethane	<	0.000039	0.16	
OU1	VI-B875-R123-01	1/4/21		Radiello	1,1-Dichloroethene	<	0.00013	0.52	
OU1	VI-B875-R123-01	1/4/21		Radiello	1,2-Dichloroethane	<	0.000032	0.13	E
OU1	VI-B875-R123-01	1/4/21		Radiello	Carbon tetrachloride		0.00005	0.31	
OU1	VI-B875-R123-01	1/4/21		Radiello	Chloroform	<	0.000027	0.13	E
OU1	VI-B875-R123-01	1/4/21		Radiello	Tetrachloroethene	<	0.000025	0.17	E
OU1	VI-B875-R123-01	1/4/21		Radiello	Trichloroethene	<	0.000027	0.15	E
OU1	VI-B875-R123-01	1/4/21		Radiello	cis-1,2-Dichloroethene	<	0.00004	0.16	
OU1	VI-B875-R123-01	1/4/21		Radiello	trans-1,2-Dichloroethene	<	0.000084	0.33	
OU1	VI-B875-R123-01	7/6/21		Radiello	1,1,1-Trichloroethane	<	0.00003	0.16	
OU1	VI-B875-R123-01	7/6/21		Radiello	1,1,2-Trichloroethane	<	0.000028	0.15	
OU1	VI-B875-R123-01	7/6/21		Radiello	1,1-Dichloroethane	<	0.000039	0.16	
OU1	VI-B875-R123-01	7/6/21		Radiello	1,1-Dichloroethene	<	0.00013	0.52	
OU1	VI-B875-R123-01	7/6/21		Radiello	1,2-Dichloroethane	<	0.000032	0.13	E
OU1	VI-B875-R123-01	7/6/21		Radiello	Carbon tetrachloride		0.000056	0.35	
OU1	VI-B875-R123-01	7/6/21		Radiello	Chloroform	<	0.000027	0.13	E
OU1	VI-B875-R123-01	7/6/21		Radiello	Tetrachloroethene		0.000083	0.56	
OU1	VI-B875-R123-01	7/6/21		Radiello	Trichloroethene		0.000036	0.19	
OU1	VI-B875-R123-01	7/6/21		Radiello	cis-1,2-Dichloroethene	<	0.00004	0.16	
OU1	VI-B875-R123-01	7/6/21		Radiello	trans-1,2-Dichloroethene	<	0.000084	0.33	E

Attachment 1. Table 3. Vapor intrusion analytical data, Site 300, 2021.

OU	Location	Date	Sample Type	Sample Method	Parameter	LOS Indicator	Result in PPM(V/V)	Result in µg/m³	QA Flag
OU1	VI-B875-R124C-02	1/4/21		Radiello	1,1,1-Trichloroethane	<	0.000029	0.16	
OU1	VI-B875-R124C-02	1/4/21		Radiello	1,1,2-Trichloroethane	<	0.000028	0.15	
OU1	VI-B875-R124C-02	1/4/21		Radiello	1,1-Dichloroethane	<	0.000039	0.16	
OU1	VI-B875-R124C-02	1/4/21		Radiello	1,1-Dichloroethene	<	0.00013	0.52	
OU1	VI-B875-R124C-02	1/4/21		Radiello	1,2-Dichloroethane	<	0.000032	0.13	E
OU1	VI-B875-R124C-02	1/4/21		Radiello	Carbon tetrachloride		0.000053	0.33	
OU1	VI-B875-R124C-02	1/4/21		Radiello	Chloroform	<	0.000027	0.13	E
OU1	VI-B875-R124C-02	1/4/21		Radiello	Tetrachloroethene		0.000029	0.20	
OU1	VI-B875-R124C-02	1/4/21		Radiello	Trichloroethene		0.000031	0.17	
OU1	VI-B875-R124C-02	1/4/21		Radiello	cis-1,2-Dichloroethene	<	0.00004	0.16	
OU1	VI-B875-R124C-02	1/4/21		Radiello	trans-1,2-Dichloroethene	<	0.000083	0.33	
OU1	VI-B875-R124C-02	7/6/21		Radiello	1,1,1-Trichloroethane	<	0.00003	0.16	
OU1	VI-B875-R124C-02	7/6/21		Radiello	1,1,2-Trichloroethane	<	0.000028	0.15	
OU1	VI-B875-R124C-02	7/6/21		Radiello	1,1-Dichloroethane	<	0.000039	0.16	
OU1	VI-B875-R124C-02	7/6/21		Radiello	1,1-Dichloroethene	<	0.00013	0.52	
OU1	VI-B875-R124C-02	7/6/21		Radiello	1,2-Dichloroethane	<	0.000032	0.13	E
OU1	VI-B875-R124C-02	7/6/21		Radiello	Carbon tetrachloride		0.00004	0.25	
OU1	VI-B875-R124C-02	7/6/21		Radiello	Chloroform	<	0.000027	0.13	E
OU1	VI-B875-R124C-02	7/6/21		Radiello	Tetrachloroethene		0.00005	0.34	
OU1	VI-B875-R124C-02	7/6/21		Radiello	Trichloroethene	<	0.000027	0.15	E
OU1	VI-B875-R124C-02	7/6/21		Radiello	cis-1,2-Dichloroethene	<	0.00004	0.16	
OU1	VI-B875-R124C-02	7/6/21		Radiello	trans-1,2-Dichloroethene	<	0.000084	0.33	E
OU1	VI-B875-R130-01	1/4/21		Radiello	1,1,1-Trichloroethane	<	0.000029	0.16	
OU1	VI-B875-R130-01	1/4/21		Radiello	1,1,2-Trichloroethane	<	0.000028	0.15	
OU1	VI-B875-R130-01	1/4/21		Radiello	1,1-Dichloroethane	<	0.000039	0.16	
OU1	VI-B875-R130-01	1/4/21		Radiello	1,1-Dichloroethene	<	0.00013	0.52	
OU1	VI-B875-R130-01	1/4/21		Radiello	1,2-Dichloroethane	<	0.000032	0.13	E
OU1	VI-B875-R130-01	1/4/21		Radiello	Carbon tetrachloride		0.000052	0.33	
OU1	VI-B875-R130-01	1/4/21		Radiello	Chloroform	<	0.000027	0.13	E
OU1	VI-B875-R130-01	1/4/21		Radiello	Tetrachloroethene		0.000041	0.28	
OU1	VI-B875-R130-01	1/4/21		Radiello	Trichloroethene		0.000052	0.28	
OU1	VI-B875-R130-01	1/4/21		Radiello	cis-1,2-Dichloroethene	<	0.00004	0.16	
OU1	VI-B875-R130-01	1/4/21		Radiello	trans-1,2-Dichloroethene	<	0.000084	0.33	E
OU1	VI-B875-R130-01	7/6/21		Radiello	1,1,1-Trichloroethane	<	0.000029	0.16	
OU1	VI-B875-R130-01	7/6/21		Radiello	1,1,2-Trichloroethane	<	0.000028	0.15	
OU1	VI-B875-R130-01	7/6/21		Radiello	1,1-Dichloroethane	<	0.000039	0.16	
OU1	VI-B875-R130-01	7/6/21		Radiello	1,1-Dichloroethene	<	0.00013	0.52	
OU1	VI-B875-R130-01	7/6/21		Radiello	1,2-Dichloroethane	<	0.000032	0.13	E
OU1	VI-B875-R130-01	7/6/21		Radiello	Carbon tetrachloride		0.000047	0.30	
OU1	VI-B875-R130-01	7/6/21		Radiello	Chloroform	<	0.000027	0.13	E
OU1	VI-B875-R130-01	7/6/21		Radiello	Tetrachloroethene		0.00009	0.61	
OU1	VI-B875-R130-01	7/6/21		Radiello	Trichloroethene		0.000055	0.30	
OU1	VI-B875-R130-01	7/6/21		Radiello	cis-1,2-Dichloroethene	<	0.00004	0.16	
OU1	VI-B875-R130-01	7/6/21		Radiello	trans-1,2-Dichloroethene	<	0.000084	0.33	E
OU1	VI-B875-R130A-01	1/4/21		Radiello	1,1,1-Trichloroethane	<	0.000029	0.16	
OU1	VI-B875-R130A-01	1/4/21		Radiello	1,1,2-Trichloroethane	<	0.000028	0.15	
OU1	VI-B875-R130A-01	1/4/21		Radiello	1,1-Dichloroethane	<	0.000039	0.16	
OU1	VI-B875-R130A-01	1/4/21		Radiello	1,1-Dichloroethene	<	0.00013	0.52	
OU1	VI-B875-R130A-01	1/4/21		Radiello	1,2-Dichloroethane	<	0.000032	0.13	E
OU1	VI-B875-R130A-01	1/4/21		Radiello	Carbon tetrachloride		0.000046	0.29	
OU1	VI-B875-R130A-01	1/4/21		Radiello	Chloroform	<	0.000027	0.13	E
OU1	VI-B875-R130A-01	1/4/21		Radiello	Tetrachloroethene		0.000031	0.21	
OU1	VI-B875-R130A-01	1/4/21		Radiello	Trichloroethene		0.000044	0.24	
OU1	VI-B875-R130A-01	1/4/21		Radiello	cis-1,2-Dichloroethene	<	0.00004	0.16	
OU1	VI-B875-R130A-01	1/4/21		Radiello	trans-1,2-Dichloroethene	<	0.000083	0.33	E
OU1	VI-B875-R130A-01	7/6/21		Radiello	1,1,1-Trichloroethane	<	0.00003	0.16	
OU1	VI-B875-R130A-01	7/6/21		Radiello	1,1,2-Trichloroethane	<	0.000028	0.15	
OU1	VI-B875-R130A-01	7/6/21		Radiello	1,1-Dichloroethane	<	0.000039	0.16	
OU1	VI-B875-R130A-01	7/6/21		Radiello	1,1-Dichloroethene	<	0.00013	0.52	
OU1	VI-B875-R130A-01	7/6/21		Radiello	1,2-Dichloroethane	<	0.000032	0.13	E
OU1	VI-B875-R130A-01	7/6/21		Radiello	Carbon tetrachloride		0.000046	0.29	
OU1	VI-B875-R130A-01	7/6/21		Radiello	Chloroform	<	0.000027	0.13	E
OU1	VI-B875-R130A-01	7/6/21		Radiello	Tetrachloroethene		0.000082	0.56	
OU1	VI-B875-R130A-01	7/6/21		Radiello	Trichloroethene		0.000056	0.30	
OU1	VI-B875-R130A-01	7/6/21		Radiello	cis-1,2-Dichloroethene	<	0.00004	0.16	
OU1	VI-B875-R130A-01	7/6/21		Radiello	trans-1,2-Dichloroethene	<	0.000084	0.33	E

Attachment 1. Table 3. Vapor intrusion analytical data, Site 300, 2021.

OU	Location	Date	Sample Type	Sample Method	Parameter	LOS Indicator	Result in PPM(V/V)	Result in µg/m³	QA Flag
OU1	VI-B878-R100-01	1/4/21		Radiello	1,1,1-Trichloroethane	<	0.000029	0.16	
OU1	VI-B878-R100-01	1/4/21		Radiello	1,1,2-Trichloroethane	<	0.000028	0.15	
OU1	VI-B878-R100-01	1/4/21		Radiello	1,1-Dichloroethane	<	0.000039	0.16	
OU1	VI-B878-R100-01	1/4/21		Radiello	1,1-Dichloroethene	<	0.00013	0.52	
OU1	VI-B878-R100-01	1/4/21		Radiello	1,2-Dichloroethane	<	0.000032	0.13	E
OU1	VI-B878-R100-01	1/4/21		Radiello	Carbon tetrachloride		0.000037	0.23	
OU1	VI-B878-R100-01	1/4/21		Radiello	Chloroform	<	0.000027	0.13	E
OU1	VI-B878-R100-01	1/4/21		Radiello	Tetrachloroethene	<	0.000025	0.17	
OU1	VI-B878-R100-01	1/4/21		Radiello	Trichloroethene	<	0.000027	0.15	
OU1	VI-B878-R100-01	1/4/21		Radiello	cis-1,2-Dichloroethene	<	0.00004	0.16	
OU1	VI-B878-R100-01	1/4/21		Radiello	trans-1,2-Dichloroethene	<	0.000084	0.33	
OU1	VI-B878-R100-01	7/6/21		Radiello	1,1,1-Trichloroethane	<	0.00003	0.16	
OU1	VI-B878-R100-01	7/6/21		Radiello	1,1,2-Trichloroethane	<	0.000028	0.15	
OU1	VI-B878-R100-01	7/6/21		Radiello	1,1-Dichloroethane	<	0.000039	0.16	
OU1	VI-B878-R100-01	7/6/21		Radiello	1,1-Dichloroethene	<	0.00013	0.52	
OU1	VI-B878-R100-01	7/6/21		Radiello	1,2-Dichloroethane	<	0.000032	0.13	E
OU1	VI-B878-R100-01	7/6/21		Radiello	Carbon tetrachloride		0.000035	0.22	
OU1	VI-B878-R100-01	7/6/21		Radiello	Chloroform	<	0.000027	0.13	E
OU1	VI-B878-R100-01	7/6/21		Radiello	Tetrachloroethene	<	0.000025	0.17	E
OU1	VI-B878-R100-01	7/6/21		Radiello	Trichloroethene	<	0.000027	0.15	
OU1	VI-B878-R100-01	7/6/21		Radiello	cis-1,2-Dichloroethene	<	0.000041	0.16	
OU1	VI-B878-R100-01	7/6/21		Radiello	trans-1,2-Dichloroethene	<	0.000084	0.33	
OU2	VI-B834A-R104-01	1/19/21		Radiello	1,1,1-Trichloroethane	<	0.00003	0.16	
OU2	VI-B834A-R104-01	1/19/21		Radiello	1,1,2-Trichloroethane	<	0.000028	0.15	
OU2	VI-B834A-R104-01	1/19/21		Radiello	1,1-Dichloroethane	<	0.000039	0.16	
OU2	VI-B834A-R104-01	1/19/21		Radiello	1,1-Dichloroethene	<	0.00013	0.52	
OU2	VI-B834A-R104-01	1/19/21		Radiello	1,2-Dichloroethane	<	0.000032	0.13	E
OU2	VI-B834A-R104-01	1/19/21		Radiello	Carbon tetrachloride		0.000048	0.30	
OU2	VI-B834A-R104-01	1/19/21		Radiello	Chloroform	<	0.000027	0.13	E
OU2	VI-B834A-R104-01	1/19/21		Radiello	Tetrachloroethene	<	0.000025	0.17	
OU2	VI-B834A-R104-01	1/19/21		Radiello	Trichloroethene	<	0.000027	0.15	E
OU2	VI-B834A-R104-01	1/19/21		Radiello	cis-1,2-Dichloroethene	<	0.00004	0.16	
OU2	VI-B834A-R104-01	1/19/21		Radiello	trans-1,2-Dichloroethene	<	0.000084	0.33	
OU2	VI-B834A-R104-01	7/19/21		Radiello	1,1,1-Trichloroethane	<	0.000029	0.16	
OU2	VI-B834A-R104-01	7/19/21		Radiello	1,1,2-Trichloroethane	<	0.000027	0.15	
OU2	VI-B834A-R104-01	7/19/21		Radiello	1,1-Dichloroethane	<	0.000038	0.15	
OU2	VI-B834A-R104-01	7/19/21		Radiello	1,1-Dichloroethene	<	0.00013	0.52	
OU2	VI-B834A-R104-01	7/19/21		Radiello	1,2-Dichloroethane	<	0.000032	0.13	
OU2	VI-B834A-R104-01	7/19/21		Radiello	Carbon tetrachloride		0.000053	0.33	
OU2	VI-B834A-R104-01	7/19/21		Radiello	Chloroform	<	0.000027	0.13	E
OU2	VI-B834A-R104-01	7/19/21		Radiello	Tetrachloroethene	<	0.000024	0.16	
OU2	VI-B834A-R104-01	7/19/21		Radiello	Trichloroethene	<	0.000026	0.14	
OU2	VI-B834A-R104-01	7/19/21		Radiello	cis-1,2-Dichloroethene	<	0.00004	0.16	
OU2	VI-B834A-R104-01	7/19/21		Radiello	trans-1,2-Dichloroethene	<	0.000083	0.33	
OU2	VI-B834A-R105-01	1/19/21		Radiello	1,1,1-Trichloroethane	<	0.00003	0.16	
OU2	VI-B834A-R105-01	1/19/21		Radiello	1,1,2-Trichloroethane	<	0.000028	0.15	
OU2	VI-B834A-R105-01	1/19/21		Radiello	1,1-Dichloroethane	<	0.000039	0.16	
OU2	VI-B834A-R105-01	1/19/21		Radiello	1,1-Dichloroethene	<	0.00013	0.52	
OU2	VI-B834A-R105-01	1/19/21		Radiello	1,2-Dichloroethane	<	0.000032	0.13	E
OU2	VI-B834A-R105-01	1/19/21		Radiello	Carbon tetrachloride		0.000042	0.26	
OU2	VI-B834A-R105-01	1/19/21		Radiello	Chloroform	<	0.000027	0.13	E
OU2	VI-B834A-R105-01	1/19/21		Radiello	Tetrachloroethene	<	0.000025	0.17	
OU2	VI-B834A-R105-01	1/19/21		Radiello	Trichloroethene	<	0.000027	0.15	E
OU2	VI-B834A-R105-01	1/19/21		Radiello	cis-1,2-Dichloroethene	<	0.00004	0.16	
OU2	VI-B834A-R105-01	1/19/21		Radiello	trans-1,2-Dichloroethene	<	0.000084	0.33	
OU2	VI-B834A-R105-01	1/19/21	DUP	Radiello	1,1,1-Trichloroethane	<	0.00003	0.16	
OU2	VI-B834A-R105-01	1/19/21	DUP	Radiello	1,1,2-Trichloroethane	<	0.000028	0.15	
OU2	VI-B834A-R105-01	1/19/21	DUP	Radiello	1,1-Dichloroethane	<	0.000039	0.16	
OU2	VI-B834A-R105-01	1/19/21	DUP	Radiello	1,1-Dichloroethene	<	0.00013	0.52	
OU2	VI-B834A-R105-01	1/19/21	DUP	Radiello	1,2-Dichloroethane	<	0.000032	0.13	E
OU2	VI-B834A-R105-01	1/19/21	DUP	Radiello	Carbon tetrachloride		0.000042	0.26	
OU2	VI-B834A-R105-01	1/19/21	DUP	Radiello	Chloroform	<	0.000027	0.13	E
OU2	VI-B834A-R105-01	1/19/21	DUP	Radiello	Tetrachloroethene	<	0.000025	0.17	
OU2	VI-B834A-R105-01	1/19/21	DUP	Radiello	Trichloroethene	<	0.000027	0.15	
OU2	VI-B834A-R105-01	1/19/21	DUP	Radiello	cis-1,2-Dichloroethene	<	0.00004	0.16	
OU2	VI-B834A-R105-01	1/19/21	DUP	Radiello	trans-1,2-Dichloroethene	<	0.000084	0.33	

Attachment 1. Table 3. Vapor intrusion analytical data, Site 300, 2021.

OU	Location	Date	Sample Type	Sample Method	Parameter	LOS Indicator	Result in PPM(V/V)	Result in µg/m³	QA Flag
OU2	VI-B834A-R105-01	7/19/21		Radiello	1,1,1-Trichloroethane	<	0.000029	0.16	
OU2	VI-B834A-R105-01	7/19/21		Radiello	1,1,2-Trichloroethane	<	0.000027	0.15	
OU2	VI-B834A-R105-01	7/19/21		Radiello	1,1-Dichloroethane	<	0.000038	0.15	
OU2	VI-B834A-R105-01	7/19/21		Radiello	1,1-Dichloroethene	<	0.00013	0.52	
OU2	VI-B834A-R105-01	7/19/21		Radiello	1,2-Dichloroethane	<	0.000032	0.13	
OU2	VI-B834A-R105-01	7/19/21		Radiello	Carbon tetrachloride		0.000045	0.28	
OU2	VI-B834A-R105-01	7/19/21		Radiello	Chloroform	<	0.000027	0.13	E
OU2	VI-B834A-R105-01	7/19/21		Radiello	Tetrachloroethene	<	0.000024	0.16	
OU2	VI-B834A-R105-01	7/19/21		Radiello	Trichloroethene	<	0.000026	0.14	
OU2	VI-B834A-R105-01	7/19/21		Radiello	cis-1,2-Dichloroethene	<	0.00004	0.16	
OU2	VI-B834A-R105-01	7/19/21		Radiello	trans-1,2-Dichloroethene	<	0.000083	0.33	
OU2	VI-B834A-R105-01	7/19/21	DUP	Radiello	1,1,1-Trichloroethane	<	0.000029	0.16	
OU2	VI-B834A-R105-01	7/19/21	DUP	Radiello	1,1,2-Trichloroethane	<	0.000027	0.15	
OU2	VI-B834A-R105-01	7/19/21	DUP	Radiello	1,1-Dichloroethane	<	0.000039	0.16	
OU2	VI-B834A-R105-01	7/19/21	DUP	Radiello	1,1-Dichloroethene	<	0.00013	0.52	
OU2	VI-B834A-R105-01	7/19/21	DUP	Radiello	1,2-Dichloroethane	<	0.000032	0.13	
OU2	VI-B834A-R105-01	7/19/21	DUP	Radiello	Carbon tetrachloride		0.000047	0.30	
OU2	VI-B834A-R105-01	7/19/21	DUP	Radiello	Chloroform	<	0.000027	0.13	E
OU2	VI-B834A-R105-01	7/19/21	DUP	Radiello	Tetrachloroethene	<	0.000025	0.17	
OU2	VI-B834A-R105-01	7/19/21	DUP	Radiello	Trichloroethene	<	0.000026	0.14	
OU2	VI-B834A-R105-01	7/19/21	DUP	Radiello	cis-1,2-Dichloroethene	<	0.00004	0.16	
OU2	VI-B834A-R105-01	7/19/21	DUP	Radiello	trans-1,2-Dichloroethene	<	0.000083	0.33	
OU2	VI-B834C-R103C-01	1/19/21		Radiello	1,1,1-Trichloroethane	<	0.000029	0.16	
OU2	VI-B834C-R103C-01	1/19/21		Radiello	1,1,2-Trichloroethane	<	0.000028	0.15	
OU2	VI-B834C-R103C-01	1/19/21		Radiello	1,1-Dichloroethane	<	0.000039	0.16	
OU2	VI-B834C-R103C-01	1/19/21		Radiello	1,1-Dichloroethene	<	0.00013	0.52	
OU2	VI-B834C-R103C-01	1/19/21		Radiello	1,2-Dichloroethane	<	0.000032	0.13	E
OU2	VI-B834C-R103C-01	1/19/21		Radiello	Carbon tetrachloride		0.00004	0.25	
OU2	VI-B834C-R103C-01	1/19/21		Radiello	Chloroform	<	0.000027	0.13	E
OU2	VI-B834C-R103C-01	1/19/21		Radiello	Tetrachloroethene	<	0.000025	0.17	E
OU2	VI-B834C-R103C-01	1/19/21		Radiello	Trichloroethene		0.00042	2.26	
OU2	VI-B834C-R103C-01	1/19/21		Radiello	cis-1,2-Dichloroethene		0.00011	0.44	
OU2	VI-B834C-R103C-01	1/19/21		Radiello	trans-1,2-Dichloroethene	<	0.000083	0.33	
OU2	VI-B834C-R103C-01	7/19/21		Radiello	1,1,1-Trichloroethane	<	0.000029	0.16	
OU2	VI-B834C-R103C-01	7/19/21		Radiello	1,1,2-Trichloroethane	<	0.000028	0.15	
OU2	VI-B834C-R103C-01	7/19/21		Radiello	1,1-Dichloroethane	<	0.000039	0.16	
OU2	VI-B834C-R103C-01	7/19/21		Radiello	1,1-Dichloroethene	<	0.00013	0.52	
OU2	VI-B834C-R103C-01	7/19/21		Radiello	1,2-Dichloroethane	<	0.000032	0.13	
OU2	VI-B834C-R103C-01	7/19/21		Radiello	Carbon tetrachloride		0.000036	0.23	
OU2	VI-B834C-R103C-01	7/19/21		Radiello	Chloroform	<	0.000027	0.13	E
OU2	VI-B834C-R103C-01	7/19/21		Radiello	Tetrachloroethene	<	0.000025	0.17	E
OU2	VI-B834C-R103C-01	7/19/21		Radiello	Trichloroethene		0.00055	2.96	
OU2	VI-B834C-R103C-01	7/19/21		Radiello	cis-1,2-Dichloroethene		0.000076	0.30	
OU2	VI-B834C-R103C-01	7/19/21		Radiello	trans-1,2-Dichloroethene	<	0.000083	0.33	
OU2	VI-B834H-R100-01	1/19/21		Radiello	1,1,1-Trichloroethane	<	0.00003	0.16	
OU2	VI-B834H-R100-01	1/19/21		Radiello	1,1,2-Trichloroethane	<	0.000028	0.15	
OU2	VI-B834H-R100-01	1/19/21		Radiello	1,1-Dichloroethane	<	0.000039	0.16	
OU2	VI-B834H-R100-01	1/19/21		Radiello	1,1-Dichloroethene	<	0.00013	0.52	
OU2	VI-B834H-R100-01	1/19/21		Radiello	1,2-Dichloroethane	<	0.000032	0.13	E
OU2	VI-B834H-R100-01	1/19/21		Radiello	Carbon tetrachloride		0.000039	0.25	
OU2	VI-B834H-R100-01	1/19/21		Radiello	Chloroform	<	0.000027	0.13	E
OU2	VI-B834H-R100-01	1/19/21		Radiello	Tetrachloroethene	<	0.000025	0.17	
OU2	VI-B834H-R100-01	1/19/21		Radiello	Trichloroethene	<	0.000027	0.15	
OU2	VI-B834H-R100-01	1/19/21		Radiello	cis-1,2-Dichloroethene	<	0.00004	0.16	
OU2	VI-B834H-R100-01	1/19/21		Radiello	trans-1,2-Dichloroethene	<	0.000084	0.33	
OU2	VI-B834H-R100-01	7/19/21		Radiello	1,1,1-Trichloroethane	<	0.000029	0.16	
OU2	VI-B834H-R100-01	7/19/21		Radiello	1,1,2-Trichloroethane	<	0.000027	0.15	
OU2	VI-B834H-R100-01	7/19/21		Radiello	1,1-Dichloroethane	<	0.000039	0.16	
OU2	VI-B834H-R100-01	7/19/21		Radiello	1,1-Dichloroethene	<	0.00013	0.52	
OU2	VI-B834H-R100-01	7/19/21		Radiello	1,2-Dichloroethane	<	0.000032	0.13	
OU2	VI-B834H-R100-01	7/19/21		Radiello	Carbon tetrachloride		0.000042	0.26	
OU2	VI-B834H-R100-01	7/19/21		Radiello	Chloroform	<	0.000027	0.13	
OU2	VI-B834H-R100-01	7/19/21		Radiello	Tetrachloroethene	<	0.000025	0.17	
OU2	VI-B834H-R100-01	7/19/21		Radiello	Trichloroethene	<	0.000027	0.15	E
OU2	VI-B834H-R100-01	7/19/21		Radiello	cis-1,2-Dichloroethene	<	0.00004	0.16	
OU2	VI-B834H-R100-01	7/19/21		Radiello	trans-1,2-Dichloroethene	<	0.000083	0.33	

Attachment 1. Table 3. Vapor intrusion analytical data, Site 300, 2021.

OU	Location	Date	Sample Type	Sample Method	Parameter	LOS Indicator	Result in PPM(V/V)	Result in µg/m³	QA Flag
OU2	VI-BM834M-R105-01	1/19/21		Radiello	1,1,1-Trichloroethane	<	0.00003	0.16	
OU2	VI-BM834M-R105-01	1/19/21		Radiello	1,1,2-Trichloroethane	<	0.000028	0.15	
OU2	VI-BM834M-R105-01	1/19/21		Radiello	1,1-Dichloroethane	<	0.000039	0.16	
OU2	VI-BM834M-R105-01	1/19/21		Radiello	1,1-Dichloroethene	<	0.00013	0.52	
OU2	VI-BM834M-R105-01	1/19/21		Radiello	1,2-Dichloroethane	<	0.000032	0.13	E
OU2	VI-BM834M-R105-01	1/19/21		Radiello	Carbon tetrachloride		0.00004	0.25	
OU2	VI-BM834M-R105-01	1/19/21		Radiello	Chloroform	<	0.000027	0.13	E
OU2	VI-BM834M-R105-01	1/19/21		Radiello	Tetrachloroethene	<	0.000025	0.17	
OU2	VI-BM834M-R105-01	1/19/21		Radiello	Trichloroethene	<	0.000027	0.15	
OU2	VI-BM834M-R105-01	1/19/21		Radiello	cis-1,2-Dichloroethene	<	0.00004	0.16	
OU2	VI-BM834M-R105-01	1/19/21		Radiello	trans-1,2-Dichloroethene	<	0.000084	0.33	
OU2	VI-BM834M-R105-01	8/2/21		Radiello	1,1,1-Trichloroethane	<	0.00003	0.16	
OU2	VI-BM834M-R105-01	8/2/21		Radiello	1,1,2-Trichloroethane	<	0.000028	0.15	
OU2	VI-BM834M-R105-01	8/2/21		Radiello	1,1-Dichloroethane	<	0.000039	0.16	
OU2	VI-BM834M-R105-01	8/2/21		Radiello	1,1-Dichloroethene	<	0.00013	0.52	
OU2	VI-BM834M-R105-01	8/2/21		Radiello	1,2-Dichloroethane	<	0.000032	0.13	
OU2	VI-BM834M-R105-01	8/2/21		Radiello	Carbon tetrachloride		0.000043	0.27	
OU2	VI-BM834M-R105-01	8/2/21		Radiello	Chloroform	<	0.000027	0.13	E
OU2	VI-BM834M-R105-01	8/2/21		Radiello	Tetrachloroethene	<	0.000025	0.17	
OU2	VI-BM834M-R105-01	8/2/21		Radiello	Trichloroethene	<	0.000027	0.15	
OU2	VI-BM834M-R105-01	8/2/21		Radiello	cis-1,2-Dichloroethene	<	0.00004	0.16	
OU2	VI-BM834M-R105-01	8/2/21		Radiello	trans-1,2-Dichloroethene	<	0.000084	0.33	
OU2	VI-S3-CFS-001	1/19/21		Radiello	1,1,1-Trichloroethane	<	0.000029	0.16	
OU2	VI-S3-CFS-001	1/19/21		Radiello	1,1,2-Trichloroethane	<	0.000028	0.15	
OU2	VI-S3-CFS-001	1/19/21		Radiello	1,1-Dichloroethane	<	0.000039	0.16	
OU2	VI-S3-CFS-001	1/19/21		Radiello	1,1-Dichloroethene	<	0.00013	0.52	
OU2	VI-S3-CFS-001	1/19/21		Radiello	1,2-Dichloroethane	<	0.000032	0.13	E
OU2	VI-S3-CFS-001	1/19/21		Radiello	Carbon tetrachloride		0.000041	0.26	
OU2	VI-S3-CFS-001	1/19/21		Radiello	Chloroform	<	0.000027	0.13	E
OU2	VI-S3-CFS-001	1/19/21		Radiello	Tetrachloroethene	<	0.000025	0.17	
OU2	VI-S3-CFS-001	1/19/21		Radiello	Trichloroethene	<	0.000027	0.15	
OU2	VI-S3-CFS-001	1/19/21		Radiello	cis-1,2-Dichloroethene	<	0.00004	0.16	
OU2	VI-S3-CFS-001	1/19/21		Radiello	trans-1,2-Dichloroethene	<	0.000084	0.33	
OU2	VI-S3-CFS-001	7/19/21		Radiello	1,1,1-Trichloroethane	<	0.000029	0.16	
OU2	VI-S3-CFS-001	7/19/21		Radiello	1,1,2-Trichloroethane	<	0.000028	0.15	
OU2	VI-S3-CFS-001	7/19/21		Radiello	1,1-Dichloroethane	<	0.000039	0.16	
OU2	VI-S3-CFS-001	7/19/21		Radiello	1,1-Dichloroethene	<	0.00013	0.52	
OU2	VI-S3-CFS-001	7/19/21		Radiello	1,2-Dichloroethane	<	0.000032	0.13	
OU2	VI-S3-CFS-001	7/19/21		Radiello	Carbon tetrachloride		0.000038	0.24	
OU2	VI-S3-CFS-001	7/19/21		Radiello	Chloroform	<	0.000027	0.13	E
OU2	VI-S3-CFS-001	7/19/21		Radiello	Tetrachloroethene	<	0.000025	0.17	
OU2	VI-S3-CFS-001	7/19/21		Radiello	Trichloroethene	<	0.000027	0.15	
OU2	VI-S3-CFS-001	7/19/21		Radiello	cis-1,2-Dichloroethene	<	0.00004	0.16	
OU2	VI-S3-CFS-001	7/19/21		Radiello	trans-1,2-Dichloroethene	<	0.000083	0.33	
OU7	VI-B832C-R106-01	1/19/21		Radiello	1,1,1-Trichloroethane	<	0.000029	0.16	
OU7	VI-B832C-R106-01	1/19/21		Radiello	1,1,2-Trichloroethane	<	0.000028	0.15	
OU7	VI-B832C-R106-01	1/19/21		Radiello	1,1-Dichloroethane	<	0.000039	0.16	
OU7	VI-B832C-R106-01	1/19/21		Radiello	1,1-Dichloroethene	<	0.00013	0.52	
OU7	VI-B832C-R106-01	1/19/21		Radiello	1,2-Dichloroethane	<	0.000032	0.13	E
OU7	VI-B832C-R106-01	1/19/21		Radiello	Carbon tetrachloride		0.00004	0.25	
OU7	VI-B832C-R106-01	1/19/21		Radiello	Chloroform	<	0.000027	0.13	E
OU7	VI-B832C-R106-01	1/19/21		Radiello	Tetrachloroethene	<	0.000025	0.17	
OU7	VI-B832C-R106-01	1/19/21		Radiello	Trichloroethene	<	0.000027	0.15	E
OU7	VI-B832C-R106-01	1/19/21		Radiello	cis-1,2-Dichloroethene	<	0.00004	0.16	
OU7	VI-B832C-R106-01	1/19/21		Radiello	trans-1,2-Dichloroethene	<	0.000083	0.33	
OU7	VI-B832C-R106-01	1/19/21	DUP	Radiello	1,1,1-Trichloroethane	<	0.000029	0.16	
OU7	VI-B832C-R106-01	1/19/21	DUP	Radiello	1,1,2-Trichloroethane	<	0.000028	0.15	
OU7	VI-B832C-R106-01	1/19/21	DUP	Radiello	1,1-Dichloroethane	<	0.000039	0.16	
OU7	VI-B832C-R106-01	1/19/21	DUP	Radiello	1,1-Dichloroethene	<	0.00013	0.52	
OU7	VI-B832C-R106-01	1/19/21	DUP	Radiello	1,2-Dichloroethane	<	0.000032	0.13	E
OU7	VI-B832C-R106-01	1/19/21	DUP	Radiello	Carbon tetrachloride		0.00004	0.25	
OU7	VI-B832C-R106-01	1/19/21	DUP	Radiello	Chloroform	<	0.000027	0.13	E
OU7	VI-B832C-R106-01	1/19/21	DUP	Radiello	Tetrachloroethene	<	0.000025	0.17	
OU7	VI-B832C-R106-01	1/19/21	DUP	Radiello	Trichloroethene	<	0.000027	0.15	E
OU7	VI-B832C-R106-01	1/19/21	DUP	Radiello	cis-1,2-Dichloroethene	<	0.00004	0.16	
OU7	VI-B832C-R106-01	1/19/21	DUP	Radiello	trans-1,2-Dichloroethene	<	0.000083	0.33	

Attachment 1. Table 3. Vapor intrusion analytical data, Site 300, 2021.

OU	Location	Date	Sample Type	Sample Method	Parameter	LOS Indicator	Result in PPM(V/V)	Result in µg/m³	QA Flag
OU7	VI-B832C-R106-02	7/19/21		Radiello	1,1,1-Trichloroethane	<	0.000029	0.16	
OU7	VI-B832C-R106-02	7/19/21		Radiello	1,1,2-Trichloroethane	<	0.000028	0.15	
OU7	VI-B832C-R106-02	7/19/21		Radiello	1,1-Dichloroethane	<	0.000039	0.16	
OU7	VI-B832C-R106-02	7/19/21		Radiello	1,1-Dichloroethene	<	0.00013	0.52	
OU7	VI-B832C-R106-02	7/19/21		Radiello	1,2-Dichloroethane	<	0.000032	0.13	
OU7	VI-B832C-R106-02	7/19/21		Radiello	Carbon tetrachloride		0.000044	0.28	
OU7	VI-B832C-R106-02	7/19/21		Radiello	Chloroform	<	0.000027	0.13	E
OU7	VI-B832C-R106-02	7/19/21		Radiello	Tetrachloroethene	<	0.000025	0.17	E
OU7	VI-B832C-R106-02	7/19/21		Radiello	Trichloroethene		0.000079	0.42	
OU7	VI-B832C-R106-02	7/19/21		Radiello	cis-1,2-Dichloroethene	<	0.00004	0.16	
OU7	VI-B832C-R106-02	7/19/21		Radiello	trans-1,2-Dichloroethene	<	0.000083	0.33	
OU7	VI-B832C-R106-02	7/19/21	DUP	Radiello	1,1,1-Trichloroethane	<	0.000029	0.16	
OU7	VI-B832C-R106-02	7/19/21	DUP	Radiello	1,1,2-Trichloroethane	<	0.000028	0.15	
OU7	VI-B832C-R106-02	7/19/21	DUP	Radiello	1,1-Dichloroethane	<	0.000039	0.16	
OU7	VI-B832C-R106-02	7/19/21	DUP	Radiello	1,1-Dichloroethene	<	0.00013	0.52	
OU7	VI-B832C-R106-02	7/19/21	DUP	Radiello	1,2-Dichloroethane	<	0.000032	0.13	
OU7	VI-B832C-R106-02	7/19/21	DUP	Radiello	Carbon tetrachloride		0.000044	0.28	
OU7	VI-B832C-R106-02	7/19/21	DUP	Radiello	Chloroform	<	0.000027	0.13	E
OU7	VI-B832C-R106-02	7/19/21	DUP	Radiello	Tetrachloroethene	<	0.000025	0.17	
OU7	VI-B832C-R106-02	7/19/21	DUP	Radiello	Trichloroethene		0.000084	0.45	
OU7	VI-B832C-R106-02	7/19/21	DUP	Radiello	cis-1,2-Dichloroethene	<	0.00004	0.16	
OU7	VI-B832C-R106-02	7/19/21	DUP	Radiello	trans-1,2-Dichloroethene	<	0.000084	0.33	
OU7	VI-BM832D-R110-01	1/19/21		Radiello	1,1,1-Trichloroethane	<	0.000029	0.16	
OU7	VI-BM832D-R110-01	1/19/21		Radiello	1,1,2-Trichloroethane	<	0.000028	0.15	
OU7	VI-BM832D-R110-01	1/19/21		Radiello	1,1-Dichloroethane	<	0.000039	0.16	
OU7	VI-BM832D-R110-01	1/19/21		Radiello	1,1-Dichloroethene	<	0.00013	0.52	
OU7	VI-BM832D-R110-01	1/19/21		Radiello	1,2-Dichloroethane	<	0.000032	0.13	E
OU7	VI-BM832D-R110-01	1/19/21		Radiello	Carbon tetrachloride		0.000037	0.23	
OU7	VI-BM832D-R110-01	1/19/21		Radiello	Chloroform	<	0.000027	0.13	E
OU7	VI-BM832D-R110-01	1/19/21		Radiello	Tetrachloroethene	<	0.000025	0.17	E
OU7	VI-BM832D-R110-01	1/19/21		Radiello	Trichloroethene	<	0.000027	0.15	
OU7	VI-BM832D-R110-01	1/19/21		Radiello	cis-1,2-Dichloroethene	<	0.00004	0.16	
OU7	VI-BM832D-R110-01	1/19/21		Radiello	trans-1,2-Dichloroethene	<	0.000083	0.33	
OU7	VI-BM832D-R110-01	7/19/21		Radiello	1,1,1-Trichloroethane	<	0.000029	0.16	
OU7	VI-BM832D-R110-01	7/19/21		Radiello	1,1,2-Trichloroethane	<	0.000028	0.15	
OU7	VI-BM832D-R110-01	7/19/21		Radiello	1,1-Dichloroethane	<	0.000039	0.16	
OU7	VI-BM832D-R110-01	7/19/21		Radiello	1,1-Dichloroethene	<	0.00013	0.52	
OU7	VI-BM832D-R110-01	7/19/21		Radiello	1,2-Dichloroethane	<	0.000032	0.13	
OU7	VI-BM832D-R110-01	7/19/21		Radiello	Carbon tetrachloride		0.000044	0.28	
OU7	VI-BM832D-R110-01	7/19/21		Radiello	Chloroform	<	0.000027	0.13	E
OU7	VI-BM832D-R110-01	7/19/21		Radiello	Tetrachloroethene	<	0.000025	0.17	E
OU7	VI-BM832D-R110-01	7/19/21		Radiello	Trichloroethene	<	0.000027	0.15	
OU7	VI-BM832D-R110-01	7/19/21		Radiello	cis-1,2-Dichloroethene	<	0.00004	0.16	
OU7	VI-BM832D-R110-01	7/19/21		Radiello	trans-1,2-Dichloroethene	<	0.000083	0.33	
OU8	VI-B801A-R106-01	2/1/21		Radiello	1,1,1-Trichloroethane	<	0.000029	0.16	
OU8	VI-B801A-R106-01	2/1/21		Radiello	1,1,2-Trichloroethane	<	0.000027	0.15	
OU8	VI-B801A-R106-01	2/1/21		Radiello	1,1-Dichloroethane	<	0.000039	0.16	
OU8	VI-B801A-R106-01	2/1/21		Radiello	1,1-Dichloroethene	<	0.00013	0.52	
OU8	VI-B801A-R106-01	2/1/21		Radiello	1,2-Dichloroethane	<	0.000032	0.13	E
OU8	VI-B801A-R106-01	2/1/21		Radiello	Carbon tetrachloride		0.000055	0.35	
OU8	VI-B801A-R106-01	2/1/21		Radiello	Chloroform	<	0.000027	0.13	E
OU8	VI-B801A-R106-01	2/1/21		Radiello	Tetrachloroethene	<	0.000025	0.17	E
OU8	VI-B801A-R106-01	2/1/21		Radiello	Trichloroethene		0.000029	0.16	
OU8	VI-B801A-R106-01	2/1/21		Radiello	cis-1,2-Dichloroethene	<	0.00004	0.16	
OU8	VI-B801A-R106-01	2/1/21		Radiello	trans-1,2-Dichloroethene	<	0.000083	0.33	
OU8	VI-B801A-R106-01	8/2/21		Radiello	1,1,1-Trichloroethane	<	0.00003	0.16	
OU8	VI-B801A-R106-01	8/2/21		Radiello	1,1,2-Trichloroethane	<	0.000028	0.15	
OU8	VI-B801A-R106-01	8/2/21		Radiello	1,1-Dichloroethane	<	0.000039	0.16	
OU8	VI-B801A-R106-01	8/2/21		Radiello	1,1-Dichloroethene	<	0.00013	0.52	
OU8	VI-B801A-R106-01	8/2/21		Radiello	1,2-Dichloroethane	<	0.000032	0.13	
OU8	VI-B801A-R106-01	8/2/21		Radiello	Carbon tetrachloride		0.000053	0.33	
OU8	VI-B801A-R106-01	8/2/21		Radiello	Chloroform	<	0.000027	0.13	E
OU8	VI-B801A-R106-01	8/2/21		Radiello	Tetrachloroethene	<	0.000025	0.17	
OU8	VI-B801A-R106-01	8/2/21		Radiello	Trichloroethene		0.000029	0.16	
OU8	VI-B801A-R106-01	8/2/21		Radiello	cis-1,2-Dichloroethene	<	0.00004	0.16	
OU8	VI-B801A-R106-01	8/2/21		Radiello	trans-1,2-Dichloroethene	<	0.000084	0.33	

Attachment 1. Table 3. Vapor intrusion analytical data, Site 300, 2021.

OU	Location	Date	Sample Type	Sample Method	Parameter	LOS Indicator	Result in PPM(V/V)	Result in µg/m³	QA Flag
OU8	VI-B801A-R111-01	2/1/21		Radiello	1,1,1-Trichloroethane	<	0.000029	0.16	
OU8	VI-B801A-R111-01	2/1/21		Radiello	1,1,2-Trichloroethane	<	0.000027	0.15	
OU8	VI-B801A-R111-01	2/1/21		Radiello	1,1-Dichloroethane	<	0.000039	0.16	
OU8	VI-B801A-R111-01	2/1/21		Radiello	1,1-Dichloroethene	<	0.00013	0.52	
OU8	VI-B801A-R111-01	2/1/21		Radiello	1,2-Dichloroethane	<	0.000032	0.13	E
OU8	VI-B801A-R111-01	2/1/21		Radiello	Carbon tetrachloride		0.000052	0.33	
OU8	VI-B801A-R111-01	2/1/21		Radiello	Chloroform	<	0.000027	0.13	E
OU8	VI-B801A-R111-01	2/1/21		Radiello	Tetrachloroethene	<	0.000025	0.17	E
OU8	VI-B801A-R111-01	2/1/21		Radiello	Trichloroethene		0.000028	0.15	
OU8	VI-B801A-R111-01	2/1/21		Radiello	cis-1,2-Dichloroethene	<	0.00004	0.16	
OU8	VI-B801A-R111-01	2/1/21		Radiello	trans-1,2-Dichloroethene	<	0.000083	0.33	
OU8	VI-B801A-R111-01	8/2/21		Radiello	1,1,1-Trichloroethane	<	0.000029	0.16	
OU8	VI-B801A-R111-01	8/2/21		Radiello	1,1,2-Trichloroethane	<	0.000028	0.15	
OU8	VI-B801A-R111-01	8/2/21		Radiello	1,1-Dichloroethane	<	0.000039	0.16	
OU8	VI-B801A-R111-01	8/2/21		Radiello	1,1-Dichloroethene	<	0.00013	0.52	
OU8	VI-B801A-R111-01	8/2/21		Radiello	1,2-Dichloroethane	<	0.000032	0.13	
OU8	VI-B801A-R111-01	8/2/21		Radiello	Carbon tetrachloride		0.000056	0.35	
OU8	VI-B801A-R111-01	8/2/21		Radiello	Chloroform	<	0.000027	0.13	E
OU8	VI-B801A-R111-01	8/2/21		Radiello	Tetrachloroethene	<	0.000025	0.17	
OU8	VI-B801A-R111-01	8/2/21		Radiello	Trichloroethene	<	0.000027	0.15	E
OU8	VI-B801A-R111-01	8/2/21		Radiello	cis-1,2-Dichloroethene	<	0.00004	0.16	
OU8	VI-B801A-R111-01	8/2/21		Radiello	trans-1,2-Dichloroethene	<	0.000084	0.33	
OU8	VI-B801A-R119-01	2/1/21		Radiello	1,1,1-Trichloroethane	<	0.000029	0.16	
OU8	VI-B801A-R119-01	2/1/21		Radiello	1,1,2-Trichloroethane	<	0.000027	0.15	
OU8	VI-B801A-R119-01	2/1/21		Radiello	1,1-Dichloroethane	<	0.000039	0.16	
OU8	VI-B801A-R119-01	2/1/21		Radiello	1,1-Dichloroethene	<	0.00013	0.52	
OU8	VI-B801A-R119-01	2/1/21		Radiello	1,2-Dichloroethane	<	0.000032	0.13	E
OU8	VI-B801A-R119-01	2/1/21		Radiello	Carbon tetrachloride		0.000046	0.29	
OU8	VI-B801A-R119-01	2/1/21		Radiello	Chloroform	<	0.000027	0.13	E
OU8	VI-B801A-R119-01	2/1/21		Radiello	Tetrachloroethene	<	0.000025	0.17	
OU8	VI-B801A-R119-01	2/1/21		Radiello	Trichloroethene	<	0.000027	0.15	E
OU8	VI-B801A-R119-01	2/1/21		Radiello	cis-1,2-Dichloroethene	<	0.00004	0.16	
OU8	VI-B801A-R119-01	2/1/21		Radiello	trans-1,2-Dichloroethene	<	0.000083	0.33	
OU8	VI-B801A-R119-01	8/2/21		Radiello	1,1,1-Trichloroethane	<	0.000029	0.16	
OU8	VI-B801A-R119-01	8/2/21		Radiello	1,1,2-Trichloroethane	<	0.000028	0.15	
OU8	VI-B801A-R119-01	8/2/21		Radiello	1,1-Dichloroethane	<	0.000039	0.16	
OU8	VI-B801A-R119-01	8/2/21		Radiello	1,1-Dichloroethene	<	0.00013	0.52	
OU8	VI-B801A-R119-01	8/2/21		Radiello	1,2-Dichloroethane	<	0.000032	0.13	
OU8	VI-B801A-R119-01	8/2/21		Radiello	Carbon tetrachloride		0.000045	0.28	
OU8	VI-B801A-R119-01	8/2/21		Radiello	Chloroform	<	0.000027	0.13	E
OU8	VI-B801A-R119-01	8/2/21		Radiello	Tetrachloroethene	<	0.000025	0.17	
OU8	VI-B801A-R119-01	8/2/21		Radiello	Trichloroethene	<	0.000027	0.15	E
OU8	VI-B801A-R119-01	8/2/21		Radiello	cis-1,2-Dichloroethene	<	0.00004	0.16	
OU8	VI-B801A-R119-01	8/2/21		Radiello	trans-1,2-Dichloroethene	<	0.000083	0.33	
OU8	VI-B801A-R127-01	2/1/21	DUP	Radiello	1,1,1-Trichloroethane	<	0.000029	0.16	
OU8	VI-B801A-R127-01	2/1/21	DUP	Radiello	1,1,2-Trichloroethane	<	0.000027	0.15	
OU8	VI-B801A-R127-01	2/1/21	DUP	Radiello	1,1-Dichloroethane	<	0.000039	0.16	
OU8	VI-B801A-R127-01	2/1/21	DUP	Radiello	1,1-Dichloroethene	<	0.00013	0.52	
OU8	VI-B801A-R127-01	2/1/21	DUP	Radiello	1,2-Dichloroethane	<	0.000032	0.13	E
OU8	VI-B801A-R127-01	2/1/21	DUP	Radiello	Carbon tetrachloride		0.000053	0.33	
OU8	VI-B801A-R127-01	2/1/21	DUP	Radiello	Chloroform	<	0.000027	0.13	E
OU8	VI-B801A-R127-01	2/1/21	DUP	Radiello	Tetrachloroethene	<	0.000025	0.17	
OU8	VI-B801A-R127-01	2/1/21	DUP	Radiello	Trichloroethene	<	0.000027	0.15	E
OU8	VI-B801A-R127-01	2/1/21	DUP	Radiello	cis-1,2-Dichloroethene	<	0.00004	0.16	
OU8	VI-B801A-R127-01	2/1/21	DUP	Radiello	trans-1,2-Dichloroethene	<	0.000083	0.33	
OU8	VI-B801A-R127-01	2/1/21		Radiello	1,1,1-Trichloroethane	<	0.000029	0.16	
OU8	VI-B801A-R127-01	2/1/21		Radiello	1,1,2-Trichloroethane	<	0.000027	0.15	
OU8	VI-B801A-R127-01	2/1/21		Radiello	1,1-Dichloroethane	<	0.000039	0.16	
OU8	VI-B801A-R127-01	2/1/21		Radiello	1,1-Dichloroethene	<	0.00013	0.52	
OU8	VI-B801A-R127-01	2/1/21		Radiello	1,2-Dichloroethane	<	0.000032	0.13	E
OU8	VI-B801A-R127-01	2/1/21		Radiello	Carbon tetrachloride		0.000049	0.31	
OU8	VI-B801A-R127-01	2/1/21		Radiello	Chloroform	<	0.000027	0.13	E
OU8	VI-B801A-R127-01	2/1/21		Radiello	Tetrachloroethene	<	0.000025	0.17	
OU8	VI-B801A-R127-01	2/1/21		Radiello	Trichloroethene	<	0.000027	0.15	E
OU8	VI-B801A-R127-01	2/1/21		Radiello	cis-1,2-Dichloroethene	<	0.00004	0.16	
OU8	VI-B801A-R127-01	2/1/21		Radiello	trans-1,2-Dichloroethene	<	0.000083	0.33	

Attachment 1. Table 3. Vapor intrusion analytical data, Site 300, 2021.

OU	Location	Date	Sample Type	Sample Method	Parameter	LOS Indicator	Result in PPM(V/V)	Result in µg/m³	QA Flag
OU8	VI-B801A-R127-01	8/2/21		Radiello	1,1,1-Trichloroethane	<	0.000029	0.16	
OU8	VI-B801A-R127-01	8/2/21		Radiello	1,1,2-Trichloroethane	<	0.000028	0.15	
OU8	VI-B801A-R127-01	8/2/21		Radiello	1,1-Dichloroethane	<	0.000039	0.16	
OU8	VI-B801A-R127-01	8/2/21		Radiello	1,1-Dichloroethene	<	0.00013	0.52	
OU8	VI-B801A-R127-01	8/2/21		Radiello	1,2-Dichloroethane	<	0.000032	0.13	
OU8	VI-B801A-R127-01	8/2/21		Radiello	Carbon tetrachloride		0.00005	0.31	
OU8	VI-B801A-R127-01	8/2/21		Radiello	Chloroform	<	0.000027	0.13	E
OU8	VI-B801A-R127-01	8/2/21		Radiello	Tetrachloroethene	<	0.000025	0.17	
OU8	VI-B801A-R127-01	8/2/21		Radiello	Trichloroethene	<	0.000027	0.15	E
OU8	VI-B801A-R127-01	8/2/21		Radiello	cis-1,2-Dichloroethene	<	0.00004	0.16	
OU8	VI-B801A-R127-01	8/2/21		Radiello	trans-1,2-Dichloroethene	<	0.000084	0.33	
OU8	VI-B801A-R2003-01	2/1/21		Radiello	1,1,1-Trichloroethane	<	0.000029	0.16	
OU8	VI-B801A-R2003-01	2/1/21		Radiello	1,1,2-Trichloroethane	<	0.000028	0.15	
OU8	VI-B801A-R2003-01	2/1/21		Radiello	1,1-Dichloroethane	<	0.000039	0.16	
OU8	VI-B801A-R2003-01	2/1/21		Radiello	1,1-Dichloroethene	<	0.00013	0.52	
OU8	VI-B801A-R2003-01	2/1/21		Radiello	1,2-Dichloroethane	<	0.000032	0.13	E
OU8	VI-B801A-R2003-01	2/1/21		Radiello	Carbon tetrachloride		0.000043	0.27	
OU8	VI-B801A-R2003-01	2/1/21		Radiello	Chloroform	<	0.000027	0.13	E
OU8	VI-B801A-R2003-01	2/1/21		Radiello	Tetrachloroethene	<	0.000025	0.17	
OU8	VI-B801A-R2003-01	2/1/21		Radiello	Trichloroethene	<	0.000027	0.15	
OU8	VI-B801A-R2003-01	2/1/21		Radiello	cis-1,2-Dichloroethene	<	0.00004	0.16	
OU8	VI-B801A-R2003-01	2/1/21		Radiello	trans-1,2-Dichloroethene	<	0.000083	0.33	
OU8	VI-B801A-R2003-01	8/2/21		Radiello	1,1,1-Trichloroethane	<	0.000029	0.16	
OU8	VI-B801A-R2003-01	8/2/21		Radiello	1,1,2-Trichloroethane	<	0.000028	0.15	
OU8	VI-B801A-R2003-01	8/2/21		Radiello	1,1-Dichloroethane	<	0.000039	0.16	
OU8	VI-B801A-R2003-01	8/2/21		Radiello	1,1-Dichloroethene	<	0.00013	0.52	
OU8	VI-B801A-R2003-01	8/2/21		Radiello	1,2-Dichloroethane	<	0.000032	0.13	E
OU8	VI-B801A-R2003-01	8/2/21		Radiello	Carbon tetrachloride		0.000041	0.26	
OU8	VI-B801A-R2003-01	8/2/21		Radiello	Chloroform	<	0.000027	0.13	E
OU8	VI-B801A-R2003-01	8/2/21		Radiello	Tetrachloroethene	<	0.000025	0.17	
OU8	VI-B801A-R2003-01	8/2/21		Radiello	Trichloroethene	<	0.000027	0.15	E
OU8	VI-B801A-R2003-01	8/2/21		Radiello	cis-1,2-Dichloroethene	<	0.00004	0.16	
OU8	VI-B801A-R2003-01	8/2/21		Radiello	trans-1,2-Dichloroethene	<	0.000084	0.33	
OU8	VI-B801A-R2032-01	2/1/21		Radiello	1,1,1-Trichloroethane	<	0.000029	0.16	
OU8	VI-B801A-R2032-01	2/1/21		Radiello	1,1,2-Trichloroethane	<	0.000027	0.15	
OU8	VI-B801A-R2032-01	2/1/21		Radiello	1,1-Dichloroethane	<	0.000039	0.16	
OU8	VI-B801A-R2032-01	2/1/21		Radiello	1,1-Dichloroethene	<	0.00013	0.52	
OU8	VI-B801A-R2032-01	2/1/21		Radiello	1,2-Dichloroethane	<	0.000032	0.13	E
OU8	VI-B801A-R2032-01	2/1/21		Radiello	Carbon tetrachloride		0.000048	0.30	
OU8	VI-B801A-R2032-01	2/1/21		Radiello	Chloroform	<	0.000027	0.13	E
OU8	VI-B801A-R2032-01	2/1/21		Radiello	Tetrachloroethene	<	0.000025	0.17	
OU8	VI-B801A-R2032-01	2/1/21		Radiello	Trichloroethene	<	0.000027	0.15	
OU8	VI-B801A-R2032-01	2/1/21		Radiello	cis-1,2-Dichloroethene	<	0.00004	0.16	
OU8	VI-B801A-R2032-01	2/1/21		Radiello	trans-1,2-Dichloroethene	<	0.000083	0.33	
OU8	VI-B801A-R2032-01	8/2/21		Radiello	1,1,1-Trichloroethane	<	0.000029	0.16	
OU8	VI-B801A-R2032-01	8/2/21		Radiello	1,1,2-Trichloroethane	<	0.000028	0.15	
OU8	VI-B801A-R2032-01	8/2/21		Radiello	1,1-Dichloroethane	<	0.000039	0.16	
OU8	VI-B801A-R2032-01	8/2/21		Radiello	1,1-Dichloroethene	<	0.00013	0.52	
OU8	VI-B801A-R2032-01	8/2/21		Radiello	1,2-Dichloroethane	<	0.000032	0.13	
OU8	VI-B801A-R2032-01	8/2/21		Radiello	Carbon tetrachloride		0.000045	0.28	
OU8	VI-B801A-R2032-01	8/2/21		Radiello	Chloroform	<	0.000027	0.13	
OU8	VI-B801A-R2032-01	8/2/21		Radiello	Tetrachloroethene	<	0.000025	0.17	
OU8	VI-B801A-R2032-01	8/2/21		Radiello	Trichloroethene	<	0.000027	0.15	
OU8	VI-B801A-R2032-01	8/2/21		Radiello	cis-1,2-Dichloroethene	<	0.00004	0.16	
OU8	VI-B801A-R2032-01	8/2/21		Radiello	trans-1,2-Dichloroethene	<	0.000083	0.33	
OU8	VI-B801D-CRL-01	2/1/21		Radiello	1,1,1-Trichloroethane	<	0.000029	0.16	
OU8	VI-B801D-CRL-01	2/1/21		Radiello	1,1,2-Trichloroethane	<	0.000027	0.15	
OU8	VI-B801D-CRL-01	2/1/21		Radiello	1,1-Dichloroethane	<	0.000039	0.16	
OU8	VI-B801D-CRL-01	2/1/21		Radiello	1,1-Dichloroethene	<	0.00013	0.52	
OU8	VI-B801D-CRL-01	2/1/21		Radiello	1,2-Dichloroethane	<	0.000032	0.13	E
OU8	VI-B801D-CRL-01	2/1/21		Radiello	Carbon tetrachloride		0.000052	0.33	
OU8	VI-B801D-CRL-01	2/1/21		Radiello	Chloroform	<	0.000027	0.13	E
OU8	VI-B801D-CRL-01	2/1/21		Radiello	Tetrachloroethene	<	0.000025	0.17	E
OU8	VI-B801D-CRL-01	2/1/21		Radiello	Trichloroethene	<	0.000027	0.15	
OU8	VI-B801D-CRL-01	2/1/21		Radiello	cis-1,2-Dichloroethene	<	0.00004	0.16	
OU8	VI-B801D-CRL-01	2/1/21		Radiello	trans-1,2-Dichloroethene	<	0.000083	0.33	

Attachment 1. Table 3. Vapor intrusion analytical data, Site 300, 2021.

OU	Location	Date	Sample Type	Sample Method	Parameter	LOS Indicator	Result in PPM(V/V)	Result in µg/m³	QA Flag
OU8	VI-B801D-CRL-01	8/2/21		Radiello	1,1,1-Trichloroethane	<	0.000029	0.16	
OU8	VI-B801D-CRL-01	8/2/21		Radiello	1,1,2-Trichloroethane	<	0.000028	0.15	
OU8	VI-B801D-CRL-01	8/2/21		Radiello	1,1-Dichloroethane	<	0.000039	0.16	
OU8	VI-B801D-CRL-01	8/2/21		Radiello	1,1-Dichloroethene	<	0.00013	0.52	
OU8	VI-B801D-CRL-01	8/2/21		Radiello	1,2-Dichloroethane	<	0.000032	0.13	
OU8	VI-B801D-CRL-01	8/2/21		Radiello	Carbon tetrachloride		0.00004	0.25	
OU8	VI-B801D-CRL-01	8/2/21		Radiello	Chloroform	<	0.000027	0.13	
OU8	VI-B801D-CRL-01	8/2/21		Radiello	Tetrachloroethene	<	0.000025	0.17	
OU8	VI-B801D-CRL-01	8/2/21		Radiello	Trichloroethene	<	0.000027	0.15	
OU8	VI-B801D-CRL-01	8/2/21		Radiello	cis-1,2-Dichloroethene	<	0.00004	0.16	
OU8	VI-B801D-CRL-01	8/2/21		Radiello	trans-1,2-Dichloroethene	<	0.000084	0.33	
OU8	VI-B801D-R1005B-01	2/1/21	DUP	Radiello	1,1,1-Trichloroethane	<	0.000029	0.16	
OU8	VI-B801D-R1005B-01	2/1/21	DUP	Radiello	1,1,2-Trichloroethane	<	0.000027	0.15	
OU8	VI-B801D-R1005B-01	2/1/21	DUP	Radiello	1,1-Dichloroethane	<	0.000038	0.15	
OU8	VI-B801D-R1005B-01	2/1/21	DUP	Radiello	1,1-Dichloroethene	<	0.00013	0.52	
OU8	VI-B801D-R1005B-01	2/1/21	DUP	Radiello	1,2-Dichloroethane	<	0.000032	0.13	E
OU8	VI-B801D-R1005B-01	2/1/21	DUP	Radiello	Carbon tetrachloride		0.000055	0.35	
OU8	VI-B801D-R1005B-01	2/1/21	DUP	Radiello	Chloroform		0.000028	0.14	
OU8	VI-B801D-R1005B-01	2/1/21	DUP	Radiello	Tetrachloroethene	<	0.000024	0.16	E
OU8	VI-B801D-R1005B-01	2/1/21	DUP	Radiello	Trichloroethene	<	0.000026	0.14	
OU8	VI-B801D-R1005B-01	2/1/21	DUP	Radiello	cis-1,2-Dichloroethene	<	0.00004	0.16	
OU8	VI-B801D-R1005B-01	2/1/21	DUP	Radiello	trans-1,2-Dichloroethene	<	0.000083	0.33	
OU8	VI-B801D-R1005B-01	2/1/21		Radiello	1,1,1-Trichloroethane	<	0.000029	0.16	
OU8	VI-B801D-R1005B-01	2/1/21		Radiello	1,1,2-Trichloroethane	<	0.000027	0.15	
OU8	VI-B801D-R1005B-01	2/1/21		Radiello	1,1-Dichloroethane	<	0.000038	0.15	
OU8	VI-B801D-R1005B-01	2/1/21		Radiello	1,1-Dichloroethene	<	0.00013	0.52	
OU8	VI-B801D-R1005B-01	2/1/21		Radiello	1,2-Dichloroethane	<	0.000032	0.13	E
OU8	VI-B801D-R1005B-01	2/1/21		Radiello	Carbon tetrachloride		0.000055	0.35	
OU8	VI-B801D-R1005B-01	2/1/21		Radiello	Chloroform		0.000027	0.13	
OU8	VI-B801D-R1005B-01	2/1/21		Radiello	Tetrachloroethene	<	0.000024	0.16	E
OU8	VI-B801D-R1005B-01	2/1/21		Radiello	Trichloroethene	<	0.000026	0.14	
OU8	VI-B801D-R1005B-01	2/1/21		Radiello	cis-1,2-Dichloroethene	<	0.00004	0.16	
OU8	VI-B801D-R1005B-01	2/1/21		Radiello	trans-1,2-Dichloroethene	<	0.000083	0.33	
OU8	VI-B801D-R1005B-01	8/2/21		Radiello	1,1,1-Trichloroethane	<	0.00003	0.16	
OU8	VI-B801D-R1005B-01	8/2/21		Radiello	1,1,2-Trichloroethane	<	0.000028	0.15	
OU8	VI-B801D-R1005B-01	8/2/21		Radiello	1,1-Dichloroethane	<	0.000039	0.16	
OU8	VI-B801D-R1005B-01	8/2/21		Radiello	1,1-Dichloroethene	<	0.00013	0.52	
OU8	VI-B801D-R1005B-01	8/2/21		Radiello	1,2-Dichloroethane	<	0.000032	0.13	E
OU8	VI-B801D-R1005B-01	8/2/21		Radiello	Carbon tetrachloride		0.000049	0.31	
OU8	VI-B801D-R1005B-01	8/2/21		Radiello	Chloroform		0.000028	0.14	
OU8	VI-B801D-R1005B-01	8/2/21		Radiello	Tetrachloroethene	<	0.000025	0.17	
OU8	VI-B801D-R1005B-01	8/2/21		Radiello	Trichloroethene	<	0.000027	0.15	
OU8	VI-B801D-R1005B-01	8/2/21		Radiello	cis-1,2-Dichloroethene	<	0.00004	0.16	
OU8	VI-B801D-R1005B-01	8/2/21		Radiello	trans-1,2-Dichloroethene	<	0.000084	0.33	
OU8	VI-B801D-R1005B-01	8/2/21	DUP	Radiello	1,1,1-Trichloroethane	<	0.00003	0.16	
OU8	VI-B801D-R1005B-01	8/2/21	DUP	Radiello	1,1,2-Trichloroethane	<	0.000028	0.15	
OU8	VI-B801D-R1005B-01	8/2/21	DUP	Radiello	1,1-Dichloroethane	<	0.000039	0.16	
OU8	VI-B801D-R1005B-01	8/2/21	DUP	Radiello	1,1-Dichloroethene	<	0.00013	0.52	
OU8	VI-B801D-R1005B-01	8/2/21	DUP	Radiello	1,2-Dichloroethane	<	0.000032	0.13	E
OU8	VI-B801D-R1005B-01	8/2/21	DUP	Radiello	Carbon tetrachloride		0.000047	0.30	
OU8	VI-B801D-R1005B-01	8/2/21	DUP	Radiello	Chloroform		0.000027	0.13	
OU8	VI-B801D-R1005B-01	8/2/21	DUP	Radiello	Tetrachloroethene	<	0.000025	0.17	
OU8	VI-B801D-R1005B-01	8/2/21	DUP	Radiello	Trichloroethene	<	0.000027	0.15	
OU8	VI-B801D-R1005B-01	8/2/21	DUP	Radiello	cis-1,2-Dichloroethene	<	0.00004	0.16	
OU8	VI-B801D-R1005B-01	8/2/21	DUP	Radiello	trans-1,2-Dichloroethene	<	0.000084	0.33	
OU8	VI-B801D-R1009-01	2/1/21		Radiello	1,1,1-Trichloroethane	<	0.000029	0.16	
OU8	VI-B801D-R1009-01	2/1/21		Radiello	1,1,2-Trichloroethane	<	0.000027	0.15	
OU8	VI-B801D-R1009-01	2/1/21		Radiello	1,1-Dichloroethane	<	0.000039	0.16	
OU8	VI-B801D-R1009-01	2/1/21		Radiello	1,1-Dichloroethene	<	0.00013	0.52	
OU8	VI-B801D-R1009-01	2/1/21		Radiello	1,2-Dichloroethane		0.000043	0.17	
OU8	VI-B801D-R1009-01	2/1/21		Radiello	Carbon tetrachloride		0.00012	0.75	
OU8	VI-B801D-R1009-01	2/1/21		Radiello	Chloroform		0.000027	0.13	
OU8	VI-B801D-R1009-01	2/1/21		Radiello	Tetrachloroethene	<	0.000025	0.17	E
OU8	VI-B801D-R1009-01	2/1/21		Radiello	Trichloroethene	<	0.000026	0.14	
OU8	VI-B801D-R1009-01	2/1/21		Radiello	cis-1,2-Dichloroethene	<	0.00004	0.16	
OU8	VI-B801D-R1009-01	2/1/21		Radiello	trans-1,2-Dichloroethene	<	0.000083	0.33	

Attachment 1. Table 3. Vapor intrusion analytical data, Site 300, 2021.

OU	Location	Date	Sample Type	Sample Method	Parameter	LOS Indicator	Result in PPM(V/V)	Result in µg/m³	QA Flag
OU8	VI-B801D-R1009-01	8/2/21		Radiello	1,1,1-Trichloroethane	<	0.000029	0.16	
OU8	VI-B801D-R1009-01	8/2/21		Radiello	1,1,2-Trichloroethane	<	0.000028	0.15	
OU8	VI-B801D-R1009-01	8/2/21		Radiello	1,1-Dichloroethane	<	0.000039	0.16	
OU8	VI-B801D-R1009-01	8/2/21		Radiello	1,1-Dichloroethene	<	0.00013	0.52	
OU8	VI-B801D-R1009-01	8/2/21		Radiello	1,2-Dichloroethane		0.000069	0.28	
OU8	VI-B801D-R1009-01	8/2/21		Radiello	Carbon tetrachloride		0.000051	0.32	
OU8	VI-B801D-R1009-01	8/2/21		Radiello	Chloroform	<	0.000027	0.13	E
OU8	VI-B801D-R1009-01	8/2/21		Radiello	Tetrachloroethene	<	0.000025	0.17	
OU8	VI-B801D-R1009-01	8/2/21		Radiello	Trichloroethene	<	0.000027	0.15	
OU8	VI-B801D-R1009-01	8/2/21		Radiello	cis-1,2-Dichloroethene	<	0.00004	0.16	
OU8	VI-B801D-R1009-01	8/2/21		Radiello	trans-1,2-Dichloroethene	<	0.000084	0.33	
OU8	VI-B801D-R1009-01	8/2/21	DUP	Radiello	1,1,1-Trichloroethane	<	0.00003	0.16	
OU8	VI-B801D-R1009-01	8/2/21	DUP	Radiello	1,1,2-Trichloroethane	<	0.000028	0.15	
OU8	VI-B801D-R1009-01	8/2/21	DUP	Radiello	1,1-Dichloroethane	<	0.000039	0.16	
OU8	VI-B801D-R1009-01	8/2/21	DUP	Radiello	1,1-Dichloroethene	<	0.00013	0.52	
OU8	VI-B801D-R1009-01	8/2/21	DUP	Radiello	1,2-Dichloroethane		0.000068	0.28	
OU8	VI-B801D-R1009-01	8/2/21	DUP	Radiello	Carbon tetrachloride		0.000049	0.31	
OU8	VI-B801D-R1009-01	8/2/21	DUP	Radiello	Chloroform	<	0.000027	0.13	E
OU8	VI-B801D-R1009-01	8/2/21	DUP	Radiello	Tetrachloroethene	<	0.000025	0.17	
OU8	VI-B801D-R1009-01	8/2/21	DUP	Radiello	Trichloroethene	<	0.000027	0.15	
OU8	VI-B801D-R1009-01	8/2/21	DUP	Radiello	cis-1,2-Dichloroethene	<	0.00004	0.16	
OU8	VI-B801D-R1009-01	8/2/21	DUP	Radiello	trans-1,2-Dichloroethene	<	0.000084	0.33	
OU8	VI-B801D-R140-02	2/1/21		Radiello	1,1,1-Trichloroethane	<	0.000029	0.16	
OU8	VI-B801D-R140-02	2/1/21		Radiello	1,1,2-Trichloroethane	<	0.000027	0.15	
OU8	VI-B801D-R140-02	2/1/21		Radiello	1,1-Dichloroethane	<	0.000038	0.15	
OU8	VI-B801D-R140-02	2/1/21		Radiello	1,1-Dichloroethene	<	0.00013	0.52	
OU8	VI-B801D-R140-02	2/1/21		Radiello	1,2-Dichloroethane	<	0.000032	0.13	E
OU8	VI-B801D-R140-02	2/1/21		Radiello	Carbon tetrachloride		0.000043	0.27	
OU8	VI-B801D-R140-02	2/1/21		Radiello	Chloroform	<	0.000027	0.13	E
OU8	VI-B801D-R140-02	2/1/21		Radiello	Tetrachloroethene	<	0.000024	0.16	E
OU8	VI-B801D-R140-02	2/1/21		Radiello	Trichloroethene	<	0.000026	0.14	
OU8	VI-B801D-R140-02	2/1/21		Radiello	cis-1,2-Dichloroethene	<	0.00004	0.16	
OU8	VI-B801D-R140-02	2/1/21		Radiello	trans-1,2-Dichloroethene	<	0.000082	0.33	
OU8	VI-B801D-R140-02	8/2/21		Radiello	1,1,1-Trichloroethane	<	0.000029	0.16	
OU8	VI-B801D-R140-02	8/2/21		Radiello	1,1,2-Trichloroethane	<	0.000028	0.15	
OU8	VI-B801D-R140-02	8/2/21		Radiello	1,1-Dichloroethane	<	0.000039	0.16	
OU8	VI-B801D-R140-02	8/2/21		Radiello	1,1-Dichloroethene	<	0.00013	0.52	
OU8	VI-B801D-R140-02	8/2/21		Radiello	1,2-Dichloroethane	<	0.000032	0.13	
OU8	VI-B801D-R140-02	8/2/21		Radiello	Carbon tetrachloride		0.000042	0.26	
OU8	VI-B801D-R140-02	8/2/21		Radiello	Chloroform	<	0.000027	0.13	E
OU8	VI-B801D-R140-02	8/2/21		Radiello	Tetrachloroethene	<	0.000025	0.17	
OU8	VI-B801D-R140-02	8/2/21		Radiello	Trichloroethene	<	0.000027	0.15	
OU8	VI-B801D-R140-02	8/2/21		Radiello	cis-1,2-Dichloroethene	<	0.00004	0.16	
OU8	VI-B801D-R140-02	8/2/21		Radiello	trans-1,2-Dichloroethene	<	0.000084	0.33	
OU8	VI-B801D-R142-01	2/1/21		Radiello	1,1,1-Trichloroethane	<	0.000029	0.16	
OU8	VI-B801D-R142-01	2/1/21		Radiello	1,1,2-Trichloroethane	<	0.000027	0.15	
OU8	VI-B801D-R142-01	2/1/21		Radiello	1,1-Dichloroethane	<	0.000038	0.15	
OU8	VI-B801D-R142-01	2/1/21		Radiello	1,1-Dichloroethene	<	0.00013	0.52	
OU8	VI-B801D-R142-01	2/1/21		Radiello	1,2-Dichloroethane	<	0.000032	0.13	E
OU8	VI-B801D-R142-01	2/1/21		Radiello	Carbon tetrachloride		0.000045	0.28	
OU8	VI-B801D-R142-01	2/1/21		Radiello	Chloroform	<	0.000027	0.13	E
OU8	VI-B801D-R142-01	2/1/21		Radiello	Tetrachloroethene	<	0.000024	0.16	E
OU8	VI-B801D-R142-01	2/1/21		Radiello	Trichloroethene	<	0.000026	0.14	
OU8	VI-B801D-R142-01	2/1/21		Radiello	cis-1,2-Dichloroethene	<	0.00004	0.16	
OU8	VI-B801D-R142-01	2/1/21		Radiello	trans-1,2-Dichloroethene	<	0.000083	0.33	
OU8	VI-B801D-R142-01	8/2/21		Radiello	1,1,1-Trichloroethane	<	0.00003	0.16	
OU8	VI-B801D-R142-01	8/2/21		Radiello	1,1,2-Trichloroethane	<	0.000028	0.15	
OU8	VI-B801D-R142-01	8/2/21		Radiello	1,1-Dichloroethane	<	0.000039	0.16	
OU8	VI-B801D-R142-01	8/2/21		Radiello	1,1-Dichloroethene	<	0.00013	0.52	
OU8	VI-B801D-R142-01	8/2/21		Radiello	1,2-Dichloroethane	<	0.000032	0.13	
OU8	VI-B801D-R142-01	8/2/21		Radiello	Carbon tetrachloride		0.000044	0.28	
OU8	VI-B801D-R142-01	8/2/21		Radiello	Chloroform		0.00003	0.15	
OU8	VI-B801D-R142-01	8/2/21		Radiello	Tetrachloroethene	<	0.000025	0.17	E
OU8	VI-B801D-R142-01	8/2/21		Radiello	Trichloroethene	<	0.000027	0.15	
OU8	VI-B801D-R142-01	8/2/21		Radiello	cis-1,2-Dichloroethene	<	0.00004	0.16	
OU8	VI-B801D-R142-01	8/2/21		Radiello	trans-1,2-Dichloroethene	<	0.000084	0.33	

Attachment 1. Table 3. Vapor intrusion analytical data, Site 300, 2021.

OU	Location	Date	Sample Type	Sample Method	Parameter	LOS Indicator	Result in PPM(V/V)	Result in µg/m³	QA Flag
OU8	VI-B833-CORR1-01	1/4/21		Radiello	1,1,1-Trichloroethane	<	0.000029	0.16	
OU8	VI-B833-CORR1-01	1/4/21		Radiello	1,1,2-Trichloroethane	<	0.000028	0.15	
OU8	VI-B833-CORR1-01	1/4/21		Radiello	1,1-Dichloroethane	<	0.000039	0.16	
OU8	VI-B833-CORR1-01	1/4/21		Radiello	1,1-Dichloroethene	<	0.00013	0.52	
OU8	VI-B833-CORR1-01	1/4/21		Radiello	1,2-Dichloroethane	<	0.000032	0.13	E
OU8	VI-B833-CORR1-01	1/4/21		Radiello	Carbon tetrachloride		0.000041	0.26	
OU8	VI-B833-CORR1-01	1/4/21		Radiello	Chloroform	<	0.000027	0.13	
OU8	VI-B833-CORR1-01	1/4/21		Radiello	Tetrachloroethene	<	0.000025	0.17	
OU8	VI-B833-CORR1-01	1/4/21		Radiello	Trichloroethene	<	0.000027	0.15	
OU8	VI-B833-CORR1-01	1/4/21		Radiello	cis-1,2-Dichloroethene	<	0.00004	0.16	
OU8	VI-B833-CORR1-01	1/4/21		Radiello	trans-1,2-Dichloroethene	<	0.000084	0.33	
OU8	VI-B833-CORR1-01	7/6/21		Radiello	1,1,1-Trichloroethane	<	0.00003	0.16	
OU8	VI-B833-CORR1-01	7/6/21		Radiello	1,1,2-Trichloroethane	<	0.000028	0.15	
OU8	VI-B833-CORR1-01	7/6/21		Radiello	1,1-Dichloroethane	<	0.000039	0.16	
OU8	VI-B833-CORR1-01	7/6/21		Radiello	1,1-Dichloroethene	<	0.00013	0.52	
OU8	VI-B833-CORR1-01	7/6/21		Radiello	1,2-Dichloroethane	<	0.000032	0.13	
OU8	VI-B833-CORR1-01	7/6/21		Radiello	Carbon tetrachloride		0.000045	0.28	
OU8	VI-B833-CORR1-01	7/6/21		Radiello	Chloroform	<	0.000027	0.13	E
OU8	VI-B833-CORR1-01	7/6/21		Radiello	Tetrachloroethene	<	0.000025	0.17	
OU8	VI-B833-CORR1-01	7/6/21		Radiello	Trichloroethene	<	0.000027	0.15	E
OU8	VI-B833-CORR1-01	7/6/21		Radiello	cis-1,2-Dichloroethene	<	0.00004	0.16	
OU8	VI-B833-CORR1-01	7/6/21		Radiello	trans-1,2-Dichloroethene	<	0.000084	0.33	
OU8	VI-B833-R100-01	1/4/21		Radiello	1,1,1-Trichloroethane	<	0.000029	0.16	
OU8	VI-B833-R100-01	1/4/21		Radiello	1,1,2-Trichloroethane	<	0.000028	0.15	
OU8	VI-B833-R100-01	1/4/21		Radiello	1,1-Dichloroethane	<	0.000039	0.16	
OU8	VI-B833-R100-01	1/4/21		Radiello	1,1-Dichloroethene	<	0.00013	0.52	
OU8	VI-B833-R100-01	1/4/21		Radiello	1,2-Dichloroethane	<	0.000032	0.13	E
OU8	VI-B833-R100-01	1/4/21		Radiello	Carbon tetrachloride		0.000038	0.24	
OU8	VI-B833-R100-01	1/4/21		Radiello	Chloroform	<	0.000027	0.13	
OU8	VI-B833-R100-01	1/4/21		Radiello	Tetrachloroethene	<	0.000025	0.17	
OU8	VI-B833-R100-01	1/4/21		Radiello	Trichloroethene	<	0.000027	0.15	E
OU8	VI-B833-R100-01	1/4/21		Radiello	cis-1,2-Dichloroethene	<	0.00004	0.16	
OU8	VI-B833-R100-01	1/4/21		Radiello	trans-1,2-Dichloroethene	<	0.000083	0.33	
OU8	VI-B833-R100-01	7/6/21		Radiello	1,1,1-Trichloroethane	<	0.00003	0.16	
OU8	VI-B833-R100-01	7/6/21		Radiello	1,1,2-Trichloroethane	<	0.000028	0.15	
OU8	VI-B833-R100-01	7/6/21		Radiello	1,1-Dichloroethane	<	0.000039	0.16	
OU8	VI-B833-R100-01	7/6/21		Radiello	1,1-Dichloroethene	<	0.00013	0.52	
OU8	VI-B833-R100-01	7/6/21		Radiello	1,2-Dichloroethane	<	0.000032	0.13	
OU8	VI-B833-R100-01	7/6/21		Radiello	Carbon tetrachloride		0.000046	0.29	
OU8	VI-B833-R100-01	7/6/21		Radiello	Chloroform	<	0.000027	0.13	E
OU8	VI-B833-R100-01	7/6/21		Radiello	Tetrachloroethene	<	0.000025	0.17	
OU8	VI-B833-R100-01	7/6/21		Radiello	Trichloroethene	<	0.000027	0.15	E
OU8	VI-B833-R100-01	7/6/21		Radiello	cis-1,2-Dichloroethene	<	0.00004	0.16	
OU8	VI-B833-R100-01	7/6/21		Radiello	trans-1,2-Dichloroethene	<	0.000084	0.33	
OU8	VI-B833-R101-01	1/4/21	DUP	Radiello	1,1,1-Trichloroethane	<	0.000029	0.16	
OU8	VI-B833-R101-01	1/4/21	DUP	Radiello	1,1,2-Trichloroethane	<	0.000028	0.15	
OU8	VI-B833-R101-01	1/4/21	DUP	Radiello	1,1-Dichloroethane	<	0.000039	0.16	
OU8	VI-B833-R101-01	1/4/21	DUP	Radiello	1,1-Dichloroethene	<	0.00013	0.52	
OU8	VI-B833-R101-01	1/4/21	DUP	Radiello	1,2-Dichloroethane	<	0.000032	0.13	E
OU8	VI-B833-R101-01	1/4/21	DUP	Radiello	Carbon tetrachloride		0.000053	0.33	
OU8	VI-B833-R101-01	1/4/21	DUP	Radiello	Chloroform	<	0.000027	0.13	E
OU8	VI-B833-R101-01	1/4/21	DUP	Radiello	Tetrachloroethene	<	0.000025	0.17	
OU8	VI-B833-R101-01	1/4/21	DUP	Radiello	Trichloroethene	<	0.000027	0.15	E
OU8	VI-B833-R101-01	1/4/21	DUP	Radiello	cis-1,2-Dichloroethene	<	0.00004	0.16	
OU8	VI-B833-R101-01	1/4/21	DUP	Radiello	trans-1,2-Dichloroethene	<	0.000084	0.33	
OU8	VI-B833-R101-01	1/4/21		Radiello	1,1,1-Trichloroethane	<	0.000029	0.16	
OU8	VI-B833-R101-01	1/4/21		Radiello	1,1,2-Trichloroethane	<	0.000028	0.15	
OU8	VI-B833-R101-01	1/4/21		Radiello	1,1-Dichloroethane	<	0.000039	0.16	
OU8	VI-B833-R101-01	1/4/21		Radiello	1,1-Dichloroethene	<	0.00013	0.52	
OU8	VI-B833-R101-01	1/4/21		Radiello	1,2-Dichloroethane	<	0.000032	0.13	E
OU8	VI-B833-R101-01	1/4/21		Radiello	Carbon tetrachloride		0.000047	0.30	
OU8	VI-B833-R101-01	1/4/21		Radiello	Chloroform	<	0.000027	0.13	E
OU8	VI-B833-R101-01	1/4/21		Radiello	Tetrachloroethene	<	0.000025	0.17	
OU8	VI-B833-R101-01	1/4/21		Radiello	Trichloroethene	<	0.000027	0.15	E
OU8	VI-B833-R101-01	1/4/21		Radiello	cis-1,2-Dichloroethene	<	0.00004	0.16	
OU8	VI-B833-R101-01	1/4/21		Radiello	trans-1,2-Dichloroethene	<	0.000084	0.33	

Attachment 1. Table 3. Vapor intrusion analytical data, Site 300, 2021.

OU	Location	Date	Sample Type	Sample Method	Parameter	LOS Indicator	Result in PPM(V/V)	Result in µg/m³	QA Flag
OU8	VI-B833-R101-01	7/6/21	DUP	Radiello	1,1,1-Trichloroethane	<	0.000029	0.16	
OU8	VI-B833-R101-01	7/6/21	DUP	Radiello	1,1,2-Trichloroethane	<	0.000028	0.15	
OU8	VI-B833-R101-01	7/6/21	DUP	Radiello	1,1-Dichloroethane	<	0.000039	0.16	
OU8	VI-B833-R101-01	7/6/21	DUP	Radiello	1,1-Dichloroethene	<	0.00013	0.52	
OU8	VI-B833-R101-01	7/6/21	DUP	Radiello	1,2-Dichloroethane	<	0.000032	0.13	
OU8	VI-B833-R101-01	7/6/21	DUP	Radiello	Carbon tetrachloride		0.000044	0.28	
OU8	VI-B833-R101-01	7/6/21	DUP	Radiello	Chloroform	<	0.000027	0.13	E
OU8	VI-B833-R101-01	7/6/21	DUP	Radiello	Tetrachloroethene	<	0.000025	0.17	
OU8	VI-B833-R101-01	7/6/21	DUP	Radiello	Trichloroethene	<	0.000027	0.15	E
OU8	VI-B833-R101-01	7/6/21	DUP	Radiello	cis-1,2-Dichloroethene	<	0.00004	0.16	
OU8	VI-B833-R101-01	7/6/21	DUP	Radiello	trans-1,2-Dichloroethene	<	0.000084	0.33	
OU8	VI-B833-R101-01	7/6/21		Radiello	1,1,1-Trichloroethane	<	0.000029	0.16	
OU8	VI-B833-R101-01	7/6/21		Radiello	1,1,2-Trichloroethane	<	0.000028	0.15	
OU8	VI-B833-R101-01	7/6/21		Radiello	1,1-Dichloroethane	<	0.000039	0.16	
OU8	VI-B833-R101-01	7/6/21		Radiello	1,1-Dichloroethene	<	0.00013	0.52	
OU8	VI-B833-R101-01	7/6/21		Radiello	1,2-Dichloroethane	<	0.000032	0.13	
OU8	VI-B833-R101-01	7/6/21		Radiello	Carbon tetrachloride		0.000042	0.26	
OU8	VI-B833-R101-01	7/6/21		Radiello	Chloroform	<	0.000027	0.13	E
OU8	VI-B833-R101-01	7/6/21		Radiello	Tetrachloroethene	<	0.000025	0.17	
OU8	VI-B833-R101-01	7/6/21		Radiello	Trichloroethene	<	0.000027	0.15	E
OU8	VI-B833-R101-01	7/6/21		Radiello	cis-1,2-Dichloroethene	<	0.00004	0.16	
OU8	VI-B833-R101-01	7/6/21		Radiello	trans-1,2-Dichloroethene	<	0.000084	0.33	
OU8	VI-B833-R101A-01	1/4/21		Radiello	1,1,1-Trichloroethane	<	0.000029	0.16	
OU8	VI-B833-R101A-01	1/4/21		Radiello	1,1,2-Trichloroethane	<	0.000028	0.15	
OU8	VI-B833-R101A-01	1/4/21		Radiello	1,1-Dichloroethane	<	0.000039	0.16	
OU8	VI-B833-R101A-01	1/4/21		Radiello	1,1-Dichloroethene	<	0.00013	0.52	
OU8	VI-B833-R101A-01	1/4/21		Radiello	1,2-Dichloroethane	<	0.000032	0.13	E
OU8	VI-B833-R101A-01	1/4/21		Radiello	Carbon tetrachloride		0.000049	0.31	
OU8	VI-B833-R101A-01	1/4/21		Radiello	Chloroform	<	0.000027	0.13	E
OU8	VI-B833-R101A-01	1/4/21		Radiello	Tetrachloroethene	<	0.000025	0.17	
OU8	VI-B833-R101A-01	1/4/21		Radiello	Trichloroethene	<	0.000027	0.15	E
OU8	VI-B833-R101A-01	1/4/21		Radiello	cis-1,2-Dichloroethene	<	0.00004	0.16	
OU8	VI-B833-R101A-01	1/4/21		Radiello	trans-1,2-Dichloroethene	<	0.000084	0.33	
OU8	VI-B833-R101A-01	7/6/21		Radiello	1,1,1-Trichloroethane	<	0.00003	0.16	
OU8	VI-B833-R101A-01	7/6/21		Radiello	1,1,2-Trichloroethane	<	0.000028	0.15	
OU8	VI-B833-R101A-01	7/6/21		Radiello	1,1-Dichloroethane	<	0.000039	0.16	
OU8	VI-B833-R101A-01	7/6/21		Radiello	1,1-Dichloroethene	<	0.00013	0.52	
OU8	VI-B833-R101A-01	7/6/21		Radiello	1,2-Dichloroethane	<	0.000032	0.13	E
OU8	VI-B833-R101A-01	7/6/21		Radiello	Carbon tetrachloride		0.000045	0.28	
OU8	VI-B833-R101A-01	7/6/21		Radiello	Chloroform	<	0.000027	0.13	E
OU8	VI-B833-R101A-01	7/6/21		Radiello	Tetrachloroethene	<	0.000025	0.17	
OU8	VI-B833-R101A-01	7/6/21		Radiello	Trichloroethene	<	0.000027	0.15	E
OU8	VI-B833-R101A-01	7/6/21		Radiello	cis-1,2-Dichloroethene	<	0.00004	0.16	
OU8	VI-B833-R101A-01	7/6/21		Radiello	trans-1,2-Dichloroethene	<	0.000084	0.33	
OU8	VI-B833-R101A-PTH-01	1/4/21		Radiello	1,1,1-Trichloroethane	<	0.000029	0.16	
OU8	VI-B833-R101A-PTH-01	1/4/21		Radiello	1,1,2-Trichloroethane	<	0.000028	0.15	
OU8	VI-B833-R101A-PTH-01	1/4/21		Radiello	1,1-Dichloroethane	<	0.000039	0.16	
OU8	VI-B833-R101A-PTH-01	1/4/21		Radiello	1,1-Dichloroethene	<	0.00013	0.52	
OU8	VI-B833-R101A-PTH-01	1/4/21		Radiello	1,2-Dichloroethane	<	0.000032	0.13	E
OU8	VI-B833-R101A-PTH-01	1/4/21		Radiello	Carbon tetrachloride		0.000051	0.32	
OU8	VI-B833-R101A-PTH-01	1/4/21		Radiello	Chloroform	<	0.000027	0.13	E
OU8	VI-B833-R101A-PTH-01	1/4/21		Radiello	Tetrachloroethene	<	0.000025	0.17	
OU8	VI-B833-R101A-PTH-01	1/4/21		Radiello	Trichloroethene	<	0.000027	0.15	E
OU8	VI-B833-R101A-PTH-01	1/4/21		Radiello	cis-1,2-Dichloroethene	<	0.00004	0.16	
OU8	VI-B833-R101A-PTH-01	1/4/21		Radiello	trans-1,2-Dichloroethene	<	0.000084	0.33	
OU8	VI-B833-R101A-PTH-01	7/6/21		Radiello	1,1,1-Trichloroethane	<	0.00003	0.16	
OU8	VI-B833-R101A-PTH-01	7/6/21		Radiello	1,1,2-Trichloroethane	<	0.000028	0.15	
OU8	VI-B833-R101A-PTH-01	7/6/21		Radiello	1,1-Dichloroethane	<	0.000039	0.16	
OU8	VI-B833-R101A-PTH-01	7/6/21		Radiello	1,1-Dichloroethene	<	0.00013	0.52	
OU8	VI-B833-R101A-PTH-01	7/6/21		Radiello	1,2-Dichloroethane	<	0.000032	0.13	
OU8	VI-B833-R101A-PTH-01	7/6/21		Radiello	Carbon tetrachloride		0.000039	0.25	
OU8	VI-B833-R101A-PTH-01	7/6/21		Radiello	Chloroform	<	0.000027	0.13	
OU8	VI-B833-R101A-PTH-01	7/6/21		Radiello	Tetrachloroethene	<	0.000025	0.17	
OU8	VI-B833-R101A-PTH-01	7/6/21		Radiello	Trichloroethene	<	0.000027	0.15	E
OU8	VI-B833-R101A-PTH-01	7/6/21		Radiello	cis-1,2-Dichloroethene	<	0.00004	0.16	
OU8	VI-B833-R101A-PTH-01	7/6/21		Radiello	trans-1,2-Dichloroethene	<	0.000084	0.33	

Attachment 1. Table 3. Vapor intrusion analytical data, Site 300, 2021.

OU	Location	Date	Sample Type	Sample Method	Parameter	LOS Indicator	Result in PPM(V/V)	Result in µg/m³	QA Flag
OU8	VI-B833-R102-01	1/4/21		Radiello	1,1,1-Trichloroethane	<	0.000029	0.16	
OU8	VI-B833-R102-01	1/4/21		Radiello	1,1,2-Trichloroethane	<	0.000028	0.15	
OU8	VI-B833-R102-01	1/4/21		Radiello	1,1-Dichloroethane	<	0.000039	0.16	
OU8	VI-B833-R102-01	1/4/21		Radiello	1,1-Dichloroethene	<	0.00013	0.52	
OU8	VI-B833-R102-01	1/4/21		Radiello	1,2-Dichloroethane	<	0.000032	0.13	E
OU8	VI-B833-R102-01	1/4/21		Radiello	Carbon tetrachloride		0.00005	0.31	
OU8	VI-B833-R102-01	1/4/21		Radiello	Chloroform	<	0.000027	0.13	E
OU8	VI-B833-R102-01	1/4/21		Radiello	Tetrachloroethene	<	0.000025	0.17	
OU8	VI-B833-R102-01	1/4/21		Radiello	Trichloroethene	<	0.000027	0.15	
OU8	VI-B833-R102-01	1/4/21		Radiello	cis-1,2-Dichloroethene	<	0.00004	0.16	
OU8	VI-B833-R102-01	1/4/21		Radiello	trans-1,2-Dichloroethene	<	0.000084	0.33	
OU8	VI-B833-R102-01	7/6/21		Radiello	1,1,1-Trichloroethane	<	0.000029	0.16	
OU8	VI-B833-R102-01	7/6/21		Radiello	1,1,2-Trichloroethane	<	0.000028	0.15	
OU8	VI-B833-R102-01	7/6/21		Radiello	1,1-Dichloroethane	<	0.000039	0.16	
OU8	VI-B833-R102-01	7/6/21		Radiello	1,1-Dichloroethene	<	0.00013	0.52	
OU8	VI-B833-R102-01	7/6/21		Radiello	1,2-Dichloroethane	<	0.000032	0.13	
OU8	VI-B833-R102-01	7/6/21		Radiello	Carbon tetrachloride		0.000036	0.23	
OU8	VI-B833-R102-01	7/6/21		Radiello	Chloroform	<	0.000027	0.13	E
OU8	VI-B833-R102-01	7/6/21		Radiello	Tetrachloroethene	<	0.000025	0.17	
OU8	VI-B833-R102-01	7/6/21		Radiello	Trichloroethene	<	0.000027	0.15	
OU8	VI-B833-R102-01	7/6/21		Radiello	cis-1,2-Dichloroethene	<	0.00004	0.16	
OU8	VI-B833-R102-01	7/6/21		Radiello	trans-1,2-Dichloroethene	<	0.000084	0.33	
OU8	VI-B833-R103-01	1/4/21		Radiello	1,1,1-Trichloroethane	<	0.000029	0.16	
OU8	VI-B833-R103-01	1/4/21		Radiello	1,1,2-Trichloroethane	<	0.000028	0.15	
OU8	VI-B833-R103-01	1/4/21		Radiello	1,1-Dichloroethane	<	0.000039	0.16	
OU8	VI-B833-R103-01	1/4/21		Radiello	1,1-Dichloroethene	<	0.00013	0.52	
OU8	VI-B833-R103-01	1/4/21		Radiello	1,2-Dichloroethane	<	0.000032	0.13	E
OU8	VI-B833-R103-01	1/4/21		Radiello	Carbon tetrachloride		0.000047	0.30	
OU8	VI-B833-R103-01	1/4/21		Radiello	Chloroform	<	0.000027	0.13	E
OU8	VI-B833-R103-01	1/4/21		Radiello	Tetrachloroethene	<	0.000025	0.17	
OU8	VI-B833-R103-01	1/4/21		Radiello	Trichloroethene	<	0.000027	0.15	
OU8	VI-B833-R103-01	1/4/21		Radiello	cis-1,2-Dichloroethene	<	0.00004	0.16	
OU8	VI-B833-R103-01	1/4/21		Radiello	trans-1,2-Dichloroethene	<	0.000084	0.33	
OU8	VI-B833-R103-01	7/6/21		Radiello	1,1,1-Trichloroethane	<	0.000029	0.16	
OU8	VI-B833-R103-01	7/6/21		Radiello	1,1,2-Trichloroethane	<	0.000028	0.15	
OU8	VI-B833-R103-01	7/6/21		Radiello	1,1-Dichloroethane	<	0.000039	0.16	
OU8	VI-B833-R103-01	7/6/21		Radiello	1,1-Dichloroethene	<	0.00013	0.52	
OU8	VI-B833-R103-01	7/6/21		Radiello	1,2-Dichloroethane	<	0.000032	0.13	
OU8	VI-B833-R103-01	7/6/21		Radiello	Carbon tetrachloride		0.000039	0.25	
OU8	VI-B833-R103-01	7/6/21		Radiello	Chloroform	<	0.000027	0.13	E
OU8	VI-B833-R103-01	7/6/21		Radiello	Tetrachloroethene	<	0.000025	0.17	
OU8	VI-B833-R103-01	7/6/21		Radiello	Trichloroethene	<	0.000027	0.15	
OU8	VI-B833-R103-01	7/6/21		Radiello	cis-1,2-Dichloroethene	<	0.00004	0.16	
OU8	VI-B833-R103-01	7/6/21		Radiello	trans-1,2-Dichloroethene	<	0.000083	0.33	
OU8	VI-B833-R104-01	1/4/21		Radiello	1,1,1-Trichloroethane	<	0.00003	0.16	
OU8	VI-B833-R104-01	1/4/21		Radiello	1,1,2-Trichloroethane	<	0.000028	0.15	
OU8	VI-B833-R104-01	1/4/21		Radiello	1,1-Dichloroethane	<	0.000039	0.16	
OU8	VI-B833-R104-01	1/4/21		Radiello	1,1-Dichloroethene	<	0.00013	0.52	
OU8	VI-B833-R104-01	1/4/21		Radiello	1,2-Dichloroethane	<	0.000032	0.13	E
OU8	VI-B833-R104-01	1/4/21		Radiello	Carbon tetrachloride		0.000048	0.30	
OU8	VI-B833-R104-01	1/4/21		Radiello	Chloroform	<	0.000027	0.13	E
OU8	VI-B833-R104-01	1/4/21		Radiello	Tetrachloroethene	<	0.000025	0.17	
OU8	VI-B833-R104-01	1/4/21		Radiello	Trichloroethene	<	0.000027	0.15	
OU8	VI-B833-R104-01	1/4/21		Radiello	cis-1,2-Dichloroethene	<	0.00004	0.16	
OU8	VI-B833-R104-01	1/4/21		Radiello	trans-1,2-Dichloroethene	<	0.000084	0.33	
OU8	VI-B833-R104-01	7/6/21		Radiello	1,1,1-Trichloroethane	<	0.000029	0.16	
OU8	VI-B833-R104-01	7/6/21		Radiello	1,1,2-Trichloroethane	<	0.000028	0.15	
OU8	VI-B833-R104-01	7/6/21		Radiello	1,1-Dichloroethane	<	0.000039	0.16	
OU8	VI-B833-R104-01	7/6/21		Radiello	1,1-Dichloroethene	<	0.00013	0.52	
OU8	VI-B833-R104-01	7/6/21		Radiello	1,2-Dichloroethane	<	0.000032	0.13	
OU8	VI-B833-R104-01	7/6/21		Radiello	Carbon tetrachloride		0.000042	0.26	
OU8	VI-B833-R104-01	7/6/21		Radiello	Chloroform	<	0.000027	0.13	E
OU8	VI-B833-R104-01	7/6/21		Radiello	Tetrachloroethene	<	0.000025	0.17	
OU8	VI-B833-R104-01	7/6/21		Radiello	Trichloroethene	<	0.000027	0.15	E
OU8	VI-B833-R104-01	7/6/21		Radiello	cis-1,2-Dichloroethene	<	0.00004	0.16	
OU8	VI-B833-R104-01	7/6/21		Radiello	trans-1,2-Dichloroethene	<	0.000083	0.33	

Attachment 1. Table 3. Vapor intrusion analytical data, Site 300, 2021.

OU	Location	Date	Sample Type	Sample Method	Parameter	LOS Indicator	Result in PPM(V/V)	Result in µg/m³	QA Flag
OU8	VI-B833-R105-01	1/4/21		Radiello	1,1,1-Trichloroethane	<	0.00003	0.16	
OU8	VI-B833-R105-01	1/4/21		Radiello	1,1,2-Trichloroethane	<	0.000028	0.15	
OU8	VI-B833-R105-01	1/4/21		Radiello	1,1-Dichloroethane	<	0.000039	0.16	
OU8	VI-B833-R105-01	1/4/21		Radiello	1,1-Dichloroethene	<	0.00013	0.52	
OU8	VI-B833-R105-01	1/4/21		Radiello	1,2-Dichloroethane	<	0.000032	0.13	E
OU8	VI-B833-R105-01	1/4/21		Radiello	Carbon tetrachloride		0.000046	0.29	
OU8	VI-B833-R105-01	1/4/21		Radiello	Chloroform	<	0.000027	0.13	E
OU8	VI-B833-R105-01	1/4/21		Radiello	Tetrachloroethene	<	0.000025	0.17	
OU8	VI-B833-R105-01	1/4/21		Radiello	Trichloroethene	<	0.000027	0.15	
OU8	VI-B833-R105-01	1/4/21		Radiello	cis-1,2-Dichloroethene	<	0.00004	0.16	
OU8	VI-B833-R105-01	1/4/21		Radiello	trans-1,2-Dichloroethene	<	0.000084	0.33	
OU8	VI-B833-R105-01	7/6/21		Radiello	1,1,1-Trichloroethane	<	0.000029	0.16	
OU8	VI-B833-R105-01	7/6/21		Radiello	1,1,2-Trichloroethane	<	0.000028	0.15	
OU8	VI-B833-R105-01	7/6/21		Radiello	1,1-Dichloroethane	<	0.000039	0.16	
OU8	VI-B833-R105-01	7/6/21		Radiello	1,1-Dichloroethene	<	0.00013	0.52	
OU8	VI-B833-R105-01	7/6/21		Radiello	1,2-Dichloroethane	<	0.000032	0.13	E
OU8	VI-B833-R105-01	7/6/21		Radiello	Carbon tetrachloride		0.000054	0.34	
OU8	VI-B833-R105-01	7/6/21		Radiello	Chloroform	<	0.000027	0.13	E
OU8	VI-B833-R105-01	7/6/21		Radiello	Tetrachloroethene	<	0.000025	0.17	
OU8	VI-B833-R105-01	7/6/21		Radiello	Trichloroethene	<	0.000027	0.15	E
OU8	VI-B833-R105-01	7/6/21		Radiello	cis-1,2-Dichloroethene	<	0.00004	0.16	
OU8	VI-B833-R105-01	7/6/21		Radiello	trans-1,2-Dichloroethene	<	0.000084	0.33	
NA	VI-S3-OUT-001	1/4/21		Radiello	1,1,1-Trichloroethane	<	0.000029	0.16	
NA	VI-S3-OUT-001	1/4/21		Radiello	1,1,2-Trichloroethane	<	0.000028	0.15	
NA	VI-S3-OUT-001	1/4/21		Radiello	1,1-Dichloroethane	<	0.000039	0.16	
NA	VI-S3-OUT-001	1/4/21		Radiello	1,1-Dichloroethene	<	0.00013	0.52	
NA	VI-S3-OUT-001	1/4/21		Radiello	1,2-Dichloroethane	<	0.000032	0.13	E
NA	VI-S3-OUT-001	1/4/21		Radiello	Carbon tetrachloride		0.000056	0.35	
NA	VI-S3-OUT-001	1/4/21		Radiello	Chloroform	<	0.000027	0.13	E
NA	VI-S3-OUT-001	1/4/21		Radiello	Tetrachloroethene	<	0.000025	0.17	
NA	VI-S3-OUT-001	1/4/21		Radiello	Trichloroethene	<	0.000027	0.15	
NA	VI-S3-OUT-001	1/4/21		Radiello	cis-1,2-Dichloroethene	<	0.00004	0.16	
NA	VI-S3-OUT-001	1/4/21		Radiello	trans-1,2-Dichloroethene	<	0.000083	0.33	
NA	VI-S3-OUT-001	7/6/21		Radiello	1,1,1-Trichloroethane	<	0.00003	0.16	
NA	VI-S3-OUT-001	7/6/21		Radiello	1,1,2-Trichloroethane	<	0.000028	0.15	
NA	VI-S3-OUT-001	7/6/21		Radiello	1,1-Dichloroethane	<	0.000039	0.16	
NA	VI-S3-OUT-001	7/6/21		Radiello	1,1-Dichloroethene	<	0.00013	0.52	
NA	VI-S3-OUT-001	7/6/21		Radiello	1,2-Dichloroethane	<	0.000032	0.13	E
NA	VI-S3-OUT-001	7/6/21		Radiello	Carbon tetrachloride		0.00005	0.31	
NA	VI-S3-OUT-001	7/6/21		Radiello	Chloroform	<	0.000027	0.13	E
NA	VI-S3-OUT-001	7/6/21		Radiello	Tetrachloroethene	<	0.000025	0.17	
NA	VI-S3-OUT-001	7/6/21		Radiello	Trichloroethene	<	0.000027	0.15	
NA	VI-S3-OUT-001	7/6/21		Radiello	cis-1,2-Dichloroethene	<	0.00004	0.16	
NA	VI-S3-OUT-001	7/6/21		Radiello	trans-1,2-Dichloroethene	<	0.000084	0.33	
NA	VI-S3-OUT-003	1/19/21		Radiello	1,1,1-Trichloroethane	<	0.000029	0.16	
NA	VI-S3-OUT-003	1/19/21		Radiello	1,1,2-Trichloroethane	<	0.000028	0.15	
NA	VI-S3-OUT-003	1/19/21		Radiello	1,1-Dichloroethane	<	0.000039	0.16	
NA	VI-S3-OUT-003	1/19/21		Radiello	1,1-Dichloroethene	<	0.00013	0.52	
NA	VI-S3-OUT-003	1/19/21		Radiello	1,2-Dichloroethane	<	0.000032	0.13	E
NA	VI-S3-OUT-003	1/19/21		Radiello	Carbon tetrachloride		0.000052	0.33	
NA	VI-S3-OUT-003	1/19/21		Radiello	Chloroform	<	0.000027	0.13	E
NA	VI-S3-OUT-003	1/19/21		Radiello	Tetrachloroethene	<	0.000025	0.17	
NA	VI-S3-OUT-003	1/19/21		Radiello	Trichloroethene	<	0.000027	0.15	
NA	VI-S3-OUT-003	1/19/21		Radiello	cis-1,2-Dichloroethene	<	0.00004	0.16	
NA	VI-S3-OUT-003	1/19/21		Radiello	trans-1,2-Dichloroethene	<	0.000084	0.33	
NA	VI-S3-OUT-003	7/19/21		Radiello	1,1,1-Trichloroethane	<	0.00003	0.16	
NA	VI-S3-OUT-003	7/19/21		Radiello	1,1,2-Trichloroethane	<	0.000028	0.15	
NA	VI-S3-OUT-003	7/19/21		Radiello	1,1-Dichloroethane	<	0.000039	0.16	
NA	VI-S3-OUT-003	7/19/21		Radiello	1,1-Dichloroethene	<	0.00013	0.52	
NA	VI-S3-OUT-003	7/19/21		Radiello	1,2-Dichloroethane	<	0.000032	0.13	
NA	VI-S3-OUT-003	7/19/21		Radiello	Carbon tetrachloride		0.000057	0.36	
NA	VI-S3-OUT-003	7/19/21		Radiello	Chloroform	<	0.000027	0.13	E
NA	VI-S3-OUT-003	7/19/21		Radiello	Tetrachloroethene	<	0.000025	0.17	
NA	VI-S3-OUT-003	7/19/21		Radiello	Trichloroethene	<	0.000027	0.15	
NA	VI-S3-OUT-003	7/19/21		Radiello	cis-1,2-Dichloroethene	<	0.00004	0.16	
NA	VI-S3-OUT-003	7/19/21		Radiello	trans-1,2-Dichloroethene	<	0.000084	0.33	

Attachment 1. Table 3. Vapor intrusion analytical data, Site 300, 2021.

OU	Location	Date	Sample Type	Sample Method	Parameter	LOS Indicator	Result in PPM(V/V)	Result in µg/m³	QA Flag
NA	VI-S3-OUT-005	1/4/21		Radiello	1,1,1-Trichloroethane	<	0.000029	0.16	
NA	VI-S3-OUT-005	1/4/21		Radiello	1,1,2-Trichloroethane	<	0.000028	0.15	
NA	VI-S3-OUT-005	1/4/21		Radiello	1,1-Dichloroethane	<	0.000039	0.16	
NA	VI-S3-OUT-005	1/4/21		Radiello	1,1-Dichloroethene	<	0.00013	0.52	
NA	VI-S3-OUT-005	1/4/21		Radiello	1,2-Dichloroethane	<	0.000032	0.13	E
NA	VI-S3-OUT-005	1/4/21		Radiello	Carbon tetrachloride		0.000044	0.28	
NA	VI-S3-OUT-005	1/4/21		Radiello	Chloroform	<	0.000027	0.13	E
NA	VI-S3-OUT-005	1/4/21		Radiello	Tetrachloroethene	<	0.000025	0.17	
NA	VI-S3-OUT-005	1/4/21		Radiello	Trichloroethene	<	0.000027	0.15	
NA	VI-S3-OUT-005	1/4/21		Radiello	cis-1,2-Dichloroethene	<	0.00004	0.16	
NA	VI-S3-OUT-005	1/4/21		Radiello	trans-1,2-Dichloroethene	<	0.000084	0.33	
NA	VI-S3-OUT-005	7/6/21		Radiello	1,1,1-Trichloroethane	<	0.00003	0.16	
NA	VI-S3-OUT-005	7/6/21		Radiello	1,1,2-Trichloroethane	<	0.000028	0.15	
NA	VI-S3-OUT-005	7/6/21		Radiello	1,1-Dichloroethane	<	0.00004	0.16	
NA	VI-S3-OUT-005	7/6/21		Radiello	1,1-Dichloroethene	<	0.00013	0.52	
NA	VI-S3-OUT-005	7/6/21		Radiello	1,2-Dichloroethane	<	0.000032	0.13	E
NA	VI-S3-OUT-005	7/6/21		Radiello	Carbon tetrachloride		0.000054	0.34	
NA	VI-S3-OUT-005	7/6/21		Radiello	Chloroform	<	0.000028	0.14	E
NA	VI-S3-OUT-005	7/6/21		Radiello	Tetrachloroethene	<	0.000025	0.17	
NA	VI-S3-OUT-005	7/6/21		Radiello	Trichloroethene	<	0.000027	0.15	
NA	VI-S3-OUT-005	7/6/21		Radiello	cis-1,2-Dichloroethene	<	0.000041	0.16	
NA	VI-S3-OUT-005	7/6/21		Radiello	trans-1,2-Dichloroethene	<	0.000085	0.34	
NA	VI-S3-OUT-006	1/4/21		Radiello	1,1,1-Trichloroethane	<	0.000029	0.16	
NA	VI-S3-OUT-006	1/4/21		Radiello	1,1,2-Trichloroethane	<	0.000028	0.15	
NA	VI-S3-OUT-006	1/4/21		Radiello	1,1-Dichloroethane	<	0.000039	0.16	
NA	VI-S3-OUT-006	1/4/21		Radiello	1,1-Dichloroethene	<	0.00013	0.52	
NA	VI-S3-OUT-006	1/4/21		Radiello	1,2-Dichloroethane	<	0.000032	0.13	E
NA	VI-S3-OUT-006	1/4/21		Radiello	Carbon tetrachloride		0.000049	0.31	
NA	VI-S3-OUT-006	1/4/21		Radiello	Chloroform	<	0.000027	0.13	E
NA	VI-S3-OUT-006	1/4/21		Radiello	Tetrachloroethene	<	0.000025	0.17	
NA	VI-S3-OUT-006	1/4/21		Radiello	Trichloroethene	<	0.000027	0.15	
NA	VI-S3-OUT-006	1/4/21		Radiello	cis-1,2-Dichloroethene	<	0.00004	0.16	
NA	VI-S3-OUT-006	1/4/21		Radiello	trans-1,2-Dichloroethene	<	0.000083	0.33	
NA	VI-S3-OUT-006	7/6/21		Radiello	1,1,1-Trichloroethane	<	0.00003	0.16	
NA	VI-S3-OUT-006	7/6/21		Radiello	1,1,2-Trichloroethane	<	0.000028	0.15	
NA	VI-S3-OUT-006	7/6/21		Radiello	1,1-Dichloroethane	<	0.000039	0.16	
NA	VI-S3-OUT-006	7/6/21		Radiello	1,1-Dichloroethene	<	0.00013	0.52	
NA	VI-S3-OUT-006	7/6/21		Radiello	1,2-Dichloroethane	<	0.000032	0.13	E
NA	VI-S3-OUT-006	7/6/21		Radiello	Carbon tetrachloride		0.000052	0.33	
NA	VI-S3-OUT-006	7/6/21		Radiello	Chloroform	<	0.000027	0.13	E
NA	VI-S3-OUT-006	7/6/21		Radiello	Tetrachloroethene	<	0.000025	0.17	
NA	VI-S3-OUT-006	7/6/21		Radiello	Trichloroethene	<	0.000027	0.15	
NA	VI-S3-OUT-006	7/6/21		Radiello	cis-1,2-Dichloroethene	<	0.00004	0.16	
NA	VI-S3-OUT-006	7/6/21		Radiello	trans-1,2-Dichloroethene	<	0.000084	0.33	
NA	VI-S3-OUT-007	1/4/21		Radiello	1,1,1-Trichloroethane	<	0.000029	0.16	
NA	VI-S3-OUT-007	1/4/21		Radiello	1,1,2-Trichloroethane	<	0.000028	0.15	
NA	VI-S3-OUT-007	1/4/21		Radiello	1,1-Dichloroethane	<	0.000039	0.16	
NA	VI-S3-OUT-007	1/4/21		Radiello	1,1-Dichloroethene	<	0.00013	0.52	
NA	VI-S3-OUT-007	1/4/21		Radiello	1,2-Dichloroethane	<	0.000032	0.13	E
NA	VI-S3-OUT-007	1/4/21		Radiello	Carbon tetrachloride		0.000047	0.30	
NA	VI-S3-OUT-007	1/4/21		Radiello	Chloroform	<	0.000027	0.13	E
NA	VI-S3-OUT-007	1/4/21		Radiello	Tetrachloroethene	<	0.000025	0.17	
NA	VI-S3-OUT-007	1/4/21		Radiello	Trichloroethene	<	0.000027	0.15	
NA	VI-S3-OUT-007	1/4/21		Radiello	cis-1,2-Dichloroethene	<	0.00004	0.16	
NA	VI-S3-OUT-007	1/4/21		Radiello	trans-1,2-Dichloroethene	<	0.000083	0.33	
NA	VI-S3-OUT-007	7/6/21		Radiello	1,1,1-Trichloroethane	<	0.00003	0.16	
NA	VI-S3-OUT-007	7/6/21		Radiello	1,1,2-Trichloroethane	<	0.000028	0.15	
NA	VI-S3-OUT-007	7/6/21		Radiello	1,1-Dichloroethane	<	0.000039	0.16	
NA	VI-S3-OUT-007	7/6/21		Radiello	1,1-Dichloroethene	<	0.00013	0.52	
NA	VI-S3-OUT-007	7/6/21		Radiello	1,2-Dichloroethane	<	0.000032	0.13	E
NA	VI-S3-OUT-007	7/6/21		Radiello	Carbon tetrachloride		0.000051	0.32	
NA	VI-S3-OUT-007	7/6/21		Radiello	Chloroform	<	0.000027	0.13	E
NA	VI-S3-OUT-007	7/6/21		Radiello	Tetrachloroethene	<	0.000025	0.17	
NA	VI-S3-OUT-007	7/6/21		Radiello	Trichloroethene	<	0.000027	0.15	
NA	VI-S3-OUT-007	7/6/21		Radiello	cis-1,2-Dichloroethene	<	0.00004	0.16	
NA	VI-S3-OUT-007	7/6/21		Radiello	trans-1,2-Dichloroethene	<	0.000084	0.33	

Attachment 1. Table 3. Vapor intrusion analytical data, Site 300, 2021.

OU	Location	Date	Sample Type	Sample Method	Parameter	LOS Indicator	Result in PPM(V/V)	Result in µg/m³	QA Flag
NA	VI-S3-OUT-008	7/19/21		Radiello	1,1,1-Trichloroethane	<	0.00003	0.16	
NA	VI-S3-OUT-008	7/19/21		Radiello	1,1,2-Trichloroethane	<	0.000028	0.15	
NA	VI-S3-OUT-008	7/19/21		Radiello	1,1-Dichloroethane	<	0.000039	0.16	
NA	VI-S3-OUT-008	7/19/21		Radiello	1,1-Dichloroethene	<	0.00013	0.52	
NA	VI-S3-OUT-008	7/19/21		Radiello	1,2-Dichloroethane	<	0.000032	0.13	
NA	VI-S3-OUT-008	7/19/21		Radiello	Carbon tetrachloride		0.000044	0.28	
NA	VI-S3-OUT-008	7/19/21		Radiello	Chloroform	<	0.000027	0.13	E
NA	VI-S3-OUT-008	7/19/21		Radiello	Tetrachloroethene	<	0.000025	0.17	
NA	VI-S3-OUT-008	7/19/21		Radiello	Trichloroethene	<	0.000027	0.15	
NA	VI-S3-OUT-008	7/19/21		Radiello	cis-1,2-Dichloroethene	<	0.00004	0.16	
NA	VI-S3-OUT-008	7/19/21		Radiello	trans-1,2-Dichloroethene	<	0.000084	0.33	
NA	VI-S3-OUT-010	1/19/21		Radiello	1,1,1-Trichloroethane	<	0.000029	0.16	
NA	VI-S3-OUT-010	1/19/21		Radiello	1,1,2-Trichloroethane	<	0.000028	0.15	
NA	VI-S3-OUT-010	1/19/21		Radiello	1,1-Dichloroethane	<	0.000039	0.16	
NA	VI-S3-OUT-010	1/19/21		Radiello	1,1-Dichloroethene	<	0.00013	0.52	
NA	VI-S3-OUT-010	1/19/21		Radiello	1,2-Dichloroethane	<	0.000032	0.13	E
NA	VI-S3-OUT-010	1/19/21		Radiello	Carbon tetrachloride		0.000046	0.29	
NA	VI-S3-OUT-010	1/19/21		Radiello	Chloroform	<	0.000027	0.13	E
NA	VI-S3-OUT-010	1/19/21		Radiello	Tetrachloroethene	<	0.000025	0.17	
NA	VI-S3-OUT-010	1/19/21		Radiello	Trichloroethene	<	0.000027	0.15	
NA	VI-S3-OUT-010	1/19/21		Radiello	cis-1,2-Dichloroethene	<	0.00004	0.16	
NA	VI-S3-OUT-010	1/19/21		Radiello	trans-1,2-Dichloroethene	<	0.000083	0.33	
NA	VI-S3-OUT-010	7/19/21		Radiello	1,1,1-Trichloroethane	<	0.000029	0.16	
NA	VI-S3-OUT-010	7/19/21		Radiello	1,1,2-Trichloroethane	<	0.000028	0.15	
NA	VI-S3-OUT-010	7/19/21		Radiello	1,1-Dichloroethane	<	0.000039	0.16	
NA	VI-S3-OUT-010	7/19/21		Radiello	1,1-Dichloroethene	<	0.00013	0.52	
NA	VI-S3-OUT-010	7/19/21		Radiello	1,2-Dichloroethane	<	0.000032	0.13	
NA	VI-S3-OUT-010	7/19/21		Radiello	Carbon tetrachloride		0.000049	0.31	
NA	VI-S3-OUT-010	7/19/21		Radiello	Chloroform	<	0.000027	0.13	E
NA	VI-S3-OUT-010	7/19/21		Radiello	Tetrachloroethene	<	0.000025	0.17	
NA	VI-S3-OUT-010	7/19/21		Radiello	Trichloroethene	<	0.000027	0.15	
NA	VI-S3-OUT-010	7/19/21		Radiello	cis-1,2-Dichloroethene	<	0.00004	0.16	
NA	VI-S3-OUT-010	7/19/21		Radiello	trans-1,2-Dichloroethene	<	0.000083	0.33	
NA	VI-S3-OUT-011	1/19/21		Radiello	1,1,1-Trichloroethane	<	0.000029	0.16	
NA	VI-S3-OUT-011	1/19/21		Radiello	1,1,2-Trichloroethane	<	0.000028	0.15	
NA	VI-S3-OUT-011	1/19/21		Radiello	1,1-Dichloroethane	<	0.000039	0.16	
NA	VI-S3-OUT-011	1/19/21		Radiello	1,1-Dichloroethene	<	0.00013	0.52	
NA	VI-S3-OUT-011	1/19/21		Radiello	1,2-Dichloroethane	<	0.000032	0.13	E
NA	VI-S3-OUT-011	1/19/21		Radiello	Carbon tetrachloride		0.000044	0.28	
NA	VI-S3-OUT-011	1/19/21		Radiello	Chloroform	<	0.000027	0.13	E
NA	VI-S3-OUT-011	1/19/21		Radiello	Tetrachloroethene	<	0.000025	0.17	
NA	VI-S3-OUT-011	1/19/21		Radiello	Trichloroethene	<	0.000027	0.15	
NA	VI-S3-OUT-011	1/19/21		Radiello	cis-1,2-Dichloroethene	<	0.00004	0.16	
NA	VI-S3-OUT-011	1/19/21		Radiello	trans-1,2-Dichloroethene	<	0.000083	0.33	
NA	VI-S3-OUT-011	7/19/21		Radiello	1,1,1-Trichloroethane	<	0.000029	0.16	
NA	VI-S3-OUT-011	7/19/21		Radiello	1,1,2-Trichloroethane	<	0.000027	0.15	
NA	VI-S3-OUT-011	7/19/21		Radiello	1,1-Dichloroethane	<	0.000039	0.16	
NA	VI-S3-OUT-011	7/19/21		Radiello	1,1-Dichloroethene	<	0.00013	0.52	
NA	VI-S3-OUT-011	7/19/21		Radiello	1,2-Dichloroethane	<	0.000032	0.13	
NA	VI-S3-OUT-011	7/19/21		Radiello	Carbon tetrachloride		0.000044	0.28	
NA	VI-S3-OUT-011	7/19/21		Radiello	Chloroform	<	0.000027	0.13	E
NA	VI-S3-OUT-011	7/19/21		Radiello	Tetrachloroethene	<	0.000025	0.17	
NA	VI-S3-OUT-011	7/19/21		Radiello	Trichloroethene	<	0.000027	0.15	
NA	VI-S3-OUT-011	7/19/21		Radiello	cis-1,2-Dichloroethene	<	0.00004	0.16	
NA	VI-S3-OUT-011	7/19/21		Radiello	trans-1,2-Dichloroethene	<	0.000083	0.33	
NA	VI-S3-OUT-012	2/1/21		Radiello	1,1,1-Trichloroethane	<	0.00003	0.16	
NA	VI-S3-OUT-012	2/1/21		Radiello	1,1,2-Trichloroethane	<	0.000028	0.15	
NA	VI-S3-OUT-012	2/1/21		Radiello	1,1-Dichloroethane	<	0.000039	0.16	
NA	VI-S3-OUT-012	2/1/21		Radiello	1,1-Dichloroethene	<	0.00013	0.52	
NA	VI-S3-OUT-012	2/1/21		Radiello	1,2-Dichloroethane	<	0.000032	0.13	E
NA	VI-S3-OUT-012	2/1/21		Radiello	Carbon tetrachloride		0.000049	0.31	
NA	VI-S3-OUT-012	2/1/21		Radiello	Chloroform	<	0.000027	0.13	E
NA	VI-S3-OUT-012	2/1/21		Radiello	Tetrachloroethene	<	0.000025	0.17	
NA	VI-S3-OUT-012	2/1/21		Radiello	Trichloroethene	<	0.000027	0.15	
NA	VI-S3-OUT-012	2/1/21		Radiello	cis-1,2-Dichloroethene	<	0.00004	0.16	
NA	VI-S3-OUT-012	2/1/21		Radiello	trans-1,2-Dichloroethene	<	0.000084	0.33	

Attachment 1. Table 3. Vapor intrusion analytical data, Site 300, 2021.

OU	Location	Date	Sample Type	Sample Method	Parameter	LOS Indicator	Result in PPM(V/V)	Result in µg/m³	QA Flag
NA	VI-S3-OUT-012	8/2/21		Radiello	1,1,1-Trichloroethane	<	0.000029	0.16	
NA	VI-S3-OUT-012	8/2/21		Radiello	1,1,2-Trichloroethane	<	0.000028	0.15	
NA	VI-S3-OUT-012	8/2/21		Radiello	1,1-Dichloroethane	<	0.000039	0.16	
NA	VI-S3-OUT-012	8/2/21		Radiello	1,1-Dichloroethene	<	0.00013	0.52	
NA	VI-S3-OUT-012	8/2/21		Radiello	1,2-Dichloroethane	<	0.000032	0.13	
NA	VI-S3-OUT-012	8/2/21		Radiello	Carbon tetrachloride		0.000058	0.36	
NA	VI-S3-OUT-012	8/2/21		Radiello	Chloroform	<	0.000027	0.13	E
NA	VI-S3-OUT-012	8/2/21		Radiello	Tetrachloroethene	<	0.000025	0.17	
NA	VI-S3-OUT-012	8/2/21		Radiello	Trichloroethene	<	0.000027	0.15	
NA	VI-S3-OUT-012	8/2/21		Radiello	cis-1,2-Dichloroethene	<	0.00004	0.16	
NA	VI-S3-OUT-012	8/2/21		Radiello	trans-1,2-Dichloroethene	<	0.000084	0.33	
NA	VI-S3-OUT-013	2/1/21		Radiello	1,1,1-Trichloroethane	<	0.00003	0.16	
NA	VI-S3-OUT-013	2/1/21		Radiello	1,1,2-Trichloroethane	<	0.000028	0.15	
NA	VI-S3-OUT-013	2/1/21		Radiello	1,1-Dichloroethane	<	0.000039	0.16	
NA	VI-S3-OUT-013	2/1/21		Radiello	1,1-Dichloroethene	<	0.00013	0.52	
NA	VI-S3-OUT-013	2/1/21		Radiello	1,2-Dichloroethane	<	0.000032	0.13	E
NA	VI-S3-OUT-013	2/1/21		Radiello	Carbon tetrachloride		0.00005	0.31	
NA	VI-S3-OUT-013	2/1/21		Radiello	Chloroform	<	0.000027	0.13	E
NA	VI-S3-OUT-013	2/1/21		Radiello	Tetrachloroethene	<	0.000025	0.17	
NA	VI-S3-OUT-013	2/1/21		Radiello	Trichloroethene	<	0.000027	0.15	
NA	VI-S3-OUT-013	2/1/21		Radiello	cis-1,2-Dichloroethene	<	0.00004	0.16	
NA	VI-S3-OUT-013	2/1/21		Radiello	trans-1,2-Dichloroethene	<	0.000084	0.33	
NA	VI-S3-OUT-013	8/2/21		Radiello	1,1,1-Trichloroethane	<	0.000029	0.16	
NA	VI-S3-OUT-013	8/2/21		Radiello	1,1,2-Trichloroethane	<	0.000028	0.15	
NA	VI-S3-OUT-013	8/2/21		Radiello	1,1-Dichloroethane	<	0.000039	0.16	
NA	VI-S3-OUT-013	8/2/21		Radiello	1,1-Dichloroethene	<	0.00013	0.52	
NA	VI-S3-OUT-013	8/2/21		Radiello	1,2-Dichloroethane	<	0.000032	0.13	
NA	VI-S3-OUT-013	8/2/21		Radiello	Carbon tetrachloride		0.000053	0.33	
NA	VI-S3-OUT-013	8/2/21		Radiello	Chloroform	<	0.000027	0.13	E
NA	VI-S3-OUT-013	8/2/21		Radiello	Tetrachloroethene	<	0.000025	0.17	
NA	VI-S3-OUT-013	8/2/21		Radiello	Trichloroethene	<	0.000027	0.15	
NA	VI-S3-OUT-013	8/2/21		Radiello	cis-1,2-Dichloroethene	<	0.00004	0.16	
NA	VI-S3-OUT-013	8/2/21		Radiello	trans-1,2-Dichloroethene	<	0.000084	0.33	
NA	VI-S3-OUT-014	2/1/21		Radiello	1,1,1-Trichloroethane	<	0.000029	0.16	
NA	VI-S3-OUT-014	2/1/21		Radiello	1,1,2-Trichloroethane	<	0.000028	0.15	
NA	VI-S3-OUT-014	2/1/21		Radiello	1,1-Dichloroethane	<	0.000039	0.16	
NA	VI-S3-OUT-014	2/1/21		Radiello	1,1-Dichloroethene	<	0.00013	0.52	
NA	VI-S3-OUT-014	2/1/21		Radiello	1,2-Dichloroethane	<	0.000032	0.13	E
NA	VI-S3-OUT-014	2/1/21		Radiello	Carbon tetrachloride		0.000055	0.35	
NA	VI-S3-OUT-014	2/1/21		Radiello	Chloroform	<	0.000027	0.13	E
NA	VI-S3-OUT-014	2/1/21		Radiello	Tetrachloroethene	<	0.000025	0.17	
NA	VI-S3-OUT-014	2/1/21		Radiello	Trichloroethene	<	0.000027	0.15	
NA	VI-S3-OUT-014	2/1/21		Radiello	cis-1,2-Dichloroethene	<	0.00004	0.16	
NA	VI-S3-OUT-014	2/1/21		Radiello	trans-1,2-Dichloroethene	<	0.000084	0.33	
NA	VI-S3-OUT-014	8/2/21		Radiello	1,1,1-Trichloroethane	<	0.000029	0.16	
NA	VI-S3-OUT-014	8/2/21		Radiello	1,1,2-Trichloroethane	<	0.000028	0.15	
NA	VI-S3-OUT-014	8/2/21		Radiello	1,1-Dichloroethane	<	0.000039	0.16	
NA	VI-S3-OUT-014	8/2/21		Radiello	1,1-Dichloroethene	<	0.00013	0.52	
NA	VI-S3-OUT-014	8/2/21		Radiello	1,2-Dichloroethane	<	0.000032	0.13	
NA	VI-S3-OUT-014	8/2/21		Radiello	Carbon tetrachloride		0.000056	0.35	
NA	VI-S3-OUT-014	8/2/21		Radiello	Chloroform	<	0.000027	0.13	E
NA	VI-S3-OUT-014	8/2/21		Radiello	Tetrachloroethene	<	0.000025	0.17	
NA	VI-S3-OUT-014	8/2/21		Radiello	Trichloroethene	<	0.000027	0.15	
NA	VI-S3-OUT-014	8/2/21		Radiello	cis-1,2-Dichloroethene	<	0.00004	0.16	
NA	VI-S3-OUT-014	8/2/21		Radiello	trans-1,2-Dichloroethene	<	0.000084	0.33	
NA	VI-S3-OUT-015	1/4/21		Radiello	1,1,1-Trichloroethane	<	0.000029	0.16	
NA	VI-S3-OUT-015	1/4/21		Radiello	1,1,2-Trichloroethane	<	0.000028	0.15	
NA	VI-S3-OUT-015	1/4/21		Radiello	1,1-Dichloroethane	<	0.000039	0.16	
NA	VI-S3-OUT-015	1/4/21		Radiello	1,1-Dichloroethene	<	0.00013	0.52	
NA	VI-S3-OUT-015	1/4/21		Radiello	1,2-Dichloroethane	<	0.000032	0.13	E
NA	VI-S3-OUT-015	1/4/21		Radiello	Carbon tetrachloride		0.000052	0.33	
NA	VI-S3-OUT-015	1/4/21		Radiello	Chloroform	<	0.000027	0.13	E
NA	VI-S3-OUT-015	1/4/21		Radiello	Tetrachloroethene	<	0.000025	0.17	
NA	VI-S3-OUT-015	1/4/21		Radiello	Trichloroethene	<	0.000027	0.15	
NA	VI-S3-OUT-015	1/4/21		Radiello	cis-1,2-Dichloroethene	<	0.00004	0.16	
NA	VI-S3-OUT-015	1/4/21		Radiello	trans-1,2-Dichloroethene	<	0.000084	0.33	

Attachment 1. Table 3. Vapor intrusion analytical data, Site 300, 2021.

OU	Location	Date	Sample Type	Sample Method	Parameter	LOS Indicator	Result in PPM(V/V)	Result in µg/m³	QA Flag
NA	VI-S3-OUT-015	7/6/21		Radiello	1,1,1-Trichloroethane	<	0.000029	0.16	
NA	VI-S3-OUT-015	7/6/21		Radiello	1,1,2-Trichloroethane	<	0.000028	0.15	
NA	VI-S3-OUT-015	7/6/21		Radiello	1,1-Dichloroethane	<	0.000039	0.16	
NA	VI-S3-OUT-015	7/6/21		Radiello	1,1-Dichloroethene	<	0.00013	0.52	
NA	VI-S3-OUT-015	7/6/21		Radiello	1,2-Dichloroethane	<	0.000032	0.13	E
NA	VI-S3-OUT-015	7/6/21		Radiello	Carbon tetrachloride		0.000047	0.30	
NA	VI-S3-OUT-015	7/6/21		Radiello	Chloroform	<	0.000027	0.13	E
NA	VI-S3-OUT-015	7/6/21		Radiello	Tetrachloroethene	<	0.000025	0.17	
NA	VI-S3-OUT-015	7/6/21		Radiello	Trichloroethene	<	0.000027	0.15	
NA	VI-S3-OUT-015	7/6/21		Radiello	cis-1,2-Dichloroethene	<	0.00004	0.16	
NA	VI-S3-OUT-015	7/6/21		Radiello	trans-1,2-Dichloroethene	<	0.000084	0.33	
NA	VI-S3-OUT-016	1/4/21		Radiello	1,1,1-Trichloroethane	<	0.00003	0.16	
NA	VI-S3-OUT-016	1/4/21		Radiello	1,1,2-Trichloroethane	<	0.000028	0.15	
NA	VI-S3-OUT-016	1/4/21		Radiello	1,1-Dichloroethane	<	0.000039	0.16	
NA	VI-S3-OUT-016	1/4/21		Radiello	1,1-Dichloroethene	<	0.00013	0.52	
NA	VI-S3-OUT-016	1/4/21		Radiello	1,2-Dichloroethane	<	0.000032	0.13	E
NA	VI-S3-OUT-016	1/4/21		Radiello	Carbon tetrachloride		0.000057	0.36	
NA	VI-S3-OUT-016	1/4/21		Radiello	Chloroform	<	0.000027	0.13	E
NA	VI-S3-OUT-016	1/4/21		Radiello	Tetrachloroethene	<	0.000025	0.17	
NA	VI-S3-OUT-016	1/4/21		Radiello	Trichloroethene	<	0.000027	0.15	
NA	VI-S3-OUT-016	1/4/21		Radiello	cis-1,2-Dichloroethene	<	0.00004	0.16	
NA	VI-S3-OUT-016	1/4/21		Radiello	trans-1,2-Dichloroethene	<	0.000084	0.33	
NA	VI-S3-OUT-016	7/6/21		Radiello	1,1,1-Trichloroethane	<	0.00003	0.16	
NA	VI-S3-OUT-016	7/6/21		Radiello	1,1,2-Trichloroethane	<	0.000028	0.15	
NA	VI-S3-OUT-016	7/6/21		Radiello	1,1-Dichloroethane	<	0.000039	0.16	
NA	VI-S3-OUT-016	7/6/21		Radiello	1,1-Dichloroethene	<	0.00013	0.52	
NA	VI-S3-OUT-016	7/6/21		Radiello	1,2-Dichloroethane	<	0.000032	0.13	E
NA	VI-S3-OUT-016	7/6/21		Radiello	Carbon tetrachloride		0.000048	0.30	
NA	VI-S3-OUT-016	7/6/21		Radiello	Chloroform	<	0.000027	0.13	E
NA	VI-S3-OUT-016	7/6/21		Radiello	Tetrachloroethene	<	0.000025	0.17	
NA	VI-S3-OUT-016	7/6/21		Radiello	Trichloroethene	<	0.000027	0.15	
NA	VI-S3-OUT-016	7/6/21		Radiello	cis-1,2-Dichloroethene	<	0.000041	0.16	
NA	VI-S3-OUT-016	7/6/21		Radiello	trans-1,2-Dichloroethene	<	0.000084	0.33	

NA = Not applicable.
PPM(V/V) = Parts per million on a volume-to-volume basis.
µg/m³ = Micrograms per cubic meter.
< Indicates the measured value is less than the reporting limit.

Data qualifier flags
B = Analyte found in method blank; sample results should be evaluated.
D = Analysis performed at a secondary dilution or concentration.
E = The analyte was detected below the LLNL reporting limit, but above the analytical laboratory minimum detection limit or activity.
F = Analyte found in field blank, trip blank, or equipment blank; sample results should be evaluated.
H = Sample analyzed outside of holding time; sample results should be evaluated.
I = Surrogate or tracer yield recoveries were outside of QC limits; sample results should be evaluated.
J = The analyte was positively identified; however, the associated numerical value is the approximate concentration or activity of the analyte in the sample.
L = Matrix spike recoveries not within control limits.
O = Matrix spike duplicate relative percent difference (RPD), sample duplicate RPD, or relative error ratio (RER) not within control limits.

Sample types
DUP = Duplicate sample.

Location naming convention
VI = Vapor intrusion
B = Building
R = Room
CORR = Corridor
CFS = Confined space
CRL = Crawl space
OUT = Outdoor
PTH = Pathway
-01 or -001 = Sample location number if multiple locations within the same room or sequential number pertaining to confined space and outdoor locations.

LAWRENCE LIVERMORE
NATIONAL LABORATORY
Lawrence Livermore National Security, LLC • Livermore, California • 94551