U.S. Department of Energy
National Nuclear Security Administration
Livermore Field Office, Livermore, California 94551

Lawrence Livermore National Laboratory
Lawrence Livermore National Security, LLC, Livermore, California 94551

UCRL-AR-126020-21

LLNL Groundwater Project

2021 Annual Report

Authors

C. Noyes
K. Quamme
E. Yeh
A. Porubcan
J. Radyk
Z. Demir
A. Verce*

Contributors

S. Chamberlain
L. Forest
V. Liebowitz
K. Mansoor
W. McConihe
K. Nawabi
K. Oldani

*** Weiss Associates**

Environmental Restoration Department

This work performed under the auspices of the U.S. Department of Energy/National Nuclear Security Administration by Lawrence Livermore National Laboratory under Contract DE-AC52-07NA27344.

UCRL-AR-126020-21

LLNL Groundwater Project

2021 Annual Report

Authors

C. Noyes
K. Quamme
E. Yeh
A. Porubcan
J. Radyk
Z. Demir
A. Verce*

Contributors

S. Chamberlain
L. Forest
V. Liebowitz
K. Mansoor
W. McConihe
K. Nawabi
K. Oldani

***Weiss Associates**

Environmental Restoration Department

Table of Contents

Summary **1**
1. Introduction **1**
2. Regulatory Compliance **1**
3. Field Activities **2**
3.1. Groundwater Monitoring **2**
3.1.1. Groundwater Level Measurements 2
3.1.2. Groundwater Sampling 2
3.2. Enhanced Source Area Remediation Activities **3**
3.3. Drilling Activities **3**
4. Summary of Remedial Action Program **4**
4.1. Summary of Treatment Facility Operations **5**
4.2. Groundwater Discharges **5**
4.3. Remediation Performance Evaluation **5**
4.3.1. Hydrostratigraphic Unit 1B 7
4.3.2. Hydrostratigraphic Unit 2 8
4.3.3. Hydrostratigraphic Unit 3A 9
4.3.4. Hydrostratigraphic Unit 3B 10
4.3.5. Hydrostratigraphic Unit 4 11
4.3.6. Hydrostratigraphic Unit 5 12
4.4. Tritium **13**
4.5. Decision Support Analysis **14**
5. Risk and Hazard Management Program **15**
6. References **17**
7. Acronyms and Abbreviations **19**

List of Figures

Figure 1. Livermore Site treatment areas and treatment facility locations.
Figure 2. Locations of principal projects and drilling activities conducted at the Livermore Site in 2021.
Figure 3. Locations of cone penetrometer testing and direct push sampling performed at the TFD-Helipad / ETC-N area during 2020 and 2021
Figure 4. Estimated total VOC mass removed from the Livermore Site ground water since 1989.
Figure 5. Estimated total VOC mass removed from the Livermore Site soil vapor since 1989.
Figure 6. Groundwater elevation contour map based on 124 wells completed within HSU-1B showing estimated hydraulic capture areas, LLNL and vicinity, third quarter 2021.
Figure 7. Isoconcentration contour map of total VOCs above MCLs from 128 wells completed within HSU-1B, third quarter 2021 (or the next most recent data), and supplemented with soil chemistry data from 45 borehole locations.
Figure 8. Groundwater elevation contour map based on 166 wells completed within HSU-2 showing estimated hydraulic capture areas, LLNL and vicinity, third quarter 2021.
Figure 9. Isoconcentration contour map of total VOCs above MCLs from 195 wells completed within HSU-2, third quarter 2021 (or the next most recent data), and supplemented with soil chemistry data from 100 borehole locations.
Figure 10. Groundwater elevation contour map based on 83 wells completed within HSU-3A showing estimated hydraulic capture areas, LLNL and vicinity, third quarter 2021.
Figure 11. Isoconcentration contour map of total VOCs above MCLs from 118 wells completed within HSU-3A, third quarter 2021 (or the next most recent data), and supplemented with soil chemistry data from 169 borehole locations.
Figure 12. Groundwater elevation contour map based on 32 wells completed within HSU-3B showing estimated hydraulic capture areas, LLNL and vicinity, third quarter 2021.
Figure 13. Isoconcentration contour map of total VOCs above MCLs from 43 wells completed within HSU-3B, third quarter 2021 (or the next most recent data), and supplemented with soil chemistry data from 130 borehole locations.
Figure 14. Groundwater elevation contour map based on 36 wells completed within HSU-4 showing estimated hydraulic capture areas, LLNL and vicinity, third quarter 2021.
Figure 15. Isoconcentration contour map of total VOCs above MCLs from 45 wells completed within HSU-4, third quarter 2021 (or the next most recent data), and supplemented with soil chemistry data from 65 borehole locations.
Figure 16. Groundwater elevation contour map based on 53 wells completed within HSU-5 showing estimated hydraulic capture areas, LLNL and vicinity, third quarter 2021.
Figure 17. Isoconcentration contour map of total VOCs above MCLs from 63 wells completed within HSU-5, third quarter 2021 (or the next most recent data), and supplemented with soil chemistry data from 97 borehole locations.

List of Tables

Summ-1. Summary of 2021 Livermore Site VOC remediation.
Summ-2. Summary of cumulative Livermore Site VOC remediation.
Table 1. Livermore Site treatment facility abbreviations.
Table 2. Types and numbers of Livermore Site wells.
Table 3. Summary of treatment facility discharge sampling locations.
Table 4A. Performance summary for groundwater, at the Livermore Site – January through December 2021.
Table 4B. Performance summary for soil vapor, at the Livermore Site – January through December 2021.
Table 5. 2021 summary of treatment facility operations.

Appendices

Appendix A — Well construction and closure data
Appendix B — Results of hydraulic tests
Appendix C — Groundwater sampling monitoring algorithm
Appendix D — Rule-based algorithms for generating groundwater elevation and isoconcentration contour maps
Appendix E — Livermore Site Enhanced Source Area Remediation Projects
Appendix F — 2021 LLNL land use control monitoring checklist
Appendix G — Vapor Intrusion
Appendix H — Quality Assurance Summary Report

Attachments

(For hardcopy, please see attached CD)

Attachment 1 — LLNL Livermore Site well location map
Attachment 2 — LLNL Livermore Site Analytical Results

Acknowledgements

Many people support the Lawrence Livermore National Laboratory Livermore Site Groundwater Project. The dedication and diverse skills of all these individuals contribute to the ongoing success of the Environmental Restoration Department activities. The authors wish to collectively thank all the contributing people and companies.

Summary

In 2021, environmental restoration activities for the Lawrence Livermore National Laboratory (LLNL) Livermore Site Groundwater Project (GWP) included:

- Removal of approximately 38.1 kilograms (kg) of volatile organic compounds (VOCs) from the Livermore Site subsurface, including 26.1 kg VOCs from groundwater and 12.0 kg of VOCs from soil vapor (Table Summ-1);
- Operation and/or maintenance of 27 groundwater treatment facilities and 8 soil vapor treatment facilities;
- Operation and/or maintenance of a network of 97 groundwater extraction wells, 2 groundwater injection wells, 12 dual extraction[1] wells, and 35 soil vapor extraction wells;
- Ongoing hydraulic control and treatment of VOCs in groundwater along the western and southern margins of the site, where concentrations declined or remained stable during the year;
- Completion of Cone Penetrometer Testing (CPT) and direct-push sampling survey in the Treatment Facility D Helipad (TFD-HPD) source area and the East Traffic Circle North (ETC-N) area;
- Drilling and installing three new groundwater monitor wells and one new soil vapor monitoring well;
- Continued reevaluation of the inhalation risk for VOCs migrating from subsurface soil into indoor ambient air, including the sampling of a prioritized list of buildings;
- Continuing Enhanced Source Area Remediation (ESAR) treatability tests at TFD Helipad (*in situ* bioremediation), TFE Eastern Landing Mat (thermally enhanced remediation), and at TFC Hotspot (emplaced zero valent iron (ZVI) for promoting *in situ* VOC destruction);
- Drilling and sampling of four performance monitoring boreholes at the TFD Helipad and TFC Hotspot ESAR treatability tests; and
- Submittal of the following documents to the regulatory agencies: The 2020 Annual Report (Noyes et al., 2021), four quarterly self-monitoring reports (Yeh and Wong 2021 [a, b, c, and d]), work plans for four groundwater monitor wells and one direct-push CPT and soil sampling survey, work plans for performance-monitoring boreholes at two ESAR treatability tests, and indoor air sampling work plans and summary reports.

Livermore Site restoration activities in 2021, similar to those during the last several years, focused on enhancing and optimizing ongoing operations at treatment facilities. The reevaluation of the inhalation risk for VOCs migrating from the subsurface into indoor ambient air and the sampling of a prioritized list of buildings continued to be a primary focus of effort. Evaluation of technologies that may accelerate cleanup of the Livermore Site source areas (Figure 2) and address areas of co-mingled

[1] Extraction of groundwater using a downhole pump with concurrent application of vacuum to the well. Groundwater and soil vapor are removed in separate pipe manifolds and treated.

VOC and low-level tritium plumes also continued. Groundwater concentration and hydraulic data continued to indicate consistent declines, subtle in some areas, in both the magnitude and areal extent of VOC plumes in 2021. VOCs in the off-site Treatment Facility A (TFA) area continued to decline in response to pumping along the Arroyo Seco Pipeline, which was extended in 2012 (Figure 1). Hydraulic containment along the western and southern boundaries of the site was fully maintained in 2021, and steady, incremental progress was made toward interior plume and source area cleanup.

Less precipitation and infiltration occurred during the review period as compared to 2020. Groundwater levels fell in all Livermore Site hydrostratigraphic units (HSUs) during the year, and the size and geometry of capture areas and pumping-induced groundwater depressions were similar to those observed in 2020.

Direct-push CPT and soil sampling surveys were completed in the TFD Helipad source area and in the East Traffic Circle North area. The delineation of elevated VOC concentrations was performed to optimize future cleanup at these locations.

Appendix A includes information regarding well construction and well closures during 2021. Hydraulic test results are presented in Appendix B, and Appendix C contains a description of the groundwater monitoring sampling frequency algorithm. The tools and process of constructing isoconcentration contour maps for Livermore Site is discussed in Appendix D. ESAR treatability tests continued throughout the year at the TFD Helipad, TFE Eastern Landing Mat, and TFC Hotspot (Appendix E). The required anaerobic subsurface conditions were maintained in the TFD Helipad area and post-bioaugmentation performance monitoring continued throughout the review period. At TFC Hotspot, groundwater monitoring continued to evaluate the effectiveness of emplaced ZVI for *in situ* VOC destruction. Post-implementation performance monitoring data collected during the year indicate that reducing conditions continue to be present at wells within the emplacement area. Analytical results and field parameter measurements acquired throughout the year suggest that the fluid used during the emplacement process and/or groundwater affected by the emplaced ZVI continues to arrive at these performance monitor wells. All three tests are expected to continue into 2022. Appendix F includes the completed 2020 Land Use Control Monitoring Checklist. Appendix G details vapor intrusion activities at the site, and Appendix H contains the Quality Assurance Summary Report.

Since remediation began in 1989, approximately 7 billion gallons of groundwater and 1.3 billion cubic feet of soil vapor have been treated, removing an estimated 3,467 kilograms (approximately 3.8 tons) of VOCs from the subsurface (Table Summ-2).

Table Summ-1. Volumes of groundwater and soil vapor extracted and treated, and VOC mass removed, at the Livermore Site - January through December 2021.

	Volume extracted		Estimated VOC mass removed		
Treatment Area[a]	**Groundwater (Mgal)[b]**	**Soil vapor (Mcf)[b]**	**Groundwater (kg)[bc]**	**Soil vapor (kg)[bc]**	**Total (kg)[d]**
TFA	97	-	2.0	-	2.0
TFB	24	-	1.4	-	1.4
TFC	29	-	2.6	-	2.6
TFD	66	26	13.4	1.3	14.7
TFE	24	47	5.2	1.7	6.9
TFG	5	-	0.4	-	0.4
TFH	9	65	1.1	9.0	10.1
TOTAL[d]	**254**	**138**	**26.1**	**12.0**	**38.1**

[a] Totals include groundwater and soil vapor extracted from the following facilities:
TFA area: TFA, and TFA-E
TFB area: TFB
TFC area: TFC, TFC-E, and TFC-SE
TFD area: TFD, TFD-E, TFD-HPD, TFD-S, TFD-SE, TFD-SS, TFD-W, and VTFD-ETCS
TFE area: TFE-E, TFE-HS, TFE-NW, TFE-SE, TFE-SW, TFE-W, VTFE-ELM, and VTFE-HS
TFG area: TFG-1, and TFG-N
TFH area: TF406, TF406-NW, TF518-N, TF5475-1, TF5475-2, TF5475-3, VTF406-HS, VTF511, VTF518-PZ, and VTF5475
TFF started operation in February 1993 for fuel hydrocarbon remediation. In August 1995, the regulatory agencies agreed that the vadose zone remediation was complete, and in October 1996 a No Further Action status was granted for the groundwater.

[b] Values are derived from individual extraction wells shown in Table 4a and 4b.

[c] VOC mass values are best estimates accounting for measurement uncertainties in both volume and chemical analyses.

[d] Rounded numbers

Notes:
kg = Kilograms
Mcf = Millions of cubic feet
Mgal = Millions of gallons
VOC = Volatile organic compound

Table Summ-2. Historical volumes of groundwater and soil vapor extracted and treated, and VOC mass removed, at the Livermore Site through December 2021.

	Volume extracted		Estimated VOC mass removed		
Treatment Area[a]	**Groundwater (Mgal)[b]**	**Soil vapor (Mcf)[b]**	**Groundwater (kg)[bc]**	**Soil vapor (kg)[bc]**	**Total (kg)[d]**
TFA	2,807	<1	235	<1	235
TFB	720	-	98	-	98
TFC	823	-	138	-	138
TFD	1,664	247	1,006	110	1,116
TFE	617	417	283	170	453
TFG	123	-	15	-	15
TFH	242	625	50	1,362	1,412
TOTAL[d]	**6,996**	**1,289**	**1,825**	**1,642**	**3,467**

[a] Refer to Table Summ-1 footnote for active facilities in each treatment facility area. Historical volumes of groundwater and soil vapor extracted and treated, and VOC mass removed also includes facilities no longer in operation.

[b] Values are derived from individual extraction wells.

[c] VOC mass values are best estimates accounting for measurement uncertainties in both volume and chemical analyses.

[d] Rounded numbers

Notes:
kg = Kilograms
Mcf = Millions of cubic feet
Mgal = Millions of gallons
VOC = Volatile organic compound

1. Introduction

This report summarizes the Lawrence Livermore National Laboratory Livermore Site GWP field and regulatory compliance activities and remedial action program for calendar year 2021. The Field Activities section provides information on the GWP groundwater monitoring, indoor air monitoring at selected buildings, and Enhanced Source Area Remediation activities (Section 3). The Remedial Action Program section includes details of treatment facility (TF) operations, treatment facility upgrades, groundwater discharges, remediation performance, and decision support analysis (Section 4). In the Risk and Hazard Management section is a discussion of the evaluation of potential inhalation risk from VOC migration from the subsurface into indoor ambient air (Section **5**). The treatment areas, treatment facilities, newly installed and properly abandoned wells, and locations of principal projects conducted at the Livermore Site during 2021 are shown on Figures 1 and 2. Table 1 presents treatment facility abbreviations used in this report, Table 2 lists the types and number of wells at the site, and Table 3 contains treatment facility discharge sampling locations and sample IDs. Tables 4a, 4b, and 5 present summaries of extraction well performance and treatment facility operations for 2021, respectively. A reference list for this report is available in Section 6. In addition to Table 1, acronyms and abbreviations used in this report are defined in Section 7.

2. Regulatory Compliance

In 2021, the U.S. Department of Energy (DOE) and LLNL submitted all regulatory documents on schedule. All Federal Facility Agreement (FFA) milestones were achieved. These included:

- *Addendum to the Fifth Five-Year Review for the Lawrence Livermore National Laboratory Livermore Site* (Demir et al., 2021)*;*
- *GWP 2020 Annual Report* (Noyes et al., 2021); and
- *GWP Quarterly Self-Monitoring Reports* (Yeh and Wong, 2021 [a, b, c, and d]).

In 2021, Livermore Site environmental community relations activities included:

- Maintaining the Environmental Community Relations website, consisting of Superfund fact sheets in both English and Spanish, and access to project documents and reports, public notices, and other environment-related information https://enviroinfo.llnl.gov/;
- Maintaining an external electronic library of documents pertinent to the Livermore Site Comprehensive Environmental Response, Compensation, and Liability Act (CERCLA) cleanup https://erd.llnl.gov;
- Supporting the Environmental Information Repositories and the Administrative Record;
- Disseminating environment-related news releases and internal/external newsletter articles.
- Sending 391 letters to near neighbors living to the west of LLNL on October 20, 2021, to provide an update on the progress of the off-site groundwater plume cleanup.

General community questions and requests for information were addressed via electronic mail, posted mail, or telephone with assistance from LLNL's Public Affairs Office. No Technical Assistance Grant (TAG) meetings or Superfund community tours were held due to the ongoing COVID-19 pandemic.

Five treatment facilities remained offline in 2021. Vapor treatment facility VTFD Helipad remained offline while the *in situ* bioremediation ESAR treatability test continued at the TFD Helipad

Source area (Section 3.2 and Appendix E). TF5475-1, TF5475-3, VTF5475 and TF518 North, remain offline due to potential mixed waste issues (LLNL, 2009). Restart of these four facilities has been deferred pending the results of ESAR treatability tests described in this report. In the meantime, DOE/LLNL continue to monitor groundwater in these areas for VOCs and tritium (Section 4.4), while maintaining hydraulic control at downgradient groundwater extraction wells and treatment facilities.

3. Field Activities

This section summarizes 2021 groundwater monitoring, ESAR activities, and drilling activities.

3.1. Groundwater Monitoring

All groundwater monitoring activities were conducted in compliance with applicable LLNL Standard Operating Procedures (Goodrich and Lorega, 2016).

3.1.1. Groundwater Level Measurements

All groundwater levels were measured in monitor wells on a quarterly basis. Groundwater levels in pumping wells were recorded continuously using real-time data acquisition. Additional groundwater levels were measured during sampling events to augment these data. A total of 3,584 groundwater levels were manually measured in 632 wells in 2021. Of these measurements, 2,038 were collected during quarterly water level measurements, 601 were collected just prior to well sampling, 400 were recorded from the real-time data acquisition readings, and 545 were collected during well testing.

Quarterly water level measurements are collected to create groundwater elevation maps that represent contemporaneous operating conditions for each extraction wellfield. These data are primarily used to generate groundwater elevation contour maps presented in quarterly self-monitoring reports. Third quarter 2021 groundwater maps are presented in Figures 6, 8, 10, 12, 14, and 16.

In addition to the routine quarterly measurements, groundwater levels are also measured to support DOE/LLNL Remediation Evaluation (REVAL) activities. These included manual depth-to-water measurements in addition to temporary installation of pressure transducers with data loggers in selected wells.

3.1.2. Groundwater Sampling

Groundwater monitoring samples are analyzed for VOCs, fuel hydrocarbons, metals, and/or radionuclides, depending upon the sampling location (Appendix D). To determine the sampling frequency, chemical analyses, and methods for collecting groundwater samples, GWP personnel evaluated data quality objectives, analytical results, historical trends, hydraulic data, and results from the Cost Effective Sampling (CES) algorithm (Appendix C).

In 2021, 1,378 well sampling events were conducted. Samplers were unable to complete 153 scheduled sampling events due to various circumstances, including dry or insufficient water to collect samples from the well, inoperable pump or electrical safety issues, and well inaccessibility issues.

The methods and numbers of samples collected included:

- Specific-Depth Grab Sampling: 544 events;
- Three-volume purge using a dedicated electric submersible pump: 117 events;
- Low-volume purge primarily using a dedicated electric submersible pump: 55 events; and
- Other methods (bailer, portable electronic submersible pump, etc.): 662 events.

In addition to the groundwater sampling noted above, *in situ* measurements were collected for several field parameters to support the ESAR tests (Section 3.2) during 2021, including dissolved oxygen, pH, specific conductance and temperature. A total of 371 measurements were collected for multiple parameters in seven wells at TFC Hotspot and nine wells at TFD Helipad.

DOE/LLNL also performed vadose zone monitoring during 2021. A total of 208 soil vapor samples were collected from 90 wells.

3.2. Enhanced Source Area Remediation Activities

DOE/LLNL has implemented Enhanced Source Area Remediation (ESAR) treatability tests at TFC Hotspot, TFD Helipad, and the TFE Eastern Landing Mat. The results of these treatability tests may identify alternative remedial approaches for other Livermore Site source areas. The active ESAR treatability tests are discussed in detail in Appendix E.

3.3. Drilling Activities

In 2021, DOE/LLNL drilled and installed four new wells at the Livermore Site (Figure 2). Three new monitor wells (W-3701, W-3702, and W-3703) were drilled using the mud rotary drilling method and one well (W-3805) was drilled and installed using the roto-sonic drilling method. One obsolete well, W-1255, was decommissioned by pressure-grouting (Figure 1). In addition, four performance-monitoring boreholes were drilled and sampled at two of the ESAR treatability tests discussed in Section 3.2. Cone penetrometer testing (CPT) and direct-push sampling surveys were completed at TFD Helipad (TFD-HPD) and East Traffic Circle North (ETC-N) during the review period. A detailed map showing the location of all decommissioned, new, and existing wells, and treatment facilities is included as Attachment 1.

During the fall of 2020 and continuing into January 2021, a CPT, direct-push soil vapor, and saturated soil sampling survey was conducted to identify areas of elevated VOCs in the TFD-HPD and ETC-N source areas (Figure 3). The survey also helped site HSU-4 performance monitoring wells W-3702 and W-3703. Thirty-four drilling locations were characterized and sampled during the survey, with two boreholes advanced to a depth of 140 ft at each drilling location. One borehole was advanced to characterize lithology based on CPT readings, primarily for identifying permeable zones for soil vapor sampling, while the other borehole was advanced for conducting soil vapor and saturated soil sampling for VOCs from HSUs 2 through 5. The delineation of elevated VOC concentrations was performed to optimize future cleanup at these locations. The results of the sampling survey were presented during the Livermore Site Remedial Project Manager's meeting on July 28, 2021, and are discussed throughout Section 4.3.

New HSU-2 monitor well W-3701 was drilled and installed immediately to the west of the West Traffic Circle (Figures 2 and 9). W-3701 will be used to monitor an area of elevated TCE concentrations in HSU-2 near monitor well W-568 (Figure 7) in the TFD area. In addition, data from W-3701 will help refine the HSU-2 groundwater elevation contour and isoconcentration contour maps in the TFD West area.

New HSU-4 monitor wells W-3702 and W-3703 were drilled and installed in the TFD-HPD and ETC-N area as a follow-up to the 2020-2021 CPT and direct-push sampling survey. Both wells were sited at locations where elevated concentrations of VOCs were present in HSU-4 saturated soil samples collected during the survey (Section 4.3.5; Figures 2 and 15). The two wells will be used as

performance monitoring wells to help plan and monitor cleanup in the TFD-HPD and ETC-N source areas. A fourth well, W-3805 (drilled after the fiscal year boundary in FY22, and therefore named as a 3800 series well), was drilled and located in the ETC-N area, where the highest VOC soil vapor concentrations were observed during the CPT and direct-push sampling survey (Figure 2).

Performance monitoring borehole B-3704 was drilled and sampled in the TFD Helipad area to help evaluate the *in situ* bioremediation ESAR treatability test being conducted there (Figure 2). The results of the sampling are discussed in Appendix E. Performance monitoring boreholes B-3771, B-3772, and B-3773 were drilled and sampled in the TFE Hotspot source area to help evaluate the efficacy of the *in situ* chemical reduction treatability test being conducted there. A discussion of the results of the sampling are presented in Appendix E.

4. Summary of Remedial Action Program

This section summarizes the 2021 CERCLA remedial action program activities at the LLNL Livermore Site. In 2021, DOE/LLNL operated and/or maintained 27 groundwater treatment facilities (Figure 1 and Table 1). During the year, groundwater extraction and dual extraction wells produced approximately 254 million gallons (Mgal) of groundwater, and the treatment facilities removed an estimated 26.1 kg of VOCs (Table Summ-1 and Table 4a). Since remediation began in 1989, approximately 7 billion gallons of groundwater have been treated, resulting in the removal of an estimated 1,825 kg of VOCs (Table Summ-2).

In 2021, DOE/LLNL also operated and/or maintained eight soil vapor treatment facilities in the TFD, TFE and TFH areas (Figure 1 and Table 1). The soil vapor extraction and dual extraction wells produced approximately 138 million cubic feet (Mcf) of soil vapor, and the vapor treatment facilities removed approximately 12.0 kg of VOCs (Table Summ-1 and Table 4b). Since startup in 1995, approximately 1.3 billion cubic feet of soil vapor has been extracted and treated, removing an estimated 1,642 kg of VOCs (Table Summ-2).

In total, an estimated 3,467 kg (approximately 3.8 tons) of VOCs have been removed from the subsurface beneath the Livermore Site and surrounding area since 1989 (Table Summ-2). As remediation progresses, typically less VOC mass is removed from groundwater and the unsaturated zone (i.e., soil vapor) due to declining VOC concentrations in soil and groundwater. VOC mass removal increased in 2021 as compared to 2020. The increase in mass removal in 2021 is primarily attributed to an increase in groundwater treatment facility run time as groundwater facilities were secured for COVID-19 Shelter-in-Place Orders in 2020 and an increase in soil vapor extraction due to treatment facility optimization. Approximately 25 kg of VOCs were removed from groundwater in 2020 compared to approximately 26 kg in 2021 (Figure 4). Approximately 9 kg of VOCs were removed from soil vapor in 2020 compared to approximately 12 kg in 2021 (Figure 5).

Effectiveness of groundwater remediation at the Livermore Site is evaluated using multiple data sets. Depth to groundwater measurements recorded during the third quarter 2021 were used to construct HSU-specific groundwater elevation contour maps and estimate hydraulic capture areas due to groundwater pumping (Figures 6, 8, 10, 12, 14, and 16). HSU-specific isoconcentration contour maps showing total VOC concentrations above the cleanup standards during the third quarter 2021 are shown on Figures 7, 9, 11, 13, 15, and 17. The estimated hydraulic capture areas for each HSU are superimposed on the isoconcentration contour maps to highlight where hydraulic containment of

contaminant plumes was achieved during this period. Contaminant concentration trends (Section 4.3) are also used to evaluate hydraulic capture and treatment facility performance.

4.1. Summary of Treatment Facility Operations

In 2021, all groundwater and soil vapor treatment facilities operated in compliance with applicable permits, with the exception of TFD, TFD-E, TFD-HPD, and VTF406-HS in October 2021 (Figure 1; Table 5).

Four treatment facilities, TF5475-1, TF5475-3, VTF5475, and TF518 North, remain off-line due to potential mixed waste issues (LLNL, 2009). VTFD Helipad did not operate during the year due to an ongoing ESAR treatability test in the area (Section 3.2). TFA East was secured on March 31, 2021, due to the lack of groundwater in extraction well W-254, the sole source of water for this facility. Air stripper upgrades were initiated and/or completed at multiple facilities in 2021, including TFD-HPD, TFD-SE, TFD-W, TFE-E, and TF406. To optimize extraction wellfield operations in 2021, upgrades to several extraction wells at TFC were completed and a hydraulic test encompassing multiple treatment facilities and monitor wells was completed to improve definition of hydraulic capture zones. Table 5 summarizes the treatment facility operations and facility highlights for 2021.

4.2. Groundwater Discharges

In 2021, DOE/LLNL treated and discharged approximately 254 Mgal of groundwater. Approximately 131 Mgal were discharged to Arroyo Las Positas, 87 Mgal to the West Perimeter Drainage Channel, and 36 Mgal to Arroyo Seco (Figure 1). Additionally, approximately 11,954 gallons of groundwater were recirculated through the *in situ* bioremediation facility (ISB01) at the TFD Helipad as part of the ESAR treatability test (Figure 2).

4.3. Remediation Performance Evaluation

Overall in 2021, VOC concentrations declined slightly or remained unchanged in most Livermore Site groundwater plumes. The decreases in VOC concentrations discussed below are primarily attributable to active remediation at Livermore Site Treatment Facilities (Section 4.1). They are consistent with longer-term trends that show steady on-site and off-site mass removal and cleanup, as described in the Draft Sixth Five-Year Review for the LLNL Livermore Site (Quamme et al., 2022) and the 2020 Annual Report (Noyes et al., 2021).

During 2020, there was a temporary rise in groundwater concentrations in many LLNL extraction and monitor wells because several treatment facilities were secured for a portion of the year in response to the COVID-19 pandemic Shelter-in-Place Orders. In 2021, concentrations returned to their previous levels following a resumption of normal operations across the site by the third quarter of 2020.

Despite water levels being lower in all HSUs during the review period, the geometry of the estimated hydraulic capture areas and pumping-induced groundwater depressions in most HSUs were generally very similar to those presented in the 2020 Annual Report.

Saturated soil analytical data are used to augment the data collected from groundwater wells to provide better resolution in isoconcentration contour maps where groundwater data are not available (Appendix E). Additional saturated soil data were obtained during 2021 drilling activities (Section 3.3) to ensure that historical time-static, saturated soil data used to construct the Livermore Site VOC isoconcentration maps were still representative of subsurface conditions.

The VOC concentration data derived from saturated soil analytical data for purposes of refining the VOC plume maps are referred to as "groundwater equivalent" concentrations, to distinguish them from actual groundwater analyses. The saturated soil concentration-to-groundwater concentration relationship was determined by comparing saturated soil analytical results from core retained from the screened interval of a given well with the first three groundwater analytical results from the same completed well, for numerous well locations across the site. This analysis yielded a nominal 1 to 10 saturated soil-to-groundwater relationship that helped provide better resolution and constraint for the isoconcentration map contours. For example, a saturated soil concentration of 0.005 milligrams per kilogram (mg/kg) approximately represents a 0.05 milligram per liter (mg/L) groundwater equivalent concentration[2]. Similarly, 0.050 mg/kg saturated soil concentration approximately represents a 500-µg/L groundwater equivalent concentration, and so forth. A more detailed explanation of the algorithm-based methodology used for generating the isoconcentration maps, known as Optimized Environmental Restoration Analysis (OPERA), and the rules governing how these analytical results are used, is described in Appendix D.

While there are several VOCs in addition to tetrachloroethene (PCE) and trichloroethene (TCE) that remain above cleanup standards in Livermore Site groundwater (1,1-dichloroethene [1,1-DCE], 1,2-dichloroethene [1,2-DCE], and carbon tetrachloride, for example), it is important to note that these chemical compounds typically occur as minor constituents within the primary PCE and TCE groundwater contaminant plumes. Exceptions include the HSU-2 1,1-dichloroethane (1,1-DCA) plume in the TFA area, the HSU-4 carbon tetrachloride plume in the northern TFD area, and the HSU-5 1,1-DCE and carbon tetrachloride plume in the eastern TFH area. Unless otherwise discussed in the text, changes in the distribution and trends of these compounds are consistent with and similar to those of the primary constituent (PCE or TCE) in their respective groundwater plume.

Groundwater elevation contour maps for each HSU for third quarter 2021 are presented on Figures 6, 8, 10, 12, 14 and 16. HSU-specific isoconcentration contour maps of total VOC concentrations above cleanup standards for third quarter 2021 are presented on Figures 7, 9, 11, 13, 15 and 17. Estimated hydraulic capture areas due to groundwater pumping are also shown on these figures. These capture areas are depicted very conservatively, likely underestimating the capture areas of individual extraction wells. Treatment facility locations are shown on Figure 1. Notable VOC concentration trends and results observed during the current reporting year (third quarter 2020 through the third quarter 2021) are discussed below. Where available and relevant, VOC concentration data more recent than third quarter 2021 are also discussed below.

The groundwater data discussed in Section 4.3 are presented in Attachment 2. However, it is important to note that the concentrations plotted on the isoconcentration maps represent a three-point moving average and not a single analytical result at each well (see Appendix E for further explanation). The CPT and direct-push soil sampling surveys conducted in the TFD Helipad (TFD-HPD) and East Traffic Circle North (ETC-N) source areas were initiated in late 2020 and continued into 2021, therefore the survey data were not available for the 2020 Annual Report. Thus, the soil vapor and saturated soil VOC analytical results from the entire survey are included in this report (Attachment 2).

[2] 0.05 mg/L is equal to 50 micrograms per liter (µg/L)

4.3.1. Hydrostratigraphic Unit 1B

During 2021, only subtle changes in concentrations were observed in HSU-1B, and the geometry and location of the contaminant plumes remained almost identical to what they were in 2020 (Figure 7 in this report and Figure 6 in Noyes et al., 2021). In the offsite TFA area, for the fourth year in a row, concentrations of VOCs in all monitor wells remained below cleanup standards, including monitor well W-1425, where PCE concentrations were 1.5 µg/L in October 2021 (Figure 7). At on-site source area monitor well W-116, where VOC concentrations remain the highest currently observed in the TFA area, PCE declined from 290 µg/L in July 2020 to 200 µg/L in October 2021. VOC concentrations in the TFA source area are within the hydraulic capture area of TFA extraction well W-415 and are also being hydraulically contained by downgradient HSU-1B extraction wells W-1004 and W-1001 (Figure 7).

At TFB, where VOC concentrations were relatively unchanged, the contaminant plumes remained well to the east of the site boundary due to continued operation of the TFB extraction wellfield. In the TFC area, similarly, the geometry and concentrations within the VOC plumes remain essentially unchanged. No westward migration of the contaminant plumes was observed during the review period. At SIP-191-002, TCE concentrations declined from 45 µg/L (February 2020) to 32 µg/L (February 2021). SIP-191-002 is within the hydraulic capture area of TFC extraction well W-1104. To the south, TCE concentrations at W-1110 fell from 25 µg/L (August 2020) to 14 µg/L (August 2021). Concentrations there are normally within the hydraulic capture area of extraction well W-701, however the well was off during 2020 review period due to a failed pump, and a rebound in concentrations was observed. As the well is now back in service since May 2021, hydraulic containment in this part of TFC has been re-established and TCE concentrations there are expected to decline even further.

In the TFC Hotspot source area, TCE concentrations increased slightly compared those observed last year:

- 61 µg/L (October 2020) to 71 µg/L (November 2021) in W-2612;
- 77 µg/L (October 2020) to 110 µg/L (October 2021)in W-1212; and
- 86 µg/L (October 2020) to 97 µg/L (October 2021) W-2611.

The increase in concentrations may be associated with the shut-in of groundwater extraction well W-2201 for the TFC Hotspot *in situ* chemical reduction treatability test. Regardless, the area is being hydraulically contained by downgradient extraction wells W-1213 and W-3107 (Figure 7). A status update of the ongoing ESAR *in situ* chemical reduction treatability test is presented in Appendix E. Elsewhere in TFA, TFG, TFB, and TFC, concentrations remained essentially unchanged during the year.

HSU-1B water levels declined about one to two feet during 2021 as compared to 2020 (Figure 6). Although the orientation and geometry of hydraulic capture areas were slightly different from those observed in 2020, hydraulic containment remained in place along the western margin of the site during 2021, and actually increased with the restoration of the capture areas associated with TFA well W-415 and TFC well W-701 (well W-415 resumed pumping in October 2020 while W-701 resumed pumping in May 2021).

4.3.2. Hydrostratigraphic Unit 2

Several notable changes in plume geometry and concentrations were observed in HSU-2 during the review period (Figure 8, Noyes et al., 2021 and Figure 9 in this report). In 2021, as in 2020, off-site PCE concentrations exceeded the cleanup standard of 5 µg/L in only one HSU-2 monitor well, W-654. Well W-654 PCE concentrations were 5.8 µg/L in June 2020 and 6.0 µg/L in October 2021 (Figure 9). PCE concentrations at westernmost offsite extraction well W-404 remained below 3 µg/L for the third consecutive year, and at downgradient groundwater monitor well W-151, where PCE was first detected in July 2012, concentrations were at or below 0.6 µg/L throughout the year. The concentration trend at monitor well W-151 indicates that groundwater extraction at W-404 continues to hydraulically contain the leading edge of the HSU-2 offsite plume.

In recent years the highest HSU-2 PCE concentrations in the onsite TFA area have been present at wells W-263 and W-264. At well W-263, concentrations remained essentially unchanged during the year (21 µg/L in October 2020 and 18 µg/L in November 2021). The groundwater plume in this part of TFA is being hydraulically contained by downgradient HSU-2 extraction wells W-1009 and W-605 (Figure 9). At well W-264, PCE concentrations were 15 µg/L in July 2020 and declined to 3.1 µg/L in August 2021. Groundwater in the vicinity of W-264 is also within the hydraulic capture area of HSU-2 extraction well W-1009. Concentrations of 1,1-DCA at groundwater monitor well W-260 were unchanged during the year (28 µg/L in July 2020 and 27 µg/L in March 2021). VOC concentrations in the vicinity of this well are being captured by TFA groundwater extraction well W-605 (Figure 9).

At TFB, concentrations of TCE along the western boundary of the site were stable due to continued groundwater extraction from wells W-2501, W-2502, and W-1423. TCE concentrations at groundwater monitor well W-422 remained below the 5 µg/L cleanup standard at 3.5 µg/L (March 2021) while exceeding the cleanup standard slightly at well W-1420 (5.1 µg/L, August 2021), and concentrations remained below 10 µg/L in upgradient monitor well W-365 (8.3 µg/L, September 2021). Elsewhere in the TFB and TFC areas, VOC concentrations remained essentially unchanged during the year.

Near the West Traffic Circle (Figure 9) in the northern TFD area, TCE concentrations at well W-568 decreased slightly during the year (from 34 µg/L in August 2020 to 19 µg/L in October 2021). TCE concentrations at new downgradient monitor well W-3701 were also 19 µg/L in November 2021. VOC concentrations in the vicinity of monitoring well W-568 are being captured for treatment by TFC East groundwater extraction well W-413 and further downgradient by HSU-2 extraction wells at TFB (Figure 9).

To the east in the TFD and TFD Helipad (TFD-HPD) and East Traffic Circle North (ETC-N) areas, a cone penetrometer (CPT) and direct-push saturated soil sampling survey conducted during the fall of 2020 and the spring of 2021 resulted in a decrease in the areal extent of elevated VOC concentrations in the HSU-2 groundwater plume there (Figure 9). VOC groundwater equivalent concentrations above cleanup standards at borehole B-3010 (535 µg/L) are now interpreted to be much less laterally extensive based on the low to non-detect groundwater equivalent concentrations observed at surrounding boreholes including B-3741, B-3744, B-3737, B-3750, and B-3754 (Figure 3).

To the south, in the TFD Southeast (TFD-SE) and Building 551 East (B551-E) areas, declining TCE concentrations at monitor well W-1404 (from 51 µg/L August 2020 to 5.6 µg/L September 2021) resulted in a noticeable change in plume geometry there, likely due to ongoing operations at TFD-SE extraction well W-1308.

In the TFE East (TFE-E) and TFG areas, concentrations in the mobile HSU-2 TCE groundwater plume were observed to decline somewhat during the review period. At monitor well W-1202, TCE fell from 90 µg/L (February 2020) to 50 µg/L (October 2021). The concentration decline is attributed to ongoing groundwater extraction and treatment at TFE-E extraction well W-1109 and TFE West (TFE-W) extraction well W-305. Further to the west in TFG, at the leading edge of the plume, 1,1-DCE concentrations declined at monitor well W-1901-2 from 20 µg/L (June 2020) to 8.5 µg/L (October 2021). The decline is interpreted to be due to continued groundwater extraction at TFG North (TFG-N) extraction well W-1807. Both W-1807 and TFG-1 extraction well W-1111 continue to be effective at hydraulically containing and preventing further westward migration of the mobile plume towards the TFA area. Elsewhere across the site, in the TFD and TFE areas, concentrations in the VOC plumes appear to be stable, with few changes of consequence observed during the review period.

HSU-2 water levels fell about one and a half to over three feet during 2021. The decline is interpreted to be due to the resumption of normal operations at many facilities following the end of COVID-19 pandemic Shelter-in-Place Orders that were in force during part of 2020. In addition, the resumption of groundwater extraction at TFA well W-415 was partly responsible for the lowering of water levels there (Figure 8).

As shown on Figures 8 and 9, the HSU-2 contaminant plumes in the TFA and TFB areas remain entirely within the estimated capture areas as these facilities continued to operate throughout the year. To the east in the TFE area, any portions of the HSU-2 plume emanating from TFE East that are not under immediate hydraulic containment will continue to be captured downgradient at TFG North groundwater extraction well W-1807, TFG-1 extraction well W-1111, and downgradient HSU-2 extraction wells in the TFA area.

4.3.3. Hydrostratigraphic Unit 3A

The overall size, geometry, and location of the HSU-3A VOC groundwater plumes were essentially unchanged in 2021, with few significant concentration changes observed during the year (Figure 10, Noyes et al., 2021 and Figure 11 in this report).

In the TFD-HPD and ETC-N areas, the CPT and direct-push sampling survey conducted in 2020 and 2021 had minimal impact on the Figure 11 isoconcentration contour map for 2021 due to the numerous HSU-3A monitor wells already present in the area (VOC groundwater concentration values from these wells take precedence over proximal saturated soil groundwater equivalent values based on the rules that govern data use in PLUHA – see Appendix D). However, a TCE decline was observed west of the TFD-HPD area, due to a non-detect groundwater equivalent concentration at borehole B-3740 (Figure 3). In the immediate vicinity of the TFD Helipad area, concentrations of TCE remained low in response to the *in situ* bioremediation treatability test (Figure 2). TCE concentrations at W-1653 were 0.8 µg/L, <0.5 µg/L in W-1654, and 160 µg/L in W-1551 in October 2021. A status update of the treatability test being conducted at TFD-HPD is presented in Appendix E.

To the south in the B551E area, TCE concentrations remained relatively unchanged during the year, and concentrations at new monitor wells W-3601 (85 µg/L, October 2021) and W-3602 (78 µg/L, October 2021) were consistent with data collected during the 2019 CPT and direct-push saturated soil sampling survey conducted there in 2019.

To the south, in the TFE-E area, the areal extent of the 250 µg/L VOCs above MCLs contour (Figure 10, Noyes et al., 2021, and Figure 11 in this report) decreased in size as TCE concentrations declined:

- From 420 µg/L in August 2020 to 327 µg/L in September 2021 at W-1117;
- From 461 µg/L in June 2020 to 210 µg/L in October 2021 at W-1225; and
- From 190 µg/L in August 2020 to 130 µg/L in October 2021 at W-363.

The reason for the concentration decrease is not clear, as there are no groundwater extraction wells currently operating in the immediate area. Concentrations in this area will continue to be monitored closely in 2022. In 2017, HSU-3A monitor well W-3304 was installed downgradient of well W-1225 to determine whether westward migration of VOCs in HSU-3A was occurring. TCE concentrations at W-3304 were 10 µg/L in November 2017 and remained low at 6.5 µg/L in September 2021, indicating there is no evidence of westward movement of the groundwater plume present at W-1225 (Figure 11).

At monitor well W-276, in the southwestern TFE area, TCE concentrations increased during the year (46 µg/L, August 2020 to 72 µg/L in September 2021). To the west, TCE concentrations at downgradient monitor well W-2603 remain the same as last year (TCE was 1.9 µg/L in March 2020 and 1.3 µg/L in March 2021). W-2603 will continue to be closely monitored in 2021 for evidence of westward migration of the VOC plume in this part of the Livermore Site.

Figures 10 and 11 show the estimated hydraulic capture areas in HSU-3A during the third quarter of 2021. While water levels fell approximately three feet during the review period, hydraulic containment of HSU-3A VOC plumes was essentially unchanged from 2020 (Figure 10, Noyes et al., 2021, and Figure 11 in this report). As shown on Figure 11, nearly all of the VOC plumes in TFA, TFD, TFE, and TFH fall within the estimated hydraulic capture areas of operating HSU-3A extraction wells. While presently not hydraulically contained, the plume at W-276 and W-2603 continues to be monitored for any indication of migration downgradient to the west.

4.3.4. Hydrostratigraphic Unit 3B

With one exception, the overall size, geometry, and location of the HSU-3B groundwater VOC plumes remained essentially unchanged in 2021. In addition, few notable concentration changes were observed within the HSU-3B plumes (Figure 12, Noyes et al., 2021 and Figure 13 in this report).

The 2020-2021 CPT and direct-push saturated soil sampling survey conducted in the TFD-HPD and ETC-N source areas resulted in a significant change in the distribution of elevated VOC concentrations in these areas (Figure 12 from Noyes et al., 2021 and Figure 13 in this report). An area of elevated VOC concentrations was identified just southwest of the TFD-HPD in the ETC-N area. TCE groundwater-equivalent concentrations were detected there are as high as 4,500 µg/L at borehole B-3754. New well W-3703 was drilled and installed at that location in 2021. Immediately to the east, where high VOC concentrations were detected in 2020 in HSU-3B borehole B-3603, TCE groundwater-equivalent concentrations exceeding 1,200 µg/L were present at boreholes B-3727 and B-3742 (Figures 3 and 13).

In the TFD South area, despite ongoing operations at HSU-3A/3B extraction well W-1504, TCE concentrations remained relatively unchanged during the review period at monitor wells W-1421 (37 µg/L in March 2020 and 33 µg/L in March 2021), W-1511 (150 µg/L in August 2020 and 144 µg/L in September 2021), and W-1422 (34 µg/L in August 2020 and 54 µg/L in October 2021). Long-term

trends, however, do show a gradual decline in VOC concentrations at all three wells: TCE was 750 µg/L at W-1511 in November 2003, 67 µg/L at W-1421 in March 2004, and 400 µg/L at W-1422 in June 2001.

During the review period, water levels fell about four feet, and the HSU-3B groundwater contaminant plumes were either under hydraulic control of TFD, TFE and TFH extraction wells or were hydraulically contained within the large, pumping-induced groundwater depression shown on Figures 12 and 13.

4.3.5. Hydrostratigraphic Unit 4

Several noteworthy changes or trends were observed within the HSU-4 VOC plumes during 2021. Although the overall geometry of HSU-4 plumes did not change significantly, concentration declines within those plumes were noted in several areas.

In the TFD-HPD and ETC-N areas, the CPT and direct-push sampling survey conducted in 2020 and 2021 had minimal impact on the plume geometry (Figure 15) due to the numerous HSU-4 monitor wells already present in the area (VOC groundwater concentration values from these wells take precedence over proximal saturated soil groundwater equivalent values based on the rules that govern data use in PLUHA; see Appendix D). This is similar to the situation noted for HSU-3A above. However, a decrease in TCE concentrations was noted in the TFD-HPD and TFD area and that resulted in a contraction of the 100 µg/L contour on Figure 15 (total VOC above MCLs):

- At W-1253, TCE was 1,400 µg/L in November 2020 and 880 µg/L in October 2021;
- At W-351, TCE was 640 µg/L in July 2020 and 480 µg/L in October 2021; and
- At W-3602, TCE was 320 µg/L in September 2020 and 74 µg/L in October 2021.

This decline in concentrations is interpreted to be the result of ongoing groundwater extraction and treatment associated with area extraction wells W-1307 (TFD East), W-1206 (TFD), W-1523 (TFD Southshore), and W-314 (TFD Southeast).

During 2021, HSU-4 performance-monitoring wells W-3702 and W-3703 were installed in the TFD-HPD and ETC-N source areas, based on the results of the previously-mentioned direct-push saturated-soil sampling survey (Figure 15). TCE concentrations were 2,000 µg/L at W-3702 and 3,480 µg/L at W-3703 in November 2021. At performance-monitoring well W-3603, which was drilled and installed south of TFD-HPD last year, TCE concentrations rose from 200 µg/L (March 2021) to 260 µg/L (October 2021) during the year (Figure 15).

To the west of TFD, TCE concentrations at downgradient monitor well W-1803-1 declined very slightly from 110 µg/L in December 2020 to 94 µg/L in September 2021. As in 2020, VOCs monitored by well W-1803-1 remained in the hydraulic capture area of W-1206 and within the confines of the pumping-induced groundwater depression that encompassed the TFD area during the year (Figures 14 and 15).

To the south, in the TFE West area, concentrations of TCE at recently-installed HSU-4 monitor well W-3401 were 11 µg/L in June 2020 and 14 µg/L in May 2021. The well, which is used to monitor the distal portion of the HSU-4 TCE plume emanating from the eastern TFE/T5475 area, appears to be located close to the leading edge of the plume (Figure 15). Hydraulic testing will be conducted at W-3401 to determine whether the well could potentially serve as a TFE West extraction well. Elsewhere in the TFE and TFH areas, no significant changes were noted during the review period.

Figures 14 and 15 show the estimated hydraulic capture areas in HSU-4 during third quarter 2021. Water levels dropped about 4 ft during the review period. The pumping-induced groundwater depression associated with groundwater extraction at TFD, TFD South, TFD Southshore and TFE Northwest continued to provide additional hydraulic containment in large portions of the TFD, TFE and TFH areas during the review period.

4.3.6. Hydrostratigraphic Unit 5

Several notable trends and one significant change in the HSU-5 isoconcentration contour map were evident during this review period. In the TFD-HPD and ETC-N areas, a previously-unmapped area of higher VOC concentrations was identified during the CPT and direct-push sampling survey conducted during 2020 and 2021. TCE groundwater-equivalent concentrations of 1,500 µg/L were present at borehole B-3734 (Figure 17).

Elsewhere in the TFD area, TCE concentrations declined slightly at HSU-5 groundwater extraction well W-3101 (from 19 µg/L in October 2020 to 14 µg/L in October 2021) while at downgradient groundwater monitor well W-1803-2, TCE remained low (9.7 µg/L in December 2020 and 11 µg/L in September 2021). TCE concentrations at W-1803-2 indicate that extraction well W-3101, which replaced former groundwater extraction well W-907-2 in 2015, continues to hydraulically contain the distal portions of the groundwater plume to the west (Figures 16 and 17).

To the south in the TFE area, TCE concentrations declined or remained the same at several area wells:

- From 82 µg/L in July 2020 to 50 µg/L in October 2021 at W-2601;
- From 120 µg/L in July 2020 to 54 µg/L in July 2021 at W-566;
- From 230 µg/L in July 2020 to 180 µg/L in October 2021 at W-1108;
- From 48 µg/L in February 2020 to 36 µg/L in September 2021 at W-912; and
- From 96 µg/L in August 2020 to 100 µg/L in January 2021 at W-1203.

The concentration declines observed across TFE resulted in the contraction of the 50 µg/L contour on Figure 17 (total VOCs above MCLs) and are interpreted to be the result of ongoing groundwater extraction and treatment associated with extraction wells W-2601, W-566, and W-1108 (Figure 17).

At recently-installed HSU-5 monitor well W-3403, located downgradient and west of TFE Southwest, TCE concentrations continue to be below the detection limit (<0.50 µg/L in June 2020 and in February 2021). Well W-3403 is being used to optimize and monitor the performance of TFE Southwest HSU-5 extraction well W-1516. Data from the well are being used to help resolve uncertainty regarding the hydrostratigraphy in this part of the Livermore Site and to refine the HSU-5 groundwater elevation contour and isoconcentration maps in the TFE Southwest area.

To the west of treatment facility TF406 (Figure 1), TCE concentrations at monitor well W-1519 declined slightly from 8.7 µg/L in August 2020 to 6.3 µg/L in May 2021 (Figure 17) following a previous slight rise in concentration interpreted to be in response to the COVID-19-related shut-in of nearby HSU-5 extraction well W-1310 from mid-March to early July 2020. TCE concentrations at W-1519, which is located at the leading edge of the TFH area VOC plume will continued be closely monitored in 2022 to monitor concentration declines in response to ongoing pumping at W-1310.

To the east of Building 511 (Figure 1), 1,1-DCE concentrations remained slightly above the cleanup standard at monitor well W-107 (9 µg/L, February 2021). The 1,1-DCE plume has been present

in the area since 2002. Carbon tetrachloride remained below the detection limit and cleanup standard of 0.50 µg/L for a second year in a row. The 1,1-DCE and carbon tetrachloride plume at W-107 will continue to be monitored in 2022.

Figures 16 and 17 show the estimated hydraulic capture areas in HSU-5 during the third quarter of 2021. Water levels declined from 2 to 5 ft during the review period. All the HSU-5 VOC plumes are within extraction well capture areas or the pumping-induced groundwater depression shown in Figure 16.

4.4. Tritium

On an annual basis, tritium activity concentrations are closely monitored across the Livermore Site, particularly in three areas where elevated tritium activity concentrations have been observed in the past: former Building 419, former Trailer 5475, and the Building 292 area. In 2021, 90 groundwater monitor wells and 23 groundwater extraction wells were sampled for tritium at the Livermore Site. With the exception of three monitor wells in the Building 419 area, tritium activity concentrations in groundwater remained below the 20,000 picocuries per liter (pCi/L) cleanup standard at all Livermore Site wells due to ongoing radioactive decay. This included all wells in the former Trailer 5475 area (Figure 1).

At HSU-3A monitor well W-3004, located in the former Building 419 area (Figures 1 and 11), groundwater tritium activity concentrations continued to decline during the review period (10,300 pCi/L in October 2020 to 9,720 pCi/L in October 2021). DOE/LLNL installed W-3004 in 2014 to monitor tritium activity concentrations as part of the Building 419 Resource Conservation and Recovery Act Closure agreement (California Department of Toxic Substances Control, 2013). The decline in W-3004 tritium activity concentrations during 2021 may be related to a decrease in groundwater levels of more than two feet during the review period and a consequent reduction in the mobilization of high-activity concentration tritium from the vadose zone and capillary fringe into the saturated zone. To the west however, at downgradient HSU-3A monitor well W-1414, tritium activity concentrations rose and exceeded the cleanup standard for a third consecutive year, from 21,500 pCi/L in November 2020 to 22,200 pCi/L in October 2021 (Figure 11). At nearby HSU-3A piezometer SIP-419-202, where tritium activity concentrations have been steadily increasing since 2006, activities were above the tritium clean up standard for the second consecutive year and increased from 22,100 pCi/L in November 2020 to 27,200 pCi/L in October 2021. To the north at HSU-2/3A monitor well W-2204, tritium activity concentrations increased from 11,100 pCi/L in October 2020 to 20,700 pCi/L in October 2021, exceeding the tritium cleanup standard there for the first time (Figure 11). However, no increases in tritium activity concentrations have been observed in the effluent of downgradient treatment facility TFE Southwest (concentrations at HSU-4 extraction well W-1520 were 2,330 pCi/L in September 2020 and 1630 pCi/L in January 2022). Tritium activity concentrations will be closely monitored in the former Building 419 area to see if these trends continue in 2022.

In the former Trailer 5475 area, tritium activity concentrations continued to decline in HSU-2/3A well W-2302 (from 17,000 pCi/L in November 2017 to 607 pCi/L in October 2020 to 374 pCi/L in October 2021) (Figures 1 and 11). The reason for the abrupt decline is not clear, however the well does have a history of large tritium activity concentration fluctuations over time. Current tritium activity concentrations in all other Trailer 5475 area wells remained below 2,500 pCi/L during the review period.

Tritium activity concentrations in the Building 292 area continue to decline, including HSU-1B monitor well UP-292-007, where the highest activity concentrations in the area was previously observed (Figures 1 and 7). After a seventeen-year decline (from 23,900 pCi/L in October 2000 to 4,790 pCi/L in August 2017), tritium activity concentrations rose abruptly to 15,000 pCi/L in August 2018. Activity concentrations at UP-292-007 continued to rise to 27,300 pCi/L in August 2020, then fell to 17,900 pCi/L in August 2021. The rise in activity concentrations appears to be related to the significant infiltration and recharge event that took place during the winter of 2016 and spring of 2017 (Noyes et al., 2018). Similarly, at nearby HSU-1B piezometer UP-292-006 (636 pCi/L in February 2012 and then dry until 2019), tritium activities were 13,200 pCi/L in February 2020, then declined rapidly to 6,890 pCi/L in August 2020 and to 5,580 pCi/L in January 2021 (Figure 7). Tritium activity concentrations at all other wells in the Building 292 area remained below 300 pCi/L during the review period. Tritium activity concentrations will continue to be closely monitored in the Building 292 area in 2022.

4.5. Decision Support Analysis

A variety of decision support tools are used to analyze data and evaluate the performance of the Livermore Site remediation systems. These tools improve the quality, efficiency, and consistency of routine tasks and result in significant cost savings for DOE/LLNL. These decision support activities and associated tools are grouped into five categories:

- The Environmental Information Management System (TEIMS);
- Automated Data Review and Mapping Tools;
- Predictive Analysis Tools;
- Treatment Facility Real-Time (TFRT) data acquisition system; and
- Mobile data collection systems.

The TEIMS database and associated data entry and review tools are routinely used for work tasks ranging from data management to report preparation. For example, the treatment facility self-monitoring reporting tool allows facility operators to enter data using a web-based interface, and to automatically generate reports that are included in the quarterly self-monitoring reports.

The next level of decision-support tools consist of sophisticated graphical, statistical and numerical data analysis tools used for remedial performance evaluations. The CES algorithm (Appendix C) enables ERD personnel to quickly review concentration trends in wells and set sampling frequencies on a quarterly basis. The OPERA tool (Appendix D) enables personnel to quickly view HSU-specific plume maps for each contaminant-of-concern and compare current conditions with historical distributions. Plume and groundwater elevation maps, and animations that span the entire Livermore Site GWP history, are updated each quarter with the most recent sampling information available. The HSU conceptual model constitutes the basic framework for all decision support tools and is continually updated using information from recently installed wells and hydraulic tests.

In 2021, the TFRT data acquisition system continued to provide significant value to the Livermore Site cleanup project. TFRT data are used to optimize and maintain treatment facilities, and to quickly provide important information for diagnosing facility-related issues. Improvements were also implemented for controlling operation of groundwater extraction wells. In the past twelve years, the operational mode of multiple wells in the eastern portion of the site, where well yields are typically

lower, was converted from constant flow rate to water-level-controlled pumping. In this operational mode, the water level in the well is maintained at a desired elevation while the treatment facility electronic control system automatically adjusts the flow rate of the pump. This capability resulted in two significant improvements: 1) extraction wells operate continuously and require fewer adjustments and less technician oversight, and 2) plume capture is maintained at all times without further exacerbating the ongoing over-drafting of the aquifer.

DOE/LLNL has developed and deployed a mobile data collection tool for recording manual groundwater level measurements and field measurements of water quality parameters. The mobile app provides significant cost-savings by reducing the time and effort required to load high-quality groundwater level data into the database. This approach allows field personnel to plan their activities, and record and upload groundwater level and water quality data to the database daily. The mobile app also has built-in data validation capabilities to minimize data measurement and data entry errors.

5. Risk and Hazard Management Program

The goal of the Livermore Site Risk and Hazard Management Program is to protect human health and the environment by controlling exposure to contaminants during remediation. Risk and hazard management is conducted at Livermore Site where the exposure point risk exceeded 1×10^{-6} or the hazard index exceeded 1 in the baseline risk assessment. Land use controls have been implemented to manage risks, and as described in the Explanation of Significant Differences for Land Use Controls (LLNL, 2014), land use controls must be evaluated annually. The completed 2021 Land Use Control Monitoring Checklist for the LLNL Livermore Site is included in Appendix F.

Inhalation risk reevaluation for VOCs potentially migrating from the subsurface into indoor air was initiated in 2017 following issuance of revised EPA guidance and ensuing Remedial Project Manager (RPM) discussions during regulatory review of the Livermore Site Fifth Five-Year Review (McKereghan et al., 2017). In 2018 and 2019, DOE/LLNL conducted indoor air sampling within 33 on-site buildings identified as having the highest potential for VOC vapor intrusion. More than 300 air samples were collected from indoor air, outdoor ambient air, crawl spaces, confined spaces, and preferential pathways. The results of the sampling campaign demonstrated that there is currently no short-term risk to occupants of Livermore Site buildings due to vapor intrusion from subsurface to indoor air. These results and resultant recommendations were documented in the Addendum to the Fifth Five-Year Review (Demir et al., 2021).

In 2021, DOE/LLNL completed the first year of a new long-term indoor air sampling program in response to these recommendations. The indoor air sampling building prioritization list is included in Appendix G-1. The status of the long-term indoor air sampling program is included in Appendix G-2, Table 1.

DOE/LLNL collected indoor air samples from 17 Livermore Site buildings in 2021. Two sampling events were completed in each building, one during winter months and one during summer months, to evaluate the impact of the different weather conditions. A total of 235 air samples were collected from indoor air, crawl spaces, confined spaces, and preferential pathways. Thirty-six outdoor ambient air samples were also collected as part of program. TCE or PCE were detected in samples associated with nine of the seventeen buildings, however there was only one detection of PCE above its indoor air screening level and there were no TCE detections above its indoor air screening level.

PCE was detected above its indoor air screening level in a confined space outside of Building 111 (Figure 1) in September 2021. The confined space and the adjacent room inside of Building 111 were resampled in November 2021 and all results were below the indoor air screening levels. DOE/LLNL conducted several other resampling events because of sampling issues and to evaluate for potential indoor sources of VOCs. These events are summarized in Appendix G-2, Table 1.

The target indoor air concentration screening levels are presented in Appendix G-3, Table 1. The indoor air sampling results for 2021 are included in Attachment 2, Table 6, and are presented in units of ppm_v, as reported by the analytical laboratories, and in units of $\mu g/m^3$, per regulatory request.

Per a Fifth Five-Year Review Addendum recommendation, DOE/LLNL developed a contingency plan for additional indoor air sampling in the event that a soil vapor extraction system is off-line for more than 30 days. The contingency plan is included in Appendix G-4. During 2021, Livermore Site soil vapor extraction systems remained operational and were never off-line for more than 30 days; therefore, additional contingency sampling was not conducted.

DOE/LLNL will continue to implement the long-term sampling program in 2022 and continue to evaluate the potential risk of vapor intrusion from residual subsurface contamination to indoor air.

6. References

Berg, L., M. Dresen, R. Bainer, E. Folsom, and A. Lamarre (Eds.) (1997), *Five-Year Review for the Lawrence Livermore National Laboratory Livermore Site,* Lawrence Livermore National Laboratory, Livermore, CA (UCRL-AR-126935).

California Department of Toxic Substances Control (2013), *Conditional Acknowledgement of Closure Certification for the 419 Hazardous Water Treatment Facility*, letter dated November 18, 2013.

Demir, Z., P. McKereghan, and A. Porubcan (2021), *Addendum to the Fifth Five-Year Review for the Lawrence Livermore National Laboratory Livermore Site,* Lawrence Livermore National Laboratory, Livermore, CA (LLNL-AR-809279).

GeoSierra Environmental, Inc. (2014), *Final Completion Report, Vertical Inclusion Propagation ZVI Emplacement Project, TFC-HS Area, Lawrence Livermore National Laboratory,* Livermore, CA*,* GeoSierra Environmental, Inc., Medford NJ, December 19, 2014.

Goodrich, R., and G. Lorega (Eds.) (2016), *LLNL Livermore Site and Site 300 Environmental Restoration Department Standard Operating Procedures (SOPs)*, Lawrence Livermore National Laboratory, Livermore, CA (UCRL-AM-109115 rev. 15).

Lawrence Livermore National Laboratory (2009), Resolution of Mixed Waste Management Issues Associated with Operation of Soil Vapor and Ground Water Treatment Facilities at LLNL, Livermore Site, Lawrence Livermore National Laboratory, Livermore, CA (LLNL-AR-412616).

Lawrence Livermore National Laboratory (2014), Final Explanation of Significant Differences for Land Use Controls, Lawrence Livermore National Laboratory, Livermore Site, (LLNL-AR-640345).

McKereghan, P., C. Noyes, Z. Demir, M. Buscheck, and M. Dresen (Eds.) (2015), *LLNL Ground Water Project, 2014 Annual Report*, Lawrence Livermore National Laboratory, Livermore, CA (UCRL-AR-126020-14).

McKereghan, P., K. Oldani, C. Noyes, A. Porubcan, and Z. Demir (2017), *Fifth Five-Year Review for the Lawrence Livermore National Laboratory, Livermore Site,* Lawrence Livermore National Laboratory, Livermore, CA (LLNL-AR-726117).

Noyes, C., A. Porubcan, E. Yeh, K. Quamme, and Z. Demir (2018), *LLNL Groundwater Project, 2017 Annual Report,* Lawrence Livermore National Laboratory, Livermore, CA (UCRL-AR-126020-17).

Noyes, C., K. Quamme, E. Yeh, A. Porubcan, A. Verce, and Z. Demir (2021), *LLNL Groundwater Project, 2020 Annual Report*, Lawrence Livermore National Laboratory, Livermore, CA (UCRL-AR-126020-20-REV-1).

Quamme, K., C. Noyes, A. Porubcan, K. Oldani, Z. Demir, and P. McKereghan (2022), *Draft Sixth Five-Year Review for the Lawrence Livermore National Laboratory Livermore Site*, Lawrence Livermore National Laboratory, Livermore, CA (LLNL-AR-832412).

Yeh, E., and P. Wong (2021a), *Letter Report: LLNL Livermore Site Fourth Quarter 2020 Self-Monitoring Report*, February 28, 2020 (LLNL-AR-810476-4).

Yeh, E., and P. Wong (2021b), *Letter Report: LLNL Livermore Site First Quarter 2021 Self-Monitoring Report*, May 31, 2021 (LLNL-AR- 823000).

Yeh, E., and P. Wong (2021c), *Letter Report: LLNL Livermore Site Second Quarter 2021 Self-Monitoring Report*, August 31, 2021 (LLNL-AR- 823000-2).

Yeh, E., and P. Wong (2021d), *Letter Report: LLNL Livermore Site Third Quarter 2021 Self-Monitoring Report*, November 30, 2021 (LLNL-AR-823000-3).

7. Acronyms and Abbreviations

CERCLA	Comprehensive Environmental Response, Compensation and Liability Act
CES	Cost effective sampling
CPT	Cone Penetrometer Testing
DOE	U.S. Department of Energy
DWFO	Dynamic Well-Field Operation
ELM	Eastern Landing Mat
EPA	U.S. Environmental Protection Agency
ESAR	Enhanced Source Area Remediation
ETC	East Traffic Circle
ETC-S	East Traffic Circle South
FFA	Federal Facility Agreement
GPM	Gallons per minute
GWP	Groundwater Project (previously, Ground Water Project)
HSU	Hydrostratigraphic unit
ISB01	*In situ* bioremediation facility
kg	Kilogram
LLNL	Lawrence Livermore National Laboratory
MCL	Maximum contaminant level
Mcf	Millions of cubic feet
Mgal	Millions of gallons
mg/kg	Milligrams per kilogram
mg/L	Milligrams per liter
OPERA	Optimized environmental restoration analysis
PCE	Perchloroethene or tetrachloroethene
pCi/L	Picocuries per liter
ppb	Parts per billion
ppm_v	Parts per million on a volume-to-volume basis
RPM	Remedial Project Manager
RWQCB	California Regional Water Quality Control Board
SACTE	Source Area Cleanup Technology Evaluation
SVE	Soil vapor extraction
TCE	Trichloroethene
TEIMS	Taurus environmental information management system
TF	Treatment facility
TFRT	Treatment facility real time data acquisition system
µg/L	Micrograms per liter
$\mu g/m^3$	Micrograms per cubic meter
VISL	Vapor intrusion screening level
VOC	Volatile organic compound
VTF	(Soil) vapor treatment facility
WLCO	Water level collection tool
ZVI	Zero valent iron

Figures

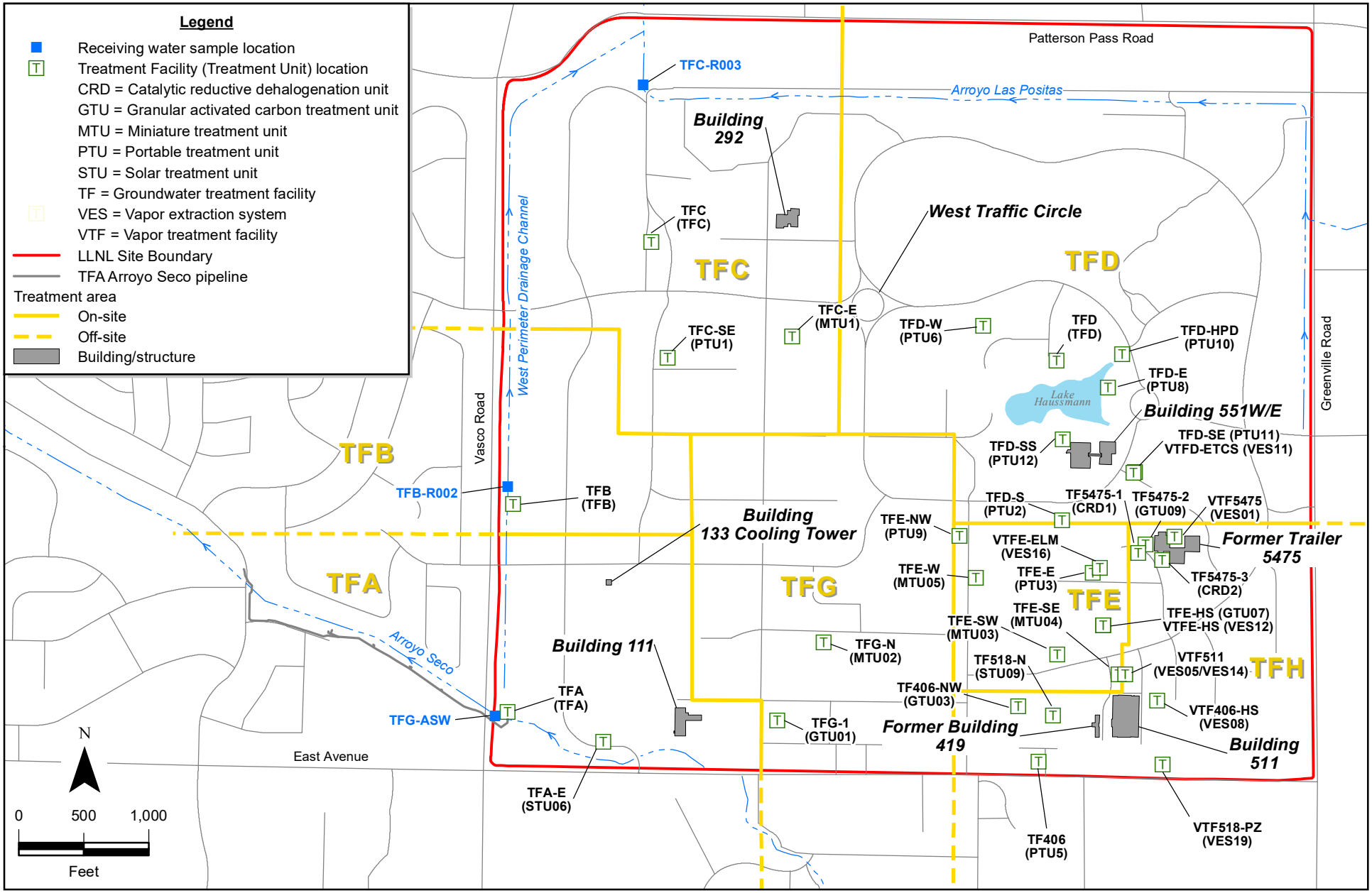

Figure 1. Livermore Site treatment areas and treatment facility locations.

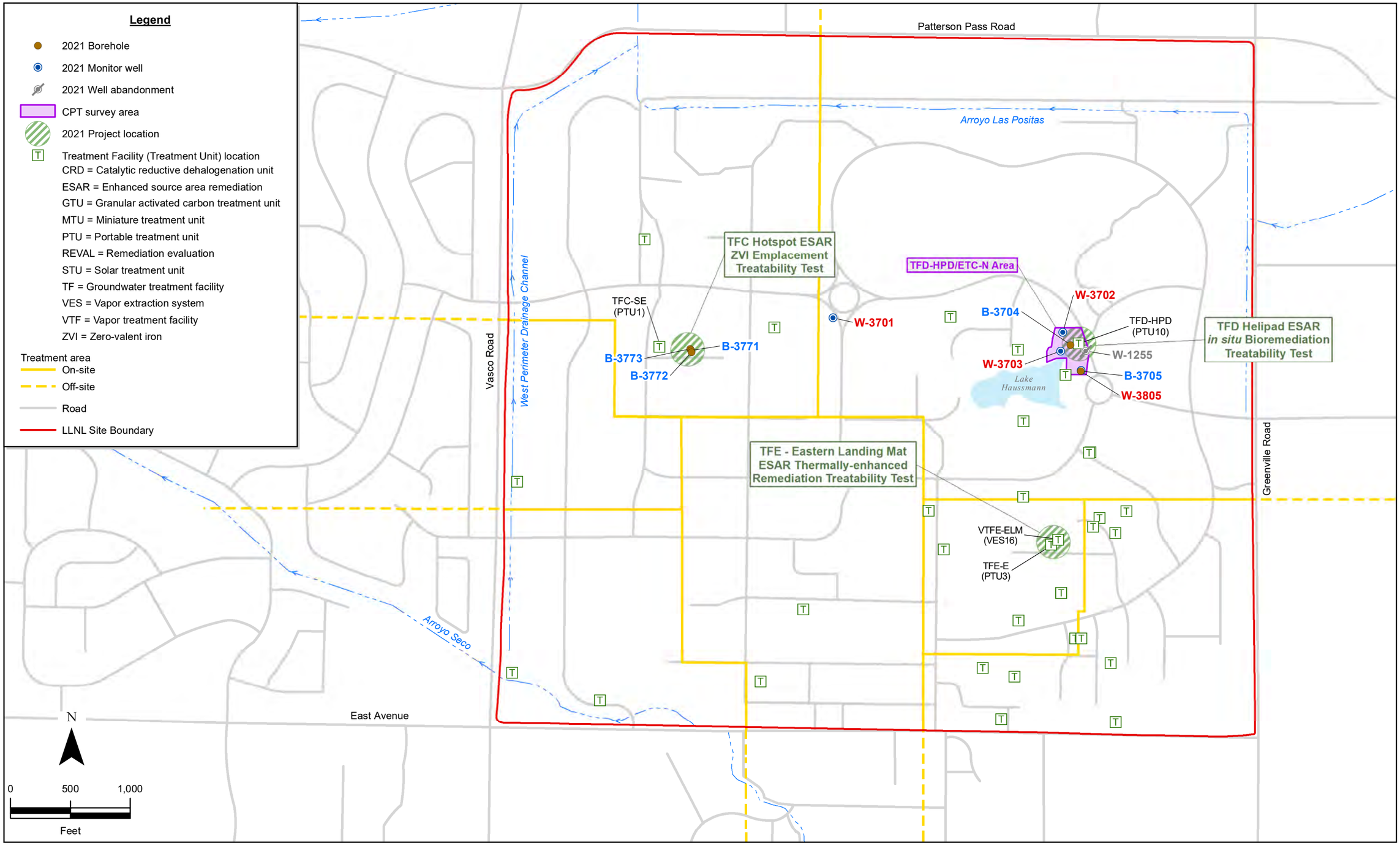

Figure 2. Locations of principal projects and drilling activities conducted at the Livermore Site in 2021.

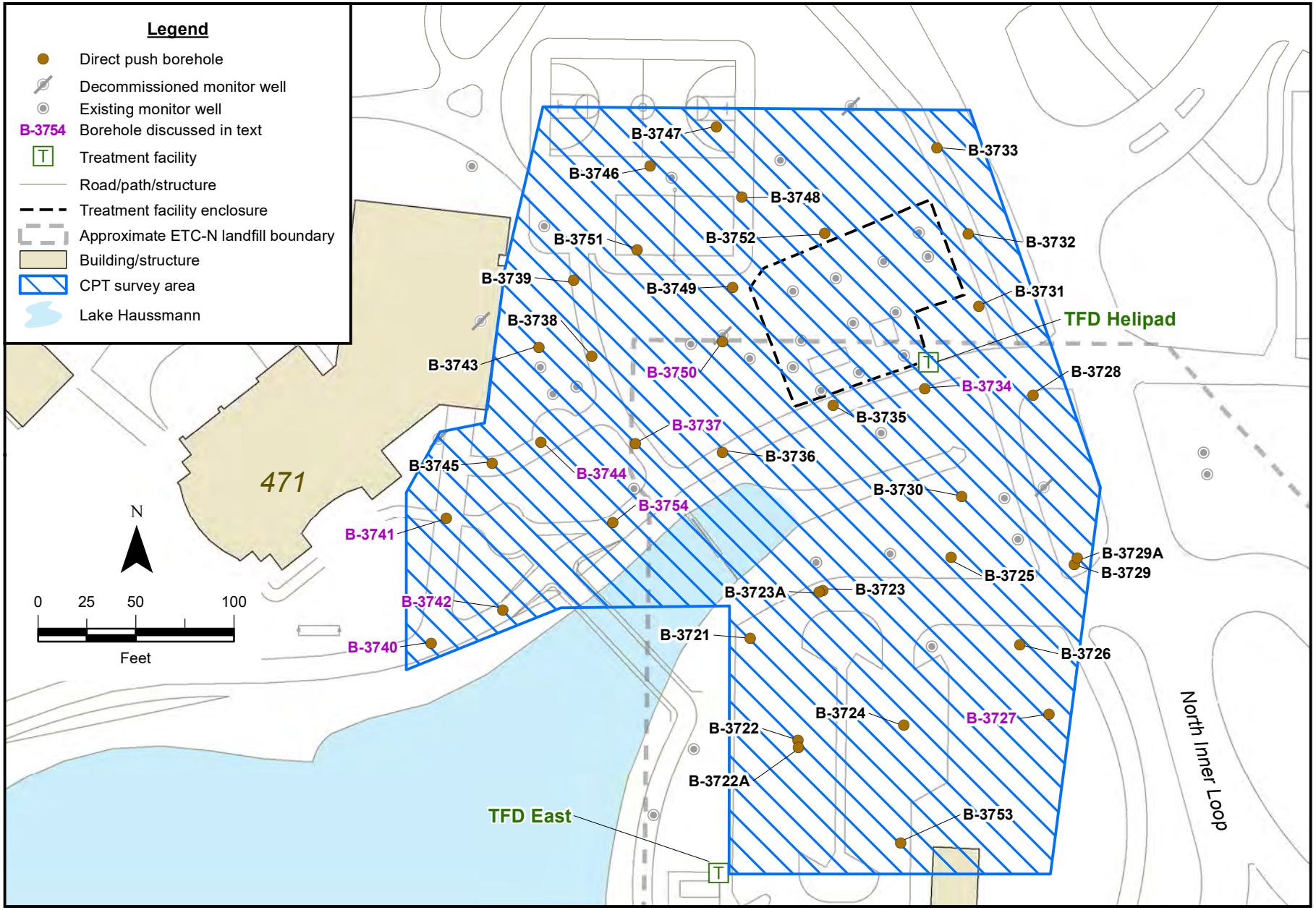

Figure 3. Locations of cone penetrometer testing and direct push sampling performed at the TFD-Helipad / ETC-N area during 2020 and 2021.

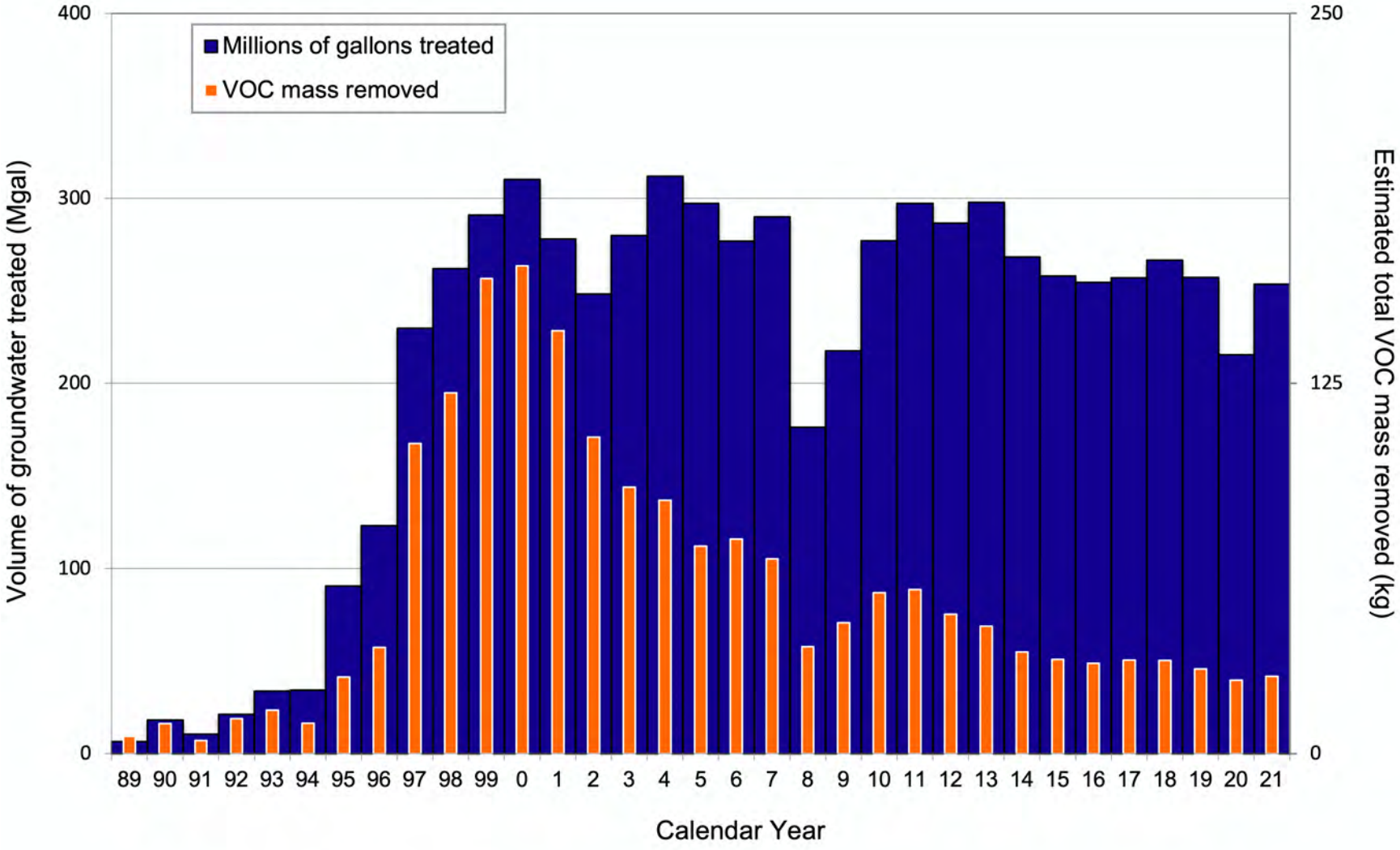

Figure 4. Estimated total VOC mass removed from Livermore Site groundwater since 1989.

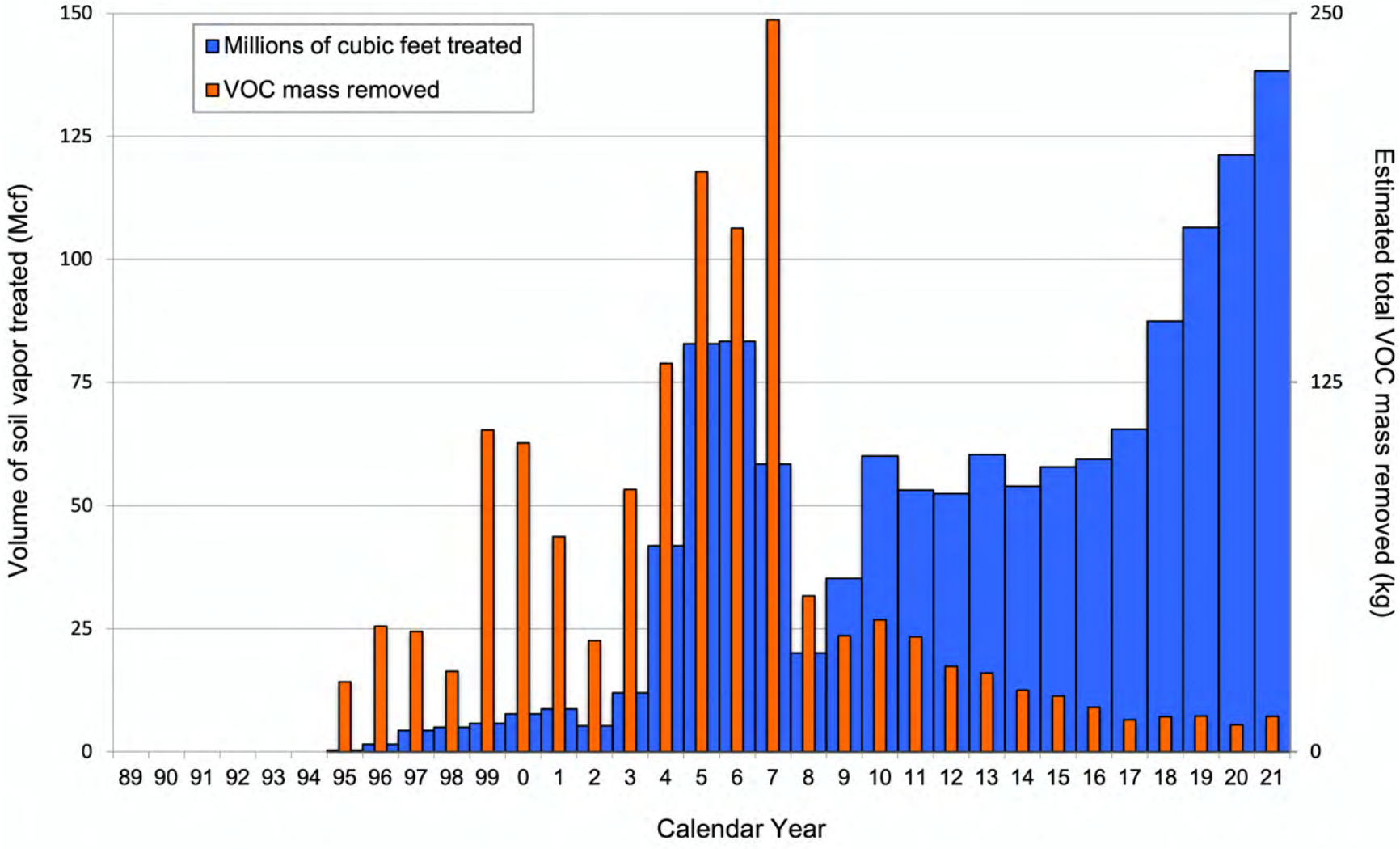

Figure 5. Estimated total VOC mass removed from Livermore Site soil vapor since 1989.

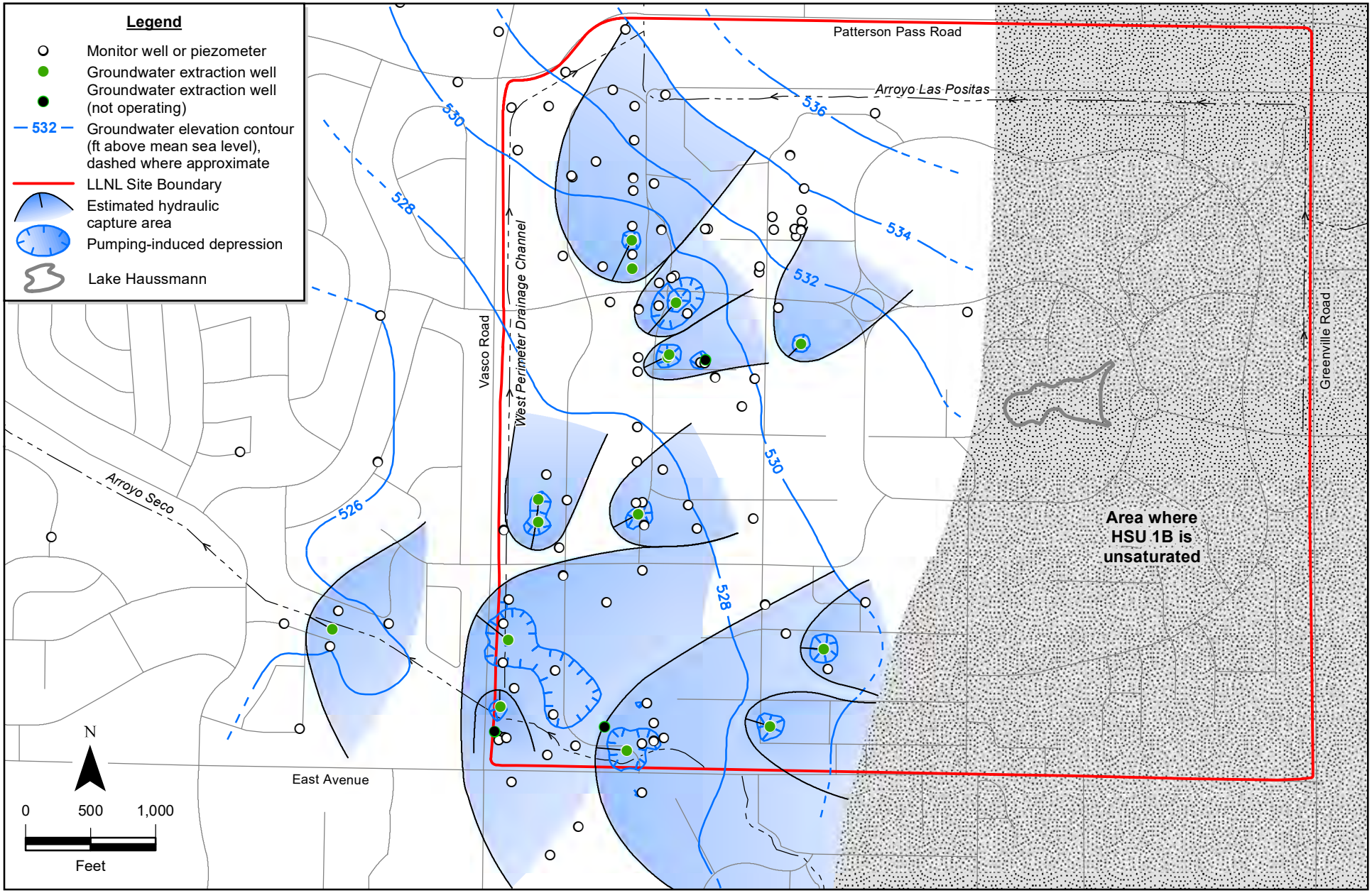

Figure 6. Groundwater elevation contour map based on 123 wells completed within HSU-1B showing estimated hydraulic capture areas, LLNL and vicinity, third quarter 2021.

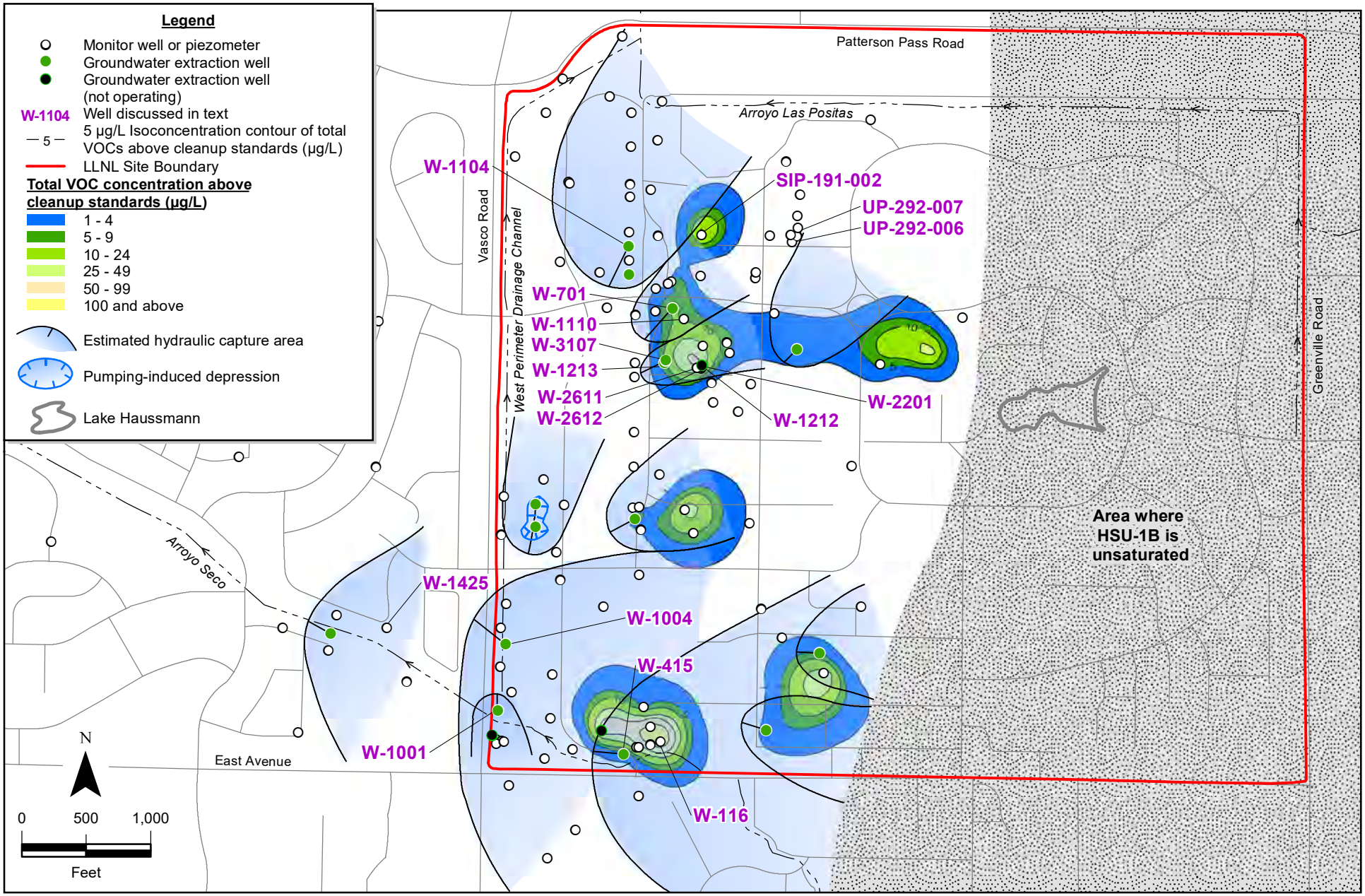

Figure 7. Isoconcentration contour map of total VOCs above cleanup standards from 130 wells completed within HSU-1B, third quarter 2021 (or the next most recent data), and supplemented with soil chemistry data from 45 borehole locations.

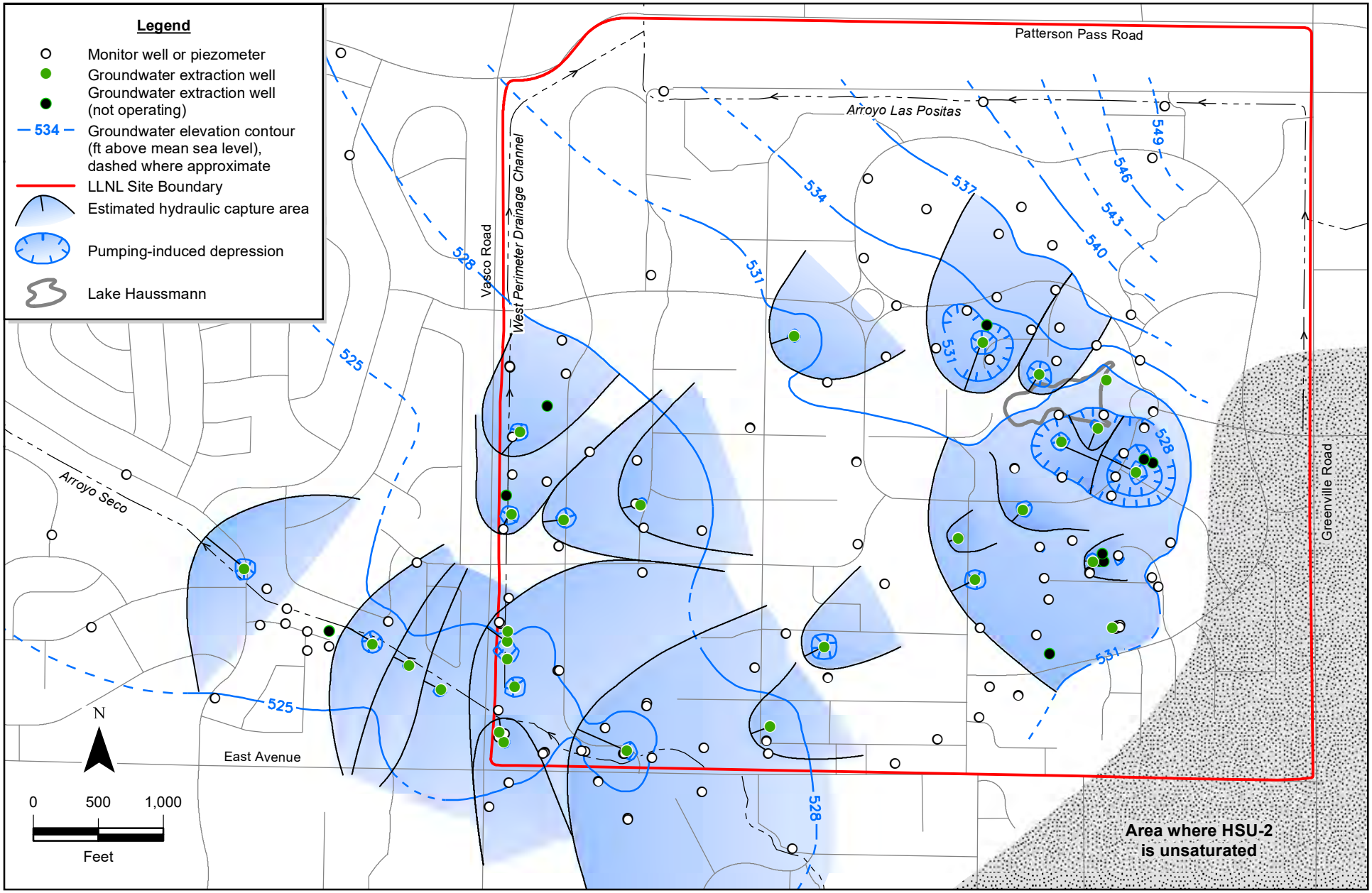

Figure 8. Groundwater elevation contour map based on 168 wells completed within HSU-2 showing estimated hydraulic capture areas, LLNL and vicinity, third quarter 2021.

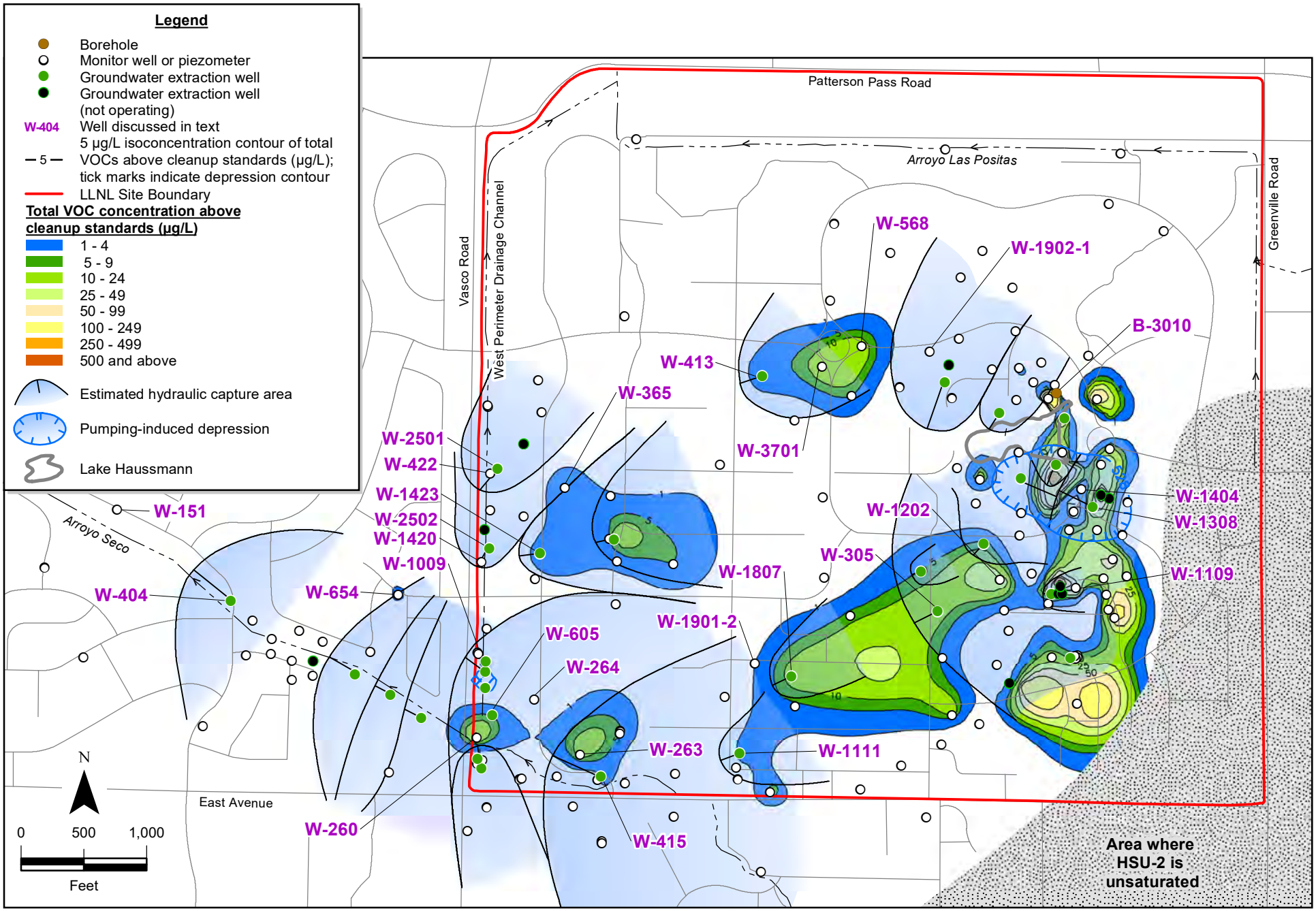

Figure 9. Isoconcentration contour map of total VOCs above cleanup standards from 195 wells completed within HSU-2, third quarter 2021 (or the next most recent data), and supplemented with soil chemistry data from 113 borehole locations.

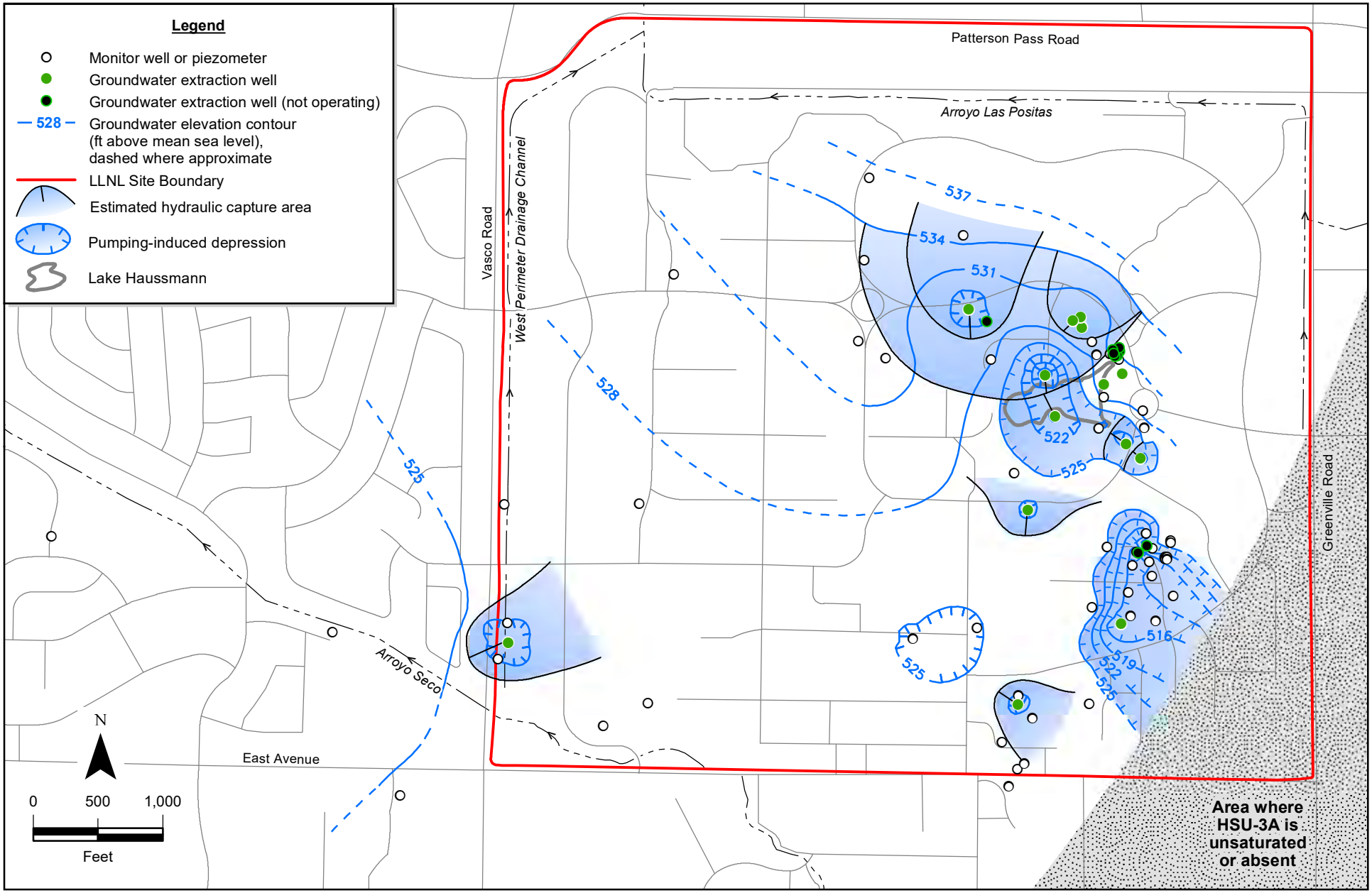

Figure 10. Groundwater elevation contour map based on 77 wells completed within HSU-3A showing estimated hydraulic capture areas, LLNL and vicinity, third quarter 2021.

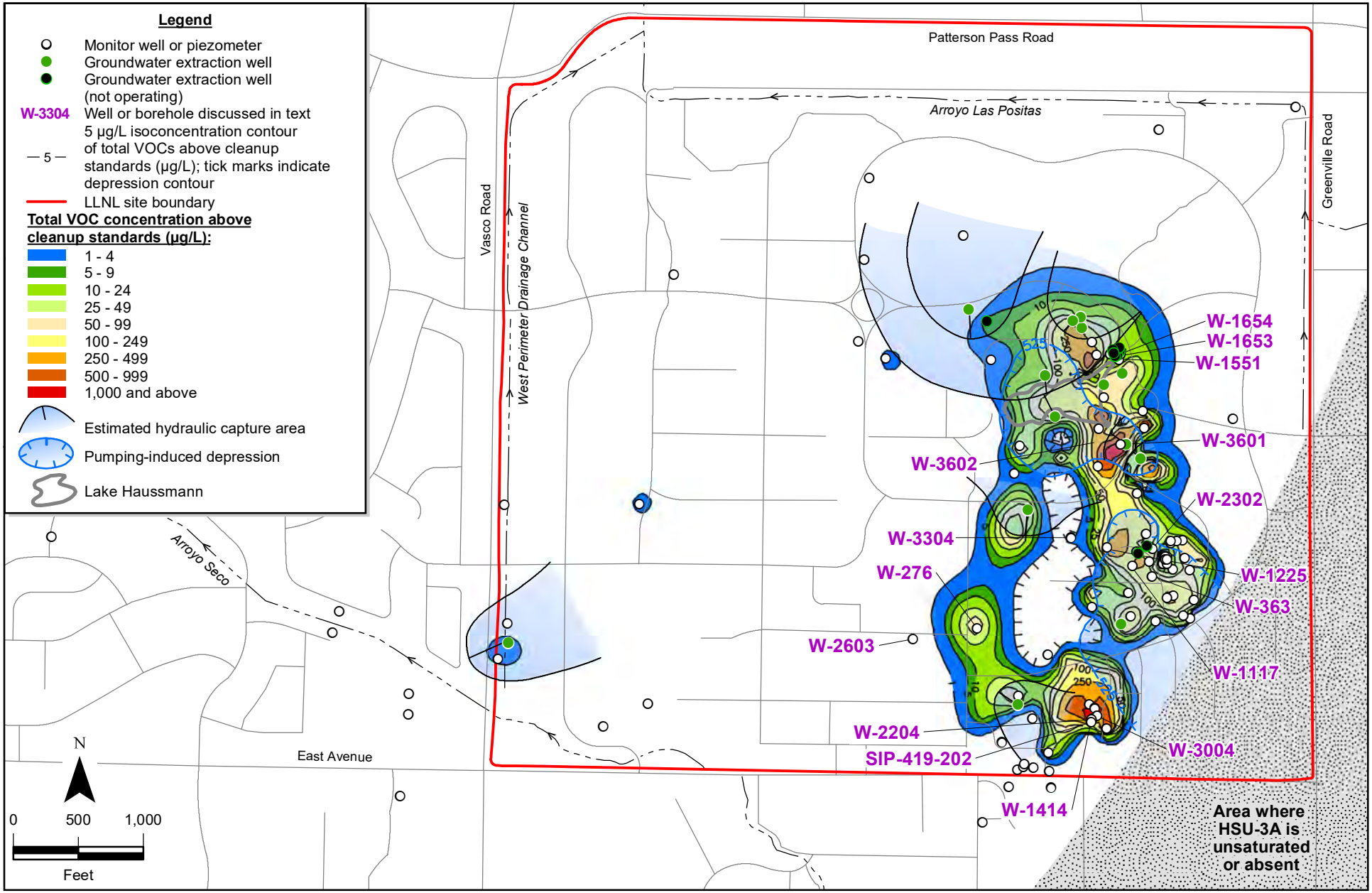

Figure 11. Isoconcentration contour map of total VOCs above cleanup standards from 120 wells completed within HSU-3A, third quarter 2021 (or the next most recent data), and supplemented with soil chemistry data from 165 borehole locations.

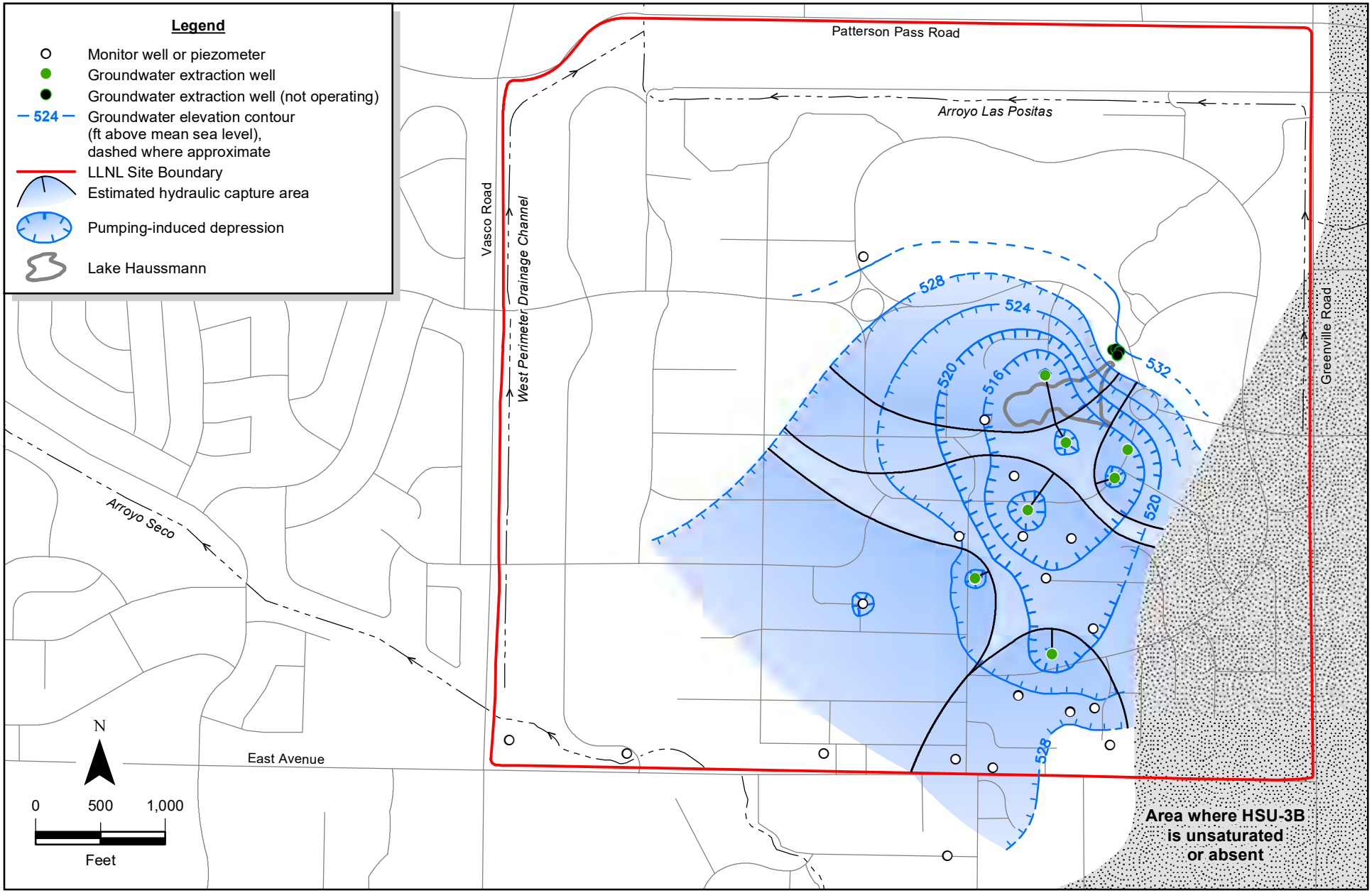

Figure 12. Groundwater elevation contour map based on 30 wells completed within HSU-3B showing estimated hydraulic capture areas, LLNL and vicinity, third quarter 2021.

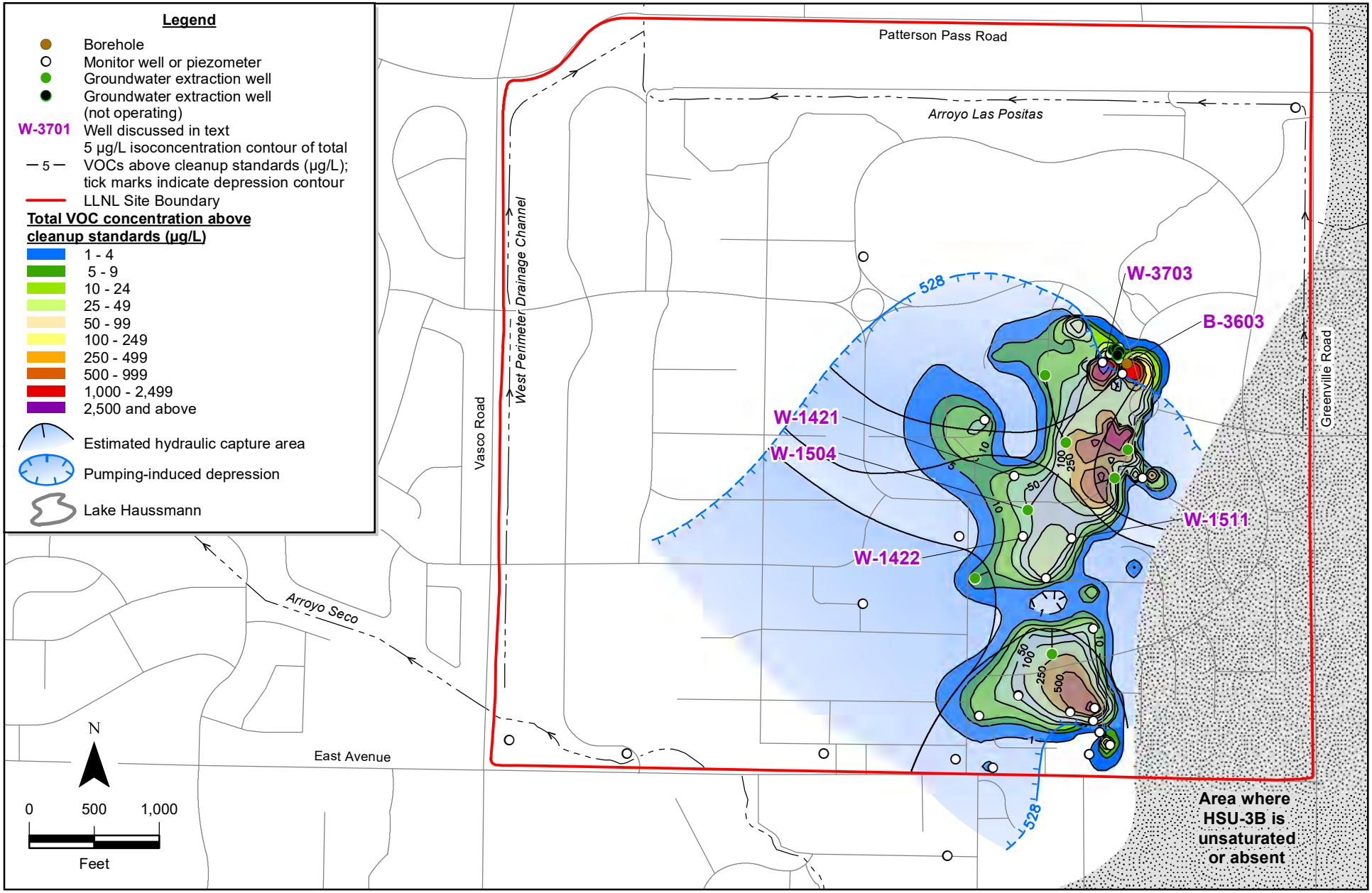

Figure 13. Isoconcentration contour map of total VOCs above cleanup standards from 46 wells completed within HSU-3B, third quarter 2021 (or the next most recent data), and supplemented with soil chemistry data from 138 borehole locations.

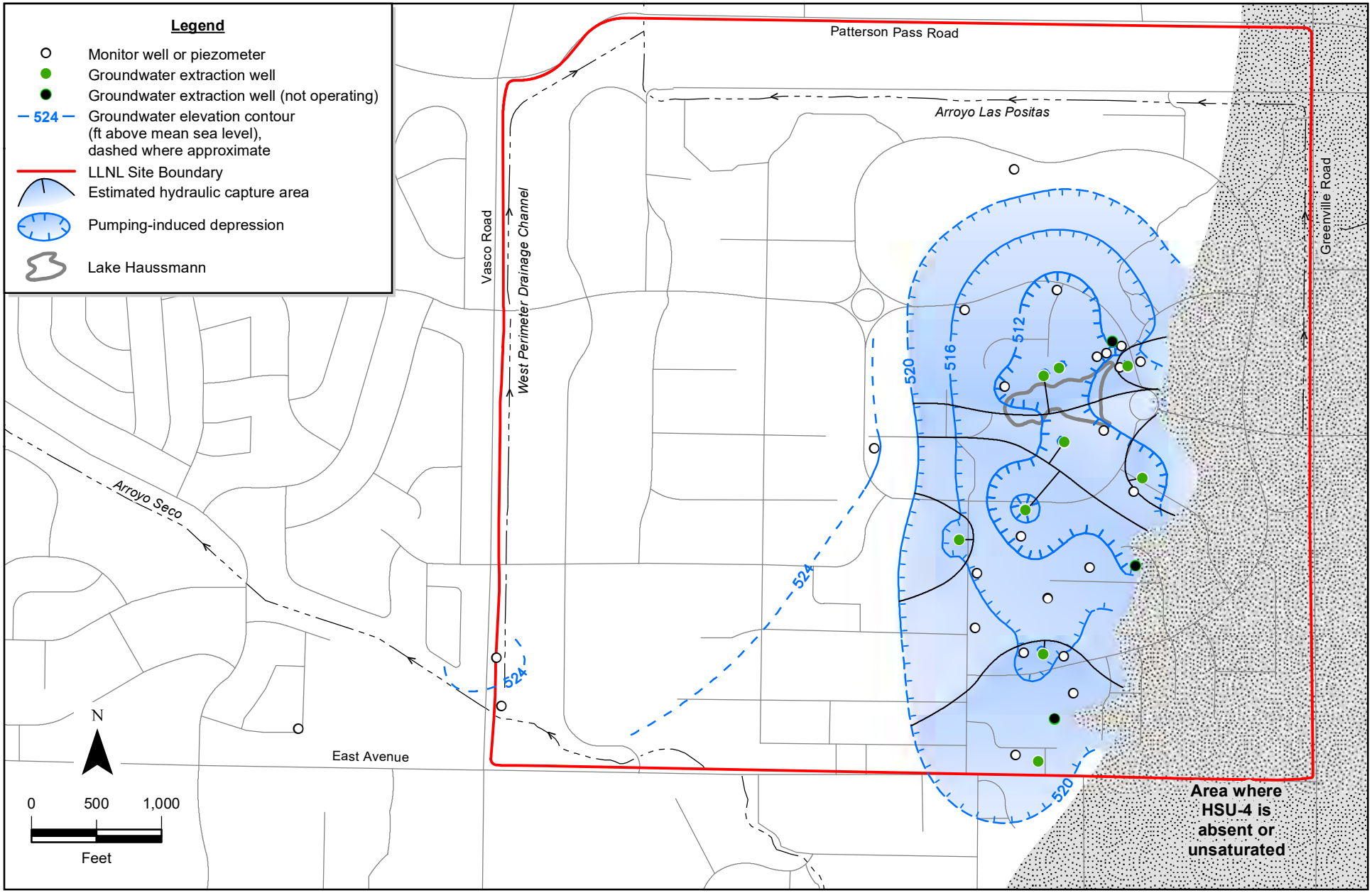

Figure 14. Groundwater elevation contour map based on 37 wells completed within HSU-4 showing estimated hydraulic capture areas, LLNL and vicinity, third quarter 2021.

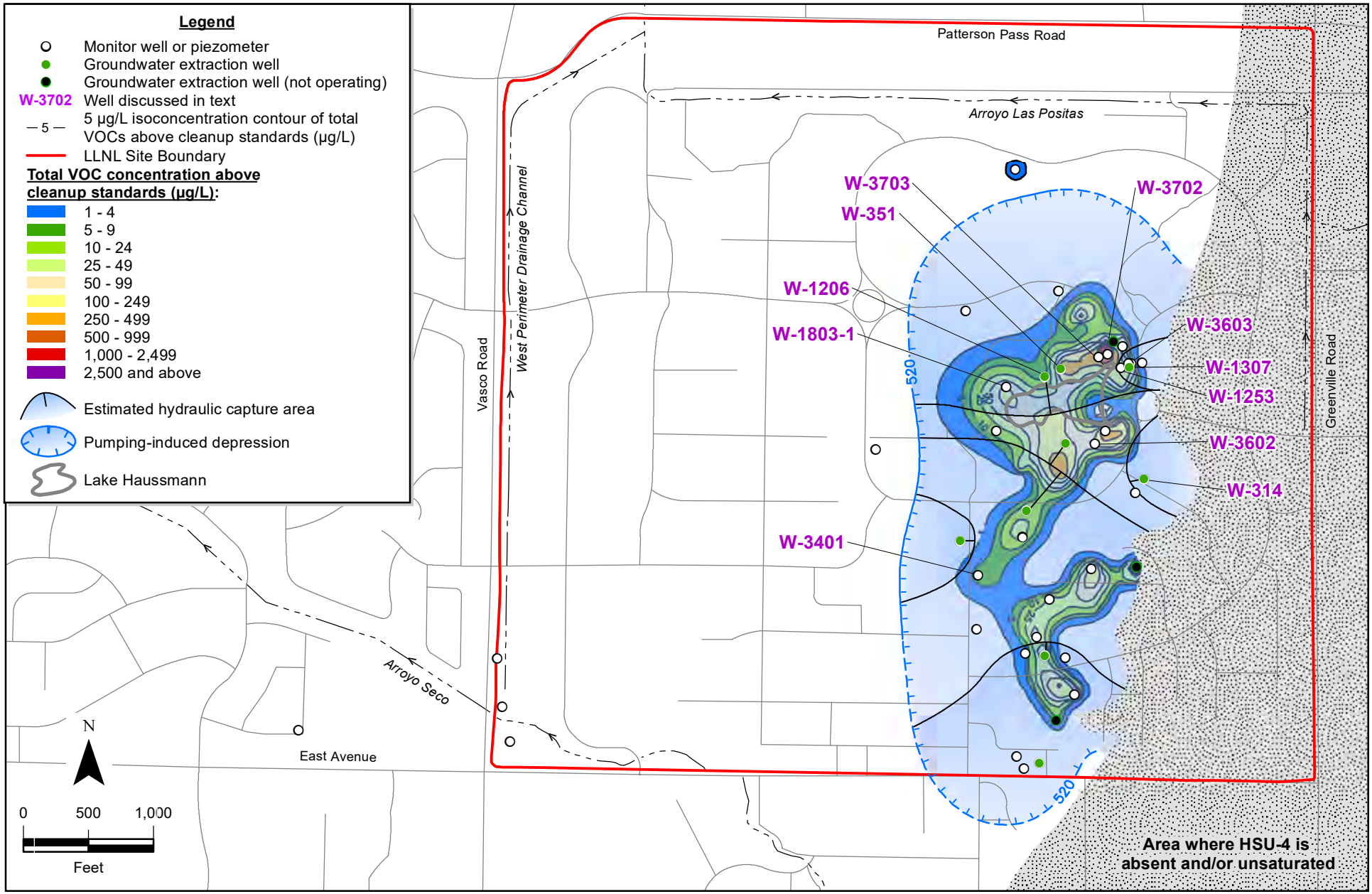

Figure 15. Isoconcentration contour map of total VOCs above cleanup standards from 47 wells completed within HSU-4, third quarter 2021 (or the next most recent data), and supplemented with soil chemistry data from 68 borehole locations.

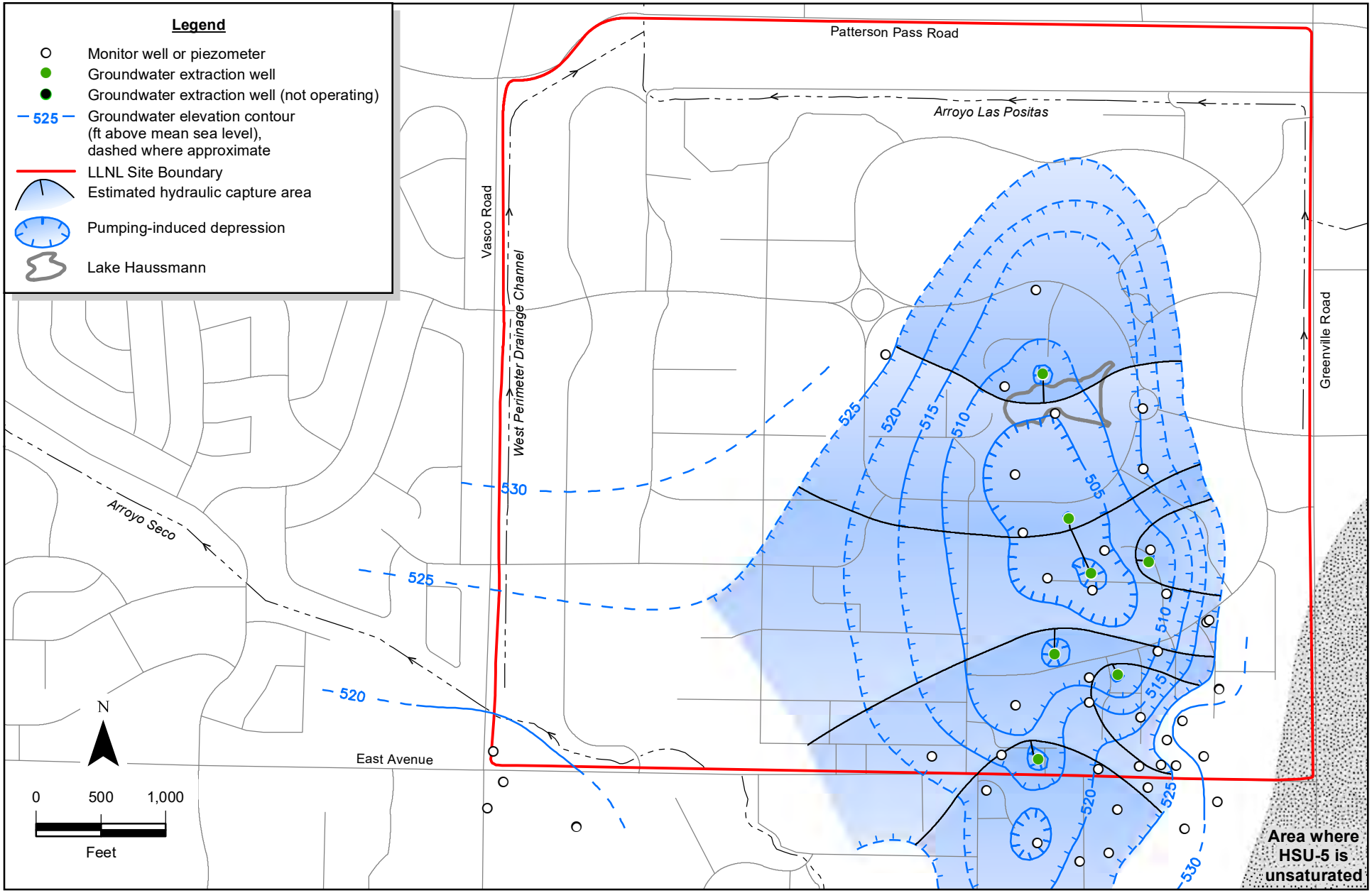

Figure 16. Groundwater elevation contour map based on 51 wells completed within HSU-5 showing estimated hydraulic capture areas, LLNL and vicinity, third quarter 2021.

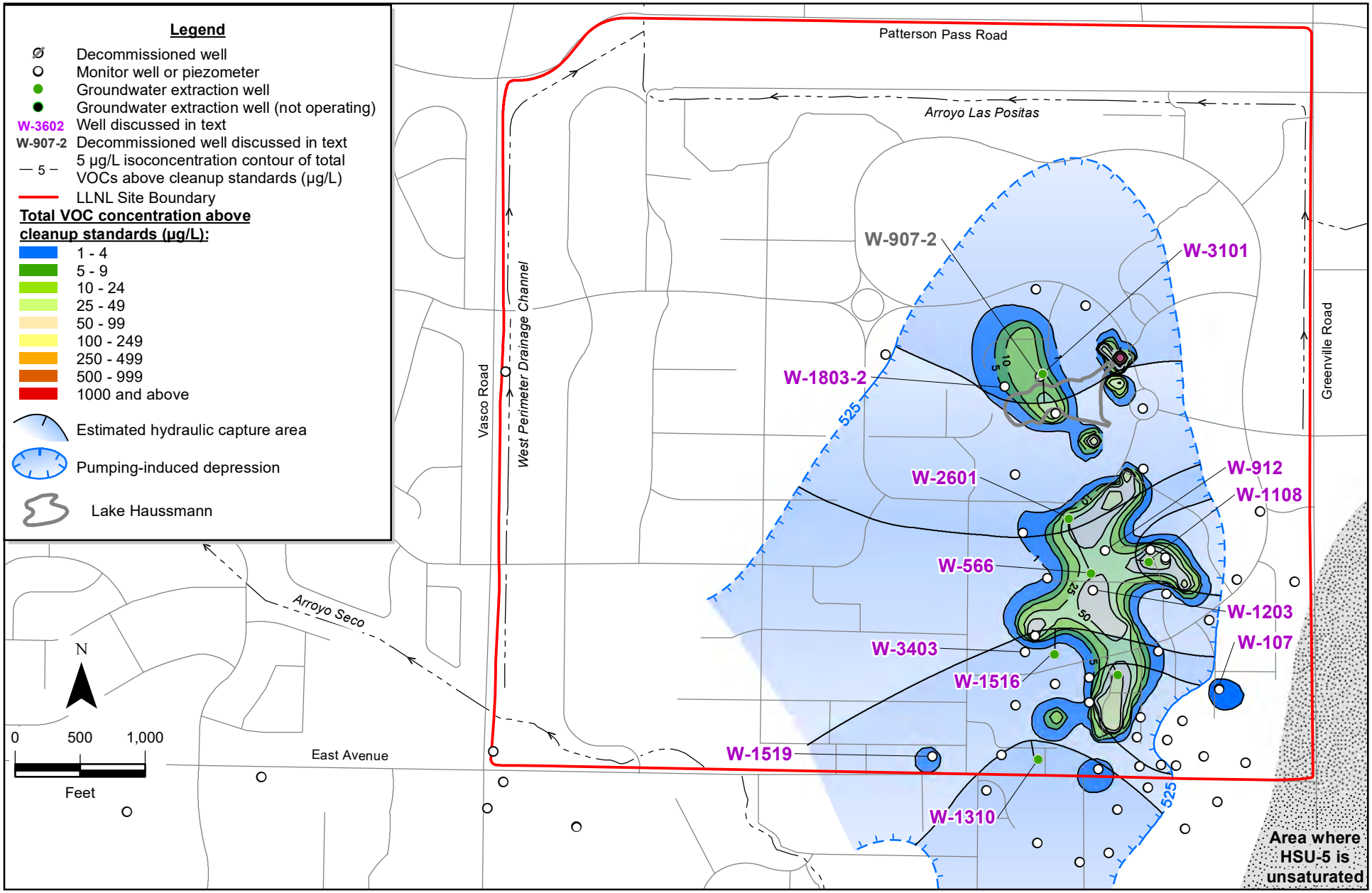

Figure 17. Isoconcentration contour map of total VOCs above cleanup standards from65 wells completed within HSU-5, third quarter 2021 (or the next most recent data), and supplemented with soil chemistry data from 102 borehole locations.

Tables

Table 1. Livermore Site treatment facility abbreviations.

Treatment facility	Abbreviation
TFA	TFA
TFA East	TFA-E
TFB	TFB
TFC	TFC
TFC East	TFC-E
TFC Southeast	TFC-SE
TFD	TFD
TFD East	TFD-E
TFD Helipad	TFD-HPD
TFD South	TFD-S
TFD Southeast	TFD-SE
TFD Southshore	TFD-SS
TFD West	TFD-W
VTFD East Traffic Circle South	VTFD-ETCS
VTFD Helipad	VTFD-HPD
TFE East	TFE-E
TFE Hotspot	TFE-HS
TFE Northwest	TFE-NW
TFE Southeast	TFE-SE
TFE Southwest	TFE-SW
TFE West	TFE-W
VTFE Eastern Landing Mat	VTFE-ELM
VTFE Hotspot	VTFE-HS
TFG-1	TFG-1
TFG North	TFG-N
TF406	TF406
TF406 Northwest	TF406-NW
VTF406 Hotspot	VTF406-HS
VTF511	VTF511
TF518 North	TF518-N
VTF518 Perched Zone	VTF518-PZ
TF5475-1	TF5475-1
TF5475-2	TF5475-2
TF5475-3	TF5475-3
VTF5475	VTF5475

Notes:

TF = Groundwater treatment facility

VTF = Soil vapor treatment facility

Table 2. Types and numbers of Livermore Site wells.

Well type	Number of wells
Anode wells (cathodic protection)[a]	9
Dual Extraction[b]	12
Groundwater Extraction	97
Groundwater Injection	2
Groundwater Monitor[c]	385
Groundwater Guard	20
Solinst CMT[d] Multiwell System®	1
Piezometer	81
Soil Vapor Extraction	35
Soil Vapor Injection	2
Soil Vapor Monitor	42
Total	**685**

[a] These wells protect metallic objects (e.g. pipelines) in contact with the ground from electrolytic corrosion.

[b] Extraction of groundwater using a downhole pump with concurrent application of vacuum to the well. Groundwater and soil vapor are removed in separate pipe manifolds and treated.

[c] Does not include 33 off-site private or regulatory agency wells that are occasionally monitored by ERD.

[d] CMT = Continuous Multichannel Tubing.

Notes:

The number of Livermore Site wells is current through the end of December 2021.

Table A-1 of Appendix A summarizes construction information for all wells.

Table 3. Summary of treatment facility discharge sampling locations.

Treatment facility		Discharge sampling location[a]
TFA	TFA	Arroyo Seco (TFG-ASW) and West Perimeter Drainage Channel (TFB-R002)
	TFA East	Arroyo Seco (TFG-ASW)
TFB	TFB	West Perimeter Drainage Channel (TFB-R002) and Building 133 Cooling Tower (TFB-E-B133CT)
TFC	TFC	Arroyo Las Positas (TFC-R003)
	TFC East	Arroyo Las Positas (TFC-R003)
	TFC Southeast	Arroyo Las Positas (TFC-R003)
TFD	TFD	Arroyo Las Positas (TFC-R003) and TFD irrigation supply (TFD-IRR)
	TFD East	Arroyo Las Positas (TFC-R003)
	TFD Helipad	Arroyo Las Positas (TFC-R003)
	TFD South	Arroyo Las Positas (TFC-R003)
	TFD Southeast	Arroyo Las Positas (TFC-R003)
	TFD Southshore	Arroyo Las Positas (TFC-R003)
	TFD West	Arroyo Las Positas (TFC-R003)
	VTFD East Traffic Circle South	Treated vapor to atmosphere
	VTFD Helipad	Treated vapor to atmosphere
TFE	TFE East	Arroyo Las Positas (TFC-R003)
	TFE Hotspot	Arroyo Las Positas (TFC-R003)
	TFE Northwest	Arroyo Las Positas (TFC-R003)
	TFE Southeast	Arroyo Las Positas (TFC-R003)
	TFE Southwest	Arroyo Las Positas (TFC-R003)
	TFE West	Arroyo Las Positas (TFC-R003)
	VTFE Eastern Landing Mat	Treated vapor to atmosphere
	VTFE Hotspot	Treated vapor to atmosphere
TFG	TFG-1	Arroyo Seco (TFG-ASW)
	TFG North	Arroyo Las Positas (TFC-R003)
TFH	TF406	Arroyo Las Positas (TFC-R003)
	TF406 Northwest	Arroyo Las Positas (TFC-R003)
	VTF406 Hotspot	Treated vapor to atmosphere
	VTF511	Treated vapor to atmosphere
	TF518 North	Arroyo Las Positas (TFC-R003)
	VTF518 Perched Zone	Treated vapor to atmosphere
	TF5475-1	CRD-1 injection (W-1302-1)
	TF5475-2	Arroyo Las Positas (TFC-R003)
	TF5475-3	CRD-2 injection (W-1610)
	VTF5475	Injection (SVI-ETS-505)

[a] **See Attachment** 1 **– LLNL Livermore Site well location map, for water discharge locations to ground surface.**

Table 4A. Performance summary for groundwater, at the Livermore Site - January through December 2021.

Treatment Facility	HSU	Extraction Well	Volume of groundwater treated (Kgal)	Estimated VOC mass removed from groundwater (kg)
TFA	1B	W-262	<1	0.00
	1B	W-408	12,358	0.00
	1B	W-1001	523	0.00
	1B	W-1004	3,277	0.02
	1B/2	W-415	17,277	0.71
	2	W-109	2	<0.01
	2	W-404	16,387	0.20
	2	W-457	3,480	0.04
	2	W-518	2,367	0.11
	2	W-522	13,574	0.22
	2	W-605	3,670	0.15
	2	W-614	4,695	0.07
	2	W-714	1,206	0.02
	2	W-903	4,894	0.06
	2	W-904	7,149	0.10
	2	W-1009	5,010	0.28
	3A	W-712	914	0.06
TFA-E	1B	W-254	<1	<0.01
TFB	1B	W-610	2,474	<0.01
	1B	W-620	3,304	0.07
	1B	W-704	6,482	0.65
	2	W-357	3,457	0.47
	2	W-621	<1	<0.01
	2	W-655	1	<0.01
	2	W-1423	1,579	0.12
	2	W-2501	4,819	0.06
	2	W-2502	1,565	0.05
TFC	1B	W-701	6,705	0.83
	1B	W-1104	9,552	0.39
	1B	W-1116	236	<0.01
TFC-E	1B	W-368	997	0.10
	2	W-413	7,923	0.88
TFC-SE	1B	W-1213	2,758	0.24
	1B	W-2201	1	<0.01
	1B	W-3107	721	0.11

Table 4A. Performance summary for groundwater, at the Livermore Site - January through December 2021.

Treatment Facility	HSU	Extraction Well	Volume of groundwater treated (Kgal)	Estimated VOC mass removed from groundwater (kg)
TFD	2	W-3102	558	0.02
	3A	W-653	26	0.02
	3A	W-2011	46	<0.01
	3A	W-2101	61	0.02
	3A	W-2102	203	0.15
	3A/3B	W-1208	11,973	1.65
	4	W-351	751	1.46
	4	W-1206	8,862	0.41
	5	W-3101	2,294	0.17
TFD-E	2	W-1303	877	0.34
	2	W-1306	51	0.01
	3A	W-1301	462	0.63
	3A	W-1550	34	0.01
	3A	W-2203	3	<0.01
	3B	W-2006	8	0.02
	4	W-1307	3,610	0.55
TFD-HPD [a]	4	W-1254	1,477	0.34
TFD-S	2	W-1510	1,549	0.10
	3A/3B	W-1504	4,600	1.17
	4	W-1503	4,793	0.51
	5	W-2601	2,207	0.57
TFD-SE	2	W-1308	662	0.19
	2	W-1904	0	0.00
	2	SIP-ETC-201	0	0.00
	3A	W-2005	404	0.08
	3B	W-1403	519	0.66
	4	W-314	2,793	0.07
TFD-SS	2	W-1602	1,100	0.03
	3A	W-1603	4,757	2.50
	3B	W-1601	472	0.56
	4	W-1523	1,460	0.66
TFD-W	2	W-1215	3,862	0.18
	2	W-1216	0	0.00
	3A	W-1802	37	<0.01
	3A	W-1902	5,773	0.34

Table 4A. Performance summary for groundwater, at the Livermore Site - January through December 2021.

Treatment Facility	HSU	Extraction Well	Volume of groundwater treated (Kgal)	Estimated VOC mass removed from groundwater (kg)
TFE-E	2	W-1109	643	0.20
	2	W-1903	0	0.00
	2	W-1909	0	0.00
	2	W-2305	0	0.00
	5	W-566	2,978	0.73
TFE-HS	2	W-2105	8	<0.01
	3A	W-2801	500	0.41
TFE-NW	2	W-1409	601	0.03
	4	W-1211	2,110	0.06
TFE-SE	5	W-359	3,951	2.21
TFE-SW	2	W-1518	<1	<0.01
	3B	W-1522	476	0.36
	4	W-1520	393	0.17
	5	W-1516	4,336	0.10
TFE-W	2	W-305	5,237	0.70
	3B	W-292	2,877	0.24
TFG-1	1B/2	W-1111	2,007	0.11
TFG-N	1B	W-1806	1,016	0.04
	2	W-1807	1,959	0.22
TF406	4	W-1309	26	<0.01
	5	W-1310	5,362	0.04
TF406-NW	3A	W-1801	2,416	0.18
TF518-N [b]	4	W-1410	0	0.00
TF5475-1 [c]	3A	W-1302-2	0	0.00
TF5475-2	2/3A	W-1415	0	0.00
	5	W-1108	1,000	0.90
TF5475-3 [d]	3A	W-1605	0	0.00
	3A	W-1608	0	0.00
	4	W-1604	0	0.00
	5	W-1609	0	0.00

Table 4A. Performance summary for groundwater, at the Livermore Site - January through December 2021.

Treatment Facility	HSU	Extraction Well	Volume of groundwater treated (Kgal)	Estimated VOC mass removed from groundwater (kg)

[a] Extraction wells W-1650, W-1653, W-1655, W-1657 are not connected to TFD-HPD to facilitate the ongoing *in situ* bioremediation treatability test at the former Helipad area and may be connected if necessary (Section 3.2).
[b] TF518-N did not operate due to mixed waste disposition issues (LLNL, 2009).
[c] TF5475-1 did not operate due to mixed waste disposition issues (LLNL, 2009).
[d] TF5475-3 did not operate due to mixed waste disposition issues (LLNL, 2009).

Notes:
HSU = Hydrostratigraphic unit
kg = Kilograms
Kgal = Thousands of gallons
VOC = Volatile organic compound

Table 4B. Performance summary for soil vapor, at the Livermore Site - January through December 2021.

Treatment Facility[a]	HSU	Extraction Well	Volume of soil vapor treated (Kcf)	Estimated VOC mass removed from soil vapor (kg)
VTFD-ETCS	1B	W-ETC-2003	19,868	0.28
	1B/2	W-ETC-2004A	1,225	0.06
	2	W-1904	0	0.00
	2	W-ETC-2004B	5,003	0.93
	2	SIP-ETC-201	0	0.00
VTFE-ELM	1B	W-543-1908	0	0.00
	2	W-1903	<1	<0.01
	2	W-1909	22	<0.01
	2	W-2305	<1	<0.01
	2	W-543-001	0	0.00
	2	W-543-003	16,248	1.19
VTFE-HS	1B/2	W-ETS-2008B	4,269	0.03
	1B/2	W-ETS-2010A	5,425	0.01
	2	W-2105	273	<0.01
	2	W-ETS-2009	5,560	0.03
	2	W-ETS-2010B	10,095	0.12
	2	W-3203	5,474	0.28
VTF406-HS	1B/2	W-514-2007A	0	0.00
	2/5	W-514-2007B	6,602	0.46
	5	W-217	9,229	2.02
VTF511	1B	W-2207A	<1	<0.01
	2	W-2204	0	0.00
	2	W-2205	0	0.00
	2	W-2206	0	0.00
	2	W-2208A	<1	<0.01
	2/3A	W-2207B	8,641	0.34
	2/3A	W-2208B	8,240	2.23
VTF518-PZ	1B/2	W-1615	607	1.26
	2	W-2215A	0	0.00
	2	W-518-1913	115	0.31
	2	W-518-1915	532	0.32
	2	SVB-518-204	15,350	0.31
	5	W-2215B	15,454	1.74

Table 4B. Performance summary for soil vapor, at the Livermore Site - January through December 2021.

Treatment Facility[a]	HSU	Extraction Well	Volume of soil vapor treated (Kcf)	Estimated VOC mass removed from soil vapor (kg)
VTF5475 [b]	1B/2	W-ETS-507	0	0.00
	2	W-2303	0	0.00
	2	SVI-ETS-504	0	0.00
	2/3A	W-2211	0	0.00
	2/3A	W-2302	0	0.00
	3A	W-1605	0	0.00
	3A	W-1608	0	0.00
	3A	W-2212	0	0.00

[a] Extraction wells W-1650, W-1651, W-1652, W-1653, W-1654, W-1655, W-1656, W-1657, W-HPA-002A, and W-HPA-002B, previously connected to VTFD-HPD, were secured in 2010 to facilitate the ongoing *in situ* bioremediation treatability test at the former Helipad area (Section 3.2).

[b] VTF5475 did not operate due to mixed waste disposition issues (LLNL, 2009).

Notes:
HSU = Hydrostratigraphic unit
Kcf = Thousands of cubic feet
kg = Kilograms
VOC = Volatile organic compound

Table 5. 2021 summary of treatment facility operations.

Area	Treatment facility	Operated?	In compliance?	Facility highlights
TFA	**TFA**	Yes	Yes	• None
	TFA East	Yes	Yes	• TFA East was secured on March 31 and remained off for the rest of the year due to lack of groundwater in extraction well W-254, the soul source of water for this facility.
TFB	**TFB**	Yes	Yes	• TFB extraction wells W-357 and W-704 were secured on October 5 and remained off the rest of the year to repair a section of treatment facility process piping beneath West Perimeter Drive.
TFC	**TFC**	Yes	Yes	• TFC extraction wells W-701 and W-1116 were upgraded to the standard wellhead completion and water-level-based control to optimize hydraulic capture.
	TFC East	Yes	Yes	• TFC East was secured from mid-July to early October due to nearby construction activities.
	TFC Southeast	Yes	Yes	• None
TFD	**TFD**	Yes	No	• The Bay Area Air Quality Management District (BAAQMD) monthly photoionization detector readings from the compliance monitoring ports were inadvertently collected 3 days late in October. DOE/LLNL informed the BAAQMD Permit Engineer on October 14. On October 19, the BAAQMD Compliance Division Inspector determined that enforcement action was not necessary because there were no emission exceedances.
	TFD East	Yes	No	• TFD East was secured from late July to early August as a precautionary measure during nearby drilling activities (Section 3.3). • The BAAQMD monthly photoionization detector readings from the compliance monitoring ports were inadvertently collected 3 days late in October. DOE/LLNL informed the BAAQMD Permit Engineer on October 14. On October 19, the BAAQMD Compliance Division Inspector determined that enforcement action was not necessary because there were no emission exceedances.
	TFD Helipad	Yes	No	• TFD Helipad was secured in late April to replace the air stripper. Testing of the air stripper was completed in late July, however, restart of the facility was delayed to late September due to hydraulic testing in the area and routine drainage channel maintenance. • The Bay Area Air Quality Management District (BAAQMD) monthly photoionization detector readings from the compliance monitoring ports were inadvertently collected 1 day late in October. DOE/LLNL informed the BAAQMD Permit Engineer on October 14. On October 19, the BAAQMD Compliance Division Inspector determined that enforcement action was not necessary because there were no emission exceedances.
	TFD South	Yes	Yes	• None

Table 5. 2021 summary of treatment facility operations.

Area	Treatment facility	Operated?	In compliance?	Facility highlights
	TFD Southeast	Yes	Yes	• TFD Southeast was secured in early January in support of hydraulic testing in the area. While the facility was secured, a new air stripper was installed, and the facility was restarted in early March.
	TFD Southshore	Yes	Yes	• None
	TFD West	Yes	Yes	• TFD West was secured in late July to replace the air stripper. Testing of the air stripper and restart of the facility were delayed to late October in support of hydraulic testing in the area and routine drainage channel maintenance.
	VTFD East Traffic Circle South	Yes	Yes	• None
	VTFD Helipad	No	-	• VTFD Helipad did not operate in 2021 to facilitate the TFD Helipad *in situ* bioremediation ESAR treatability test (Section 3.2). Restart of VTFD Helipad will depend upon residual VOC concentrations in the subsurface once the ESAR test is complete.
TFE	**TFE East**	Yes	Yes	• TFE East was secured in late September to replace the air stripper. Testing of the air stripper and restart of the facility were complete in late December.
	TFE Hotspot	Yes	Yes	• TFE Hotspot was secured from late January to mid-February in support of hydraulic testing in the area.
	TFE Northwest	Yes	Yes	• TFE Northwest was secured from mid-January to mid-March to replace the pipeline to extraction well W-1211.
	TFE Southeast	Yes	Yes	• TFE Southeast was secured in mid-November due to a failed groundwater extraction well pump in W-359, the soul source of water for this facility. The groundwater pump was replaced in December and restart of the facility is expected in early January 2022.
	TFE Southwest	Yes	Yes	• TFE Southwest was secured from late January to mid-February and in August in support of hydraulic testing in the area.
	TFE West	Yes	Yes	• None
	VTFE Eastern Landing Mat	Yes	Yes	• VTFE Eastern Landing Mat was secured from mid-February to early March 2021 due to a failed component of the soil vapor extraction blower. The blower was replaced, and the facility was restarted.
	VTFE Hotspot	Yes	Yes	• None
TFG	**TFG-1**	Yes	Yes	• None
	TFG North	Yes	Yes	• None
TFH	**TF406**	Yes	Yes	• TF406 was secured from late December 2020 to mid-March 2021 to replace the air stripper. • TF406 was secured in early August in support of hydraulic testing in the area. Hydraulic testing was completed in mid-August; however, restart of the facility was delayed to late September due to routine drainage channel maintenance.

Table 5. 2021 summary of treatment facility operations.

Area	Treatment facility	Operated?	In compliance?	Facility highlights
	TF406 Northwest	Yes	Yes	• TF406 Northwest extraction well W-1801 was redeveloped using glycolic acid in June to mitigate biofouling of the well screen and restore the sustainable yield. • TF406 Northwest was secured in mid-August in support of hydraulic testing in the area. Hydraulic testing was completed in late August; however, restart of the facility was delayed to late September due to routine drainage channel maintenance.
	VTF406 Hotspot	Yes	No	• The BAAQMD monthly photoionization detector readings from the compliance monitoring ports were inadvertently collected 3 days late in October. DOE/LLNL informed the BAAQMD Permit Engineer on October 14. On October 19, the BAAQMD Compliance Division Inspector determined that enforcement action was not necessary because there were no emission exceedances.
	VTF511	Yes	Yes	• None
	TF518 North	No	-	• TF518 North did not operate during 2021 due to mixed waste issues (LLNL, 2009).
	VTF518 Perched Zone	Yes	Yes	• None
	TF5475-1	No	-	• TF5475-1 did not operate during 2021 due to mixed waste issues (LLNL, 2009).
	TF5475-2	Yes	Yes	• None
	TF5475-3	No	-	• TF5475-3 did not operate during 2021 due to mixed waste issues (LLNL, 2009).
	VTF5475	No	-	• VTF5475 did not operate during 2021 due to mixed waste issues (LLNL, 2009).

Notes:

- = Not applicable.
ESAR = Enhanced Source Area Remediation.
TF = Ground water treatment facility.
VOC = Volatile organic compound.
VTF = Soil vapor treatment facility.

Appendix A

Well construction and closure data

Table A-1. Well construction data, LLNL Livermore Site and vicinity, Livermore, California.

Well	Well type	Date completed	Borehole depth (ft)	Casing depth (ft)	Screen position	Screen interval (ft)	HSU	Initial flow rate (gpm)
W-001	GW Monitor	21-Oct-80	122.5	116	1	95-100	1B	6
					2	104-114	2	6
W-001A	GW Monitor	12-Apr-84	180	156	1	145-156	2	5.3
W-002	GW Monitor	29-Aug-80	102.5	101	1	86-101	1B	2.8
W-002A	GW Monitor	2-Apr-84	185	164	1	150-164	2	9.3
W-004	GW Monitor	28-Jul-80	92	92	1	75-90	1B	7
W-005	GW Monitor	24-Oct-80	93.5	90	1	56-71	1B	7
					2	81-86	1B	7
W-005A	GW Monitor	9-Apr-84	115	105	1	95-105	2	11.5
W-008	GW Monitor	14-May-81	110	105	1	72-77	3A	7
					2	92-102	3B	7
W-011	GW Monitor	3-Jun-81	252	191	1	136-141	5	8.5
					2	177-187	5	8.5
W-012	GW Monitor	14-Aug-80	115.8	115	1	99-114	2	5
W-016	GW Monitor	30-Oct-80	122.7	119	1	NA	NA	NA
W-017	GW Monitor	8-Oct-80	114	109	1	94-109	5	0.4
W-017A	GW Monitor	20-May-81	181.4	160	1	127-132	7	5.5
					2	147-157	7	5.5
W-101	GW Monitor	25-Jan-85	77	72	1	62-72	1B	2
W-102	GW Monitor	14-Feb-85	396.5	171.5	1	151.5-171.5	2	6.6
W-103	GW Monitor	14-Feb-85	96	89.5	1	79.5-89.5	1B	6.2
W-104	GW Monitor	21-Feb-85	61.5	56.5	1	38.75-56.5	1B	3.1
W-105	GW Monitor	26-Feb-85	69	62	1	42-62	1B	1
W-106	GW Monitor	6-Mar-85	144	134.5	1	127.5-134.5	5	0.3
W-107	GW Monitor	13-Mar-85	128	122	1	115-122	5	2.5
W-108	GW Monitor	21-Mar-85	113.5	69	1	57-69	1A	13
W-109	GW Extraction	2-Apr-85	289	147	1	137-147	2	13
W-110	GW Monitor	26-Apr-85	371	365	1	340-365	5	16
W-111	GW Monitor	2-May-85	122	117	1	97-117	2	3.4
W-112	GW Monitor	10-May-85	129	123.5	1	111-123.5	5	3.5
W-113	GW Monitor	16-May-85	124	115	1	100-115	5	0.4
W-114	GW Monitor	23-May-85	70.5	66	1	51-63	1B	0.5
W-115	GW Monitor	3-Jun-85	106	95	1	88-95	1B	5.4
W-116	GW Monitor	14-Jun-85	181	92.6	1	86-91	1B	0.3

Table A-1. Well construction data, LLNL Livermore Site and vicinity, Livermore, California.

Well	Well type	Date completed	Borehole depth (ft)	Casing depth (ft)	Screen position	Screen interval (ft)	HSU	Initial flow rate (gpm)
W-117	GW Monitor	27-Jun-85	202	150.1	1	138-148	7	6
W-118	GW Monitor	19-Jul-85	206.5	110	1	99-110	2	10
W-119	GW Monitor	2-Aug-85	139	102.5	1	87.5-102.5	2	9
W-120	GW Monitor	19-Aug-85	195	153	1	147-153	2	3.5
W-121	GW Monitor	23-Aug-85	194	171	1	159-171	2	6
W-122	GW Monitor	17-Aug-85	189	132	1	125-132	2	13.4
W-123	GW Monitor	1-Oct-85	174	47.7	1	37.3-47.7	1A	6
W-141	GW Monitor	23-Mar-85	61.5	60	1	45-60	1B	0.5
W-142	GW Monitor	29-Mar-85	74.2	72	1	62-72	2	0.5
W-143	GW Monitor	12-Apr-85	130	126	1	121-126	2	6
W-146	GW Monitor	16-Jul-85	225	125	1	115-125	2	9.4
W-147	GW Monitor	26-Jul-85	137	87	1	77-87	1B	0.5
W-148	GW Monitor	8-Aug-85	152	98	1	83-98	1B	0.5
W-151	GW Monitor	30-Sep-85	247	158	1	148.5-157.5	2	8
W-201	GW Monitor	17-Oct-85	211	161	1	151-161	2	14
W-202	GW Monitor	7-Nov-85	191	109	1	99-109	2	0.4
W-204	GW Monitor	22-Nov-85	160	110	1	100-110	2	2.5
W-205	GW Monitor	9-Dec-85	180	117	1	107-117	3B	0.3
W-206	GW Monitor	19-Dec-85	188	118	1	106-118	3A	NA
W-207	GW Monitor	24-Jan-86	150	85	1	69-85	2	0.4
W-210	GW Monitor	11-Mar-86	176	113	1	108-113	3B	0.3
W-212	GW Monitor	28-Mar-86	183	136	1	124-136	5	1.3
W-213	GW Monitor	4-Apr-86	174	100	1	94-100	1B	4
W-214	GW Monitor	11-Apr-86	146	141.5	1	134-141.5	2	18
W-217	SV Extraction	20-May-86	200	112.5	1	98.5-112.5	5	0.3
W-218	GW Monitor	30-May-86	201	71	1	64.5-71	1B	10
W-219	GW Monitor	13-Jun-86	214	148	1	141-148	5	4.5
W-220	GW Monitor	25-Jun-86	196	92.5	1	82.5-92.5	2	0.4
W-221	GW Monitor	7-Jul-86	178	95	1	82-95	3A	2
W-222	GW Monitor	17-Jul-86	197	83	1	63-83	2	15
W-223	GW Monitor	15-Aug-86	202	153	1	146-153	2	4.2
W-224	GW Monitor	26-Aug-86	199	88	1	78-88	2	8.1
W-225	GW Monitor	9-Sep-86	238	166	1	152-166	5	4.2
W-226	GW Monitor	25-Sep-86	173	86	1	71-86	1B	0.5

Table A-1. Well construction data, LLNL Livermore Site and vicinity, Livermore, California.

Well	Well type	Date completed	Borehole depth (ft)	Casing depth (ft)	Screen position	Screen interval (ft)	HSU	Initial flow rate (gpm)
W-251	GW Monitor	3-Oct-85	50	47.5	1	35.5-47.5	1A	7.9
W-252	GW Monitor	18-Oct-85	197	126	1	108-126	2	6
W-253	GW Monitor	30-Oct-85	180	128	1	112.5-128	2	2.3
W-254	GW Extraction	21-Nov-85	277	89	1	82-89	1B	2
W-255	GW Monitor	5-Dec-85	187	124	1	115-124	5	10
W-256	GW Monitor	19-Dec-85	187	137	1	132-137	5	6
W-257	GW Monitor	15-Jan-86	197	96.5	1	82.5-96.5	2	0.5
W-258	GW Monitor	31-Jan-86	157	121.5	1	116.5-121.5	3A	NA
W-259	GW Monitor	7-Feb-86	200	99	1	93.5-99	2	0.3
W-260	GW Monitor	27-Feb-86	215	151	1	141-151	2	5.1
W-261	GW Monitor	12-Mar-86	225	118.5	1	109-118.5	5	0.5
W-262	GW Extraction	20-Mar-86	256	100	1	91-100	1B	12
W-263	GW Monitor	7-Apr-86	146	130	1	123-130	2	3
W-264	GW Monitor	14-Apr-86	170	151	1	141-151	2	15
W-265	GW Monitor	25-Apr-86	216	211	1	205-211	3B	2.5
W-267	GW Monitor	27-May-86	196	179	1	172.5-179	3A	3.3
W-268	GW Monitor	4-Jun-86	213	150.5	1	138-150.5	5	6
W-269	GW Monitor	16-Jun-86	185	92	1	79-92	1B	6.8
W-270	GW Monitor	26-Jun-86	185	127	1	113-127	5	0.3
W-271	GW Monitor	7-Jul-86	201	112	1	105-112	2	7.2
W-272	GW Monitor	18-Jul-86	226	110	1	95-110	2	1.3
W-273	GW Monitor	11-Aug-86	203	84	1	64-84	2	3.4
W-274	Dual Extraction	21-Aug-86	217	95	1	90-95	2	NA
W-275	GW Monitor	5-Sep-86	262	184	1	179-184	5	5.9
W-276	GW Monitor	17-Sep-86	267	170	1	153.5-169.5	3A	12
W-277	GW Monitor	3-Oct-86	254	169	1	163-169	3B	6
W-290	GW Monitor	8-Jul-86	181	126	1	119.5-126	5	0.3
W-291	GW Monitor	24-Jul-86	194	137	1	127-137	5	0.3
W-292	GW Extraction	10-Aug-86	250	184.5	1	176-184.5	3B	NA
W-293	GW Monitor	27-Aug-86	229	155	1	145-155	5	5
W-294	GW Monitor	15-Sep-86	251	139	1	122-139	5	6
W-301	GW Monitor	7-Oct-86	203	141	1	136-141	2	10
W-302	GW Monitor	22-Oct-86	191	83.5	1	78-83.5	1B	2
W-303	GW Monitor	28-Oct-86	197	128	1	124-128	2	24

Table A-1. Well construction data, LLNL Livermore Site and vicinity, Livermore, California.

Well	Well type	Date completed	Borehole depth (ft)	Casing depth (ft)	Screen position	Screen interval (ft)	HSU	Initial flow rate (gpm)
W-304	GW Monitor	12-Nov-86	207	200	1	195-200	4	0.7
W-305	GW Extraction	18-Nov-86	146	138	1	128-138	2	16.2
W-306	GW Monitor	4-Dec-86	207	110	1	98-110	2	8.3
W-307	GW Monitor	15-Dec-86	214	102	1	93-102	1B	1.4
W-308	GW Monitor	13-Jan-87	194	113	1	107-113	2	2.4
W-310	GW Monitor	4-Feb-87	202	184.5	1	176.5-184.5	3A	20
W-311	GW Monitor	20-Feb-87	226.5	147.5	1	134.5-147.5	3A	NA
W-312	GW Monitor	5-Mar-87	224.5	168	1	160-168	4	16.7
W-313	GW Monitor	12-Mar-87	99	85	1	80-85	2	7.8
W-314	GW Extraction	20-Mar-87	228	142	1	129-142	4	19
W-315	GW Monitor	3-Apr-87	215	156	1	141-156	3A	15
W-316	GW Monitor	15-Apr-87	196	72	1	68-71	2	7
W-317	GW Monitor	20-Apr-87	100	95	1	88-95	2	14
W-318	GW Monitor	28-Apr-87	200	81	1	74-81	2	6
W-319	GW Monitor	5-May-87	198	125	1	119-125	3A	15
W-320	GW Monitor	11-May-87	106	99	1	94-99	2	5
W-321	GW Monitor	29-May-87	356	321.5	1	305-321.5	5	17
W-322	GW Monitor	1-Jul-87	565.5	152	1	142-152	2	8
W-323	GW Monitor	4-Aug-87	200	127	1	122-127	2	5.6
W-324	GW Monitor	17-Aug-87	219	189	1	184-189	3A	15
W-325	GW Monitor	28-Aug-87	312	170	1	158-170	3A	10
W-351	GW Extraction	17-Oct-86	191	152	1	146-152	4	6.5
W-353	GW Monitor	12-Nov-86	205	101	1	95.5-101	2	2.4
W-354	GW Monitor	24-Nov-86	185	179	1	163-179	4/5	17.6
W-355	GW Monitor	5-Dec-86	202	107	1	102-107	2	1.7
W-356	GW Monitor	18-Dec-86	237	137	1	133-137	3B	5
W-357	GW Extraction	12-Jan-87	197	123	1	107-123	2	13.6
W-359	GW Extraction	10-Feb-87	195	150.5	1	138-150.5	5	5
W-362	GW Monitor	13-Mar-87	151	145	1	131-145	4	15
W-363	GW Monitor	24-Mar-87	195	129	1	117-129	3A	6
W-364	GW Monitor	31-Mar-87	195	165	1	155-165	3B	6.5
W-365	GW Monitor	9-Apr-87	187	125	1	120-125	2	10
W-366	GW Monitor	20-Apr-87	273	251	1	240-251	4	17.6

Table A-1. Well construction data, LLNL Livermore Site and vicinity, Livermore, California.

Well	Well type	Date completed	Borehole depth (ft)	Casing depth (ft)	Screen position	Screen interval (ft)	HSU	Initial flow rate (gpm)
W-368	GW Extraction	6-May-87	206	78	1	70-78	1B	3.5
W-369	GW Monitor	14-May-87	204	113	1	107-113	2	7
W-370	GW Monitor	29-May-87	286	208	1	196.5-208	4	10
W-371	GW Monitor	12-Jun-87	233	162	1	155-162	3A	5
W-372	GW Monitor	25-Jun-87	218	152.5	1	147.5-152.5	4	7.5
W-373	GW Monitor	6-Jul-87	178	99	1	89-99	1B	9
W-375	GW Monitor	29-Jul-87	223	71	1	65-71	2	0.4
W-376	GW Monitor	27-Aug-87	249	172	1	162-172	2	4
W-377	GW Monitor	4-Sep-87	159	144	1	141.5-144	2	0.5
W-378	GW Monitor	9-Sep-87	155	150	1	146-150	2	0.5
W-379	GW Monitor	14-Sep-87	155	150	1	146-150	2	0.5
W-380	GW Monitor	1-Oct-87	195	182	1	170-182	3A	9.1
W-401	GW Monitor	5-Nov-87	159	153	1	109-153	2	18
W-402	GW Monitor	13-Oct-87	104	102	1	92-102	1B	20
W-403	GW Monitor	16-Nov-87	585	495	1	485-495	7	15
W-404	GW Extraction	4-Dec-87	245	158	1	150-158	2	20
W-405	GW Monitor	4-Jan-88	244	162	1	132-162	2	20
W-406	GW Monitor	20-Jan-88	213	94	1	79-84	1B	5
W-407	GW Monitor	4-Feb-88	215	205	1	192-205	3A	10
W-408	GW Extraction	16-Feb-88	131	122.5	1	103-122.5	1B	20
W-409	GW Monitor	7-Mar-88	272	78	1	71-78	1B	20
W-410	GW Monitor	30-Mar-88	369	205	1	193-205	3A	16
W-411	GW Monitor	12-Apr-88	192	138	1	131-138	2	20
W-412	GW Monitor	18-Apr-88	104	74	1	67-74	1B	4
W-413	GW Extraction	28-Apr-88	163	115	1	100-115	2	12
W-415	GW Extraction	12-Aug-88	205	183.7	1	79-179	1B/2	50
W-416	GW Monitor	10-Jun-88	152	80.5	1	72-80.5	1B	20
W-417	GW Monitor	20-Jun-88	152	60	1	51-60	1B	5
W-418	GW Monitor	24-Jun-88	124	124	1	108-118	2	0.5
W-419	GW Monitor	29-Jun-88	82	82	1	62.5-75.5	1B	0.5
W-420	GW Monitor	26-Jul-88	127	111	1	105-111	2	4
W-421	GW Monitor	23-Aug-88	181	90	1	75-90	1B	5
W-422	GW Monitor	2-Sep-88	203	139.5	1	133-139.5	2	9
W-423	GW Monitor	9-Sep-88	308	118	1	106-118	2	19

Table A-1. Well construction data, LLNL Livermore Site and vicinity, Livermore, California.

Well	Well type	Date completed	Borehole depth (ft)	Casing depth (ft)	Screen position	Screen interval (ft)	HSU	Initial flow rate (gpm)
W-424	GW Monitor	4-Oct-88	208	144	1	137-144	3A	6
W-446	GW Monitor	18-Dec-87	202	196	1	186-196	3A	0.5
W-447	GW Monitor	05-Feb-88	353	274	1	256-274	4	8
W-448	GW Monitor	17-Feb-88	235	127.5	1	120.5-127.5	2	20
W-449	GW Monitor	7-Mar-88	172	165	1	152-165	2	6
W-450	GW Monitor	21-Mar-88	300	200	1	193-200	5	6
W-451	GW Monitor	6-Apr-88	202	112	1	106-112	2	3
W-452	GW Monitor	15-Apr-88	210	79.5	1	64-79.5	1B	7
W-453	GW Monitor	27-Apr-88	185	130	1	121-130	2	8
W-454	GW Monitor	9-May-88	196	83	1	73-83	1B	3
W-455	GW Monitor	19-May-88	184	162.5	1	148-162.5	2	5
W-457	GW Extraction	22-Jun-88	289	149.5	1	130-149.5	2	20
W-458	GW Monitor	30-Jun-88	212.5	116	1	108-116	2	2
W-459	GW Monitor	20-Jul-88	76	73	1	59.5-73	1B	0.5
W-461	GW Monitor	16-Aug-88	133	50.5	1	41.5-50.5	2	0.5
W-462	GW Monitor	12-Sep-88	385	337	1	331-336.5	5	10
W-463	GW Monitor	16-Sep-88	93	92.8	1	87-92.5	1B	20
W-464	GW Monitor	30-Sep-88	253	104.5	1	96-104.5	2	7
W-481	GW Monitor	4-Nov-87	224.5	105	1	100-105	1B	2
W-482	GW Monitor	15-Jan-88	218	170	1	165-170	2	0.5
W-483	GW Monitor	26-Jan-88	140	130	1	115-130	2	0.5
W-484	GW Monitor	11-Feb-88	255	188	1	185-188	3A	0.5
W-485	GW Monitor	25-Feb-88	249	157	1	151-157	2	0.5
W-486	GW Monitor	11-Mar-88	167	110	1	100-108	2	6
W-487	GW Monitor	17-Mar-88	180	151	1	148-151	3B	5
W-501	GW Monitor	13-Oct-88	174	92	1	84-92	1B	6
W-502	GW Monitor	25-Oct-88	158	59	1	55-59	1B	0.5
W-503	GW Monitor	2-Nov-88	187	80	1	74-80	1B	2
W-504	GW Monitor	21-Nov-88	358	167	1	157-167	2	8
W-505	GW Monitor	15-Dec-88	278	180	1	167-180	2/3A	18
W-506	GW Monitor	22-Dec-88	120	115	1	101-115	1B	9
W-507	GW Monitor	18-Jan-89	158	139	1	129-139	2	15
W-508	GW Monitor	17-Feb-89	316	306	1	287-305	7	18
W-509	GW Monitor	3-Mar-89	305	184	1	179-184	5	2

Table A-1. Well construction data, LLNL Livermore Site and vicinity, Livermore, California.

Well	Well type	Date completed	Borehole depth (ft)	Casing depth (ft)	Screen position	Screen interval (ft)	HSU	Initial flow rate (gpm)
W-510	GW Monitor	15-Mar-89	300	119.1	1	111-119	2	0.5
W-511	GW Monitor	31-Mar-89	316	176	1	167-176	3B	2
W-512	GW Monitor	13-Apr-89	261	176.5	1	166-176	5	2.5
W-513	GW Monitor	26-Apr-89	259	115	1	102-115	2	1
W-514	GW Monitor	17-May-89	386	115.5	1	92-115.5	1B	2
W-515	GW Monitor	30-May-89	211	78	1	68-78	1B	3
W-516	GW Monitor	9-Jun-89	203	119	1	114-119	2	10
W-517	GW Monitor	20-Jun-89	215	88.2	1	80-88	1B	8
W-518	GW Extraction	8-Aug-89	251	139.3	1	131-139	2	6.7
W-519	GW Monitor	14-Aug-89	186.5	80.6	1	60-80.5	1B	20
W-520	GW Extraction	30-Aug-89	160	101.5	1	94-101.5	1B	10
W-521	GW Monitor	13-Sep-89	166	95.4	1	86-95	1B	1.5
W-522	GW Extraction	5-Oct-89	145.5	141.5	1	134-141.5	2	16
W-551	GW Monitor	18-Oct-88	308	155.5	1	151-155.5	2	9
W-552	GW Monitor	25-Oct-88	70.5	64.5	1	48.5-64	1B	15
W-553	GW Monitor	3-Nov-88	186	106.5	1	99-106.5	2	2
W-554	GW Monitor	22-Nov-88	239	141.5	1	126.5-141.4	2	15
W-555	GW Monitor	5-Dec-88	122	116.5	1	102.5-116.5	1B	14.5
W-556	GW Monitor	15-Dec-88	192	81.5	1	76-81.5	1B	15
W-557	GW Monitor	22-Dec-88	122.5	118	1	102-118	2	10
W-558	GW Monitor	17-Jan-89	117	110.5	1	101-110.5	1B	20.5
W-559	GW Monitor	24-Jan-89	105	100	1	93-100	1B	1.2
W-560	GW Monitor	7-Feb-89	263	206.5	1	201-206.5	3B	5
W-561	GW Monitor	23-Feb-89	180	152	1	143-152	5	1
W-562	GW Monitor	8-Mar-89	263	158.5	1	145-158	5	1.5
W-563	GW Monitor	17-Mar-89	192	105.5	1	95-105	2	8
W-564	GW Monitor	30-Mar-89	184	85	1	79.5-85	1B	3.5
W-565	GW Monitor	6-Apr-89	177	82.5	1	75-82.5	1B	15
W-566	GW Extraction	19-Apr-89	317	207.5	1	197-207	5	15
W-567	GW Monitor	27-Apr-89	194	61.5	1	51-61	1B	10.5
W-568	GW Monitor	5-Jun-89	156	101	1	97-101	2	10
W-569	GW Monitor	16-May-89	215	109.5	1	101-109.5	2	3
W-570	GW Monitor	9-Jun-89	180	175	1	161-175	5	2
W-571	GW Monitor	15-Jun-89	223.5	107.5	1	102-107	1B	20

Table A-1. Well construction data, LLNL Livermore Site and vicinity, Livermore, California.

Well	Well type	Date completed	Borehole depth (ft)	Casing depth (ft)	Screen position	Screen interval (ft)	HSU	Initial flow rate (gpm)
W-592	GW Monitor	12-Dec-88	136.5	113	1	101-112	2	1.2
W-593	GW Monitor	6-Feb-89	159	92.5	1	82-92.5	3A	2.1
W-594	GW Monitor	27-Feb-89	156	61	1	55-61	2	0.5
W-601	GW Extraction	13-Oct-89	146	96	1	88-96	1B	12
W-602	GW Extraction	6-Nov-89	268	100.2	1	90-100	1B	11
W-603	GW Extraction	15-Nov-89	150	147	1	141-147	2	6
W-604	GW Monitor	27-Nov-89	111	83	1	76-82	1B	0.4
W-605	GW Extraction	8-Dec-89	246	136	1	130-136	2	5
W-606	GW Monitor	21-Dec-89	145	89	1	73-89	1B	0.4
W-607	GW Monitor	24-Jan-90	186	55.1	1	49-55	1B	2
W-608	GW Monitor	7-Feb-90	162	66.3	1	55-66	1B	2
W-609	GW Extraction	21-Feb-90	120	112	1	104-112	2	3
W-610	GW Extraction	16-Mar-90	453	84.5	1	69-84.5	1B	5
W-611	GW Monitor	4-Apr-90	161	98	1	87.5-98	1B	3
W-612	GW Monitor	19-Apr-90	222	137	1	126-136	2	10
W-613	GW Monitor	2-May-90	93	88	1	81.5-88	1B	4.5
W-614	GW Extraction	18-May-90	262	123	1	100-123	2	6
W-615	GW Monitor	1-Jun-90	121	99.3	1	91-99	1B	5
W-616	GW Monitor	14-Jun-90	255	188	1	178-188	3A	4
W-617	GW Monitor	26-Jun-90	200	110	1	103-110	2	3
W-618	GW Monitor	17-Jul-90	357	205	1	201-205	3B	3
W-619	GW Monitor	7-Aug-90	330	252	1	232-252	3B/4	20
W-620	GW Extraction	30-Aug-90	206	88.5	1	75-88.5	1B	6
W-621	GW Extraction	9-Sep-90	149	120	1	113-120	2	3.5
W-622	GW Monitor	28-Sep-90	206	112.25	1	104-112	5	0.3
W-651	GW Monitor	22-Feb-90	155	89	1	82-89	1B	0.4
W-652	GW Monitor	15-Mar-90	318	256	1	245-256	7	2
W-653	GW Extraction	29-Mar-90	225	128	1	122-128	3A	1
W-654	GW Monitor	11-Apr-90	240	158	1	140-158	2	20
W-655	GW Extraction	25-Apr-90	193	130	1	121-129.5	2	15
W-701	GW Extraction	10-Oct-90	159	86	1	74-86	1B	14
W-702	GW Monitor	24-Oct-90	180.5	95	1	77-95	1B	4
W-703	GW Monitor	3-Dec-90	586	325	1	298-325	5	NA
W-704	GW Extraction	2-Feb-91	135	107	1	67-76	1B	20

Table A-1. Well construction data, LLNL Livermore Site and vicinity, Livermore, California.

Well	Well type	Date completed	Borehole depth (ft)	Casing depth (ft)	Screen position	Screen interval (ft)	HSU	Initial flow rate (gpm)
					2	88-97	1B	20
W-705	GW Monitor	26-Dec-90	126	90	1	77-90	1B	1
W-706	GW Monitor	25-Jan-91	178	85	1	71-85	1B	NA
W-712	GW Extraction	28-Aug-91	200	185.5	1	170-185.5	3A	8
W-714	GW Extraction	5-Dec-91	128.5	128	1	107-128	2	NA
W-750	GW Monitor	10-Apr-91	152	150	1	130-150	5	NA
W-901	GW Monitor	24-Feb-93	97.8	88	1	80-83	1B	1
W-902	GW Monitor	22-Jan-93	95.5	88	1	80-83	1B	1
W-903	GW Extraction	28-Apr-93	223	145	1	132-140	2	20
W-904	GW Extraction	6-May-93	212	154	1	121-133	2	30
					2	140-149	2	30
W-905	GW Monitor	7-Apr-93	221	144.5	1	134-144	2	3.5
W-908	GW Monitor	17-Aug-93	239	197	1	180-197	5/6	0.4
W-909	GW Monitor	11-Nov-93	252	113.5	1	80.5-113.5	2	2.5
W-911	GW Monitor	20-Sep-93	180	113.65	1	73.65-108.65	2	1.5
W-912	GW Monitor	7-Sep-93	239	174	1	168-174	5	3.5
W-913	GW Monitor	24-Nov-93	454	255	1	235-255	4	30
W-1001	GW Extraction	15-Dec-93	105	92	1	85-92	1B	1.5
W-1002	GW Monitor	12-Nov-93	293	260	1	246-260	5	20
W-1003	GW Monitor	2-Feb-94	184	147	1	140-147	2	1.5
W-1004	GW Extraction	23-Feb-94	100	97	1	71-91	1B	5
W-1008	GW Monitor	13-Apr-94	246	238	1	229.5-238	7	9.5
W-1009	GW Extraction	27-Apr-94	191	140	1	134-140	2	25
W-1010	GW Monitor	24-May-94	463	142	1	130-142	2	25
W-1011	GW Monitor	6-Jun-94	106	89	1	75-89	1B	2
W-1012	GW Monitor	20-Jun-94	161	117	1	96-112	2	2.5
W-1013	GW Monitor	29-Jun-94	147	73	1	65-73	1B	1.5
W-1014	GW Monitor	12-Jul-94	99	89	1	65-89	1B	30
W-1015	GW Extraction	10-Aug-94	437	94	1	84-94	1B	25
W-1101	GW Monitor	10-Nov-94	200	79	1	76-79	1B	1
W-1102	GW Extraction	29-Nov-94	163	95.6	1	76-94	1B	11
W-1103	GW Extraction	15-Dec-94	200	82	1	70-82	1B	4.5
W-1104	GW Extraction	18-Jan-95	165	99.3	1	77-87	1B	35
					2	92-98	1B	35

Table A-1. Well construction data, LLNL Livermore Site and vicinity, Livermore, California.

Well	Well type	Date completed	Borehole depth (ft)	Casing depth (ft)	Screen position	Screen interval (ft)	HSU	Initial flow rate (gpm)
W-1105	GW Monitor	18-Jan-95	105	93	1	78-93	1B	3.75
W-1106	GW Monitor	17-Jan-95	245	86	1	76-85	1B	17.5
W-1107	GW Monitor	6-Mar-95	199.5	93	1	74-88	1B	1.5
W-1108	GW Extraction	17-Mar-95	250	156	1	142-156	5	22.5
W-1109	GW Extraction	11-Apr-95	121	113	1	94-113	2	6.5
W-1110	GW Monitor	4-Apr-95	252	92.9	1	68-92	1B	NA
W-1111	GW Extraction	1-June-95	152	129	1	88-108	1B/2	NA
					2	120-124	2	NA
W-1112	GW Monitor	28-Jun-95	263	210	1	201-210	5	NA
W-1113	GW Monitor	12-Jul-95	260	214	1	204-214	5	NA
W-1115	GW Monitor	12-Oct-95	126.5	118	1	108-118	3A	0.5
W-1116	GW Extraction	17-Aug-95	214.8	101	1	72-98	1B	NA
W-1117	GW Monitor	21-Aug-96	154	132.2	1	122-132	3A	1
W-1118	GW Monitor	27-Sep-95	225	125	1	115-125	3A	NA
W-1201	GW Monitor	18-Oct-95	225	133	1	125-133	3A	1
W-1202	GW Monitor	25-Oct-95	99.3	99	1	83-99	2	5
W-1203	GW Monitor	7-Nov- 95	224	206.2	1	196-206	5	18
W-1204	GW Monitor	20-Nov-95	225	126.2	1	118-126	3A	2.5
W-1205	GW Monitor	27-Nov-95	91	82	1	72-82	2	1
W-1206	GW Extraction	6-Dec-95	220	191	1	174-186	4	40
W-1207	GW Monitor	13-Dec-95	92	90	1	70-90	2	1
W-1208	GW Extraction	9-Jan-96	166	163	1	135-163	3A/3B	40
W-1209	GW Monitor	26-Jan-96	210	164	1	148-164	4	3
W-1210	GW Monitor	12-Feb-96	250	223	1	213-223	5	3
W-1211	GW Extraction	5-Mar-96	273	205	1	185-200	4	25
W-1212	GW Monitor	19-Mar-96	150	75	1	52-75	1B	3
W-1213	GW Extraction	2-Apr-96	129	76	1	64-76	1B	5
W-1214	GW Monitor	22-Apr-96	180	100	1	80-100	1B	2
W-1215	GW Extraction	17-Apr-96	175	120	1	108-118	2	8.5
W-1216	GW Extraction	7-May-96	200	124	1	94-124	2	14
W-1217	GW Monitor	15-May-96	182	98.5	1	78-98	1B	0.25
W-1219	GW Monitor	4-Jun-96	201	142	1	138-142	4	0.18
W-1222	GW Monitor	26-Jun-96	175	125.2	1	115-125	3A	6
W-1223	GW Monitor	23-Jul-96	175	102	1	87-97	2	4

Table A-1. Well construction data, LLNL Livermore Site and vicinity, Livermore, California.

Well	Well type	Date completed	Borehole depth (ft)	Casing depth (ft)	Screen position	Screen interval (ft)	HSU	Initial flow rate (gpm)
W-1224	GW Monitor	5-Sep-96	125	104.5	1	99-104	1B	4.3
W-1225	GW Monitor	14-Aug-96	150	121.2	1	113-121	3A	2
W-1226	GW Monitor	6-Aug-96	155	126.5	1	116-126	2	1
W-1227	GW Monitor	9-Oct-96	200	134	1	126-134	2	11
W-1250	GW Monitor	7-Jun-96	210	200.3	1	130-135	4	0.25
W-1251	GW Monitor	3-Jul-96	210	200.3	1	134-139	4	1.3
W-1252	GW Monitor	25-Jul-96	208	202.3	1	135-140	4	0.15
W-1253	GW Monitor	15-Aug-96	206	200.3	1	127-132	4	0.15
W-1254	GW Extraction	28-Aug-96	210	200	1	131-141	4	26
W-1255	GW Monitor	27-Aug-96	208	200.7	1	124-129	4	0.2
W-1301	GW Extraction	4-Dec-96	180	120.3	1	112-120	3A	15
W-1302	GW Extraction	21-Jan-97	145	138.9	1	116.5-121.2	3A	7.5
					2	125.8-133.8	3A	7.5
W-1303	GW Extraction	6-Feb-97	199.5	107	1	78-102	2	10
W-1304	GW Monitor	20-Feb-97	149.5	125	1	120-125	3A	0.75
W-1306	GW Extraction	6-May-97	200	106	1	81-101	2	3.3
W-1307	GW Extraction	2-Jul-97	150	141	1	126-136	4	20
W-1308	GW Extraction	22-Jul-97	154	116	1	81-111	2	7
W-1309	GW Extraction	11-Aug-97	220	157	1	142-152	4	6
W-1310	GW Extraction	15-Sep-97	220	198	1	173-193	5	28
W-1311	GW Monitor	1-Oct-97	150	120.5	1	100-120	2	14
W-1401	GW Monitor	21-Oct-97	254	120	1	105-120	2	7.8
W-1402	GW Monitor	6-Nov-97	135	112	1	102-112	3A	4.1
W-1403	GW Extraction	13-Nov-97	175	142.5	1	132-142	3B	5
W-1404	GW Monitor	24-Nov-97	162	97.7	1	87-97	2	3.1
W-1405	GW Monitor	24-Nov-97	100	97.8	1	87-97	2	4.5
W-1406	GW Monitor	15-Dec-97	201	150	1	139.2-149.2	4	9.2
W-1407	GW Monitor	18-Dec-97	224	118	1	105-118	2	2
W-1408	GW Monitor	12-Jan-98	134	128	1	118-128	3A	3.8
W-1409	GW Extraction	23-Jan-98	143	140	1	80-135	2	13
W-1410	GW Extraction	19-Feb-98	208.5	131.1	1	126-131	4	9
W-1412	GW Monitor	11-Mar-98	201	108	1	92-107	3A	1
W-1413	GW Monitor	26-Mar-98	163.5	163.5	1	147-157	5	1
W-1414	GW Monitor	31-Mar-98	128	107.5	1	97-107	3A	0.018

Table A-1. Well construction data, LLNL Livermore Site and vicinity, Livermore, California.

Well	Well type	Date completed	Borehole depth (ft)	Casing depth (ft)	Screen position	Screen interval (ft)	HSU	Initial flow rate (gpm)
W-1415	GW Extraction	15-Apr-98	182	104.72	1	74.5-104.5	2	2
W-1416	GW Monitor	2-Jun-98	194.5	105	1	85-100	2	10.8
W-1417	GW Monitor	23-Apr-98	225	155	1	130-150	3A	8.9
W-1418	GW Monitor	5-May-98	252.5	190	1	176-190	4	9
W-1419	GW Monitor	13-May-98	175	115.5	1	90-110	2	4.45
W-1420	GW Monitor	17-Jun-98	175.5	112.5	1	102-112	2	20
W-1421	GW Monitor	28-May-98	230	172	1	157-167	3B	2.1
W-1422	GW Monitor	14-May-98	173.5	169.1	1	162-169	3B	11
W-1423	GW Extraction	2-Jul-98	175	134.5	1	99.5-109.5	2	22.4
					2	119.5-129.5	2	22.4
W-1424	GW Monitor	13-Aug-98	225.3	146	1	126-146	2	6.2
W-1425	GW Monitor	26-Aug-98	115	100.5	1	88.5-100.5	1B	1
W-1426	GW Monitor	3-Sep-98	89	85	1	70-85	1B	10
W-1427	GW Monitor	7-Sep-98	104	80.2	1	70-80	1B	17.7
W-1428	GW Monitor	29-Sep-98	104	78.2	1	63-78	1B	30
W-1501	GW Monitor	12-Oct-98	126.1	88	1	72-88	1B	7.5
W-1502	GW Monitor	27-Oct-98	204	98.7	1	88-98	2	1.7
W-1503	GW Extraction	16-Nov-98	234	181.5	1	171-181	4	24
W-1504	GW Extraction	14-Dec-98	165.2	162.5	1	140-160.4	3A/3B	21.7
W-1505	GW Monitor	20-Jan-99	276	184.5	1	174-184	4	10
W-1506	GW Monitor	3-Feb-99	160	120.5	1	110-120	2	3
W-1507	GW Monitor	19-Feb-99	201.5	169.5	1	159-169	5	0.5
W-1508	GW Monitor	3-Mar-99	135	128.5	1	118-128	2	0.75
W-1509	GW Monitor	24-Mar-99	175	88.5	1	73-88	1B	8
W-1510	GW Extraction	9-Apr-99	114.5	113.5	1	93-113	2	5
W-1511	GW Monitor	27-Apr-99	229	146	1	138-146	3B	15
W-1512	GW Monitor	3-May-99	100	100	1	88-98	2	0.5
W-1516	GW Extraction	17-Jun-99	204.5	200.25	1	188-200	5	17
W-1517	Dual Extraction	6-Jun-99	154	122.4	1	87-97	2	0.1
W-1518	GW Extraction	8-Jul-99	184	115	1	84-107	2	3
W-1519	GW Monitor	3-Aug-99	245	238	1	222-237	5	30
W-1520	GW Extraction	27-Jul-99	178.3	173	1	160-168	4	3.5
W-1522	GW Extraction	11-Aug-99	169	161	1	141-156	3B	9
W-1523	GW Extraction	7-Sep-99	216	172.3	1	164-172	4	15

Table A-1. Well construction data, LLNL Livermore Site and vicinity, Livermore, California.

Well	Well type	Date completed	Borehole depth (ft)	Casing depth (ft)	Screen position	Screen interval (ft)	HSU	Initial flow rate (gpm)
W-1550	GW Extraction	24-Jun-99	200	130	1	98-125	3A	10
W-1551	GW Extraction	15-Jul-99	153	129	1	93-124	3A	10.5
W-1552	Dual Extraction	24-Jun-99	153.5	130	1	97.2-124.5	3A	2
W-1553	GW Monitor	17-Aug-99	153	130	1	98-125	3A/3B	1
W-1601	GW Extraction	13-Oct-99	169	160	1	150-155	3B	2.7
W-1602	GW Extraction	2-Nov-99	115.5	110.7	1	80-90	2	8
W-1603	GW Extraction	16-Nov-99	144	140	1	130-135	3A	71.2
W-1604	GW Extraction	2-Dec-99	194	148.7	1	138-148	4	8
W-1605	Dual Extraction	7-Mar-00	120.5	112	1	90-107	3A	NA
W-1606	SV Monitor	27-Jan-00	175	112	1	90-107	3A	NA
W-1607	SV Monitor	10-Feb-00	155.4	112	1	90-107	3A	0.1
W-1608	Dual Extraction	28-Feb-00	155	112	1	90-107	3A	NA
W-1609	GW Extraction	17-Apr-00	155	135	1	110-130	5	0.1
W-1610	GW Injection	4-May-00	155.3	135	1	110-130	5	0.5
W-1613	GW Monitor	27-Apr-00	219	173.4	1	168.4-173.4	3B	NA
W-1614	GW Monitor	18-May-00	100	89.8	1	79-89	1B	3
W-1615	Dual Extraction	15-Aug-00	55	48	1	15-48	1B/2	NA
W-1650	Dual Extraction	19-Jan-00	145	126	1	96-121	3A	2
W-1651	Dual Extraction	27-Jan-00	145	129	1	94-124	2/3A/3B	1
W-1652	Dual Extraction	9-Feb-00	145	127	1	92-122	3A/3B	0.5
W-1653	Dual Extraction	24-Feb-00	144	124	1	94-119	3A	1.2
W-1654	Dual Extraction	25-Feb-00	146.5	128	1	93-123	3A	1
W-1655	Dual Extraction	8-Mar-00	145	125	1	90-120	2/3A	0.5
W-1656	Dual Extraction	14-Mar-00	145	125.3	1	95.1-120.1	3A	5
W-1657	Dual Extraction	23-Mar-00	145	128	1	95-123	3A/3B	0.5
W-1701	GW Monitor	3-Jul-01	185	180.8	1	140-155	2	15
					2	165-175	2	15
W-1702	GW Monitor	15-Jun-01	15	14.25	1	4-13	2	NA
W-1703	GW Monitor	23-Aug-01	358	341.5	1	331-341	LL	22.6
W-1704	GW Monitor	19-Sep-01	240	118.8	1	98-118	2	2
W-1705	CMT Monitor	16-Oct-01	225	208.8	1	93-103	2	5
					2	123-128	3A	5
					3	138-143	3B	5

Table A-1. Well construction data, LLNL Livermore Site and vicinity, Livermore, California.

Well	Well type	Date completed	Borehole depth (ft)	Casing depth (ft)	Screen position	Screen interval (ft)	HSU	Initial flow rate (gpm)
W-1801	GW Extraction	18-Mar-02	143	134.4	1	124-134	3A	5
W-1802	GW Monitor	2-Apr-02	175	162.2	1	147-157	3A	NA
W-1803	GW Monitor	24-Apr-02	245	240.8	1	175-185	4	15
					2	225-235	5	15
W-1804	GW Monitor	22-May-02	155	110.8	1	80-95	3A	0.5
					2	100-105	3B	0.5
W-1805	GW Monitor	20-Aug-02	110	100.8	1	70-80	1B	6
					2	85-95	1B	6
W-1806	GW Extraction	12-Sep-02	260	106.2	1	80.7-101.2	1B	3
W-1807	GW Extraction	7-Oct-02	165	130	1	115-125	2	10
W-1901	GW Monitor	31-Oct-02	175	127	1	92-97	1B	7
					2	107-122	2	7
W-1902	GW Extraction	21-Nov-02	175	165	1	140-145	3A	20
					2	150-160	3A	20
W-1903	Dual Extraction	16-Dec-02	120	109	1	84-104	2	0.5
W-1904	Dual Extraction	23-Jan-03	120	101	1	75-100	2	0.5
W-1905	GW Monitor	20-May-03	210	123.5	1	103-113	3A	2.5
					2	118-123	3A	2.5
W-1909	Air Injection	24-Jun-03	110	106.35	1	86-106	2	1.5
W-2005	GW Extraction	3-Feb-04	160	125	1	109-119	3A	2
W-2006	GW Extraction	24-Feb-04	160	132.5	1	122-132	3B	NA
W-2011	GW Extraction	29-Feb-04	155	116.3	1	106-116	3A	0.3
W-2101	GW Extraction	18-Nov-04	160	135.3	1	110-130	3A	0.25
W-2102	GW Extraction	14-Dec-04	160	138.35	1	118-133	3A	0.33
W-2103	GW Monitor	18-Jan-05	160	133.35	1	113-128	3A	0.5
W-2104A	SV Monitor	8-Feb-05	80	45.5	1	30-45	1B	NA
W-2104B	SV Monitor	8-Feb-05	80	72.55	1	52-72	2	NA
W-2105	Dual Extraction	9-Mar-05	126	115.33	1	90-110	2	0.25
W-2110A	SV Monitor	14-Jun-05	100	58.49	1	38-58	1B/2	NA
W-2110B	SV Monitor	14-Jun-05	100	85.49	1	65-85	2	NA
W-2111A	SV Monitor	22-Jun-05	90	40.3	1	25-40	1B	NA
W-2111B	SV Monitor	22-Jun-05	90	75.3	1	60-75	2	NA
W-2112A	SV Monitor	28-Jun-05	100	58.49	1	38-58	1B/2	NA
W-2112B	SV Monitor	28-Jun-05	100	78.49	1	68-78	2	NA

Table A-1. Well construction data, LLNL Livermore Site and vicinity, Livermore, California.

Well	Well type	Date completed	Borehole depth (ft)	Casing depth (ft)	Screen position	Screen interval (ft)	HSU	Initial flow rate (gpm)
W-2113	GW Monitor	21-Jul-05	220	201.5	1	190.5-200.5	4	9
W-2201	GW Extraction	26-Jan-06	130	98.8	1	43.4-53.4	1B	12
					2	73.4-93.4	1B	12
W-2202	GW Monitor	15-Dec-05	140	122.25	1	102-107	3A	0.4
					2	112-117	3A	0.4
W-2203	GW Extraction	10-Jan-06	136.5	131.4	1	121-126	3A	1
W-2204	SV Extraction	26-Jan-06	120	111.38	1	41-66	2	0.1
					2	71-76	2	0.1
					3	91-106	2/3A	0.1
W-2205	SV Extraction	3-Apr-06	127	125.4	1	40-65	2	NA
					2	70-80	2	NA
					3	90-120	2/3A	NA
W-2206	SV Extraction	16-Feb-06	91.5	78.05	1	40-75	2	NA
W-2207A	SV Extraction	9-Mar-06	103	60.41	1	25-35	1B	NA
					2	45-60	1B	NA
W-2207B	SV Extraction	9-Mar-06	103	100.4	1	65-95	2	NA
W-2208A	SV Extraction	30-Mar-06	104	71.38	1	36-66	2	0.1
W-2208B	SV Extraction	30-Mar-06	104	95.63	1	75.2-95.2	2	0.25
W-2211	SV Extraction	30-May-06	106.5	105.3	1	75-105	2	NA
W-2212	SV Extraction	6-Jun-06	115.4	115.4	1	90-115	3A	1
W-2214A	SV Monitor	24-Jul-06	135	39.3	1	6-39	1B/2	NA
W-2214B	SV Monitor	24-Jul-06	135	88.3	1	48-83	2	NA
W-2215A	SV Monitor	9-Aug-06	121.5	82.4	1	47-82	2	NA
W-2215B	SV Monitor	9-Aug-06	121.5	120.5	1	100-120	5	NA
W-2216A	SV Monitor	18-Sep-06	131.5	65.4	1	40-65	2	NA
W-2216B	GW Monitor	18-Sep-06	131.5	126.4	1	106-121	3A	0.2
W-2217A	SV Monitor	12-Oct-06	131.5	48.4	1	18-48	2	NA
W-2217B	SV Monitor	12-Oct-06	131.5	95.4	1	55-75	5	NA
					2	85-95	5	NA
W-2301A	SV Monitor	31-Oct-06	121	57.4	1	32-57	2	NA
W-2301B	SV Monitor	31-Oct-06	121	94.8	1	64.5-94.5	2/3A	NA
W-2302	SV Extraction	1-Feb-07	130	107.3	1	82-102	2	0.1
W-2303	SV Extraction	14-Feb-07	100	79.8	1	45-74.5	2	NA
W-2304	GW Monitor	19-Dec-06	130	124.3	1	114-119	3A	0.15

Table A-1. Well construction data, LLNL Livermore Site and vicinity, Livermore, California.

Well	Well type	Date completed	Borehole depth (ft)	Casing depth (ft)	Screen position	Screen interval (ft)	HSU	Initial flow rate (gpm)
W-2305	SV Extraction	23-Jan-07	115	108.3	1	83-103	2	0.5
W-2501	GW Extraction	9-Dec-09	175	144.2	1	128-133	2	15
W-2502	GW Extraction	28-Dec-09	177	164	1	101-106	2	15
					2	116-126	2	15
					3	143-153	2	15
W-2601	GW Extraction	2-Feb-10	225	220.1	1	179-189	5	20
					2	195-211	5	20
W-2602	GW Monitor	3-Mar-10	175	162.6	1	152-157	4	1
W-2603	GW Monitor	17-Mar-10	251	189.1	1	179-183.9	3A	3.4
W-2604A	GW Monitor	5-Apr-10	130	60.5	1	35-55	2	0.02
W-2604B	GW Monitor	5-Apr-10	130	100.9	1	65-95	2/5	0.03
W-2605A	GW Monitor	14-Apr-10	125	58.2	1	23-53	1B/2	NA
W-2605B	GW Monitor	14-Apr-10	125	110.3	2	70-105	2/5	0.16
W-2606 (a)	GW Monitor	28-Apr-10	113.1	112.6	1	59.9-110.3	2/5	NA
W-2607 (a)	GW Monitor	11-May-10	120.2	104.1	1	50.9-101.8	2/5	NA
W-2608 (a)	GW Monitor	27-May-10	160.1	82.1	1	31.1-80.6	2/5	NA
W-2611	GW Monitor	13-Jul-10	90	75.2	1	50-75	1B	1.66
W-2612	GW Monitor	21-Jul-10	137	73.8	1	43.8-73.5	1B	0.22
W-2616	GW Monitor	12-Aug-10	187	145.4	1	130-140.5	4	0.09
W-2617	GW Monitor	24-Aug-10	177	127.2	1	117-121.9	3B	0.04
W-2618	GW Monitor	29-Oct-10	111	103.8	1	77.3-103.3	2	NA
W-2619	GW Monitor	1-Nov-10	110	105.5	1	75-105	2	NA
W-2620A	GW Monitor	11-Oct-10	110	105.3	1	75-105	2	NA
W-2621	GW Monitor	12-Oct-10	110	105.2	1	75-105	2	NA
W-2622	GW Monitor	20-Oct-10	111	105.2	1	75-105	2	NA
W-2623	GW Monitor	24-Oct-10	111	105.2	1	75-105	2	NA
W-2801	GW Extraction	18-Oct-11	140	135	1	114-119	3A	NA
					2	124.5-129.5	3A	NA
W-3001	GW Monitor	4-Apr-14	250	230	1	224-229	5	6
W-3002	GW Monitor	21-May-14	252	182.4	1	177-182	3B	0.9
W-3003	GW Monitor	7-May-14	252	204.5	1	199-204	5	0.9
W-3004	GW Monitor	12-Sep-14	107	105.5	1	94-104	3A	0.1
W-3101	GW Extraction	20-May-15	225	213	1	207.5-212.5	5	2
W-3102	GW Extraction	4-Jun-15	225	109.3	1	104-109	2	2

Table A-1. Well construction data, LLNL Livermore Site and vicinity, Livermore, California.

Well	Well type	Date completed	Borehole depth (ft)	Casing depth (ft)	Screen position	Screen interval (ft)	HSU	Initial flow rate (gpm)
W-3103	GW Monitor	22-Jun-15	200.4	153.26	1	147.9-152.9	3A	5
W-3104	GW Monitor	14-Jul-15	225	208.5	1	203-208	5	1.83
W-3105	GW Monitor	23-Sep-15	140	130.52	1	120-130	5	NA
W-3106	GW Monitor	15-Sep-15	168	153.58	1	148.1-153.1	5	NA
W-3107	GW Monitor	17-Sep-15	125	89.38	1	84-89	1B	3
W-3201	SV Monitor	2-Aug-16	75	65.47	1	35-64.9	2	NA
W-3202	SV Monitor	4-Aug-16	94	85.5	1	40-85	2	NA
W-3203	SV Monitor	5-Aug-16	105	85.5	1	55-85	2	NA
W-3204	GW Monitor	26-Jul-16	160	133.88	1	131-133.5	4	0.65
W-3205	GW Monitor	13-Jul-16	135.4	118.88	1	116-118.5	3A	0.25
W-3301	GW Monitor	8-Aug-17	225	196.64	1	191-195.84	4	8.5
W-3302	GW Monitor	4-Oct-17	225	215.42	1	210-215	5	NA
W-3303	GW Monitor	14-Sep-17	134	130.2	1	124.8-129.8	3A	NA
W-3304	GW Monitor	7-Sep-17	134.5	134.45	1	129-134	3A	NA
W-3401	GW Monitor	16-Aug-18	275.0	198.75	1	193-198	4	19
W-3402	GW Monitor	7-Sep-18	225	205.5	1	195-205	5	7
W-3403	GW Monitor	12-Jul-18	275	237.45	1	232-237	5	1.93
W-3601	GW Monitor	5-Aug-20	150.2	109.6	1	106-109	3A	0.25
W-3602	GW Monitor	20-Jul-20	205	142.5	1	137-142	4	1
W-3603	GW Monitor	21-Jul-20	138	135.5	1	125-135	4	3.5
W-3701	GW Monitor	20-Jul-21	175	97.8	1	92-97	2	0.5
W-3702	GW Monitor	15-Jul-21	175	143.8	1	138-143	4	6
W-3703	GW Monitor	02-Aug-21	175	175	1	132-137	4	NA
W-3805	SV Monitor	16-Nov-21	75	64.55	1	28.8-63.8	1B/2	NA
SIP-141-201	Piezometer	2-Feb-96	77	74.2	1	57-74	1B	0.5
SIP-141-202	Piezometer	12-Feb-96	80	74	1	64-74	1B	0.5
SIP-141-203	Piezometer	20-Feb-96	87	83	1	72-83	1B	NA
SIP-191-002	Piezometer	21-Apr-94	66	61	1	45-61	1B	NA
SIP-212-101	Piezometer	14-Mar-96	94	90.5	1	87-90.5	2	NA
SIP-293-001	Piezometer	5-Dec-90	56.5	50	1	45-50	1B	NA
SIP-331-001	Piezometer	21-Sep-95	122	116.5	1	106.5-116.5	2	NA
SIP-419-101	Piezometer	8-Sep-95	127	123	1	112-123	3B	NA
SIP-419-202	Piezometer	6-Mar-96	110	106.5	1	97-106.5	3A	NA
SIP-490-101	Piezometer	1-Nov-95	60	58	1	53-56	2	NA

Table A-1. Well construction data, LLNL Livermore Site and vicinity, Livermore, California.

Well	Well type	Date completed	Borehole depth (ft)	Casing depth (ft)	Screen position	Screen interval (ft)	HSU	Initial flow rate (gpm)
SIP-490-102	Piezometer	8-Nov-95	75	73.5	1	53.5-73.5	2	0.5
SIP-501-004	Piezometer	20-Oct-92	60	56.9	1	48.5-56.9	1B	NA
SIP-501-006	Piezometer	11-Nov-92	59.5	56	1	50-56	1B	NA
SIP-501-007	Piezometer	16-Nov-92	64	59	1	53-59	1B	NA
SIP-501-101	Piezometer	10-May-94	77.5	73	1	69-73	1B	NA
SIP-501-102	Piezometer	16-May-94	77	73	1	67-73	1B	NA
SIP-501-103	Piezometer	20-May-94	63	57.5	1	51-57.5	1B	NA
SIP-501-104	Piezometer	15-Jul-94	67	62	1	50-62	1B	NA
SIP-501-105	Piezometer	1-Sep-94	73	68	1	63-68	1B	NA
SIP-501-201	Piezometer	29-Nov-94	65	58.5	1	54-58.5	1B	NA
SIP-501-202	Piezometer	1-Jul-95	70	64.5	1	58-64.5	1B	NA
SIP-511-101	Piezometer	25-Jan-96	110	106.7	1	100-106.7	3A	0.5
SIP-511-102	Piezometer	2-Apr-96	114	110	1	108-110	3B	0.5
SIP-514-107	Piezometer	3-Jan-90	21.5	17	1	9-17	1B	NA
SIP-514-109	Piezometer	5-Jan-90	21.5	21.5	1	7-21.5	1B	NA
SIP-514-112	Piezometer	8-Jan-90	21.5	18	1	7-18	1B	NA
SIP-514-114	Piezometer	9-Jan-90	21.5	17	1	4-17	1B	NA
SIP-514-116	Piezometer	10-Jan-90	21.5	17	1	7-17	1B	NA
SIP-514-117	Piezometer	11-Jan-90	21.5	17.5	1	6-17.5	1B	NA
SIP-514-119	Piezometer	12-Jan-90	21.5	16	1	5-16	1B	NA
SIP-514-123	Piezometer	17-Jan-90	26.5	23	1	11.5-23	1B	NA
SIP-514-124	Piezometer	17-Jan-90	21.5	17	1	6-17	1B	NA
SIP-514-125	Piezometer	19-Jan-90	21.5	15	1	6-15	1B	NA
SIP-514-126	Piezometer	18-Jan-90	26.5	21.5	1	4-21.5	1B	NA
W-514-2007A	SV Extraction	18-Mar-04	110	45.5	1	15-45	1B/2	NA
W-514-2007B	SV Extraction	18-Mar-04	110	102.5	1	72-102	2/5	NA
SIP-518-101	Piezometer	20-Sep-90	125	61	1	55-61	2	NA
SVB-518-201	Dual Extraction	3-Mar-93	59.8	50	1	34-50	2	NA
SVB-518-202	SV Monitor	3-Nov-93	120.6	73.7	1	19-73.7	1B/2	NA
SIP-518-203	Piezometer	21-Oct-93	132.1	127	1	121-127	5	NA
SVB-518-204	Dual Extraction	5-Nov-93	121.5	50	1	24-46	2	NA
SVB-518-302	GW Monitor	22-Jun-95	104.5	39.5	1	11-39	NA	NA
W-518-1914	Dual Extraction	9-Oct-03	18	16	1	5.5-15.5	1B	NA
W-518-1915	Dual Extraction	15-Oct-93	104.5	41	1	30.5-40.5	2	NA

Table A-1. Well construction data, LLNL Livermore Site and vicinity, Livermore, California.

Well	Well type	Date completed	Borehole depth (ft)	Casing depth (ft)	Screen position	Screen interval (ft)	HSU	Initial flow rate (gpm)
W-543-001	SV Extraction	25-Feb-03	71.5	67.5	1	52-67	2	NA
W-543-002A	SV Monitor	10-Mar-03	96	65.4	1	45-65	2	NA
W-543-002B	SV Monitor	10-Mar-03	96	82.5	1	72-82	2	NA
W-543-003	SV Extraction	20-Mar-03	95	80	1	69-79	2	NA
W-543-004A	SV Monitor	27-Mar-03	95	64.5	1	49-64	2	NA
W-543-004B	SV Monitor	27-Mar-03	95	80.5	1	70-80	2	NA
SIP-543-101	Piezometer	1-Jul-95	111	104	1	93-103	2	NA
W-543-1908	SV Extraction	12-Jun-03	40.8	40.4	1	20-40	1B	9
SIP-ALP-001	Piezometer	3-May-90	66.5	60	1	45-60	2	NA
SIP-ALP-002	Piezometer	7-May-90	62	57.5	1	47.5-57.5	2	NA
SIP-AS-001	Piezometer	30-Apr-90	100.5	90.5	1	81-90.5	1B	NA
SIP-EGD-001	Piezometer	16-Oct-90	101.5	85	1	75-85	2	NA
SIP-ETC-201	Dual Extraction	26-Mar-96	106	100	1	80-100	2	0.5
SIP-ETC-301	Piezometer	9-Apr-99	102	NA	1	NA	NA	NA
SIP-ETC-303	Piezometer	24-May-99	111	88	1	82-88	2	NA
W-ETC-2001A	SV Monitor	10-Nov-03	95	23.5	1	18-23	1B	NA
W-ETC-2001B	SV Monitor	10-Nov-03	95	88.5	1	78-88	2	NA
W-ETC-2002A	SV Monitor	25-Nov-03	95	64.5	1	34-64	1B/2	NA
W-ETC-2002B	SV Monitor	25-Nov-03	95	85.5	1	75-85	2	NA
W-ETC-2003	SV Extraction	9-Dec-03	95	45.5	1	20-45	1B	NA
W-ETC-2004A	SV Extraction	17-Dec-03	95	53.5	1	28-53	1B/2	NA
W-ETC-2004B	SV Extraction	17-Dec-03	95	88.5	1	63-68	2	NA
SIP-ETS-201	Piezometer	5-Feb-91	95	90	1	85-90	3A	NA
SIP-ETS-204	Piezometer	7-May-91	102.5	97	1	87-97	3A	NA
SIP-ETS-205	Piezometer	20-Jun-91	103	95	1	89.5-95	3A	NA
SIP-ETS-209	Piezometer	25-Jul-91	96.6	90.5	1	79.5-89.8	2	NA
SIP-ETS-211	Piezometer	6-Aug-91	103	98.5	1	95-98.5	3A	NA
SIP-ETS-212	Piezometer	14-Aug-91	106.5	102.5	1	97.5-102.25	2	NA
SIP-ETS-213	Piezometer	15-Nov-91	118.5	116.5	1	108.5-116.5	3A	NA
SIP-ETS-214	Piezometer	22-Nov-91	101	101	1	86-101	3A	NA
SIP-ETS-215	Piezometer	3-Dec-91	94.5	94.5	1	84.5-94.5	3A	NA
SIP-ETS-302	Piezometer	30-Mar-92	117.4	113	1	97-113	3A	NA
SIP-ETS-303	Piezometer	2-Apr-92	110.7	102	1	95-102	3A	NA
SIP-ETS-304	Piezometer	27-Aug-92	100	97	1	90-97	3A	NA

Table A-1. Well construction data, LLNL Livermore Site and vicinity, Livermore, California.

Well	Well type	Date completed	Borehole depth (ft)	Casing depth (ft)	Screen position	Screen interval (ft)	HSU	Initial flow rate (gpm)
SIP-ETS-306	Piezometer	11-Sep-92	101	93	1	80.5-93	3A	NA
SIP-ETS-401	Piezometer	2-Aug-95	122	122	1	116-121	3A	NA
SIP-ETS-402	Piezometer	8-Aug-95	110	110	1	97-107	2	NA
SIP-ETS-404	Piezometer	22-Aug-95	99	99	1	83.5-95.5	2	NA
SIP-ETS-405	Piezometer	29-Aug-95	126	126	1	114.5-123	3A	NA
SIP-ETS-501	Piezometer	16-Nov-95	110	106.5	1	100-106.5	3A	NA
SIP-ETS-502	Piezometer	5-Dec-95	95	88	1	80-88	2	NA
SVI-ETS-504	SV Extraction	9-Jul-96	76.5	67	1	42-67	2	NA
SVI-ETS-505	SV Injection	18-Jul-96	80	77.5	1	45-75	2	NA
W-ETS-305A	SV Monitor	30-May-07	80.5	50	1	14.7-49.7	1B/2	NA
W-ETS-305B	SV Monitor	30-May-07	85	79.7	1	59.3-79.3	2	NA
W-ETS-506A	SV Monitor	29-May-07	75	37.5	1	17.1-37.1	1B/2	NA
W-ETS-506B	SV Monitor	29-May-07	75	63.3	1	43-63	2	NA
W-ETS-507	SV Extraction	27-Apr-96	75	65.5	1	25.1-65.1	1B/2	NA
SIP-ETS-601	Piezometer	7-Jun-99	115.5	104.8	1	98.3-104.8	2	NA
W-ETS-2008A	SV Extraction	7-Apr-04	110	40.5	1	20-40	1B	NA
W-ETS-2008B	SV Extraction	7-Apr-04	110	85.5	1	50-85	2	NA
W-ETS-2009(a)	SV Extraction	3-May-04	103	79.5	1	54-79	2	NA
W-ETS-2010A	SV Extraction	19-May-04	110.3	70.5	1	35-70	1B/2	NA
W-ETS-2010B	SV Extraction	19-May-04	110.3	100.5	1	80-100	2	NA
SIP-HPA-001	Piezometer	20-Apr-90	92.75	75	1	65-75	2	NA
W-HPA-001A	SV Monitor	15-Apr-03	80	45.5	1	30-45	1B	NA
W-HPA-001B	SV Monitor	15-Apr-03	80	73.5	1	63-73	2	NA
W-HPA-002A	SV Extraction	29-Apr-03	80	43	1	32.5-42.5	1B	NA
W-HPA-002B	SV Extraction	29-Apr-03	80	72.5	1	52-72	2	NA
SIP-HPA-003	Piezometer	19-Apr-90	91.5	66	1	61-66	2	NA
SIP-HPA-201	Piezometer	14-May-96	97.5	76	1	71-76	2	NA
SIP-IES-001	Piezometer	16-Sep-92	50	46.5	1	44-46.5	1B	NA
SIP-ITR-001	Piezometer	19-Apr-91	121.5	115	1	105-115	5	NA
SIP-ITR-002	Piezometer	2-Apr-91	100	84	1	79-84	5	NA
SIP-ITR-003	Piezometer	25-Apr-91	121.5	106	1	98.66-106	5	NA
SIP-NEB-101	Piezometer	23-Sep-92	68.7	66	1	57-66	2	NA
SIP-PA-002	Piezometer	29-Jan-90	16.5	16.5	1	4-16.5	1B	NA
SIP-PA-003	Piezometer	26-Jan-90	18	14	1	4-14	1B	NA

Table A-1. Well construction data, LLNL Livermore Site and vicinity, Livermore, California.

Well	Well type	Date completed	Borehole depth (ft)	Casing depth (ft)	Screen position	Screen interval (ft)	HSU	Initial flow rate (gpm)
SIP-PA-005	Piezometer	4-Jan-90	11.5	8	1	3-8	1B	NA
SIP-PA-006	Piezometer	4-Jan-90	13.5	12	1	5-12	1B	NA
SIP-PA-007	Piezometer	4-Jan-90	11.5	5	1	1-5	1B	NA
SIP-PA-010	Piezometer	25-Jan-90	11.5	9	1	3-9	1B	NA
SIP-PA-013	Piezometer	24-Jan-90	16.5	13	1	8-13	1B	NA
SIP-PA-015	Piezometer	25-Jan-90	21.5	17.5	1	2-17.5	1B	NA
SIP-PA-016	Piezometer	24-Jan-90	11.5	11.5	1	7-11.5	1B	NA
SIP-PA-017	Piezometer	24-Jan-90	16.5	14	1	7-14	1B	NA
SIP-PA-018	Piezometer	25-Jan-90	11.5	8	1	6-8	1B	NA
SIP-PA-019	Piezometer	26-Jan-90	16.5	12	1	2-12	1B	NA
SIP-PA-024	Piezometer	23-Jan-90	16.5	15	1	5-15	1B	NA
SIP-PA-025	Piezometer	23-Jan-90	11.5	7	1	4-7	1B	NA
SIP-PA-026	Piezometer	29-Jan-90	11.5	10	1	2-10	1B	NA
SIP-PA-028	Piezometer	23-Jan-90	11	8	1	5-8	1B	NA
SIP-PA-029	Piezometer	22-Jan-90	11.5	7	1	5-7	1B	NA
SIP-PA-030	Piezometer	24-Jan-90	11.5	8	1	4-8	1B	NA
TW-11	GW Monitor	9-Jun-81	112.5	107	1	97-107	2	NA
TW-11A	GW Monitor	16-Mar-84	163	160	1	133-160	2	6
TW-21	GW Monitor	12-Jun-81	111.5	95	1	85-95	1B	3
UP-292-006	Piezometer	7-Jan-91	74	57.5	1	47.5-57.5	1B	NA
UP-292-007	Piezometer	7-Jan-91	71	56	1	46-56	1B	NA
UP-292-012	Piezometer	29-Jan-92	67.7	60	1	45-60	1B	NA
UP-292-014	Piezometer	29-Jan-92	66	66	1	50-60	1B	NA
UP-292-015	Piezometer	29-Jan-92	61.5	61.5	1	49.5-60.5	1B	NA
UP-292-020	Piezometer	3-Feb-93	68.5	68.5	1	56.5-64	1B	NA
GSW-001A	GW Monitor	12-Jun-86	208	133	1	115-133	3A	14
GSW-006	GW Monitor	28-Feb-86	212	137	1	121-137	3A	11
GSW-007	GW Monitor	14-Mar-86	176.5	123.4	1	110.8-123.4	3A	5
GSW-008	GW Monitor	1-Apr-86	176	133	1	127.5-133	3A	2
GSW-009	GW Monitor	14-Apr-86	197.5	152.5	1	147-152.5	3B	5
GSW-011	GW Monitor	7-May-86	182.5	126	1	116-126	3A	5
GSW-013	GW Monitor	27-Jun-86	198	134.5	1	125-134.5	3A	NA
GSW-215	GW Monitor	22-Apr-86	214	133.5	1	127-133.5	3A	6
GSW-216	GW Monitor	9-May-86	193	120.5	1	110.5-120.5	3A	7

Table A-1. Well construction data, LLNL Livermore Site and vicinity, Livermore, California.

Well	Well type	Date completed	Borehole depth (ft)	Casing depth (ft)	Screen position	Screen interval (ft)	HSU	Initial flow rate (gpm)
GSW-326	GW Monitor	2-Oct-87	230	134	1	129-134	4	NA
GSW-367	GW Monitor	29-Apr-87	159	124	1	114-124	2	7
GSW-442	GW Monitor	27-Oct-87	270	145	1	138-145	3A	1
GSW-443	GW Monitor	9-Nov-87	291	141	1	123-141	2	5
GSW-444	GW Monitor	20-Nov-87	278	120	1	110-120	3B	NA
MW-NLF-1	GW Monitor	13-Mar-91	26	NA	1	NA	NA	NA
MW-NLF-2	GW Monitor	13-Mar-91	NA	NA	1	NA	NA	NA
MW-NLF-3	GW Monitor	13-Mar-91	20	NA	1	NA	NA	NA
MW-NLF-4	GW Monitor	13-Mar-91	26	NA	1	NA	NA	NA
MW-NLF-20	GW Monitor	NA	NA	NA	1	NA	NA	NA
MW-NLF-21	GW Monitor	NA	NA	NA	1	NA	NA	NA
MW-NLF-22	GW Monitor	NA	NA	NA	1	NA	NA	NA
					2	118-131	NA	NA
SNL-1B	Piezometer	NA	NA	NA	1	NA	NA	NA
SNL-2A	Piezometer	NA	NA	NA	1	NA	NA	NA
SNL-4D	Piezometer	NA	NA	NA	1	NA	NA	NA
MW-SNL-20B	GW Monitor	28-Jun-84	140	140	1	90-105	NA	NA
MW-SNL-20C	GW Monitor	16-Jul-84	165	156	1	140-155	NA	NA
11C1	GW Monitor	8-Jun-76	68	66	1	56.2-61.2	1B	1
11J2	GW Monitor	26-Apr-79	112	112	1	90-92	1B	5
					2	102-108	2	5
14A3	GW Monitor	7-Dec-77	110	110	1	100-105	1B	NA
14B1	Water-supply (pumping)	13-Aug-59	300	300	1	146-149	2	NA
					2	192-195	3A	NA
					3	209-213	3A	NA
14B4	Water-supply (pumping)	1-Aug-60	260	260	1	143-148	2	NA
					2	155-159	2	NA
					3	186-189	3A	NA
					4	205-215	3A	NA
					5	245-250	4	NA
14B7	GW Monitor	25-Aug-87	NA	NA	NA	NA	NA	NA
14C2	Water-supply (pumping)	7-Jan-88	217	NA	1	135-150	2	NA

Table A-1. Well construction data, LLNL Livermore Site and vicinity, Livermore, California.

Well	Well type	Date completed	Borehole depth (ft)	Casing depth (ft)	Screen position	Screen interval (ft)	HSU	Initial flow rate (gpm)
14C3	Water-supply (pumping)	19-Jan-88	405	NA	1	160-388	2/3A/3B/4/5	NA
14H1	GW Monitor	21-Dec-83	NA	288	1	0-288	NA	NA
14H2	GW Monitor	28-Aug-87	NA	NA	NA	NA	NA	NA
14JD1	GW Monitor	NA	NA	NA	NA	NA	NA	NA
14K1	GW Monitor	NA	372	361	1	153-157	NA	NA
					2	193-202	NA	NA
					3	217-251	NA	NA
					4	279-290	NA	NA
					5	300-336	NA	NA
					6	345-349	NA	NA
					7	354-361	NA	NA
15B1	GW Monitor	24-Jun-49	423	NA	NA	NA	NA	NA
18D1	Water-supply (pumping)	20-Apr-84	NA	NA	1	NA	7	12
2J2	GW Monitor	4-Jan-90	NA	NA	1	NA	NA	NA
2K3	GW Monitor	6-Mar-91	35	NA	1	NA	NA	NA
2K4	GW Monitor	6-Mar-91	35	NA	1	NA	1B	NA
2Q2	GW Monitor	6-Mar-91	40	NA	1	NA	1B	NA
2R3	GW Monitor	5-Mar-91	37	NA	1	NA	1B	NA
2R4	GW Monitor	5-Mar-91	37	NA	1	NA	NA	NA
2R8	GW Monitor	6-Mar-91	40	NA	1	NA	1B	NA
3S1E-1P2	Water-supply (pumping)	7-Oct-60	144	NA	NA	NA	NA	NA
3S2E-16B1	Water-supply (pumping)	1-Jul-44	410	410	1	140-235	NA	NA
					2	275-287	NA	NA
					3	304-320	NA	NA
					4	333-338	NA	NA
					5	347-352	NA	NA
					6	380-390	NA	NA
3S2E-16C1	Water-supply (pumping)	18-Feb-58	584	580	1	288-298	NA	950
					2	316-327	NA	950
					3	347-353	NA	950
					4	432-454	NA	950

Table A-1. Well construction data, LLNL Livermore Site and vicinity, Livermore, California.

Well	Well type	Date completed	Borehole depth (ft)	Casing depth (ft)	Screen position	Screen interval (ft)	HSU	Initial flow rate (gpm)
					5	517-523	NA	950
3S2E-7C2	Water-supply (pumping)	NA	NA	49	1	39-44	NA	NA
3S2E-8P1	Water-supply (pumping)	NA	NA	273	1	122-263	NA	NA
3S2E-9Q1	Water-supply (pumping)	13-Jan-60	576	516	1	180-492	NA	510
7D2	GW Monitor	7-Jun-76	74	72	1	63-68	3A	NA
AW-1906	Anode Well	17-Jun-03	270	258	NA	NA	NA	NA
AW-1910	Anode Well	23-Jul-03	270	258	NA	NA	NA	NA
AW-1911	Anode Well	12-Aug-03	290	258	NA	NA	NA	NA
AW-1912	Anode Well	28-Aug-03	280	258	NA	NA	NA	NA
AW-2106	Anode Well	11-Apr-05	290	257.5	NA	NA	NA	NA
AW-2107	Anode Well	4-May-05	290	256	NA	NA	NA	NA
AW-2108	Anode Well	2-Jun-05	290	258	NA	NA	NA	NA
AW-2209	Anode Well	2-Mar-06	300	260	NA	NA	NA	NA
AW-2306	Anode Well	31-Aug-07	280	261	NA	NA	NA	NA

(a) Wells W-2606, W-2607, and W-2608 were drilled at an angle 45 degrees from vertical; depths shown are calculated true vertical depth.

(b) Well W-ETS-2009 was drilled at an angle 20 degrees from vertical; depths shown are calculated true vertical depth.

Notes:

ft = Feet (All depths reported are in feet below ground surface).
gpm = Gallons per minute.
GW = Ground Water.
HSU = Hydrostratigraphic Unit.
NA = Not Available.
SV = Soil Vapor.
CMT = Continuous Multichannel Tubing.

In wells with more than one screen, the screen positions are numbered consecutively downward within a single well. Well numbers ending in A and B, indicate two wells in the same borehole. The “A” refers to the shallow well and “B” refers to the deeper well.

HSUs are numbered consecutively downward from ground surface. An HSU is defined as sediments that are grouped together based on their hydrogeologic and contaminant transport properties. The permeable layers within an HSU are considered to be in good hydraulic communication, whereas permeable layers in different HSUs are considered to be in poor hydraulic communication. HSU contacts are interpreted and are periodically revised based on new data.

Well numbers were changed in December 1988 to be consistent with Alameda County Flood Control and Water Conservation District, Zone 7 well identification. Well number changes made on this table are:

4A6 ------> 14H2
18D81 ------> 18D1
14A84 ------> 14A11

Wells installed for the Dynamic Underground Stripping Demonstration Project (1992-1993) include extraction wells (GEW series), injection wells (GIW series), gasoline spill piezometer (GSP series), and heating wells (HW series).

CMT was installed to monitor ground water chemistry in multiple HSUs. When the CMT was installed in well W-1705 in 2001, the fourth screen position (203-208 ft) monitoring HSU-5 was properly abandoned.

GW monitor well GSW-010 was drilled out and replaced by well W-1411 in 1998.
Piezometer SIP-419-201 was drilled out and replaced by well W-1414 in 1998.
Piezometer SIP-ETS-207 was drilled out and replaced by well W-1605 in 2000.
Piezometer SVB-518-303 was drilled out and replaced by well W-518-1915 in 2003.

Table A-2. Well closure data, LLNL Livermore Site and vicinity, Livermore, California.

Well number	Well type	Date installed	Borehole depth (ft)	Casing depth (ft)	Screen interval(s) (ft)	HSU monitored	Closure date

Table A-2. Well closure data, LLNL Livermore Site and vicinity, Livermore, California.

Well number	Well type	Date installed	Borehole depth (ft)	Casing depth (ft)	Screen interval(s) (ft)	HSU monitored	Closure date
11A1	Other non-LLNL	8-Jun-76	66	64.7	54.7-59.7	NA	18-Aug-88
11BA[a]	Other non-LLNL	2-Mar-87	NA	NA	NA	NA	10-Jun-87
11H1	Other non-LLNL	4-Nov-41	NA	519	157-161	2/3A/4/5/6/7	31-Oct-88
					169-177		
					224-228		
					243-245		
					254-256		
					306-314		
					319-327		
					339-342		
					414-419		
					424-431		
					477-479		
11H4	Other non-LLNL	5-Apr-60	272	272	166-170	3/4/5	7-Oct-88
					174-176		
					183-185		
					200-202		
					211-214		
					224-230		
					250-252		
					260-265		
11J1	Other non-LLNL	1-Jan-41	160	160	NA	2	3-Aug-88
11J4	Other non-LLNL	1-Jan-65	NA	NA	NA	NA	11-Oct-88
11K1	Other non-LLNL	6-Jan-42	621	621	247-255	4/5/6	26-Sep-88
					272-276		
					297-304		
					322-339		
					554-557		
					580-602		
11K2	Other non-LLNL	NA	NA	232	NA	NA	3-Oct-88
11Q2	Other non-LLNL	20-Dec-83	NA	264	NA	NA	16-Aug-88
11Q3	Other non-LLNL	20-Dec-83	NA	120	NA	NA	10-Aug-88
11Q6	Other non-LLNL	20-Dec-83	NA	280	NA	NA	11-Jan-89

Table A-2. Well closure data, LLNL Livermore Site and vicinity, Livermore, California.

Well number	Well type	Date installed	Borehole depth (ft)	Casing depth (ft)	Screen interval(s) (ft)	HSU monitored	Closure date
11R3	Other non-LLNL	8-May-61	140	117	NA	NA	3-Sep-85
11R4	Other non-LLNL	28-Oct-58	268	NA	165-177 252-258	NA	3-Sep-85
11R5	Other non-LLNL	19-Dec-83	NA	NA	NA	NA	26-Jul-85
12M1	Other non-LLNL	12-Sep-42	702	702	375-378 420-426 452-473 560-564 609-621 626-657		15-Apr-84
12N1	Other non-LLNL	14-Apr-42	702	NA	392-399 478-483 492-496 514-518 527-536 666-670 678-681	7	24-Jan-89
13D1	Other non-LLNL	29-Oct-56	402	400	200-400	3B/4/5/6	23-Aug-88
14A1	Other non-LLNL	12-Jul-43	246	227	102-107 113-119 144-148 176-179 188-190 192-194 219-222 223-227		13-Sep-88
14A2	Other non-LLNL	15-Nov-56	229	229	122-130 140-150 160-180	2/3A	12-Sep-88
14A4	Other non-LLNL	15-Jun-59	252	248	167-170 175-179 192-202 235-246	¾	29-Aug-88
14A8	Other non-LLNL	NA	NA	86	NA	NA	22-Jul-88
14B2	Other non-LLNL	22-Aug-56	312	312	185-312	3A/3B/4/5	11-Nov-88
14B8	Other non-LLNL	3-May-88	385	306	NA	NA	NA
14C1	Other non-LLNL	31-Jul-91	523	NA	NA	2/3A/4	NA

Table A-2. Well closure data, LLNL Livermore Site and vicinity, Livermore, California.

Well number	Well type	Date installed	Borehole depth (ft)	Casing depth (ft)	Screen interval(s) (ft)	HSU monitored	Closure date
1N1	Other non-LLNL	15-Jan-88	600	600	427-442	7	21-Oct-88
					450-453		
					465-469		
					500-515		
					575-588		
3S2E01P2	Other non-LLNL	7-Oct-60	144	144	124-144	NA	22-May-86
2R9 (11A5)	Other non-LLNL	NA	NA	NA	NA	NA	19-Jul-88
HW-GP-001	Monitor	16-Apr-92	120	113	NA	NA	25-Jan-10
HW-GP-002	Monitor	12-Jan-95	120	117	NA	NA	20-Jan-10
HW-GP-003	Monitor	18-May-92	119	119	NA	NA	29-Jul-15
HW-GP-102	Monitor	24-Jan-95	140	142.5	70-132.5	NA	25-Feb-10
HW-GP-103	Monitor	24-Jan-95	138	141.5	71.5-131.5	NA	29-Jul-15
HW-GP-104	Monitor	24-Jan-95	138	142.2	72.2-132.5	NA	21-Jan-10
HW-GP-105	Monitor	24-Jan-95	138	142.2	72.2-132.5	NA	20-Jan-10
GEW-710	Monitor	23-Sep-91	159	158	94-137	3A/3B	22-Feb-10
GEW-711	Extraction	24-May-91	167.5	157	94-137	3A/3B	16-Jun-92
GEW-808	Monitor	5-Jun-92	150	150	50-140	2/3A	18-Feb-10
GEW-816	Monitor	4-Aug-92	161.7	150	50-140	2/3A	22-Feb-10
GIW-813	Monitor	5-Aug-92	140.7	127	67-87	2	17-Feb-10
					89-99	2	
					120-127	2/3A	
GIW-814	Monitor	5-Aug-92	149.6	141	86.5-106.5	2	17-Feb-10
					110-120	2	
					121-141	2/3A	
GIW-815	Monitor	5-Aug-92	143	137.5	77-97	2	17-Feb-10
					102-112	2/3A	
					112.8-132.5	3A	
GIW-817	Monitor	NA	121	NA	NA	NA	NA
GIW-818	Monitor	5-Aug-92	150	140	82-102	2	20-Jan-10
					120-140	3A/3B	
GIW-819	Monitor	5-Aug-92	150	141	78.6-98.6	2	27-Jan-10
					108-118	2/3A	
GIW-820	Monitor	5-Aug-92	143.3	141	85-105	2	25-Jan-10
					112-132	3A	
GSB-804	NA	NA	145.5	NA	NA	NA	19-Jan-10
GSB-807	NA	NA	151.8	NA	NA	NA	21-Jan-10
GSB-811	NA	NA	140.1	NA	NA	NA	NA

Table A-2. Well closure data, LLNL Livermore Site and vicinity, Livermore, California.

Well number	Well type	Date installed	Borehole depth (ft)	Casing depth (ft)	Screen interval(s) (ft)	HSU monitored	Closure date
GSP-SNL-001	Piezometer	10-Jan-92	147	131	99-104	NA	23-Sep-15
					118-131	NA	
GSW-001	Monitor	5-Feb-85	112	109	85-106	2	6-Jun-86
GSW-002	Monitor	14-Feb-85	113	107	87-107	2	21-Jun-10
GSW-003	Monitor	7-Feb-85	115	105	85-105	2	22-Jun-10
GSW-004	Monitor	22-Feb-85	112	106	86-106	2	3-Aug-15
GSW-005	Monitor	19-Mar-85	110	104	94-104	2	9-Sep-10
GSW-010	Monitor	29-Apr-86	205.5	127.5	114-127.5	3A	28-Jan-98
GSW-012	Monitor	27-May-86	205	191	186.5-191	5	25-Jan-10
GSW-014	Monitor	17-Jul-86	141	NA	NA	NA	23-Feb-10
GSW-015	Monitor	14-Aug-87	148	145	20.5-28	1B/2/3A	18-Feb-10
					38-44		
					50-56		
					60-64		
					68-73		
					77-83		
					95-105		
					120-130		
GSW-016	Monitor	19-Oct-87	146	145	23-28	1B	18-Feb-10
					38-43	1B	
					50-55	2	
					61-66	2	
					78-83	2	
					95-105	2	
					120-130	3A	
GSW-020	Monitor	18-May-84	134	101.3	95-101.3	2	3-Sep-87
GSW-208	Monitor	6-Feb-86	211	123	108-118	3A	16-Feb-10
GSW-209	Monitor	27-Feb-86	204	135.2	112.8-132.8	3A	9-Sep-10
GSW-266	Monitor	08-May-86	220	166	159-166	3B	25-Oct-18
GSW-403-6	Monitor	11-May-84	138	100	90-110	2	21-Jan-10
GSW-445	Extraction	9-Dec-87	319	161	155-161	4	9-Sep-10
IMS-518-1616	IMS	16-Aug-00	55	NA	3-3.5	NA	31-May-07
					8-8.5		
					13-13.5		
					18-18.5		
					23-23.5		

Table A-2. Well closure data, LLNL Livermore Site and vicinity, Livermore, California.

Well number	Well type	Date installed	Borehole depth (ft)	Casing depth (ft)	Screen interval(s) (ft)	HSU monitored	Closure date
					28-28.5		
					33.33.5		
					38-38.5		
					48-48.5		
S-14-7	NA	NA	40	NA	NA	NA	24-Feb-10
SEA-518-301	SEAMIST	22-Jun-95	102.6	39.3	1	NA	4-Jun-07
SEA-518-304	SEAMIST	11-Sep-95	104.5	NA	1	NA	31-May-07
SEA-ETS-305	SEAMIST	2-Sep-92	85	NA	1	NA	30-May-07
SEA-ETS-506	SEAMIST	24-Jul-96	75	75	NA	1B/2	29-May-07
SEA-ETS-507	SEAMIST	30-Jul-96	75	75	7-8	1B/2	27-Apr-06
					20-21	1B/2	
					25-26	1B/2	
					32-33	1B/2	
					38-39	1B/2	
					47-48	1B/2	
					52-53	1B/2	
					59-60	1B/2	
SIB-INF-001	NA	NA	67	66.8	NA	NA	7-Jan-10
SIB-INF-002	NA	NA	67	66.4	NA	NA	7-Jan-10
SIB-INF-003	NA	NA	67	66	NA	NA	7-Jan-10
SIB-INF-008	NA	NA	92	91.9	NA	NA	6-Jan-10
SIB-INF-009	NA	NA	92	92	NA	NA	6-Jan-10
SIB-INF-010	NA	NA	95	81.8	NA	NA	6-Jan-10
SIB-INF-012	NA	NA	16	11.2	NA	NA	7-Jan-10
SIB-INF-103	NA	NA	103.5	91.5	NA	NA	6-Jan-10
SIB-INF-104	NA	NA	92	91.7	NA	NA	6-Jan-10
SIB-INF-201	NA	NA	87.4	85.7	NA	NA	6-Jan-10
SIB-INF-203	NA	NA	63	62.7	NA	NA	7-Jan-10
SIB-INF-301	Piezometer	NA	NA	95	NA	NA	21-Dec-09
SIP-INF-011	Monitor	Apr-97	93.4	92	NA	NA	23-Dec-09
SIP-INF-101	Piezometer	NA	NA	95	NA	NA	23-Dec-09
SIP-INF-102	Piezometer	NA	NA	90	NA	NA	23-Dec-09
SIP-INF-202	Piezometer	NA	NA	85	NA	NA	23-Dec-09
SIP-INF-302	Monitor	Mar-95	NA	89	NA	NA	23-Dec-09
SIB-INF-001	NA	NA	67	66.8	NA	NA	7-Jan-10
SIP-191-001	Piezometer	1-Aug-94	50	NA	NA	1A	24-Sep-15
SIP-191-003	Piezometer	24-Apr-94	50.5	45	35-45	1B	21-Aug-13

Table A-2. Well closure data, LLNL Livermore Site and vicinity, Livermore, California.

Well number	Well type	Date installed	Borehole depth (ft)	Casing depth (ft)	Screen interval(s) (ft)	HSU monitored	Closure date
SIP-191-004	Piezometer	15-Jul-94	57.5	55	47.5-53.5	1B	19-Aug-13
SIP-191-005	Piezometer	4-May-94	54	48	42-48	1A	24-Sep-15
SIP-191-101	Piezometer	18-Nov-94	68.5	64	58-64	1B	20-Aug-13
SIP-419-201	Piezometer	29-Feb-96	126	107	97-107	3A/3B	NA
SIP-490-101	Piezometer	1-Nov-95	59	56	53-56	2	21-Dec-95
SIP-514-101	Piezometer	28-Dec-89	26	22	7-22	1B	3-Sep-96
SVB-518-303	Monitor	29-Jun-95	104.5	40	6-40	1B/2	15-Oct-03
SIP-CR-049	Piezometer	26-Feb-90	41.5	40	36-40	1B	18-Oct-18
SIP-EGD-001	Piezometer	16-Oct-90	101.5	85	75-85	2	18-Jul-17
SIP-ETC-302	Piezometer	22-Apr-99	104	89.00	79-89	2	13-Jul-17
SIP-ETS-105	Piezometer	11-Dec-90	110	103	87-103	3A	6-Dec-93
SIP-ETS-207	Piezometer	11-Jul-91	103	98.5	89.75-98.5	3A	5-Jan-00
SIP-HPA-001	Piezometer	20-Apr-90	92.8	75	65-75	2	13-Jul-17
SIP-HPA-102	Piezometer	8-Dec-94	76	72	67-72	2	9-Apr-02
SIP-HPA-103	Piezometer	1-Mar-95	77	73.5	67-72.5	2	9-Apr-02
SIP-HPA-201	Piezometer	14-May-96	97.5	76	71-76	2	13-Jul-17
SIP-IES-002	Piezometer	5-Oct-92	41.5	39.2	33-39.2	1A	24-Sep-15
SIP-INF-011	NA	NA	NA	92	NA	NA	23-Dec-09
SIP-INF-202	NA	NA	NA	85	NA	NA	23-Dec-09
SIP-INF-301	NA	NA	NA	95	NA	NA	23-Dec-09
SIP-INF-302	NA	NA	NA	89	NA	NA	23-Dec-09
SIP-PA-002	Piezometer	29-Jan-90	16.5	16.5	4-16.5	1B	19-Jul-17
SIP-PA-003	Piezometer	26-Jan-90	18	14	4-14	1B	19-Jul-17
SIP-PA-005	Piezometer	4-Jan-90	11.5	8	3-8	1B	20-Jul-17
SIP-PA-006	Piezometer	4-Jan-90	13.5	12	5-12	1B	19-Jul-17
SIP-PA-007	Piezometer	4-Jan-90	11.5	5	1-5	1B	20-Jul-17
SIP-PA-010	Piezometer	25-Jan-90	11.5	9	3-9	1B	19-Jul-17
SIP-PA-012	Piezometer	29-Jan-90	11.5	9	2-9	1B	22-Oct-18
SIP-PA-021	Piezometer	23-Jan-90	11.5	10	2-10	1B	18-Oct-18
SIP-PA-025	Piezometer	23-Jan-90	11.5	7	4-7	1B	19-Jul-17
SIP-PA-026	Piezometer	29-Jan-90	11.5	10	2-10	1B	20-Jul-17
SIP-PA-027	Piezometer	29-Jan-90	8.5	7	2-7	1B	22-Oct-18
SIP-PA-028	Piezometer	23-Jan-90	11	8	5-8	1B	19-Jul-17
SIP-PA-034	Piezometer	04-Jan-90	6.5	5	3-5	1B	18-Oct-18
SIP-PA-035	Piezometer	04-Jan-90	11.5	11.5	6.5-11.5	1B	18-Oct-18
SVB-GP-001	NA	NA	20	NA	NA	NA	22-Feb-10
SVB-GP-002	NA	NA	20	NA	NA	NA	23-Feb-10

Table A-2. Well closure data, LLNL Livermore Site and vicinity, Livermore, California.

Well number	Well type	Date installed	Borehole depth (ft)	Casing depth (ft)	Screen interval(s) (ft)	HSU monitored	Closure date
SVB-GP-006	NA	NA	30	NA	NA	NA	2-Sep-10
SVB-GP-008	NA	NA	20	NA	NA	NA	23-Feb-10
SVB-GP-008A	NA	NA	90.1	NA	NA	NA	24-Feb-10
SVB-GP-009	NA	NA	30	NA	NA	NA	2-Sep-10
SVB-GP-010	NA	NA	30	NA	NA	NA	2-Sep-10
SVB-GP-012	NA	NA	51	NA	NA	NA	2-Sep-10
SVB-GP-013	NA	NA	89	NA	NA	NA	24-Feb-10
TOM-001	Tomography	NA	NA	52	NA	NA	17-Dec-09
TOM-002	Tomography	NA	NA	55	NA	NA	17-Dec-09
TOM-003	Tomography	NA	NA	55	NA	NA	17-Dec-09
TOM-004	Tomography	NA	NA	54.6	NA	NA	17-Dec-09
TOM-005	Tomography	NA	NA	55	NA	NA	16-Dec-09
TOM-006	Tomography	NA	NA	55	NA	NA	16-Dec-09
TOM-007	Tomography	NA	NA	55	NA	NA	23-Dec-09
UP-292-001	Piezometer	7-Jan-91	54.5	49.5	44.5-49.5	1B	25-Sep-95
W-007	Monitor	3-Oct-80	110.5	100	76-81	2	29-Sep-15
					88-98	3A	
W-010A	Monitor	8-Sep-80	110.7	110	85-95	2	26-Feb-02
					100-105		
W-014A	Monitor	26-Aug-80	112.8	109	NA	2	11-Dec-87
					NA	2	
					NA	2	
W-015	Monitor	17-Nov-80	285	267	239-265	7	13-May-88
W-018	Monitor	22-Aug-80	161	152	80-90	2	11-Nov-85
					100-105	2	
					112-117	3A	
					128-133	5	
					143-152	5	
W-019	Monitor	19-Sep-80	164.8	161	147-157	7	22-Jun-06
W-149	Monitor	23-Aug-85	201	169	161-169	2	3-Sep-96
W-150	Monitor	13-Sep-85	212	162	157-162	2	11-Apr-90
W-203	Monitor	15-Nov-85	87	41	31-41	1A	29-Sep-15
W-211	Monitor	19-Mar-86	215.5	193	183-193	7	13-Jun-02
W-352	Monitor	29-Oct-86	235	201	181-201	4	5-Jan-98
W-358	Monitor	4-Feb-87	248	239	230-239	7	13-Apr-94
W-360	Monitor	24-Feb-87	260	204.5	181.5-204.5	4	26-Feb-02
W-361	Monitor	05-Mar-87	257	135	125-135	3A	17-Sep-18

Table A-2. Well closure data, LLNL Livermore Site and vicinity, Livermore, California.

Well number	Well type	Date installed	Borehole depth (ft)	Casing depth (ft)	Screen interval(s) (ft)	HSU monitored	Closure date
W-414	Monitor	20-May-88	179	74	69.5-74	2	26-Feb-02
W-441	Monitor	14-Oct-87	250	144	135-144	5	13-Nov-18
W-456	Monitor	9-Jun-88	343	180.5	172-180.5	3A	15-Nov-00
W-460	Monitor	22-Jul-88	361	140.5	135-140.5	2	15-Nov-00
W-508	Monitor	17-Feb-89	316	306	287-305	7	NA
W-591	Monitor	29-Nov-88	112	107.5	97-107.5	2	18-Apr-06
W-906	GW Extraction	23-Jul-93	200	132	58-132	2/3A	30-Apr-15
W-907	GW Extraction	3-Aug-93	239	22	172.7-188.7	4	30-Apr-15
					204.5-215	5	
W-1005	Monitor	14-Mar-94	192	110	98-110	1B	13-Nov-00
W-1006	Monitor	10-Mar-94	154	149	141-149	2	14-Nov-00
W-1007	Monitor	31-Mar-94	199.5	182	172-182	3A	14-Nov-00
W-1114	Monitor	7-Aug-95	223	205	177-200	5	23-Apr-97
W-1218	Monitor	29-May-96	240	145.5	127-145	3A	27-Feb-02
W-1220	Monitor	12-Jun-96	120	117	90-112	2	27-Feb-02
W-1221	Monitor	1-Jul-96	220	172	162-172	4	28-Feb-02
W-1255	Monitor	27-Aug-96	208	200.7	124-129	4	28-Jul-21
W-1411	Monitor	04-Feb-98	133	128.1	114-128	3A	22-Oct-18
W-1513	Monitor	11-May-99	122	120	108-120	2/3A	30-Jul-15
W-1514	Monitor	24-May-99	127.5	126	103-121	2/3A	30-Jul-15
W-1515	Monitor	8-Jun-99	130	121.5	102-120	2/3A	30-Jul-15
W-2012	GW Extraction	21-Oct-04	155	136.6	111-116	3A	20-Oct-11
					126-131	3A	
TEP-GP-001	Dynamic Stripping	15-Jan-92	165	160.5	NA	NA	25-Jan-10
				117	107-117	2/3A	
				160.5	NA	NA	
HW-SNL-003	Dynamic Stripping	NA	NA	150	130-145	NA	27-Nov-18
IW-SNL-708	Dynamic Stripping	29-Mar-91	166	155	NA	NA	19-Nov-18
IW-SNL-709	Dynamic Stripping	29-Mar-91	165	155	NA	NA	29-Nov-18
IW-SNL-715	Dynamic Stripping	13-Nov-91	170	161	NA	NA	27-Nov-18
TEP-GP-002	Dynamic Stripping	24-Jun-92	161.4	NA	102-112.5	2/3A	25-Feb-10
				133	122-133	3A	
				161	NA	NA	
TEP-GP-003	Dynamic Stripping	28-Jan-92	161	129.5	124.5-129.5	3A	3-Aug-15
				161	NA	NA	
TEP-GP-004	Dynamic Stripping	5-Feb-92	161	106	96-106	2	3-Aug-15
				134	124-134	3A	

Table A-2. Well closure data, LLNL Livermore Site and vicinity, Livermore, California.

Well number	Well type	Date installed	Borehole depth (ft)	Casing depth (ft)	Screen interval(s) (ft)	HSU monitored	Closure date
				161	NA	NA	
TEP-GP-005	Dynamic Stripping	18-Feb-92	161	124.5	114.5-124.5	3A	25-Jan-10
				161	NA	NA	
TEP-GP-006	Dynamic Stripping	26-Feb-92	161	127	107-127	2/3A	9-Sep-10
				161	NA	NA	
TEP-GP-007	Dynamic Stripping	13-Mar-92	161	125.5	115.5-125.5	3A	29-Jul-15
				161	NA	NA	
TEP-GP-008	Dynamic Stripping	3-Mar-92	161	110	100-110	2	23-Sep-15
				129	119-129	3A	
				161	NA	NA	
TEP-GP-009	Dynamic Stripping	6-May-92	161.7	107	98-107	2	20-Jan-10
				130.5	120.5-130.5	3A	
				161	NA	NA	
TEP-GP-010	Dynamic Stripping	24-Mar-92	161	124.5	114.5-124.5	3A	21-Jan-10
				161	NA	NA	
TEP-GP-011	Dynamic Stripping	7-Apr-92	161	108	98-108	2	4-Aug-15
				161	NA	NA	
TEP-GP-106	Dynamic Stripping	21-Sep-93	137.5	135.5	NA	NA	19-Jan-10
CPRS-02	Anode Well	NA	290	NA	NA	NA	
CPRS-03 (B482)	Anode Well	NA	180	NA	NA	NA	26-Sep-03
CPRS-06 (B543)	Anode Well	NA	NA	NA	NA	NA	29-Aug-06
CPS-1-325CT (B323)	Anode Well	24-Feb-77	290	NA	NA	NA	30-Oct-03
CPS-622	Anode Well	14-Feb-77	290	NA	NA	NA	15-Jan-04
CPS SC-5	Anode Well	NA	290	NA	NA	NA	21-Jul-05

Notes and footnotes appear on the following page.

Table A-2. Well closure data, LLNL Livermore Site and vicinity, Livermore, California.

Well number	Well type	Date installed	Borehole depth (ft)	Casing depth (ft)	Screen interval(s) (ft)	HSU monitored	Closure date

[a] **Well 11BA not recognized by Alameda County Flood Control and Water Conservation District, Zone 7.**

Notes:

ft = Feet (All depths reported are in feet below ground surface).
HSU = Hydrostratigraphic Unit.
IMS = Instrumented Membrane System.
NA = Not Available.

Well numbers were changed in December 1988 to be consistent with Alameda County Flood Control and Water. Conservation District, Zone 7 well identification. Well number changes made on this table are:

11J81 ------> 11J4
11R81 ------> 11R5
11Q81 ------> 11Q6
13D81 ------> 13D1
14A81 ------> 14A1
14A82 ------> 14A2
14A83 ------> 14A4

Well 11A5 was renamed 2R9 by the Alameda County Flood Control and Water Conservation District, Zone 7 in November 1997. Well 11A5 now applies to monitor well W-409.

“Other non-LLNL” refers to agricultural, private or agency wells.

IMSs were installed in the vadose zone to measure moisture content, pressure, temperature, and VOCs.

Piezometer SVB-518-303 was drilled out and replaced by well W-518-1915 in 2003.

Temperature monitoring wells (TEP series) consist of a blank fiberglass 2-in. inside diameter (ID) casing instrumented with geophysical sensors. The blank fiberglass casing has no screened interval. Some boreholes also had one or two 1-inch piezometers installed adjacent to the blank casing. Therefore, the casing depths with accompanying screened intervals refer to the piezometers.

Appendix B

Results of hydraulic tests

Table B-1. Results of hydraulic tests[a].

Well	Date	Type of test[b]	Flow rate (Q) (gpm)	Transmissivity (T) (gpd/ft)	Hydraulic conductivity (K)[c] (gpd/sq ft)	Data quality[d]
W-001	1-Dec-83	Drawdown	5.7	2,000	110	Fair
W-001	23-Jan-85	Drawdown	7.1	3,100	170	Good
W-001A	22-Jan-85	Drawdown	1.4	190	19	Good
W-002	1-Dec-83	Slug	NA	110	34	Poor
W-002A	24-Jan-85	Drawdown	10.3	2,700	200	Good
W-004	1-Dec-83	Drawdown	3.3	63	13	Good
W-005	1-Dec-83	Drawdown	4.3	110	20	Good
W-005	24-Jan-85	Drawdown	7.9	1,100	210	Fair
W-005A	23-Jan-85	Drawdown	13.0	1,300	130	Poor
W-007	1-Dec-83	Slug	NA	43	14	Fair
W-008	1-Dec-83	Drawdown	2.9	29	4.9	Fair
W-011	1-Dec-83	Drawdown	4.1	130	15	Good
W-017	1-Dec-83	Slug	NA	38	2.5	Good
W-017	21-Feb-86	Slug	NA	85	5.7	Good
W-018	1-Dec-83	Drawdown	2.6	20	2.7	Poor
W-102	25-Mar-86	Drawdown	6.4	1,100	76	Good
W-102	5-Sep-86	Drawdown	24.0	770	53	Good
W-102	15-Sep-86	Long-term	27.5	4,200	290	Good
W-103	25-Apr-86	Drawdown	6.7	15,000	1,500	Good
W-104	3-Mar-88	Drawdown	5.4	1,200	170	Fair
W-104	25-Mar-88	Drawdown	3.3	450	45	Fair
W-105	6-Apr-87	Drawdown	0.8	73	7.3	Fair
W-106	19-Feb-86	Slug	NA	7.4	1.3	Excel
W-107	17-Jun-85	Drawdown	1.0	94	9.4	Poor
W-108	29-Oct-85	Drawdown	7.9	750	63	Poor
W-109	5-Mar-86	Drawdown	8.1	3,200	530	Good
W-109	4-Sep-87	Drawdown	20.0	1,600	270	Good
W-109	29-Sep-87	Long-term	11.6	130	22	Fair
W-109	16-Oct-87	Drawdown	8.0	2,300	380	Fair
W-110	18-Jun-85	Drawdown	5.0	1,300	130	Good
W-111	13-Jun-85	Drawdown	1.0	370	37	Good
W-111	21-Nov-85	Drawdown	1.0	370	37	Good
W-112	18-Nov-86	Drawdown	13.4	2,100	170	Fair
W-112	15-Dec-86	Long-term	13.2	3,100	260	Fair
W-112	5-Nov-96	Long-term	13.7	3,300	260	Fair
W-113	17-Apr-86	Slug	NA	7.4	1.2	Excel
W-115	5-Mar-86	Drawdown	1.1	180	30	Good

Table B-1. Results of hydraulic tests[a].

Well	Date	Type of test[b]	Flow rate (Q) (gpm)	Transmissivity (T) (gpd/ft)	Hydraulic conductivity (K)[c] (gpd/sq ft)	Data quality[d]
W-116	24-Dec-85	Slug	NA	37	7.5	Good
W-117	20-Feb-86	Slug	NA	2	0.4	Good
W-118	18-Sep-85	Drawdown	16	1,200	120	Poor
W-118	27-Sep-85	Drawdown	13	1,900	190	Poor
W-118	5-Mar-86	Drawdown	10.0	2,100	230	Good
W-119	8-Aug-85	Drawdown	2.0	1,600	110	Good
W-120	22-Apr-86	Drawdown	1.1	23	5.6	Poor
W-121	10-Sep-85	Drawdown	2.0	120	7.5	Good
W-121	23-Sep-85	Drawdown	4.0	23	1.5	Excel
W-121	14-Oct-85	Drawdown	3.0	34	2.2	Excel
W-121	15-Oct-85	Drawdown	4.5	45	3.0	Excel
W-122	28-Oct-85	Drawdown	10.8	490	49	Good
W-123	28-Oct-85	Drawdown	5.8	40	4.4	Poor
W-142	3-Mar-88	Slug	NA	2,600	330	Excel
W-143	3-Mar-88	Slug	NA	1,200	240	Excel
W-149	9-Sep-85	Drawdown	4.0	120	19	Good
W-149	11-Sep-85	Drawdown	8.0	95	16	Excel
W-149	11-Oct-85	Drawdown	4.8	58	9.7	Excel
W-149	11-Oct-85	Drawdown	7.0	70	12	Good
W-150	2-Oct-85	Drawdown	3.1	640	210	Fair
W-150	3-Oct-85	Drawdown	6.0	720	240	Fair
W-150	10-Oct-85	Drawdown	8.8	630	210	Fair
W-150	10-Oct-85	Drawdown	12.0	620	210	Fair
W-151	28-Oct-85	Drawdown	5.8	550	61	Poor
W-201	5-Mar-86	Drawdown	10.0	740	86	Excel
W-203	2-Mar-88	Drawdown	6.6	1,100	110	Good
W-204	23-Jan-86	Drawdown	1.9	100	15	Fair
W-205	14-Feb-86	Slug	NA	5.9	1.9	Good
W-205	18-Feb-86	Slug	NA	5.9	1.9	Good
W-206	14-Apr-86	Slug	NA	120	11	Good
W-206	27-Sep-93	Drawdown	0.19	3.0	0.20	Fair
W-206	18-Oct-93	Drawdown	0.3	4.0	0.30	Fair
W-207	2-Mar-88	Slug	NA	380	32	Excel
W-210	9-Jun-86	Slug	NA	0.6	0.1	Good
W-211	22-Oct-86	Drawdown	2.9	37	12	Fair
W-211	8-Dec-86	Long-term	1.0	44	15	Fair
W-211	16-Sep-97	Long-term	1.1	14	1.4	Good

Table B-1. Results of hydraulic tests[a].

Well	Date	Type of test[b]	Flow rate (Q) (gpm)	Transmissivity (T) (gpd/ft)	Hydraulic conductivity (K)[c] (gpd/sq ft)	Data quality[d]
W-212	12-May-86	Drawdown	0.8	18	3.1	Poor
W-213	22-Apr-86	Drawdown	3.8	190	38	Good
W-214	7-Oct-86	Long-term	27.6	2,300	350	Good
W-217	15-Jul-86	Slug	NA	750	120	Good
W-218	17-Jun-86	Drawdown	11.7	6,400	1,100	Good
W-218	12-Nov-86	Long-term	7.7	4,000	670	Good
W-219	15-Jul-86	Drawdown	4.3	620	76	Good
W-219	23-Feb-87	Long-term	5.2	66	8.0	Fair
W-220	21-Aug-86	Slug	NA	28	5.5	Excel
W-221	5-Aug-86	Drawdown	2.1	120	16	Fair
W-222	12-Aug-86	Drawdown	16.0	1,700	160	Excel
W-222	8-Mar-85	Long-term	7.7	1,100	180	Good
W-223	27-Aug-86	Drawdown	4.0	510	110	Good
W-224	28-Oct-86	Drawdown	7.6	3,600	400	Excel
W-225	23-Oct-86	Drawdown	4.0	85	11	Good
W-225	12-Jan-87	Long-term	2.0	62	8.5	Fair
W-226	31-Mar-87	Slug	NA	1,700	160	Fair
W-252	4-Nov-85	Drawdown	4.0	920	50	Fair
W-252	19-Nov-85	Drawdown	5.6	800	43	Fair
W-254	27-Jan-86	Drawdown	4.2	340	38	Fair
W-254	27-Feb-86	Drawdown	3.2	370	41	Good
W-254	25-Apr-17	Drawdown	1.2	790	110	Fair
W-255	21-Jan-86	Drawdown	5.0	2,800	250	Fair
W-255	21-Jan-86	Drawdown	6.0	2,000	180	Fair
W-255	6-Jan-87	Long-term	2.0	400	36	Fair
W-256	11-Apr-86	Slug	NA	11	5.5	Good
W-257	15-Apr-86	Slug	NA	120	24	Good
W-258	5-Jun-86	Slug	NA	35	9.0	Excel
W-258	29-Oct-86	Slug	NA	32	8.0	Good
W-259	26-Mar-88	Slug	NA	15	5.0	Good
W-260	25-Mar-86	Drawdown	3.0	140	22	Good
W-260	1-Oct-86	Long-term	1.4	120	18	Good
W-261	27-May-86	Slug	0.0	7	2.3	Excel
W-262	11-Apr-86	Drawdown	12.5	2,000	250	Excel
W-262	23-Sep-86	Long-term	22.0	2,750	340	Good
W-262	27-Apr-87	Long-term	23.1	6,800	810	Good
W-263	22-Apr-86	Drawdown	1.2	37	7.4	Poor

Table B-1. Results of hydraulic tests[a].

Well	Date	Type of test[b]	Flow rate (Q) (gpm)	Transmissivity (T) (gpd/ft)	Hydraulic conductivity (K)[c] (gpd/sq ft)	Data quality[d]
W-263	4-Nov-86	Long-term	1.8	76	15	Excel
W-264	7-May-86	Drawdown	8.1	930	100	Good
W-264	29-Oct-86	Long-term	23.0	480	50	Good
W-265	19-May-86	Drawdown	0.7	180	34	Fair
W-267	2-Jun-86	Drawdown	0.5	420	85	Poor
W-268	14-Nov-86	Drawdown	5.0	230	18	Good
W-269	14-Jul-86	Drawdown	5.0	570	95	Good
W-270	30-Dec-86	Slug	NA	14	2.0	Good
W-271	4-Aug-86	Drawdown	5.5	340	76	Fair
W-272	19-Aug-86	Drawdown	0.8	150	30	Fair
W-273	27-Aug-86	Drawdown	3.2	600	90	Good
W-274	25-Mar-85	Slug	NA	38	7.6	Fair
W-274	2-Feb-99	Slug	NA	10	2	Fair
W-275	30-Oct-86	Drawdown	7.0	730	150	Fair
W-275	2-Mar-87	Long-term	5.5	830	170	Fair
W-276	21-Nov-86	Drawdown	13.0	960	110	Good
W-276	04-May-87	Long-term	24.0	2,700	300	Fair
W-277	3-Nov-86	Drawdown	0.9	74	25	Fair
W-290	5-Jan-87	Slug	NA	14	4.0	Excel
W-291	27-Jan-87	Slug	NA	25	7.1	Fair
W-292	28-Aug-86	Drawdown	6.0	400	56	Excel
W-294	29-Dec-86	Drawdown	5.3	5,300	29	Fair
W-294	29-Dec-86	Drawdown	5.9	5,400	300	Good
W-301	30-Oct-86	Drawdown	6.0	460	100	Good
W-302	18-Nov-86	Drawdown	1.0	100	27	Good
W-302	18-Nov-86	Drawdown	2.0	76	21	Fair
W-303	12-Nov-86	Drawdown	11.1	210	70	Good
W-304	13-Mar-87	Drawdown	0.9	74	25	Fair
W-305	26-Nov-86	Drawdown	19.0	720	72	Excel
W-305	18-May-87	Long-term	20.1	640	64	Excel
W-306	31-Mar-87	Drawdown	9.5	270	68	Good
W-307	26-Mar-87	Drawdown	0.9	66	33	Fair
W-308	4-Dec-87	Drawdown	2.6	27	5.4	Good
W-310	17-Feb-87	Drawdown	6.7	58	850	Good
W-310	29-Jul-10	Drawdown	6.0	170	24	Fair
W-311	19-Mar-87	Drawdown	9.8	130	12	Good
W-311	17-Nov-87	Long-term	9.9	370	26	Good

Table B-1. Results of hydraulic tests[a].

Well	Date	Type of test[b]	Flow rate (Q) (gpm)	Transmissivity (T) (gpd/ft)	Hydraulic conductivity (K)[c] (gpd/sq ft)	Data quality[d]
W-312	27-Mar-87	Drawdown	20.5	1,800	300	Poor
W-312	3-Nov-87	Long-term	18.8	1,700	280	Good
W-313	25-Mar-87	Drawdown	7.9	3,000	600	Good
W-313	5-Oct-87	Long-term	9.6	3,400	680	Good
W-314	10-Apr-87	Drawdown	26.4	2,900	390	Good
W-314	13-Jul-87	Long-term	13.6	2,500	330	Fair
W-314	14-Oct-97	Long-term	12	1,400	100	Fair
W-315	9-Apr-87	Drawdown	15.4	150	11	Good
W-315	5-Jan-85	Long-term	24.5	571	41	Excel
W-316	4-May-87	Drawdown	7.8	1,400	280	Good
W-317	12-May-87	Drawdown	12.1	300	43	Fair
W-317	15-Dec-87	Long-term	8.2	120	17.1	Good
W-318	7-Aug-87	Slug	NA	120	16	Good
W-319	29-Jul-87	Drawdown	48.0	7,200	1,500	Good
W-320	15-May-87	Drawdown	1.8	58	17	Fair
W-320	15-May-87	Drawdown	3.0	22	3.7	Fair
W-320	26-Jun-87	Drawdown	2.1	49	14	Fair
W-321	28-Jul-87	Drawdown	40.0	6,600	450	Good
W-322	3-Aug-87	Drawdown	3.1	85	15	Good
W-323	11-Aug-87	Drawdown	3.4	205	59	Good
W-324	10-Sep-87	Drawdown	6.6	200	50	Good
W-325	10-Sep-87	Drawdown	6.0	160	13	Excel
W-351	12-Nov-86	Drawdown	5.7	27	14	Poor
W-351	20-Jun-09	Step	2.7	200	34	Good
W-352	30-Dec-86	Drawdown	20.0	280	14	Good
W-352	7-Jul-87	Long-term	19.5	120	6.0	Excel
W-353	20-Nov-86	Drawdown	2.1	60	17	Good
W-354	30-Dec-86	Drawdown	17.6	2,000	220	Fair
W-354	30-Dec-86	Drawdown	18.0	2,400	260	Good
W-354	20-Apr-87	Long-term	17.8	310	34	Good
W-355	29-Dec-86	Drawdown	2.1	19	5.0	Fair
W-356	17-Mar-87	Drawdown	5.7	180	59	Good
W-356	16-Jul-96	Long-term	4.9	230	57	Poor
W-357	18-Feb-87	Drawdown	15.0	1,300	110	Good
W-357	21-Jul-87	Long-term	9.2	210	18	Good
W-358	18-Mar-87	Drawdown	9.2	210	32	Excel
W-359	9-Mar-87	Long-term	19.0	2,800	290	Fair

Table B-1. Results of hydraulic tests[a].

Well	Date	Type of test[b]	Flow rate (Q) (gpm)	Transmissivity (T) (gpd/ft)	Hydraulic conductivity (K)[c] (gpd/sq ft)	Data quality[d]
W-359	20-Mar-87	Drawdown	18.6	1,100	110	Good
W-359	5-Jun-09	Drawdown	10.0	1,200	95	Fair
W-360	22-May-87	Drawdown	30.0	4,800	210	Excel
W-361	16-Mar-87	Drawdown	4.3	67	11	Good
W-361	12-Jan-85	Long-term	5.3	178	30	Good
W-362	23-Mar-87	Drawdown	16.4	470	49	Good
W-362	21-Sep-87	Long-term	13.6	370	39	Good
W-363	24-Jul-87	Slug	NA	20	3.0	Excel
W-364	8-Apr-87	Drawdown	8.6	51	10	Fair
W-364	1-Jun-87	Long-term	4.8	110	22	Good
W-365	14-May-87	Drawdown	10.0	36	15	Fair
W-366	11-May-87	Drawdown	19.0	780	92	Fair
W-368	11-May-87	Drawdown	2.9	81	8.5	Fair
W-368	31-Jul-01	Step	6.0	2,600	350	Fair
W-368	15-Apr-09	Step	3.8	410	51	Fair
W-369	25-Jun-87	Drawdown	7.0	580	96	Good
W-369	10-Nov-87	Long-term	5.5	89	18	Good
W-370	23-Jun-87	Drawdown	4.4	84	10	Fair
W-371	24-Jun-87	Drawdown	3.3	15	3.0	Good
W-372	23-Nov-87	Slug	NA	310	62	Excel
W-373	28-Jul-87	Drawdown	4.0	660	77	Fair
W-373	28-Jul-87	Drawdown	6.5	50	6.0	Poor
W-376	26-Jan-88	Drawdown	2.9	65	8.5	Fair
W-380	23-Oct-87	Drawdown	4.0	33	4.7	Excel
W-401	23-Oct-87	Drawdown	42.0	950	24	Excel
W-402	22-Oct-87	Drawdown	41.0	13,500	1,400	Good
W-403	3-Dec-87	Drawdown	9.7	370	26	Good
W-404	4-Feb-85	Drawdown	45.0	3,200	530	Good
W-405	16-Feb-85	Drawdown	47.2	546	14	Good
W-406	28-Jan-85	Drawdown	7.4	7,500	940	Fair
W-407	23-Feb-85	Drawdown	14.4	75	7.5	Fair
W-408	5-Apr-85	Drawdown	45.0	43,000	3,100	Good
W-409	22-Mar-85	Drawdown	20.0	230	38	Good
W-410	28-Apr-85	Drawdown	35.0	6,800	570	Fair
W-411	5-May-85	Drawdown	14.0	50	83	Good
W-412	6-May-88	Drawdown	4.1	700	64	Fair
W-413	30-Aug-01	Drawdown	20.0	9,400	790	Good

Table B-1. Results of hydraulic tests[a].

Well	Date	Type of test[b]	Flow rate (Q) (gpm)	Transmissivity (T) (gpd/ft)	Hydraulic conductivity (K)[c] (gpd/sq ft)	Data quality[d]
W-413	15-Apr-09	Step	10.0	5,500	370	Good
W-413	27-Dec-16	Drawdown	20.2	11,000	730	Good
W-414	27-Jul-85	Slug	NA	150	38	Good
W-415	31-Aug-85	Drawdown	10.0	3,100	78	Fair
W-416	11-Jul-85	Drawdown	50.0	2,600	330	Good
W-417	27Jun-88	Drawdown	5.3	340	57	Fair
W-420	16-Aug-85	Drawdown	3.5	710	100	Excel
W-421	12-Sep-85	Drawdown	4.8	320	27	Excel
W-422	19-Sep-85	Drawdown	8.6	230	42	Good
W-423	12-Oct-85	Drawdown	22.0	1,500	130	Good
W-424	17-Oct-85	Drawdown	4.5	130	19	Good
W-441	30-Oct-87	Drawdown	6.0	500	56	Good
W-441	13-Apr-88	Drawdown	13.0	2,200	240	Poor
W-441	19-Apr-88	Long-term	14.0	470	52	Good
W-447	26-Feb-88	Drawdown	7.1	124	850	Poor
W-448	24-Mar-85	Drawdown	24.5	4,200	600	Good
W-449	21-Mar-85	Drawdown	6.2	170	11	Good
W-450	14-Apr-88	Drawdown	3.3	38	650	Fair
W-451	27-Apr-88	Drawdown	2.1	80	16	Good
W-452	2-May-88	Drawdown	5.2	310	21	Excel
W-453	3-May-88	Drawdown	5.8	67	7.4	Fair
W-455	22-Jun-88	Drawdown	5.8	160	13	Good
W-456	14-Jul-85	Drawdown	4.5	260	33	Fair
W-457	29-Jul-85	Drawdown	20.5	450	24	Excel
W-458	2-Aug-85	Drawdown	0.8	24	150	Fair
W-460	1-Sep-85	Drawdown	17.0	1,900	380	Fair
W-461	7-Sep-85	Slug	NA	690	140	Good
W-462	27-Sep-85	Drawdown	19.0	360	60	Good
W-463	11-Oct-85	Drawdown	24.0	1,600	200	Good
W-464	8-Nov-88	Drawdown	9.0	370	53	Good
W-481	2-Dec-87	Drawdown	1.1	8	1.7	Good
W-486	23-Mar-85	Drawdown	6.0	230	30	Good
W-487	14-Apr-88	Drawdown	2.2	45	15	Good
W-501	21-Oct-85	Drawdown	9.7	170	21	Good
W-502	14-Nov-85	Slug	NA	12	30	Good
W-503	11-Nov-88	Drawdown	1.3	15	3.0	Fair
W-504	8-Dec-85	Drawdown	10.0	590	84	Good

Table B-1. Results of hydraulic tests[a].

Well	Date	Type of test[b]	Flow rate (Q) (gpm)	Transmissivity (T) (gpd/ft)	Hydraulic conductivity (K)[c] (gpd/sq ft)	Data quality[d]
W-505	21-Mar-89	Drawdown	34.2	653	76	Good
W-506	10-Feb-89	Drawdown	31.0	7,423	460	Good
W-507	6-Feb-89	Drawdown	39.0	2,900	290	Good
W-508	29-Mar-89	Drawdown	30.0	47,000	2,600	Good
W-509	11-May-89	Drawdown	0.9	10	2.0	Fair
W-510	11-May-89	Slug	NA	220	110	Good
W-511	11-May-89	Drawdown	1.7	63	11	Fair
W-512	27-Apr-89	Drawdown	2.9	85	9.4	Good
W-513	9-May-89	Drawdown	0.6	33	3.0	Fair
W-514	26-May-89	Drawdown	1.4	84	530	Fair
W-515	6-Jun-89	Drawdown	2.8	37	4.2	Fair
W-516	19-Jun-89	Drawdown	19.5	1,428	286	Good
W-517	27-Jun-89	Drawdown	7.3	370	53	Good
W-518	10-Aug-89	Drawdown	6.2	1,421	178	Good
W-519	31-Aug-89	Drawdown	31.5	5,700	475	Excel
W-520	24-Jan-90	Drawdown	22.8	3,300	560	Excel
W-521	1-Feb-90	Drawdown	0.6	44	4.9	Fair
W-522	5-Feb-90	Drawdown	20.0	3,700	620	Fair
W-551	8-Nov-85	Drawdown	37.0	350	88	Good
W-552	12-Dec-88	Drawdown	38.0	4,700	390	Good
W-553	17-Nov-85	Drawdown	2.2	55	7.9	Fair
W-554	10-Jan-89	Drawdown	21.5	1,800	150	Good
W-555	28-Dec-88	Drawdown	14.0	460	23	Fair
W-556	25-Jan-89	Drawdown	17.0	850	170	Fair
W-557	23-Jan-89	Drawdown	1.2	570	36	Poor
W-558	23-Mar-89	Drawdown	24.7	5,200	650	Good
W-560	8-Mar-89	Drawdown	1.7	30	7.6	Fair
W-561	13-Mar-89	Drawdown	1.1	12	2.1	Fair
W-562	28-Mar-89	Drawdown	1.0	16	2.3	Fair
W-563	31-Mar-89	Drawdown	1.1	14	2.3	Fair
W-564	26-Apr-89	Drawdown	1.6	44	5.0	Poor
W-565	18-Apr-89	Drawdown	15.6	1,600	260	Good
W-566	2-May-89	Drawdown	17.0	780	86	Good
W-566	31-Aug-93	Long-term	22.5	2,580	520	Fair
W-566	11-Aug-09	Step	8.2	860	86	Good
W-567	4-May-89	Drawdown	10.4	2,600	320	Excel
W-568	20-Jun-89	Drawdown	18.3	620	160	Fair

Table B-1. Results of hydraulic tests[a].

Well	Date	Type of test[b]	Flow rate (Q) (gpm)	Transmissivity (T) (gpd/ft)	Hydraulic conductivity (K)[c] (gpd/sq ft)	Data quality[d]
W-569	24-May-89	Drawdown	2.8	100	15	Fair
W-570	8-Jun-89	Drawdown	1.1	7	1.1	Fair
W-571	17-Jul-89	Drawdown	17.7	1,000	200	Excel
W-592	23-Jan-89	Drawdown	2.2	2,200	280	Poor
W-593	22-Feb-89	Drawdown	2.2	57	11.4	Good
W-594	16-Mar-89	Slug	NA	380	54	Excel
W-601	8-Feb-90	Drawdown	22.5	6,900	770	Excel
W-602	29-Jan-90	Drawdown	24.0	5,300	620	Good
W-603	7-Feb-90	Drawdown	6.1	100	20	Fair
W-604	20-Feb-90	Slug	NA	380	63	Good
W-605	28-Feb-90	Drawdown	4.8	50	12	Good
W-606	21-Feb-90	Slug	NA	120	20	Fair
W-607	22-Feb-90	Drawdown	1.4	800	100	Good
W-608	28-Feb-90	Drawdown	1.2	230	30	Fair
W-609	9-Mar-90	Drawdown	6.7	470	70	Good
W-610	28-Mar-90	Drawdown	5.8	5,500	380	Good
W-611	16-Apr-90	Drawdown	3.5	1,000	110	Fair
W-612	24-May-90	Drawdown	13.5	550	55	Good
W-612	5-Apr-94	Long-term	14	230	40	Good
W-613	23-May-90	Drawdown	4.8	2,550	360	Good
W-614	7-Jun-90	Drawdown	6.7	1,650	130	Good
W-615	21-Jun-90	Drawdown	1.3	130	19	Fair
W-616	27-Jun-90	Drawdown	2.0	390	40	Fair
W-617	12-Jul-90	Drawdown	2.8	53	6.8	Good
W-618	1-Aug-90	Drawdown	1.9	24	4.8	Fair
W-619	30-Aug-90	Drawdown	11.8	190	11	Good
W-620	1-Oct-90	Drawdown	5.8	6,500	650	Good
W-621	4-Oct-90	Drawdown	3.8	310	39	Good
W-622	12-Oct-90	Slug	NA	130	16	Fair
W-651	16-Mar-90	Slug	NA	530	180	Fair
W-652	22-Mar-90	Drawdown	1.0	11	3.8	Good
W-653	11-Apr-90	Drawdown	0.3	2	2.0	Fair
W-653	16-Mar-05	Drawdown	0.45	1.0	1.0	Good
W-654	25-Apr-90	Drawdown	21.7	390	25	Fair
W-655	12-May-90	Drawdown	12.2	1,000	220	Good
W-701	23-Oct-90	Drawdown	14.5	6,800	650	Good
W-701	3-Oct-92	Step	16.5	5,200	430	Good

Table B-1. Results of hydraulic tests[a].

Well	Date	Type of test[b]	Flow rate (Q) (gpm)	Transmissivity (T) (gpd/ft)	Hydraulic conductivity (K)[c] (gpd/sq ft)	Data quality[d]
W-701	1-Apr-93	Drawdown	24.0	3,700	370	Good
W-702	29-Nov-90	Drawdown	2.5	150	30	Good
W-702	25-Feb-93	Step	4.6	36	7	Poor
W-703	19-Dec-90	Drawdown	7.0	230	9.1	Good
W-704	4-Mar-91	Drawdown	19.0	1,800	140	Fair
W-705	20-Feb-91	Drawdown	0.8	40	6.1	Fair
W-706	29-Jan-91	Drawdown	0.2	8	1	Fair
W-712	25-Feb-92	Drawdown	7.8	750	48	Good
W-712	18-Mar-93	Long-term	15.1	1,440	93	Good
W-714	6-Dec-91	Drawdown	2.9	140	6.7	Good
W-902	25-Mar-93	Drawdown	0.6	6	2	Fair
W-906	20-Jun-09	Step	8.6	290	4.0	Good
W-909	18-Oct-95	Drawdown	2.7	150	5.1	Good
W-911	2-Feb-96	Drawdown	1.4	53	2.1	Good
W-912	10-Nov-95	Drawdown	4.1	65	11	Poor
W-913	16-Aug-95	Drawdown	23.5	730	36	Good
W-1001	13-Aug-95	Drawdown	1.3	170	25	Fair
W-1002	19-Jun-97	Drawdown	16.8	680	49	Good
W-1003	26-Jun-97	Drawdown	1.2	5.1	0.7	Poor
W-1005	16-Jun-97	Drawdown	17	110,000	91,000	Poor
W-1006	17-Jun-97	Drawdown	17.4	180	23	Fair
W-1007	23-Sep-95	Drawdown	1.6	13	1.3	Fair
W-1007	4-May-99	Drawdown	6.6	4,300	540	Fair
W-1008	17-Jan-97	Drawdown	7.3	110	13	Good
W-1010	10-Jul-95	Drawdown	20.3	1,650	140	Fair
W-1011	11-Jul-95	Drawdown	3.8	240	17	Good
W-1012	13-Jul-95	Drawdown	3.3	35	2.2	Fair
W-1013	13-Jul-95	Drawdown	2.7	2,000	250	Poor
W-1014	28-Aug-96	Drawdown	31.1	7,700	320	Good
W-1101	22-Nov-95	Drawdown	0.8	9.9	3.3	Good
W-1102	29-Jan-96	Drawdown	14.7	81	4.5	Fair
W-1103	29-Nov-95	Drawdown	3	19	1.6	Fair
W-1104	19-Apr-2017	Drawdown	25.7	5,300	530	Good
W-1105	17-Jul-95	Drawdown	2.4	320	26	Fair
W-1106	24-Jul-96	Drawdown	7.1	5,200	580	Good
W-1107	9-Apr-97	Drawdown	6.7	3,500	250	Poor
W-1107	4-May-99	Drawdown	6.6	4,300	310	Fair

Table B-1. Results of hydraulic tests[a].

Well	Date	Type of test[b]	Flow rate (Q) (gpm)	Transmissivity (T) (gpd/ft)	Hydraulic conductivity (K)[c] (gpd/sq ft)	Data quality[d]
W-1108	3-Nov-95	Drawdown	12.3	950	68	Good
W-1108	25-Jun-96	Long-term	11.6	1,000	70	Poor
W-1108	1-Nov-05	Drawdown	7.1	800	57	Fair
W-1108	26-Jun-09	Step	2.9	1,300	89	Fair
W-1109	26-Jun-95	Drawdown	8.7	460	33	Fair
W-1109	4-Jun-96	Long-term	6.8	760	40	Poor
W-1109	11-Aug-09	Step	1.5	650	72	Good
W-1110	22-Jan-96	Drawdown	6.3	690	29	Fair
W-1111	20-Oct-95	Drawdown	15.8	2,100	95	Good
W-1111	9-Dec-96	Long-term	11.2	160	7.9	Poor
W-1112	24-May-96	Drawdown	6.4	94	10	Fair
W-1113	26-Aug-96	Drawdown	1	5.5	0.6	Good
W-1114	27-Oct-95	Long-term	15.1	270	12	Fair
W-1116	23-Feb-96	Drawdown	6.6	290	11	Fair
W-1117	23-Aug-96	Drawdown	0.7	3.4	0.34	Fair
W-1118	18-Jan-96	Drawdown	5.6	350	35	Good
W-1201	1-Nov-96	Drawdown	1	8.3	0.92	Poor
W-1203	2-May-96	Drawdown	18.8	900	90	Good
W-1204	22-Feb-96	Drawdown	1.3	17	2.2	Poor
W-1205	27-Nov-96	Slug	NA	330	33	Fair
W-1206	20-Jun-09	Step	18	1,900	160	Fair
W-1207	27-Nov-96	Slug	NA	900	45	Poor
W-1208	20-Jun-09	Step	23	784	28	Fair
W-1209	17-May-96	Drawdown	0.98	11	0.69	Good
W-1210	30-May-96	Drawdown	3.8	7.3	0.73	Fair
W-1211	26-Jul-96	Drawdown	28.6	5,000	330	Good
W-1212	14-May-96	Drawdown	1.9	35	2.5	Good
W-1212	10-Sep-96	Long-term	1.3	85	3.6	Poor
W-1213	22-Jul-96	Drawdown	11.6	500	42	Fair
W-1213	30-Jul-96	Long-term	9.6	440	37	Poor
W-1213	9-Feb-09	Step	3.3	4,400	360	Fair
W-1214	28-Apr-97	Drawdown	2.2	110	5.4	Fair
W-1215	15-Aug-96	Drawdown	11.6	610	61	Fair
W-1215	8-Oct-96	Long-term	9.8	3,000	300	Poor
W-1216	14-Aug-96	Drawdown	11.4	210	6.9	Good
W-1216	15-Oct-96	Long-term	11.1	160	5.4	Poor
W-1218	11-Nov-96	Drawdown	5.8	83	4.6	Fair

Table B-1. Results of hydraulic tests[a].

Well	Date	Type of test[b]	Flow rate (Q) (gpm)	Transmissivity (T) (gpd/ft)	Hydraulic conductivity (K)[c] (gpd/sq ft)	Data quality[d]
W-1218	8-Jul-97	Long-term	4.8	210	12	Fair
W-1219	27-May-97	Drawdown	0.4	2.5	0.63	Poor
W-1220	13-Nov-96	Drawdown	20.3	2,600	120	Good
W-1220	15-Jul-97	Long-term	20.0	4,700	210	Fair
W-1221	27-Dec-96	Drawdown	3.1	29	2.9	Fair
W-1222	31-Oct-96	Drawdown	6.1	430	43	Good
W-1224	22-May-97	Drawdown	5.0	55	11	Good
W-1225	31-Mar-97	Drawdown	4.1	83	10	Good
W-1226	27-Feb-97	Drawdown	2.2	14	1.4	Excel
W-1227	11-Apr-97	Drawdown	15.1	380	48	Fair
W-1254	19-Nov-96	Long-term	18.9	1,130	110	Fair
W-1301	10-Mar-97	Long-term	4.7	120	15	Fair
W-1303	18-Mar-97	Long-term	7.8	490	21	Fair
W-1304	2-Jul-97	Drawdown	0.7	2.6	0.52	Poor
W-1306	30-Apr-97	Drawdown	2.8	24	1.2	Good
W-1306	18-Jun-97	Long-term	1.6	54	2.7	Poor
W-1307	31-Jul-97	Drawdown	11.6	1,100	110	Good
W-1308	14-Aug-97	Drawdown	6.5	150	5.1	Good
W-1308	7-Oct-97	Long-term	4.0	530	18	Fair
W-1309	15-Oct-97	Drawdown	9.1	90	8.9	Fair
W-1310	10-Mar-97	Drawdown	27.9	1,060	53	Good
W-1310	17-Nov-08	Drawdown	5.1	1,200	62	Poor
W-1311	29-Oct-97	Drawdown	12.2	290	15	Good
W-1401	11-Nov-97	Drawdown	7.0	100	6.8	Excel
W-1402	12-Dec-97	Drawdown	2.6	100	10.2	Fair
W-1403	21-Jul-98	Drawdown	5.4	95	13	Good
W-1404	21-Apr-98	Drawdown	6.5	210	84	Good
W-1405	23-Apr-98	Drawdown	6.4	1,300	360	Fair
W-1406	17-Apr-98	Drawdown	11.1	3,600	360	Good
W-1407	3-Apr-98	Drawdown	1.1	8.7	1.0	Excellent
W-1408	15-Apr-98	Drawdown	2.7	85	28	Fair
W-1410	29-Jun-98	Drawdown	11.5	3,000	500	Poor
W-1410	8-Sep-99	Step	6.5	3,800	650	Poor
W-1411	15-May-98	Drawdown	12.3	14,700	1,300	Poor
W-1412	29-May-98	Slug	NA	2	0.67	Fair
W-1413	8-Jun-98	Drawdown	0.63	8.7	3.5	Fair
W-1415	11-Jun-98	Drawdown	0.87	18	1.2	Fair

Table B-1. Results of hydraulic tests[a].

Well	Date	Type of test[b]	Flow rate (Q) (gpm)	Transmissivity (T) (gpd/ft)	Hydraulic conductivity (K)[c] (gpd/sq ft)	Data quality[d]
W-1416	28-Jul-98	Drawdown	12.3	1,300	180	Good
W-1417	1-Jul-98	Drawdown	15.1	130	11	Good
W-1417	16-Jul-98	Step	5.9	150	13	Fair
W-1418	25-Sep-98	Drawdown	10.7	78	6.5	Excellent
W-1418	16-Dec-98	Step	10.5	490	41	Fair
W-1419	15-Jul-98	Step	6.1	47	3	Poor
W-1420	12-Aug-98	Drawdown	13.1	3,000	220	Poor
W-1421	14-Jul-98	Step	1.82	14	1.8	Poor
W-1421	17-Jul-98	Step	3.8	22	2.8	Poor
W-1422	18-Sep-98	Drawdown	12.0	170	33	Excellent
W-1422	18-Dec-98	Step	11.7	160	32	Good
W-1423	12-Nov-98	Drawdown	24.6	540	39	Fair
W-1424	1-Oct-98	Drawdown	6	48	6.9	Excellent
W-1425	1-Oct-98	Drawdown	1.4	15	2.4	Fair
W-1426	13-Nov-98	Drawdown	6.5	840	56	Good
W-1427	11-Jan-99	Drawdown	7.9	2,100	300	Good
W-1428	13-Jan-99	Drawdown	8.1	8,200	550	Good
W-1501	20-Nov-98	Drawdown	7.2	68	11	Good
W-1502	17-May-99	Drawdown	1.5	360	60	Good
W-1503	12-Feb-99	Drawdown	17.6	1,700	180	Good
W-1503	21-Apr-09	Step	14	1,000	100	Fair
W-1504	18-Feb-99	Drawdown	15.4	600	60	Fair
W-1504	21-Apr-09	Step	3.2	370	18	Good
W-1504	28-Aug-2017	Drawdown	7.7	690	33	Fair
W-1505	29-Apr-99	Drawdown	11.2	280	35	Fair
W-1506	19-Apr-99	Drawdown	3.1	50	5.4	Good
W-1507	27-Apr-99	Drawdown	0.65	15	1.9	Fair
W-1508	28-Jun-01	Slug	NA	160	16	Good
W-1509	9-Apr-99	Drawdown	7.2	7,000	700	Good
W-1510	14-Apr-99	Drawdown	6.6	280	20	Fair
W-1510	21-Apr-09	Step	4.5	3,200	160	Fair
W-1512	21-Jun-01	Slug	NA	230	23	Good
W-1514	23-Jun-99	Long-term	5.8	440	90	Good
W-1515	18-Jan-00	Drawdown	1.5	26	1.5	Poor
W-1515	2-Feb-00	Long-term	1.1	75	4.1	Fair
W-1518	22-Mar-00	Step	6.0	440	19	Good

Table B-1. Results of hydraulic tests[a].

Well	Date	Type of test[b]	Flow rate (Q) (gpm)	Transmissivity (T) (gpd/ft)	Hydraulic conductivity (K)[c] (gpd/sq ft)	Data quality[d]
W-1520	21-Mar-00	Long-term	4.0	165	20	Poor
W-1522	20-Mar-00	Step	10.5	3,500	235	Good
W-1550	28-Dec-99	Drawdown	10.0	330	35	Fair
W-1601	25-Feb-00	Drawdown	3.0	35	3.6	Good
W-1602	3-Mar-00	Drawdown	8.3	3,100	310	Fair
W-1604	2-Apr-01	Drawdown	4.0	1,600	220	Fair
W-1609	14-Dec-05	Injection	0.30	1.90	0.10	Fair
W-1610	14-Jul-00	Injection	2.0	17	0.8	Good
W-1610	17-Jul-00	Injection	3.0	17	0.8	Excel
W-1610	7-Dec-05	Injection	1.5	17	0.80	Fair
W-1614	25-Aug-00	Drawdown	1.9	75	8.3	Good
W-1654	20-Apr-00	Drawdown	0.5	12	2.0	Good
W-1655	21-Apr-00	Drawdown	1.5	27	4.9	Good
W-1701	23-Jul-01	Drawdown	9.0	160	40	Good
W-1701	26-Sep-01	Long-term	15.0	60	15	Fair
W-1703	25-Oct-01	Drawdown	12.0	16,000	2,300	Fair
W-1801	3-May-02	Drawdown	10.0	6,600	660	Fair
W-1801	18-Jun-09	Step	7	1,100	110	Good
W-1802	30-Sep-02	Drawdown	1.3	11	1.1	Fair
W-1805	22-Jan-03	Drawdown	11.1	13,000	800	Fair
W-1806	15-Apr-03	Drawdown	3.1	450	77	Good
W-1807	24-Aug-09	Step	3	3,200	320	Good
W-1902	19-Mar-03	Step	11.0	1,100	29	Good
W-2012	8-Jul-10	Drawdown	NA	83.0	27.7	Fair
W-2201	9-Feb-09	Step	3.0	12,000	680	Fair
W-2202	2-Mar-06	Drawdown	0.95	65	6.5	Poor
W-2203	23-Feb-06	Drawdown	1.04	15	1.4	Fair
W-2501	5-May-10	Drawdown	35.00	240	12	Good
W-2502	23-Apr-10	Drawdown	24	51	2.1	Good
W-2601	15-May-10	Drawdown	34	760	51	Fair
W-2602	2-Jun-10	Drawdown	5	38	7.6	Poor
W-2603	5-May-10	Drawdown	4.8	68.8	14.0	Good
W-2611	22-Oct-10	Drawdown	2.0	125	10.2	Good
W-2612	19-Oct-10	Slug	NA	3.9	0.13	Good
W-2801	18-Nov-11	Drawdown	3.1	339	33.9	Good
W-2801	22-Nov-11	Step	1.0	256	25.6	Good
W-3001	22-May-14	Drawdown	4.0	70	14	Good

Table B-1. Results of hydraulic tests[a].

Well	Date	Type of test[b]	Flow rate (Q) (gpm)	Transmissivity (T) (gpd/ft)	Hydraulic conductivity (K)[c] (gpd/sq ft)	Data quality[d]
W-3002	17-Jun-14	Drawdown	1.1	48	9.5	Excellent
W-3003	18-Jun-14	Drawdown	0.79	35	7	Excellent
W-3004	23-Sep-14	Slug	NA	28	2.8	Good
W-3101	17-Jun-15	Drawdown	5.9	38.5	7.7	Good
W-3102	18-Jun-15	Drawdown	2.1	44.5	8.9	Good
W-3104	23-Dec-15	Drawdown	2.0	24	4.8	Good
W-3107	15-Dec-15	Drawdown	1.7	65.3	13.1	Good
W-3301	18-Sep-17	Drawdown	7	97	20	Fair
SIP-ETC-201	1-Apr-04	Drawdown	1.0	200	10	Fair
SIP-ETS-201	13-Mar-96	Drawdown	0.0	430	89	Fair
SIP-ETS-204	13-Mar-96	Drawdown	0.0	150	15	Poor
SIP-ETS-207	26-Oct-93	Drawdown	0.58	710	68	Fair
SIP-ETS-207	10-Nov-93	Drawdown	2.7	440	51	Fair
SIP-ETS-207	13-Mar-96	Slug	0.0	1,800	200	Poor
SIP-ETS-601	15-Jun-10	Slug	NA	5.3	0.82	Fair
SIP-ETS-601	16-Jun-10	Slug	NA	2.4	0.36	Fair
SIP-ETS-601	17-Jun-10	Slug	NA	3.0	0.46	Fair
TW-11	24-Jan-85	Drawdown	0.3	200	20	Good
TW-11A	24-Jan-85	Drawdown	10.0	3,100	110	Fair
GSW-01	11-Dec-85	Slug	NA	72	0.2	Fair
GSW-01A	14-Jul-86	Drawdown	13.4	12,000	790	Good
GSW-02	17-Dec-85	Slug	NA	240	10	Good
GSW-03	23-Dec-85	Slug	NA	510	41	Good
GSW-04	19-Dec-85	Slug	NA	17	0.9	Good
GSW-05	12-Feb-86	Slug	NA	99	9	Excel
GSW-06	23-Iun-86	Drawdown	25.0	4,800	310	Good
GSW-06	16-Jun-87	Long-term	20.0	5,500	350	Good
GSW-07	3-Apr-86	Drawdown	4.3	230	23	Excel
GSW-08	19-Nov-86	Drawdown	2.0	230	38	Good
GSW-09	28-May-86	Drawdown	1.9	500	63	Poor
GSW-10	22-May-86	Drawdown	14.3	21,000	2,000	Good
GSW-11	2-Jun-86	Drawdown	4.7	390	45	Excel
GSW-12	7-Jun-86	Drawdown	0.8	51	11	Fair
GSW-13	4-Aug-86	Slug	NA	110	13	Excel
GSW-13	8-Aug-86	Slug	NA	62	7	Good
GSW-15	23-Feb-88	Drawdown	25.8	1,500	190	Good
GSW-208	8-May-86	Drawdown	1.9	440	80	Good

Table B-1. Results of hydraulic tests[a].

Well	Date	Type of test[b]	Flow rate (Q) (gpm)	Transmissivity (T) (gpd/ft)	Hydraulic conductivity (K)[c] (gpd/sq ft)	Data quality[d]
GSW-209	8-May-86	Drawdown	6.1	1,200	120	Good
GSW-215	4-Jun-86	Drawdown	1.9	220	40	Poor
GSW-216	16-Jan-92	Drawdown	10.5	3,500	440	Fair
GSW-266	20-Jun-86	Drawdown	2.1	470	72	Good
GSW-266	18-Nov-86	Drawdown	3.0	450	64	Good
GSW-266	18-Nov-86	Drawdown	4.7	410	59	Good
GSW-367	11-May-87	Drawdown	6.9	200	29	Fair
GSW-403-6	8-Dec-85	Slug	NA	4	0.2	Good
GSW-442	23-Nov-87	Drawdown	1.2	32	4.6	Good
GSW-443	30-Nov-87	Drawdown	10.3	260	8.7	Good
GSW-444	28-Jan-88	Slug	NA	9	0.86	Good
GSW-445	26-Jan-85	Drawdown	4.7	43	4.30	Fair
GEW-710	23-Sept-91	Step	36.0	4,800	220	Excel
GEW-816	15-Aug-92	Drawdown	39.0	12,000	1,100	Good
11H4	15-Jan-85	Drawdown	24.6	2,000	77	Good
11H4	19-Jan-85	Long-term	29.5	1,780	18	Good
11J4	10-Jun-88	Drawdown	17.0	1,000	15	Excel
11J4	14-Jun-85	Long-term	16.0	1,100	16	Good
13D1	9-Feb-85	Long-term	50.0	4,800	48	Excel

Notes and footnotes appear on the following page.

Table B-1. Results of hydraulic tests[a].

Notes:

[a] The pumping test results were obtained by using the analytic techniques of Theis (1935), Cooper and Jacob (1946), Papadopulos and Cooper (1967), Hantush and Jacob (1955), Hantush (1960), or Boulton (1963). The particular method used depends on the character of the data obtained. The slug test results were obtained using the method of Cooper et al. (1967) (See references below).

[b] "Drawdown" denotes 1-hr pumping tests; "Long-term" denotes 24- to 48-hr pumping tests; "Slug" denotes monitoring and recovery after an instantaneous change in ground water elevations; "Step" denotes a step-drawdown test, flow rate given is the maximum or final step. "Injection" denotes the introduction of treated ground water under gravity into a well.

[c] K is calculated by dividing T by the thickness of permeable sediments intercepted by the sand pack of the well. This thickness is the sum of all sediments with moderate to high estimated conductivities determined from the geologic and geophysical logs of the well.

[d] Hydraulic test quality criteria:

Excel: High confidence that type curve match is unique. Data are smooth and flow rate well controlled.

Good: Some confidence that curve match is unique. Data are not too "noisy." Well bore storage effects, if present, do not significantly interfere with the curve match. Boundary effects can be separated from properties of the pumped zone.

Fair: Low confidence that curve match is unique. Data are "noisy." Multiple leakiness and other boundary effects tend to obscure the curve match.

Poor: Unique curve match cannot be obtained due to multiple boundaries, well bore storage, uneven flow rate, or equipment problems. Usually, the test is repeated.

gpd = Gallons per day.
gpm = Gallons per minute.
NA = Not Applicable.
sq ft = Square feet.

References

Boulton, N. (1963), "Analysis of Data from Non-Equilibrium Pumping Tests Allowing for Delayed Yield from Storage," *Proc. Inst. Civ. Eng.* 26, 469-482.

Cooper, H., Jr., J.D. Bredehoeft, and I.S. Papadopulos (1967), "Response of a Finite-Diameter Well to an Instantaneous Charge of Water," *Water Resour. Res*. 3, 263-269.

Cooper, H., and C.E. Jacob (1946), "A Generalized Graphical Method of Evaluating Formation Constants and Summarizing Well Field History," *Am. Geophys. Union Trans.* 27, 526-534.

Hantush, M. (1960), "Modification of the Theory of Leaky Aquifers," *J. of Geophys. Res.* 65, 3173-3725.

Hantush, M., and C.E. Jacob (1955), "Non-Steady Radial Flow in an Infinite Leaky Aquifer," *Am. Geophys. Union Trans.* 36 (1), 95-100.

Papadopulos, I., and H.H. Cooper, Jr. (1967), "Drawdown in a Well of Large Diameter," *Water Resour. Res.* 3, 241-244.

Theis, C. (1935), "The Relation Between the Lowering of the Piezometric Surface and the Rate and Duration of Discharge of a Well Using Ground-Water Storage," *Am. Geophys. Union Trans*. 16, 519–524.

Appendix C

Groundwater sampling monitoring algorithm

Appendix C
Groundwater sampling monitoring algorithm

C-1. Introduction

LLNL uses a statistically based methodology, referred to as the cost-effective sampling (CES) frequency algorithm, to estimate the lowest-frequency sampling schedule for groundwater monitoring locations that meets regulatory and cleanup monitoring needs.

The CES algorithm first generates an initial, or "raw", recommendation separately for each location using a computer program that evaluates patterns in the available data. The raw recommendation at each location may be for quarterly, semi-annual, annual, or biennial (every other year) sampling. Project personnel then review the raw recommendations and are permitted to increase, but not decrease, the sampling frequency based on other (non-statistical) considerations (McConachie, 1993). In some instances the computer program is unable to make a raw recommendation, in which case project personnel determine a sampling frequency.

The CES algorithm is applied every quarter to obtain recommendations that will take effect in the following quarter. Thus, the sampling frequency determinations are updated regularly as new data are obtained.

The algorithm is a dynamic tool that can be modified as remediation continues and technical advances occur.

C-2. Use of the CES Algorithm

The CES algorithm is applied separately to each location. Concentration trend, variability, and magnitude statistics are calculated for each of thirteen key contaminants of concern (COCs): carbon tetrachloride, chloroform, 1,1-DCA, 1,2-DCA, 1,1-DCE, 1,2-DCE (total), Freon 113, PCE, 1,1,1-TCA, 1,1,2-TCA, TCE, Freon 11 (trichloroflouromethane), and vinyl chloride. The statistics are then evaluated to produce a raw recommended sampling frequency for each COC. The raw CES recommendation for each location is the greatest sampling frequency among the individual COC recommendations at that location.

Two time periods are defined: "recent" and "long-term". Recent data consist of the most recent 1.5 to 2.5 years and at least 2 data points. Long-term data consist of at least 4.5 to 6 years and at least 4 data points. The time periods are extended if necessary to obtain at least the required minimum number of data points.

C-2.1. Analyzing trend, variability, and magnitude

The basic CES principle is that the greater the rate of change, whether up or down, the greater the potential need for more frequent sampling. Where little change is observed, less frequent sampling is warranted. Similarly, the greater the variability in concentrations, the greater the potential need for more frequent sampling.

Trends are obtained by calculating a linear regression of concentration as a function of time. The slope of the regression line represents an average rate of concentration change per year. The magnitude of the concentration affects whether a given rate of change is environmentally significant. For example, a yearly change of 50 parts per billion (ppb) is more significant for a well in which

concentrations are around 100 ppb than for one in which concentrations are around 1,000 ppb. In a well with a concentration of 100 ppb, a 50 ppb/year rate of change would be considered large, whereas in a 1,000 ppb well it would be considered small. Therefore, trends are categorized as high, medium-high, medium-low, or low, depending on both the slope and their concentration range (as indicated by the median concentration), as shown in Table C-1.

Table C-1. Trend categories as a function of regression slope and median concentration.

	Annual Rate of Change Category (ppb)			
Concentration range	**Low**	**Medium-low**	**Medium-high**	**High**
<100	<5	5-10	10-30	>30
<300	<15	15-30	40-90	>90
>300	<50	50-100	100-300	>300

Variability is evaluated by an index of relative variability defined as the concentration range divided by the median concentration. For example, data with a range of 50 ppb at a median of 5,000 ppb are considerably less variable than data with a range of 50 ppb at a median of 100 ppb. "High" variability is defined as a variability index greater than 1, and "low" variability is defined as a variability index less than or equal to 1.

Finally, trend and variability are considered together to determine an initial sampling frequency recommendation, as shown in Table C-2.

Table C-2. Trend and variability determine a sampling frequency.

Trend category	Variability index	Sampling Frequency
High	Any	Quarterly
Medium-high	High (>1)	Quarterly
Medium-high	Low (<1)	Semi-annual
Medium-low	High (>1)	Semi-annual
Medium-low	Low (<1)	Annual
Low	Any	Annual

C-2.2. Determining a CES raw recommendation

The CES recommendation for an individual COC at a single location is determined in four steps:

Step 1 consists of applying the trend and variability evaluation of Section C-2.1 to recent data to obtain an initial sampling frequency of quarterly, semi-annual, or annual (this is the "Step 1 frequency").

Step 2 consists of applying the trend and variability evaluation of Section C-2.1 to long-term data and comparing with the results of Step 1.

- If the sampling frequency based on recent data (the Step 1 frequency) is semi-annual or annual, it is used for the CES raw recommendation.
- If the recent trend is greater than the overall trend (in absolute value), the Step 1 frequency is used for the CES raw recommendation.
- If recent and long-term trends are in the same category, the Step 1 frequency is used for the CES raw recommendation.

Otherwise, the recent and long-term trends are compared using the absolute value of the ratio of the recent slope to the long-term slope.

- If the ratio is ≥0.25 then the sampling frequency based on the long-term data is used for the CES raw recommendation.
- If the ratio is <0.25 and the median recent concentration is <10 ppb, the Step 1 sampling frequency is used.
- If the ratio is <0.25 but the median recent concentration is ≥ 10 ppb, then CES does not make a recommendation; project personnel review the data and set the frequency.

Step 3 consists of reducing the sampling frequency for the low-risk compounds chloroform, Freon 11, and Freon 113.

Not all compounds in the analytical target list are equally harmful. For example, an average rate of change of 25 ppb per year for TCE (5 ppb MCL) is more significant than the same trend for chloroform, Freon 11 or Freon 113 (100 ppb, 150 ppb, and 1,200 ppb MCL, respectively). If the maximum concentration in the recent data is less than half of the MCL then quarterly and semiannual sampling frequencies are reduced to semi-annual and annual respectively.

Step 4 consists of reducing the sampling frequency to biennial if the following conditions are met.

- The result of Steps 1 through 3 must be an annual frequency recommendation.
- The average rates of change for both recent and long-term data sets must be in the annual category.
- There must be no indication of upward trend. The recent median concentration must be less than the long-term median concentration plus 2.5 ppb. Small fluctuations of slopes within the low annual category are expected, but there should be no indication of a larger upward trend.
- The median recent concentration must be low (less than 20 ppb).

After all four steps have been completed for every analyte at a location, the CES raw recommendation for the location is the greatest sampling frequency among the individual COC recommendations at that location. If the algorithm was unable to determine a sampling frequency for any of the COCs, no CES raw recommendation is established for that location.

Finally, project personnel review the raw recommendations and are permitted to increase, but not decrease, the sampling frequency based on other (non-statistical) considerations.

C-3. Applicability

Some locations will have sampling frequencies driven by regulatory or remedial needs regardless of their concentration history. For example, wells located downgradient of the leading edge of a plume can be designated as "guard" wells and will remain on a quarterly sampling schedule regardless of the CES analyses. Sampling frequencies for groundwater extraction wells associated with treatment facilities always remain quarterly for use in mass removal estimates, and are not included in the CES algorithm analysis. Each quarter, the list of wells evaluated by the CES algorithm is reviewed and adjusted based on such considerations.

C-4. Reference

McConachie, W.A. (1993), LLNL Environmental Restoration Division: letter to M. Gill of U.S. Environmental Protection Agency, B. Cook of the Department of Toxic Substances Control, and S. Ritchie of the Regional Water Quality Control Board, describing the sampling schedule for the LLNL Livermore Site monitor wells, dated February 10, 1993.

Appendix D

Rule-based algorithms for generating groundwater elevation and isoconcentration contour maps

Appendix D

Rule-based algorithms for generating groundwater elevation and isoconcentration contour maps

In 1997, the U.S. Department of Energy/Lawrence Livermore National Laboratory (DOE/LLNL) Environmental Restoration Department (ERD) developed a process to assist hydrogeologists in developing a consistent set of groundwater elevation and isoconcentration maps that cover the entire Livermore Site project history. The process is called the Optimized Environmental Restoration Analysis (OPERA) and consists of a set of rule-based algorithms that utilize all site data and knowledge in an automated system for creating representative maps over the project history. It was developed primarily to provide hydrogeologists a means to focus on data analysis rather than data compilation. In addition to generating representative maps in a short period of time, the process also provides consistent interpolations over time and provides a platform for improved quality assurance and quality control. The process and resulting maps also provide a feedback loop where the database and site conceptual model are continually updated.

The resulting maps are used in regulatory reports, presentations, remediation planning, remedial performance evaluation, numerical modeling input, and most importantly, as an overall communication tool between all stakeholders.

The rules for the algorithms have been developed over time and represent the collective experience of the past and present Livermore Site hydrogeologists. In essence, OPERA is DOE/ERD's knowledge management tool for preserving and improving the site conceptual model by maintaining a record of the interpreted subsurface data.

There are four main parts to the OPERA process: 1) environmental database, 2) site conceptual model (i.e., hydrostratigraphic unit (HSU) designations), 3) site and project knowledge, and 4) computer programs that consist of algorithms and visualization packages.

The process is designed to be inherently conservative. For example, the highest observed concentration in a well that was sampled twice in a given quarter (e.g., duplicate samples) is always selected as the representative result. The use of a three-point moving average was incorporated into the rules to prevent concentration fluctuations in a well over time from incorrectly influencing decision-making. As a result, the data set used for generating groundwater elevation and isoconcentration maps will not always exactly match the value stored in the database for a given well (Attachment B). OPERA is used to generate the data files and preliminary maps. The final maps are always generated and reviewed by a hydrogeologist. The resulting groundwater elevation and isoconcentration maps have been shown to be significantly more effective at visualizing remediation progress at the Livermore Site because the change in groundwater elevations and isoconcentration contours can be viewed as a time-series and temporal variations are minimized.

The OPERA process is run each quarter and groundwater elevation and isoconcentration maps for each HSU are updated. During this process, isoconcentration maps for individual volatile organic compounds (VOCs), total VOCs, and total VOCs above their respective maximum contaminant levels

(MCLs) are generated for each HSU. The primary components of the OPERA process are described in Table D-1.

Table D-1. Primary components of the Optimized Environmental Restoration Analysis (OPERA) Process.

OPERA Process Step	Description of Step
1 - Hydrostratigraphic Unit and Hydraulic Analysis (HSUHA)	A structural representation of the site conceptual model is developed using all the information from site boreholes and wells. The HSU picks are determined using lithological, geophysical, soil chemistry, water level and hydraulic test data. Using these data, the boundaries, extent, and thickness of each HSU are defined. In addition, distribution of hydraulic parameters within an HSU, isopachs for different lithological types, and well-specific parameters such as well losses are also determined in this step.
2 - Groundwater Elevation History Analysis (GWELHA)	The groundwater elevation history of each well is reviewed and data are interpolated using rule-based algorithms where there is less than adequate areal and temporal coverage. The well loss information is incorporated into the data set for extraction wells. The hydraulic test results are used to draw cones of depression around each extraction well that honors Darcy's Law of groundwater flow through porous media. The resulting groundwater elevation surfaces are used to define the extent of saturation when combined with the HSU information from step number one above.
3 - Plume History Analysis (PLUHA)	The concentration history of each volatile organic compound is reviewed and data are interpolated using conservative assumptions and a rule-based algorithm where there is less than adequate areal and temporal coverage. Groundwater chemistry data are augmented with data from bailed groundwater and soil samples collected during drilling of a borehole. The extent of HSUs and extent of saturation information from the two steps above are also incorporated into the data files to generate representative plume maps.

Appendix E

Livermore Site Enhanced Source Area Remediation Projects

Appendix E: Table of Contents

Summary

Appendix E-1. TFD Helipad Enhanced Source Area Remediation

Figure 1. Locations of wells, treatment facilities and performance monitoring borehole B-3704 in the TFD Helipad in situ bioremediation treatability test area.
Figure 2. Nitrate and sulfate concentration trends at TFD Helipad performance monitoring well W-1652.
Figure 3. Nitrate and sulfate concentration trends at TFD Helipad extraction well W-1653.
Figure 4. Nitrate and sulfate concentration trends at TFD Helipad performance monitoring well W-1654.
Figure 5. Nitrate and sulfate concentration trends at TFD Helipad extraction well W-1655.
Figure 6. Nitrate and sulfate concentration trends at TFD Helipad performance monitoring well W-2304.
Figure 7. Nitrate and sulfate concentration trends at TFD Helipad extraction well W-1650.
Figure 8. Nitrate and sulfate concentration trends at TFD Helipad performance monitoring well W-1651.
Figure 9. Nitrate and sulfate concentration trends at TFD Helipad performance monitoring well W-1656.
Figure 10. Nitrate and sulfate concentration trends at TFD Helipad extraction well W-1657.
Figure 11. TCE, cis-1,2-DCE, and vinyl chloride concentration trends at TFD Helipad extraction well W-1653.
Figure 12. TCE, cis-1,2-DCE, and vinyl chloride concentration trends at TFD Helipad performance monitoring well W-1654.
Figure 13. TCE, cis-1,2-DCE, and vinyl chloride concentration trends at TFD Helipad extraction well W-1655.
Figure 14. TCE, cis-1,2-DCE, and vinyl chloride concentration trends at TFD Helipad performance monitoring well W-1656.
Figure 15. TCE, cis-1,2-DCE, and vinyl chloride concentration trends at TFD Helipad performance monitoring well W-2304.
Figure 16. TCE, cis-1,2-DCE, and vinyl chloride concentration trends at TFD Helipad extraction well W-1650.
Figure 17. TCE, cis-1,2-DCE, and vinyl chloride concentration trends at TFD Helipad performance monitoring well W-1651.
Figure 18. TCE, cis-1,2-DCE, and vinyl chloride concentration trends at TFD Helipad performance monitoring well W-1652.
Figure 19. TCE, cis-1,2-DCE, and vinyl chloride concentration trends at TFD Helipad extraction well W-1657.

Appendix E-2. TFE Eastern Landing Mat Enhanced Source Area Remediation

Figure 1. Locations of wells and treatment facilities in the TFE Eastern Landing Mat thermally-enhanced remediation treatability test area.

Appendix E-3. TFC Hotspot Enhanced Source Area Remediation

Figure 1. TFC Hotspot Enhanced Source Area Remediation treatability test site and performance monitoring well locations.
Figure 2. TFC-HS performance-monitoring borehole locations B-3771, B-3772 and B-3773.

Figure 3. Automated solar-powered purging system deployed at performance monitor well W-2612.
Figure 4. Chloride concentration trends at TFC Hotspot performance monitor wells W-1212, W-2611, and W-2612, and extraction wells W-1213, W-2201, and W-3107**.**
Figure 5. Nitrate, sulfate and methane concentrations in TFC Hotspot performance monitor well W-2612.
Figure 6. Nitrate, sulfate and methane concentrations in TFC Hotspot performance monitor well W-1212.
Figure 7. Nitrate, sulfate and methane concentrations in TFC Hotspot performance monitor well W-2611.
Figure 8. TCE, cis-1,2-DCE and ethane concentration trends at TFC Hotspot performance monitor well W-2612.
Figure 9. TCE, cis-1,2-DCE and ethane concentration trends at TFC Hotspot performance monitor well W-2611.
Figure 10. TCE, cis-1,2-DCE and ethane concentration trends at TFC Hotspot performance monitor well W-1212.
Figure 11. Hexavalent chromium concentration trends at TFC Hotspot performance monitor wells W-1212, W-2611, and W-2612, and extraction well W-2201.

Summary

As a working conceptual model, the LLNL Livermore Site GWP delineated groundwater plumes into distal and source area components. Distal plumes reside in comparatively permeable portions of the subsurface where ambient groundwater flow has resulted in downgradient migration and dilution. In contrast, source areas are characterized by relatively elevated concentrations of contaminants that are entrapped in low permeability materials or are otherwise hydraulically isolated. Back-diffusion from lower permeability zones, leaching of residual contaminants from the overlying vadose zone, and relatively slow advective transport in groundwater all potentially contribute to a chronic "slow release" phenomenon of VOC mass transfer from source areas into more permeable, or hydraulically accessible, portions of the subsurface.

Historically, DOE/LLNL emphasized control and gradual cleanup of distal portions of VOC plumes at the Livermore Site as the priority of site remediation, along with containment of VOC mass flux emanating from source areas through conventional treatment technologies such as pump-and-treat, soil vapor extraction, and dual extraction (i.e., LLNL's "Engineered Plume Collapse" strategy) (Berg et al., 1997).

In this context, the timeframe to achieve regulatory closure is closely tied to the persistence of the source areas that transfer mass to the VOC plumes. Therefore, source area remediation constitutes the primary rate-limiting step in the overall groundwater cleanup effort, and thus targeted source area remediation warrants serious focus as a means for potentially reducing overall cleanup costs.

In 2007, DOE/LLNL developed the Source Area Cleanup Technology Evaluation (SACTE) approach to identify the most appropriate remediation strategies for the various VOC source areas across the site. DOE initiated this effort to identify and evaluate multiple technologies during treatability studies under the ESAR effort. The SACTE approach is based on:

(1) Systematic characterization and cataloging of representative macroscopic features of each source area (e.g., dimensions of the source area footprint, representative hydraulic conductivity, mean ambient hydraulic gradient) as permitted by the available data;
(2) Development of a compartmental screening model based on those data that capture the salient VOC mass and concentration-controlling parameters characteristic of the source areas; and
(3) Utilizing the compartmental model to simulate the potential response of source area VOC distribution to various remediation approaches that correspond to changes in key model parameters (e.g., mechanical fracturing to increase average hydraulic conductivity).

The SACTE approach allows comparison of the response of VOC concentrations and overall mass to a remediation technology that destroys mass *in situ* (e.g., chemical oxidation or bioremediation) in the more hydraulically accessible materials. This approach involves methods that enhance access to VOCs in low permeability materials, either by mechanical means (e.g., mechanical fracturing to improve hydraulic conductivity) or by means that directly enhance the mobility of the solute itself (e.g., thermal remediation, electro-osmosis).

Twenty-one separate source areas have been identified at the Livermore Site based on distributions of VOCs in soil, soil vapor, and groundwater samples, analysis of hydrogeologic data in the context of the Livermore Site HSU framework, and information pertaining to historical chlorinated solvent use

and disposal practices. The application of the SACTE compartmental model for modeling source area behavior at the Livermore Site entails defining the physical and chemical characteristics of each source area, and the potential impact of different remediation technologies on the subsurface properties that control flow and transport processes in that source area.

As part of the modeling study, overall effects of alternative treatment technologies are compared numerically. The parameters include increase in mass removal rates, reduction in cleanup time, effect on low-permeability units, areal coverage and capture, capital investment, and life-cycle costs. Four ESAR technologies were selected for treatability testing based on results of the SACTE effort (Figure 2):

- Dynamic Well-Field Operation (DWFO) at the TFE Eastern Landing Mat and Trailer 5475 Source Areas;
- *In situ* Bioremediation at the TFD Helipad Source Area;
- Thermally Enhanced Remediation at the TFE Eastern Landing Mat Source Area; and
- Mechanical Fracturing at the TFE Hotspot and TFC Hotspot Source Areas.

In 2007, LLNL concluded a preliminary test of the DWFO concept, primarily at the TFE Eastern Landing Mat Source Area. Ongoing TFE Eastern Landing Mat soil vapor extraction (SVE) had effectively reduced VOC concentrations in shallow soil vapor extraction wells. Therefore, LLNL incorporated the DWFO approach with plans for Thermally Enhanced Remediation in the deeper zone at this source area.

Thus, the concept of combining complimentary remediation technologies was incorporated into the SACTE approach. Accordingly, the TFC Hotspot mechanical fracturing treatability test was modified to include an *in situ* chemical reduction approach using zero-valent iron (GeoSierra Environmental, 2014).

In 2010, LLNL constructed and activated a groundwater circulation system for *in situ* bioremediation at the TFD Helipad Source Area. Also in 2010, LLNL conducted pneumatic fracturing at the TFE Hotspot Source Area and began performance monitoring for this treatability test in 2011. In 2011, LLNL constructed and activated the TFE Eastern Landing Mat thermally enhanced remediation system.

In 2014, LLNL completed the TFC Hotspot ZVI emplacement project and began post-emplacement performance monitoring for the treatability test. LLNL also completed analysis of the TFE Hotspot ESAR treatability test in 2014. A comprehensive analysis and review of the project is presented in Appendix I of the 2014 LLNL Ground Water Project Annual Report (McKereghan et al., 2015).

In 2021, LLNL continued the ESAR treatability tests at TFD Helipad, and TFC Hotspot. The TFE Eastern Landing Mat treatability test was secured for well rehabilitation and equipment installations. The results of the treatability tests may identify alternative remedial approaches for other Livermore Site source areas. The active ESAR treatability tests are discussed in detail in Appendix E.

Appendix E-1

TFD Helipad Enhanced Source Area Remediation

Appendix E-1
TFD Helipad Enhanced Source Area Remediation

Summary

This Appendix summarizes the Treatment Facility D (TFD) Helipad (HPD) Enhanced Source Area Remediation (ESAR) treatability test. As the annual ESAR treatability test appendices to the Livermore Site Annual Report are meant to serve as stand-alone status updates for these tests, all relevant information is included from the previous annual reports. Performance monitoring data, analyses and interpretations are updated on an annual basis as new information becomes available.

In November 2010, the U.S. Department of Energy (DOE)/Lawrence Livermore (LLNL) began operating a groundwater circulation system consisting of four extraction wells (W-1650, W-1653, W-1655, and W-1657) and one injection well (W-1552). A tracer test was performed under pumping conditions in February 2011 to evaluate groundwater circulation patterns. In April 2011, periodic sodium lactate injections were initiated to create anaerobic conditions in the subsurface. In August 2012, the extraction pattern was modified from a four-well extraction system to a two-well extraction system. In August 2013, the carbon substrate source was changed to ethyl lactate. As of July 2016, anaerobic conditions in portions of the treatment zone were sufficient to perform bioaugmentation. On July 28, 2016, approximately 10 gallons (40 liters) of KB-1®, the dechlorinating microorganism consortium produced by SiREM[1], was injected into well W-1552.

Prior to bioaugmentation, the carbon substrate delivery method and frequency included periodic injection of 10 gallons of 100% by volume (100%v) ethyl lactate into wells W-1552 and W-1652, followed by formation water injection to distribute the ethyl lactate in the subsurface. Injections were typically performed every other week by circulating groundwater from two extraction wells (W-1650 and W-1653) and injecting into the center well (W-1552). The two-week interval was determined as the optimal duration based on frequent measurements of field parameters, including dissolved oxygen, pH, temperature, specific conductance, and oxidation-reduction potential (ORP). After bioaugmentation, the carbon substrate delivery method was modified to continuously inject 5% ethyl lactate solution into injection well W-1552 by using a dosing pump. On May 4, 2018, the delivery method was modified again to continuously inject 10% ethyl lactate solution into injection well W-1552. On September 25, 2018, extraction well W-1653 was shut-in, and extraction well W-1655 was restarted to assess subsurface hydraulics and to distribute ethyl lactate to potentially stagnant zones. TFD Helipad *in situ* bioremediation system (ISB01) operated in this configuration through November 2020. In response to COVID-19 shelter in place orders, ISB01 was secured from mid-March to mid-August 2020. Groundwater extraction from two wells (W-1650 and W-1655) and injection of a 10% ethyl lactate solution into well W-1552 resumed in August 2020. In December 2020, extraction from W-1653 was activated to distribute ethyl lactate toward the planned performance monitoring borehole B-3704. On January 28, 2021, B-3704 was drilled and sampled to evaluate the success of *in situ* bioremediation in promoting the dechlorination of VOCs in moderate- to low-permeability

[1] https://www.siremlab.com/

saturated sediments. ISB01 operated with extraction from W-1650, W-1653, and W-1655 through March 2021. In April 2021, extraction well W-1653 was secured, while extraction from wells W-1650 and W-1655 continued to distribute a 10%v ethyl lactate solution. In December 2021, approximately 100 gallons of ethyl lactate (100%v) was injected into W-1552 due to failure of the dosing pump. Ethyl lactate injection was subsequently secured while the circulation system continues to operate to monitor geochemical response and continue to distribute ethyl lactate. Routine groundwater samples and field parameter measurements are taken in all the wells to evaluate the performance of the *in situ* bioremediation system. Additionally, Gene-Trac® samples were collected in 2018 and 2021 to identify the presence of dechlorinating bacteria and for volatile fatty acid (VFA) analysis, respectively.

1. Introduction

In situ bioremediation of moderate- to low-permeability source area sediments is one of several technologies identified during the Source Area Cleanup Technology Evaluation (SACTE) that may accelerate cleanup of Livermore Site source areas and is one of four technologies being field-tested at the site under the DOE ESAR initiative (see Section 3.2 of the 2020 Annual Report).

The TFD Helipad source area is located cross-gradient from a former landfill that operated from the mid-1950s until about 1970. Although sediment and debris in the former landfill were excavated in 1984, subsequent investigations confirmed that the subsurface in the vicinity of the former helipad is impacted by elevated volatile organic compounds (VOCs) concentrations, primarily trichloroethene (TCE).

Currently, depth-to-water is approximately 84 feet below ground surface (ft-bgs) and is hydraulically influenced by long-term groundwater extraction in the area. The site sedimentary sequence consists of alluvial fan deposits, primarily unconsolidated clay and silt, with minor sand and gravel deposits. The source area extends from the unsaturated zone, in HSU-1B and HSU-2, to the bottom of saturated HSU-3A/3B, approximately 132 ft-bgs.

Source area remediation began in 1999 with groundwater extraction from wells W-1551 and W-1552 (Appendix E-1 Figure 1). The U.S. Department of Energy (DOE)/Lawrence Livermore (LLNL) (DOE/LLNL) quickly determined that groundwater extraction alone would not be adequate to efficiently remediate this source area and began investigating innovative treatment technologies. In 2000, a series of wells, W-1650 through W-1657, were installed as part of a treatability test to evaluate the feasibility of electro-osmosis (EO) as a means of extracting groundwater containing VOCs from fine-grained sediments at TFD Helipad (McNab et al., 2001). Between October of 2000 and February of 2001, the EO system operated in combination with groundwater extraction from cathode wells W-1552, W-1651, and W-1654 (Appendix E-1 Figure 1). After completion of the EO treatability test, these wells continued to operate as groundwater extraction wells until 2004. Groundwater was treated at the TFD Helipad treatment facility. In 2004, the nine source area wells completed in HSU-3A/3B were converted to dual extraction wells and HSU-2 soil vapor extraction wells W-HPA-002A and W-HPA-002B were connected to the VTFD Helipad soil vapor treatment facility. Both the groundwater and soil vapor treatment facilities were operated continuously until October 2007, and a significant reduction in both groundwater and soil vapor concentrations was observed. Prior to remediation, TCE concentrations in the source area wells ranged between 3,000 and 10,000 micrograms per liter (µg/L). After eight years of pump-and-treat remediation, the TCE concentrations

in the TFD Helipad source area wells ranged from 25 to 750 µg/L. Because mass removal rates were declining and VOC concentrations remained above cleanup levels, DOE/LLNL selected the TFD Helipad source area for an *in situ* bioremediation treatability test.

2. Objectives and Overview

In situ reductive dechlorination has been shown to be effective in higher-permeability sediments that allow for better contact between injected electron donor, microorganisms, and contaminants. However, lower-permeability sediments present a challenge to establishing the required interstitial contact conditions. The primary objective of the treatability test is to evaluate the efficacy of *in situ* bioremediation involving the application of lactate and bioaugmentation using the dechlorinating microorganism consortium, KB-1® Plus**.** A recirculation system was chosen in order to allow flexibility in modifying and optimizing substrate loading rates, and to optimize control of oxidation-reduction (redox) conditions (promoting sulfate-reducing and methanogenic conditions). In addition, the test was intended to help identify optimal design parameters for potential application of the technology at other LLNL source areas in the future.

Initial tracer test results (see Section 3) indicated that HSU-3A/3B was sufficiently permeable to allow injection of a carbon source (e.g., sodium lactate or ethyl lactate) while the microcosm study determined that bioaugmentation would be necessary at this site since dechlorinating microorganisms were not present in the subsurface.

3. Design and Implementation

In 2007, DOE/LLNL conducted a tracer test using Hetch-Hetchy reservoir water and a microcosm study to support the *in situ* bioremediation system design. Hetch-Hetchy reservoir water was used as a tracer under non-pumping conditions for its isotopic and electrical conductivity signatures that are distinct from the native groundwater. The laboratory microcosm study was designed to evaluate bioremediation to transform TCE and carbon tetrachloride in TFD Helipad sediments to less hazardous or non-hazardous end products and to evaluate the effectiveness of different electron donors (e.g., sodium lactate, ethanol and emulsified soybean oil) in promoting dechlorination. The laboratory microcosm study indicated that TCE, the major VOC of concern at this source area, but also carbon tetrachloride and chloroform, are amenable to remediation via reductive dehalogenation if a suitable electron donor is introduced into the subsurface, and if the native soil microbial population is bioaugmented with dechlorinating microorganisms such as KB-1® Plus. Because dechlorination of TCE to ethene occurred earlier in the sodium lactate and KB-1® Plus amended treatments, sodium lactate was chosen as electron donor for field implementation. The initial required dosage of sodium lactate for field implementation was based on the stoichiometric electron donor demand of the chemicals of concern and the competing native electron acceptors (e.g., dissolved oxygen, nitrate, sulfate, bicarbonate), however, subsequent loading rates throughout this treatability test were then based on analytical data (e.g., dissolved oxygen, ORP, pH, nitrate, and sulfate concentrations) collected from treatment zone wells.

The TFD Helipad ISB01 was designed and constructed in 2010, and system operations commenced in November 2010. The system consists of four extraction wells: W-1650, W-1653, W-1655, and W-1657; and one central injection well: W-1552 (Appendix E-1 Figure 1). There are four main performance monitor wells: W-1651, W-1652, W-1654, and W-1656. Downgradient and

cross-gradient monitor wells completed in the HSU-3A/3B *in situ* bioremediation zone are also being monitored. In addition, there are several HSU-4 wells in the area to monitor deeper intervals for potential vertical migration. An additional tracer test was initiated in February 2011 to evaluate the groundwater circulation pattern by adding fluorescein dye tracer into injection well W-1552 while the circulation cell was operating.

The extraction and injection well pattern is designed to create a circulation cell that is vertically contained within HSU-3A/3B and horizontally contained within the TFD Helipad source area. In August 2012, the extraction pattern was modified from a four-well extraction system to a two-well extraction system, to minimize biofouling and increase the amount of sodium lactate circulation in a portion of the treatability zone where most of the hydraulic circulation was occurring. Groundwater was extracted in a cyclic mode from wells W-1650 and W-1653 and injected into the central well W-1552. Cessation of pumping at wells W-1655 and W-1657 did not negatively impact the total facility flow rate or hydraulic circulation in the subsurface.

From 2011 to 2013, sodium lactate (4%v) was injected into well W-1552. The sodium lactate dose and injection rate were limited due to the viscosity of the product and the reduction of hydraulic conductivity near injection well W-1552 due to biofouling. Argon gas is injected on a weekly to bi-weekly basis at the well heads of the extraction and monitoring wells and injection well W-1552 in order to minimize biofouling and displace oxygen in ISB01wells.

In May 2013, DOE/LLNL proposed a change from sodium lactate to ethyl lactate, a less viscous and more effective carbon source. Following regulatory approval, ethyl lactate injection (10%v) began in August 2013. Between August 2013 and September 2014, more than 60 gallons of 10%v ethyl lactate were injected into the circulation system using a dilute solution. In late 2014, the injection procedure was modified, and 55 gallons of pure 100%v ethyl lactate were injected into wells W-1552 and W-1652 in two separate events, September and November 2014.

In 2015, the injection procedure was modified based on the field parameter data (dissolved oxygen, pH, temperature, specific conductivity, and ORP) collected on a bi-weekly basis. Ten gallons of 100%v ethyl lactate was injected into well W-1552 and well W-1652 in 16 separate events. The timing of the injection events was based on the pH measurements with the goal of maintaining a pH level of 5 or above in well W-1652. The injection frequency was approximately every two weeks when the facility was operational.

In 2016, eight ethyl lactate injections were performed following this procedure. As of July 2016, anaerobic conditions in portions of the treatment zone were sufficient to perform bioaugmentation. On July 28, 2016, approximately 10 gallons (40 liters) of KB-1®, the dechlorinating microorganism consortium produced by SiREM, was injected into well W-1552. KB-1® Plus contains several bacterial isolates, such as *Dehalobacter*, *Desulfuromonas* and *Geobacter*, that are able to transform TCE to cis-1,2-DCE, but only some *Dehalococcoides mccartyi* members can gain energy through dechlorination of cis-1,2-DCE to vinyl chloride and vinyl chloride to ethene. In addition to degrading chlorinated ethenes, KB-1® Plus can dechlorinate the chlorinated methane compounds carbon tetrachloride and chloroform to dichloromethane and non-chlorinated end products. After bioaugmentation with the KB-1® Plus consortium, the carbon substrate delivery method was modified to continuously inject 5%v ethyl lactate solution into well W-1552 by using a dosing pump.

Between November 2016 and May 2017, due to operational difficulties with the dosing pump, a 1%v ethyl lactate solution instead of the 5%v solution was continuously injected into well W-1552. The problems with the dosing pump were resolved in May 2017, and a 5%v of ethyl lactate solution was continuously injected into well W-1552, except when taken offline for maintenance and freeze protection.

In 2018, ethyl lactate was continuously injected into well W-1552. On May 4, 2018, the concentration of ethyl lactate solution injected was increased from 5%v to 10%v to establish stronger reducing conditions. On September 25, 2018, extraction well W-1653 was shut-in, and extraction well W-1655 was restarted to assess subsurface hydraulics and to distribute ethyl lactate to potentially stagnant zones. ISB01 operated in this configuration through November 2020.

In response to COVID-19 shelter in place orders, ISB01 was secured from mid-March to mid-August 2020. Groundwater extraction from wells W-1650 and W-1655 and injection into well W-1552 also resumed in August 2020. In early December 2020, extraction from W-1653 was activated in order to distribute ethyl lactate and fermentation byproducts toward performance monitoring borehole B-3704, drilled on January 28, 2021. ISB01 operated with extraction from W-1650, W-1653, and W-1655 through March 2021. In April 2021, extraction well W-1653 was again secured, while extraction from wells W-1650 and W-1655 continued to distribute ethyl lactate, at a 10%v solution, toward these wells. Performance monitoring borehole B-3704 (Appendix E-1 Figure 1), was drilled and sampled on January 28, 2021, to help evaluate the success of *in situ* bioremediation in promoting the dechlorination of VOCs in moderate- to low-permeability saturated sediments. To assess whether reductive dechlorination is occurring within the lower- or higher-permeability zones within the circulation cell, representative samples from finer-grained, lower-permeability sediment types such as silts and clays, higher-permeability sediment types such as sands or gravels, and from the interfaces between these sediment types were collected from the B-3704 core for chemical and biological analyses. A total of 24 soil samples were collected between 91.2 and 112.9 ft-bgs and analyzed for VOCs. Of these soil samples, 15 samples collected between depths of 96.0 and 112.9 ft-bgs were analyzed at SiREM for quantification of key dechlorinating microorganisms *Dehalococcoides*, *Dehalobacter*, *Desulfuromonas*, and *Geobacter* and their respective functional genes (*tceA*, *vcrA*, and *bvcA*) using Gene-Trac quantitative polymerase chain reaction (qPCR). These soil samples between the depths of 96.0 and 112.9 ft-bgs were also analyzed for volatile fatty acids (VFAs), including lactate, acetate, propionate, formate, butyrate, and pyruvate to evaluate the distribution of electron donor in the lower- or higher-permeability zone sediments.

Routine groundwater samples and field parameter measurements are taken in all the wells to evaluate the performance of the *in situ* bioremediation system. Geochemical conditions prevailing in the treatment zone are assessed by analyzing parameters such as dissolved oxygen, ORP, nitrate, sulfate, and methane. Highly anaerobic conditions are required for the reduction of chlorinated solvents, with dissolved oxygen concentrations below 0.5 mg/L, ORP below -100 or -200 millivolts, sulfate reduced by more than 50 percent relative to background conditions, and methane greater than 0.5 mg/L (ESTCP, 2010; Wiedemeier et al., 1999). Additionally, on June 14, 2018, Gene-Trac® samples, were collected from wells W-1652, W-1653, W-1655, and W-1656 to identify the presence of *Dehalococcoides*, one of the microorganisms in the KB-1® consortium, in the wells. Samples for volatile fatty acids were also collected from the same four wells, and on March 23, 2021, groundwater

samples collected from wells W-1650, W-1651, W-1652, W-1653, W-1654, W-1655, W-1656, and W-2304 were again analyzed for VFAs.

4. Results and Discussion

Conductivity data collected during the Hetch-Hetchy water tracer test under non-pumping conditions indicated that the tracer arrived at the closest monitoring wells after 2-3 days of injection, while the majority of monitoring wells responded within 7 days of tracer injection. The tracer test indicated that amendment injections into well W-1552 would result in adequate coverage of the TFD Helipad wellfield. The fluorescein tracer test conducted while the circulation cell was operating revealed a tracer dye detection within one day of injection in monitor wells W-1651 and W-1656, and within 4-to-7-days in the remaining extraction and monitor wells W-1650, W-1652, W-1653, W-1654, W-1655, and W-1657. Rapid arrival of high concentrations of tracer dye was observed in extraction wells W-1650 and W-1653, and in monitor well W-1652, illustrating the existence of a lower-permeability sequence enveloping discrete, high-permeability preferential flow pathways within the circulation cell.

4.1. Geochemical Performance Monitoring

Since the start of the treatability test in 2010, average dissolved oxygen levels in the circulation cell have been reduced from 2.2 parts per million (ppm) to 0.5 ppm. The ORP remains dependent on the continual injection of the carbon source and has been reduced from +200 millivolts to -150 millivolts, by the end of 2014. Although these parameters were indicative of anaerobic subsurface conditions in portions of the treatment zone, average nitrate and sulfate concentrations remained at approximately 60 milligram per liter (mg/L) and 100 mg/L, respectively, until 2015. The injection of approximately 110 gallons of 100%v ethyl lactate in late 2014 altered the subsurface geochemistry. In 2015, a strong reduction in nitrate and sulfate concentrations was observed in several wells, primarily attributed to the new ethyl lactate injection procedure.

Field parameters (e.g., dissolved oxygen and ORP) indicate that the system is more amenable to addition of ethyl lactate as opposed to sodium lactate (less biofouling and the ability to inject at higher concentrations at a lower viscosity). Additionally, after the transition to ethyl lactate, more reducing conditions and decreasing TCE concentrations were observed alongside increases in cis-1,2-dichloroethene (cis-1,2-DCE) at wells W-1653, W-1654, and W-1656. The detection of elevated vinyl chloride concentrations in 2019 and 2020 confirm that reductive dechlorination of TCE and cis-1,2-DCE was achieved in portions of the treatment zone.

In 2016, the treatability test results indicated that anaerobic subsurface conditions favorable to the introduction of KB-1®-Plus were achieved in the vicinity of wells W-1552, W-1652, W-1653, W-1654, and W-2304. Reducing conditions were also achieved in well W-1652, however, due to concentrated 100%v ethyl lactate injections into this well in 2015 and 2016, pH conditions were below optimal levels achieved in the other wells. On July 28, 2016, *in situ* bioaugmentation was performed using injection well W-1552. After bioaugmentation, DOE/LLNL modified the carbon substrate delivery method to continuously inject 5%v ethyl lactate solution into well W-1552 by using a dosing pump.

Analytical results and field parameter measurements obtained since 2016 indicate that the subsurface biogeochemical conditions in the treatment zone changed to strongly reducing conditions

as a result of bioaugmentation in 2016. As shown on Appendix E-1 Figures 2 through 6, nitrate concentrations have remained below the laboratory reporting limit and sulfate concentrations decreased from an average of approximately 70 mg/L (January 2016) to below the 5 mg/L reporting limit (October 2021) in wells W-1652, W-1653, W-1654, W-1655, and W-2304. High methane concentrations in these wells, ranging from 6,900 µg/L to 24,000 µg/L detected between 2017 and 2020, further indicate that fermentation is occurring in a highly anaerobic environment and that reducing conditions are appropriate for anaerobic VOC degradation.

After the concentration of ethyl lactate solution was increased from 5%v to 10%v in May 2018, nitrate and sulfate reducing conditions were also observed in extraction well W-1650 and monitor wells W-1651 and W-1656 (Appendix E-1 Figures 7-9). Most recent (September 2020) methane concentrations of 4,800 µg/L, 4,000 µg/L, and 9,600 µg/L detected in wells W-1650, W-1651 and W-1656, respectively, are additionally indicative of subsurface conditions conducive to reductive dechlorination. Although well W-1657 is considered to be outside the area of groundwater circulation, nitrate concentrations decreased immediately after the ethyl lactate injection concentration was increased in 2018. However, current (October 2021) concentrations of 18 mg/L nitrate and 57 mg/L sulfate in monitor W-1657 indicate subsurface conditions remain sub-optimal for reductive dechlorination (Appendix E-1 Figure 10).

4.2. VOC Performance Monitoring

Prior to the bioaugmentation event in July 2016, the decreasing TCE and increasing cis-1,2-DCE concentration trends appeared to have stalled at wells W-1653, W-1654, and W-1656 (Appendix E-1 Figures 11-13). After July 2016, these trends resumed at these wells. TCE and cis-1,2-DCE concentrations at well W-1652 also began showing these trends following bioaugmentation (Appendix E-1 Figure 14). In 2019, vinyl chloride was detected at concentrations ranging from 0.71 µg/L to 17 µg/L in groundwater from wells W-1653, W-1654, W-1656, extraction well W-1655 (Appendix E-1 Figure 15) and monitor well W-2304 (Appendix E-1 Figure 16). This trend continued in 2020 and vinyl chloride was consistently detected in wells W-1653, W-1654, W-1655, W-1656, and W-2304 at concentrations ranging from 0.67 µg/L to 14 µg/L. Additionally, vinyl chloride concentrations were observed for the first time in monitor wells W-1650 (Appendix E-1 Figure 17), W-1651 (Appendix E-1 Figure 18), and W-1652 in 2020, indicating that reductive dechlorination is occurring throughout the treatability test area. During 2021, except for well W-1657 (Appendix E-1 Figure 19), vinyl chloride was again detected in all treatment zone wells, at concentrations ranging from 0.6 µg/L to 12 µg/L. The maximum vinyl chloride concentration of 12 µg/L was measured in well W-1652 in March 2021.

The presence of vinyl chloride confirms that reductive dechlorination of TCE is being achieved, likely as a result of distributing ethyl lactate to stagnant zones by securing extraction well W-1653 and resuming operation from extraction well W-1655 in September 2018. Although the Gene-Trac® samples collected from wells W-1652, W-1653, W-1655, and W-1656 in June 2018 did not indicate the presence of Dehalococcoides at these locations, the detection of vinyl chloride indicates that these organisms are active in the subsurface, as only some strains of *Dehalococcoides* can completely detoxify TCE and produce vinyl chloride.

By 2019, TCE concentrations declined to below the 5 µg/L maximum contaminant level (MCL) in the majority of the treatment zone wells, and as of 2021, complete removal of TCE (<0.5 µg/L) has

been achieved in wells W-1652, W-1654, W-1655, W-2304, while very low concentrations of 0.82 µg/L and 7.5 µg/L were detected in wells W-1653 and W-1656, respectively. As of October 2021, 54 µg/L TCE was detected in well W-1650. Prior to electron donor injections, concentrations of 160 µg/L TCE were detected in well W-1650 (January 2011). TCE concentrations in wells W-1651 and W-1657, deemed outside of the groundwater circulation area, remained relatively stable at approximately 40 µg/L and 740 µg/L, respectively, during the duration of this treatability test.

Although ethene, the final degradation product of the TCE-to-cis-1,2-DCE-to-vinyl chloride reductive dechlorination step, has not been detected above the 5 µg/L laboratory reporting limit in any of the treatment zone wells, TCE degradation byproduct stoichiometry indicates that complete reductive dechlorination is likely occurring within the circulation cell. If produced, ethene is subject to rapid biodegradation, and based on stoichiometry, the highest vinyl chloride concentration observed in the treatment zone (17 µg/L) would result in the production of approximately 7.6 µg/L ethene, a concentration just slightly above the 5 µg/L reporting limit.

In addition, the substantial decrease in total TCE and TCE degradation byproduct concentrations (TCE, cis-1,2-DCE, and vinyl chloride) in the treatment zone wells is an important indicator that complete reductive dechlorination is occurring. By September 2021, the dissolved mass was reduced by 93 to 98% within wells W-1652, W-1653, W-1654, and W-2304, as compared to before the start of lactate injections in May 2011. A substantial dissolved mass reduction of 81 and 88% was also achieved for wells W-1656 and W-1655, respectively, reaching the lowest TCE and cis-1,2-DCE values ever recorded for all treatment zone wells. In extraction well W-1650, the TCE, cis-1,2-DCE, and vinyl chloride mass has been reduced by over 56% since substrate injections in May 2011 commenced. This reduction is expected to continue to increase, as active dechlorination of the remaining 54 µg/L TCE is ongoing, indicated by the increasing concentration trends of cis-1,2-DCE and vinyl chloride (Appendix E-1 Figure 17).

Low concentrations of the chlorinated methanes carbon tetrachloride (also known as tetrachloromethane) and chloroform (also known as trichloromethane) were consistently present in treatment cell groundwater prior to the implementation of this *in situ* bioremediation treatability test. Baseline (January-April 2011) carbon tetrachloride concentrations in the ISB01 extraction and monitor wells ranged between 0.9 µg/L to 10.0 µg/L and were above the 0.5 µg/L cleanup standard, while chloroform concentrations ranged between 1.4 µg/L and 3.1 µg/L. ISB01 performance monitoring results show that by November 2019, carbon tetrachloride and chloroform concentrations declined to below the 0.5 µg/L reporting limit in all circulation zone wells, with the exception of W-1657 (outside the area of groundwater circulation).

4.3. Performance Monitoring Borehole B-3704

Performance monitoring borehole B-3704 (Appendix E-1 Figure 1) was drilled and sampled in January 2021. Soil cores were visually inspected to evaluate lithology and soil core samples were collected between the depths of 91.2 and 112.9 ft-bgs for VOC analysis. A subset of these soil samples, between the depths of 96.0 and 112.9 ft-bgs, were also analyzed for the VFAs to evaluate if electron donor was successfully distributed in the lower- or higher-permeability zone sediments; and key dechlorinating microorganisms *Dehalococcoides*, *Dehalobacter*, *Desulfuromonas*, and *Geobacter* and their respective functional genes (*tceA*, *vcrA*, and *bvcA*) to assess their distribution within these

sediments. Analytical results showed that VOCs were non-detect in all 24 soil core samples collected between the depths of 91.2 and 112.9 ft-bgs. *Dehalococcoides* and the functional genes *tceA*, *vcrA*, and *bvcA*, were not detected above laboratory reporting limits in any of the core samples collected between 96.0 and 112.9 ft-bgs, while *Dehalobacter, Desulfuromonas,* and *Geobacter* were detected in these soil samples as various depths. *Dehalobacter* was detected in medium-permeability sandy soil collected from 112.7 ft-bgs, while *Desulfuromonas* was detected at the interface of medium-permeability sand and low-permeability silt to sandy silt collected from 112.9 ft-bgs. *Geobacter* was detected between the depths of 101.0 and 102.0 ft-bgs within high-permeability sandy gravel and at the interface of high-permeability sandy gravel and low-permeability silt. *Geobacter* was also detected between the depths of 112.0 and 112.9 ft-bgs within medium-permeability sand and at the interface of medium-permeability sand and low-permeability silt to sandy silt. VFAs were non-detect in soil between the depths of 96.0 and 100.4 ft-bgs. Sufficient VFAs to sustain reductive dechlorination were present in soil between the depths of 101.0 to 102.0 ft-bgs within high-permeability sandy gravel and at the interface of high-permeability sandy gravel and low-permeability silt. High levels of VFAs (mainly acetate, propionate, and butyrate) were present between the depths of 112.0 and 112.9 ft-bgs within medium-permeability sand and at the interface of medium-permeability sand and low-permeability silt to sandy silt.

Results indicate the electron donor distribution was not only limited to the more transmissive zones, rather, significant concentrations of total VFA diffused from the high-permeability sandy gravel interbed (present between 100.3 and 101.8 ft-bgs) into the less permeable silt to sandy silt present at a depth of 102.0 ft-bgs. Similarly, VFA diffused from the medium-permeability sand (present between 111.5 and 112.7 ft-bgs) into the low-permeability silt to sandy silt present at a depth of 112.9 ft-bgs. Higher *Geobacter* cell counts were also associated with the low permeability zone at 112.9 ft-bgs, suggesting that *in situ* bioremediation may be well suited for treating less permeable zones, given the ability for electron donor and dechlorinating microorganisms to diffuse at least 0.2 feet or approximately 2.5 inches into these regions.

Additional details regarding these findings will be provided in the Livermore Site Sixth Five-Year Review. The current carbon substrate delivery rate is based on a balance of maintaining a pH level above 5 in all the wells, while maintaining anaerobic conditions in the subsurface. The ethyl lactate dose will continue to be evaluated in 2022, and any modifications to facility operations will be presented in Remedial Project Manager meetings.

5. References

Environmental Security Technology Certification Program (ESTCP) (2010), *Loading Rates and Impacts of Substrate Delivery for Enhanced Anaerobic Bioremediation*. ESTCP Final Report for Project ER-0627.

McNab, W.W. Jr., J. A. Karachewski, and G. S. Weissmann (2001), *Field Measurements of Electro-osmotic Transport of Ground Water Contaminants in a Lithologically Heterogeneous Alluvial-Fan Setting,* Lawrence Livermore National Laboratory, Livermore, Calif. (UCRL-ID-144879).

Wiedemeier, T.H., H.S. Rafai, C.J. Newell, and J.T. Wilson (1999), Natural Attenuation of Fuels and Chlorinated Solvents in the Subsurface, John Wiley and Sons, Inc., New York.

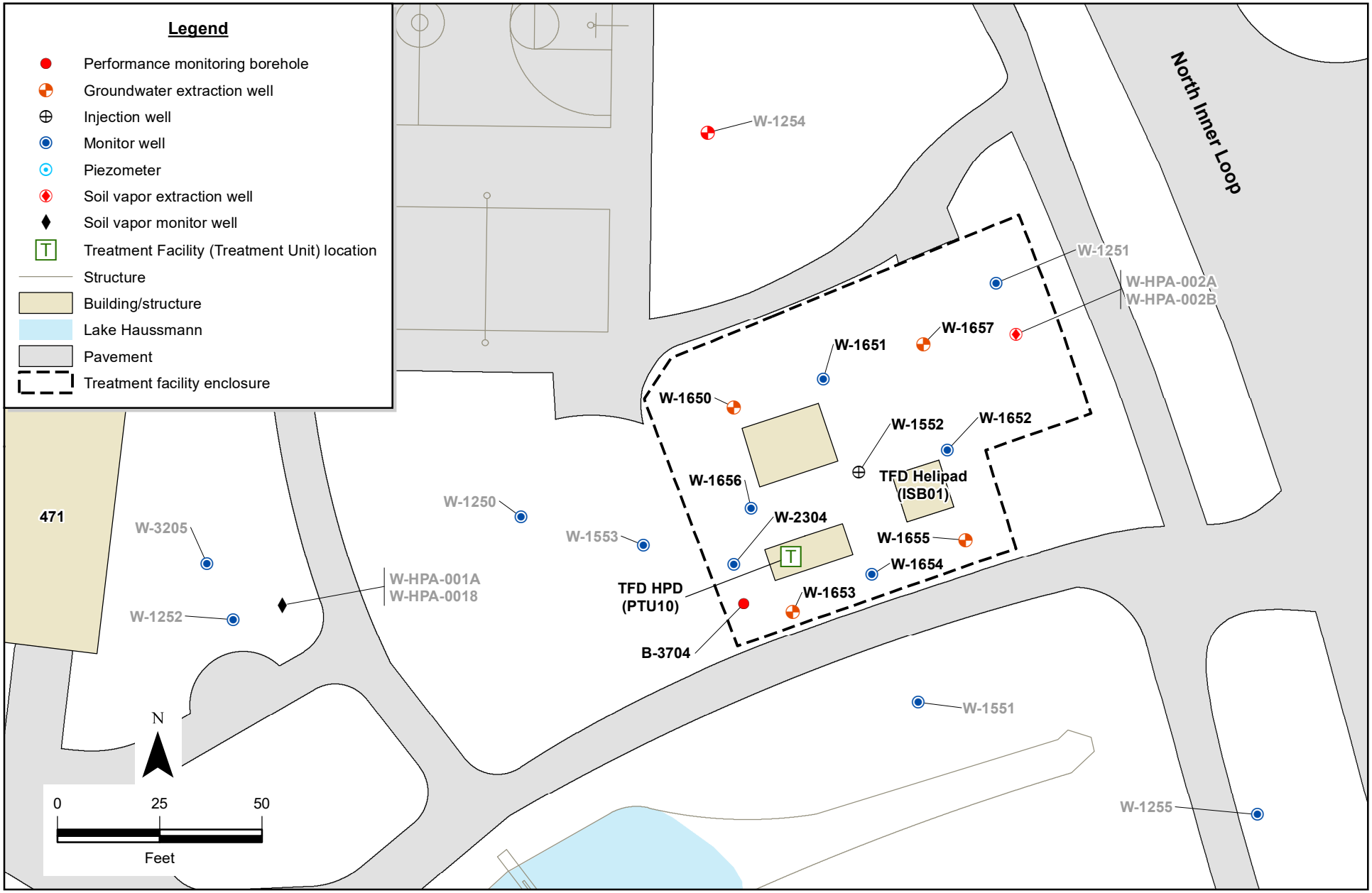

Appendix E-1 Figure 1. Locations of wells, treatment facilities and performance monitoring borehole B-3704 in the TFD Helipad *in situ* bioremediation treatability test area.

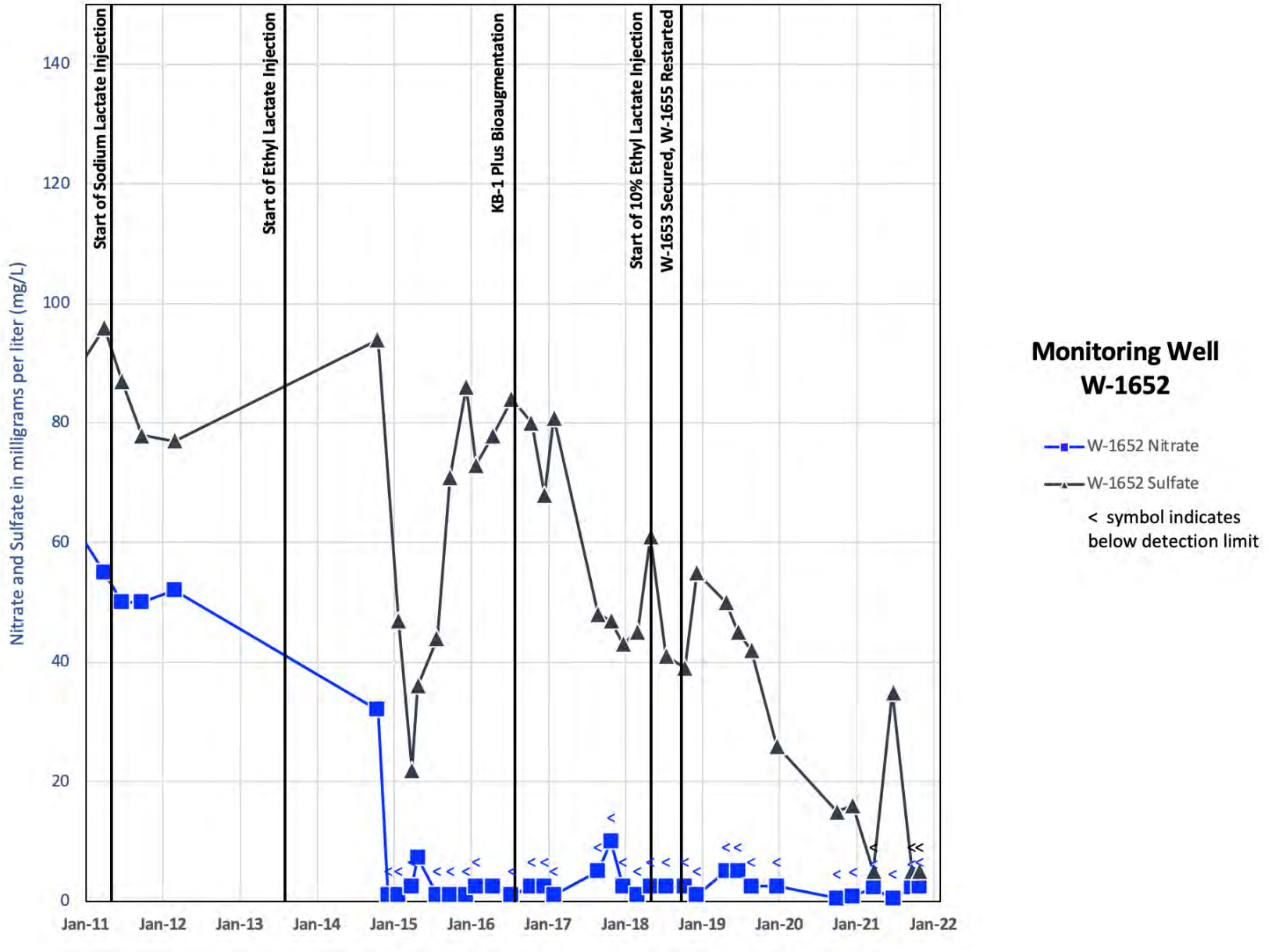

Appendix E-1 Figure 2. Nitrate and sulfate concentration trends at TFD Helipad performance monitoring well W-1652**.**

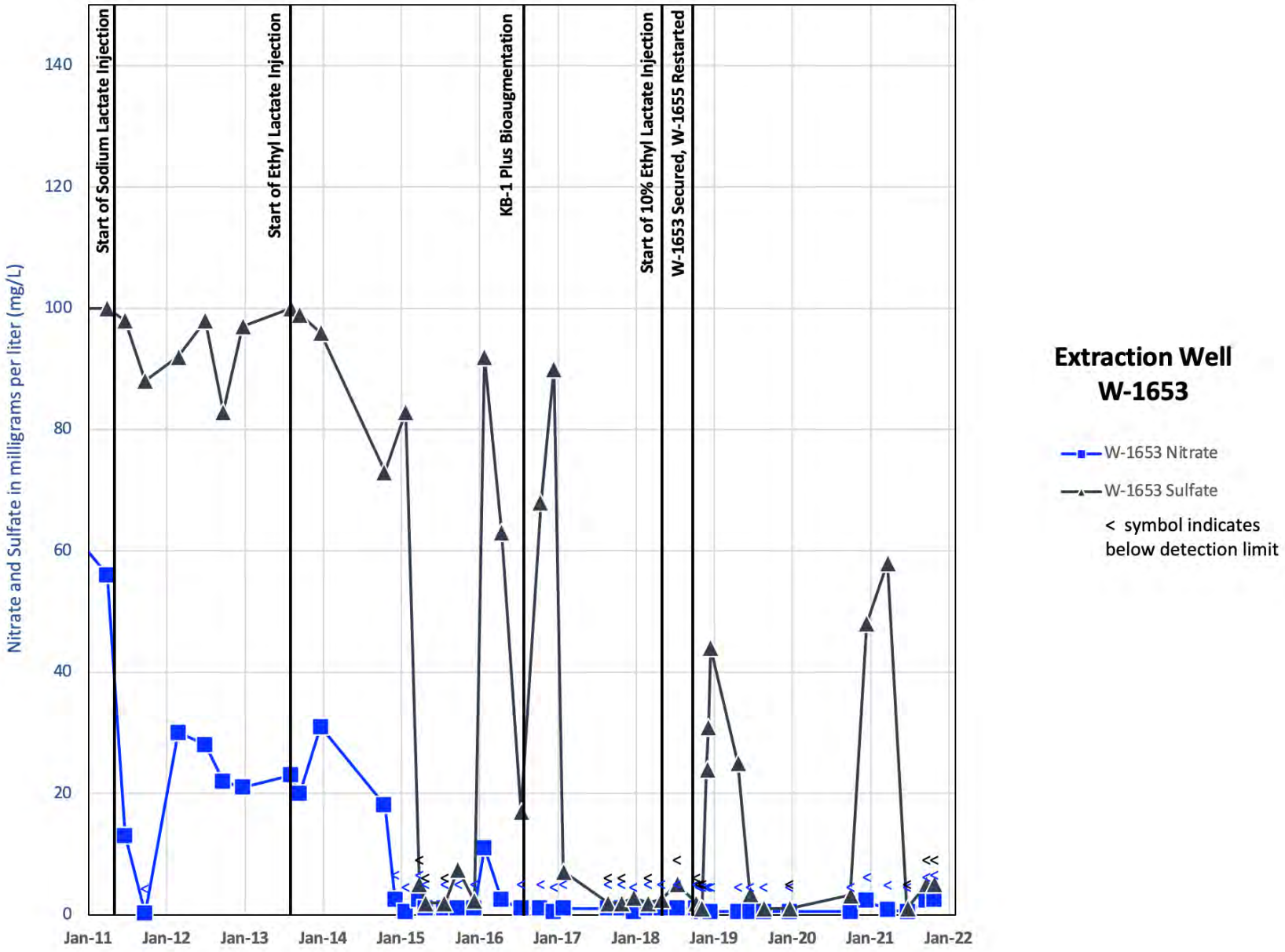

Appendix E-1 Figure 3. Nitrate and sulfate concentration trends at TFD Helipad extraction well W-1653.

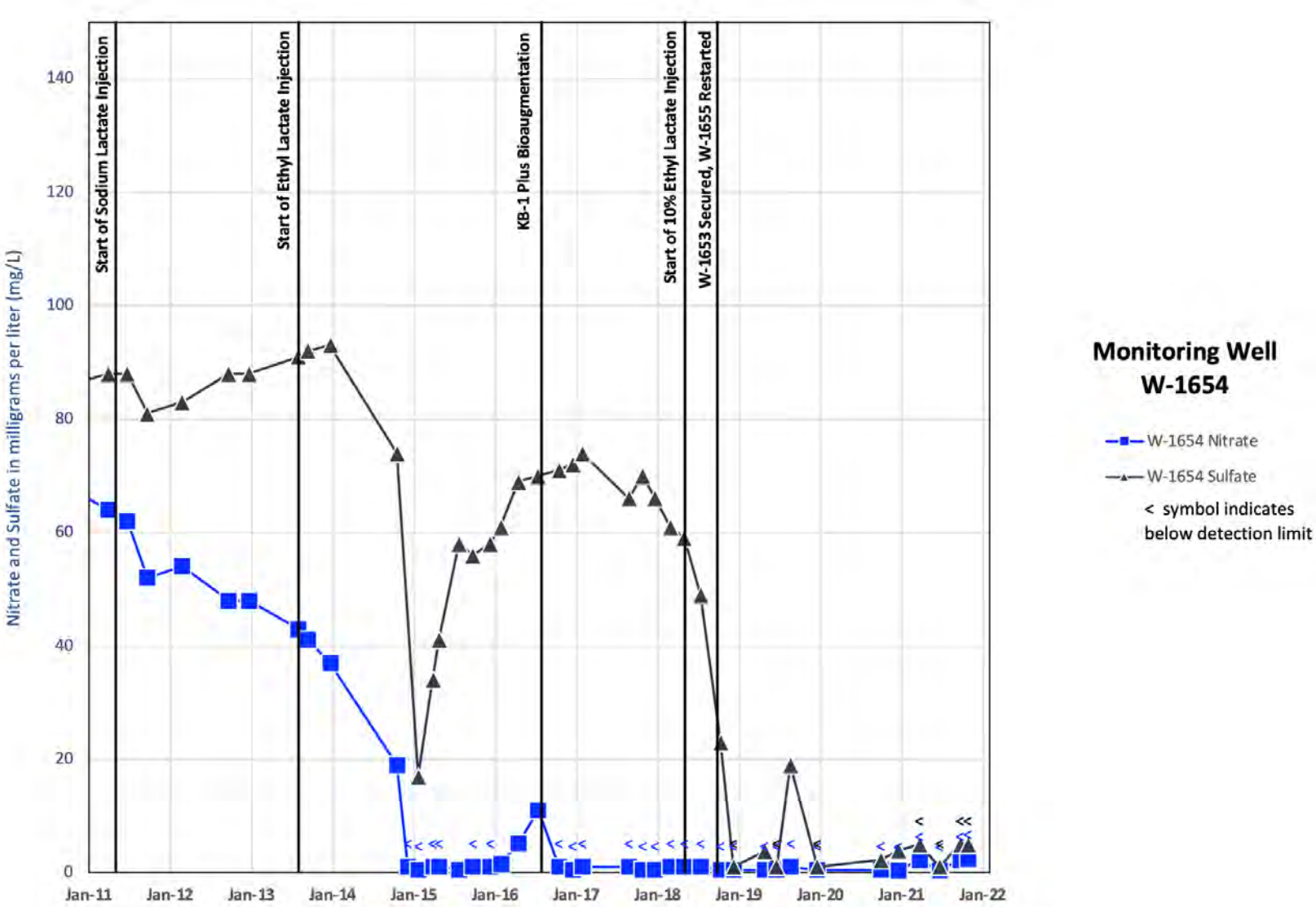

Appendix E-1 Figure 4. Nitrate and sulfate concentration trends at TFD Helipad performance monitoring well W-1654**.**

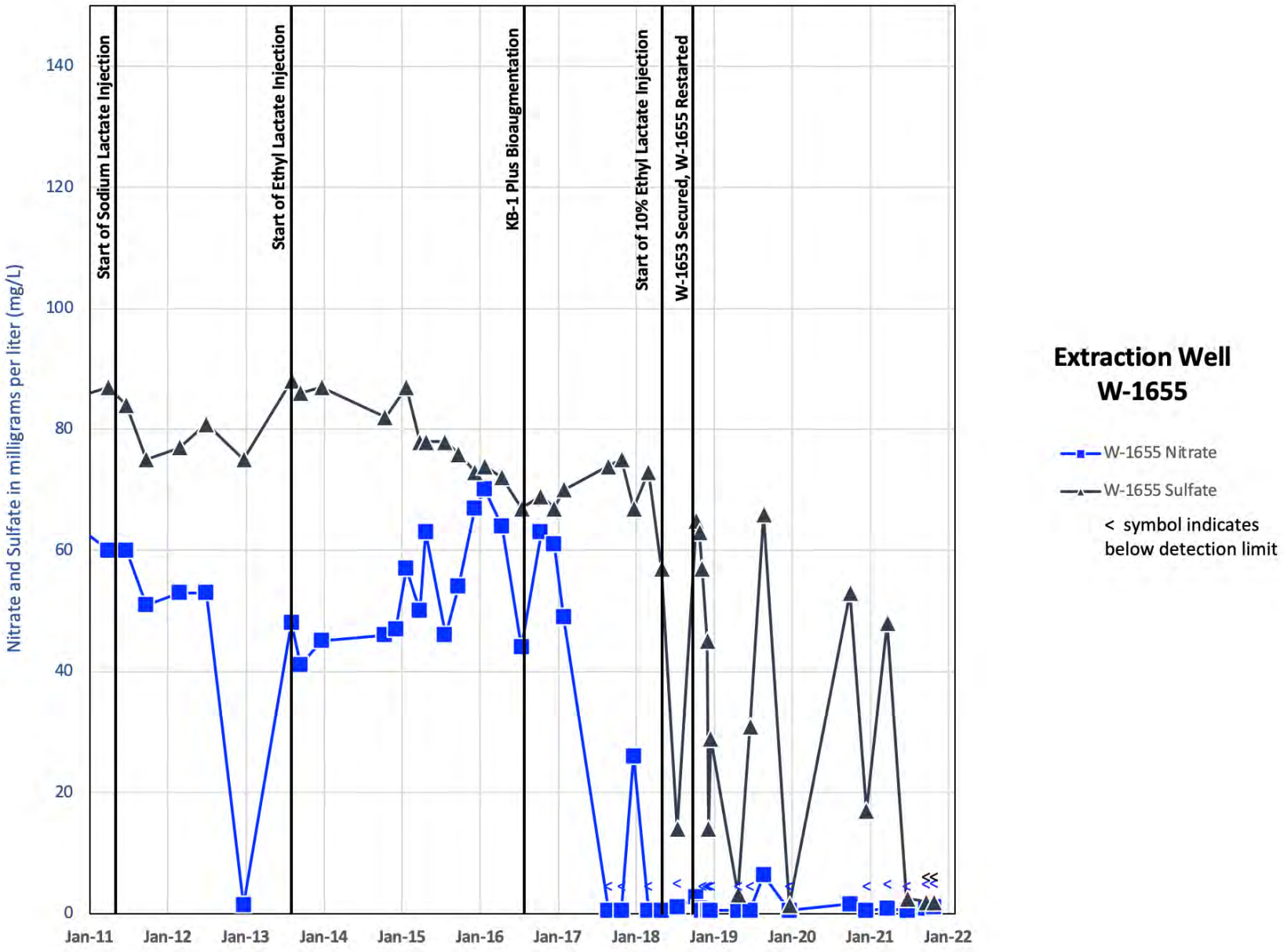

Appendix E-1 Figure 5. Nitrate and sulfate concentration trends at TFD Helipad extraction well W-1655.

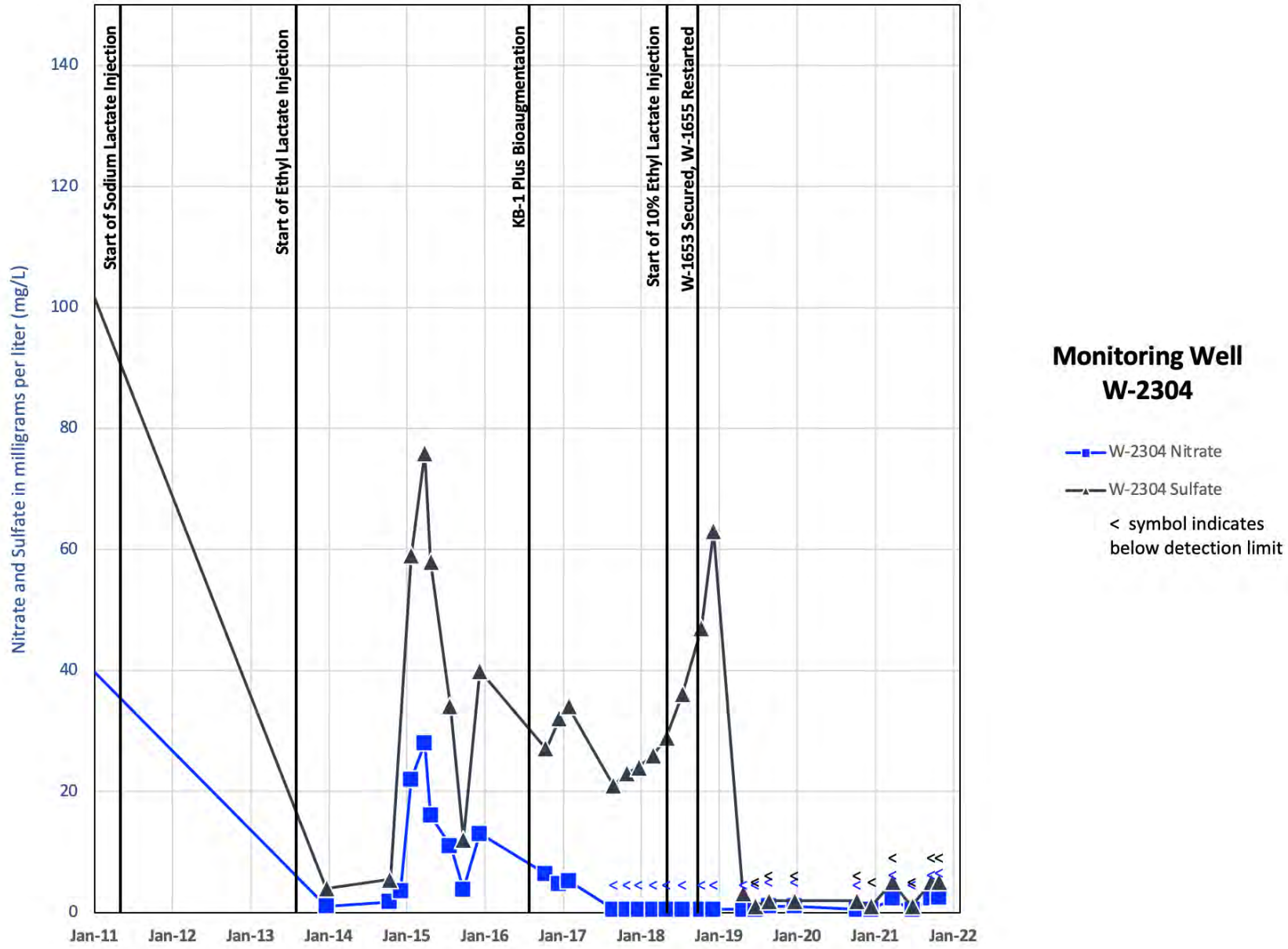

Appendix E-1 Figure 6. Nitrate and sulfate concentration trends at TFD Helipad performance monitoring well W-2304**.**

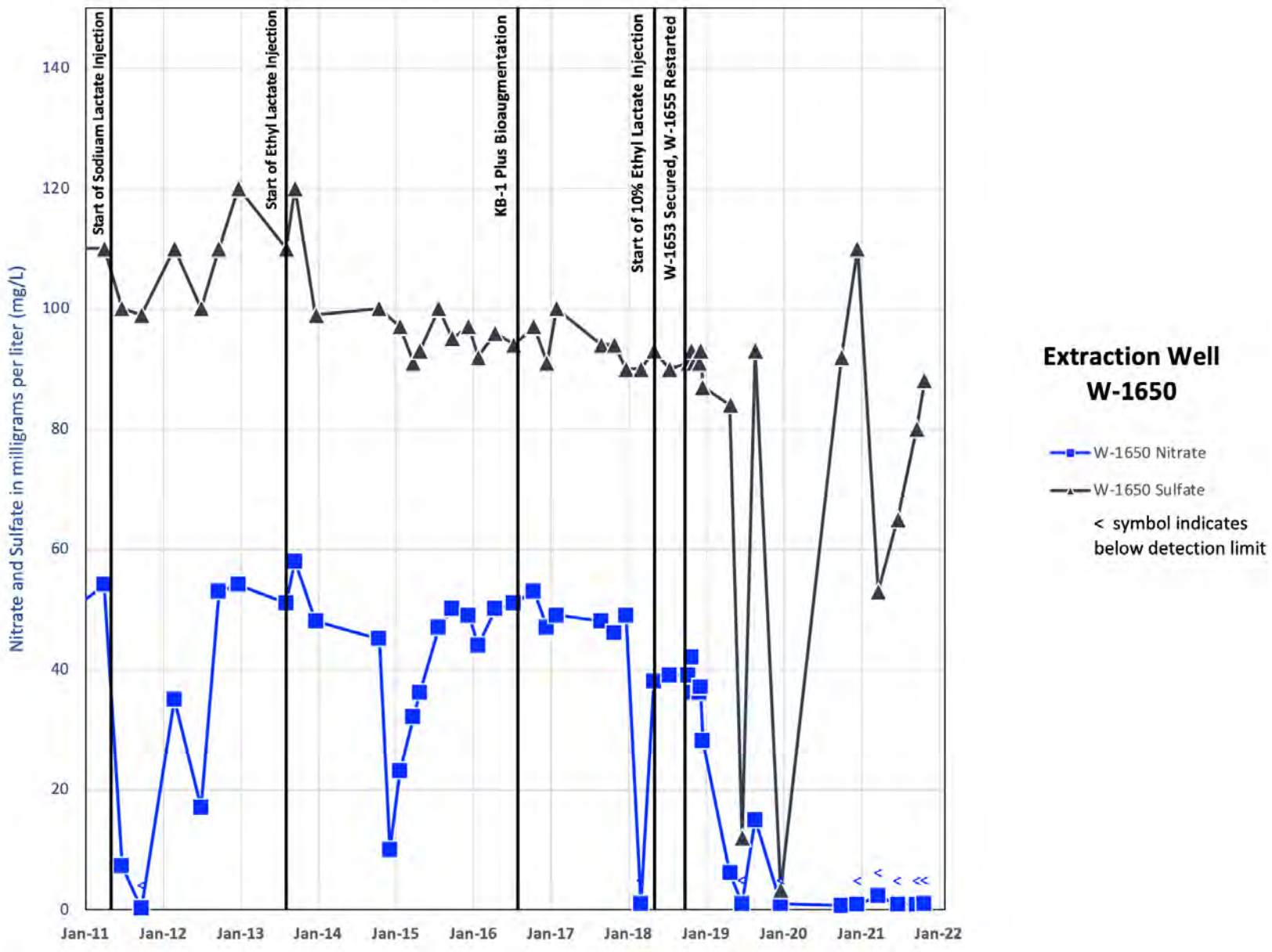

Appendix E-1 Figure 7. Nitrate and sulfate concentration trends at TFD Helipad extraction well W-1650**.**

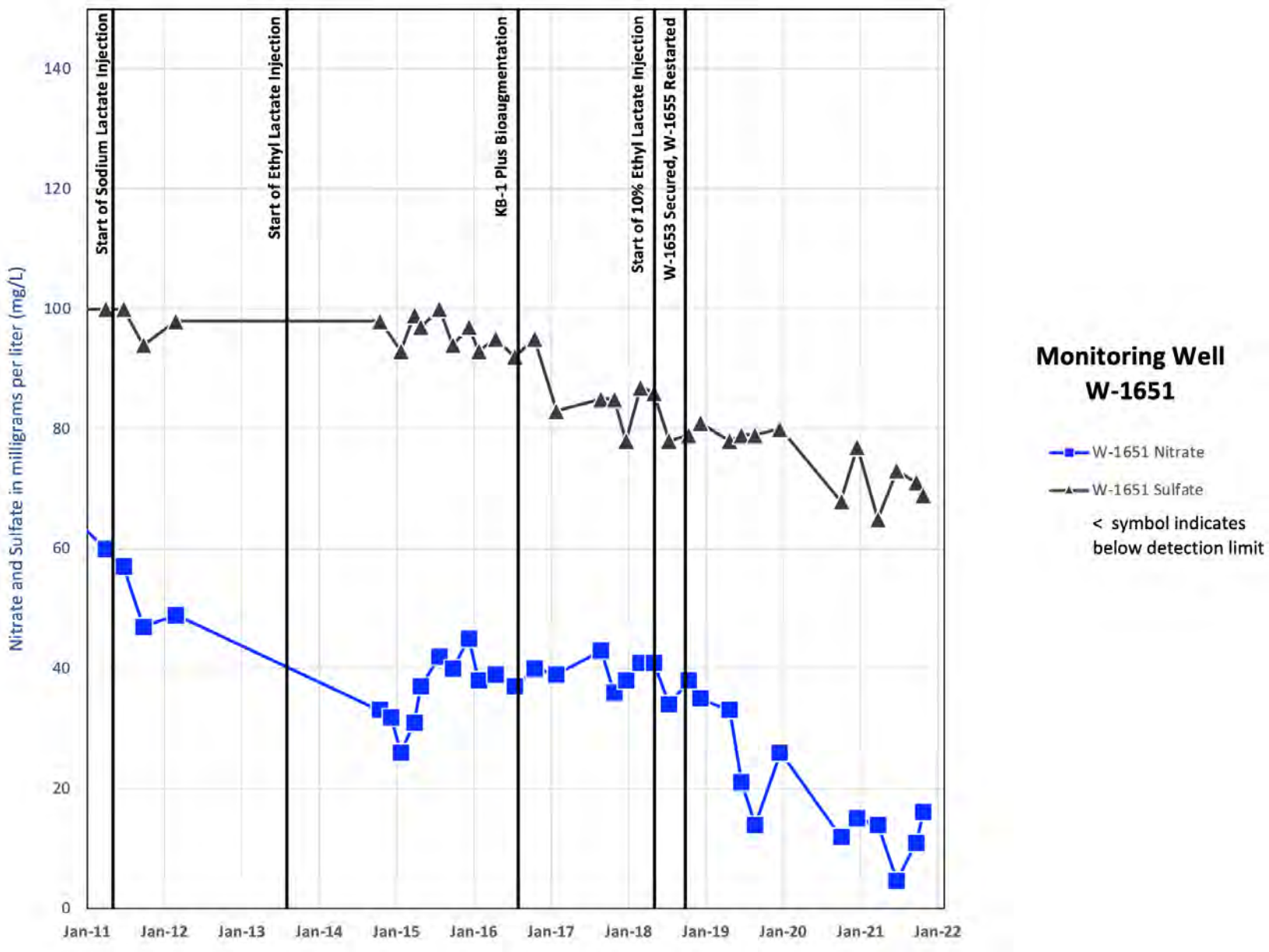

Appendix E-1 Figure 8. Nitrate and sulfate concentration trends at TFD Helipad performance monitoring well W-1651.

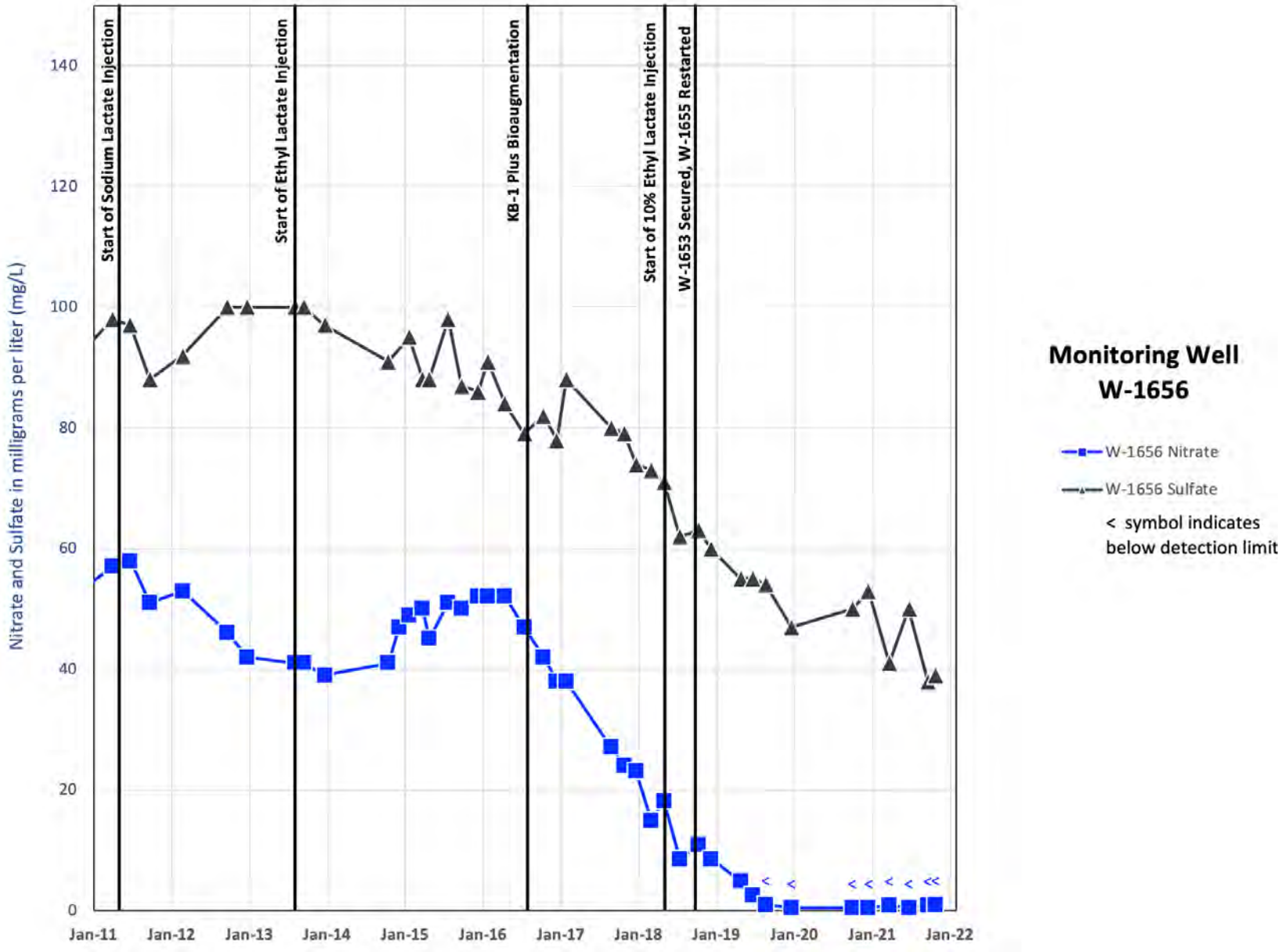

Appendix E-1 Figure 9. Nitrate and sulfate concentration trends at TFD Helipad performance monitoring well W-1656**.**

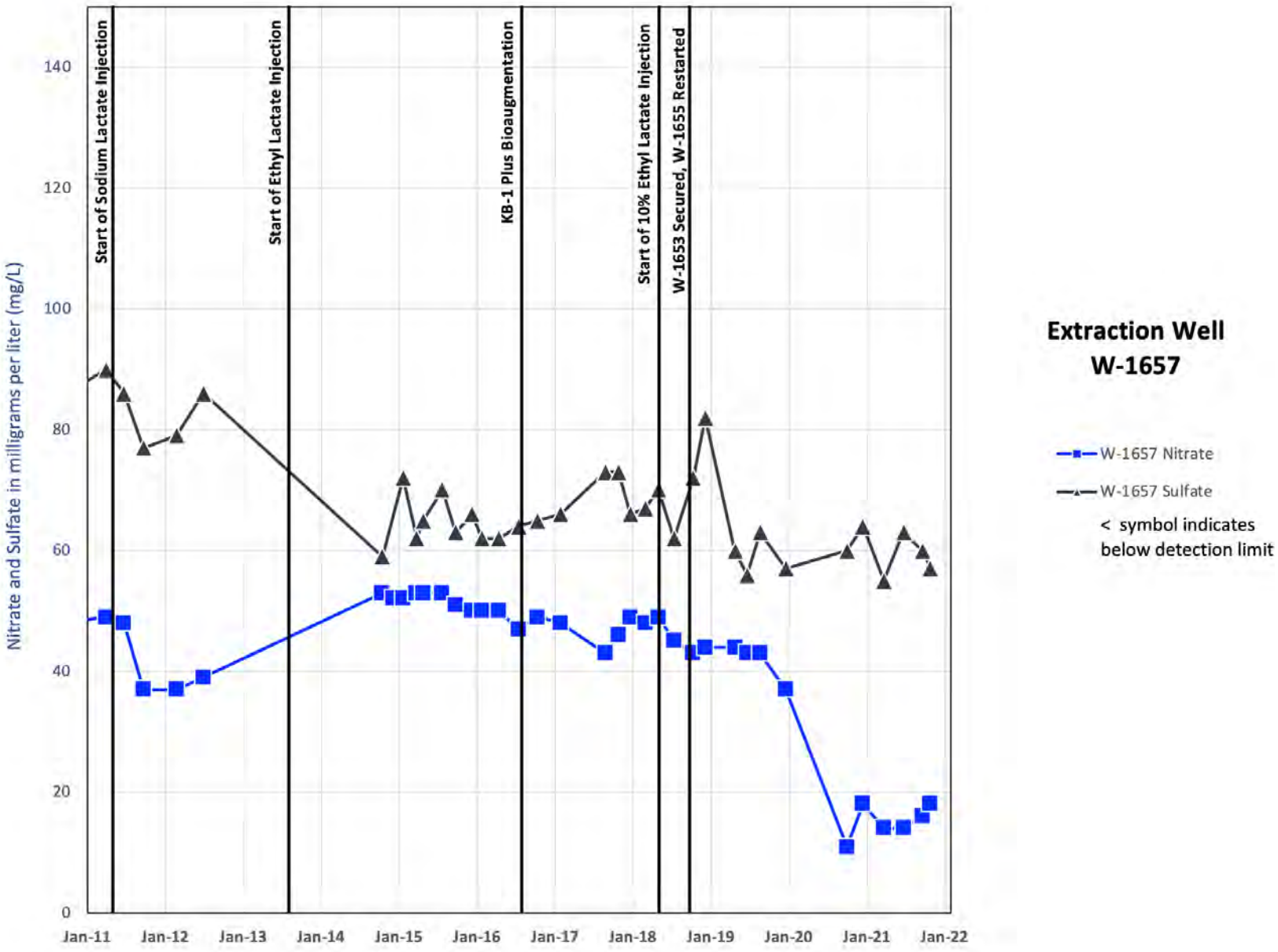

Appendix E-1 Figure 10. Nitrate and sulfate concentration trends at TFD Helipad extraction well W-1657**.**

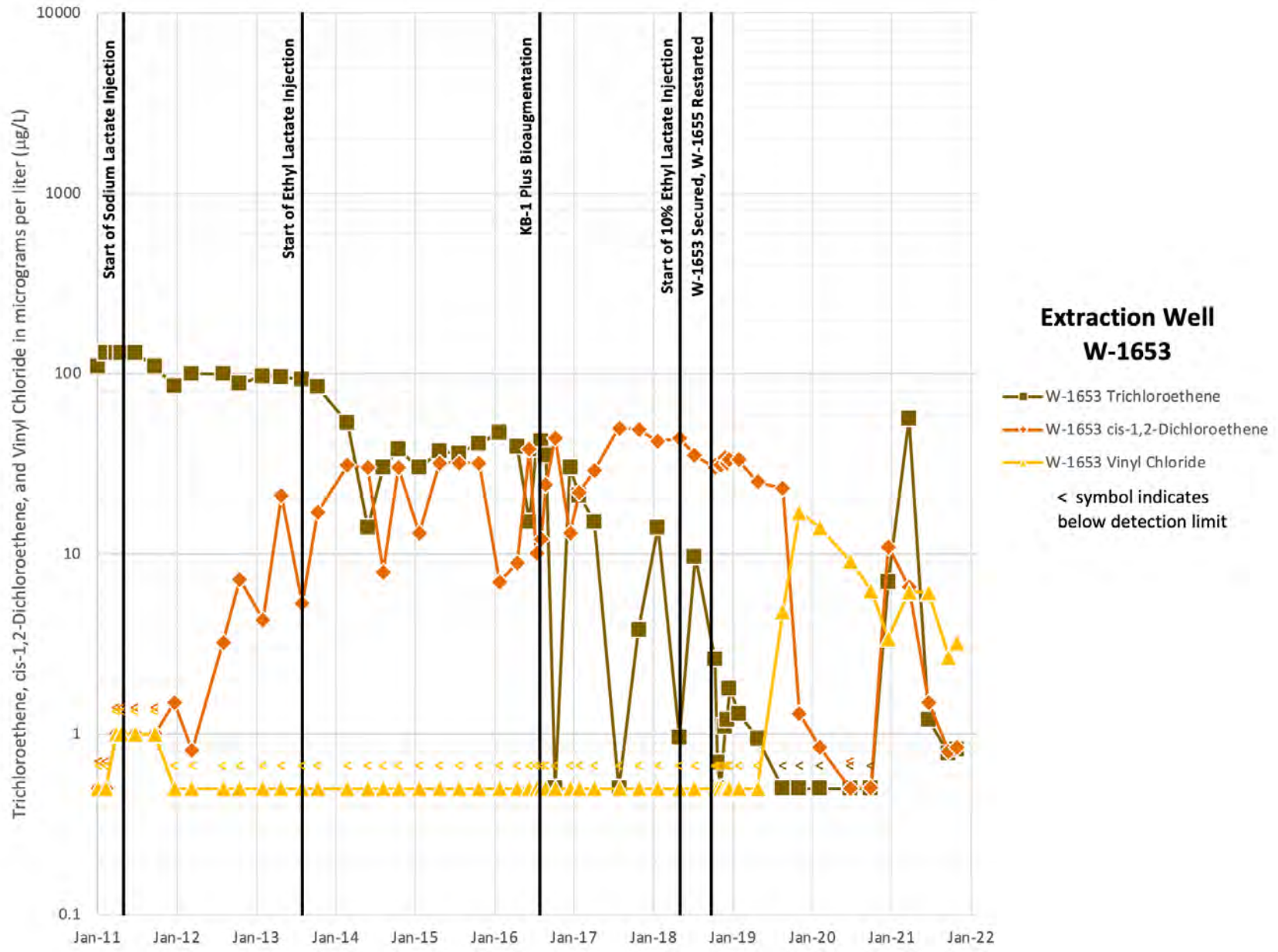

Appendix E-1 Figure 11. TCE, cis-1,2-DCE, and vinyl chloride concentration trends at TFD Helipad extraction well W-1653**.**

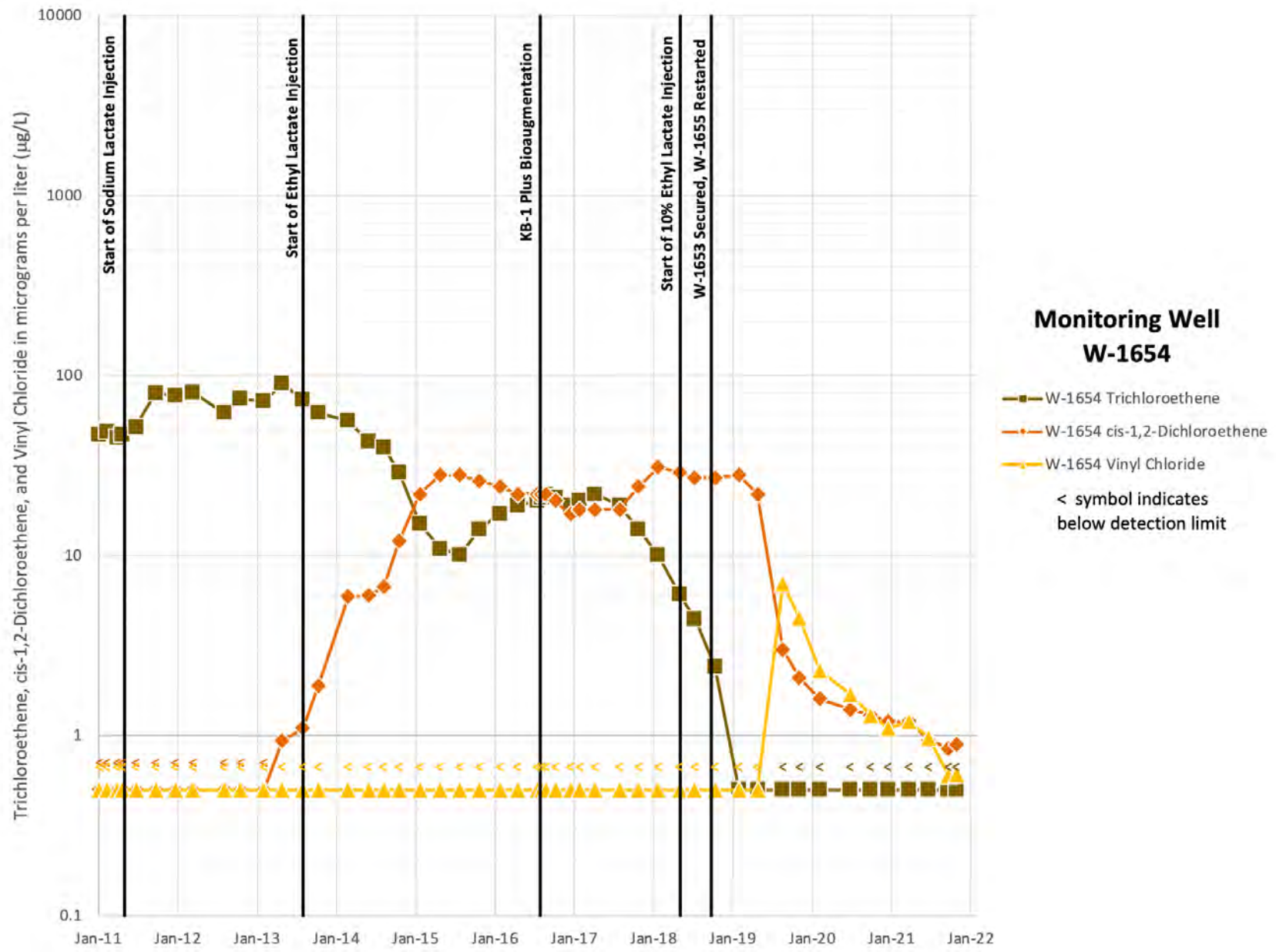

Appendix E-1 Figure 12. TCE, cis-1,2-DCE, and vinyl chloride concentration trends at TFD Helipad performance monitoring well W-1654**.**

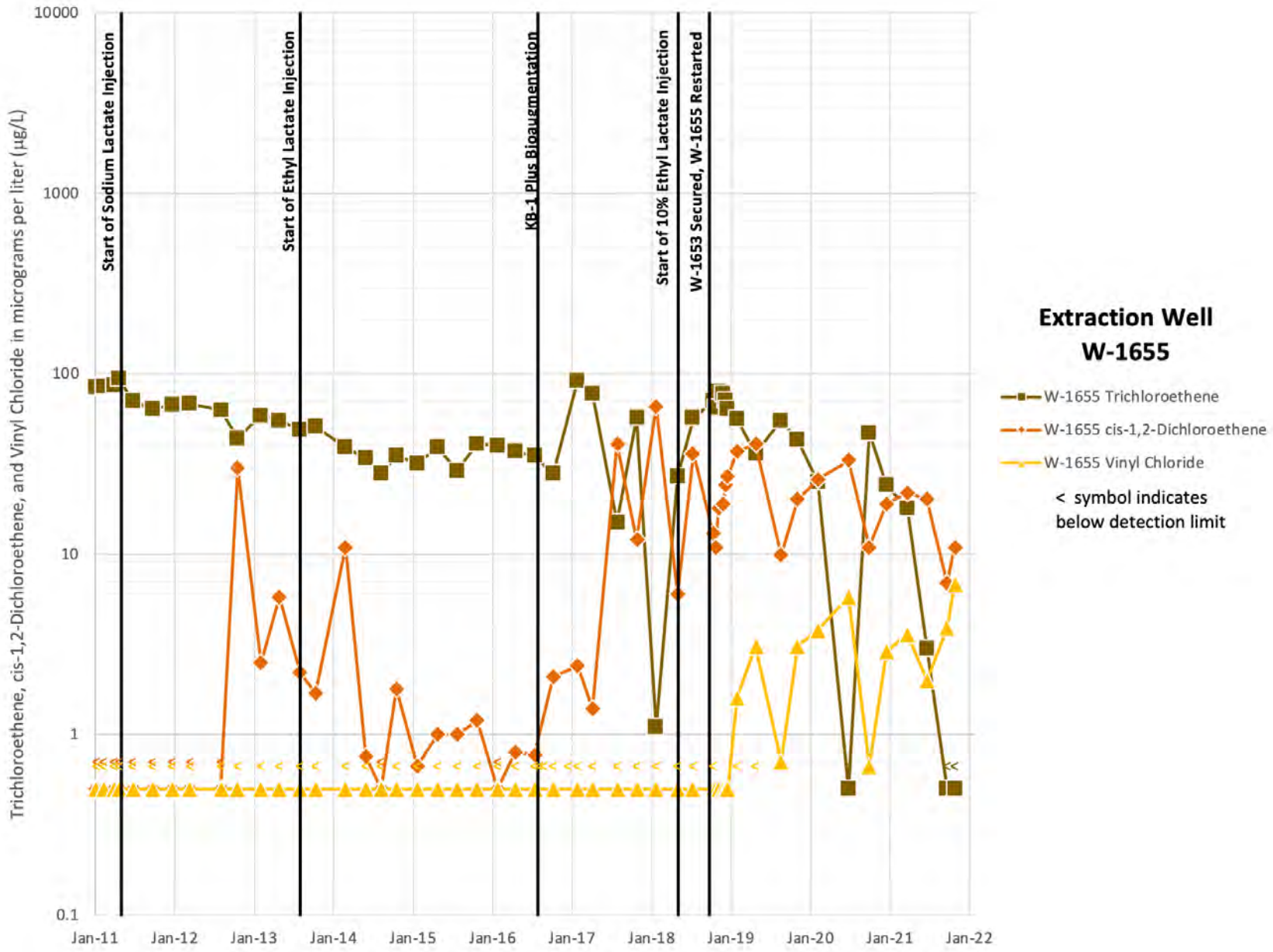

Appendix E-1 Figure 13. TCE, cis-1,2-DCE, and vinyl chloride concentration trends at TFD Helipad extraction well W-1655**.**

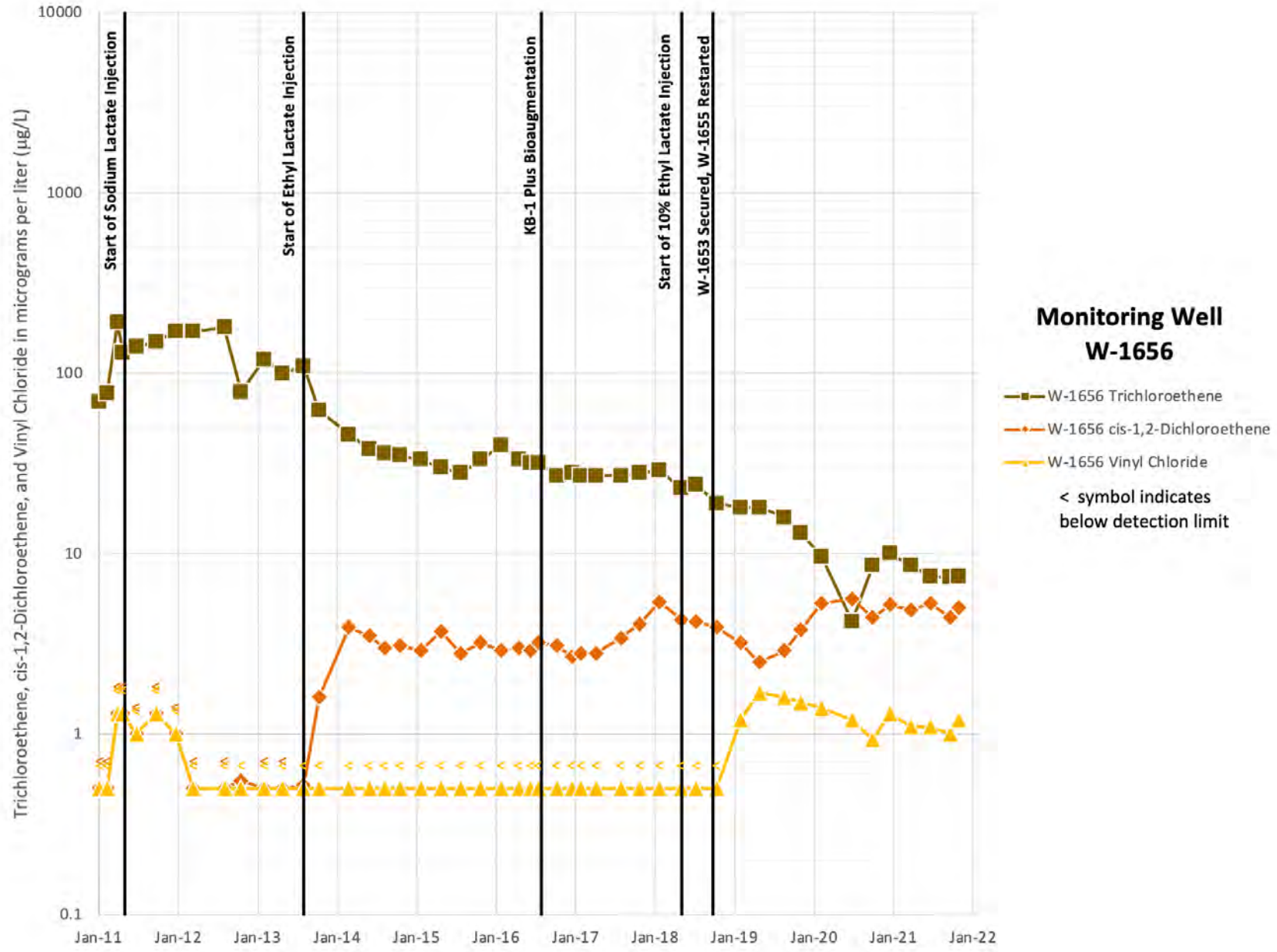

Appendix E-1 Figure 14. TCE, cis-1,2-DCE, and vinyl chloride concentration trends at TFD Helipad performance monitoring well W-1656**.**

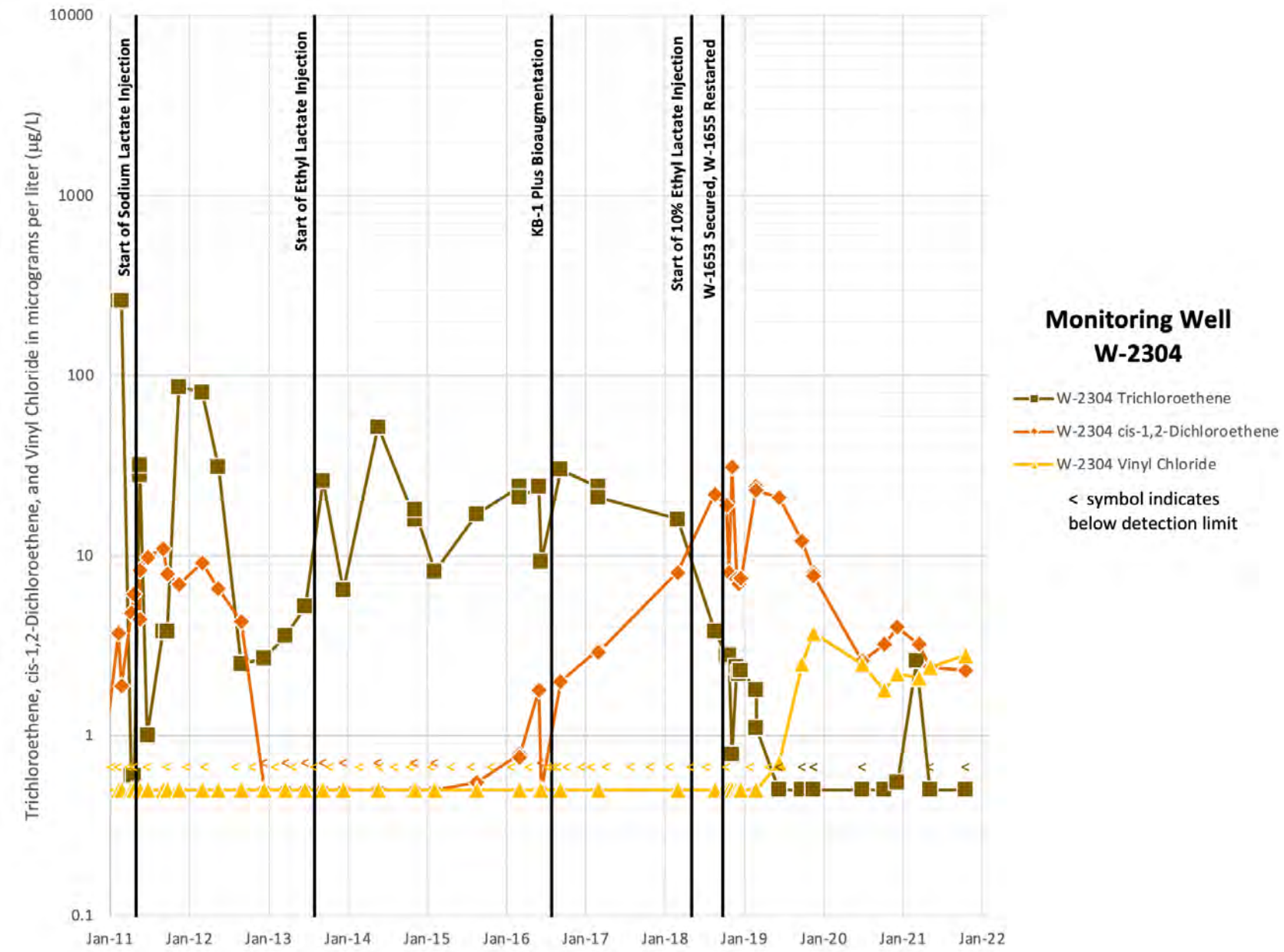

Appendix E-1 Figure 15. TCE, cis-1,2-DCE, and vinyl chloride concentration trends at TFD Helipad performance monitoring well W-2304**.**

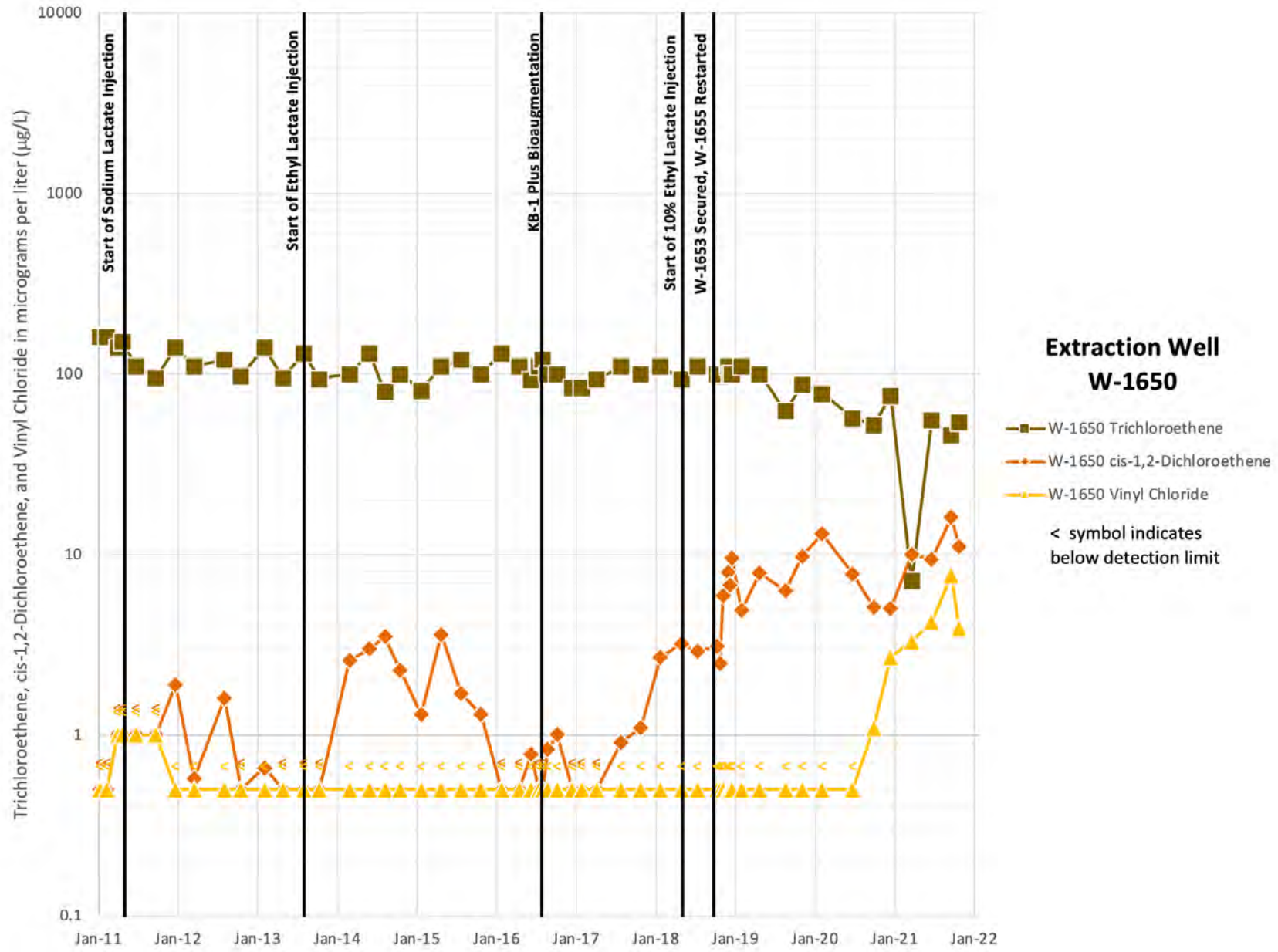

Appendix E-1 Figure 16. TCE, cis-1,2-DCE, and vinyl chloride concentration trends at TFD Helipad extraction well W-1650**.**

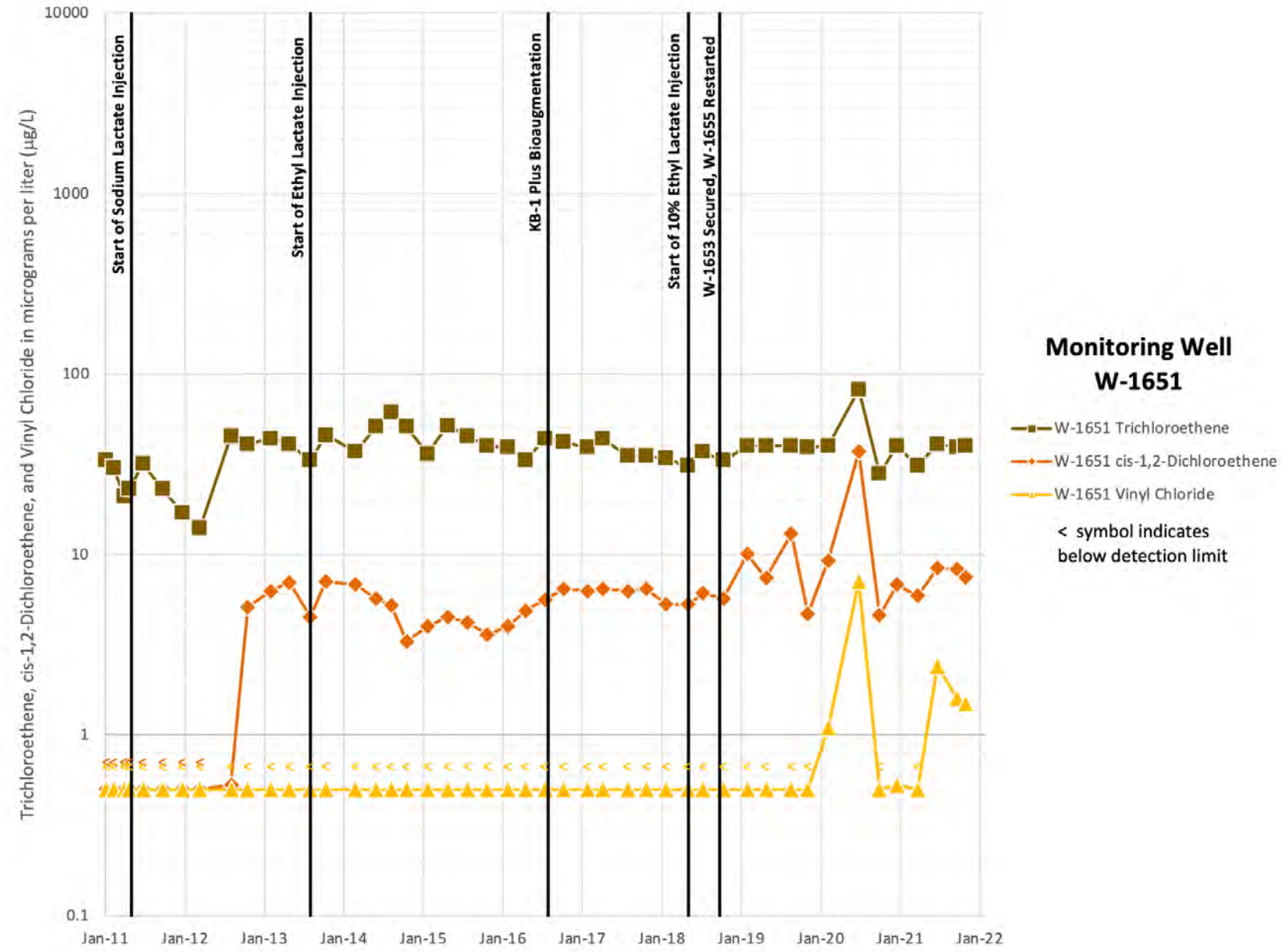

Appendix E-1 Figure 17. TCE, cis-1,2-DCE, and vinyl chloride concentration trends at TFD Helipad performance monitoring well W-1651.

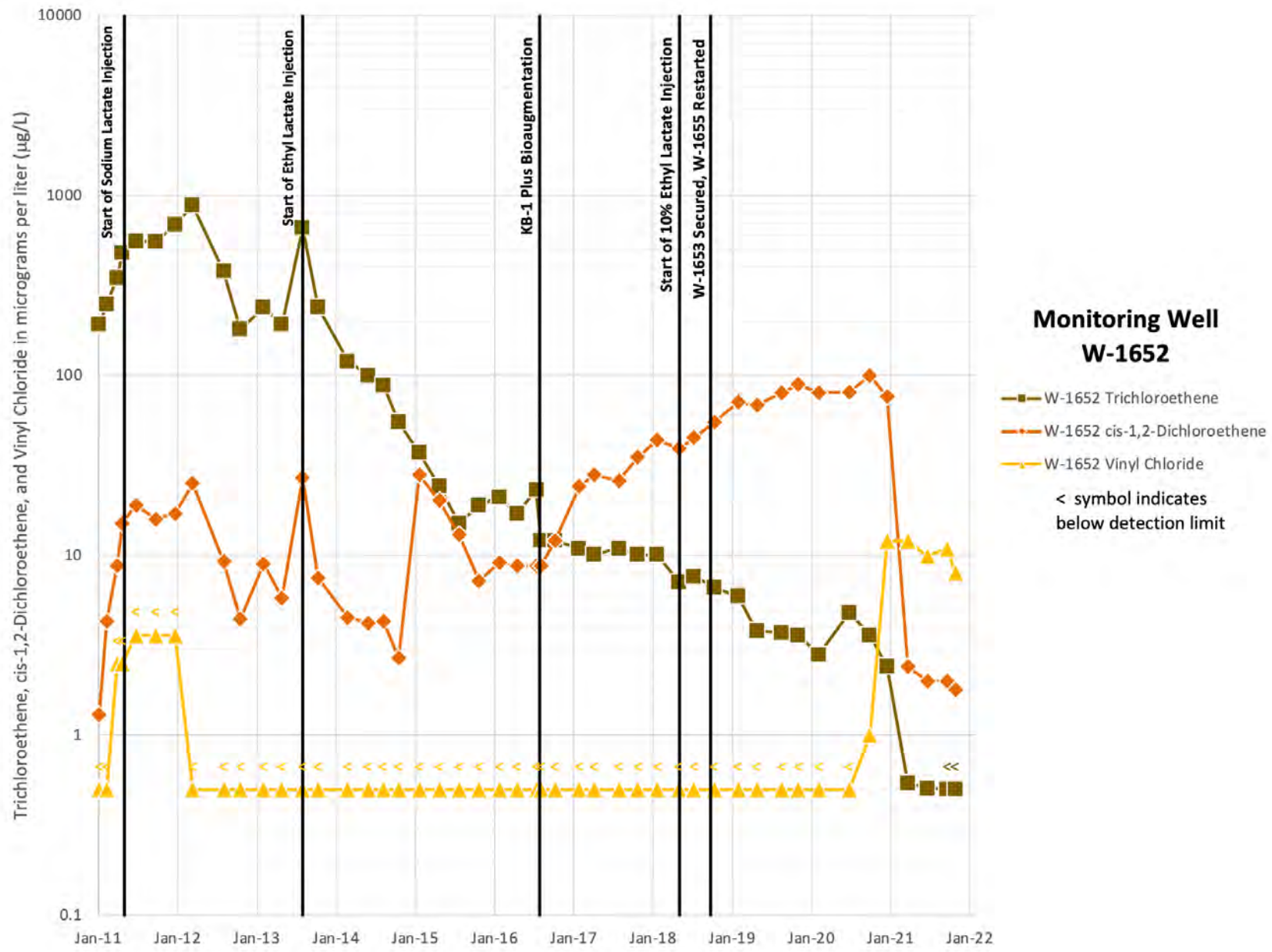

Appendix E-1 Figure 18. TCE, cis-1,2-DCE, and vinyl chloride concentration trends at TFD Helipad performance monitoring well W-1652**.**

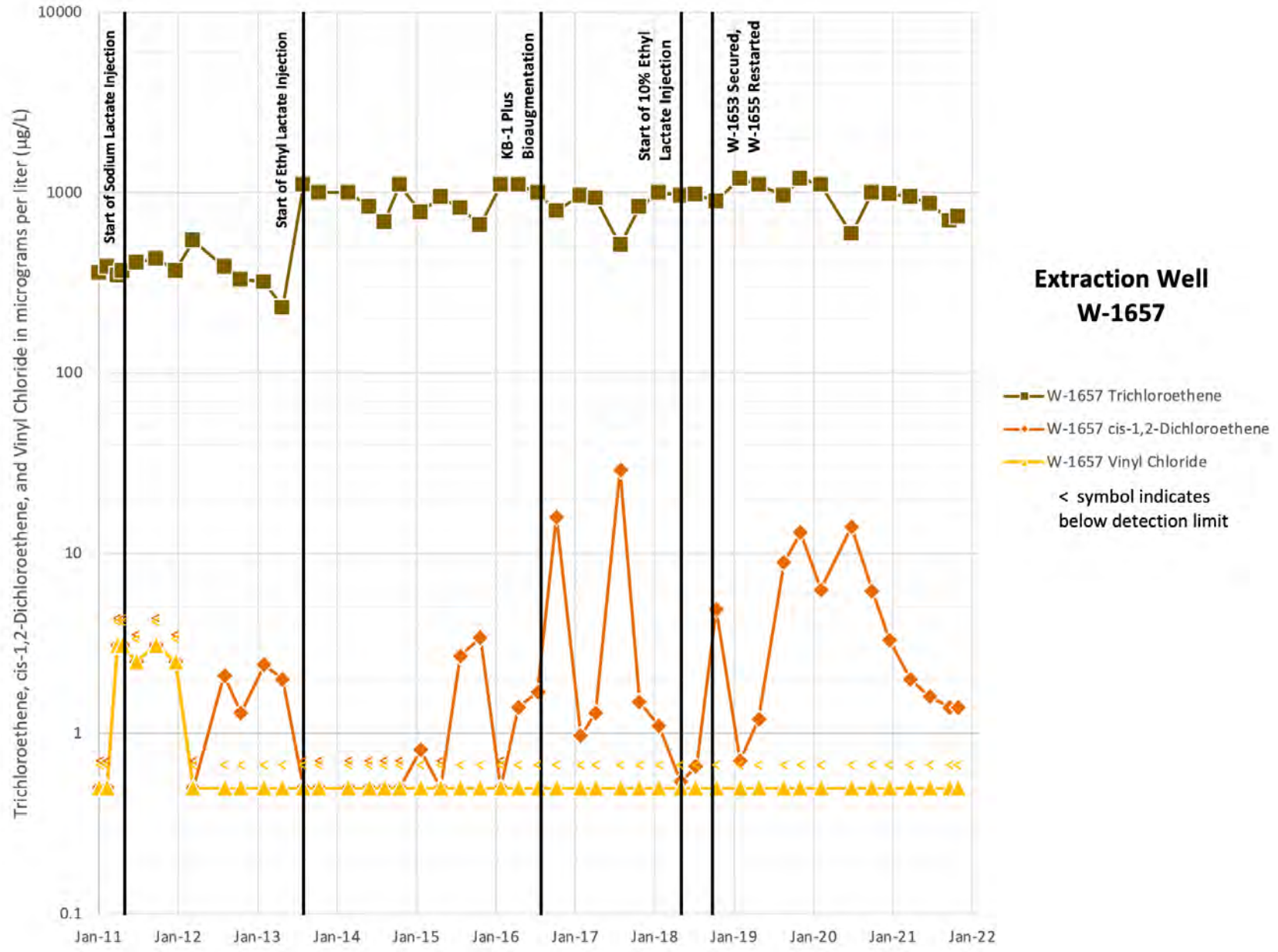

Appendix E-1 Figure 19. TCE, cis-1,2-DCE, and vinyl chloride concentration trends at TFD Helipad extraction well W-1657**.**

Appendix E-2

TFE Eastern Landing Mat Enhanced Source Area Remediation

Appendix E-2

TFE Eastern Landing Mat Enhanced Source Area Remediation

Summary

This Appendix summarizes the Treatment Facility E (TFE) Eastern Landing Mat (ELM) Enhanced Source Area Remediation (ESAR) treatability test. Performance monitoring data, analyses and interpretations are updated on an annual basis as new information becomes available.

During 2018, the operational mode for the system was modified for performance testing. From January through July, groundwater and soil vapor were extracted from well W-1903, and soil vapor was extracted from well W-1909. In August of 2018, the operational mode for the system was modified to extract groundwater and soil vapor only from well W-1903. Air injection into well W-1909 began in August of 2018. The system operated with groundwater and soil vapor extraction at well W-1903 and air injection at well W-1909 through September of 2019, and soil vapor extraction was implemented at extraction well W-2305 from mid-July to mid-August. From October 2019 to November 2020 air injection at well W-1909 was secured and the system operated with groundwater and soil vapor extraction only from well W-1903. Groundwater and soil vapor extraction from well W-1903 was halted from December 2020 through December 2021. Soil vapor extraction from W-1909 was temporarily initiated from April to June 2021.

1. Introduction

Thermally enhanced remediation of low permeability source area sediments is one of several technologies identified during the Source Area Cleanup Technology Evaluation (SACTE) that may accelerate the cleanup of Livermore Site source areas and is one of four technologies being field-tested at the site under the U.S. Department of Energy (DOE) ESAR initiative (see Section 3.2 of the 2021 Annual Report).

The TFE Eastern Landing Mat (TFE-ELM) source area is located at an area formerly used for salvage and storage of reclaimable materials. Source investigations conducted during the late 1980s, 1990s, and 2000s, determined that both the unsaturated and saturated zones were impacted by VOCs, primarily trichloroethylene (TCE). Currently, depth to water is approximately 100 feet below ground surface and is influenced by long-term groundwater extraction in the area. The site sedimentary sequence consists of alluvial fan deposits, primarily unconsolidated clay and silt, with minor sand and gravel deposits. The source area extends from the unsaturated zone to the bottom of the first water bearing zone, within Hydrostratigraphic Unit 2 (HSU-2).

Hydraulic containment of the TFE-ELM source area was initiated in 1996 with pumping from downgradient groundwater extraction well W-1109. Source area remediation began in 2003 with groundwater extraction from well W-1903 and soil vapor extraction from well W-543-001. In 2004, DOE/Lawrence Livermore National Laboratory (LLNL) added soil vapor extraction at wells W-1903 (dual extraction) and shallower wells W-543-003 and W-543-1908 (Appendix E-2 Figure 1).

From 2003 to 2011, a total of 117 kg of VOCs were removed and treated from the three soil vapor extraction wells. A total of approximately 2 kg of VOCs were removed from groundwater and soil vapor using dual extraction from well W-1903 and well W-2305 during the same period.

In May 2011, before the start of the treatability test, soil vapor TCE concentrations in shallower wells W-543-001, W-543-1908, and W-543-003 were 0.27, 0.43 and 0.73 parts per million by volume (ppm_v), respectively. Prior to soil vapor extraction and treatment, VOC concentrations in W-543-001 and W-543-003 were greater than 100 ppm_v. The reduction in concentrations is largely due to the effectiveness of soil vapor extraction in the more permeable, unsaturated sediments in the eastern portion of the source area. By contrast, concentrations in the western portion of the source area remained high and the mass removal rates were much lower due the presence of low permeability sediments in the area. Therefore, DOE/LLNL targeted the western portion of the TFE-ELM source area for the thermally enhanced remediation treatability test. The target source area is about 100 feet in diameter, centered on the source investigation piezometer SIP-543-101. The remediation wells are W-1903, W-1909 and W-2305 (Appendix E-2 Figure 1).

2. Objectives and Overview

The primary objective of the treatability test is to evaluate the additional benefit of thermal heating as a means of reducing clean up time by accelerating contaminant mass transfer from the liquid and adsorbed phases to the vapor phase. The treatability test utilizes the existing groundwater and soil vapor treatment systems that are part of the current remedy. A secondary objective is to apply the dynamic well-field operations (DWFO) strategy by changing soil vapor extraction and clean air injection locations to alter the subsurface flow pathways, prevent stagnation zones, and therefore improve mass recovery rates from the subsurface.

Thermally enhanced remediation, for the purposes of the treatability test, is defined as utilizing ambient air temperature as well as using cost-efficient electrical heating elements inside the remediation wells to heat both groundwater and injected clean air. Ambient air temperatures in Livermore often exceed 100 degrees Fahrenheit (°F) during the summer months, which may boost thermal remediation seasonally. This approach requires significantly less energy input and costly infrastructure than steam injection or electrical resistivity heating.

The thermally enhanced remediation treatability test is expected to provide valuable information on the design parameters for future applications of a full-scale system.

3. Design and Implementation

The TFE-ELM treatability test was originally designed to evaluate thermally enhanced remediation in the saturated and unsaturated zones by injecting heated air and by electrically heating groundwater into certain wells, while extracting both soil vapor and groundwater from others. The treatability test system consists of the VTFE Eastern Landing Mat soil vapor treatment facility, the TFE East groundwater treatment facility, an ambient-air injection blower, and electrical heating elements in remediation wells. In early 2011, TFE-ELM source area wells W-1903, W-1909 and W-2305, were modified for the treatability test. Well W-1903 was designed to be the primary dual extraction well, and wells W-1909 and W-2305 were designed to be air injection and heating wells. In addition, well W-2305 was designed for the potential implementation of dual extraction, and well W-1909 was designed for implementation as a soil vapor extraction well. This operational flexibility enabled

dynamic well-field operations to be implemented at the source area. Wells W-1909 and W-2305 contained heating elements installed both above and below the static water level to facilitate heating of injected air and groundwater. All three wells were equipped with thermocouples to monitor subsurface temperatures. Well SIP-543-101 is situated at the center of the three wells, serves as the primary performance monitoring well for the test, and was equipped with pressure transducers and thermocouples in both groundwater and soil vapor.

Treatability testing began in October 2011 and continued through 2020. Air injection and heating was secured in 2021. Between 2011 and 2015, the system was operated in the primary operational mode of dual extraction from W-1903, and ambient air injection and heating in wells W-1909 and W-2305. Since December of 2015, the extraction well-field configuration changed multiple times to increase the mass removal rate from the source area and for performance testing. In December of 2015, the operational mode for the system was modified to extract soil vapor from wells W-1903 and W-2305, and ambient air was injected into well W-1909. Two separate heating elements were used to heat the injected air and groundwater within well W-1909. In July of 2016, the extraction well-field configuration was changed to extract soil vapor from wells W-1903 and W-1909, and ambient air was injected into well W-2305. Two separate heating elements were also used to heat the injected air and groundwater in well W-2305.

The average subsurface soil vapor temperature is 70°F. The injected air was heated up to 100°F in wells W-1909 and W-2305. The groundwater was heated up to 130°F in W-1909 and up to 110°F in W-2305. These target values were determined according to the thermal properties of the casing and screen materials next to the heating elements.

In February of 2017, the operational mode for the system was modified to extract groundwater and soil vapor only from well W-1903. Soil vapor extraction from well W-1909, and ambient air injection and heating in well W-2305, were discontinued.

In March of 2017, soil vapor extraction at well W-1903 was secured. In May of 2017, soil vapor extraction at wells W-1903 and W-1909 were restarted. The system operated with groundwater and soil vapor extraction at well W-1903 and soil vapor extraction at well W-1909 through July 2018. In August 2018, soil vapor extraction at well W-1909 was secured, and air injection was initiated at well W-1909. The system was operated in this configuration through September 2019. From October 2019 to November 2020, air injection at well W-1909 was secured and the system operated with groundwater and soil vapor extraction only from well W-1903. In response to COVID-19 shelter in place orders, groundwater and soil vapor extraction was secured between March and July 2020. Dual extraction at W-1903 was conducted from July 2020 to November 2020. Vapor extraction from W-1909 was activated from April to June 2021.

The system operated as originally designed between 2011 and 2016, except when taken offline for maintenance and freeze protection. During 2017, thermocouples were removed from W-1903, and heating elements, thermocouples, and the groundwater pump were removed from W-2305. Well W-1903 remains the primary dual extraction well. Well W-2305 retains air injection and soil vapor extraction capabilities. During 2018, thermocouples were replaced, and heaters were repositioned in W-1909 to increase heat output for ongoing operational testing. W-1909 is also capable of soil vapor extraction. Instrumentation was removed from W-1903, W-1909, and W-2305 in 2020 and 2021 to inspect well health due to declining flow rates. The wells currently remain secured for chemical

redevelopment to restore soil vapor extraction and groundwater extraction flow rates and for new design installations to improve resilience to recharge conditions during performance testing.

4. Results and Discussion

The thermally enhanced remediation system has now been in operation for over seven years. During this period, the thermocouples that were deployed in the dual extraction well W-1903 and the performance monitoring well SIP-543-101 did not indicate a significant increase in temperature. This result was expected, as the heat capacitance of the subsurface, especially the saturated zone, is very high and much-higher energy input is required to increase subsurface temperatures. However, several data sets suggest that the thermally enhanced remediation and the DWFO strategy have positively influenced remediation in the TFE-ELM source area. First, post-implementation VOC concentrations and mass removal rates from dual extraction well W-1903 were consistently higher than those measured prior to the start of the treatability test when the system was operating in an extraction-only configuration without heat. Second, a significant reduction in vapor phase mass removal rates did not occur during injection periods, as would be expected due to short-circuiting of ambient clean air from the injection wells to the extraction well. The relatively constant vapor phase mass removal was likely due to new vapor circulation patterns established in the subsurface, and potentially due to heating of the injected air. Third, prior to initiating air injection at W-1909 in August 2018, soil vapor VOC concentrations in well W-1903 exhibited a decreasing trend. Upon restarting air injection at W-1909, VOC concentrations at W-1903 showed an increasing trend that persisted through the end of 2018. Although this did not improve overall mass removal rates because of the low vapor flow rates, it supports the idea that new vapor circulation patterns are established in the subsurface due to air injection.

Groundwater extraction from wells W-1903 and W-2305 was suspended in 2021, pending rehabilitation of the well screens. Since October 2011, a total of 0.33 kilograms (kg) of total VOCs were removed from groundwater. The majority of the mass was removed from well W-1903 and a small fraction from well W-2305.

VTFE Eastern Landing Mat VOC mass removal rates from soil vapor remained low in 2021 due to decreased soil vapor extraction flow rates. The lower flow rates are likely attributable to sustained groundwater recharge in 2017 and from 2019 through 2021, resaturation of sediments that had dewatered during the drought conditions of 2011 through 2016, and scaling of well screens. Since October 2011, a total of 2.4 kg of total VOCs were removed from soil vapor in wells W-1903, W-1909, and W-2305. Approximately 95% of the soil vapor VOC mass removed came from dual extraction well W-1903.

Thermally enhanced remediation system has shown to be complex and challenging to implement. So far, performance data indicate that VOC concentrations and mass removal rates from dual extraction well W-1903 were consistently higher than those measured prior to the start of the treatability test when the system was operating in an extraction-only configuration. The relatively constant vapor phase mass removal is attributed to the formation of new vapor circulation patterns in the subsurface due to air injection and potentially due to heating of the injected air. These results suggest that the DWFO strategy has positively influenced remediation in the TFE-ELM source area. Thermally enhanced remediation requires further testing.

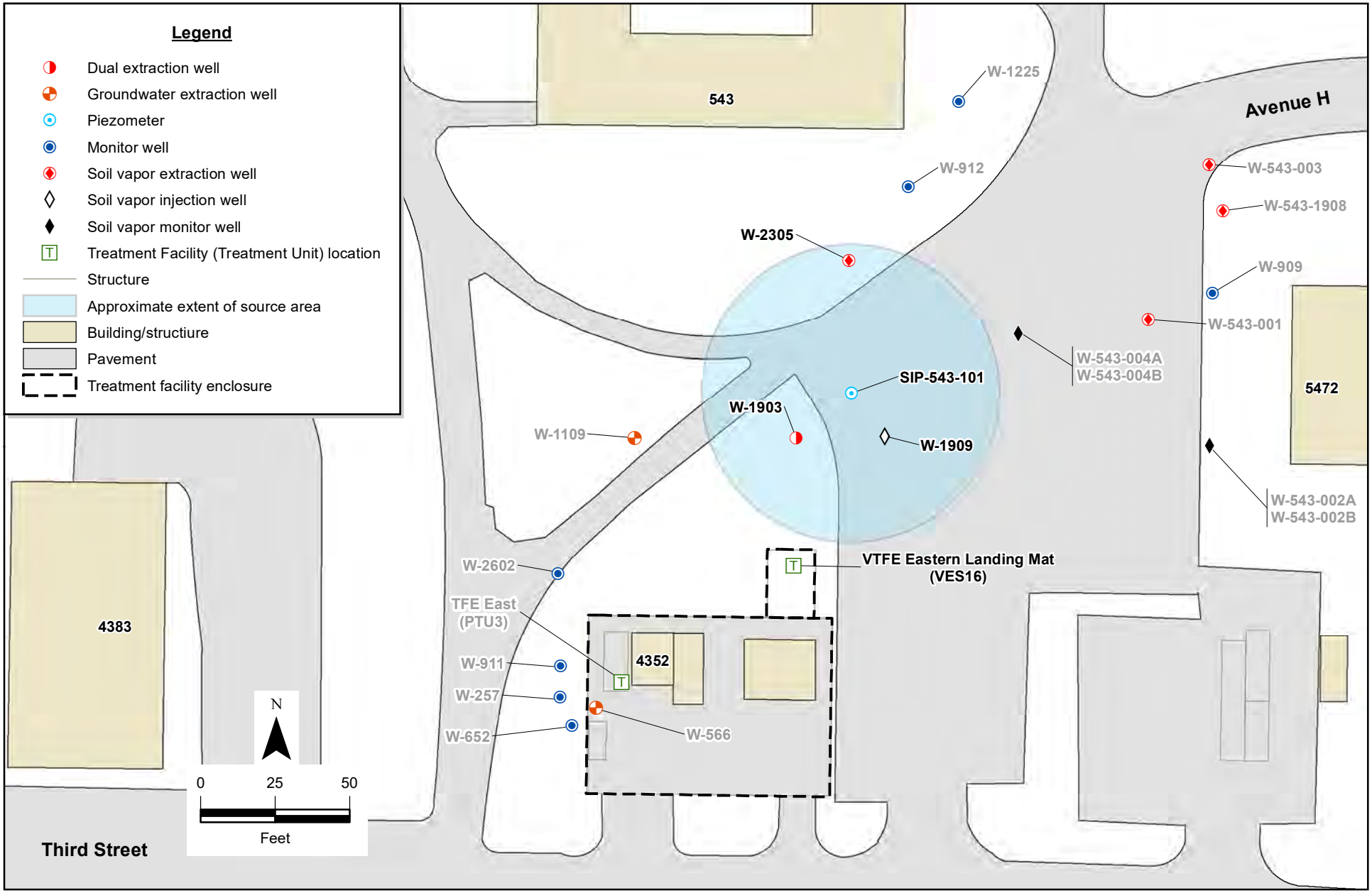

Appendix E-2 Figure 1. Locations of wells and treatment facilities in the TFE Eastern Landing Mat thermally-enhanced remediation treatability test area.

Appendix E-3

TFC Hotspot Enhanced Source Area Remediation

Appendix E-3

TFC Hotspot Enhanced Source Area Remediation

Summary

This appendix summarizes the Treatment Facility C (TFC) Hotspot Enhanced Source Area Remediation (ESAR) treatability test. As the annual ESAR treatability test appendices to the Livermore Site Annual Report are meant to serve as stand-alone status updates for these tests, all relevant information is included from the previous annual reports. Performance monitoring data, analyses, and interpretations are updated annually as new information becomes available.

During 2021, post-implementation performance monitoring at the TFC Hotspot source area ESAR treatability test continued with collection of analytical samples and field parameters at the performance monitor wells (Appendix E-3 Figure 1). Additionally, three performance monitoring boreholes were drilled in 2021 to collect soil cores for analysis of volatile organic compounds (VOCs) in soil and mineralogical assessment of the emplaced zero-valent iron (ZVI) (Appendix E-3 Figure 2). The U.S. Department of Energy (DOE)/Lawrence Livermore National Laboratory (LLNL) continued implementing the modified purging methodology for monitor well W-2612 to induce a steeper groundwater gradient between it and the zero-valent iron (ZVI) panels, and presumably reduce the travel time of groundwater from the ZVI panels to the monitor well (Appendix E-3 Figure 3). Extraction well W-2201, located within the treatment zone, was shut-in from March to mid-May 2020. Data indicate that while W-2201 was pumping, well W-2611 monitored oxygenated groundwater originating from outside the ZVI "cell". In an effort to enhance reducing conditions and improve performance assessment of the ZVI treatment area, extraction well W-2201 was secured in July 2020.

Reducing conditions and TCE degradation daughter products have been observed in wells W-2611, W-2612, and W-1212. As discussed in Section 4, this suggests that either groundwater affected by the ZVI panels or byproducts of the inclusion fluid used during the emplacement process continued to arrive at the performance monitor wells. As of December 2021, remedial actions have resulted in a 51% to 70% concentration reduction of TCE in treatment zone monitor wells W-1212, W-2611, and W-2612, while a 67% concentration reduction of TCE was also observed in downgradient TFC-SE extraction well W-1213. In addition to the reduction of TCE concentrations, significant reduction of hexavalent chromium in groundwater was observed in all three treatment zone monitor wells.

1. Introduction

This appendix summarizes the performance-monitoring phase of the ZVI emplacement treatability test that began at the LLNL Livermore Site Treatment Facility C (TFC) Hotspot source area in the fall of 2014. The emplacement of a reactive amendment into lower-permeability source area sediments to promote *in situ* destruction of contaminants through abiotic reductive dechlorination is one of several technologies identified during the Source Area Cleanup Technology Evaluation (SACTE) that may accelerate cleanup of Livermore Site source areas. It is one of the technologies being field-tested at the site under the DOE ESAR initiative (see Section 3.2 of the 2021 Annual Report).

DOE/LLNL identified the TFC Hotspot source area during source investigations conducted in the early 1990s. These investigations discovered trichloroethene (TCE) and other volatile organic compounds (VOCs) in groundwater, most likely due to electronic fabrication activities at Building 171 by the U.S. Navy during the 1940s. TCE concentrations up to 2,800 micrograms per liter (µg/L) were present in the first saturated hydrostratigraphic unit 1B (HSU-1B) at relatively shallow depths of 50 to 75 feet below ground surface (ft-bgs). The TFC Hotspot VOC source area is dominated by fine-grained sediments consisting of silty sand to sandy silt and clayey silt with occasional coarser-grained units. The groundwater yield from wells in this source area is low to very low, less than 0.5 gallons per minute in the zone of interest. Depth to groundwater at the time of treatability test implementation in 2014 was 62 ft-bgs.

While the entire source area covers approximately 120 ft by 170 ft laterally, the area with elevated TCE concentrations in groundwater (i.e., greater than 100 µg/L) is reasonably small, approximately 30 ft in diameter and extending to a depth of about 75 ft-bgs. This is the portion of the source area that was targeted for treatment during the treatability test.

DOE/LLNL initiated hydraulic containment and cleanup using groundwater extraction and treatment at the TFC Southeast groundwater treatment facility in 1997. Prior to the ESAR test, approximately 18 kilograms of VOCs were removed from the subsurface, and TCE declined from 2,800 µg/L in the 1990s to approximately 240 µg/L in September 2014. Prior to ZVI emplacement, TCE concentrations in TFC Hotspot groundwater wells ranged from approximately 58 to 240 µg/L. In addition, 1,1-dichloroethene and 1,2-dichloroethane were above cleanup standards in groundwater. Although low concentrations (below 6 µg/L) of cis-1,2-dichloroethene (cis-1,2 DCE) were present in the area in one monitor well, W-2612 (Appendix E-3 Figure 1), vinyl chloride was not detected (less than the 0.5 µg/L laboratory reporting limit).

Throughout the test, VOC-impacted groundwater outside the study area continued to be hydraulically contained using TFC Southeast groundwater extraction wellfield and treatment facility. Contaminants known to occur in the vadose zone may require soil vapor extraction remediation once the treatability test is completed.

2. Objectives and Overview

The primary objective of the treatability test is to assess whether VOCs can be effectively dechlorinated in the low permeability, silt-, and clay-rich TFC Hotspot source area sediments by emplacing ZVI within dual-azimuth vertical inclusions (see Section 3) and creating chemically reductive zones *in situ*. In addition, because ZVI starts to corrode when added to an aquifer system, the focus of this study also includes the assessment of ZVI longevity to determine if iron present at the site is still reactive and continuing to treat groundwater as intended after seven years of emplacement or if mineral precipitates have formed on the surface of the ZVI that might prevent reactivity with chlorinated solvents.

Dechlorination of VOCs, such as TCE, may be achieved through *in situ* chemical reduction (ISCR) using ZVI. This abiotic process oxidizes (corrodes) the ZVI, while the chlorinated VOCs are being reduced via two common degradation mechanisms, β-elimination and hydrogenolysis, both proceeding in general simultaneously (Arnold and Roberts, 2000). The primary degradation pathway of chlorinated ethenes in the presence of the reduced metal is β-elimination. During β-elimination, more

than 90% of the initial TCE is degraded by this process, where chlorines on adjacent carbon (C) atoms are removed, forming a third C-C bond. TCE is thereby converted to chloroacetylene and acetylene, which are unstable and rapidly convert to benign end products ethene and ethane (ITRC, 2011). Field and laboratory studies have also shown that less than 10% of the initial TCE typically degrade to ethene or ethane by hydrogenolysis on the metal surface through the stepwise intermediates cis-1,2-DCE, trans-1,2-DCE, and vinyl chloride. Therefore, these lesser chlorinated intermediates may be present at low concentrations. Further products of the dechlorination process include ferrous iron, chloride, and hydrogen. The hydrogen can serve as electron donor to support the growth of dechlorinating microorganisms, thereby reducing TCE biotically through the sequential reductive dechlorination pathway to cis-1,2-DCE, and potentially vinyl chloride and ethene, if *Dehalococcoides mccartyi*, the only organism that dechlorinates TCE completely, are present (Tobiszewski and Namiesnik, 2012).

To allow for a comprehensive evaluation of the test's primary objective, the treatability test was designed to include the following performance monitoring steps:

- Video logging TFC Hotspot wells to document pre-and post-implementation well conditions;
- Performing pre- and post-implementation hydraulic testing at TFC Hotspot wells;
- Monitoring groundwater field parameters at TFC Hotspot wells pre- and post-implementation;
- Conducting pre- and post-implementation groundwater monitoring of TFC Hotspot wells for VOCs and dechlorination daughter products, metals and general minerals; and,
- Drilling and collecting soil cores from performance monitoring boreholes B-3771, B-3772, and B-3773 for the analysis of VOCs in soil, and for the mineralogical assessment of ZVI (Appendix E-3 Figure 2).

Performance monitoring borings were completed in 2021 to evaluate mineral content of the iron particles, the extent of weathering to less reactive minerals, and determine if mineral coatings (such as carbonates) have formed on the ZVI particles that might prevent reactivity with chlorinated solvents. Reduced mineral species (such as iron sulfides) may have also formed that could provide secondary reactivity and are favorable for continued abiotic degradation of TCE.

Cores were collected by beginning at the ground surface and advancing the direct-push drive points diagonally into the ZVI panels between September 27 and 29, 2021 (LLNL, 2021). Soil samples were collected from cores B-3371, B-3372 and B-3773, ranging between the depths of 58.4 ft-bgs and 81.0 ft-bgs (Appendix E-3 Figure 2). Additionally, ZVI samples from the upper and lower vertical panels were collected and submitted for analysis to the University of Western Ontario's Surface Science Western Laboratory in London, Ontario, Canada. One profile sample of ZVI was collected from one of the upper vertical panels at a depth of 68.5 ft-bgs (B-3772-68.5), and one profile ZVI sample was collected from one of the lower vertical panels at a depth of 76.5 ft-bgs (B-3771-76.5). Results for the reacted ZVI material are being compared against unreacted control ZVI sample (Peerless Metal Powders, Inc.).

The mineralogical assessment methods included:

- Optical microscopy and Scanning electron microscopy coupled with energy dispersive X-ray spectroscopy (SEM/EDX) to evaluate morphology and spatial relationship among mineral precipitates on the surface of ZVI particles and to show the distribution of elements present on the ZVI surface;

- X-ray diffraction (XRD), a nondestructive analytical technique that can provide structural and phase information of mineral precipitates formed on the ZVI material;
- Raman spectroscopy to provide information about the chemical composition and structure of materials present; and
- X-Ray Photoelectron Spectrometer (XPS) to detect all elements, with the exception of hydrogen and helium, potentially present on the surface of the ZVI sample.

3. Design and Implementation

GeoSierra Environmental (GeoSierra), Inc. of Medford, NJ, performed the implementation phase of the treatability test by utilizing its patented controlled vertical inclusion process (VIP) for the injection of ZVI. Appendix E-3 Figure 1 shows the location of the emplacement boreholes and resistivity strings installed during the treatability test. The primary benefit of the VIP emplacement technique is that the azimuth (or orientation) of the inclusions (granular ZVI at this location) can be controlled and directed by manipulating pore pressure in the subsurface through the drilling of nearby pressure relief boreholes. The net effect is to coalesce the injected inclusions with that emplaced from adjacent injection boreholes, thereby creating an interconnected network of vertical panels or walls of granular, permeable ZVI throughout the treatment area. The ZVI is emplaced into the subsurface through injection as a highly viscous inclusion fluid/proppant mixture. The inclusion fluid consists of a cross-linked guar gum gel that includes enzymes that break down the gel starches into sugars within about an hour after injection. Emplacement of a reactive amendment in the vertical plane dramatically increases the likelihood that source area groundwater containing VOCs travelling laterally will come into direct contact with the amendment.

GeoSierra installed the VIP ZVI emplacement system over an area approximately 45-ft long and 45-ft wide (Appendix E-3 Figures 1 and 2), between approximately 55 to 75 ft-bgs. GeoSierra constructed the VIP ZVI emplacement as one continuous grid system, with the upper vertical panels of ZVI oriented perpendicular to the lower panels (Appendix E-3 Figure 2). The upper vertical panels of ZVI were installed using expansion casings between approximately 60 to 65 ft-bgs. Approximately 13,700 pounds of granular iron were used to form the upper panels. The lower vertical panels were installed using expansion casings between approximately 70 to 75 ft-bgs. Approximately 28,300 pounds of granular iron were injected to form the lower panels. Inclusions were noted to extend approximately 10 to 12 ft high and up to 20 ft laterally along the azimuth of the formation. Well-head pressure and electrical resistance tomography were monitored to track installation of the panels. Construction of the VIP ZVI emplacement system commenced on September 15, 2014, and was completed on September 30, 2014. The ZVI multi-azimuth grid was installed in the TFC Hotspot source area included the following materials and processes:

- Nine emplacement boreholes with two 5-foot expansion casings (i.e., upper and lower) installed to a depth of approximately 75 ft-bgs using the mud-rotary drilling technique (GeoSierra, 2014);
- Seven resistivity strings with five receivers each, for a total of 35 receivers, installed to a depth of approximately 75 ft-bgs using a direct-push drilling rig;
- Injection of 21 tons of granular ZVI, about 33 percent (%) in the upper zone and 67% in the lower zone; and

- Application of a total of approximately 5,820 gallons of inclusion fluid during the emplacement process.

4. Results and Discussion

Video-logging and redevelopment of area wells following ZVI emplacement indicate that there were no adverse impacts to existing wells as a result of the implementation process. In addition, DOE/LLNL conducted pre-implementation and post-implementation hydraulic tests of area wells, including extraction well W-2201, and monitor wells W-1212, W-2611, and W-2612. Analyses of the test results indicate that there are no significant changes in hydraulic conductivity or other hydraulic parameters attributable to the ZVI emplacement process.

Post-implementation sampling for VOC analysis, dechlorination daughter products, metals, and general minerals began in November 2014 and continued in 2021. Groundwater field parameter measurements, including dissolved oxygen, specific conductance, oxidation-reduction potential, pH, and temperature, also continued in 2021.

4.1. Groundwater Performance Monitoring

In 2015, degradation daughter products from the dechlorination of TCE by ZVI were absent in the study area, except for low concentrations of cis-1,2-DCE present in monitor well W-2612 (8.2 µg/L, February 2015). However, low levels of cis-1,2-DCE have been observed in the well since April 2012 (5.6 µg/L), predating the beginning of the test by more than two years. The lack of degradation products observed during the first year following emplacement is likely due to the low-permeability, fine-grained nature of the TFC Hotspot source area sediments and the resultant slow groundwater flow velocities.

In March 2016, in an attempt to reduce the time frame necessary to obtain ZVI-impacted groundwater samples by inducing a steeper groundwater gradient between the ZVI panels and performance monitor well W-2612, DOE/LLNL modified the purging methodology of monitor well W-2612 from a low-volume purge method to a multiple-casing volume purge method.[1] DOE/LLNL deployed an automated solar-powered purging system (Appendix E-3 Figure 3) at monitor well W-2612 to maintain a lower water level in the well and implement the multiple casing volume purge on a continuous basis. In response to COVID-19 shelter in place orders, purging from W-2612 was discontinued between March and June 2020. Extraction well W-2201, located within the treatment zone, was also shut-in from March to mid-May 2020. Data indicates that while W-2201 was pumping, well W-2611 monitored oxygenated groundwater originating from outside the ZVI "cell". In an effort to enhance reducing conditions and improve performance assessment of the ZVI treatment area, extraction well W-2201 was shut-in in July 2020. The flow regime modification supported the multiple-casing volume purge method by allowing the groundwater gradient within the ZVI "cell" to shift toward monitor well W-2612 and shifted the local groundwater gradient toward downgradient monitor well W-2611.

[1] McKereghan, P., and P. Wong (2016), *Proposed Sampling Method Change to Zero-Valent Iron Emplacement Treatability Test at Treatment Facility C Hotspot*, Letter to A. Bain, EPA, N. King, RWQCB-SFB, and J. Soto, DTSC, dated February 12, 2016.

After implementing the purge method change at well W-2612 in 2016, trends in analytical results from two performance monitor wells, W-2612 and W-1212, were markedly different, while results from the other wells in the treatment area remained relatively unchanged. For instance, chloride increased from 45 mg/L to a maximum of 130 mg/L (April 2017) at monitor well W-2612, before decreasing to 73 mg/L by July 2020 (Appendix E-3 Figure 4). Additionally, dissolved organic carbon in W-2612 increased from 1.6 mg/L (November 2014) to 12 mg/L (August 2016), but have steadily declined to baseline concentrations since then. After the purge method change, chloride levels in performance monitor well W-1212 also increased slightly, before showing a similar decreasing trend as observed in well W-2612 (Appendix E-3 Figure 4). These increases most likely represent byproducts of the inclusion fluid utilized during the emplacement process, which contained cross-linked guar gum gel (a thickening agent and subsequent carbon source upon break down) and salt (for monitoring the emplacement process with resistivity strings). The guar gum likely served as electron donor creating reducing conditions in the areas near monitor wells W-2612 and W-1212, as indicated by the significant increase in methane concentrations. Methane in monitor well W-2612 increased from 480 micrograms per liter (µg/L) (September 2016) to a maximum of 3,300 µg/L (July 2017), with 120 µg/L detected in December 2021 (Appendix E-3 Figure 5). Similarly, methane concentrations in monitor well W-1212 increased from 750 µg/L (December 2016) to a maximum of 2,900 µg/L (January 2018), with 1,400 µg/L detected in September 2020 (Appendix E-3 Figure 6). Since then, methane concentrations in well W-1212 decreased to 48 µg/L (December 2021). After securing extraction from well W-2201 in July 2020, methane concentrations in downgradient monitor well W-2611 increased from below the 0.5 µg/L laboratory reporting limit (January 2020) to a maximum of 2,300 µg/L (November 2021), with 890 µg/L detected in December 2021, indicating reducing conditions exist in groundwater upgradient of this well (Appendix E-3 Figure 7).

Reducing conditions in monitor well W-2612 are also indicated by the significant decline in nitrate and sulfate concentrations after the purge method was changed in 2016. Since then, depleted nitrate concentrations (less than 0.5 ppm) for the majority of samples collected, while sulfate levels remained relatively stable around 16 mg/L (Appendix E-3 Figure 5). However, after continuous purging from W-2612 was suspended for three months (March through June 2020) in response to the COVID-19 shelter in place orders, sulfate concentrations decreased to a historical low of 3.8 mg/L (June 2020). This suggests while W-2612 is operational, more oxidized groundwater is being drawn towards this well.

Even before the purge method was changed at well W-2612 in 2016, a significant decline in nitrate concentrations was observed in monitor well W-1212. After the purge method change, nitrate and also sulfate levels remained relatively constant in W-1212 (Appendix E-3 Figure 6).

After groundwater extraction from well W-2201 ceased in July 2020, nitrate concentrations in downgradient well W-2611 significantly decreased from 30 mg/L (June 2020) to 1.4 mg/L (December 2021), while chloride concentrations further increased, indicating groundwater impacted by the ZVI panels is now arriving at monitor well W-2611 (Appendix E-3 Figure 4). Analytical results from W-2611 indicate that extraction from W-2201 dilutes groundwater arriving at W-2611 with groundwater originating from outside of the ZVI “cell”. These concentration trends indicate that performance monitoring results are highly dependent upon groundwater flow direction, monitor well placement, and geometry of the ZVI emplacement.

TCE concentrations in monitor well W-2612 decreased from 200 µg/L (January 2016) to 71 µg/L (January 2020), while cis-1,2-DCE concentrations increased to a maximum of 80 µg/L (September 2017), then declined to 3.1 µg/L by January 2020 (Appendix E-3 Figure 8). By June 2020, TCE concentrations further declined to 5 µg/L, with a concomitant increase of cis-1,2-DCE to 130 µg/L. This decline in TCE with a concomitant increase in cis-1,2-DCE was measured in June 2020, after the continuous purging from W-2612 had been suspended for three months (March through June 2020). However, by July 2020, TCE concentrations had rebounded to 66 µg/L, while cis-1,2-DCE decreased to 7.4 µg/L. As of December 2021, TCE and cis-1,2-DCE concentrations in well W-2612 were 66 µg/L and 0.98 µg/L, respectively.

The presence of cis-1,2-DCE in monitor well W-2612 at an elevated concentration of 130 µg/L (Appendix E-3 Figure 8) far exceeds 10% of the initial TCE concentration that may be degraded by abiotic hydrogenolysis through contact with the ZVI surface (Orth and Gillham, 1996). Therefore, the generation of cis-1,2-DCE near this well is attributed to biotic degradation of TCE, presumably due to the fermentation of the guar gum introduced with the inclusion fluid.

TCE concentrations in downgradient monitor well W-2611 decreased from 160 µg/L (January 2016) to 59 µg/L (July 2017) and measured 97 µg/L in July 2020. After securing extraction well W-2201 in July 2020, TCE concentrations remained relatively stable and measured 98 µg/L in December 2021 (Appendix E-3 Figure 9). Concentrations of TCE in performance monitor well W-1212 declined from 140 µg/L (January 2016) to 45 µg/L (April 2019) and were 120 µg/L in December 2021. Over the same time period, cis-1,2-DCE was not detected above the 0.5 µg/L reporting limit in this well. However, the presence of ethane in W-1212 detected throughout 2017 and 2018 (maximum concentration 6.5 µg/L) and at 1.8 µg/L in 2020, in the absence of cis-1,2-DCE and vinyl chloride, is attributed to chemical degradation processes associated with groundwater coming into contact with the ZVI panels (Appendix E-3 Figure 10). Vinyl chloride was detected in well W-1212 for the first time in January 2021 and was detected again in October 2021, although at low concentrations of 0.78 µg/L and 0.54 µg/L, respectively. Vinyl chloride can either be produced as a result of biodegradation, if *Dehalococcoides mccartyi* microorganisms are present, or more likely through abiotic hydrogenolysis, as the low vinyl chloride concentrations detected are less than 10% of the initial TCE that is typically degraded by abiotic hydrogenolysis (Orth and Gillham, 1996). Although dechlorination of TCE may take place sequentially on the ZVI surface, simultaneous detections of chlorinated degradation products suggest otherwise (Ibid). This might explain why cis-1,2-DCE has not been observed in well W-1212 (Appendix E-3 Figure 10), but vinyl chloride and ethane have. Vinyl chloride is further susceptible to be reductively dechlorinated to ethene in the presence of high iron concentrations (Tobiszewski and Namiesnik, 2012).

Hexavalent chromium levels significantly decreased as a result of reducing conditions in performance monitor wells W-2612, W-1212, and W-2611 (Appendix E-3 Figure 11). Concentrations of hexavalent chromium in well W-2612 decreased from 0.03 mg/L (November 2014) to below the 0.002 mg/L reporting limit (August 2016), and have remained, with the exception of a few detections, below the reporting limit since then, while hexavalent chromium concentrations in well W-1212 declined from 0.042 mg/L (December 2014) to 0.021 mg/L (December 2021). Similar results were observed for monitor well W-2611, where hexavalent chromium concentrations declined from 0.031 mg/L (November 2014) to 0.019 mg/L (November 2021).

Approximately 15,400 gallons, equivalent to about 300% of one-pore-volume of a ZVI "cell", have been purged from monitor well W-2612 since March 2016. Contemporaneously, chloride and dissolved organic carbon concentrations decreased in W-2612 and W-1212 during 2018 and 2019 and remained relatively stable during 2020 and 2021 (Appendix E-3 Figure 4); however, chloride concentrations in these wells are still above the baseline levels collected in 2014. The decrease in chloride is indicative of the depletion of inclusion fluid utilized during the emplacement process in the subsurface and groundwater originating from outside the ZVI "cell" being circulated through the ZVI panels. After securing extraction well W-2201, chloride concentrations in downgradient well W-2611 increased indicating this downgradient well is now detecting groundwater impacted by the ZVI panels (Appendix E-3 Figure 4). Additionally, chloride concentrations in shut-in extraction well W-2201 increased suggesting this well is beginning to monitor primarily groundwater impacted by the ZVI panels, and less groundwater captured from outside of the treatment "cell" during active extraction. Chloride concentrations in downgradient extraction wells W-1213 and W-3107 started to increase significantly since January 2020, indicating these extraction wells capture and hydraulically contain groundwater migrating downgradient from the TFC Hotspot treatment zone (Appendix E-3 Figure 4).

TCE concentrations in the TFC Hotspot source area continued to slowly decline, as demonstrated by performance monitoring data collected from treatment area wells W-2612, W-2611, and W-1212 since 2014. The chemical and geochemical trends in these wells illustrate that both biotic and abiotic processes associated with ZVI emplacement are contributing to the *in situ* reduction of TCE, while groundwater extraction at TFC Southeast well W-2201, when operational, is also aiding in the decline of TCE concentrations. Thus far, the remedial actions resulted in a 70% reduction of TCE in well W-2612, a 51% reduction of TCE in well W-2611, and a 56% reduction in TCE in well W-1212, based on the changes in TCE concentrations measured during 2014 to 2015 and in 2021. A similar, 67% reduction of TCE was also observed in downgradient extraction well W-1213, where TCE concentrations declined from 25 µg/L (November 2014) to 8.2 µg/L (December 2021). TCE concentrations also declined by 29% in downgradient extraction well W-3107 (Appendix E-3 Figure 1), from 28 µg/L (September 2015) to 20 µg/L (December 2021), although this well is screened 10 to 15 ft below the lower ZVI panels.

4.2. Performance Monitoring Boreholes B-3771, B-3772, and B-3773

Performance monitoring boreholes B-3771, B-3772, and B-3773 (Appendix E-3 Figure 2) were drilled and sampled in September 2021. Soil core samples for VOC analysis were collected between the depths of 68.0 and 78.7 ft-bgs (B-3771), 58.4 and 69.0 ft-bgs (B-3772) and 72.0 and 81.0 ft-bgs (B-3773). ZVI samples for mineralogical analyses were collected from one of the upper vertical ZVI panels at a depth of 68.5 ft-bgs (B-3772), and from one of the lower vertical ZVI panels at a depth of 76.5 ft-bgs (B-3771).

Variation in lithology from silty clay to sandy silt with minor amounts of sand and sandy gravel indicates that a moderate degree of heterogeneity exists at the TFC Hotspot source area. The source area saturated zone consists mainly of low- to medium-permeability sediments with lesser amounts of high-permeability strata.

Analytical results showed that VOCs were non-detections (<0.0032 mg/kg to <0.0062 mg/kg) in all 17 soil core samples collected from borehole B-3771. TCE was detected at low concentrations (0.0039 to 0.0073 mg/kg) at depths between 60.4 and 65.5 ft-bgs in six of the 15 soil samples collected

from borehole B-3772. TCE was detected in 11 of the 12 soil samples collected from borehole B-3773 (0.0038 to 0.0130 mg/kg) at depths between 72 and 80 ft-bgs. No other VOCs were detected above their respective reporting limits in any of the soil samples collected from boreholes B-3772 and B-3773.

Since the upper and lower ZVI panel fractures are presumably higher permeability than the native low-permeability formation, groundwater flow is routed through the reactive ZVI material of the panels, increasing the contact of contaminants with ZVI. Pre- and post-implementation hydraulic tests of area wells indicated no significant changes in local hydraulic conductivity attributable to the ZVI emplacement process.

Preliminary mineralogical data suggest that ZVI has weathered since emplacement. Weathering of the ZVI is expected, as the ZVI is being oxidized both through reaction with contaminants and reaction with groundwater. A detailed evaluation of the ZVI including formation of mineral coatings that may prevent reactivity with chlorinated solvents, the extent of ZVI weathering, and mineralization will be provided in future report submittals.

In 2022, DOE/LLNL plans to continue analytical sampling and groundwater field parameter measurements at the performance monitor wells. The sampling frequency will be based on responses to changing conditions in the field. Further analysis and interpretation of post-implementation performance monitoring data will be presented in 2022 Remedial Project Manager meetings and in subsequent status reports.

5. References

Arnold, W.A., and Roberts, A.L. (2000), *Pathways and kinetics of chlorinated ethylene and chlorinated acetylene reaction with Fe(0) particles*. Environ Sci Technol 34:1794–1805.

GeoSierra Environmental, Inc. (2014), *Final Completion Report, Vertical Inclusion Propagation ZVI Emplacement Project, TFC-HS Area, Lawrence Livermore National Laboratory, Livermore, California,* GeoSierra Environmental, Inc., Medford NJ, December 19, 2014.

ITRC (2011), *Permeable Reactive Barrier: Technology Update*. PRB-5. Washington, D.C.: Interstate Technology & Regulatory Council, PRB: Technology Update Team. www.itrcweb.org.

Orth, W.S. and Gillham, R.W. (1996) *Dechlorination of trichloroethene in aqueous solution using* Fe^0. Environ Sci Technol 30:66–71.

Tobiszewski, M., and Namiesnik, J. (2012), *Abiotic degradation of chlorinated ethanes and ethenes in water*. Environ Sci Pollut Res 19:1994-2006. DOI 10.1007/s11356-012-0764-9.

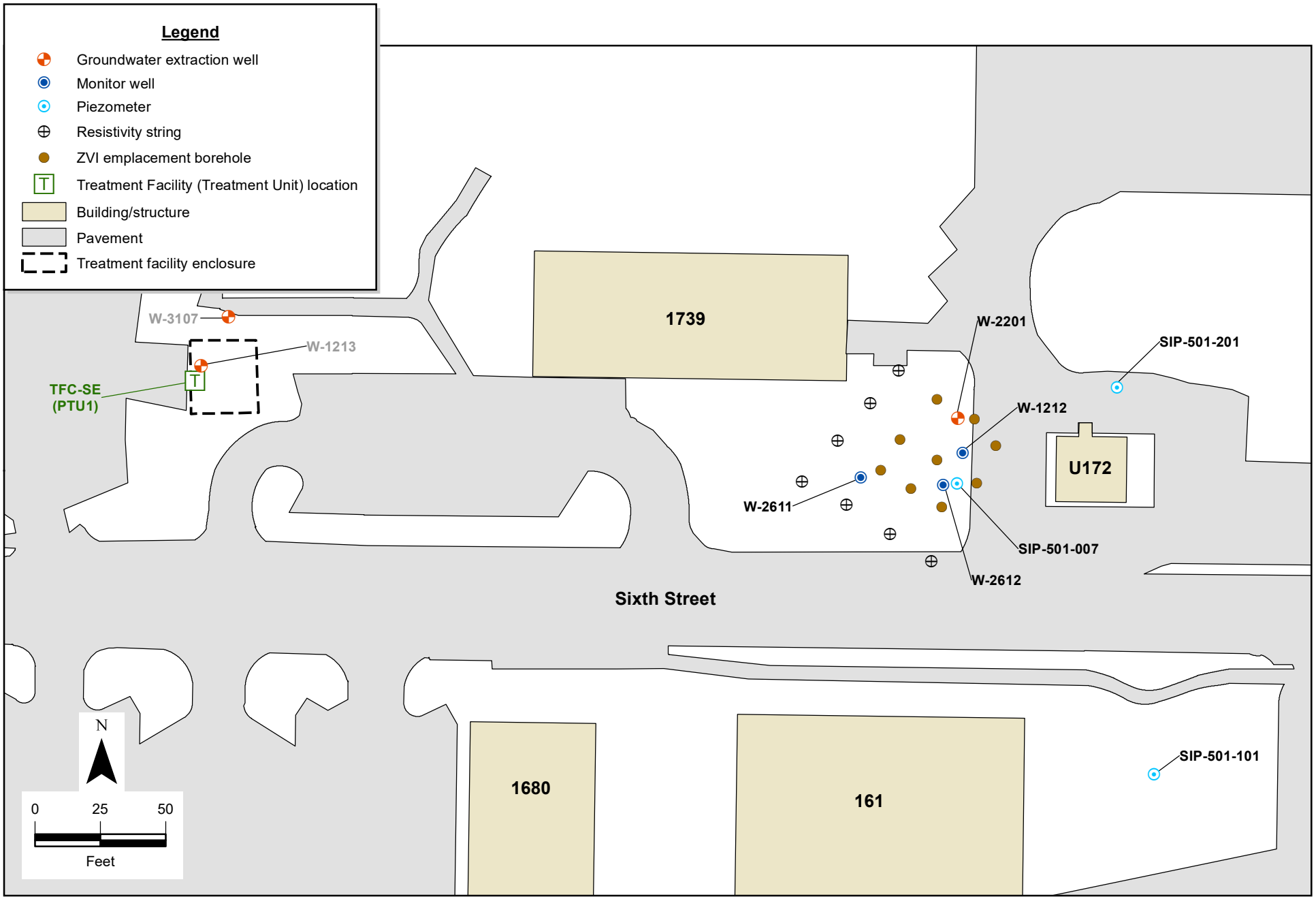

Appendix E-3 Figure 1. TFC Hotspot Enhanced Source Area Remediation treatability test site and performance monitoring well locations.

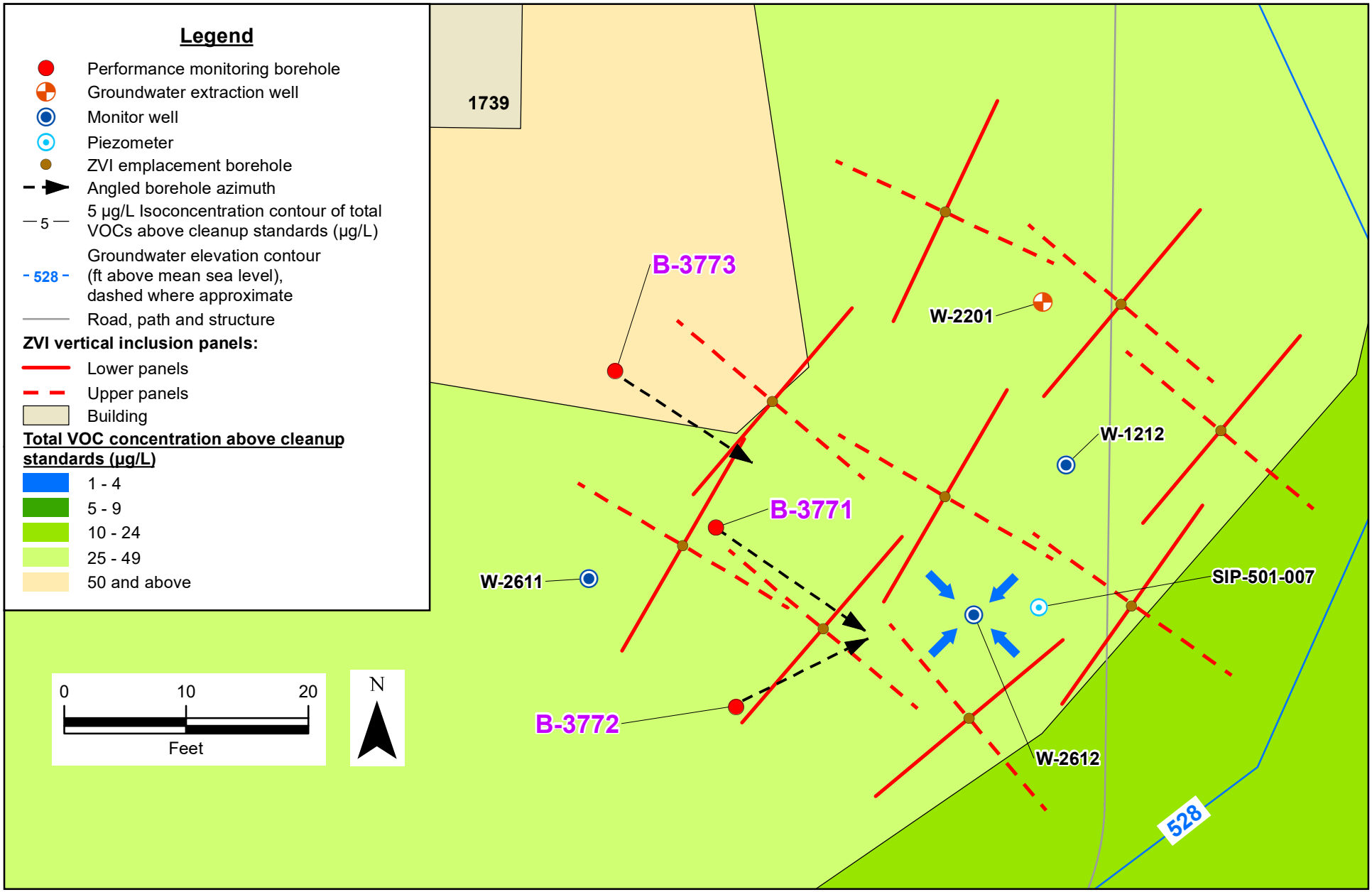

Appendix E-3 Figure 2. TFC-HS performance-monitoring borehole locations B-3771, B-3772 and B-3773.

Appendix E-3 Figure 3. Automated solar-powered purging system deployed at performance monitor well W-2612.

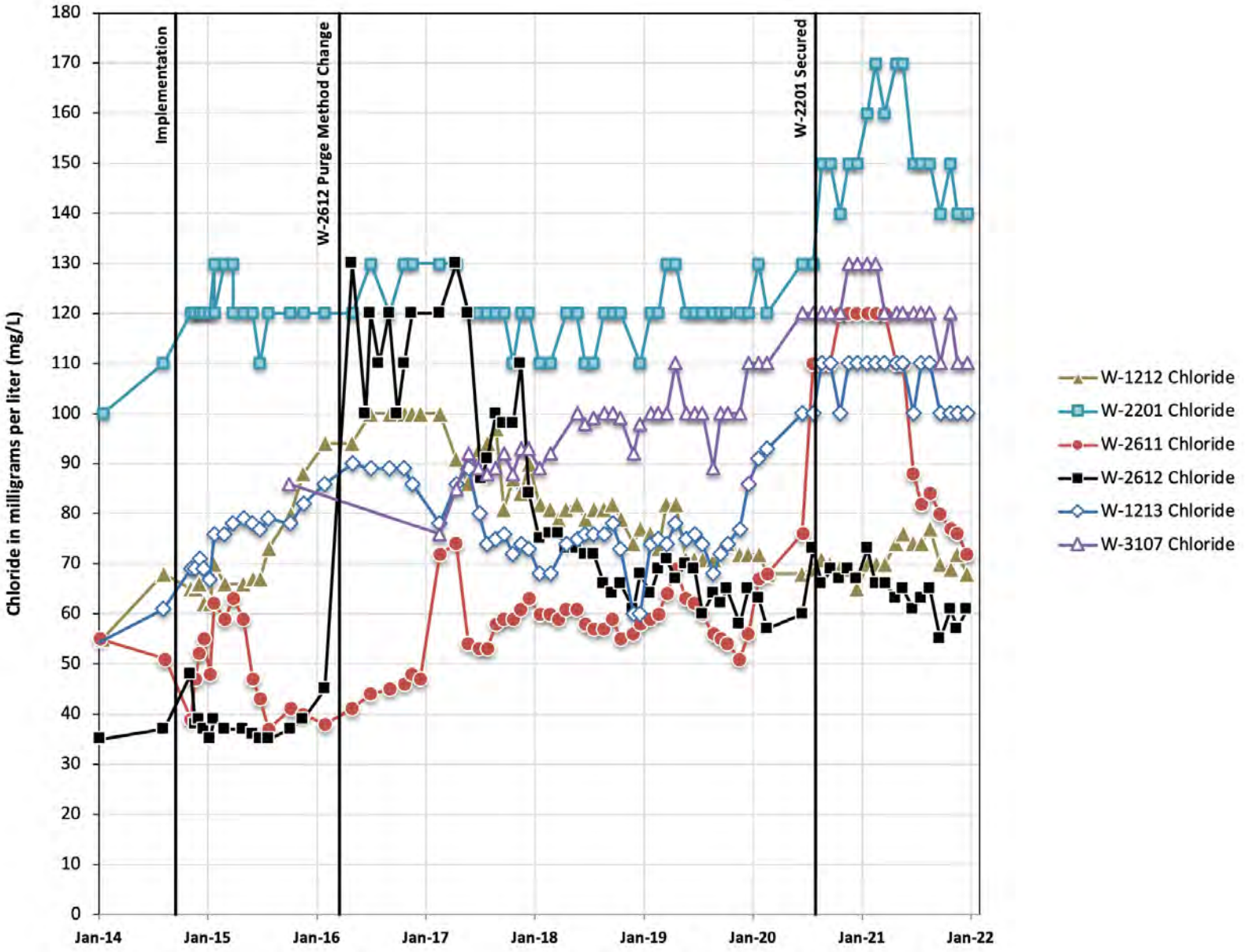

Appendix E-3 Figure 4. Chloride concentration trends at TFC Hotspot performance monitor wells W-1212, W-2611, and W-2612, and extraction wells W-1213, W-2201, and W-3107.

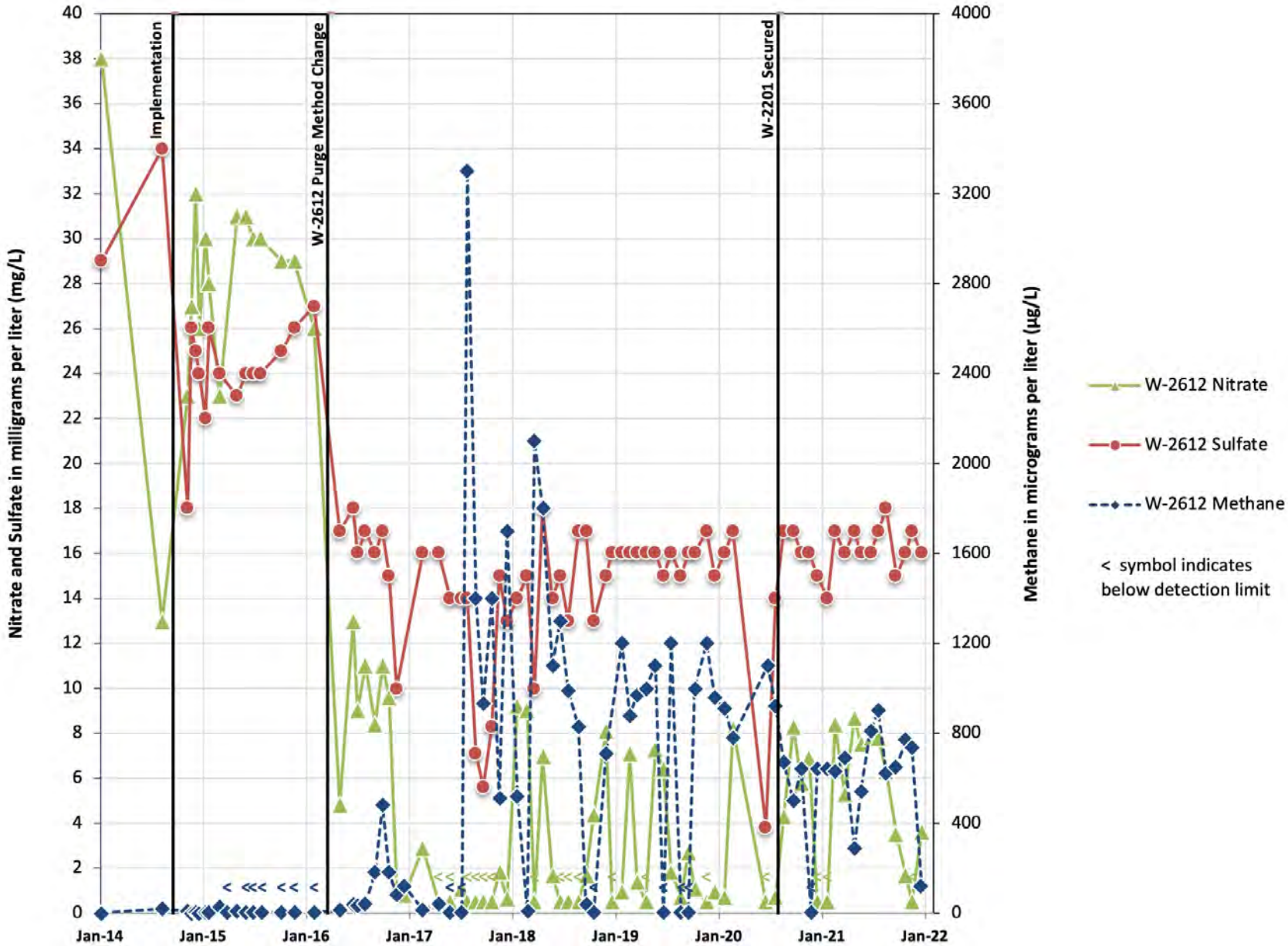

Appendix E-3 Figure 5. Nitrate, sulfate and methane concentrations in TFC Hotspot performance monitor well W-2612.

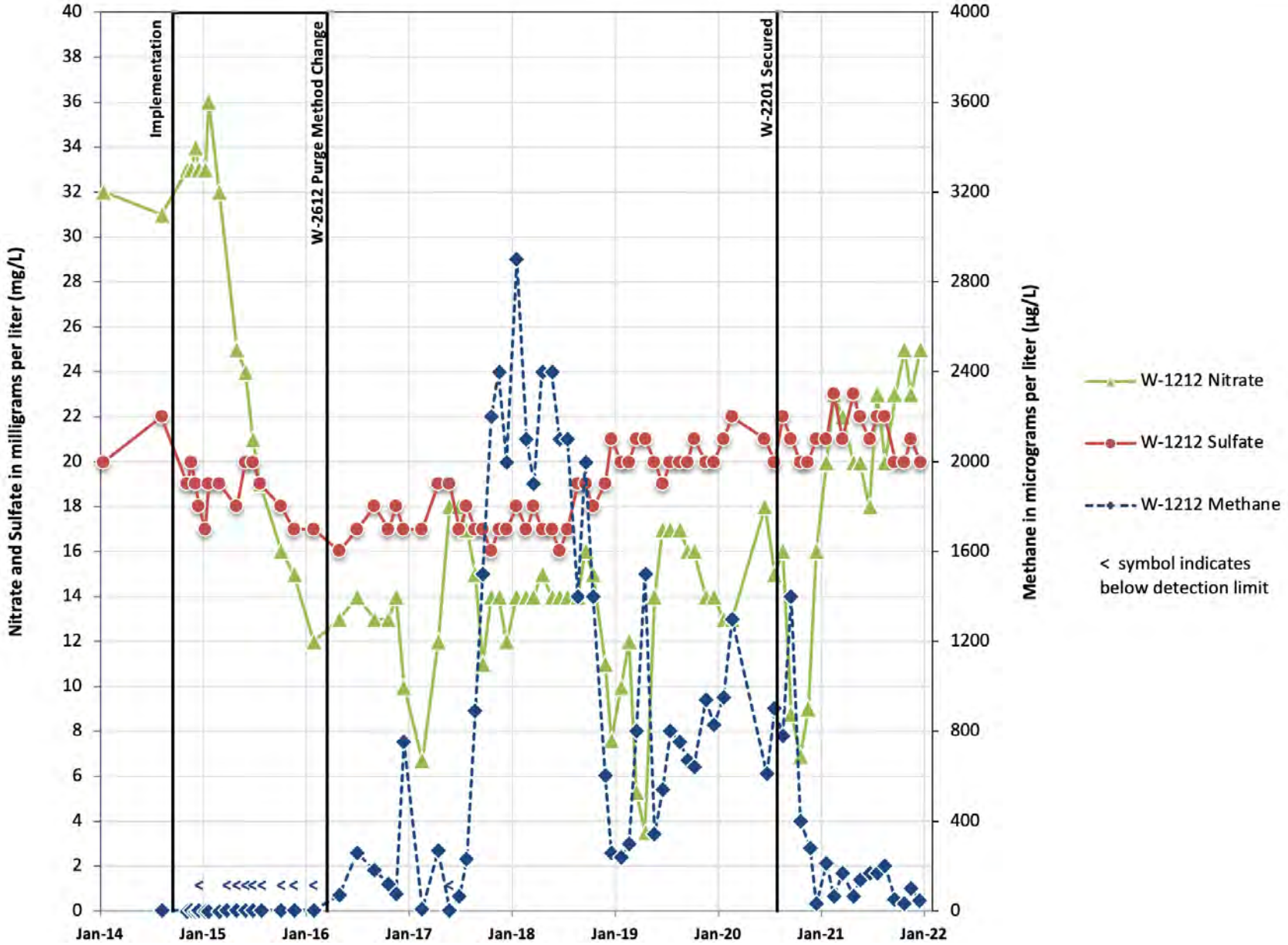

Appendix E-3 Figure 6. Nitrate, sulfate and methane concentrations in TFC Hotspot performance monitor well W-1212.

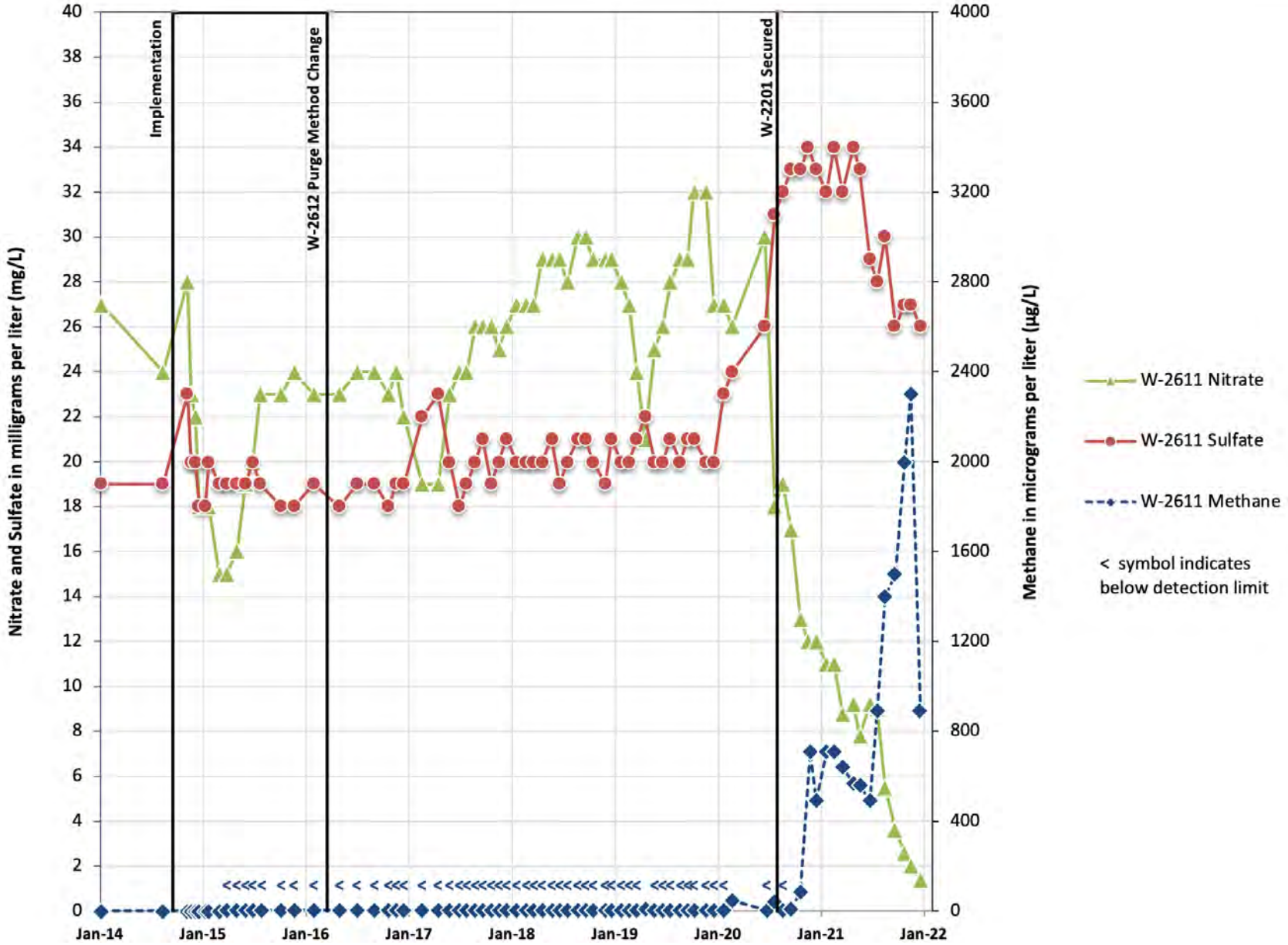

Appendix E-3 Figure 7. Nitrate, sulfate and methane concentrations in TFC Hotspot performance monitor well W-2611.

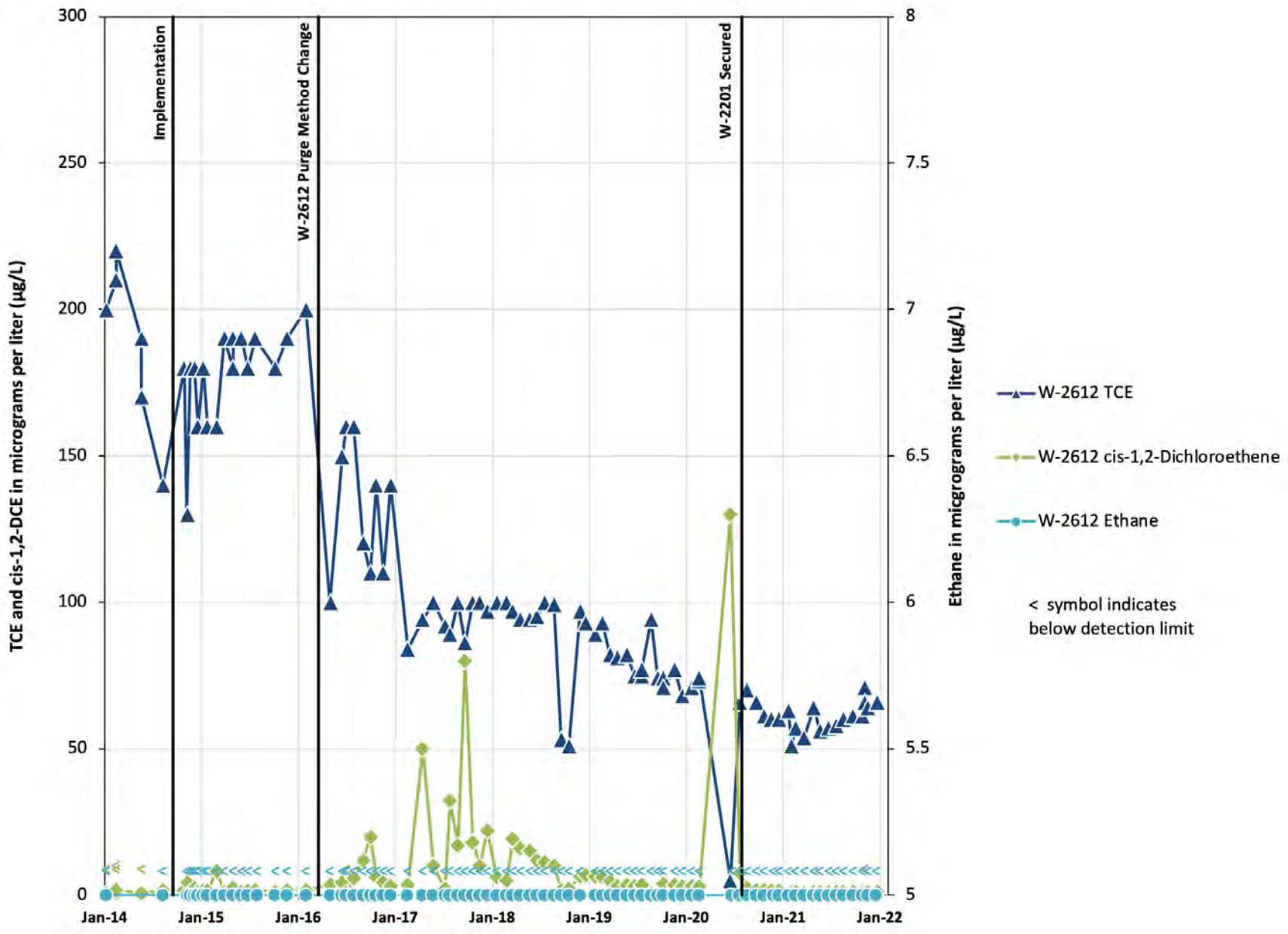

Appendix E-3 Figure 8. TCE, cis-1,2-DCE and ethane concentration trends at TFC Hotspot performance monitor well W-2612.

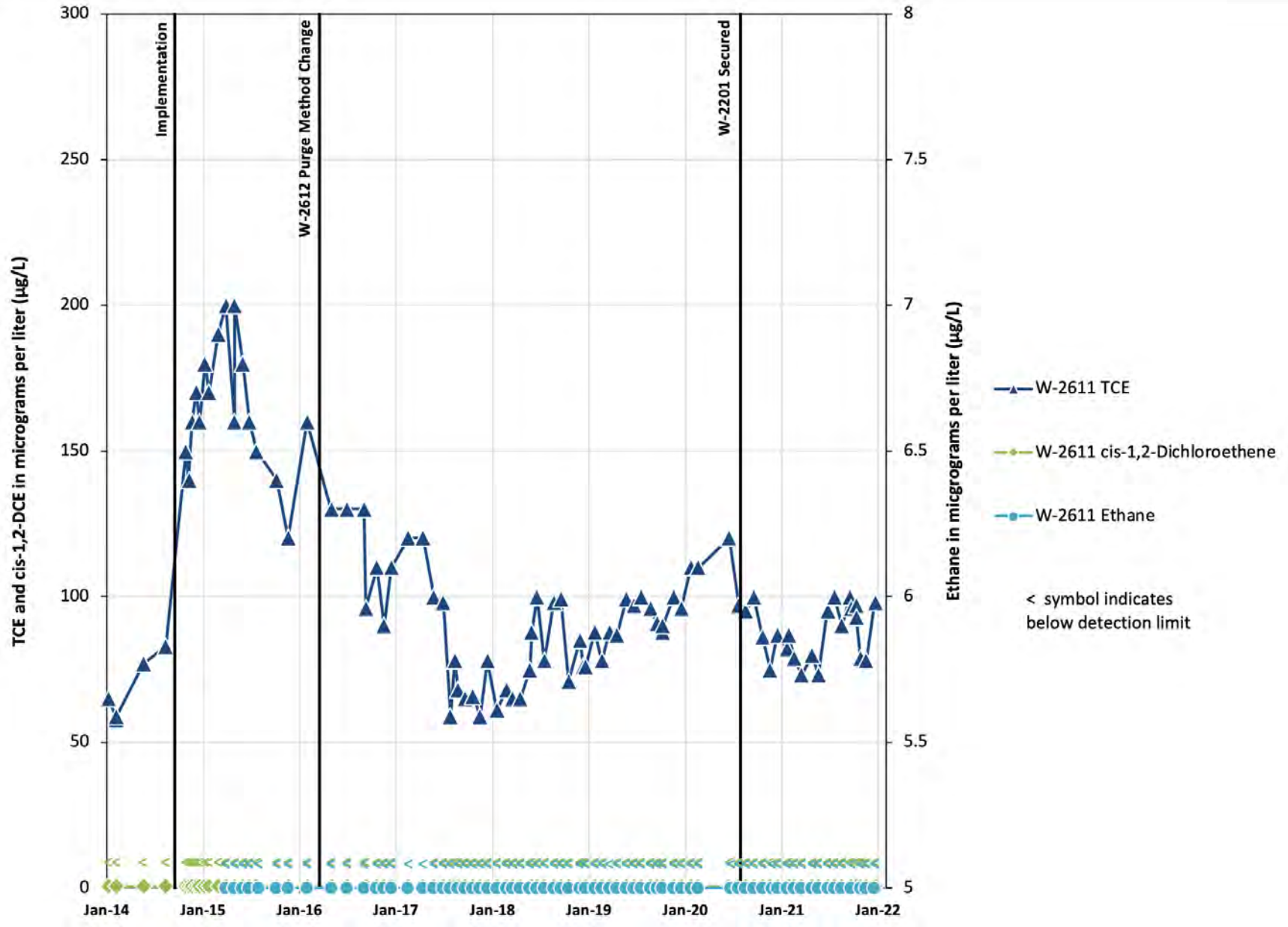

Appendix E-3 Figure 9. TCE, cis-1,2-DCE and ethane concentration trends at TFC Hotspot performance monitor well W-2611.

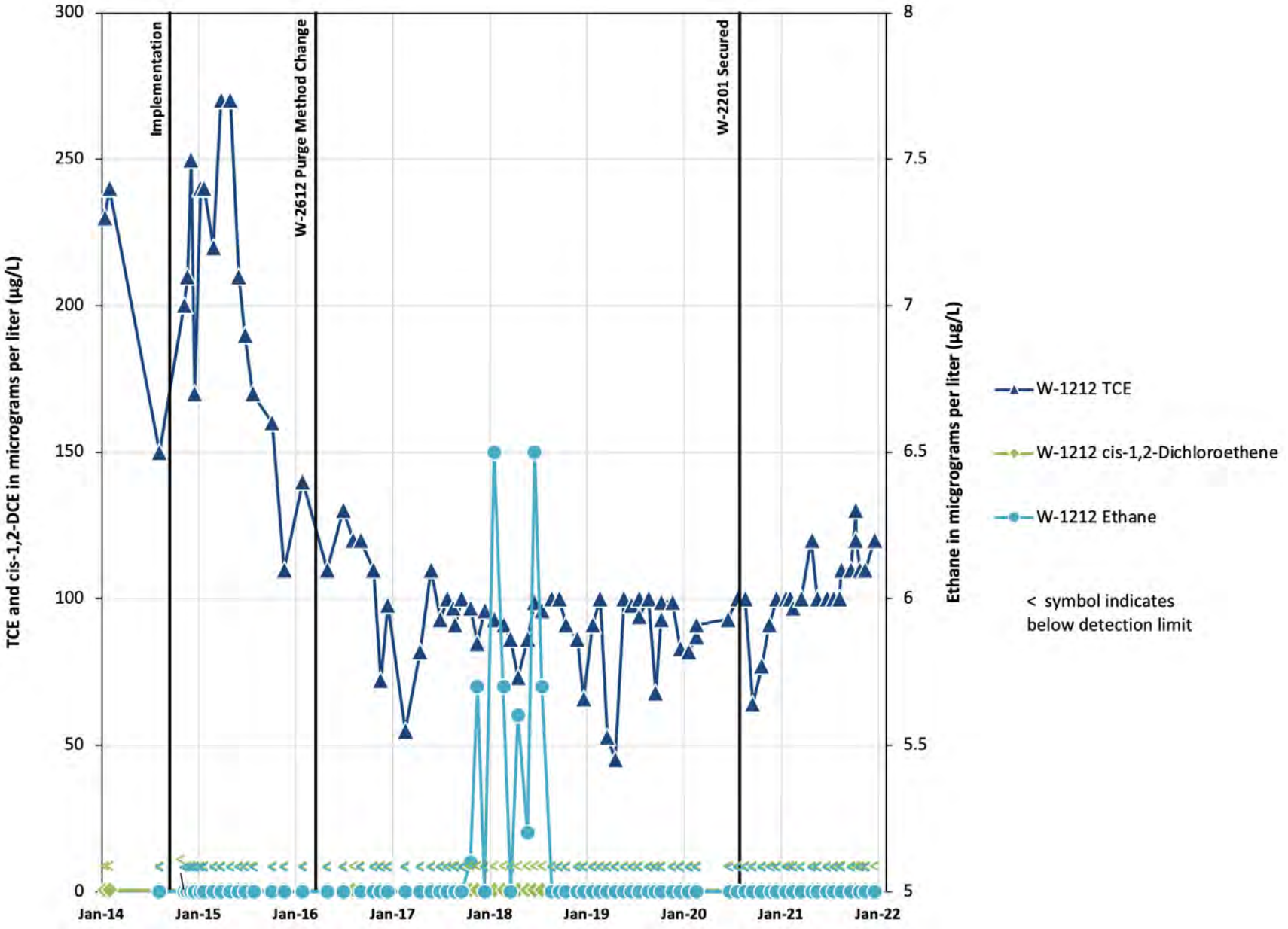

Appendix E-3 Figure 10. TCE, cis-1,2-DCE and ethane concentration trends at TFC Hotspot performance monitor well W-1212.

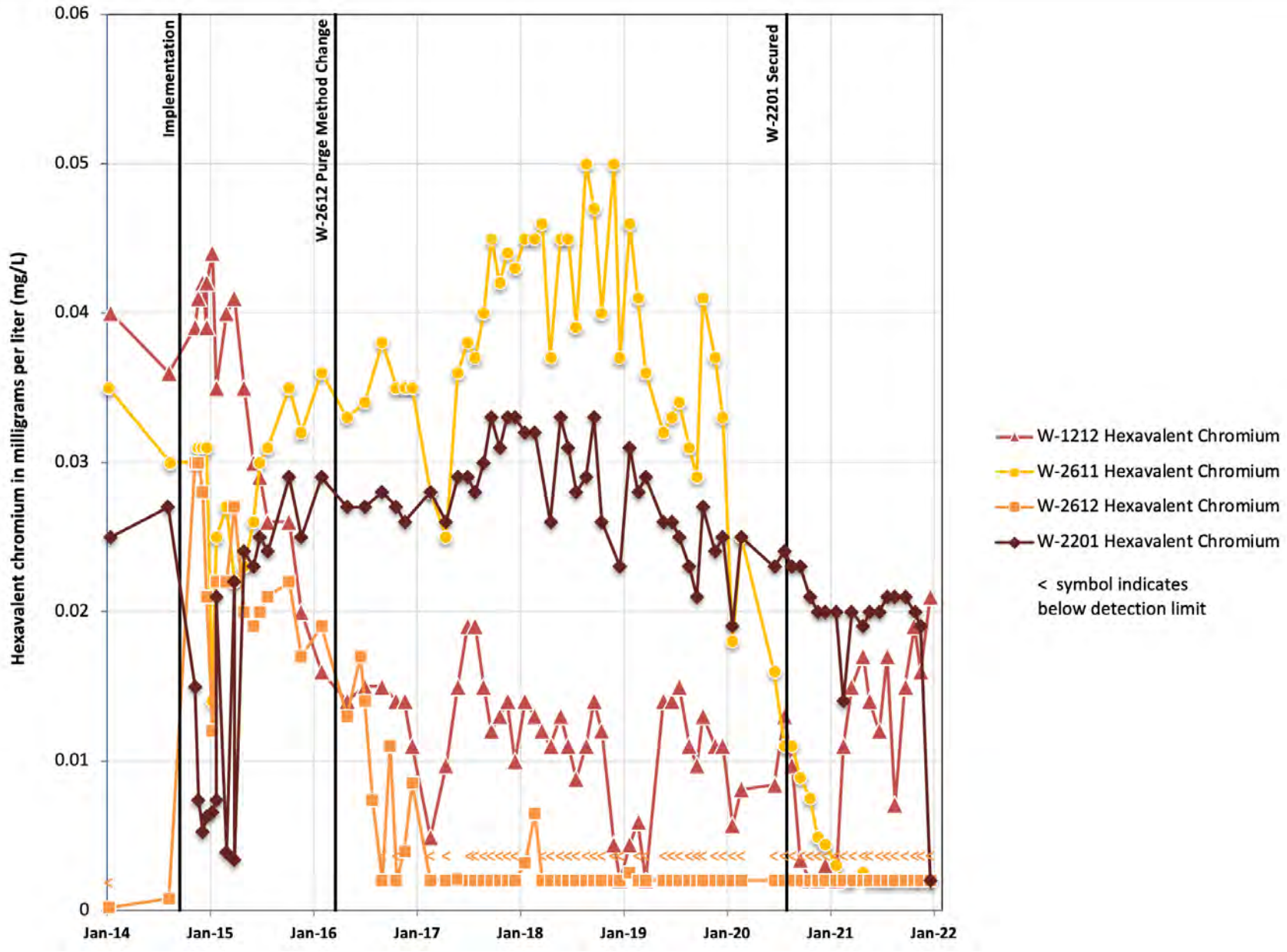

Appendix E-3 Figure 11. Hexavalent chromium concentration trends at TFC Hotspot performance monitor wells W-1212, W-2611, and W-2612, and extraction well W-2201.

Appendix F

2021 LLNL land use control monitoring checklist

Table 2. Land Use Control Monitoring Checklist for the Livermore Site

This checklist will be used to conduct monitoring of institutional and engineered controls that are used to prevent exposure to contamination. The checklist will be completed at least annually, and the results will be included in the Livermore Site Groundwater Project Annual Report.

Institutional Control	Status[a]	Explanation/Observation of Corrective Action
Verify that the fences and warning signs at the site boundary and control entry are in proper condition.	Yes	Inspections of the Livermore Site perimeter are conducted on a daily basis by LLNL security.
Verify that LLNL excavation permit and site evaluation processes are in place and followed.	Yes	LLNL Procedure Series 2725 is in place and process is followed. [b]
Verify that SNL excavation permit and site evaluation processes are in place and followed.	Yes	Procedure Series 2725 is in place and process is followed. [b]
Verify that the Zone 7 well permitting process is in place and that communication between LLNL and Zone 7 is still in place.	Yes	DOE/LLNL continues to comply with Alameda County Zone 7 Water Agency (Zone 7) guidelines for proper well permitting and decommissioning. In 2021, no offsite drilling activities warranted communication with Zone 7.
Verify that the environmental repository at the Livermore Public Library and LLNL's Public Affairs Office website https://www-envirinfo.llnl.gov/ are maintained and updated as appropriate.	Yes	Pursuant to Update to 2010 "Revised Guidance on Compiling Administrative Records for CERCLA Response Actions" and Questions and Answers Regarding Implementation of the "National Oil and Hazardous Substances Pollution Contingency Plan; Revision to Increase Public Availability of the Administrative Record File" Final Rule (EPA, 2016), Administrative Records are available by request and regulatory documents are available electronically at https://erd.llnl.gov/library/.

Notes:

[a] Satisfactory status indicated by "Yes". Unsatisfactory status indicated by "No". Unsatisfactory status requires explanation. The Inspector shall immediately notify the Environmental Restoration Project Leader of any unsatisfactory status.

[b] Procedure Series 2725 is the LLNL Institutional Procedure: "*Management of Soil and Debris*". Workers are to comply with the procedures outlined in this to document to ensure environmental requirements governing the handling, transportation, and disposal of potentially contaminated soil and debris are fulfilled.

Inspected by:

Kaley M. Oldani _____ Kaley M Oldani _____ Date: 3/14/22

(Print Name) (Signature)

Appendix G

Vapor Intrusion

Appendix G: Table of Contents

Appendix G-1. Vapor Intrusion Building Prioritization

Table 1. List of buildings and associated well(s) in the first water-bearing zone within 100 feet of the building footprint.

Table 2. List of buildings and the maximum concentration for each contaminant of concern that exceeded the groundwater screening value observed in a well in the first water-bearing zone within 100 feet of the building footprint.

Table 3. List of buildings and the maximum concentration for each contaminant of concern that exceeded the groundwater screening value observed in a plume in the first water-bearing zone within 100 feet of the building footprint.

Table 4. List of buildings and the maximum concentration for each contaminant of concern that exceeded the groundwater screening value observed in a well or plume in the first water-bearing zone within 100 feet of the building footprint.

Table 5. Site-specific groundwater screening levels for Lawrence Livermore National Laboratory.

Table 6. Prioritized list of buildings, maximum concentration for each contaminant of concern divided by its respective screening level, final rank score, and rank group for buildings.

Figure 1. Distribution of the final rank score for all buildings.

Appendix G-2. Vapor Intrusion Long-term Sampling Program Status

Table 1. Livermore Site buildings included in the long-term sampling program and their sampling status, 2021.

Appendix G-3. Vapor Intrusion Indoor Air Target Concentration Screening Levels

Table 1. Volatile constituents and target indoor air concentration screening levels.

Appendix G-4. Soil Vapor Extraction System Zone of Influence

Figure 1. Livermore Site soil vapor treatment facilities and the estimated zone of influence of extraction wellfields.

Table 1. List of Livermore Site soil vapor extraction systems and buildings within the zone of influence.

Appendix G-1

Vapor Intrusion

Building Prioritization

Appendix G-1. Vapor Intrusion Building Prioritization

This appendix contains the annual update to the building priority list for the Lawrence Livermore National Laboratory (LLNL) Livermore Site.

The building prioritization uses the most recent groundwater screening levels and highest concentration in groundwater within 100 feet of a building footprint. The highest concentration in groundwater was determined by selecting the higher value of either the measured concentration in a nearby well (data range January 1, 2017, through December 31, 2021) or the plume concentration (based on groundwater plumes presented in the LLNL Groundwater Project 2016 Annual Report).

The following tables and figure detail the approach used in prioritizing and ranking buildings at Livermore Site based on the potential for vapor intrusion from subsurface contamination to indoor air.

Appendix G-1 Table 1. List of buildings and associated well(s) in the first water-bearing zone within 100 feet of the building footprint.

The maximum concentration for each contaminant of concern (COC) that exceeded the groundwater screening value from wells completed in the first water-bearing zone within 100 feet of a building footprint is presented for each well (data range January 1, 2017, through December 31, 2021). The maximum concentration for each COC for each building is also presented on the same row as the building number. If there is no concentration data presented for a well, the well was not sampled during the data review period. If there is no concentration data presented for a building, there are no wells in the first water-bearing zone within 100 feet of the building footprint. If the value is zero, the concentration of the contaminant is below the detection limit.

All COCs that are known to have any measured concentrations above the Environmental Protection Agency (EPA) Vapor Intrusion Screening Level (VISL) or California Department of Toxic Substances and Control (CA DTSC) screening values in samples collected from wells completed in the first water-bearing zone within 100 feet of a building footprint were included in the analysis. There was one detection of cis-1,2-dichloroethene in one well that exceeded the screening level. There were two detections of vinyl chloride in a different well that exceeded the screening level. DOE/LLNL incorporated these two wells and COCs in the analysis and determined the screening level exceedances did not impact the building prioritization.

Appendix G-1 Table 2. List of buildings and the maximum concentration for each contaminant of concern that exceeded the groundwater screening value observed in a well in the first water-bearing zone within 100 feet of the building footprint.

Maximum concentrations in this table are obtained from the detailed concentration data presented in Appendix G-1 Table 1. If there is no concentration data presented for a building, there are no wells in the first water-bearing zone within 100 feet of the building footprint (data range January 1, 2017, through December 31, 2021). If the value is zero, the concentration of the contaminant is below the detection limit.

Appendix G-1. Vapor Intrusion Building Prioritization

Appendix G-1 Table 3. List of buildings and the maximum concentration for each contaminant of concern that exceeded the groundwater screening value observed in a plume in the first water-bearing zone within 100 feet of the building footprint.

If there is no concentration data presented for a building, there is no plume in the first water-bearing zone within 100 feet of the building footprint (plume data is based on groundwater plumes presented in the LLNL Groundwater Project 2016 Annual Report).

Appendix G-1 Table 4. List of buildings and the maximum concentration for each contaminant of concern that exceeded the groundwater screening value observed in a well or plume in the first water-bearing zone within 100 feet of the building footprint.

Maximum concentrations in this table are obtained by including the highest concentrations from Appendix G-1 Tables 2 and 3. If there is no concentration data presented for a building, there is no well or plume in the first water-bearing zone within 100 feet of the building footprint.

Appendix G-1 Table 5. Site-specific groundwater screening levels for Lawrence Livermore National Laboratory.

The groundwater screening levels were determined using site-specific parameters.
Target Cancer Risk = 1E-06 or Target Hazard Quotient = 1.0
Groundwater temperature = 20 degrees Celsius
Industrial site use

Appendix G-1 Table 6. Prioritized list of buildings, maximum concentration for each contaminant of concern divided by its respective screening level, final rank score, and rank group for buildings.

The sum of the individual unitless scores is used to determine a final rank for each building. A plot of the final rank for each building (Appendix G-1 Figure 1) was used to determine the rank groups based on changes in slope.

Final Rank Score = Conc(TCE) / SL(TCE) + Conc(PCE) / SL(PCE) + … + Conc(CTET) / SL(CTET)
Where;
Conc = source concentration in groundwater from Appendix G-1 Table 4,
SL = Screening level from Appendix G-1 Table 5,
TCE = Trichloroethene, PCE = Tetrachloroethene, CTET = Carbon tetrachloride. All volatile chemicals exceeding screening levels were used in ranking.

Appendix G-1 Figure 1. Distribution of the final rank score for all buildings.

The change in slope in the distribution of the final rank score is used to determine the four rank groups.

Appendix G-1 Table 1. List of buildings and associated well(s) in the first water-bearing zone within 100 feet of the building footprint.

Building Number	Well	Carbon tetrachloride µg/L	Chloroform µg/L	1,2-Dichloroethane µg/L	Tetrachloroethene µg/L	Trichloroethene µg/L
41		**0**	**0**	**0**	**0**	**2.1**
	W-1426	0	0	0	0	2.1
71						
111		**0**	**1.4**	**0**	**360**	**16**
	W-116	0	1.4	0	360	16
112						
113						
115						
116						
117		**0**	**11**	**0**	**0.83**	**4.2**
	W-464	0	11	0	0.83	4.2
118						
121						
122						
123						
125						
131		**0**	**8.4**	**0**	**1.7**	**2.8**
	W-147	0	8.4	0	1.7	2.8
133						
134		**1.2**	**12**	**0**	**0**	**1.2**
	W-213	1.2	12	0	0	1.2
135		**1.2**	**12**	**0**	**0**	**1.2**
	W-213	1.2	12	0	0	1.2
140						
141		**1.8**	**3.8**	**0**	**0**	**35**
	SIP-141-202	0.52	3.8	0	0	35
	SIP-141-203	1.8	1.5	0	0	24
142						
151						
152						
153						
154						
155						
161		**0**	**8.3**	**0**	**0.56**	**120**
	SIP-501-007					
	SIP-501-101	0	8.3	0	0	8.6
	W-2611	0	3.5	0	0.56	120
	W-2612	0	2.2	0	0	100
162		**0**	**8.3**	**0**	**0**	**8.6**
	SIP-501-101	0	8.3	0	0	8.6
	SIP-501-104					
164						
165		**0**	**0**	**0**	**0**	**0.6**
	SIP-501-102	0	0	0	0	0.6
166		**0**	**0**	**0**	**0**	**0.6**
	SIP-501-102	0	0	0	0	0.6
169		**0**	**1.4**	**0**	**0.75**	**8.6**
	SIP-501-105	0	1.4	0	0.75	8.6
170		**0**	**0**	**0**	**0**	**1.1**

Appendix G-1 Table 1. List of buildings and associated well(s) in the first water-bearing zone within 100 feet of the building footprint.

Building Number	Well	Carbon tetrachloride µg/L	Chloroform µg/L	1,2-Dichloroethane µg/L	Tetrachloroethene µg/L	Trichloroethene µg/L
	W-706	0	0	0	0	1.1
172		**0**	**7.2**	**1.5**	**1.1**	**130**
	SIP-501-007					
	SIP-501-201					
	W-1212	0	3.8	1.5	0	130
	W-2201	0	7.2	0	1.1	13
	W-2201-1					
	W-2201-2					
	W-2611	0	3.5	0	0.56	120
	W-2612	0	2.2	0	0	100
173						
	SIP-501-103					
174						
	SIP-501-006					
	SIP-501-103					
175						
	SIP-501-103					
	W-502					
176						
	SIP-501-103					
179						
181		**0**	**0.54**	**0**	**0**	**3.3**
	W-141	0	0	0	0	1.7
	W-565	0	0.54	0	0	3.3
182						
	SIP-191-004					
187						
190						
191						
194						
195						
	SIP-191-003					
196						
197		**0**	**0**	**0**	**4.3**	**56**
	SIP-191-002	0	0	0	4.3	56
	W-1106	0	0	0	3.3	5.7
198						
211		**7.8**	**11**	**0**	**1.5**	**6.1**
	W-1111	7.8	9.8	0	1.5	6.1
	W-464	0	11	0	0.83	4.2
212		**0**	**41**	**0**	**0.62**	**4.5**
	SIP-212-101					
	TW-11	0	41	0	0.62	4.5
	TW-11A	0	2.2	0	0	3.8
214						
216		**7.8**	**9.8**	**0**	**1.5**	**6.1**
	W-1111	7.8	9.8	0	1.5	6.1
217						
218						
219						
221		**0**	**1.6**	**0**	**28**	**6.8**
	W-1806	0	1.3	0	21	4.9
	W-1807	0	1.6	0	28	6.8
231		**0**	**8.4**	**0**	**1.7**	**2.8**
	W-147	0	8.4	0	1.7	2.8
232						

Appendix G-1 Table 1. List of buildings and associated well(s) in the first water-bearing zone within 100 feet of the building footprint.

Building Number	Well	Carbon tetrachloride µg/L	Chloroform µg/L	1,2-Dichloroethane µg/L	Tetrachloroethene µg/L	Trichloroethene µg/L
233						
234						
235		**0**	**0**	**0**	**0**	**0**
	W-148	0	0	0	0	0
239						
241						
242						
243						
251						
252						
253						
254						
	W-101					
255						
256						
261						
262						
264						
271						
272						
273		**0**	**11**	**0**	**2.2**	**11**
	W-368	0	11	0	2.2	11
274						
280						
281						
	SIP-191-101					
282						
291						
292		**0**	**0**	**0**	**0**	**3.3**
	UP-292-001					
	UP-292-006	0	0	0	0	0.91
	UP-292-007	0	0	0	0	1.2
	UP-292-012	0	0	0	0	0.82
	UP-292-014	0	0	0	0	0.68
	UP-292-015	0	0	0	0	0.75
	UP-292-020	0	0	0	0	2
	W-607	0	0	0	0	3.3
293		**0**	**0**	**0**	**0**	**1**
	SIP-293-001	0	0	0	0	1
	UP-292-012	0	0	0	0	0.82
294		**0**	**0**	**0**	**0**	**1.2**
	UP-292-001					
	UP-292-006	0	0	0	0	0.91
	UP-292-007	0	0	0	0	1.2
	UP-292-014	0	0	0	0	0.68
	UP-292-015	0	0	0	0	0.75
297		**0**	**0**	**0**	**0**	**0**
	W-567	0	0	0	0	0

Appendix G-1 Table 1. List of buildings and associated well(s) in the first water-bearing zone within 100 feet of the building footprint.

Building Number	Well	Carbon tetrachloride µg/L	Chloroform µg/L	1,2-Dichloroethane µg/L	Tetrachloroethene µg/L	Trichloroethene µg/L
298		**0**	**0**	**0**	**0**	**0**
	W-608	0	0	0	0	0
299						
311						
312						
313						
314		**0**	**6.8**	**0**	**0**	**0**
	GSW-443	0	6.8	0	0	0
315						
316						
317						
318						
319		**0**	**0**	**0**	**0**	**0**
	W-223	0	0	0	0	0
322						
323						
324						
325						
326						
327						
329						
331		**0**	**0.92**	**0**	**11**	**7.3**
	SIP-331-001	0	0.92	0	11	7.3
	W-148	0	0	0	0	0
332						
334		**0**	**0.92**	**0**	**11**	**7.3**
	SIP-331-001	0	0.92	0	11	7.3
335						
336						
337						
341						
343						
345		**0**	**0.71**	**0**	**1.6**	**37**
	W-1409	0	0.71	0	1.1	30
	W-353	0	0	0	1.6	37
361						
362						
363						
364						
365						
366						

Appendix G-1 Table 1. List of buildings and associated well(s) in the first water-bearing zone within 100 feet of the building footprint.

Building Number	Well	Carbon tetrachloride µg/L	Chloroform µg/L	1,2-Dichloroethane µg/L	Tetrachloroethene µg/L	Trichloroethene µg/L
367						
368						
373		**0**	**22**	**0**	**0.6**	**14**
	W-317	0	22	0	0.6	14
376						
378						
379		**0**	**5.2**	**0**	**0**	**4.6**
	W-569	0	5.2	0	0	4.6
382						
383						
391						
392						
404		**8.6**	**0**	**0**	**0.55**	**2.5**
	GSW-444	1.4	0	0	0	2.4
	W-256	8.6	0	0	0.55	2.5
405		**8.6**	**1**	**0**	**0.55**	**230**
	GSW-444	1.4	0	0	0	2.4
	W-205	2.4	1	0	0	230
	W-210					
	W-256	8.6	0	0	0.55	2.5
406		**0.65**	**0**	**0**	**0.69**	**3.1**
	GEW-710					
	GEW-808					
	GEW-816					
	GIW-818					
	GIW-819					
	GIW-820					
	GSW-003					
	GSW-004					
	GSW-005					
	GSW-006	0	0	0	0	0.58
	GSW-010					
	GSW-012					
	GSW-015					
	GSW-015-3					
	GSW-015-4					
	GSW-015-5					
	GSW-015-6					
	GSW-015-7					
	GSW-015-8					
	GSW-016					
	GSW-016-3					
	GSW-016-4					
	GSW-016-5					
	GSW-016-6					
	GSW-016-7					
	GSW-209					
	GSW-403-6					
	HW-GP-001					
	HW-GP-002					
	HW-GP-104					
	HW-GP-105					
	TEP-GP-004					
	TEP-GP-005					
	TEP-GP-009					
	TEP-GP-010					
	W-1114					
	W-1115	0	0	0	0	0
	W-1309	0.65	0	0	0.69	3.1
	W-1310	0	0	0	0	2.7

Appendix G-1 Table 1. List of buildings and associated well(s) in the first water-bearing zone within 100 feet of the building footprint.

Building Number	Well	Carbon tetrachloride µg/L	Chloroform µg/L	1,2-Dichloroethane µg/L	Tetrachloroethene µg/L	Trichloroethene µg/L
	W-1411	0	0	0	0	0
	W-1513					
	W-1514					
	W-1515					
411		**44**	**8.6**	**87**	**170**	**2200**
	GSW-010					
	SIP-419-101	18	1.2	0	8.1	240
	SIP-419-201					
	SIP-419-202	14	5.3	32	52	580
	W-1410	2.3	3.2	0.63	0	21
	W-1411	0	0	0	0	0
	W-1414	30	7.1	87	170	1900
	W-210					
	W-2204	44	7.3	86	170	2200
	W-2617	8.7	8.6	0	4.9	849
415						
418		**18**	**7.7**	**0**	**10**	**390**
	W-1412	18	7.7	0	10	390
	W-1413	0	0.91	0	0.62	13
	W-1507	0.5	0	0	0	8.5
423						
431		**0.73**	**0**	**0**	**2**	**8.4**
	W-1506	0.73	0	0	2	8.4
432		**0**	**0**	**0**	**0.55**	**4.9**
	W-1508	0	0	0	0.55	3.8
	W-272	0	0	0	0	4.9
433		**0**	**0**	**0**	**0.55**	**3.8**
	W-1508	0	0	0	0.55	3.8
435		**0**	**0**	**0**	**2.1**	**8.3**
	W-271	0	0	0	2.1	8.3
436						
438						
439		**0**	**1.1**	**0**	**7.3**	**22**
	W-305	0	1.1	0	7.3	22
442						
443						
444						
445						
446						
451		**0**	**2.1**	**0**	**0**	**1.4**
	W-1419	0	2.1	0	0	1.4
453		**0**	**2.1**	**0**	**1.1**	**8.6**
	W-1419	0	2.1	0	0	1.4
	W-1602	0	1.9	0	1.1	8.6
	W-1602-1					
	W-1602-2					
	W-414					
470						
471		**0**	**0**	**0**	**0**	**2**
	SIP-HPA-103					
	W-1416	0	0	0	0	2
	W-906					
	W-HPA-001B					
472		**0**	**0.67**	**0**	**0**	**5.5**
	W-1205	0	0.67	0	0	5.5
473						
481						

Appendix G-1 Table 1. List of buildings and associated well(s) in the first water-bearing zone within 100 feet of the building footprint.

Building Number	Well	Carbon tetrachloride µg/L	Chloroform µg/L	1,2-Dichloroethane µg/L	Tetrachloroethene µg/L	Trichloroethene µg/L
482		**0**	**37**	**0**	**0.61**	**0**
	SIP-490-102	0	1.3	0	0	0
	W-316	0	37	0	0	0
	W-423	0	0.96	0	0.61	0
490						
	SIP-490-101					
491						
492						
	W-007					
	W-007-1					
493						
494						
509		**7.6**	**7.1**	**0**	**2.3**	**2900**
	W-2207A					
	W-2207A-2					
	W-2207B	7.6	7.1	0	2.3	2900
510		**5.8**	**5.4**	**18**	**25**	**87**
	W-2606	5.8	5.4	18	25	87
	W-2608					
	W-3105	0	0	0	0	2.1
511		**13**	**7.4**	**18**	**84**	**2900**
	SIP-511-101					
	SIP-511-102					
	W-205	2.4	1	0	0	230
	W-2207A					
	W-2207A-2					
	W-2207B	7.6	7.1	0	2.3	2900
	W-2208A					
	W-2208B	1.7	2.5	8.3	5.8	170
	W-2604A	0	2.1	0	84	66
	W-2604B	0.78	1.3	0	23	270
	W-2606	5.8	5.4	18	25	87
	W-2607	13	7.4	4.1	83	120
	W-2608					
	W-3105	0	0	0	0	2.1
	W-622	0	0	0	2.5	3.4
512		**7.6**	**7.1**	**8.3**	**7.3**	**2900**
	W-1517	0	0	0	0.85	65
	W-2207A					
	W-2207A-2					
	W-2207B	7.6	7.1	0	2.3	2900
	W-2208A					
	W-2208B	1.7	2.5	8.3	5.8	170
	W-274	1.2	1.1	0	3.5	280
	W-359	2.3	4.8	0	7.3	140
515						
	W-217					
	W-514-2007A					
	W-514-2007B					
516		**8.6**	**1**	**0**	**0.55**	**230**
	W-205	2.4	1	0	0	230
	W-256	8.6	0	0	0.55	2.5
517		**2.4**	**1**	**0**	**1.9**	**230**
	W-205	2.4	1	0	0	230
	W-2215B	0.5	0	0	1.9	7.2
518		**0.78**	**2.1**	**0**	**84**	**270**
	SIP-518-203	0	0	0	0.91	3.2
	W-112	0	0	0	0.91	4.4
	W-2604A	0	2.1	0	84	66
	W-2604B	0.78	1.3	0	23	270
	W-2605B	0	0	0	0	2.2
519		**0**	**0.63**	**0**	**0**	**2.2**
	W-217					
	W-2605B	0	0	0	0	2.2

Appendix G-1 Table 1. List of buildings and associated well(s) in the first water-bearing zone within 100 feet of the building footprint.

Building Number	Well	Carbon tetrachloride µg/L	Chloroform µg/L	1,2-Dichloroethane µg/L	Tetrachloroethene µg/L	Trichloroethene µg/L
	W-261	0	0.63	0	0	0
	W-514-2007A					
	W-514-2007B					
520						
	W-217					
	W-514-2007A					
	W-514-2007B					
522						
523		**0**	**3.7**	**0.56**	**4.7**	**54**
	W-268	0	3.7	0.56	4.7	54
525						
531		**5.3**	**77**	**15**	**140**	**1100**
	SIP-ETS-401	1.6	17	3.7	28	230
	SIP-ETS-402	0	5.4	2.2	9.9	67
	W-1108	1.5	17	3	26	230
	W-1117	3.4	40	7.7	66	530
	W-1604	5.3	77	15	140	1100
	W-204	2.3	19	0.56	3	71
	W-363	2.5	20	3.7	29	210
	W-543-002A					
	W-543-002B					
532		**5.3**	**77**	**15**	**140**	**1100**
	W-1117	3.4	40	7.7	66	530
	W-1604	5.3	77	15	140	1100
	W-543-002A					
	W-543-002B					
533		**2.8**	**35**	**3.7**	**29**	**210**
	SIP-ETS-212	2.8	35	1.1	4.3	120
	W-204	2.3	19	0.56	3	71
	W-363	2.5	20	3.7	29	210
543		**2.1**	**7**	**0.76**	**150**	**300**
	SIP-543-101	0	0	0	130	130
	W-2305	0	0.51	0	150	300
	W-258	2.1	7	0.76	13	190
	W-543-003					
	W-543-004A					
	W-543-004B					
571						
581						
	W-318					
582						
583						
	SIP-HPA-003					
591						
597						
610		**0**	**0**	**0**	**0**	**0**
	W-106	0	0	0	0	0
611		**0.55**	**0**	**0**	**0**	**0.83**
	W-107	0.55	0	0	0	0.83
612						
614		**0.55**	**0**	**0**	**0**	**0.83**
	W-107	0.55	0	0	0	0.83
615						
616						
619						
622						
624						

Appendix G-1 Table 1. List of buildings and associated well(s) in the first water-bearing zone within 100 feet of the building footprint.

Building Number	Well	Carbon tetrachloride µg/L	Chloroform µg/L	1,2-Dichloroethane µg/L	Tetrachloroethene µg/L	Trichloroethene µg/L
625						
651						
652						
654						
	SIP-EGD-001					
661		**0**	**0**	**0**	**0**	**0**
	SIP-NEB-101	0	0	0	0	0
663						
	W-016					
	W-016-3					
	W-016-4					
667						
671						
681						
685						
691						
693						
694						
695						
696						
697						
1277						
1288						
1399						
1601		**0**	**0**	**0**	**0**	**0.6**
	SIP-501-102	0	0	0	0	0.6
	SIP-501-104					
1602						
1631		**0**	**0**	**0**	**0**	**0.6**
	SIP-501-102	0	0	0	0	0.6
1632						
1677						
1678						
1680						
1713		**0**	**2.5**	**0**	**1.4**	**25**
	SIP-501-004					
	W-1110	0	2.5	0	1.4	25
1714						
1726						
	SIP-501-103					
	W-502					
1727						
1730		**0**	**2.5**	**0**	**1.4**	**25**
	SIP-501-004					

Appendix G-1 Table 1. List of buildings and associated well(s) in the first water-bearing zone within 100 feet of the building footprint.

Building Number	Well	Carbon tetrachloride µg/L	Chloroform µg/L	1,2-Dichloroethane µg/L	Tetrachloroethene µg/L	Trichloroethene µg/L
	W-1110	0	2.5	0	1.4	25
1735		**0**	**2.5**	**0**	**1.4**	**25**
	SIP-501-004					
	W-1110	0	2.5	0	1.4	25
1736		**0**	**1.4**	**0**	**0.75**	**8.6**
	SIP-501-105	0	1.4	0	0.75	8.6
1739		**0**	**7.2**	**1.5**	**1.1**	**130**
	SIP-501-007					
	W-1212	0	3.8	1.5	0	130
	W-2201	0	7.2	0	1.1	13
	W-2201-1					
	W-2201-2					
	W-2611	0	3.5	0	0.56	120
	W-2612	0	2.2	0	0	100
1802						
1826						
1878		**0**	**0**	**0**	**4.3**	**56**
	SIP-191-002	0	0	0	4.3	56
	W-1106	0	0	0	3.3	5.7
1879						
1884						
1885						
1886		**0**	**0**	**0**	**4.3**	**56**
	SIP-191-002	0	0	0	4.3	56
	W-1106	0	0	0	3.3	5.7
1887						
1888						
1889		**0**	**0**	**0**	**1.3**	**4.1**
	W-454	0	0	0	1.3	4.1
1925						
1927						
2180						
2512						
2525						
2552						
2554						
	W-101					
2580						
2599						
2625						
2627						
2632						
2679						
2684						
2685						
2687						

Appendix G-1 Table 1. List of buildings and associated well(s) in the first water-bearing zone within 100 feet of the building footprint.

Building Number	Well	Carbon tetrachloride µg/L	Chloroform µg/L	1,2-Dichloroethane µg/L	Tetrachloroethene µg/L	Trichloroethene µg/L
2701						
2726		**0**	**11**	**0**	**2.2**	**11**
	W-368	0	11	0	2.2	11
2727		**0**	**11**	**0**	**2.2**	**11**
	W-368	0	11	0	2.2	11
2728						
2775						
2777						
2787						
2801						
2802						
2806						
2808						
2825						
2925						
3180						
3203						
3204						
3226						
3340						
3526						
3527						
3555						
3577						
3649						
3724		**0**	**14**	**0**	**0**	**4.2**
	W-1215	0	8.1	0	0	3.6
	W-1216	0	4.4	0	0	1.8
	W-411	0	9.5	0	0	1.2
	W-412	0	14	0	0	4.2
3725		**0**	**5.2**	**0**	**0**	**4.6**
	W-569	0	5.2	0	0	4.6
3726						
3751		**0**	**5.2**	**0**	**0**	**4.6**
	W-569	0	5.2	0	0	4.6
3775						
3925						
3982						
4113		**0.5**	**0**	**0**	**0**	**8.5**
	W-1507	0.5	0	0	0	8.5
4198						
	GSW-004					
	TEP-GP-004					

Appendix G-1 Table 1. List of buildings and associated well(s) in the first water-bearing zone within 100 feet of the building footprint.

Building Number	Well	Carbon tetrachloride µg/L	Chloroform µg/L	1,2-Dichloroethane µg/L	Tetrachloroethene µg/L	Trichloroethene µg/L
4199		**0**	**0**	**0**	**0**	**0**
	GSW-020					
	GSW-208					
	GSW-216	0	0	0	0	0
	TEP-GP-006					
4227						
4297		**0**	**0**	**0**	**0**	**7.6**
	W-1518	0	0	0	0	7.6
	W-272	0	0	0	0	4.9
4298						
4299		**0**	**0**	**0**	**0**	**7.6**
	W-1518	0	0	0	0	7.6
	W-272	0	0	0	0	4.9
4302		**0**	**0**	**0**	**2.1**	**8.3**
	W-271	0	0	0	2.1	8.3
4316						
4352		**0**	**1.7**	**0**	**130**	**130**
	SIP-543-101	0	0	0	130	130
	W-1109	0	0	0	23	110
	W-1903	0	1.7	0	12	34
	W-1909	0	0	0	7.5	29
	W-257	0	0	0	4.8	14
	W-911	0	0	0	11	26
4377		**0**	**0.53**	**0**	**18**	**110**
	W-1202	0	0.53	0	18	110
4378						
4382		**0**	**0**	**0**	**2.1**	**8.3**
	W-271	0	0	0	2.1	8.3
4383						
4384		**0**	**0**	**0**	**0.54**	**3.3**
	W-1512	0	0	0	0.54	3.3
4385		**0**	**0**	**0**	**0**	**4.9**
	W-272	0	0	0	0	4.9
4387		**0**	**0**	**0**	**0.54**	**3.3**
	W-1512	0	0	0	0.54	3.3
4388		**0**	**0**	**0**	**0.54**	**3.3**
	W-1512	0	0	0	0.54	3.3
4399		**0**	**0**	**0**	**1.1**	**21**
	W-259	0	0	0	1.1	21
4406						
4475		**0**	**0.53**	**0**	**18**	**110**
	W-1202	0	0.53	0	18	110
4525						
4675						
4725						
4726		**0.67**	**1.6**	**0**	**0**	**5**
	W-3102	0.67	1.6	0	0	5
4727						
4728						
4729		**0**	**8.1**	**0**	**0**	**4.5**
	W-1215	0	8.1	0	0	3.6
	W-369	0	7.7	0	0	4.5
4905						
4906						
4924						

Appendix G-1 Table 1. List of buildings and associated well(s) in the first water-bearing zone within 100 feet of the building footprint.

Building Number	Well	Carbon tetrachloride µg/L	Chloroform µg/L	1,2-Dichloroethane µg/L	Tetrachloroethene µg/L	Trichloroethene µg/L
4926		**0**	**0**	**0**	**0**	**0**
	SIP-ALP-002	0	0	0	0	0
4997		**0**	**0**	**0**	**0**	**0**
	SIP-ALP-002	0	0	0	0	0
4998						
4999						
5104		**0.5**	**0**	**0**	**1.9**	**7.2**
	W-112	0	0	0	0.91	4.4
	W-2215B	0.5	0	0	1.9	7.2
5105						
5125						
5198		**0**	**0.63**	**0**	**0.91**	**3.2**
	SIP-518-203	0	0	0	0.91	3.2
	W-2605B	0	0	0	0	2.2
	W-261	0	0.63	0	0	0
5207		**7.6**	**7.1**	**0**	**7.3**	**2900**
	W-1517	0	0	0	0.85	65
	W-2207A					
	W-2207A-2					
	W-2207B	7.6	7.1	0	2.3	2900
	W-274	1.2	1.1	0	3.5	280
	W-359	2.3	4.8	0	7.3	140
5225						
5226		**0**	**3.7**	**0.56**	**4.7**	**54**
	W-268	0	3.7	0.56	4.7	54
5299		**0**	**3.7**	**0.56**	**4.7**	**54**
	W-268	0	3.7	0.56	4.7	54
5425		**2.8**	**52**	**5.2**	**39**	**340**
	SIP-ETS-207					
	SIP-ETS-211					
	SIP-ETS-212	2.8	35	1.1	4.3	120
	SIP-ETS-214	0	1.1	0	0	0.58
	SIP-ETS-302					
	SIP-ETS-304					
	SIP-ETS-306					
	W-1605	0	31	2.1	5.5	61
	W-1606	0	28	3.8	4.9	53
	W-1607	0	23	1.6	4.8	44
	W-1608	0	21	2.1	3.2	22
	W-1609	1.7	46	5.2	39	310
	W-1610	0.66	52	2.9	19	340
	W-204	2.3	19	0.56	3	71
	W-363	2.5	20	3.7	29	210
	W-ETS-305A					
	W-ETS-305B					
5426						
	SIP-ETS-201					
	SIP-ETS-211					
	SIP-ETS-215					
	SIP-ETS-302					
	SIP-ETS-304					
	SIP-ETS-306					
	W-ETS-305A					
	W-ETS-305B					
5475		**2.2**	**74**	**8.7**	**75**	**770**
	SIP-ETS-201					
	SIP-ETS-204					
	SIP-ETS-205					
	SIP-ETS-207					
	SIP-ETS-209					
	SIP-ETS-211					
	SIP-ETS-214	0	1.1	0	0	0.58

Appendix G-1 Table 1. List of buildings and associated well(s) in the first water-bearing zone within 100 feet of the building footprint.

Building Number	Well	Carbon tetrachloride µg/L	Chloroform µg/L	1,2-Dichloroethane µg/L	Tetrachloroethene µg/L	Trichloroethene µg/L
	SIP-ETS-215					
	SIP-ETS-304					
	SIP-ETS-401	1.6	17	3.7	28	230
	SIP-ETS-402	0	5.4	2.2	9.9	67
	SIP-ETS-502	0.98	23	0	14	120
	SVI-ETS-504					
	SVI-ETS-505					
	W-1108	1.5	17	3	26	230
	W-1415	0	12	1.1	2.8	36
	W-1605	0	31	2.1	5.5	61
	W-1606	0	28	3.8	4.9	53
	W-1607	0	23	1.6	4.8	44
	W-1608	0	21	2.1	3.2	22
	W-1609	1.7	46	5.2	39	310
	W-1610	0.66	52	2.9	19	340
	W-2211	0	16	2	3.4	23
	W-2212	1.5	31	4.8	29	250
	W-2301A					
	W-2301B					
	W-2302	2.2	74	8.7	75	770
	W-2303					
	W-258	2.1	7	0.76	13	190
	W-3106	0.86	7.1	1.4	14	110
	W-ETS-305A					
	W-ETS-305B					
	W-ETS-506A					
	W-ETS-506B					
	W-ETS-507					
5477		**5.3**	**77**	**15**	**140**	**1100**
	W-1108	1.5	17	3	26	230
	W-1117	3.4	40	7.7	66	530
	W-1222	1.6	18	2.4	38	240
	W-1302					
	W-1302-1					
	W-1302-2	2.4	40	7.9	74	580
	W-1604	5.3	77	15	140	1100
	W-543-001					
	W-543-002A					
	W-543-002B					
	W-543-003					
	W-543-004A					
	W-543-004B					
	W-909	1.2	1.6	0	12	75
5626						
	W-2110A					
	W-2110B					
5627		**2.3**	**2.1**	**1.9**	**9.1**	**100**
	W-1223	2.3	2.1	1.9	9.1	100
	W-2110A					
	W-2110B					
5675						
	W-3805					
5997						
5998						
5999						
6127						
6167						
6178						
6179						
6198						

Appendix G-1 Table 1. List of buildings and associated well(s) in the first water-bearing zone within 100 feet of the building footprint.

Building Number	Well	Carbon tetrachloride µg/L	Chloroform µg/L	1,2-Dichloroethane µg/L	Tetrachloroethene µg/L	Trichloroethene µg/L
6199		**0**	**0**	**0**	**0**	**0**
	W-291	0	0	0	0	0
6205						
6206						
6298						
6299						
6301						
6325		**0**	**1.4**	**0**	**0**	**1.2**
	SIP-ETS-105					
	SIP-ETS-213					
	SIP-ETS-501	0	1.4	0	0	1.2
6424		**0**	**0**	**0**	**0**	**0**
	W-212	0	0	0	0	0
6425						
6426		**0**	**0**	**0**	**0**	**0**
	W-212	0	0	0	0	0
6475						
6497						
6498		**0**	**0**	**0**	**0**	**0**
	W-212	0	0	0	0	0
6499						
6501						
6525						
6526						
6527						
6575						
6675						
6925						
6926						
6928						
6929						
6930						
6931						
	W-461					
6951						
132N		**1.1**	**12**	**0**	**6**	**7.1**
	W-002	1.1	12	0	6	7.1
132S		**1.2**	**12**	**0**	**0**	**1.2**
	W-213	1.2	12	0	0	1.2
170A						
194A						
196A						
231A		**0**	**1.8**	**0**	**2.8**	**6.3**
	W-1901					

Appendix G-1 Table 1. List of buildings and associated well(s) in the first water-bearing zone within 100 feet of the building footprint.

Building Number	Well	Carbon tetrachloride µg/L	Chloroform µg/L	1,2-Dichloroethane µg/L	Tetrachloroethene µg/L	Trichloroethene µg/L
	W-1901-1	0	1.8	0	2.8	6.3
297A		**0**	**0**	**0**	**0**	**0**
	W-567	0	0	0	0	0
321A		**0**	**2.7**	**0**	**28**	**31**
	W-1806	0	1.3	0	21	4.9
	W-1807	0	1.6	0	28	6.8
	W-307	0	2.6	0	23	31
	W-551	0	2.7	0	14	6.6
321B						
321C						
321D						
321E						
322A						
335A						
335B						
4997A						
4998A						
514A		**5.8**	**5.4**	**18**	**25**	**87**
	W-217					
	W-2606	5.8	5.4	18	25	87
	W-514-2007A					
	W-514-2007B					
517A		**0.5**	**0**	**0**	**2.5**	**7.2**
	W-2215B	0.5	0	0	1.9	7.2
	W-622	0	0	0	2.5	3.4
518A		**0.5**	**0**	**0**	**1.9**	**7.2**
	W-112	0	0	0	0.91	4.4
	W-2215B	0.5	0	0	1.9	7.2
519A		**0**	**0.63**	**0**	**0**	**2.2**
	W-2605B	0	0	0	0	2.2
	W-261	0	0.63	0	0	0
551E		**0**	**0.91**	**1.3**	**7.1**	**51**
	W-1404	0	0.91	1.3	7.1	51
	W-1405	0	0	0	0	8.6
	W-ETC-2001B					
	W-ETC-2002A					
	W-ETC-2002B					
551W		**0**	**1.9**	**0**	**1.9**	**8.6**
	W-1407	0	0	0	1.9	7
	W-1602	0	1.9	0	1.1	8.6
	W-1602-1					
	W-1602-2					
581A						
581B						
	W-318					
581C						
5998A						
6197B						
6199A						
6199B						
6199D						
6299A						

Appendix G-1 Table 1. List of buildings and associated well(s) in the first water-bearing zone within 100 feet of the building footprint.

Building Number	Well	Carbon tetrachloride µg/L	Chloroform µg/L	1,2-Dichloroethane µg/L	Tetrachloroethene µg/L	Trichloroethene µg/L
6299B						
NBNF01						
NBNF02						
NBNF03						
NBNF04						
NBNF05						
NBNF06						
NBNF07		**0**	**0**	**0**	**0**	**0**
	W-567	0	0	0	0	0
NBNF08						
NBNF09						
NBNF10						
NBNF11						
NBNF12						
NBNF13						
NBNF14						
NBNF15		**0**	**0.95**	**0**	**6.2**	**4.9**
	W-702	0	0.95	0	6.2	4.9
NBNF16		**0**	**0.54**	**0**	**0**	**3.3**
	W-141	0	0	0	0	1.7
	W-565	0	0.54	0	0	3.3
NBNF17						
NBNF18						
NBNF19						
NBNF20		**0**	**0**	**0**	**0**	**0**
	W-273	0	0	0	0	0
NBNF21		**0**	**0**	**0**	**0**	**0**
	W-273	0	0	0	0	0
NBNF22						
NBNF23						
NBNF24						
NBNF25						
NBNF26						
NBNF27						
	SIP-501-103					
	W-502					
NBNF28						
NBNF29						
NBNF30						
NBNF31		**0**	**22**	**0**	**0.6**	**14**
	W-114					
	W-317	0	22	0	0.6	14

Appendix G-1 Table 1. List of buildings and associated well(s) in the first water-bearing zone within 100 feet of the building footprint.

Building Number	Well	Carbon tetrachloride µg/L	Chloroform µg/L	1,2-Dichloroethane µg/L	Tetrachloroethene µg/L	Trichloroethene µg/L
NBNF32						
NBNF33		**0**	**5.2**	**0**	**0**	**4.6**
	W-569	0	5.2	0	0	4.6
NBNF34						
NBNF35						
NBNF36						
NBNF37						
NBNF38						
NBNF39		**0**	**2.1**	**0**	**0**	**1.4**
	W-1419	0	2.1	0	0	1.4
NBNF40						
NBNF42						
NBNF43		**0**	**2.1**	**0**	**0**	**1.4**
	W-1419	0	2.1	0	0	1.4
NBNF44						
NBNF45		**0**	**2.1**	**0**	**0**	**1.4**
	W-1419	0	2.1	0	0	1.4
NBNF46		**0**	**0**	**0**	**0.54**	**3.3**
	W-1512	0	0	0	0.54	3.3
NBNF47						
NBNF48		**0**	**0.92**	**0**	**11**	**7.3**
	SIP-331-001	0	0.92	0	11	7.3
NBNF49						
NBNF50						
NBNF51						
NBNF52		**45**	**8.9**	**87**	**170**	**2200**
	SIP-419-201					
	W-1412	18	7.7	0	10	390
	W-1413	0	0.91	0	0.62	13
	W-1414	30	7.1	87	170	1900
	W-2204	44	7.3	86	170	2200
	W-2205	45	7	11	42	1200
	W-2206					
	W-3004	25	8.9	27	56	1400
NBNF53		**0.78**	**2.1**	**0**	**84**	**270**
	W-2215B	0.5	0	0	1.9	7.2
	W-2604A	0	2.1	0	84	66
	W-2604B	0.78	1.3	0	23	270
	W-2605B	0	0	0	0	2.2
	W-622	0	0	0	2.5	3.4
NBNF54		**0**	**0**	**0**	**0.91**	**3.2**
	SIP-518-203	0	0	0	0.91	3.2
NBNF55		**0**	**0.63**	**0**	**0**	**2.2**
	W-2605B	0	0	0	0	2.2
	W-261	0	0.63	0	0	0
NBNF56						
NBNF57						
NBNF58						
NBNF59						
NBNF60						

Appendix G-1 Table 1. List of buildings and associated well(s) in the first water-bearing zone within 100 feet of the building footprint.

Building Number	Well	Carbon tetrachloride µg/L	Chloroform µg/L	1,2-Dichloroethane µg/L	Tetrachloroethene µg/L	Trichloroethene µg/L
NBNF61						
NBNF62						
NBNF63						
NBNF64						
NBNF65						
NBNF66						
NBNF67						
NBNF68						
NBNF69						
OS495						
U416		**45**	**8.9**	**87**	**170**	**2200**
	SIP-419-101	18	1.2	0	8.1	240
	SIP-419-201					
	SIP-419-202	14	5.3	32	52	580
	W-1412	18	7.7	0	10	390
	W-1413	0	0.91	0	0.62	13
	W-1414	30	7.1	87	170	1900
	W-2204	44	7.3	86	170	2200
	W-2205	45	7	11	42	1200
	W-2206					
	W-2617	8.7	8.6	0	4.9	849
	W-3004	25	8.9	27	56	1400
U424						
U448						
WAA						

Appendix G-1 Table 2. List of buildings and the maximum concentration for each contaminant of concern that exceeded the groundwater screening value observed in a well in the first water-bearing zone within 100 feet of the building footprint.

Building Number	Carbon tetrachloride µg/L	Chloroform µg/L	1,2-Dichloroethane µg/L	Tetrachloroethene µg/L	Trichloroethene µg/L
41	0	0	0	0	2.1
71					
111	0	1.4	0	360	16
112					
113					
115					
116					
117	0	11	0	0.83	4.2
118					
121					
122					
123					
125					
131	0	8.4	0	1.7	2.8
133					
134	1.2	12	0	0	1.2
135	1.2	12	0	0	1.2
140					
141	1.8	3.8	0	0	35
142					
151					
152					
153					
154					
155					
161	0	8.3	0	0.56	120
162	0	8.3	0	0	8.6
164					
165	0	0	0	0	0.6
166	0	0	0	0	0.6
169	0	1.4	0	0.75	8.6
170	0	0	0	0	1.1
172	0	7.2	1.5	1.1	130
173					
174					
175					
176					
179					
181	0	0.54	0	0	3.3
182					
187					
190					
191					
194					
195					
196					
197	0	0	0	4.3	56
198					
211	7.8	11	0	1.5	6.1
212	0	41	0	0.62	4.5
214					
216	7.8	9.8	0	1.5	6.1
217					
218					
219					
221	0	1.6	0	28	6.8
231	0	8.4	0	1.7	2.8
232					
233					
234					
235	0	0	0	0	0
239					
241					
242					
243					
251					

Appendix G-1 Table 2. List of buildings and the maximum concentration for each contaminant of concern that exceeded the groundwater screening value observed in a well in the first water-bearing zone within 100 feet of the building footprint.

Building Number	Carbon tetrachloride µg/L	Chloroform µg/L	1,2-Dichloroethane µg/L	Tetrachloroethene µg/L	Trichloroethene µg/L
252					
253					
254					
255					
256					
261					
262					
264					
271					
272					
273	0	11	0	2.2	11
274					
280					
281					
282					
291					
292	0	0	0	0	3.3
293	0	0	0	0	1
294	0	0	0	0	1.2
297	0	0	0	0	0
298	0	0	0	0	0
299					
311					
312					
313					
314	0	6.8	0	0	0
315					
316					
317					
318					
319	0	0	0	0	0
322					
323					
324					
325					
326					
327					
329					
331	0	0.92	0	11	7.3
332					
334	0	0.92	0	11	7.3
335					
336					
337					
341					
343					
345	0	0.71	0	1.6	37
361					
362					
363					
364					
365					
366					
367					
368					
373	0	22	0	0.6	14
376					
378					
379	0	5.2	0	0	4.6
382					
383					
391					
392					
404	8.6	0	0	0.55	2.5
405	8.6	1	0	0.55	230
406	0.65	0	0	0.69	3.1

Appendix G-1 Table 2. List of buildings and the maximum concentration for each contaminant of concern that exceeded the groundwater screening value observed in a well in the first water-bearing zone within 100 feet of the building footprint.

Building Number	Carbon tetrachloride µg/L	Chloroform µg/L	1,2-Dichloroethane µg/L	Tetrachloroethene µg/L	Trichloroethene µg/L
411	44	8.6	87	170	2200
415					
418	18	7.7	0	10	390
423					
431	0.73	0	0	2	8.4
432	0	0	0	0.55	4.9
433	0	0	0	0.55	3.8
435	0	0	0	2.1	8.3
436					
438					
439	0	1.1	0	7.3	22
442					
443					
444					
445					
446					
451	0	2.1	0	0	1.4
453	0	2.1	0	1.1	8.6
470					
471	0	0	0	0	2
472	0	0.67	0	0	5.5
473					
481					
482	0	37	0	0.61	0
490					
491					
492					
493					
494					
509	7.6	7.1	0	2.3	2900
510	5.8	5.4	18	25	87
511	13	7.4	18	84	2900
512	7.6	7.1	8.3	7.3	2900
515					
516	8.6	1	0	0.55	230
517	2.4	1	0	1.9	230
518	0.78	2.1	0	84	270
519	0	0.63	0	0	2.2
520					
522					
523	0	3.7	0.56	4.7	54
525					
531	5.3	77	15	140	1100
532	5.3	77	15	140	1100
533	2.8	35	3.7	29	210
543	2.1	7	0.76	150	300
571					
581					
582					
583					
591					
597					
610	0	0	0	0	0
611	0.55	0	0	0	0.83
612					
614	0.55	0	0	0	0.83
615					
616					
619					
622					
624					
625					
651					
652					
654					
661	0	0	0	0	0

Appendix G-1 Table 2. List of buildings and the maximum concentration for each contaminant of concern that exceeded the groundwater screening value observed in a well in the first water-bearing zone within 100 feet of the building footprint.

Building Number	Carbon tetrachloride µg/L	Chloroform µg/L	1,2-Dichloroethane µg/L	Tetrachloroethene µg/L	Trichloroethene µg/L
663					
667					
671					
681					
685					
691					
693					
694					
695					
696					
697					
1277					
1288					
1399					
1601	0	0	0	0	0.6
1602					
1631	0	0	0	0	0.6
1632					
1677					
1678					
1680					
1713	0	2.5	0	1.4	25
1714					
1726					
1727					
1730	0	2.5	0	1.4	25
1735	0	2.5	0	1.4	25
1736	0	1.4	0	0.75	8.6
1739	0	7.2	1.5	1.1	130
1802					
1826					
1878	0	0	0	4.3	56
1879					
1884					
1885					
1886	0	0	0	4.3	56
1887					
1888					
1889	0	0	0	1.3	4.1
1925					
1927					
2180					
2512					
2525					
2552					
2554					
2580					
2599					
2625					
2627					
2632					
2679					
2684					
2685					
2687					
2701					
2726	0	11	0	2.2	11
2727	0	11	0	2.2	11
2728					
2775					
2777					
2787					
2801					
2802					
2806					
2808					

Appendix G-1 Table 2. List of buildings and the maximum concentration for each contaminant of concern that exceeded the groundwater screening value observed in a well in the first water-bearing zone within 100 feet of the building footprint.

Building Number	Carbon tetrachloride µg/L	Chloroform µg/L	1,2-Dichloroethane µg/L	Tetrachloroethene µg/L	Trichloroethene µg/L
2825					
2925					
3180					
3203					
3204					
3226					
3340					
3526					
3527					
3555					
3577					
3649					
3724	0	14	0	0	4.2
3725	0	5.2	0	0	4.6
3726					
3751	0	5.2	0	0	4.6
3775					
3925					
3982					
4113	0.5	0	0	0	8.5
4198					
4199	0	0	0	0	0
4227					
4297	0	0	0	0	7.6
4298					
4299	0	0	0	0	7.6
4302	0	0	0	2.1	8.3
4316					
4352	0	1.7	0	130	130
4377	0	0.53	0	18	110
4378					
4382	0	0	0	2.1	8.3
4383					
4384	0	0	0	0.54	3.3
4385	0	0	0	0	4.9
4387	0	0	0	0.54	3.3
4388	0	0	0	0.54	3.3
4399	0	0	0	1.1	21
4406					
4475	0	0.53	0	18	110
4525					
4675					
4725					
4726	0.67	1.6	0	0	5
4727					
4728					
4729	0	8.1	0	0	4.5
4905					
4906					
4924					
4926	0	0	0	0	0
4997	0	0	0	0	0
4998					
4999					
5104	0.5	0	0	1.9	7.2
5105					
5125					
5198	0	0.63	0	0.91	3.2
5207	7.6	7.1	0	7.3	2900
5225					
5226	0	3.7	0.56	4.7	54
5299	0	3.7	0.56	4.7	54
5425	2.8	52	5.2	39	340
5426					
5475	2.2	74	8.7	75	770
5477	5.3	77	15	140	1100

Appendix G-1 Table 2. List of buildings and the maximum concentration for each contaminant of concern that exceeded the groundwater screening value observed in a well in the first water-bearing zone within 100 feet of the building footprint.

Building Number	Carbon tetrachloride µg/L	Chloroform µg/L	1,2-Dichloroethane µg/L	Tetrachloroethene µg/L	Trichloroethene µg/L
5626					
5627	2.3	2.1	1.9	9.1	100
5675					
5997					
5998					
5999					
6127					
6167					
6178					
6179					
6198					
6199	0	0	0	0	0
6205					
6206					
6298					
6299					
6301					
6325	0	1.4	0	0	1.2
6424	0	0	0	0	0
6425					
6426	0	0	0	0	0
6475					
6497					
6498	0	0	0	0	0
6499					
6501					
6525					
6526					
6527					
6575					
6675					
6925					
6926					
6928					
6929					
6930					
6931					
6951					
132N	1.1	12	0	6	7.1
132S	1.2	12	0	0	1.2
170A					
194A					
196A					
231A	0	1.8	0	2.8	6.3
297A	0	0	0	0	0
321A	0	2.7	0	28	31
321B					
321C					
321D					
321E					
322A					
335A					
335B					
4997A					
4998A					
514A	5.8	5.4	18	25	87
517A	0.5	0	0	2.5	7.2
518A	0.5	0	0	1.9	7.2
519A	0	0.63	0	0	2.2
551E	0	0.91	1.3	7.1	51
551W	0	1.9	0	1.9	8.6
581A					
581B					
581C					
5998A					
6197B					

Appendix G-1 Table 2. List of buildings and the maximum concentration for each contaminant of concern that exceeded the groundwater screening value observed in a well in the first water-bearing zone within 100 feet of the building footprint.

Building Number	Carbon tetrachloride µg/L	Chloroform µg/L	1,2-Dichloroethane µg/L	Tetrachloroethene µg/L	Trichloroethene µg/L
6199A					
6199B					
6199D					
6299A					
6299B					
NBNF01					
NBNF02					
NBNF03					
NBNF04					
NBNF05					
NBNF06					
NBNF07	0	0	0	0	0
NBNF08					
NBNF09					
NBNF10					
NBNF11					
NBNF12					
NBNF13					
NBNF14					
NBNF15	0	0.95	0	6.2	4.9
NBNF16	0	0.54	0	0	3.3
NBNF17					
NBNF18					
NBNF19					
NBNF20	0	0	0	0	0
NBNF21	0	0	0	0	0
NBNF22					
NBNF23					
NBNF24					
NBNF25					
NBNF26					
NBNF27					
NBNF28					
NBNF29					
NBNF30					
NBNF31	0	22	0	0.6	14
NBNF32					
NBNF33	0	5.2	0	0	4.6
NBNF34					
NBNF35					
NBNF36					
NBNF37					
NBNF38					
NBNF39	0	2.1	0	0	1.4
NBNF40					
NBNF42					
NBNF43	0	2.1	0	0	1.4
NBNF44					
NBNF45	0	2.1	0	0	1.4
NBNF46	0	0	0	0.54	3.3
NBNF47					
NBNF48	0	0.92	0	11	7.3
NBNF49					
NBNF50					
NBNF51					
NBNF52	45	8.9	87	170	2200
NBNF53	0.78	2.1	0	84	270
NBNF54	0	0	0	0.91	3.2
NBNF55	0	0.63	0	0	2.2
NBNF56					
NBNF57					
NBNF58					
NBNF59					
NBNF60					
NBNF61					
NBNF62					

Appendix G-1 Table 2. List of buildings and the maximum concentration for each contaminant of concern that exceeded the groundwater screening value observed in a well in the first water-bearing zone within 100 feet of the building footprint.

Building Number	Carbon tetrachloride µg/L	Chloroform µg/L	1,2-Dichloroethane µg/L	Tetrachloroethene µg/L	Trichloroethene µg/L
NBNF63					
NBNF64					
NBNF65					
NBNF66					
NBNF67					
NBNF68					
NBNF69					
OS495					
U416	45	8.9	87	170	2200
U424					
U448					
WAA					

Appendix G-1 Table 3. List of buildings and the maximum concentration for each contaminant of concern that exceeded the groundwater screening value observed in a plume in the first water-bearing zone within 100 feet of the building footprint.

Building Number	Carbon tetrachloride µg/L	Chloroform µg/L	1,2-Dichloroethane µg/L	Tetrachloroethene µg/L	Trichloroethene µg/L
41					
71					
111				228.13	24.77
112	0.44	20.04		22.88	
113	1.36	16.80			
115				10.85	
116	1.02	6.94		4.35	
117	2.47	7.40			
118					
121				4.50	
122				17.53	
123				7.06	
125					
131	1.14	8.05			9.91
133		7.64			
134		6.62			
135		6.62			
140		7.10			
141	1.84				35.81
142	1.81				25.07
151	0.84				
152					
153					
154	0.72				10.40
155	1.03				
161		7.14			49.13
162		7.14			16.06
164					
165					
166					
169					11.30
170					
172		6.61			175.48
173					17.82
174					35.12
175					16.43
176					17.82
179					17.27
181					12.64
182					23.26
187				4.72	
190				4.19	23.22
191					
194					35.88
195					
196					
197				3.91	54.62
198					35.88
211	5.71	19.90			11.84
212	1.14	27.80			
214	4.91	25.68		6.91	28.79
216	5.71	20.88		4.43	19.63
217	2.56	25.68		20.59	46.46
218	2.56	30.25		9.75	30.83
219	0.49	17.02		4.98	9.79
221				19.40	12.62
231	0.45	8.05			
232					
233					
234					
235					
239				23.82	
241	0.94	5.91			
242	0.50	4.78			
243	0.89	5.40			
251	0.81				

Appendix G-1 Table 3. List of buildings and the maximum concentration for each contaminant of concern that exceeded the groundwater screening value observed in a plume in the first water-bearing zone within 100 feet of the building footprint.

Building Number	Carbon tetrachloride µg/L	Chloroform µg/L	1,2-Dichloroethane µg/L	Tetrachloroethene µg/L	Trichloroethene µg/L
252	0.57	7.18			
253	0.58	10.96			
254	0.61	20.53			
255	0.63	18.52			
256	0.61	14.70			
261					
262					
264	0.37				
271		20.82			
272					28.39
273		4.76			23.33
274					
280					
281					
282					
291					
292					
293					
294					
297					
298					
299					
311				10.63	
312					
313		5.13		16.44	
314		5.60			
315		6.15		5.24	
316				15.90	
317	0.42	14.51		13.76	23.20
318	0.56	20.03		10.04	21.26
319		5.80		4.65	
322				41.06	
323				11.72	
324	0.32			16.75	
325	0.56			18.90	
326				41.06	
327				35.88	
329				28.95	
331				39.38	
332				39.38	9.65
334				12.22	9.65
335				16.64	11.38
336				40.30	
337				6.65	
341				5.38	10.70
343				4.91	
345				5.06	20.95
361	0.32	4.54			
362	0.53				
363					
364		5.78			
365		7.81			
366					
367		5.78			
368		6.88			
373		44.55			41.63
376		21.96			58.50
378					12.18
379		16.90			62.91
382		24.68			12.35
383					
391					
392					
404	3.64		12.66	53.01	173.35
405	12.16		33.22	150.63	693.61
406	1.06	10.29			10.16

Appendix G-1 Table 3. List of buildings and the maximum concentration for each contaminant of concern that exceeded the groundwater screening value observed in a plume in the first water-bearing zone within 100 feet of the building footprint.

Building Number	Carbon tetrachloride µg/L	Chloroform µg/L	1,2-Dichloroethane µg/L	Tetrachloroethene µg/L	Trichloroethene µg/L
411	32.91	39.06	129.43	190.04	2395.41
415		5.07			
418	25.51	13.56		20.93	2018.76
423	0.81				12.35
431	0.81			4.95	15.24
432					13.48
433					
435				7.35	59.86
436				4.57	27.19
438					
439				7.57	40.61
442				5.51	45.77
443				4.53	46.76
444					33.56
445				6.46	65.22
446				8.94	72.11
451					10.99
453					20.06
470		8.72			
471	9.84				570.70
472	2.38				32.01
473	0.52				
481		10.44			
482	0.40				
490					
491					
492					
493					
494					
509	58.21	17.82		34.97	1914.78
510	130.48	35.09	77.97	510.47	604.02
511	313.27	35.09	77.97	510.47	1914.78
512	58.83	18.01		79.37	1742.16
515	38.19	7.27		84.75	125.06
516	27.07	5.83	23.58	193.23	804.48
517	27.65	9.26		169.22	535.04
518	0.81			26.67	79.00
519	38.19	17.09	15.07	129.33	125.27
520	38.19	7.27		84.75	125.06
522	19.64	4.90		37.08	179.01
523	19.64	4.90		37.08	179.01
525	27.82	6.46		65.53	265.23
531	4.43	60.25	17.39	85.28	785.82
532	4.43	60.25	12.73	82.36	785.82
533	3.90	21.93		25.38	197.83
543	2.41	10.75		45.67	268.73
571					13.41
581	0.57				
582					
583					
591					
597					
610					
611	0.45				
612	11.13			21.61	39.66
614	0.45				
615					
616					
619					
622					
624					
625	1.38			4.31	21.79
651					
652					
654					
661					

Appendix G-1 Table 3. List of buildings and the maximum concentration for each contaminant of concern that exceeded the groundwater screening value observed in a plume in the first water-bearing zone within 100 feet of the building footprint.

Building Number	Carbon tetrachloride µg/L	Chloroform µg/L	1,2-Dichloroethane µg/L	Tetrachloroethene µg/L	Trichloroethene µg/L
663					
667					
671					
681	0.69				
685					
691					
693	0.50				
694	0.70				
695	0.57				
696					
697					
1277					
1288					
1399	0.67				
1601		4.50			
1602					
1631					
1632					
1677					11.05
1678					11.05
1680		6.28			39.21
1713					13.96
1714					11.69
1726					49.67
1727					10.47
1730					13.31
1735		5.17			17.50
1736					12.03
1739		6.40			175.48
1802					16.06
1826					37.53
1878				5.08	54.62
1879				6.80	36.97
1884					35.90
1885					29.22
1886				5.98	54.62
1887				7.14	36.97
1888				7.14	54.62
1889				5.99	19.73
1925					
1927					
2180	2.56	27.65		9.91	36.20
2512	0.59	8.59			
2525	0.61	12.54			
2552	0.64	4.57			
2554	0.61	20.53			
2580	0.63	6.39			
2599	0.62	8.88			
2625					
2627					
2632					
2679					
2684					
2685					
2687					
2701		26.15			10.83
2726		4.76			15.86
2727		4.76			23.33
2728					10.13
2775					28.39
2777					
2787		26.15			10.83
2801					
2802					
2806					
2808					

Appendix G-1 Table 3. List of buildings and the maximum concentration for each contaminant of concern that exceeded the groundwater screening value observed in a plume in the first water-bearing zone within 100 feet of the building footprint.

Building Number	Carbon tetrachloride µg/L	Chloroform µg/L	1,2-Dichloroethane µg/L	Tetrachloroethene µg/L	Trichloroethene µg/L
2825					
2925					
3180		6.86		21.32	9.77
3203				37.29	
3204				37.29	
3226				38.43	
3340				12.03	11.16
3526					
3527	0.33				
3555					
3577					
3649					
3724		49.47			36.31
3725		53.78			72.91
3726		53.36			70.78
3751		30.92			72.91
3775		44.55			59.93
3925					
3982					
4113	4.76	29.02		14.58	1260.73
4198					
4199	0.87		33.87		12.19
4227					10.57
4297					11.59
4298	0.34				22.29
4299	0.56				45.49
4302				6.25	38.17
4316				3.73	
4352				19.66	78.32
4377				9.06	72.11
4378				5.56	16.55
4382				6.25	38.17
4383				12.04	35.41
4384				12.04	35.41
4385					9.73
4387				3.84	16.55
4388				9.06	64.50
4399		7.83			
4406				4.14	51.68
4475				9.06	72.11
4525					
4675					
4725	0.64				
4726	1.06				10.16
4727	0.45	6.10			
4728		4.54			
4729	0.37	10.29			
4905					
4906					
4924					
4926					
4997					
4998					
4999					
5104	1.50				9.84
5105	19.64	4.90		37.08	179.01
5125	27.82	9.19		65.53	438.29
5198					25.64
5207	25.51	12.75		24.01	1914.78
5225	17.12	6.41		35.31	299.14
5226	9.42			20.52	263.38
5299	13.11			26.75	81.78
5425	7.54	36.30	70.09	46.37	256.43
5426	10.18	18.03	17.72	17.10	251.60
5475	10.18	49.94	70.09	78.53	791.39
5477	4.43	60.25	12.73	85.28	785.82

Appendix G-1 Table 3. List of buildings and the maximum concentration for each contaminant of concern that exceeded the groundwater screening value observed in a plume in the first water-bearing zone within 100 feet of the building footprint.

Building Number	Carbon tetrachloride µg/L	Chloroform µg/L	1,2-Dichloroethane µg/L	Tetrachloroethene µg/L	Trichloroethene µg/L
5626	1.58		13.19	114.38	99.59
5627	5.89			38.39	108.16
5675	27.84	11.04		82.42	30.47
5997					
5998					
5999					
6127	21.03			42.08	67.60
6167	6.47			13.55	32.84
6178	2.41			5.31	16.64
6179	11.13			21.61	39.66
6198	6.47			13.55	32.84
6199					
6205					
6206					
6298					
6299					
6301					
6325	2.78	41.83		17.42	278.92
6424	1.02				
6425					
6426	1.02				11.90
6475					
6497	0.47				11.99
6498	1.02				
6499	1.83			5.45	31.88
6501					
6525					
6526					
6527					
6575					
6675					
6925	0.41				
6926					
6928					
6929	0.77				
6930	0.71				
6931	0.79				
6951					
132N	0.85	7.02			10.68
132S		4.78			
170A					
194A					
196A					
231A					
297A					
321A		12.80		29.76	49.70
321B				28.13	9.61
321C		4.41		37.05	9.77
321D		8.25		27.76	24.37
321E				30.01	
322A				37.29	
335A				11.31	11.53
335B				11.31	14.23
4997A					
4998A					
514A	74.08	17.91	32.93	139.44	498.79
517A	27.65	10.38		169.22	535.04
518A	0.81				17.50
519A	3.64	7.81		55.84	88.57
551E	1.49		57.27	343.14	106.34
551W	1.49				79.49
581A					
581B					
581C					
5998A					
6197B					

Appendix G-1 Table 3. List of buildings and the maximum concentration for each contaminant of concern that exceeded the groundwater screening value observed in a plume in the first water-bearing zone within 100 feet of the building footprint.

Building Number	Carbon tetrachloride µg/L	Chloroform µg/L	1,2-Dichloroethane µg/L	Tetrachloroethene µg/L	Trichloroethene µg/L
6199A					
6199B					
6199D					
6299A					
6299B					
NBNF01					
NBNF02					
NBNF03					
NBNF04					
NBNF05					
NBNF06					
NBNF07					
NBNF08					14.08
NBNF09					17.45
NBNF10					13.74
NBNF11					17.53
NBNF12					29.15
NBNF13					33.55
NBNF14					43.82
NBNF15				4.72	
NBNF16					
NBNF17					
NBNF18					
NBNF19					
NBNF20					
NBNF21					
NBNF22					
NBNF23					19.80
NBNF24					
NBNF25					
NBNF26					17.27
NBNF27					21.34
NBNF28					
NBNF29					
NBNF30	0.95				
NBNF31		44.34			26.94
NBNF32		6.90			
NBNF33		10.30			38.26
NBNF34		6.90			
NBNF35		5.26			
NBNF36		5.26			
NBNF37					
NBNF38					
NBNF39					
NBNF40	0.61			5.11	79.49
NBNF42					
NBNF43					
NBNF44				9.06	64.50
NBNF45					
NBNF46					
NBNF47				5.24	33.74
NBNF48				22.10	
NBNF49				28.17	
NBNF50				28.35	
NBNF51					
NBNF52	78.96	12.22	129.43	190.04	2395.41
NBNF53	5.19	10.34		106.20	259.71
NBNF54	0.38				17.50
NBNF55	3.64	7.11		45.03	59.44
NBNF56	19.64			37.08	87.16
NBNF57					
NBNF58					
NBNF59					
NBNF60	0.34				
NBNF61					
NBNF62					

Appendix G-1 Table 3. List of buildings and the maximum concentration for each contaminant of concern that exceeded the groundwater screening value observed in a plume in the first water-bearing zone within 100 feet of the building footprint.

Building Number	Carbon tetrachloride µg/L	Chloroform µg/L	1,2-Dichloroethane µg/L	Tetrachloroethene µg/L	Trichloroethene µg/L
NBNF63					
NBNF64					
NBNF65					
NBNF66					
NBNF67					
NBNF68	0.37				
NBNF69					
OS495					
U416	28.92	17.91	129.43	190.04	2395.41
U424	0.55			5.96	14.49
U448					
WAA	0.38				

Appendix G-1 Table 4. List of buildings and the maximum concentration for each contaminant of concern that exceeded the groundwater screening value observed in a well or plume in the first water-bearing zone within 100 feet of the building footprint.

Building	Carbon tetrachloride		Chloroform		1,2-Dichloroethane		Tetrachloroethene		Trichloroethene	
Number	µg/L	Source of Max Data	µg/L	Source of Max Data	µg/L	Source of Max Data	µg/L	Source of Max Data	µg/L	Source of Max Data
41	0.00	Well	0.00	Well	0.00	Well	0.00	Well	2.10	Well
71		No Data		No Data		No Data		No Data		No Data
111	0.00	Well	1.40	Well	0.00	Well	360.00	Well	24.77	Plume
112	0.44	Plume	20.04	Plume		No Data	22.88	Plume		No Data
113	1.36	Plume	16.80	Plume		No Data		No Data		No Data
115		No Data		No Data		No Data	10.85	Plume		No Data
116	1.02	Plume	6.94	Plume		No Data	4.35	Plume		No Data
117	2.47	Plume	11.00	Well	0.00	Well	0.83	Well	4.20	Well
118		No Data		No Data		No Data		No Data		No Data
121		No Data		No Data		No Data	4.50	Plume		No Data
122		No Data		No Data		No Data	17.53	Plume		No Data
123		No Data		No Data		No Data	7.06	Plume		No Data
125		No Data		No Data		No Data		No Data		No Data
131	1.14	Plume	8.40	Well	0.00	Well	1.70	Well	9.91	Plume
133		No Data	7.64	Plume		No Data		No Data		No Data
134	1.20	Well	12.00	Well	0.00	Well	0.00	Well	1.20	Well
135	1.20	Well	12.00	Well	0.00	Well	0.00	Well	1.20	Well
140		No Data	7.10	Plume		No Data		No Data		No Data
141	1.84	Plume	3.80	Well	0.00	Well	0.00	Well	35.81	Plume
142	1.81	Plume		No Data		No Data		No Data	25.07	Plume
151	0.84	Plume		No Data		No Data		No Data		No Data
152		No Data		No Data		No Data		No Data		No Data
153		No Data		No Data		No Data		No Data		No Data
154	0.72	Plume		No Data		No Data		No Data	10.40	Plume
155	1.03	Plume		No Data		No Data		No Data		No Data
161	0.00	Well	8.30	Well	0.00	Well	0.56	Well	120.00	Well
162	0.00	Well	8.30	Well	0.00	Well	0.00	Well	16.06	Plume
164		No Data		No Data		No Data		No Data		No Data
165	0.00	Well	0.00	Well	0.00	Well	0.00	Well	0.60	Well
166	0.00	Well	0.00	Well	0.00	Well	0.00	Well	0.60	Well
169	0.00	Well	1.40	Well	0.00	Well	0.75	Well	11.30	Plume
170	0.00	Well	0.00	Well	0.00	Well	0.00	Well	1.10	Well
172	0.00	Well	7.20	Well	1.50	Well	1.10	Well	175.48	Plume
173		No Data		No Data		No Data		No Data	17.82	Plume
174		No Data		No Data		No Data		No Data	35.12	Plume
175		No Data		No Data		No Data		No Data	16.43	Plume
176		No Data		No Data		No Data		No Data	17.82	Plume
179		No Data		No Data		No Data		No Data	17.27	Plume
181	0.00	Well	0.54	Well	0.00	Well	0.00	Well	12.64	Plume
182		No Data		No Data		No Data		No Data	23.26	Plume
187		No Data		No Data		No Data	4.72	Plume		No Data
190		No Data		No Data		No Data	4.19	Plume	23.22	Plume
191		No Data		No Data		No Data		No Data		No Data
194		No Data		No Data		No Data		No Data	35.88	Plume
195		No Data		No Data		No Data		No Data		No Data
196		No Data		No Data		No Data		No Data		No Data
197	0.00	Well	0.00	Well	0.00	Well	4.30	Well	56.00	Well
198		No Data		No Data		No Data		No Data	35.88	Plume
211	7.80	Well	19.90	Plume	0.00	Well	1.50	Well	11.84	Plume
212	1.14	Plume	41.00	Well	0.00	Well	0.62	Well	4.50	Well
214	4.91	Plume	25.68	Plume		No Data	6.91	Plume	28.79	Plume
216	7.80	Well	20.88	Plume	0.00	Well	4.43	Plume	19.63	Plume
217	2.56	Plume	25.68	Plume		No Data	20.59	Plume	46.46	Plume
218	2.56	Plume	30.25	Plume		No Data	9.75	Plume	30.83	Plume
219	0.49	Plume	17.02	Plume		No Data	4.98	Plume	9.79	Plume
221	0.00	Well	1.60	Well	0.00	Well	28.00	Well	12.62	Plume
231	0.45	Plume	8.40	Well	0.00	Well	1.70	Well	2.80	Well
232		No Data		No Data		No Data		No Data		No Data

Appendix G-1 Table 4. List of buildings and the maximum concentration for each contaminant of concern that exceeded the groundwater screening value observed in a well or plume in the first water-bearing zone within 100 feet of the building footprint.

Building	Carbon tetrachloride		Chloroform		1,2-Dichloroethane		Tetrachloroethene		Trichloroethene	
Number	µg/L	Source of Max Data	µg/L	Source of Max Data	µg/L	Source of Max Data	µg/L	Source of Max Data	µg/L	Source of Max Data
233		No Data		No Data		No Data		No Data		No Data
234		No Data		No Data		No Data		No Data		No Data
235	0.00	Well	0.00	Well	0.00	Well	0.00	Well	0.00	Well
239		No Data		No Data		No Data	23.82	Plume		No Data
241	0.94	Plume	5.91	Plume		No Data		No Data		No Data
242	0.50	Plume	4.78	Plume		No Data		No Data		No Data
243	0.89	Plume	5.40	Plume		No Data		No Data		No Data
251	0.81	Plume		No Data		No Data		No Data		No Data
252	0.57	Plume	7.18	Plume		No Data		No Data		No Data
253	0.58	Plume	10.96	Plume		No Data		No Data		No Data
254	0.61	Plume	20.53	Plume		No Data		No Data		No Data
255	0.63	Plume	18.52	Plume		No Data		No Data		No Data
256	0.61	Plume	14.70	Plume		No Data		No Data		No Data
261		No Data		No Data		No Data		No Data		No Data
262		No Data		No Data		No Data		No Data		No Data
264	0.37	Plume		No Data		No Data		No Data		No Data
271		No Data	20.82	Plume		No Data		No Data		No Data
272		No Data		No Data		No Data		No Data	28.39	Plume
273	0.00	Well	11.00	Well	0.00	Well	2.20	Well	23.33	Plume
274		No Data		No Data		No Data		No Data		No Data
280		No Data		No Data		No Data		No Data		No Data
281		No Data		No Data		No Data		No Data		No Data
282		No Data		No Data		No Data		No Data		No Data
291		No Data		No Data		No Data		No Data		No Data
292	0.00	Well	0.00	Well	0.00	Well	0.00	Well	3.30	Well
293	0.00	Well	0.00	Well	0.00	Well	0.00	Well	1.00	Well
294	0.00	Well	0.00	Well	0.00	Well	0.00	Well	1.20	Well
297	0.00	Well	0.00	Well	0.00	Well	0.00	Well	0.00	Well
298	0.00	Well	0.00	Well	0.00	Well	0.00	Well	0.00	Well
299		No Data		No Data		No Data		No Data		No Data
311		No Data		No Data		No Data	10.63	Plume		No Data
312		No Data		No Data		No Data		No Data		No Data
313		No Data	5.13	Plume		No Data	16.44	Plume		No Data
314	0.00	Well	6.80	Well	0.00	Well	0.00	Well	0.00	Well
315		No Data	6.15	Plume		No Data	5.24	Plume		No Data
316		No Data		No Data		No Data	15.90	Plume		No Data
317	0.42	Plume	14.51	Plume		No Data	13.76	Plume	23.20	Plume
318	0.56	Plume	20.03	Plume		No Data	10.04	Plume	21.26	Plume
319	0.00	Well	5.80	Plume	0.00	Well	4.65	Plume	0.00	Well
322		No Data		No Data		No Data	41.06	Plume		No Data
323		No Data		No Data		No Data	11.72	Plume		No Data
324	0.32	Plume		No Data		No Data	16.75	Plume		No Data
325	0.56	Plume		No Data		No Data	18.90	Plume		No Data
326		No Data		No Data		No Data	41.06	Plume		No Data
327		No Data		No Data		No Data	35.88	Plume		No Data
329		No Data		No Data		No Data	28.95	Plume		No Data
331	0.00	Well	0.92	Well	0.00	Well	39.38	Plume	7.30	Well
332		No Data		No Data		No Data	39.38	Plume	9.65	Plume
334	0.00	Well	0.92	Well	0.00	Well	12.22	Plume	9.65	Plume
335		No Data		No Data		No Data	16.64	Plume	11.38	Plume
336		No Data		No Data		No Data	40.30	Plume		No Data
337		No Data		No Data		No Data	6.65	Plume		No Data
341		No Data		No Data		No Data	5.38	Plume	10.70	Plume
343		No Data		No Data		No Data	4.91	Plume		No Data
345	0.00	Well	0.71	Well	0.00	Well	5.06	Plume	37.00	Well
361	0.32	Plume	4.54	Plume		No Data		No Data		No Data
362	0.53	Plume		No Data		No Data		No Data		No Data
363		No Data		No Data		No Data		No Data		No Data

Appendix G-1 Table 4. List of buildings and the maximum concentration for each contaminant of concern that exceeded the groundwater screening value observed in a well or plume in the first water-bearing zone within 100 feet of the building footprint.

Building	Carbon tetrachloride		Chloroform		1,2-Dichloroethane		Tetrachloroethene		Trichloroethene	
Number	µg/L	Source of Max Data	µg/L	Source of Max Data	µg/L	Source of Max Data	µg/L	Source of Max Data	µg/L	Source of Max Data
364		No Data	5.78	Plume		No Data		No Data		No Data
365		No Data	7.81	Plume		No Data		No Data		No Data
366		No Data		No Data		No Data		No Data		No Data
367		No Data	5.78	Plume		No Data		No Data		No Data
368		No Data	6.88	Plume		No Data		No Data		No Data
373	0.00	Well	44.55	Plume	0.00	Well	0.60	Well	41.63	Plume
376		No Data	21.96	Plume		No Data		No Data	58.50	Plume
378		No Data		No Data		No Data		No Data	12.18	Plume
379	0.00	Well	16.90	Plume	0.00	Well	0.00	Well	62.91	Plume
382		No Data	24.68	Plume		No Data		No Data	12.35	Plume
383		No Data		No Data		No Data		No Data		No Data
391		No Data		No Data		No Data		No Data		No Data
392		No Data		No Data		No Data		No Data		No Data
404	8.60	Well	0.00	Well	12.66	Plume	53.01	Plume	173.35	Plume
405	12.16	Plume	1.00	Well	33.22	Plume	150.63	Plume	693.61	Plume
406	1.06	Plume	10.29	Plume	0.00	Well	0.69	Well	10.16	Plume
411	44.00	Well	39.06	Plume	129.43	Plume	190.04	Plume	2395.41	Plume
415		No Data	5.07	Plume		No Data		No Data		No Data
418	25.51	Plume	13.56	Plume	0.00	Well	20.93	Plume	2018.76	Plume
423	0.81	Plume		No Data		No Data		No Data	12.35	Plume
431	0.81	Plume	0.00	Well	0.00	Well	4.95	Plume	15.24	Plume
432	0.00	Well	0.00	Well	0.00	Well	0.55	Well	13.48	Plume
433	0.00	Well	0.00	Well	0.00	Well	0.55	Well	3.80	Well
435	0.00	Well	0.00	Well	0.00	Well	7.35	Plume	59.86	Plume
436		No Data		No Data		No Data	4.57	Plume	27.19	Plume
438		No Data		No Data		No Data		No Data		No Data
439	0.00	Well	1.10	Well	0.00	Well	7.57	Plume	40.61	Plume
442		No Data		No Data		No Data	5.51	Plume	45.77	Plume
443		No Data		No Data		No Data	4.53	Plume	46.76	Plume
444		No Data		No Data		No Data		No Data	33.56	Plume
445		No Data		No Data		No Data	6.46	Plume	65.22	Plume
446		No Data		No Data		No Data	8.94	Plume	72.11	Plume
451	0.00	Well	2.10	Well	0.00	Well	0.00	Well	10.99	Plume
453	0.00	Well	2.10	Well	0.00	Well	1.10	Well	20.06	Plume
470		No Data	8.72	Plume		No Data		No Data		No Data
471	9.84	Plume	0.00	Well	0.00	Well	0.00	Well	570.70	Plume
472	2.38	Plume	0.67	Well	0.00	Well	0.00	Well	32.01	Plume
473	0.52	Plume		No Data		No Data		No Data		No Data
481		No Data	10.44	Plume		No Data		No Data		No Data
482	0.40	Plume	37.00	Well	0.00	Well	0.61	Well	0.00	Well
490		No Data		No Data		No Data		No Data		No Data
491		No Data		No Data		No Data		No Data		No Data
492		No Data		No Data		No Data		No Data		No Data
493		No Data		No Data		No Data		No Data		No Data
494		No Data		No Data		No Data		No Data		No Data
509	58.21	Plume	17.82	Plume	0.00	Well	34.97	Plume	2900.00	Well
510	130.48	Plume	35.09	Plume	77.97	Plume	510.47	Plume	604.02	Plume
511	313.27	Plume	35.09	Plume	77.97	Plume	510.47	Plume	2900.00	Well
512	58.83	Plume	18.01	Plume	8.30	Well	79.37	Plume	2900.00	Well
515	38.19	Plume	7.27	Plume		No Data	84.75	Plume	125.06	Plume
516	27.07	Plume	5.83	Plume	23.58	Plume	193.23	Plume	804.48	Plume
517	27.65	Plume	9.26	Plume	0.00	Well	169.22	Plume	535.04	Plume
518	0.81	Plume	2.10	Well	0.00	Well	84.00	Well	270.00	Well
519	38.19	Plume	17.09	Plume	15.07	Plume	129.33	Plume	125.27	Plume
520	38.19	Plume	7.27	Plume		No Data	84.75	Plume	125.06	Plume
522	19.64	Plume	4.90	Plume		No Data	37.08	Plume	179.01	Plume
523	19.64	Plume	4.90	Plume	0.56	Well	37.08	Plume	179.01	Plume
525	27.82	Plume	6.46	Plume		No Data	65.53	Plume	265.23	Plume

Appendix G-1 Table 4. List of buildings and the maximum concentration for each contaminant of concern that exceeded the groundwater screening value observed in a well or plume in the first water-bearing zone within 100 feet of the building footprint.

Building	Carbon tetrachloride		Chloroform		1,2-Dichloroethane		Tetrachloroethene		Trichloroethene	
Number	µg/L	Source of Max Data	µg/L	Source of Max Data	µg/L	Source of Max Data	µg/L	Source of Max Data	µg/L	Source of Max Data
531	5.30	Well	77.00	Well	17.39	Plume	140.00	Well	1100.00	Well
532	5.30	Well	77.00	Well	15.00	Well	140.00	Well	1100.00	Well
533	3.90	Plume	35.00	Well	3.70	Well	29.00	Well	210.00	Well
543	2.41	Plume	10.75	Plume	0.76	Well	150.00	Well	300.00	Well
571		No Data		No Data		No Data		No Data	13.41	Plume
581	0.57	Plume		No Data		No Data		No Data		No Data
582		No Data		No Data		No Data		No Data		No Data
583		No Data		No Data		No Data		No Data		No Data
591		No Data		No Data		No Data		No Data		No Data
597		No Data		No Data		No Data		No Data		No Data
610	0.00	Well	0.00	Well	0.00	Well	0.00	Well	0.00	Well
611	0.55	Well	0.00	Well	0.00	Well	0.00	Well	0.83	Well
612	11.13	Plume		No Data		No Data	21.61	Plume	39.66	Plume
614	0.55	Well	0.00	Well	0.00	Well	0.00	Well	0.83	Well
615		No Data		No Data		No Data		No Data		No Data
616		No Data		No Data		No Data		No Data		No Data
619		No Data		No Data		No Data		No Data		No Data
622		No Data		No Data		No Data		No Data		No Data
624		No Data		No Data		No Data		No Data		No Data
625	1.38	Plume		No Data		No Data	4.31	Plume	21.79	Plume
651		No Data		No Data		No Data		No Data		No Data
652		No Data		No Data		No Data		No Data		No Data
654		No Data		No Data		No Data		No Data		No Data
661	0.00	Well	0.00	Well	0.00	Well	0.00	Well	0.00	Well
663		No Data		No Data		No Data		No Data		No Data
667		No Data		No Data		No Data		No Data		No Data
671		No Data		No Data		No Data		No Data		No Data
681	0.69	Plume		No Data		No Data		No Data		No Data
685		No Data		No Data		No Data		No Data		No Data
691		No Data		No Data		No Data		No Data		No Data
693	0.50	Plume		No Data		No Data		No Data		No Data
694	0.70	Plume		No Data		No Data		No Data		No Data
695	0.57	Plume		No Data		No Data		No Data		No Data
696		No Data		No Data		No Data		No Data		No Data
697		No Data		No Data		No Data		No Data		No Data
1277		No Data		No Data		No Data		No Data		No Data
1288		No Data		No Data		No Data		No Data		No Data
1399	0.67	Plume		No Data		No Data		No Data		No Data
1601	0.00	Well	4.50	Plume	0.00	Well	0.00	Well	0.60	Well
1602		No Data		No Data		No Data		No Data		No Data
1631	0.00	Well	0.00	Well	0.00	Well	0.00	Well	0.60	Well
1632		No Data		No Data		No Data		No Data		No Data
1677		No Data		No Data		No Data		No Data	11.05	Plume
1678		No Data		No Data		No Data		No Data	11.05	Plume
1680		No Data	6.28	Plume		No Data		No Data	39.21	Plume
1713	0.00	Well	2.50	Well	0.00	Well	1.40	Well	25.00	Well
1714		No Data		No Data		No Data		No Data	11.69	Plume
1726		No Data		No Data		No Data		No Data	49.67	Plume
1727		No Data		No Data		No Data		No Data	10.47	Plume
1730	0.00	Well	2.50	Well	0.00	Well	1.40	Well	25.00	Well
1735	0.00	Well	5.17	Plume	0.00	Well	1.40	Well	25.00	Well
1736	0.00	Well	1.40	Well	0.00	Well	0.75	Well	12.03	Plume
1739	0.00	Well	7.20	Well	1.50	Well	1.10	Well	175.48	Plume
1802		No Data		No Data		No Data		No Data	16.06	Plume
1826		No Data		No Data		No Data		No Data	37.53	Plume
1878	0.00	Well	0.00	Well	0.00	Well	5.08	Plume	56.00	Well
1879		No Data		No Data		No Data	6.80	Plume	36.97	Plume
1884		No Data		No Data		No Data		No Data	35.90	Plume

Appendix G-1 Table 4. List of buildings and the maximum concentration for each contaminant of concern that exceeded the groundwater screening value observed in a well or plume in the first water-bearing zone within 100 feet of the building footprint.

Building	Carbon tetrachloride		Chloroform		1,2-Dichloroethane		Tetrachloroethene		Trichloroethene	
Number	µg/L	Source of Max Data	µg/L	Source of Max Data	µg/L	Source of Max Data	µg/L	Source of Max Data	µg/L	Source of Max Data
1885		No Data		No Data		No Data		No Data	29.22	Plume
1886	0.00	Well	0.00	Well	0.00	Well	5.98	Plume	56.00	Well
1887		No Data		No Data		No Data	7.14	Plume	36.97	Plume
1888		No Data		No Data		No Data	7.14	Plume	54.62	Plume
1889	0.00	Well	0.00	Well	0.00	Well	5.99	Plume	19.73	Plume
1925		No Data		No Data		No Data		No Data		No Data
1927		No Data		No Data		No Data		No Data		No Data
2180	2.56	Plume	27.65	Plume		No Data	9.91	Plume	36.20	Plume
2512	0.59	Plume	8.59	Plume		No Data		No Data		No Data
2525	0.61	Plume	12.54	Plume		No Data		No Data		No Data
2552	0.64	Plume	4.57	Plume		No Data		No Data		No Data
2554	0.61	Plume	20.53	Plume		No Data		No Data		No Data
2580	0.63	Plume	6.39	Plume		No Data		No Data		No Data
2599	0.62	Plume	8.88	Plume		No Data		No Data		No Data
2625		No Data		No Data		No Data		No Data		No Data
2627		No Data		No Data		No Data		No Data		No Data
2632		No Data		No Data		No Data		No Data		No Data
2679		No Data		No Data		No Data		No Data		No Data
2684		No Data		No Data		No Data		No Data		No Data
2685		No Data		No Data		No Data		No Data		No Data
2687		No Data		No Data		No Data		No Data		No Data
2701		No Data	26.15	Plume		No Data		No Data	10.83	Plume
2726	0.00	Well	11.00	Well	0.00	Well	2.20	Well	15.86	Plume
2727	0.00	Well	11.00	Well	0.00	Well	2.20	Well	23.33	Plume
2728		No Data		No Data		No Data		No Data	10.13	Plume
2775		No Data		No Data		No Data		No Data	28.39	Plume
2777		No Data		No Data		No Data		No Data		No Data
2787		No Data	26.15	Plume		No Data		No Data	10.83	Plume
2801		No Data		No Data		No Data		No Data		No Data
2802		No Data		No Data		No Data		No Data		No Data
2806		No Data		No Data		No Data		No Data		No Data
2808		No Data		No Data		No Data		No Data		No Data
2825		No Data		No Data		No Data		No Data		No Data
2925		No Data		No Data		No Data		No Data		No Data
3180		No Data	6.86	Plume		No Data	21.32	Plume	9.77	Plume
3203		No Data		No Data		No Data	37.29	Plume		No Data
3204		No Data		No Data		No Data	37.29	Plume		No Data
3226		No Data		No Data		No Data	38.43	Plume		No Data
3340		No Data		No Data		No Data	12.03	Plume	11.16	Plume
3526		No Data		No Data		No Data		No Data		No Data
3527	0.33	Plume		No Data		No Data		No Data		No Data
3555		No Data		No Data		No Data		No Data		No Data
3577		No Data		No Data		No Data		No Data		No Data
3649		No Data		No Data		No Data		No Data		No Data
3724	0.00	Well	49.47	Plume	0.00	Well	0.00	Well	36.31	Plume
3725	0.00	Well	53.78	Plume	0.00	Well	0.00	Well	72.91	Plume
3726		No Data	53.36	Plume		No Data		No Data	70.78	Plume
3751	0.00	Well	30.92	Plume	0.00	Well	0.00	Well	72.91	Plume
3775		No Data	44.55	Plume		No Data		No Data	59.93	Plume
3925		No Data		No Data		No Data		No Data		No Data
3982		No Data		No Data		No Data		No Data		No Data
4113	4.76	Plume	29.02	Plume	0.00	Well	14.58	Plume	1260.73	Plume
4198		No Data		No Data		No Data		No Data		No Data
4199	0.87	Plume	0.00	Well	33.87	Plume	0.00	Well	12.19	Plume
4227		No Data		No Data		No Data		No Data	10.57	Plume
4297	0.00	Well	0.00	Well	0.00	Well	0.00	Well	11.59	Plume
4298	0.34	Plume		No Data		No Data		No Data	22.29	Plume
4299	0.56	Plume	0.00	Well	0.00	Well	0.00	Well	45.49	Plume

Appendix G-1 Table 4. List of buildings and the maximum concentration for each contaminant of concern that exceeded the groundwater screening value observed in a well or plume in the first water-bearing zone within 100 feet of the building footprint.

Building	Carbon tetrachloride		Chloroform		1,2-Dichloroethane		Tetrachloroethene		Trichloroethene	
Number	µg/L	Source of Max Data	µg/L	Source of Max Data	µg/L	Source of Max Data	µg/L	Source of Max Data	µg/L	Source of Max Data
4302	0.00	Well	0.00	Well	0.00	Well	6.25	Plume	38.17	Plume
4316		No Data		No Data		No Data	3.73	Plume		No Data
4352	0.00	Well	1.70	Well	0.00	Well	130.00	Well	130.00	Well
4377	0.00	Well	0.53	Well	0.00	Well	18.00	Well	110.00	Well
4378		No Data		No Data		No Data	5.56	Plume	16.55	Plume
4382	0.00	Well	0.00	Well	0.00	Well	6.25	Plume	38.17	Plume
4383		No Data		No Data		No Data	12.04	Plume	35.41	Plume
4384	0.00	Well	0.00	Well	0.00	Well	12.04	Plume	35.41	Plume
4385	0.00	Well	0.00	Well	0.00	Well	0.00	Well	9.73	Plume
4387	0.00	Well	0.00	Well	0.00	Well	3.84	Plume	16.55	Plume
4388	0.00	Well	0.00	Well	0.00	Well	9.06	Plume	64.50	Plume
4399	0.00	Well	7.83	Plume	0.00	Well	1.10	Well	21.00	Well
4406		No Data		No Data		No Data	4.14	Plume	51.68	Plume
4475	0.00	Well	0.53	Well	0.00	Well	18.00	Well	110.00	Well
4525		No Data		No Data		No Data		No Data		No Data
4675		No Data		No Data		No Data		No Data		No Data
4725	0.64	Plume		No Data		No Data		No Data		No Data
4726	1.06	Plume	1.60	Well	0.00	Well	0.00	Well	10.16	Plume
4727	0.45	Plume	6.10	Plume		No Data		No Data		No Data
4728		No Data	4.54	Plume		No Data		No Data		No Data
4729	0.37	Plume	10.29	Plume	0.00	Well	0.00	Well	4.50	Well
4905		No Data		No Data		No Data		No Data		No Data
4906		No Data		No Data		No Data		No Data		No Data
4924		No Data		No Data		No Data		No Data		No Data
4926	0.00	Well	0.00	Well	0.00	Well	0.00	Well	0.00	Well
4997	0.00	Well	0.00	Well	0.00	Well	0.00	Well	0.00	Well
4998		No Data		No Data		No Data		No Data		No Data
4999		No Data		No Data		No Data		No Data		No Data
5104	1.50	Plume	0.00	Well	0.00	Well	1.90	Well	9.84	Plume
5105	19.64	Plume	4.90	Plume		No Data	37.08	Plume	179.01	Plume
5125	27.82	Plume	9.19	Plume		No Data	65.53	Plume	438.29	Plume
5198	0.00	Well	0.63	Well	0.00	Well	0.91	Well	25.64	Plume
5207	25.51	Plume	12.75	Plume	0.00	Well	24.01	Plume	2900.00	Well
5225	17.12	Plume	6.41	Plume		No Data	35.31	Plume	299.14	Plume
5226	9.42	Plume	3.70	Well	0.56	Well	20.52	Plume	263.38	Plume
5299	13.11	Plume	3.70	Well	0.56	Well	26.75	Plume	81.78	Plume
5425	7.54	Plume	52.00	Well	70.09	Plume	46.37	Plume	340.00	Well
5426	10.18	Plume	18.03	Plume	17.72	Plume	17.10	Plume	251.60	Plume
5475	10.18	Plume	74.00	Well	70.09	Plume	78.53	Plume	791.39	Plume
5477	5.30	Well	77.00	Well	15.00	Well	140.00	Well	1100.00	Well
5626	1.58	Plume		No Data	13.19	Plume	114.38	Plume	99.59	Plume
5627	5.89	Plume	2.10	Well	1.90	Well	38.39	Plume	108.16	Plume
5675	27.84	Plume	11.04	Plume		No Data	82.42	Plume	30.47	Plume
5997		No Data		No Data		No Data		No Data		No Data
5998		No Data		No Data		No Data		No Data		No Data
5999		No Data		No Data		No Data		No Data		No Data
6127	21.03	Plume		No Data		No Data	42.08	Plume	67.60	Plume
6167	6.47	Plume		No Data		No Data	13.55	Plume	32.84	Plume
6178	2.41	Plume		No Data		No Data	5.31	Plume	16.64	Plume
6179	11.13	Plume		No Data		No Data	21.61	Plume	39.66	Plume
6198	6.47	Plume		No Data		No Data	13.55	Plume	32.84	Plume
6199	0.00	Well	0.00	Well	0.00	Well	0.00	Well	0.00	Well
6205		No Data		No Data		No Data		No Data		No Data
6206		No Data		No Data		No Data		No Data		No Data
6298		No Data		No Data		No Data		No Data		No Data
6299		No Data		No Data		No Data		No Data		No Data
6301		No Data		No Data		No Data		No Data		No Data
6325	2.78	Plume	41.83	Plume	0.00	Well	17.42	Plume	278.92	Plume

Appendix G-1 Table 4. List of buildings and the maximum concentration for each contaminant of concern that exceeded the groundwater screening value observed in a well or plume in the first water-bearing zone within 100 feet of the building footprint.

Building	Carbon tetrachloride		Chloroform		1,2-Dichloroethane		Tetrachloroethene		Trichloroethene	
Number	µg/L	Source of Max Data	µg/L	Source of Max Data	µg/L	Source of Max Data	µg/L	Source of Max Data	µg/L	Source of Max Data
6424	1.02	Plume	0.00	Well	0.00	Well	0.00	Well	0.00	Well
6425		No Data		No Data		No Data		No Data		No Data
6426	1.02	Plume	0.00	Well	0.00	Well	0.00	Well	11.90	Plume
6475		No Data		No Data		No Data		No Data		No Data
6497	0.47	Plume		No Data		No Data		No Data	11.99	Plume
6498	1.02	Plume	0.00	Well	0.00	Well	0.00	Well	0.00	Well
6499	1.83	Plume		No Data		No Data	5.45	Plume	31.88	Plume
6501		No Data		No Data		No Data		No Data		No Data
6525		No Data		No Data		No Data		No Data		No Data
6526		No Data		No Data		No Data		No Data		No Data
6527		No Data		No Data		No Data		No Data		No Data
6575		No Data		No Data		No Data		No Data		No Data
6675		No Data		No Data		No Data		No Data		No Data
6925	0.41	Plume		No Data		No Data		No Data		No Data
6926		No Data		No Data		No Data		No Data		No Data
6928		No Data		No Data		No Data		No Data		No Data
6929	0.77	Plume		No Data		No Data		No Data		No Data
6930	0.71	Plume		No Data		No Data		No Data		No Data
6931	0.79	Plume		No Data		No Data		No Data		No Data
6951		No Data		No Data		No Data		No Data		No Data
132N	1.10	Well	12.00	Well	0.00	Well	6.00	Well	10.68	Plume
132S	1.20	Well	12.00	Well	0.00	Well	0.00	Well	1.20	Well
170A		No Data		No Data		No Data		No Data		No Data
194A		No Data		No Data		No Data		No Data		No Data
196A		No Data		No Data		No Data		No Data		No Data
231A	0.00	Well	1.80	Well	0.00	Well	2.80	Well	6.30	Well
297A	0.00	Well	0.00	Well	0.00	Well	0.00	Well	0.00	Well
321A	0.00	Well	12.80	Plume	0.00	Well	29.76	Plume	49.70	Plume
321B		No Data		No Data		No Data	28.13	Plume	9.61	Plume
321C		No Data	4.41	Plume		No Data	37.05	Plume	9.77	Plume
321D		No Data	8.25	Plume		No Data	27.76	Plume	24.37	Plume
321E		No Data		No Data		No Data	30.01	Plume		No Data
322A		No Data		No Data		No Data	37.29	Plume		No Data
335A		No Data		No Data		No Data	11.31	Plume	11.53	Plume
335B		No Data		No Data		No Data	11.31	Plume	14.23	Plume
4997A		No Data		No Data		No Data		No Data		No Data
4998A		No Data		No Data		No Data		No Data		No Data
514A	74.08	Plume	17.91	Plume	32.93	Plume	139.44	Plume	498.79	Plume
517A	27.65	Plume	10.38	Plume	0.00	Well	169.22	Plume	535.04	Plume
518A	0.81	Plume	0.00	Well	0.00	Well	1.90	Well	17.50	Plume
519A	3.64	Plume	7.81	Plume	0.00	Well	55.84	Plume	88.57	Plume
551E	1.49	Plume	0.91	Well	57.27	Plume	343.14	Plume	106.34	Plume
551W	1.49	Plume	1.90	Well	0.00	Well	1.90	Well	79.49	Plume
581A		No Data		No Data		No Data		No Data		No Data
581B		No Data		No Data		No Data		No Data		No Data
581C		No Data		No Data		No Data		No Data		No Data
5998A		No Data		No Data		No Data		No Data		No Data
6197B		No Data		No Data		No Data		No Data		No Data
6199A		No Data		No Data		No Data		No Data		No Data
6199B		No Data		No Data		No Data		No Data		No Data
6199D		No Data		No Data		No Data		No Data		No Data
6299A		No Data		No Data		No Data		No Data		No Data
6299B		No Data		No Data		No Data		No Data		No Data
NBNF01		No Data		No Data		No Data		No Data		No Data
NBNF02		No Data		No Data		No Data		No Data		No Data
NBNF03		No Data		No Data		No Data		No Data		No Data
NBNF04		No Data		No Data		No Data		No Data		No Data
NBNF05		No Data		No Data		No Data		No Data		No Data

Appendix G-1 Table 4. List of buildings and the maximum concentration for each contaminant of concern that exceeded the groundwater screening value observed in a well or plume in the first water-bearing zone within 100 feet of the building footprint.

Building	Carbon tetrachloride		Chloroform		1,2-Dichloroethane		Tetrachloroethene		Trichloroethene	
Number	µg/L	Source of Max Data	µg/L	Source of Max Data	µg/L	Source of Max Data	µg/L	Source of Max Data	µg/L	Source of Max Data
NBNF06		No Data		No Data		No Data		No Data		No Data
NBNF07	0.00	Well	0.00	Well	0.00	Well	0.00	Well	0.00	Well
NBNF08		No Data		No Data		No Data		No Data	14.08	Plume
NBNF09		No Data		No Data		No Data		No Data	17.45	Plume
NBNF10		No Data		No Data		No Data		No Data	13.74	Plume
NBNF11		No Data		No Data		No Data		No Data	17.53	Plume
NBNF12		No Data		No Data		No Data		No Data	29.15	Plume
NBNF13		No Data		No Data		No Data		No Data	33.55	Plume
NBNF14		No Data		No Data		No Data		No Data	43.82	Plume
NBNF15	0.00	Well	0.95	Well	0.00	Well	6.20	Well	4.90	Well
NBNF16	0.00	Well	0.54	Well	0.00	Well	0.00	Well	3.30	Well
NBNF17		No Data		No Data		No Data		No Data		No Data
NBNF18		No Data		No Data		No Data		No Data		No Data
NBNF19		No Data		No Data		No Data		No Data		No Data
NBNF20	0.00	Well	0.00	Well	0.00	Well	0.00	Well	0.00	Well
NBNF21	0.00	Well	0.00	Well	0.00	Well	0.00	Well	0.00	Well
NBNF22		No Data		No Data		No Data		No Data		No Data
NBNF23		No Data		No Data		No Data		No Data	19.80	Plume
NBNF24		No Data		No Data		No Data		No Data		No Data
NBNF25		No Data		No Data		No Data		No Data		No Data
NBNF26		No Data		No Data		No Data		No Data	17.27	Plume
NBNF27		No Data		No Data		No Data		No Data	21.34	Plume
NBNF28		No Data		No Data		No Data		No Data		No Data
NBNF29		No Data		No Data		No Data		No Data		No Data
NBNF30	0.95	Plume		No Data		No Data		No Data		No Data
NBNF31	0.00	Well	44.34	Plume	0.00	Well	0.60	Well	26.94	Plume
NBNF32		No Data	6.90	Plume		No Data		No Data		No Data
NBNF33	0.00	Well	10.30	Plume	0.00	Well	0.00	Well	38.26	Plume
NBNF34		No Data	6.90	Plume		No Data		No Data		No Data
NBNF35		No Data	5.26	Plume		No Data		No Data		No Data
NBNF36		No Data	5.26	Plume		No Data		No Data		No Data
NBNF37		No Data		No Data		No Data		No Data		No Data
NBNF38		No Data		No Data		No Data		No Data		No Data
NBNF39	0.00	Well	2.10	Well	0.00	Well	0.00	Well	1.40	Well
NBNF40	0.61	Plume		No Data		No Data	5.11	Plume	79.49	Plume
NBNF42		No Data		No Data		No Data		No Data		No Data
NBNF43	0.00	Well	2.10	Well	0.00	Well	0.00	Well	1.40	Well
NBNF44		No Data		No Data		No Data	9.06	Plume	64.50	Plume
NBNF45	0.00	Well	2.10	Well	0.00	Well	0.00	Well	1.40	Well
NBNF46	0.00	Well	0.00	Well	0.00	Well	0.54	Well	3.30	Well
NBNF47		No Data		No Data		No Data	5.24	Plume	33.74	Plume
NBNF48	0.00	Well	0.92	Well	0.00	Well	22.10	Plume	7.30	Well
NBNF49		No Data		No Data		No Data	28.17	Plume		No Data
NBNF50		No Data		No Data		No Data	28.35	Plume		No Data
NBNF51		No Data		No Data		No Data		No Data		No Data
NBNF52	78.96	Plume	12.22	Plume	129.43	Plume	190.04	Plume	2395.41	Plume
NBNF53	5.19	Plume	10.34	Plume	0.00	Well	106.20	Plume	270.00	Well
NBNF54	0.38	Plume	0.00	Well	0.00	Well	0.91	Well	17.50	Plume
NBNF55	3.64	Plume	7.11	Plume	0.00	Well	45.03	Plume	59.44	Plume
NBNF56	19.64	Plume		No Data		No Data	37.08	Plume	87.16	Plume
NBNF57		No Data		No Data		No Data		No Data		No Data
NBNF58		No Data		No Data		No Data		No Data		No Data
NBNF59		No Data		No Data		No Data		No Data		No Data
NBNF60	0.34	Plume		No Data		No Data		No Data		No Data
NBNF61		No Data		No Data		No Data		No Data		No Data
NBNF62		No Data		No Data		No Data		No Data		No Data
NBNF63		No Data		No Data		No Data		No Data		No Data
NBNF64		No Data		No Data		No Data		No Data		No Data

Appendix G-1 Table 4. List of buildings and the maximum concentration for each contaminant of concern that exceeded the groundwater screening value observed in a well or plume in the first water-bearing zone within 100 feet of the building footprint.

Building	Carbon tetrachloride		Chloroform		1,2-Dichloroethane		Tetrachloroethene		Trichloroethene	
Number	µg/L	Source of Max Data	µg/L	Source of Max Data	µg/L	Source of Max Data	µg/L	Source of Max Data	µg/L	Source of Max Data
NBNF65		No Data		No Data		No Data		No Data		No Data
NBNF66		No Data		No Data		No Data		No Data		No Data
NBNF67		No Data		No Data		No Data		No Data		No Data
NBNF68	0.37	Plume		No Data		No Data		No Data		No Data
NBNF69		No Data		No Data		No Data		No Data		No Data
OS495		No Data		No Data		No Data		No Data		No Data
U416	45.00	Well	17.91	Plume	129.43	Plume	190.04	Plume	2395.41	Plume
U424	0.55	Plume		No Data		No Data	5.96	Plume	14.49	Plume
U448		No Data		No Data		No Data		No Data		No Data
WAA	0.38	Plume		No Data		No Data		No Data		No Data

Appendix G-1 Table 5. Site specific groundwater screening levels for Lawrence Livermore National Laboratory.

Constituent	CAS#	Groundwater Screening Level µg/L
Target groundwater concentration at TCR = 1E-06 or THQ = 1.0, Groundwater temperature = 20 degC, Industrial site use		
1,1,1-Trichloroethane[1]	71-55-6	7700
1,1,2-Trichloroethane	79-00-5	29
1,1-Dichloroethane	75-34-3	41
1,1-Dichloroethene[1]	75-35-4	340
1,2-Dichloroethane	107-06-2	12
Carbon tetrachloride	56-23-5	2.2
Chloroform	67-66-3	4.3
Tetrachloroethene[1]	127-18-4	3.6
Trichloroethene	79-01-6	9.3
Trichlorofluoromethane[1]	75-69-4	1600
Trichlorotrifluoroethane	76-13-1	1200
Vinyl chloride[1]	75-01-4	0.16
cis-1,2-Dichloroethene[1]	156-59-2	260
trans-1,2-Dichloroethene	156-60-5	550

Reference:

The site-specific screening values were determined using U.S. Environmental Protection Agency (https://epa-visl.ornl.gov/cgi-bin/visl_search), Vapor Intrusion Screening Level (VISL) Calculator (accessed February 24, 2022) in conjunction with the toxicity values (reference concentration and cancer risk values) to meet the requirements outlined in the Human Health Risk Assessment Note 10 – DTSC Modified Toxicity Criteria (February 2019).

Notes:

[1]DTSC toxicity values were selected and used in the VISL Calculator.

TCR = Target cancer risk

THQ = Target hazard quotient

THQ = Target hazard quotient

CAS# = Chemical Abstracts Service Registry Number

µg/L = Micrograms per liter

Appendix G-1 Table 6. Prioritized list of buildings, maximum concentration for each contaminant of concern divided by its respective screening level, final rank score, and rank group for buildings.

Building Number	Carbon tetrachloride Rank Score	Chloroform Rank Score	1,2-Dichloroethane Rank Score	Tetrachloroethene Rank Score	Trichloroethene Rank Score	Final Rank Score	Building Rank Group	Notes
511	142.40	8.16	6.50	141.80	311.83	610.68	1	Included in long-term sampling program.
512	26.74	4.19	0.69	22.05	311.83	365.50	1	Sampled during 2018-2019 campaign. No PCE or TCE detected.
NBNF52	35.89	2.84	10.79	52.79	257.57	359.88	1	No sampling based on 2018-2019 campaign.
509	26.46	4.15	0.00	9.71	311.83	352.15	1	No sampling based on 2018-2019 campaign.
411	20.00	9.08	10.79	52.79	257.57	350.23	1	Included in long-term sampling program.
U416	20.45	4.16	10.79	52.79	257.57	345.77	1	Sampled during 2018-2019 campaign. No PCE or TCE detected.
5207	11.60	2.97	0.00	6.67	311.83	333.06	1	Sampled during 2018-2019 campaign. No PCE or TCE detected.
510	59.31	8.16	6.50	141.80	64.95	280.71	1	No sampling based on 2018-2019 campaign.
418	11.60	3.15	0.00	5.81	217.07	237.64	1	Included in long-term sampling program.
531	2.41	17.91	1.45	38.89	118.28	178.93	2	Sampled during 2018-2019 campaign. No PCE or TCE detected.
532	2.41	17.91	1.25	38.89	118.28	178.73	2	Sampled during 2018-2019 campaign. No PCE or TCE detected.
5477	2.41	17.91	1.25	38.89	118.28	178.73	2	Included in long-term sampling program.
516	12.31	1.36	1.96	53.67	86.50	155.80	2	Included in long-term sampling program.
4113	2.17	6.75	0.00	4.05	135.56	148.53	2	No sampling based on 2018-2019 campaign.
5475	4.63	17.21	5.84	21.81	85.10	134.58	2	No sampling based on 2018-2019 campaign.
514A	33.67	4.16	2.74	38.73	53.63	132.95	2	No sampling based on 2018-2019 campaign.
405	5.53	0.23	2.77	41.84	74.58	124.95	2	Sampled during 2018-2019 campaign. No PCE or TCE detected.
517A	12.57	2.41	0.00	47.01	57.53	119.52	2	Sampled during 2018-2019 campaign. No PCE or TCE detected.
517	12.57	2.15	0.00	47.01	57.53	119.26	2	Included in long-term sampling program.
551E	0.68	0.21	4.77	95.32	11.43	112.41	2	Included in long-term sampling program.
111	0.00	0.33	0.00	100.00	2.66	102.99	2	Included in long-term sampling program.
5125	12.65	2.14		18.20	47.13	80.11	2	Sampled during 2018-2019 campaign. No PCE or TCE detected.
543	1.10	2.50	0.06	41.67	32.26	77.59	2	Included in long-term sampling program.
519	17.36	3.97	1.26	35.93	13.47	71.99	2	Included in long-term sampling program.
5425	3.43	12.09	5.84	12.88	36.56	70.80	2	No sampling based on 2018-2019 campaign.
471	4.47	0.00	0.00	0.00	61.37	65.84	2	Included in long-term sampling program.
NBNF53	2.36	2.40	0.00	29.50	29.03	63.29	2	No sampling based on 2018-2019 campaign.
525	12.65	1.50		18.20	28.52	60.87	2	Sampled during 2018-2019 campaign. No PCE or TCE detected.
515	17.36	1.69		23.54	13.45	56.04	2	Included in long-term sampling program.
520	17.36	1.69		23.54	13.45	56.04	2	No sampling based on 2018-2019 campaign.
518	0.37	0.49	0.00	23.33	29.03	53.22	2	No sampling based on 2018-2019 campaign.
5225	7.78	1.49		9.81	32.17	51.25	2	Included in long-term sampling program.
4352	0.00	0.40	0.00	36.11	13.98	50.48	2	No sampling based on 2018-2019 campaign.
6325	1.26	9.73	0.00	4.84	29.99	45.82	2	Sampled during 2018-2019 campaign. No PCE or TCE detected.
5626	0.72		1.10	31.77	10.71	44.30	2	Sampled during 2018-2019 campaign. No PCE or TCE detected.
5426	4.63	4.19	1.48	4.75	27.05	42.10	2	No sampling based on 2018-2019 campaign.
5675	12.65	2.57		22.89	3.28	41.39	2	Sampled during 2018-2019 campaign. No PCE or TCE detected.
533	1.77	8.14	0.31	8.06	22.58	40.85	2	Sampled during 2018-2019 campaign. No PCE or TCE detected.
523	8.93	1.14	0.05	10.30	19.25	39.66	2	Included in long-term sampling program.
522	8.93	1.14		10.30	19.25	39.61	2	Sampled during 2018-2019 campaign. No PCE or TCE detected.
5105	8.93	1.14		10.30	19.25	39.61	2	Sampled during 2018-2019 campaign. No PCE or TCE detected.
5226	4.28	0.86	0.05	5.70	28.32	39.21	2	Sampled during 2018-2019 campaign. No PCE or TCE detected.
404	3.91	0.00	1.05	14.72	18.64	38.33	2	Sampled during 2018-2019 campaign. No PCE or TCE detected.
NBNF56	8.93			10.30	9.37	28.60	3	No sampling based on 2018-2019 campaign.
6127	9.56			11.69	7.27	28.52	3	Sampled during 2018-2019 campaign. No PCE or TCE detected.
519A	1.66	1.82	0.00	15.51	9.52	28.51	3	Included in long-term sampling program.
5627	2.68	0.49	0.16	10.67	11.63	25.62	3	Included in long-term sampling program.
5299	5.96	0.86	0.05	7.43	8.79	23.09	3	No sampling based on 2018-2019 campaign.
NBNF55	1.66	1.65	0.00	12.51	6.39	22.21	3	No sampling based on 2018-2019 campaign.
172	0.00	1.67	0.13	0.31	18.87	20.97	3	
1739	0.00	1.67	0.13	0.31	18.87	20.97	3	
3725	0.00	12.51	0.00	0.00	7.84	20.35	3	
3726		12.41			7.61	20.02	3	
217	1.16	5.97		5.72	5.00	17.85	3	
4377	0.00	0.12	0.00	5.00	11.83	16.95	3	
4475	0.00	0.12	0.00	5.00	11.83	16.95	3	
3775		10.36			6.44	16.81	3	
321A	0.00	2.98	0.00	8.27	5.34	16.59	3	
3724	0.00	11.51	0.00	0.00	3.90	15.41	3	

Appendix G-1 Table 6. Prioritized list of buildings, maximum concentration for each contaminant of concern divided by its respective screening level, final rank score, and rank group for buildings.

Building Number	Carbon tetrachloride Rank Score	Chloroform Rank Score	1,2-Dichloroethane Rank Score	Tetrachloroethene Rank Score	Trichloroethene Rank Score	Final Rank Score	Building Rank Group	Notes
612	5.06			6.00	4.26	15.33	3	
6179	5.06			6.00	4.26	15.33	3	
3751	0.00	7.19	0.00	0.00	7.84	15.03	3	
373	0.00	10.36	0.00	0.17	4.48	15.01	3	
161	0.00	1.93	0.00	0.16	12.90	14.99	3	
2180	1.16	6.43		2.75	3.89	14.24	3	
218	1.16	7.03		2.71	3.31	14.22	3	
NBNF31	0.00	10.31	0.00	0.17	2.90	13.37	3	
214	2.23	5.97		1.92	3.10	13.22	3	
321C		1.03		10.29	1.05	12.37	4	
321D		1.92		7.71	2.62	12.25	4	
332				10.94	1.04	11.98	4	
331	0.00	0.21	0.00	10.94	0.78	11.94	4	
216	3.55	4.86	0.00	1.23	2.11	11.74	4	
322				11.40		11.40	4	
326				11.40		11.40	4	
376		5.11			6.29	11.40	4	
112	0.20	4.66		6.36		11.22	4	
336				11.19		11.19	4	
212	0.52	9.53	0.00	0.17	0.48	10.71	4	
379	0.00	3.93	0.00	0.00	6.76	10.69	4	
3226				10.67		10.67	4	
3203				10.36		10.36	4	
3204				10.36		10.36	4	
322A				10.36		10.36	4	
NBNF40	0.28			1.42	8.55	10.25	4	
446				2.48	7.75	10.24	4	
6167	2.94			3.76	3.53	10.24	4	
6198	2.94			3.76	3.53	10.24	4	
551W	0.68	0.44	0.00	0.53	8.55	10.19	4	Included in long-term sampling program.
318	0.25	4.66		2.79	2.29	9.99	4	
327				9.97		9.97	4	
317	0.19	3.37		3.82	2.50	9.88	4	
211	3.55	4.63	0.00	0.42	1.27	9.86	4	
221	0.00	0.37	0.00	7.78	1.36	9.51	4	
4388	0.00	0.00	0.00	2.52	6.94	9.45	4	
NBNF44				2.52	6.94	9.45	4	
482	0.18	8.60	0.00	0.17	0.00	8.96	4	
321B				7.81	1.03	8.85	4	
445				1.80	7.01	8.81	4	
3180		1.60		5.92	1.05	8.57	4	
435	0.00	0.00	0.00	2.04	6.44	8.48	4	
321E				8.34		8.34	4	
329				8.04		8.04	4	
NBNF50				7.87		7.87	4	
1888				1.98	5.87	7.86	4	
NBNF49				7.83		7.83	4	
1886	0.00	0.00	0.00	1.66	6.02	7.68	4	
1878	0.00	0.00	0.00	1.41	6.02	7.43	4	
2701		6.08			1.16	7.25	4	
2787		6.08			1.16	7.25	4	
197	0.00	0.00	0.00	1.19	6.02	7.22	4	
4383				3.34	3.81	7.15	4	
4384	0.00	0.00	0.00	3.34	3.81	7.15	4	
NBNF48	0.00	0.21	0.00	6.14	0.78	7.14	4	
382		5.74			1.33	7.07	4	
439	0.00	0.26	0.00	2.10	4.37	6.72	4	
4406				1.15	5.56	6.71	4	
239				6.62		6.62	4	

Appendix G-1 Table 6. Prioritized list of buildings, maximum concentration for each contaminant of concern divided by its respective screening level, final rank score, and rank group for buildings.

Building Number	Carbon tetrachloride Rank Score	Chloroform Rank Score	1,2-Dichloroethane Rank Score	Tetrachloroethene Rank Score	Trichloroethene Rank Score	Final Rank Score	Building Rank Group	Notes
219	0.22	3.96		1.38	1.05	6.62	4	
NBNF33	0.00	2.40	0.00	0.00	4.11	6.51	4	
442				1.53	4.92	6.45	4	
443				1.26	5.03	6.29	4	
132N	0.50	2.79	0.00	1.67	1.15	6.11	4	
1887				1.98	3.98	5.96	4	
1879				1.89	3.98	5.86	4	
335				4.62	1.22	5.85	4	
4302	0.00	0.00	0.00	1.73	4.10	5.84	4	
4382	0.00	0.00	0.00	1.73	4.10	5.84	4	
6499	0.83			1.51	3.43	5.77	4	
313		1.19		4.57		5.76	4	
273	0.00	2.56	0.00	0.61	2.51	5.68	4	
2727	0.00	2.56	0.00	0.61	2.51	5.68	4	
1680		1.46			4.22	5.68	4	
141	0.84	0.88	0.00	0.00	3.85	5.57	4	
345	0.00	0.17	0.00	1.41	3.98	5.55	4	
325	0.25			5.25		5.51	4	
1726					5.34	5.34	4	
4299	0.25	0.00	0.00	0.00	4.89	5.15	4	
NBNF47				1.46	3.63	5.08	4	
254	0.28	4.77				5.05	4	
2554	0.28	4.77				5.05	4	
2726	0.00	2.56	0.00	0.61	1.70	4.87	4	
122				4.87		4.87	4	
271		4.84				4.84	4	
324	0.15			4.65		4.80	4	
NBNF14					4.71	4.71	4	
472	1.08	0.16	0.00	0.00	3.44	4.68	4	
335B				3.14	1.53	4.67	4	
334	0.00	0.21	0.00	3.40	1.04	4.65	4	
255	0.29	4.31				4.59	4	
3340				3.34	1.20	4.54	4	
4199	0.40	0.00	2.82	0.00	1.31	4.53	4	No sampling based on 2018-2019 campaign.
113	0.62	3.91				4.52	4	
316				4.42		4.42	4	
4399	0.00	1.82	0.00	0.31	2.26	4.39	4	
335A				3.14	1.24	4.38	4	
117	1.12	2.56	0.00	0.23	0.45	4.36	4	
6178	1.10			1.47	1.79	4.36	4	
1735	0.00	1.20	0.00	0.39	2.69	4.28	4	
436				1.27	2.92	4.19	4	
625	0.63			1.20	2.34	4.17	4	
406	0.48	2.39	0.00	0.19	1.09	4.16	4	No sampling based on 2018-2019 campaign.
1826					4.04	4.04	4	
131	0.52	1.95	0.00	0.47	1.07	4.01	4	
1884					3.86	3.86	4	
194					3.86	3.86	4	
198					3.86	3.86	4	
1889	0.00	0.00	0.00	1.66	2.12	3.79	4	
174					3.78	3.78	4	
256	0.28	3.42				3.70	4	
190				1.16	2.50	3.66	4	
1713	0.00	0.58	0.00	0.39	2.69	3.66	4	
1730	0.00	0.58	0.00	0.39	2.69	3.66	4	
162	0.00	1.93	0.00	0.00	1.73	3.66	4	
444					3.61	3.61	4	
NBNF13					3.61	3.61	4	
142	0.82				2.70	3.52	4	

Appendix G-1 Table 6. Prioritized list of buildings, maximum concentration for each contaminant of concern divided by its respective screening level, final rank score, and rank group for buildings.

Building Number	Carbon tetrachloride Rank Score	Chloroform Rank Score	1,2-Dichloroethane Rank Score	Tetrachloroethene Rank Score	Trichloroethene Rank Score	Final Rank Score	Building Rank Group	Notes
134	0.55	2.79	0.00	0.00	0.13	3.47	4	
135	0.55	2.79	0.00	0.00	0.13	3.47	4	
132S	0.55	2.79	0.00	0.00	0.13	3.47	4	
U424	0.25			1.66	1.56	3.46	4	
431	0.37	0.00	0.00	1.37	1.64	3.38	4	
4378				1.54	1.78	3.32	4	
116	0.47	1.61		1.21		3.29	4	
323				3.26		3.26	4	
2525	0.28	2.92				3.20	4	
5198	0.00	0.15	0.00	0.25	2.76	3.16	4	No sampling based on 2018-2019 campaign.
1885					3.14	3.14	4	
NBNF12					3.13	3.13	4	
272					3.05	3.05	4	
2775					3.05	3.05	4	
4729	0.17	2.39	0.00	0.00	0.48	3.05	4	
115				3.01		3.01	4	
311				2.95		2.95	4	
453	0.00	0.49	0.00	0.31	2.16	2.95	4	
231	0.20	1.95	0.00	0.47	0.30	2.93	4	
315		1.43		1.46		2.88	4	
4387	0.00	0.00	0.00	1.07	1.78	2.85	4	
253	0.26	2.55				2.81	4	
518A	0.37	0.00	0.00	0.53	1.88	2.78	4	Sampled during 2018-2019 campaign. No PCE or TCE detected.
341				1.50	1.15	2.65	4	
319	0.00	1.35	0.00	1.29	0.00	2.64	4	
4298	0.15				2.40	2.55	4	
182					2.50	2.50	4	
NBNF15	0.00	0.22	0.00	1.72	0.53	2.47	4	
481		2.43				2.43	4	
2599	0.28	2.06				2.35	4	
NBNF54	0.17	0.00	0.00	0.25	1.88	2.31	4	No sampling based on 2018-2019 campaign.
NBNF27					2.29	2.29	4	
5104	0.68	0.00	0.00	0.53	1.06	2.27	4	No sampling based on 2018-2019 campaign.
2512	0.27	2.00				2.27	4	
NBNF23					2.13	2.13	4	
470		2.03				2.03	4	
123				1.96		1.96	4	
4726	0.48	0.37	0.00	0.00	1.09	1.95	4	
252	0.26	1.67				1.93	4	
173					1.92	1.92	4	
176					1.92	1.92	4	
NBNF11					1.88	1.88	4	
NBNF09					1.88	1.88	4	
231A	0.00	0.42	0.00	0.78	0.68	1.87	4	
179					1.86	1.86	4	
NBNF26					1.86	1.86	4	
337				1.85		1.85	4	
1736	0.00	0.33	0.00	0.21	1.29	1.83	4	
365		1.82				1.82	4	
241	0.43	1.38				1.80	4	
133		1.78				1.78	4	
2580	0.29	1.48				1.77	4	
175					1.77	1.77	4	
169	0.00	0.33	0.00	0.21	1.21	1.75	4	
6426	0.46	0.00	0.00	0.00	1.28	1.74	4	
1802					1.73	1.73	4	
423	0.37				1.33	1.70	4	
451	0.00	0.49	0.00	0.00	1.18	1.67	4	
243	0.41	1.26				1.66	4	

Appendix G-1 Table 6. Prioritized list of buildings, maximum concentration for each contaminant of concern divided by its respective screening level, final rank score, and rank group for buildings.

Building Number	Carbon tetrachloride Rank Score	Chloroform Rank Score	1,2-Dichloroethane Rank Score	Tetrachloroethene Rank Score	Trichloroethene Rank Score	Final Rank Score	Building Rank Group	Notes
140		1.65				1.65	4	
4727	0.20	1.42				1.62	4	
NBNF32		1.61				1.61	4	
NBNF34		1.61				1.61	4	
432	0.00	0.00	0.00	0.15	1.45	1.60	4	
368		1.60				1.60	4	
314	0.00	1.58	0.00	0.00	0.00	1.58	4	
NBNF08					1.51	1.51	4	
6497	0.21				1.29	1.50	4	
181	0.00	0.13	0.00	0.00	1.36	1.48	4	
NBNF10					1.48	1.48	4	
154	0.33				1.12	1.45	4	
571					1.44	1.44	4	
343				1.36		1.36	4	
2552	0.29	1.06				1.35	4	
364		1.35				1.35	4	
367		1.35				1.35	4	
242	0.23	1.11				1.34	4	
187				1.31		1.31	4	
378					1.31	1.31	4	
1714					1.26	1.26	4	
121				1.25		1.25	4	
4297	0.00	0.00	0.00	0.00	1.25	1.25	4	
NBNF35		1.22				1.22	4	
NBNF36		1.22				1.22	4	
361	0.15	1.06				1.20	4	
1677					1.19	1.19	4	
1678					1.19	1.19	4	
415		1.18				1.18	4	
4227					1.14	1.14	4	
1727					1.13	1.13	4	
1601	0.00	1.05	0.00	0.00	0.06	1.11	4	
2728					1.09	1.09	4	
4728		1.06				1.06	4	
4385	0.00	0.00	0.00	0.00	1.05	1.05	4	
4316				1.04		1.04	4	
41	0.00	0.00	0.00	0.00	0.23	0.00	0	
71						0.00	0	
118						0.00	0	
125						0.00	0	
151	0.38					0.00	0	
152						0.00	0	
153						0.00	0	
155	0.47					0.00	0	
164						0.00	0	
165	0.00	0.00	0.00	0.00	0.06	0.00	0	
166	0.00	0.00	0.00	0.00	0.06	0.00	0	
170	0.00	0.00	0.00	0.00	0.12	0.00	0	
191						0.00	0	
195						0.00	0	
196						0.00	0	
232						0.00	0	
233						0.00	0	
234						0.00	0	
235	0.00	0.00	0.00	0.00	0.00	0.00	0	
251	0.37					0.00	0	
261						0.00	0	
262						0.00	0	
264	0.17					0.00	0	

Appendix G-1 Table 6. Prioritized list of buildings, maximum concentration for each contaminant of concern divided by its respective screening level, final rank score, and rank group for buildings.

Building Number	Carbon tetrachloride Rank Score	Chloroform Rank Score	1,2-Dichloroethane Rank Score	Tetrachloroethene Rank Score	Trichloroethene Rank Score	Final Rank Score	Building Rank Group	Notes
274						0.00	0	
280						0.00	0	
281						0.00	0	
282						0.00	0	
291						0.00	0	
292	0.00	0.00	0.00	0.00	0.35	0.00	0	
293	0.00	0.00	0.00	0.00	0.11	0.00	0	
294	0.00	0.00	0.00	0.00	0.13	0.00	0	
297	0.00	0.00	0.00	0.00	0.00	0.00	0	
298	0.00	0.00	0.00	0.00	0.00	0.00	0	
299						0.00	0	
312						0.00	0	
362	0.24					0.00	0	
363						0.00	0	
366						0.00	0	
383						0.00	0	
391						0.00	0	
392						0.00	0	
433	0.00	0.00	0.00	0.15	0.41	0.00	0	
438						0.00	0	
473	0.24					0.00	0	
490						0.00	0	
491						0.00	0	
492						0.00	0	
493						0.00	0	
494						0.00	0	
581	0.26					0.00	0	
582						0.00	0	
583						0.00	0	
591						0.00	0	
597						0.00	0	
610	0.00	0.00	0.00	0.00	0.00	0.00	0	
611	0.25	0.00	0.00	0.00	0.09	0.00	0	
614	0.25	0.00	0.00	0.00	0.09	0.00	0	
615						0.00	0	
616						0.00	0	
619						0.00	0	
622						0.00	0	
624						0.00	0	
651						0.00	0	
652						0.00	0	
654						0.00	0	
661	0.00	0.00	0.00	0.00	0.00	0.00	0	
663						0.00	0	
667						0.00	0	
671						0.00	0	
681	0.31					0.00	0	
685						0.00	0	
691						0.00	0	
693	0.23					0.00	0	
694	0.32					0.00	0	
695	0.26					0.00	0	
696						0.00	0	
697						0.00	0	
1277						0.00	0	
1288						0.00	0	
1399	0.30					0.00	0	
1602						0.00	0	
1631	0.00	0.00	0.00	0.00	0.06	0.00	0	

Appendix G-1 Table 6. Prioritized list of buildings, maximum concentration for each contaminant of concern divided by its respective screening level, final rank score, and rank group for buildings.

Building Number	Carbon tetrachloride Rank Score	Chloroform Rank Score	1,2-Dichloroethane Rank Score	Tetrachloroethene Rank Score	Trichloroethene Rank Score	Final Rank Score	Building Rank Group	Notes
1632						0.00	0	
1925						0.00	0	
1927						0.00	0	
2625						0.00	0	
2627						0.00	0	
2632						0.00	0	
2679						0.00	0	
2684						0.00	0	
2685						0.00	0	
2687						0.00	0	
2777						0.00	0	
2801						0.00	0	
2802						0.00	0	
2806						0.00	0	
2808						0.00	0	
2825						0.00	0	
2925						0.00	0	
3526						0.00	0	
3527	0.15					0.00	0	
3555						0.00	0	
3577						0.00	0	
3649						0.00	0	
3925						0.00	0	
3982						0.00	0	
4198						0.00	0	No sampling based on 2018-2019 campaign.
4525						0.00	0	
4675						0.00	0	
4725	0.29					0.00	0	
4905						0.00	0	
4906						0.00	0	
4924						0.00	0	
4926	0.00	0.00	0.00	0.00	0.00	0.00	0	
4997	0.00	0.00	0.00	0.00	0.00	0.00	0	
4998						0.00	0	
4999						0.00	0	
5997						0.00	0	
5998						0.00	0	
5999						0.00	0	
6199	0.00	0.00	0.00	0.00	0.00	0.00	0	
6205						0.00	0	
6206						0.00	0	
6298						0.00	0	
6299						0.00	0	
6301						0.00	0	
6424	0.46	0.00	0.00	0.00	0.00	0.00	0	
6425						0.00	0	
6475						0.00	0	
6498	0.46	0.00	0.00	0.00	0.00	0.00	0	
6501						0.00	0	
6525						0.00	0	
6526						0.00	0	
6527						0.00	0	
6575						0.00	0	
6675						0.00	0	
6925	0.19					0.00	0	
6926						0.00	0	
6928						0.00	0	
6929	0.35					0.00	0	
6930	0.32					0.00	0	

Appendix G-1 Table 6. Prioritized list of buildings, maximum concentration for each contaminant of concern divided by its respective screening level, final rank score, and rank group for buildings.

Building Number	Carbon tetrachloride Rank Score	Chloroform Rank Score	1,2-Dichloroethane Rank Score	Tetrachloroethene Rank Score	Trichloroethene Rank Score	Final Rank Score	Building Rank Group	Notes
6931	0.36					0.00	0	
6951						0.00	0	
170A						0.00	0	
194A						0.00	0	
196A						0.00	0	
297A	0.00	0.00	0.00	0.00	0.00	0.00	0	
4997A						0.00	0	
4998A						0.00	0	
581A						0.00	0	
581B						0.00	0	
581C						0.00	0	
5998A						0.00	0	
6197B						0.00	0	
6199A						0.00	0	
6199B						0.00	0	
6199D						0.00	0	
6299A						0.00	0	
6299B						0.00	0	
NBNF01						0.00	0	
NBNF02						0.00	0	
NBNF03						0.00	0	
NBNF04						0.00	0	
NBNF05						0.00	0	
NBNF06						0.00	0	
NBNF07	0.00	0.00	0.00	0.00	0.00	0.00	0	
NBNF16	0.00	0.13	0.00	0.00	0.35	0.00	0	
NBNF17						0.00	0	
NBNF18						0.00	0	
NBNF19						0.00	0	
NBNF20	0.00	0.00	0.00	0.00	0.00	0.00	0	
NBNF21	0.00	0.00	0.00	0.00	0.00	0.00	0	
NBNF22						0.00	0	
NBNF24						0.00	0	
NBNF25						0.00	0	
NBNF28						0.00	0	
NBNF29						0.00	0	
NBNF30	0.43					0.00	0	
NBNF37						0.00	0	
NBNF38						0.00	0	
NBNF39	0.00	0.49	0.00	0.00	0.15	0.00	0	
NBNF42						0.00	0	
NBNF43	0.00	0.49	0.00	0.00	0.15	0.00	0	
NBNF45	0.00	0.49	0.00	0.00	0.15	0.00	0	
NBNF46	0.00	0.00	0.00	0.15	0.35	0.00	0	
NBNF51						0.00	0	
NBNF57						0.00	0	
NBNF58						0.00	0	
NBNF59						0.00	0	
NBNF60	0.16					0.00	0	
NBNF61						0.00	0	
NBNF62						0.00	0	
NBNF63						0.00	0	
NBNF64						0.00	0	
NBNF65						0.00	0	
NBNF66						0.00	0	
NBNF67						0.00	0	
NBNF68	0.17					0.00	0	
NBNF69						0.00	0	
OS495						0.00	0	

Appendix G-1 Table 6. Prioritized list of buildings, maximum concentration for each contaminant of concern divided by its respective screening level, final rank score, and rank group for buildings.

Building Number	Carbon tetrachloride Rank Score	Chloroform Rank Score	1,2-Dichloroethane Rank Score	Tetrachloroethene Rank Score	Trichloroethene Rank Score	Final Rank Score	Building Rank Group	Notes
U448						0.00	0	
WAA	0.17					0.00	0	

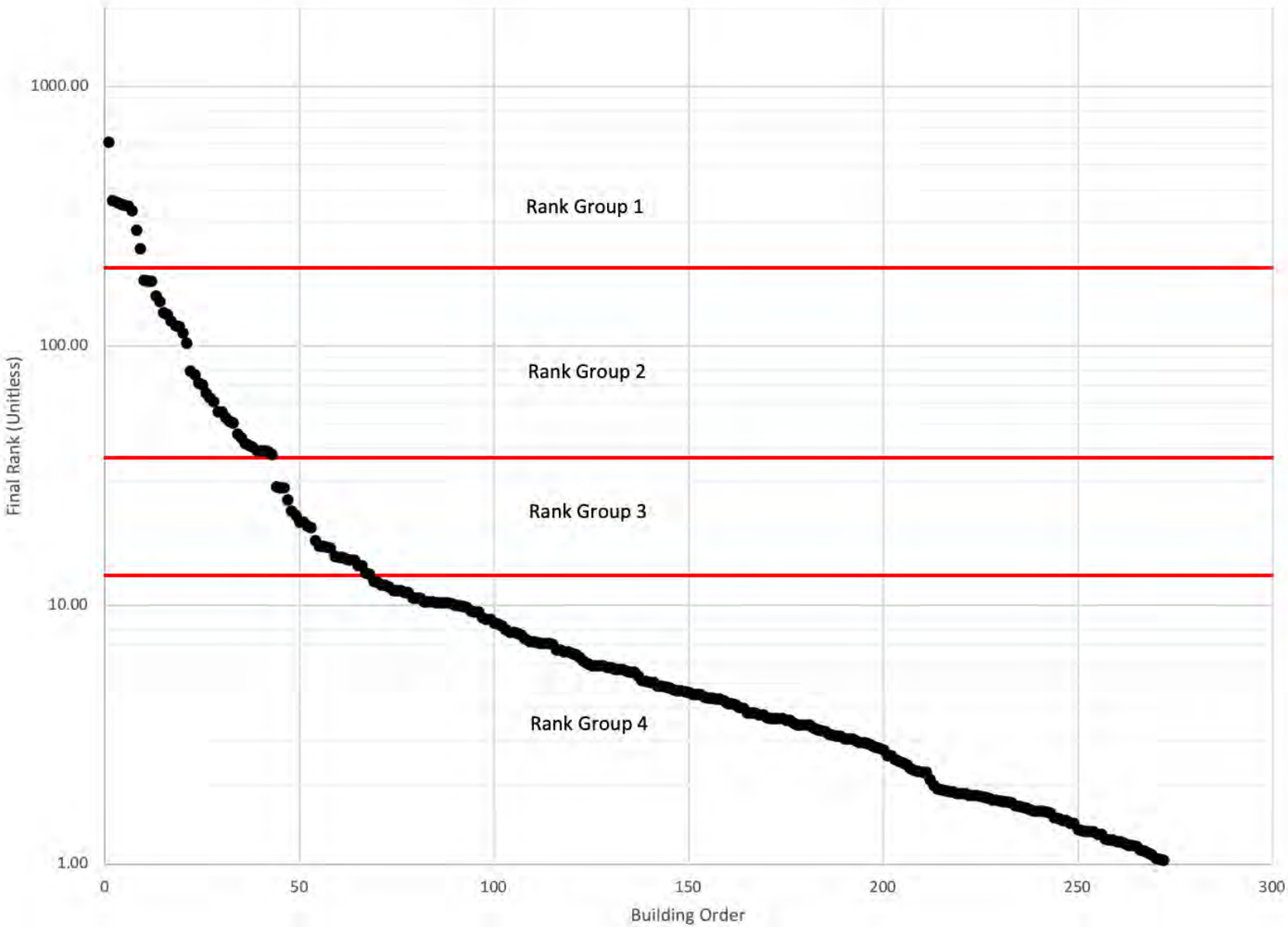

Appendix G-1 Figure 1. Distribution of the final rank score for all buildings.

Appendix G-2

Vapor Intrusion

Long-term Sampling Program Status

Appendix G-2 Table 1. Livermore Site buildings included in the long-term sampling program and their sampling status, 2021.

	Winter		Summer		
Building Number	Date Sampled	PCE or TCE Detection?	Date Sampled	PCE or TCE Detection?	Notes
111	3/22/21	Yes	9/20/21	Yes	Building 111 Room 174 exceeded the indoor air screening level for carbon tetrachloride and chloroform during the March 22, 2021, sample event. The confined space outside of Building 111 and the adjacent Room 140 inside Building 111 were resampled on November 4, 2021, due to an indoor air screening level exceedance of tetrachloroethene in the confined space during the September 20, 2021, sample event.
411	2/9/21	Yes	8/10/21	Yes	
418	2/9/21	No	8/10/21	No	
471	3/22/21	No	9/20/21	No	
511	1/25/21	Yes	7/26/21	Yes	
515	2/9/21	No	8/10/21	No	Building 515 Room 111 was resampled on September 7, 2021, as the sample container for the August 10, 2021, sample event was damaged during transit or at the analytical laboratory.
516	1/12/21	Yes	7/12/21	Yes	
517	1/12/21	Yes	7/12/21	Yes	
519	2/9/21	Yes	8/10/21	No	Building 519 Room 124 exceeded the indoor air screening level for 1,2-dichloroethane during the February 9 and August 10, 2021, sample events. Building 519 Room 124 was resampled on November 4, 2021, to evaluate a potential indoor air source of 1,2-dichloroethane.
519A	1/12/21	No	7/12/21	Yes	
523	2/9/21	Yes	8/10/21	Yes	
543	3/8/21	No	9/7/21	No	Building 543 Room 1022 exceeded the indoor air screening level for chloroform during the September 7, 2021, sample event.
551E	2/22/21	Yes	8/23/21	Yes	
551W	2/22/21	No	8/23/21	No	Building 551W Room 2316 was resampled on September 20, 2021, as the sample container for the August 23, 2021, sample event was damaged during transit or at the analytical laboratory.
5225	--	--	--	--	Trailer 5225 was not sampled as the trailer is scheduled for demolition and not currently occupied.
5226	3/22/21	No	7/12/21	No	

Appendix G-2 Table 1. Livermore Site buildings included in the long-term sampling program and their sampling status, 2021.

	Winter		Summer		
Building Number	Date Sampled	PCE or TCE Detection?	Date Sampled	PCE or TCE Detection?	Notes
5477	3/8/21	No	9/7/21	No	Trailer 5477 was resampled on September 20, 2021, as the crawl space sample for the September 7, 2021, sample event was not retrievable from beneath the trailer.
5627	3/22/21	No	9/20/21	No	Trailer 5627 crawl space sample for the September 20, 2021, sample event was not retrievable from beneath the trailer.

Notes:

Winter conditions typically occur during the months of December through April.

Summer conditions typically occur during the months of June through September.

-- = Not sampled

PCE = Tetrachloroethene

TCE = Trichloroethene

Appendix G-3

Vapor Intrusion

Indoor Air Target Concentration Screening Levels

Appendix G-3 Table 1. Volatile constituents and target indoor air concentration screening levels.

Constituents of Concern	Long-Term Cancer Target Indoor Air Concentration (C_{ia}) at Target Cancer Risk (TCR) = 1E-06			Hazardous Non-Cancer Target Indoor Air Concentration (C_{ia}) at Target Hazard Quotient (THQ) = 1			Basis for Radiello 130® Passive Diffusive Sampling Results
	C_{ia} µg/m³	C_{ia} PPM(V/V)	Reference	C_{ia} µg/m³	C_{ia} PPM(V/V)	Reference	
1,1,1-Trichloroethane				4,400	0.807	DTSC SL	Validated uptake rate.
1,1,2-Trichloroethane	0.77	0.000141	VISL	0.88	0.000161	VISL	Estimated uptake rate.
1,1-Dichloroethane	7.7	0.00190	VISL	3,500	0.865	DTSC SL	Estimated uptake rate.
1,1-Dichloroethene				310	0.0782	DTSC SL	Estimated uptake rate.
1,2-Dichloroethane	0.47	0.000116	VISL	31	0.00766	VISL	Validated uptake rate.
Carbon tetrachloride	2.0	0.000318	VISL	180	0.0286	DTSC SL	Validated uptake rate.
Chloroform	0.53	0.000109	VISL	430	0.0881	VISL	Validated uptake rate.
Tetrachloroethene	2.0	0.000295	DTSC SL	180	0.0265	VISL	Validated uptake rate.
Trichloroethene[1]	3.0	0.000558	VISL	8.8	0.00164	VISL	Validated uptake rate.
Trichlorofluoromethane				5,300	0.943	DTSC SL	No uptake rate available. No analytical results will be provided.
Trichlorotrifluoroethane				22,000	2.87	VISL	No uptake rate available. No analytical results will be provided.
Vinyl chloride	0.16	0.000626	DTSC SL	350	0.137	VISL	No uptake rate available. No analytical results will be provided.
cis-1,2-Dichloroethene				35	0.00883	DTSC SL	Estimated uptake rate.
trans-1,2-Dichloroethene				175	0.0441	VISL	Estimated uptake rate.

Reference:

VISL: U.S. Environmental Protection Agency (https://epa-visl.ornl.gov/cgi-bin/visl_search), Vapor Intrusion Screening Level (VISL) Calculator, Accessed February 24, 2022.

DTSC SL: California Department of Toxic Substances Control Human Health Risk Assessment Note 3 – Modified Screening Levels (DTSC SL), June 2020 Update.

Notes:

[1] Accelerated response and urgent response comparison criteria as defined in the U.S. EPA Region IX Memorandum "*Response Action Levels and Recommendations to Address Near-Term Inhalation Exposures to TCE in Air from Subsurface Vapor Intrusion*" (July 2014) will also be evaluated.

µg/m³ = Micrograms per cubic meter
PPM(V/V) = Parts per million on a volume-to-volume basis

Appendix G-4

Soil Vapor Extraction System

Zone of Influence

1. Introduction

In the Addendum to Fifth Five-Year Review (FYR) for the Lawrence Livermore National Laboratory (LLNL), Livermore Site (Demir et al., 2021), the Remedial Project Managers (RPMs) agreed to a recommendation to develop a contingency plan for indoor air sampling when soil vapor extraction systems are off-line for an extended period. As part of this recommendation, the Department of Energy (DOE)/LLNL agreed to implement a contingency plan using the following criteria:

- DOE/LLNL will develop a list of buildings in the vicinity of each soil vapor extraction (SVE) system.
- If an SVE system is off-line for more than 30 days, DOE/LLNL will deploy Radiello 130® passive diffusive samplers in nearby buildings.

This document describes the approach used to develop the list of buildings in the zone of influence of soil vapor extraction system wellfields at LLNL Livermore Site.

2. Soil vapor extraction system zone of influence

There are currently six operational SVE systems at LLNL Livermore Site. They are located in the eastern portion of the site where residual unsaturated zone contamination remains. The selected remedy for unsaturated zone cleanup at Livermore Site is soil vapor extraction (DOE, 1992). Soil vapor extraction at Livermore Site began in the 1990s at two locations and by the early 2000s all six SVE systems were operational. The SVE systems discussed in this document are (north to south):

- VTFD East Traffic Circle South (VTFD-ETCS)
- VTFE Eastern Landing Mat (VTFE-ELM)
- VTFE Hotspot (VTFE-HS)
- Vapor Treatment Facility 511 (VTF511)
- Vapor Treatment Facility 406 Hotspot (VTF406-HS)
- VTF518 Perched Zone (VTF518-PZ)

DOE/LLNL applied a two hundred foot radius around SVE system extraction wells to delineate the zone of influence in the subsurface. The zone of influence of each extraction well is related with the extraction flow rate, relative air permeability near each extraction well, and subsurface heterogeneity. DOE/LLNL has conducted pneumatic testing in the past and is aware that the zone of influence of each extraction well varies by location. The average zone of influence of extraction wells is conservatively estimated to be two hundred feet based on pneumatic tests and long-term concentration changes in nearby monitor wells. DOE/LLNL will continue to conduct pneumatic testing to better define the zone of influence for each extraction well. The current zone of influence selected for this analysis is conservatively large to ensure that potential vapor intrusion from subsurface contamination to indoor air would be evaluated in nearby buildings when SVE systems are off-line for an extended period. The estimated zone of influence for each SVE system is shown on Appendix G-4 Figure 1.

Appendix G-4 Table 1 contains the list the buildings where indoor air sampling will be conducted using Radiello 130® passive diffusive samplers if an SVE system is off-line for more than 30 days. These sampling events are independent from the long-term indoor air sampling program; however, the

results will be incorporated into the long-term program as they will represent worst-case conditions. The list of buildings will be updated annually as DOE/LLNL continues to conduct pneumatic tests to refine the zone of influence for each extraction well.

3. References

Demir, Z., P. McKereghan, A. Porubcan (2021), *Addendum to the Fifth Five-Year Review for the Lawrence Livermore National Laboratory*, Livermore Site, Lawrence Livermore National Laboratory, Livermore, Calif. (LLNL-AR-809279).

U.S. DOE (1992), *Record of Decision for the Lawrence Livermore National Laboratory*, Livermore Site, Lawrence Livermore National Laboratory, Livermore, Calif. (UCRL-AR-109105).

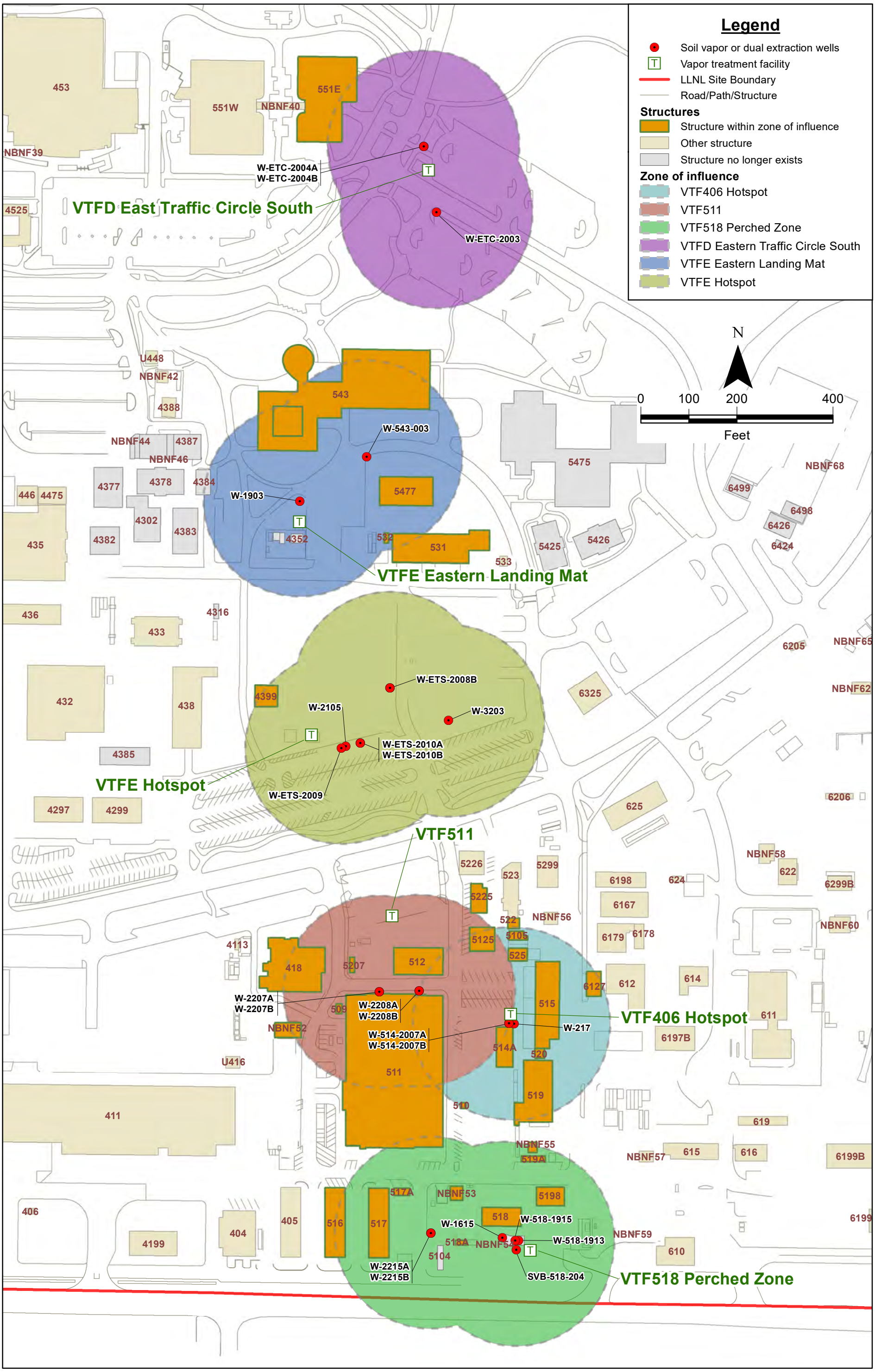

Appendix G-4 Figure 1. Livermore Site soil vapor treatment facilities and the estimated zone of influence of extraction wellfields.

Appendix G-4 Table 1. List of Livermore Site soil vapor extraction systems and buildings within the zone of influence.

Soil Vapor Extraction System	Building in the Zone of Influence	Notes
VTFD East Traffic Circle South (VTFD-ETCS)	551E	
VTFE Eastern Landing Mat (VTFE-ELM)	531	
	532	
	543	
	4352	*No sampling. Structure no longer exists.*
	4384	*No sampling. Structure no longer exists.*
	5477	
VTFE Hotspot (VTFE-HS)	*4399*	*No sampling. Tent is open to atmosphere.*
Vapor Treatment Facility 511 (VTF511)	418	
	509	*No sampling. Building is used for storage and not continually occupied.*
	511	
	512	
	525	*No sampling. SVE system zone of influence does not encompas majority of building.*
	5125	
	5207	
	5225	*No sampling. SVE system zone of influence does not encompas majority of building.*
	514A	*No sampling. Building is open to atmosphere.*
	NBNF52	*No sampling. Structure is an awning and transportainer open to atmosphere.*
Vapor Treatment Facility 406 Hotspot (VTF406-HS)	*510*	*No sampling. Building is used for storage/mechanical room and not continually occupied.*
	511	
	512	*No sampling. SVE system zone of influence does not encompas majority of building.*
	515	
	519	
	520	*No sampling. Building is used for storage of chemicals and not continually occupied.*
	522	*No sampling. SVE system zone of influence does not encompas majority of building.*
	525	
	5105	
	5125	
	6127	
	514A	*No sampling. Building is open to atmosphere.*
VTF518 Perched Zone (VTF518-PZ)	*511*	*No sampling. SVE system zone of influence does not encompas majority of building.*
	516	
	517	
	518	*No sampling. Building is open to atmosphere.*
	5104	*No sampling. Structure no longer exists.*
	5198	*No sampling. Tent is open to atmosphere.*

Appendix G-4 Table 1. List of Livermore Site soil vapor extraction systems and buildings within the zone of influence.

Soil Vapor Extraction System	Building in the Zone of Influence	Notes
VTF518 Perched Zone (VTF518-PZ)	517A	
	518A	
	519A	
	NBNF53	*No sampling. Structure is open to atmosphere.*
	NBNF54	*No sampling. Structure no longer exists.*
	NBNF55	*No sampling. Structure is open to atmosphere.*

Notes:
Indoor air sampling will be conducted in the buildings listed in this table when the identified soil vapor extraction system is off-line for more than 30 days.

NBNF = No building number found
SVE = Soil vapor extraction

Appendix H

2021 Analytical Data Quality Assurance Summary

Table of Contents

1. Introduction **1**
2. Analytical Data Issues – Rejected and Suspect Data **1**
3. Analytical Accuracy and Precision **2**
3.1. Analytical Accuracy 2
3.1.1. LCS Percent Recovery Results for 2020 Aqueous Analyses 2
3.1.2. LCS Recovery Results for 2020 Soil Samples 4
3.1.3. LCS Recovery Results for 2020 Air Samples 4
3.2. Analytical Precision 4
3.2.1. Relative Percent Duplicate Results for 2020 Aqueous Analyses 5
3.2.2. Duplicate Pair Comparison Results for 2020 Soil Samples 7
3.2.3. Duplicate Pair Comparison Results for 2020 Air Samples 7
4. Field QC Precision and Completeness **8**
4.1. Field QC Duplicate Pair Comparison Results for 2020 Aqueous Samples 8
4.1.1. Volatile Organic Compounds 8
4.1.2. High-Explosive Compounds 9
4.1.3. Metals 9
4.1.4. Radionuclides 9
4.1.5. Anions 10
4.2. Field QC Duplicate Pair Comparison Results for 2020 Soil Samples 11
4.2.1. Volatile Organic Compounds 11
4.3. Field QC Duplicate Pair Comparison Results for 2020 Air Samples 12
4.3.1. Volatile Organic Compounds 12
5. Representativeness **12**
6. Comparability **13**
7. Completeness **13**
8. Sensitivity **14**
9. Analytical Laboratory Certifications, Performance Testing, and DOECAP Assessments **14**
9.1. Analytical Laboratory Certifications 14
9.2. Analytical Laboratory Performance Testing 14
9.3. DOECAP Assessments 14
10. Internal Assessments and Inspections **15**
11. Summary and Conclusion **15**
References **16**

List of Figures

Figure H-1. Volatile Organic Compounds Aqueous Analysis - LCS Percent Recovery Chart
Figure H-2. High-Explosive Compounds Aqueous Analysis - LCS Percent Recovery Chart
Figure H-3. Metals Aqueous Analysis - LCS Percent Recovery Chart
Figure H-4. Tritium Aqueous Analysis - LCS Percent Recovery Chart
Figure H-5. Uranium-238 Aqueous Analysis - LCS Percent Recovery Chart
Figure H-6. Nitrate Aqueous Analysis - LCS Percent Recovery Chart
Figure H-7. Perchlorate Aqueous Analysis - LCS Percent Recovery Chart
Figure H-8. Volatile Organic Compounds Soil Analysis - LCS Percent Recovery Chart
Figure H-9. Volatile Organic Compounds Air Analysis - LCS Percent Recovery Chart
Figure H-10. Volatile Organic Compounds Aqueous Analysis - MS/MSD Relative Percent Difference Chart
Figure H-11. High-Explosives Aqueous Analysis - MS/MSD Relative Percent Difference Chart
Figure H-12. Metals Aqueous Analysis - MS/MSD Relative Percent Difference Chart
Figure H-13. Tritium Aqueous Analysis - QC Duplicate Relative Percent Difference Chart
Figure H-14. Uranium-238 Aqueous Analysis - QC Duplicate Relative Percent Difference Chart
Figure H-15. Nitrate Aqueous Analysis - MS/MSD Relative Percent Difference Chart
Figure H-16. Perchlorate Aqueous Analysis - MS/MSD Relative Percent Difference Chart
Figure H-17. Volatile Organic Compounds Soil Analysis - MS/MSD Relative Percent Difference Chart
Figure H-18. Volatile Organic Compounds Air Analysis - LCS/LCSD Relative Percent Difference Chart
Figure H-19. Volatile Organic Compounds Aqueous Analysis - Field QC Duplicate Pair Relative Percent Difference Chart
Figure H-20. High-Explosive Compounds Aqueous Analysis - Field QC Duplicate Pair Relative Percent Difference Chart
Figure H-21. Metals Aqueous Analysis - Field QC Duplicate Pair Relative Percent Difference Chart
Figure H-22. Tritium Aqueous Analysis - Field QC Duplicate Pair Relative Percent Difference Chart
Figure H-23. Uranium-238 Aqueous Analysis - Field QC Duplicate Pair Relative Percent Difference Chart
Figure H-24. Nitrate Aqueous Analysis - Field QC Duplicate Pair Relative Percent Difference Chart
Figure H-25. Perchlorate Aqueous Analysis - Field QC Duplicate Pair Relative Percent Difference Chart
Figure H-26. Volatile Organic Compounds Soil Analysis - Field QC Duplicate Pair Relative Percent Difference Chart
Figure H-27. Volatile Organic Compounds Air Analysis - Field QC Duplicate Pair Relative Percent Difference Chart

List of Tables

Appendix H Table 1. Measurement Quality Objectives for Analytical Data.
Appendix H Table 2. Measurement Quality Objective Results for 2020 Analytical Data.

2021 Analytical Data Quality Assurance Summary

1. Introduction

During 2021, the Lawrence Livermore National Laboratory (LLNL) Livermore Site and Site 300 environmental restoration programs collected water, soil, and vapor samples for analytical laboratory analysis. The Quality Assurance Project Plan (QAPP) (LLNL, 2020) established measurement quality objectives (MQOs) for the analytical data obtained from analysis of environmental samples (Appendix H Table 1). The purpose of the Quality Assurance Summary (QAS) is to determine if the analytical data MQOs, based upon the PARCCS (precision, accuracy, representativeness, comparability, completeness, and sensitivity) parameters have been met. Also provided in this QAS are summaries of analytical laboratory certifications, assessments, and performance testing as well as internal assessments conducted during 2021.

2. Analytical Data Issues – Rejected and Suspect Data

Data are most commonly rejected and assigned "R" qualifiers when the presence or absence of the analyte(s) of interest cannot be verified, most often due to failure to meet quality control (QC) criteria. Data are qualified as suspect and assigned "S" qualifiers when the results, based upon sample type, location, or previous result history are anomalous and are believed to have been switched or incorrectly identified during the sample collection, preparation, or analysis process. With the exception of three samples, most data rejected during 2021 consisted of single VOC analytes, mostly bromomethane and 2-chloroethylvinylether, known to be problematic and with no detection histories at LLNL. No data were qualified as suspect during 2021.

- Volatile organic compound (VOC) results from a sample collected from Livermore Site monitor well W-506 during March were rejected and assigned "R" data qualifiers due to a laboratory error that raised reporting limits to unacceptable levels. A new sample was collected and acceptable results were obtained for this location.
- VOC results from a sample collected from Site 300 monitor well W-854-3308 during March were rejected and assigned "R" data qualifiers due to poor QC results (very low matrix spike [MS] and matrix spike duplicate [MSD] recoveries). This was a duplicate sample collected for inter-laboratory comparison. The routine sample provided acceptable results for this location.
- VOC results from the 127 feet (ft) sample collected from Livermore Site borehole B-3702 during July were rejected and assigned "R" data qualifiers due to poor QC results (low internal standards results). Resampling was not possible, but acceptable VOC data from other depths in this borehole were obtained.

An additional data issue that occurred during 2021 was the need to assign "H" qualifiers to results from 29 perchlorate samples that were analyzed outside of their hold times due to instrument failures and errors by a subcontracted laboratory. LLNL authorized analysis out-of-hold because the samples had been collected late in the quarter and there was insufficient time and resources for resampling.

3. Analytical Accuracy and Precision

3.1. Analytical Accuracy

Accuracy, a quantitative parameter, indicates how close a measurement is to the actual value. LCS recovery, expressed as a percentage, is used as an indicator of analytical accuracy. An LCS is prepared by spiking a clean matrix, usually blank (de-ionized) water, with known concentrations of the target analytes. It is then prepared and analyzed like a regular sample. Recovery of the spiked analytes must fall within a certain percentage range, known as the control limits, for the results to be acceptable. The LCS analytical control limits used by analytical laboratories can be obtained from the method paper, the TNI Standard (2016), the DoD/DOE Quality System Manual (QSM) (2019), or from the laboratory's own recovery data, but must be approved by LLNL. The analytical control limits vary somewhat between laboratories and results received that fall outside the laboratories stated control limits are rejected. However, to meet the LLNL MQO for accuracy 85% or more of the LCS recoveries, each analyte group must fall within the tighter control limit ranges specified in Appendix H Table 1.

LCS recovery charts and brief summaries of the LCS recovery results for volatile organic compounds (VOCs), HE compounds, metals, radionuclides (tritium and uranium-238), and anions (nitrate and perchlorate), the five analytical groups with QAPP-established MQOs, are provided below for aqueous, soil, and air sample analyses. Note that the analytical laboratories will not be identified by name in the charts or summaries presented in this document. Data sources will be identified by letter only in the charts and text.

3.1.1. LCS Percent Recovery Results for 2021 Aqueous Analyses

3.1.1.1. Volatile Organic Compounds

Figure H-1 provides LCS percent recovery results for VOCs. The MQO established for VOCs is for at least 85% of the LCS recoveries to be within the 80–120% range.

- QC sample results from EPA Methods 624.1, 8260, and RSK-175.
- 95% of LCS recoveries within 80–120% MQO range. Individually, each laboratory also met the MQO.
- Results outside MQO: 618 (5%), mostly for problematic analytes such as bromomethane, chloroethane, chloromethane, and 2-chloroethylvinylether.

The MQO for accuracy was met for VOC analyses.

3.1.1.2. High-Explosive Compounds

Figure H-2 provides LCS percent recovery results for HE compounds. The MQO established for HE compounds is for at least 85% of the LCS recoveries to be within the 80–120% range.

- QC sample results from EPA Method 8330.
- 98% of LCS recoveries within the 80–120% MQO range.
- Results outside MQO: 23, including 2 HMX and 2 RDX.

The MQO for accuracy was met for HE Compound analyses.

3.1.1.3. Metals

Figure H-3 provides LCS percent recovery results for metals. The MQO established for metals is for at least 85% of the LCS recoveries to be within the 90–110% range.

- QC sample results from EPA Methods 200.7, 200.8, 218.6, 245.1, 6010, 6020, and 7470.
- 96% of LCS recoveries within the 90–110% MQO range.
- Results outside MQO: 103, distributed among the analytes.

Overall, the results for metals analyses met the MQO for accuracy, but individually, laboratory D, at 78%, did not meet the 85% MQO.

3.1.1.4. Radionuclides

3.1.1.4.1. Tritium

Figure H-4 provides LCS percent recovery results for tritium. The MQO established for tritium is for at least 85% of the LCS recoveries to be within the 80–120% range.

- QC sample results from liquid scintillation spectrometry.
- 98% of LCS recoveries within the 80–120% MQO range
- Results outside MQO: 2 results below the MQO.

The MQO for accuracy was met for tritium analyses.

3.1.1.4.2. Uranium-238

Figure H-5 provides LCS percent recovery results for uranium-238. The MQO established for uranium-238 is for at least 85% of the LCS recoveries to be within the 85–115% range.

- QC sample results from alpha spectrometry.
- 100% of LCS recoveries within the 85–115% MQO range
- Results outside MQO: none.

The MQO for accuracy was met for uranium-238 analyses.

3.1.1.5. Anions

3.1.1.5.1. Nitrate

Figure H-6 provides LCS percent recovery results for nitrate. The MQO established for nitrate requires that 100% of LCS recoveries must be within the 90–110% range.

- QC sample results from EPA Method 300.0.
- 100% of LCS recoveries within the 90–110% MQO range
- Results outside MQO: none.

The MQO for accuracy was met for nitrate analyses.

3.1.1.5.2. Perchlorate

Figure H-7 provides LCS percent recovery results for perchlorate. The MQO established for perchlorate requires that 100% of LCS recoveries must be within the 85–115% range.

- QC sample results from EPA Method 314.0.
- 100% of LCS recoveries within 85–115% MQO range

- Results outside MQO: none.

The MQO for accuracy was met for perchlorate analyses.

3.1.2. LCS Recovery Results for 2021 Soil Samples

Volatile Organic Compounds

Figure H-8 provides LCS percent recovery results for soil samples collected as part of the direct-push sampling survey in the Livermore Site TFD Helipad and East Traffic Circle North areas and other soil samples collected during drilling operations at Livermore Site for VOC analysis. The MQO established for VOCs is for at least 85% of the LCS recoveries to be within the range of 80–120%.

- QC sample results from EPA Method 8260.
- 98% of LCS recoveries within 80–120% MQO range
- Results outside MQO: 11, mostly bromomethane, chloromethane, and vinyl chloride which are known to be problematic.

The MQO for accuracy was met for soil sample VOC analyses.

3.1.3. LCS Recovery Results for 2021 Air Samples

Volatile Organic Compounds

Figure H-9 provides LCS percent recovery results for indoor air samples collected for vapor intrusion monitoring, soil vapor samples collected during the direct-push sampling survey in the Livermore Site TFD Helipad and East Traffic Circle North areas and routine soil vapor samples collected at Livermore Site and Site 300 for VOC analysis. The MQO established for VOCs is for at least 85% of the LCS recoveries to be within the range of 80–120%.

- QC sample results from EPA Method TO-17 and EPA Method TO-15 for indoor air and soil vapor, respectively.
- 96% of LCS recoveries within 80–120% MQO range. Individually, the recoveries for each method, TO-15 and TO-17, also met the MQO.
- Results outside MQO: 22 TO-17 results and 105 TO-15 results, distributed among the analytes.

The MQO for accuracy was met for air sample VOC analyses.

3.2. Analytical Precision

Precision, a quantitative parameter, is the degree of agreement between measurements of the same property under the same conditions. The indicator for precision is the relative percent difference (RPD) calculated between pairs of samples using the following equation:

$$RPD = \frac{|R_1 - R_2|}{\left(\frac{R_1 + R_2}{2}\right)} \times 100$$

Where R_1 is the routine sample analytical result and R_2 is the duplicate sample analytical result. Analytical precision is often determined using RPDs calculated from MS and MSD pairs. A matrix spike is prepared by spiking an actual sample matrix, rather than the clean matrix used for an LCS, with known concentrations of the target analytes. RPD may also be calculated using LCS and LCSD pairs, or sample and sample duplicate pairs. Most of the LLNL water and soil sample pair comparisons

for organic and inorganic analyses use MS and MSD results, air samples use LCS and LCSD results, and radionuclide analyses compare sample and sample duplicate results. It should also be noted that RPD is often not a useful indicator of precision for soil sample analyses as it may indicate more about sample heterogeneity than analytical precision.

Application of the RPD calculation is not always possible or appropriate. The following guidelines are used to determine when to apply the RPD calculation and how to compare duplicate pair results for acceptability when the RPD calculation is not applicable:

1. The standard RPD calculation is used when one or both results are greater than 5x the reporting limit.
2. When both results are less than 5x the reporting limit, results are acceptable when the difference between the results is less than or equal to the reporting limit.
3. When both results are less than the reporting limit, and the reporting limits are the same, the results are acceptable.
4. When both results are less than the reporting limit, but the reporting limits are different, the difference between ½ the reporting limits must be less than or equal to the smaller reporting limit to be acceptable.
5. When one result is a detection greater than the reporting limit, and the other result is less than the reporting limit (the reporting limits may be different), the difference between the detection and ½ the reporting limit must be less than or equal to the smaller reporting limit to be acceptable.
6. For purposes of plotting the results of duplicate pair comparisons when the RPD calculation is not used, acceptable results will be assigned a default value of "0" and unacceptable results will be assigned a default value of "50", which is noticeably greater than any of the MQO RPDs.

QC sample pair comparisons for VOCs, HE compounds, metals, radionuclides (tritium and uranium-238), and anions (nitrate and perchlorate), the five analytical groups with QAPP-established MQOs, are discussed below for aqueous, soil, and air sample matrices. Note that the analytical laboratories are not identified by name in the charts or summaries presented in this document. Data sources are identified by letter only in the charts and text.

3.2.1. Relative Percent Duplicate Results for 2021 Aqueous Analyses

3.2.1.1. Volatile Organic Compounds

Figure H-10 provides MS/MSD relative percent difference results for VOCs. The MQO established for VOCs requires that at least 85% of RPD results are acceptable or less than or equal to 15%.

- QC sample results from EPA Methods 624.1 and 8260.
- 94% of RPD results are acceptable or less than or equal to 15%.
- Results outside MQO: 802 (6%), distributed among the analytes.

The overall results for VOC analyses met the MQO for precision, but individually, laboratory D, at 76%, did not meet the 85% MQO.

3.2.1.2. High-Explosive Compounds

Figure H-11 provides MS/MSD relative percent difference results for HE compounds. The MQO established for HE compounds requires that at least 85% of RPD results are acceptable or less than or equal to 25%.

- QC sample results from EPA Method 8330.
- 99.5% of RPD results are acceptable or less than or equal to 25%.
- Results outside MQO: 5, none for HMX or RDX.

The MQO for precision was met for HE compounds analyses.

3.2.1.3. Metals

Figure H-12 provides MS/MSD relative percent difference results for metals. The MQO established for metals requires that at least 85% of RPD results are acceptable or less than or equal to 10%.

- QC sample results from EPA Methods 200.7, 200.8, 218.6, 245.1, 6010, 6020, and 7470.
- 98% of RPD results are acceptable or less than or equal to 10%.
- Results outside MQO: 44, distributed among the analytes.

The MQO for precision was met for metals analyses.

3.2.1.4. Radionuclides

3.2.1.4.1. Tritium

Figure H-13 provides QC duplicate relative percent difference results for tritium. The MQO established for tritium requires that at least 85% of RPD results are acceptable or less than or equal to 20%.

- QC sample results from liquid scintillation spectrometry.
- 100% of RPD results are acceptable or less than or equal to 20%.
- Unacceptable results: none.

The MQO for precision was met for tritium analyses.

3.2.1.4.2. Uranium-238

Figure H-14 provides QC duplicate relative percent difference results for uranium-238. The MQO established for uranium-238 requires that at least 85% of RPD results are acceptable or less than or equal to 20%.

- QC sample results from alpha spectrometry.
- 88% of RPD results are acceptable or less than or equal to 20%.
- Results outside MQO: 5, 2 from laboratory B and 3 from laboratory E.

Overall, the RPD results for uranium-238 analyses met the MQO, but individually, laboratory E, at 67%, did not meet the 85% MQO.

3.2.1.5. Anions

3.2.1.5.1. Nitrate

Figure H-15 provides MS/MSD relative percent difference results for nitrate. The MQO established for nitrate requires that at least 85% of RPD results are acceptable or less than or equal to 5%.

- QC sample results from EPA Method 300.0.
- 98% of RPD results are acceptable or less than or equal to 5%.
- Results outside MQO: 8, 1 from laboratory C with an RPD of 7.1%; 2 from laboratory A, maximum RPD 6.4; 5 from laboratory D, maximum RPD 5.7,

The MQO for precision was met for nitrate analyses.

3.2.1.5.2. Perchlorate

Figure H-16 provides MS/MSD relative percent difference results for perchlorate. The MQO established for perchlorate requires that at least 85% of RPD results are acceptable or less than or equal to 10%.

- QC sample results from EPA Method 314.0.
- 99.4% of RPD results are acceptable or less than or equal to 10%.
- Results outside MQO: 1, 1 from laboratory A with an RPD of 14%.

The MQO for precision was met for perchlorate analyses.

3.2.2. Duplicate Pair Comparison Results for 2021 Soil Samples

3.2.2.1. Volatile Organic Compounds

Figure H-17 provides MS/MSD relative percent difference results for soil samples collected for VOC analysis at the Livermore Site as part of the direct-push sampling survey in the Livermore Site TFD Helipad and East Traffic Circle North areas and from other drilling operations. The MQO established for VOCs requires that at least 85% of RPD results are acceptable or less than or equal to 15%.

- QC sample results from EPA Method 8260.
- 94% of RPD results are acceptable or less than or equal to 15%.
- Results outside MQO: 28, with the exception of 1 chloroform result, all results for LLNL target analytes met the MQO.

The MQO for precision was met for soil sample VOC analyses.

3.2.3. Duplicate Pair Comparison Results for 2021 Air Samples

3.2.3.1. Volatile Organic Compounds

Figure H-18 provides LCS/LCSD relative percent difference results for indoor air samples collected for vapor intrusion monitoring at Livermore Site and Site 300, soil vapor samples collected as part of the direct-push sampling survey in the Livermore Site TFD Helipad and East Traffic Circle North areas, and routine soil vapor samples collected at Livermore Site and Site 300 for VOC analysis. The MQO established for VOCs requires that at least 85% of RPD results are acceptable or less than or equal to 15%.

- QC sample results from EPA Method TO-17 and EPA Method TO-15 for indoor air and soil vapor, respectively.
- 99.8% of RPD results are acceptable or less than or equal to 15%.
- Results outside MQO: 8, 1 TO-15 result from laboratory A with an RPD of 16%, and 7 TO-17 results from laboratory F with a maximum RPD of 26%. Results for all LLNL target analytes were within the MQO.

The MQO for precision was met for air sample VOC analyses.

4. Field QC Precision and Completeness

During preparation of quarterly sampling plans, locations are selected for collection of collocated field QC duplicate samples following the procedure provided in SOP 4.9, *Collection of Field QC Samples*. The MQO (Appendix H Table 1) requires that 10% of all samples collected will have a collocated field duplicate with half of the duplicates (5% of the total samples) sent for inter-laboratory comparisons and the other half sent for intra-laboratory comparisons. The RPD or comparison (see Section 3.2 for RPD formula, guidelines for duplicate pair comparisons, and default values for plots) between the analytical results for the field QC sample pairs provides an indication of the precision of the entire sampling and analysis process, and inter-laboratory results provide an indication of the comparability of analytical results between laboratories. Because the entire sampling and analysis process is evaluated, the RPD limits (Appendix H Table 1) for field QC sample results comparisons are larger than those for analytical QC sample results.

Field QC sample pair comparisons for VOCs, HE compounds, metals, radionuclides (tritium and uranium-238), and anions (nitrate and perchlorate), the five analytical groups with QAPP-established MQOs, are discussed below for aqueous, soil, and air samples. Note that the analytical laboratories are not identified by name in the charts or summaries presented in this document. Data sources are identified by letter only in the charts and text.

4.1. Field QC Duplicate Pair Comparison Results for 2021 Aqueous Samples

4.1.1. Volatile Organic Compounds

Figure H-19 provides inter-laboratory and intra-laboratory duplicate pair comparison results for VOCs. The MQO established for VOCs requires that at least 85% of RPD results are acceptable or less than or equal to 25%.

- The duplicate pairs were analyzed using EPA Methods 524.2, 624.1, 602 or 8260 with concentrations ranging from less than 0.2 ug/L to 3,480 ug/L.
- 97% of the duplicate pair comparisons were acceptable or had RPDs of less than or equal to 25%
- Results outside MQO: 276, with 265 (96%) inter-laboratory comparisons, most involving 2-chloroethylvinylether results with different reporting limits from each laboratory. The maximum RPD was 177, the result of an intra-laboratory comparison of tetrachloroethene results of 50 ug/L and 3.1 ug/L.
- 9% of samples were collected in duplicate with 6% analyzed for inter-laboratory comparison and 3% analyzed for intra-laboratory comparison.

For VOC analyses, the MQOs for acceptable results and inter-laboratory comparisons were met. With 9% duplicate samples and 3% intra-laboratory comparisons, the respective MQOs of 10% and 5% were not met. Future sampling plans will require adjustments to meet the MQOs.

4.1.2. High-Explosive Compounds

Figure H-20 provides inter-laboratory and intra-laboratory duplicate pair comparison results for high explosive compounds. The MQO established for high explosive compounds requires that at least 85% of RPD results are acceptable or less than or equal to 35%.

- The duplicate pairs were analyzed using EPA Method 8330 with concentrations ranging from less than 1 ug/L to 22 ug/L.
- 100% of the duplicate pair comparisons were acceptable or had RPDs of less than or equal to 35%.
- Results outside MQO: none.
- 13% of samples were collected in duplicate with 8% analyzed for inter-laboratory comparison and 5% analyzed for intra-laboratory comparison.

For high explosive compound analyses, the MQOs for precision and duplicate sample collection have been met.

4.1.3. Metals

Figure H-21 provides inter-laboratory and intra-laboratory duplicate pair comparison results for metals. The MQO established for metals requires that at least 85% of RPD results are acceptable or less than or equal to 20%.

- The duplicate pairs were analyzed using EPA Methods 200.7, 200.8, 218.6, and 245.1 with concentrations ranging from less than 0.0001 mg/L to 790 mg/L.
- 88% of the duplicate pair comparisons were acceptable or had RPDs of less than or equal to 20%.
- Results outside MQO: 73, the maximum calculated RPD of 38 was for an intra-laboratory barium comparison; there were 61 inter-laboratory cases with both results less than the reporting limit, but due to reporting limit differences useful comparisons were not possible.
- 9.4% of samples were collected in duplicate with 4.5% analyzed for inter-laboratory comparison and 4.9% analyzed for intra-laboratory comparison.

For metals analyses, the MQO for precision was met. With 9.4% duplicate samples, 4.5% inter-laboratory comparisons, and 4.9% intra-laboratory comparisons, the respective MQOs of 10%, 5%, and 5% were nearly met. Adjustment of future sampling plans will ensure these MQOs are met .

4.1.4. Radionuclides

Inter-laboratory and intra-laboratory duplicate pair comparison results for tritium and uranium-238 are discussed below.

4.1.4.1. Tritium

Figure H-22 provides inter-laboratory and intra-laboratory duplicate pair comparison results for tritium. The MQO established for tritium requires that at least 85% of RPD results are acceptable or less than or equal to 30%.

- The duplicate pairs were analyzed using liquid scintillation spectrometry with activities ranging from less than 100 pCi/L to 27,600 pCi/L.
- 99% of the duplicate pair comparisons were acceptable or had RPDs of less than or equal to 30%.
- Results outside MQO: 1 inter-laboratory tritium result with an RPD of 40.72, the result of a comparison of 7,390 pCi/L and 4,890 pCi/L.
- 12% of samples were collected in duplicate with 9% analyzed for inter-laboratory comparison and 3% analyzed for intra-laboratory comparison.

For tritium analyses, the MQOs for precision and duplicate sample collection have been met. Future sampling plans will need adjustment to meet the 5% intra-laboratory MQO.

4.1.4.2. Uranium-238

Figure H-23 provides inter-laboratory and intra-laboratory duplicate pair comparison results for uranium-238. The MQO established for uranium-238 requires that at least 85% of RPD results are acceptable or less than or equal to 30%.

- The duplicate pairs were analyzed using alpha spectrometry or ICP-MS with activities ranging from less than 0.1 pCi/L to 19.2 pCi/L.
- 94% of the duplicate pair comparisons were acceptable or had RPDs of less than or equal to 30%.
- Results outside MQO: 2, both intra-laboratory comparisons, one for laboratory B and one for laboratory G.
- 9% of samples were collected in duplicate with 3% analyzed for inter-laboratory comparison and 6% analyzed for intra-laboratory comparison. The percentage of inter-laboratory results are less than 5% because only intra-laboratory comparisons by laboratory G are possible for ICP-MS analyses.

For uranium-238 analyses, the MQO for precision was met. The overall MQO for percentage of duplicate samples collected, at 8.8%, did not quite meet the 10% MQO. Future sampling plans will be adjusted to meet the MQO. Meeting the MQO for inter-laboratory comparisons is unlikely due to the sole source for ICP-MS analyses.

4.1.5. Anions

Inter-laboratory and intra-laboratory duplicate pair comparison results for nitrate and perchlorate are discussed below.

4.1.5.1. Nitrate

Figure H-24 provides inter-laboratory and intra-laboratory duplicate pair comparison results for nitrate. The MQO established for nitrate require that at least 85% of RPD results are acceptable or less than or equal to 15%,

- The duplicate pairs were analyzed using EPA Method 300.0 with concentrations ranging from less than 0.44 mg/L to 710 mg/L.
- 98% of the duplicate pair comparisons were acceptable or had RPDs of less than or equal to 15%.

- Results outside MQO: 2, 1 inter-laboratory comparison between laboratories C and D with an RPD of 116, and one intra-laboratory comparison from laboratory A with an RPD of 82.
- 14% of samples were collected in duplicate with 9% analyzed for inter-laboratory comparison and 5% analyzed for intra-laboratory comparison.

For nitrate analyses, the MQOs for precision and duplicate sample collection have been met.

4.1.5.2. Perchlorate

Figure H-25 provides inter-laboratory and intra-laboratory duplicate pair comparison results for perchlorate. The MQO established for perchlorate requires that at least 85% of RPD results are acceptable or less than or equal to 20%.

- The duplicate pairs were analyzed using EPA Method 314.0 with concentrations ranging from less than 2 ug/L to 40 ug/L.
- 98% of the duplicate pair comparisons were acceptable or had RPDs of less than or equal to 20%.
- Results outside MQO: 2, both inter-laboratory comparisons.
- 12% of samples were collected in duplicate with 8% analyzed for inter-laboratory comparison and 4% analyzed for intra-laboratory comparison.

For perchlorate analyses, the MQOs for precision and duplicate sample collection have been met. Future sampling plans will be adjusted to meet the 5% MQO for intra-laboratory comparisons.

4.2. Field QC Duplicate Pair Comparison Results for 2021 Soil Samples

4.2.1. Volatile Organic Compounds

Figure H-26 provides intra-laboratory duplicate pair comparison results for VOC analysis of soil samples collected as part of the direct-push sampling survey in the Livermore Site TFD Helipad and East Traffic Circle North areas, and from other Livermore Site drilling activities. The MQO established for VOCs requires that at least 85% of RPD results are acceptable or less than or equal to 25%.

- The duplicate pairs were analyzed using EPA Method 8260 with concentrations ranging from less than 0.0034 mg/kg to 0.15 mg/kg.
- 99.7% of the duplicate pair comparisons were acceptable or had RPDs of less than or equal to 25%
- Results outside MQO: 1 intra-laboratory comparison of trichloroethene results with an RPD of 25.35. Only 5 intra-laboratory comparisons (approximately 2% of the total results) were between analyte concentrations (all trichloroethene) that exceeded the reporting limit. The duplicate pair comparisons were made between samples collected from slightly different depth intervals. For example, the duplicate pair from a depth of 140 ft consisted of a one sample collected from 140 ft and the other from 139.9 ft. RPD results that exceed the MQO may indicate more about subsurface heterogeneity than precision of the sample collection and analysis process.
- 7% of samples were collected in duplicate. For simplified logistics, the duplicate sample pairs were submitted for intra-laboratory comparison only.

For soil sample VOC analyses, the MQO for precision has been met. The percentage of duplicate samples collected, at 7%, did not meet the 10% MQO. Future sampling plans need to include more duplicate samples to meet the MQO.

4.3. Field QC Duplicate Pair Comparison Results for 2021 Air Samples

4.3.1. Volatile Organic Compounds

Figure H-27 provides intra-laboratory duplicate pair comparison results for indoor air samples collected for vapor intrusion monitoring at Livermore Site and Site 300, soil vapor samples collected as part of the direct-push sampling survey in the Livermore Site TFD Helipad and East Traffic Circle North areas, and routine soil vapor samples collected at Livermore Site and Site 300 for VOC analysis. The MQO established for VOCs requires that at least 85% of RPD results are acceptable or less than or equal to 25%.

- The duplicate pairs for indoor air vapor intrusion monitoring samples were analyzed using EPA Method TO-17 and the direct-push sampling survey soil vapor samples and routine soil vapor samples were analyzed using EPA Method TO-15. Concentrations for the indoor air samples ranged from less than 0.000024 parts per million by volume (ppm_v) to 0.00081 ppm_v. Concentrations for the soil vapor samples ranged from less than 0.005 ppm_v to 1.4 ppm_v.
- 99.5% of the duplicate pair comparisons (99.8% EPA Method TO-17, 99% EPA Method TO-15) were acceptable or had RPDs of less than or equal to 25%.
- Results outside MQO: 5, 1 unacceptable carbon tetrachloride result for indoor air vapor intrusion monitoring samples with an RPD of 30; 4 unacceptable results (2 for trichloroethene, 1 each for toluene and m- & p-xylenes) for soil vapor samples with a maximum RPD of 126.
- 13% of the indoor air vapor intrusion monitoring samples were collected in duplicate. Only intra-laboratory comparisons were possible because only one of LLNL's contact laboratories performs the required TO-17 analysis. 10% of the direct-push sampling survey soil vapor samples were collected in duplicate. For simplified logistics, the duplicate sample pairs were submitted only for intra-laboratory comparison. Only 1% of the routine soil vapor samples were collected in duplicate.

For indoor air vapor intrusion monitoring and the Livermore Site direct-push sampling survey, the MQOs for precision and duplicate sample collection have been met. Future sampling plans will require more duplicate samples for routine soil vapor sampling to meet the 10% MQO.

5. Representativeness

Representativeness, a qualitative parameter, means that the concentrations measured in the collected samples represent true site conditions and the actual concentrations of contaminants in groundwater, soil, or air. Lack of detections in trip blanks, field blanks, and equipment blanks are an indication that sample collection, handling, and equipment decontamination procedures did not introduce additional contaminants into the samples. Use of sampling techniques and methods appropriate to the well completion and hydrogeologic conditions, selected for each sampling location by staff hydrogeologists, also ensures representativeness of sample results. At the analytical laboratory, lack of detections in method blanks indicates contaminants are not added during sample preparation and analysis.

The lack of any significant detections in blank samples associated with water, soil, and air samples collected at Livermore Site and Site 300 during 2021 indicate that the analytical data are representative of site conditions.

6. Comparability

Comparability, a qualitative parameter, is achieved in the field by consistently following SOPs for sample collection, preservation, and handling. In the laboratory, comparability is achieved by consistently following the method-specified procedures for sample preparation and analysis. Certification to perform EPA-approved analytical methods, participation in performance testing programs, and regular assessments by Department of Energy Consolidated Audit Program–Accreditation Program (DOECAP-AP) and California Environmental Laboratory Accreditation Program (CA-ELAP) ensure the comparability of results obtained from different laboratories. RPD results from collocated field duplicate samples sent to different laboratories for inter-laboratory comparisons also serve as an indicator of data comparability. During 2021, the aforementioned requirements were satisfied and the MQO has been met.

7. Completeness

Completeness, a quantitative parameter calculated annually and expressed as a percentage of the quantity of samples that were collected and analyzed versus the quantity of samples that were planned to be collected, is determined by the following equation:

$$Completeness = \left(\frac{Number\ of\ samples\ collected\ and\ analyzed}{Number\ of\ samples\ planned}\right) \times\ 100$$

Samples that cannot be collected from locations that are dry or contain insufficient water for sample collection, or are inaccessible due to unsafe road/trail conditions, threat to wildlife, or institutional controls are not included in the completeness calculation.

During 2021, Environmental Restoration Department (ERD) field activities were conducted following LLNL's COVID-19 safety measures. However, ERD oexperienced several confirmed or suspected cases of COVID-19 that occasionally reduced the number of field personnel available to collect samples. Despite limited field personnel, completeness at both Livermore Site and Site 300 exceeded the 85% MQO.

Site 300

Overall completeness for Site 300 during 2021 was 94%. Approximately 3% (243) of planned samples were not collected because of limited personnel due to COVID-19. Taking the COVID-related limitations into account, completeness was 97% for Site 300. The 3% of samples not collected were from locations where equipment was inoperable or malfunctioning.

Livermore Site

Overall completeness for the Livermore Site during 2021 was 98%. Approximately 1% (36) of planned samples were not collected because of limited personnel due to COVID-19. Taking the COVID-related limitations into account, completeness was 99% for Site 300. The 1% of samples not collected were from locations where equipment was inoperable or malfunctioning.

8. Sensitivity

To be useful, data reporting limits must be lower than the MCLs or other established clean-up goals, particularly for the target analytes. The requested analyses used by LLNL have been established specifically to have reporting limits that are less than the MCLs or clean-up goals. Exceptions can occur when elevated concentrations of target and/or non-target analytes require sample dilution in order to stay within the method calibration range or prevent equipment damage. In these cases, the LLNL contract requires that multiple dilutions are performed to keep the higher concentration analytes within the method calibration range and achieve the lowest reporting limits possible for the other analytes.

During 2021, the analytical laboratories met the agreed upon bid package reporting limits and, when necessary, performed multiple dilutions to keep the higher concentration analytes within the method calibration range and achieve the lowest reporting limits possible for the other analytes. The use of different dilution factors by the laboratories resulting in different reporting limits that prevent useful comparisons of lower concentration results did occur occasionally. However, for the most part, the affected analytes do not have detection histories at LLNL and are not target analytes for the Livermore Site or Site 300 environmental restoration projects. Overall, the 2021 analytical data meet the requirement for sensitivity.

9. Analytical Laboratory Certifications, Performance Testing, and DOECAP Assessments

LLNL requires the analytical laboratories under contract to maintain CA-ELAP certification for all fields of testing applicable to LLNL samples and participation in nationally recognized performance testing programs. Participation in the DOECAP-AP, while not required, is desirable.

9.1. Analytical Laboratory Certifications

During 2021, all laboratories maintained CA-ELAP certification for the fields of testing applicable to LLNL samples. DOECAP-AP accreditation, for those labs participating in the program, was also maintained.

9.2. Analytical Laboratory Performance Testing

During 2021, labs participated in Performance Testing (PT) programs administered by Phenova, ERA, NSI Lab, Absolute Standards, Inc., Mixed Analyte Performance Evaluation Program (MAPEP), and LGC Standards. Unacceptable results for quantification of radium-226 in water were received by one laboratory from the MAPEP Radiological Water program during fourth quarter 2021. Follow-up testing is pending. Results from all other laboratories for methods and analytes of interest to LLNL were acceptable.

9.3. DOECAP Assessments

Due to ongoing pandemic-related travel limits, DOECAP authorized remote audit and assessment processes through January 2022. Effective October 28, 2021, all assessments were conducted to DoD/DOE QSM 5.4. Four of the analytical laboratories under contract to LLNL were assessed in March, August, October, and November:

March 29–April 2, 2021: The American Association for Laboratory Accreditation (A2LA), an approved accrediting body (AB) for the DOECAP-AP, conducted a remote renewal assessment of GEL Laboratories, LLC, Charleston, South Carolina. The assessment team noted 13 deficiencies. Upon receipt of acceptable corrective actions, the AB found GEL in compliance with the DoD/DOE QSM 5.3 and ISO/IEC 17025:2017 standards for their accredited scope, and DOECAP accreditation was maintained.

August 9–13, 2021: A2LA conducted an onsite renewal assessment of Eurofins Test America Denver, Arvada, Colorado. The assessment team noted 24 deficiencies. Upon receipt of acceptable corrective actions, the AB found Eurofins Test America Denver in compliance with the DoD/DOE QSM 5.3 and ISO/IEC 17025:2017 standards for their accredited scope, and DOECAP accreditation was maintained.

October 13–15, 2021: Perry Johnson Laboratory Accreditation, Inc. (PJLA), an approved AB for the DOECAP-AP, conducted a remote assessment of ALS Laboratory Group–Fort Collins, CO. Three nonconformities related to record-keeping were reported, none of which were repeats. The AB found ALS in compliance with the DoD/DOE QSM 5.3 and ISO/IEC 17025:2017 standards for their accredited scope, and upon receipt of acceptable corrective actions, maintained their DOECAP accreditation.

November 15–22, 2021: PJLA conducted an onsite assessment of BC Laboratories, Inc.–Bakersfield, CA (now known as Pace Analytical Bakersfield following their purchase by Pace in September 2021). There were 4 minor nonconformities related to requirements in recently released DoD/DOE QSM 5.4. DOECAP accreditation will be maintained upon receipt of acceptable corrective actions.

10. Internal Assessments and Inspections

DOE/LLNL conducts self-assessments, both formal and informal, to evaluate work activities to procedural, QA, management, and ISMS practices. External regulatory agencies and management also perform frequent assessments, verifications, and inspections of DOE/LLNL work activities. Due to COVID-19 restrictions, only four assessments were conducted for the Livermore Site CERCLA program during 2021, including a Storm Water Pollution Prevention Program (SWPPP) inspection, a Five-Year Review inspection, an annual institutional controls inspection, and one work observation of groundwater sampling. Sixteen assessments were conducted for the Site 300 CERCLA program during 2021, including a SWPPP inspection, two inspections of the Building 850 Corrective Action Management Unit (CAMU), seven inspections of the Pit 7 Drainage Diversion System (DDS), four inspections of the Building 829 monitor wells, an annual institutional controls inspection, and a Five-Year OU 2, 3, and 8 Review inspection. Issues and deficiencies observed during assessments are tracked from inception to resolution using the institutional issues tracking system. There were no deficiencies associated with the assessments performed for either the Livermore Site or Site 300 environmental restoration projects during this reporting period.

11. Summary and Conclusion

Overall, the 2021 analytical data met the MQOs established in the QAPP. Table 2 summarizes the 2021 results for analytical and field QC precision, accuracy, representativeness, comparability, completeness, and sensitivity assessed to the MQOs.

- There were only minor issues with analytical data that required rejection of the results during 2021. Data was lost for only one of the three samples with rejected VOC results, duplicate results were available and resampling was possible for the other two samples (Section 2).
- For accuracy, the overall results for each analytical group or specific analyte met the MQOs. Individually, all laboratories met the MQOs for VOCs, HE compounds, tritium, uranium-238, nitrate, and perchlorate. Individually, one of the three laboratories performing metals analyses did not reach the 85% MQO (Section 3.1).
- The MQOs for analytical precision were met by the overall results for each analytical group or specific analyte. Individually, all laboratories met the MQOs for HE compounds, metals, tritium, nitrate, and perchlorate. One of three laboratories performing VOC analyses (aqueous samples) and one of two laboratories performing alpha spectrometry analyses for uranium-238 did not reach the 85% MQO (Section 3.2).
- Field QC samples met their MQOs for precision, indicating good precision for the entire sample collection and analysis process (Section 4).
- The 10% MQO for duplicate sample collection was mostly met. Some improvement is needed, particularly for soil and soil vapor samples, and where possible, a more even distribution of samples for inter-laboratory and intra-laboratory comparisons (Section 4).
- There were no issues that would affect the representativeness, comparability, or sensitivity of the analytical data (Sections 5, 6, and 8).
- Completeness for Livermore Site and Site 300 was 98% and 94%, respectively, exceeding the 85% MQO. This was achieved despite a reduced number of sampling personnel due to confirmed or suspected cases of COVID-19 (Section 7).
- During 2021, the analytical laboratories fulfilled their contract requirements by maintaining their certifications, participating in PT programs with acceptable results for the analytical methods applicable to Livermore Site and Site 300 samples, and four laboratories retained their DOECAP accreditation after successful DOECAP assessments (Section 9).
- Due to COVID-19 travel and work restrictions, only self-assessments of internal operations and facilities were conducted during 2021. There were no deficiencies noted for the work observations and inspections conducted (Section 10).

In conclusion, the analytical data obtained from analysis of environmental samples collected by the Livermore Site and Site 300 environmental restoration projects during 2021 have met their MQOs and are of quality sufficient for their intended purposes.

References

LLNL (2020), *Quality Assurance Project Plan, Lawrence Livermore National Laboratory Livermore Site and Site 300 Environmental Restoration Projects*, Lawrence Livermore National Laboratory, Livermore, CA (UCRL-AR-103160-REV-4).

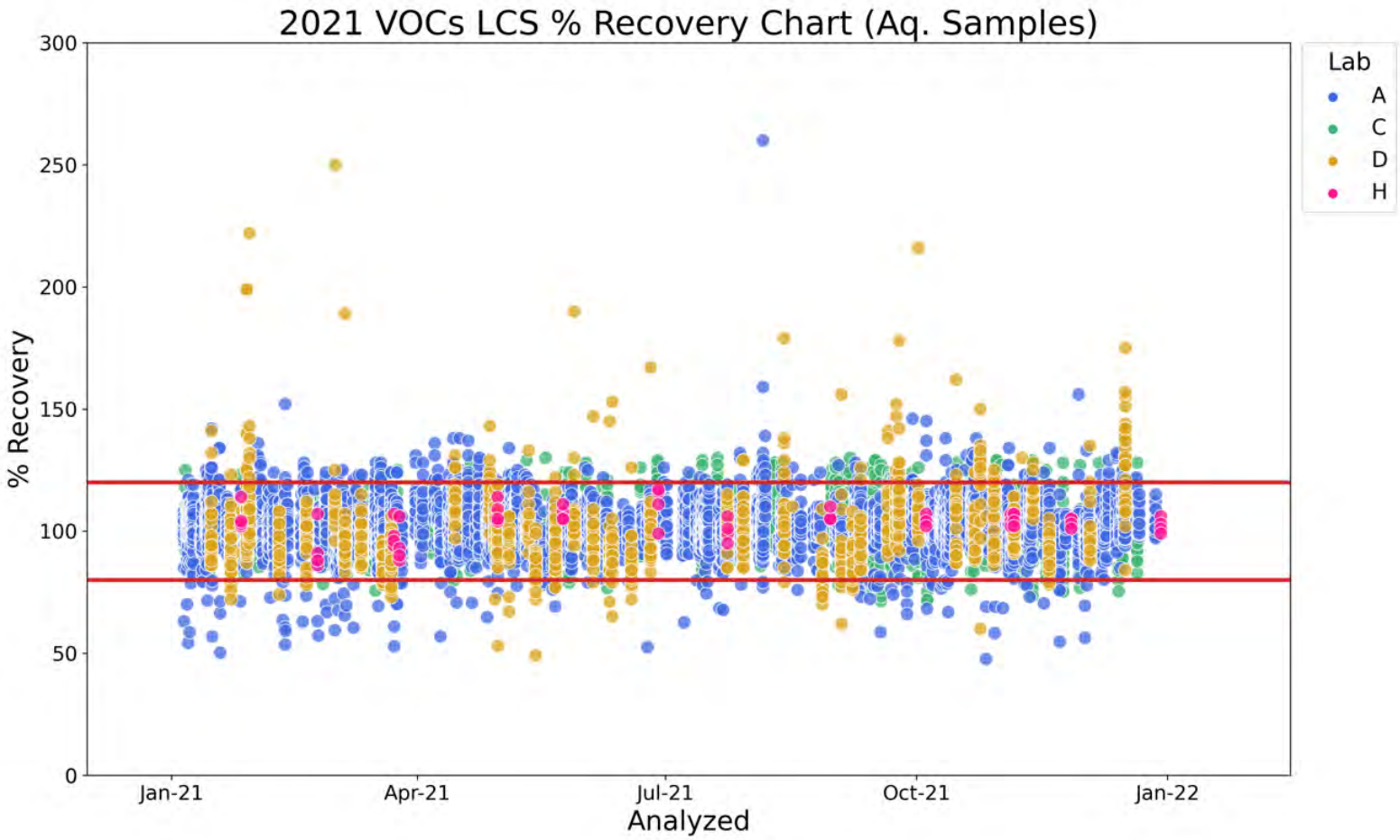

Figure H-1. Volatile Organic Compounds Aqueous Analysis - LCS Percent Recovery Chart

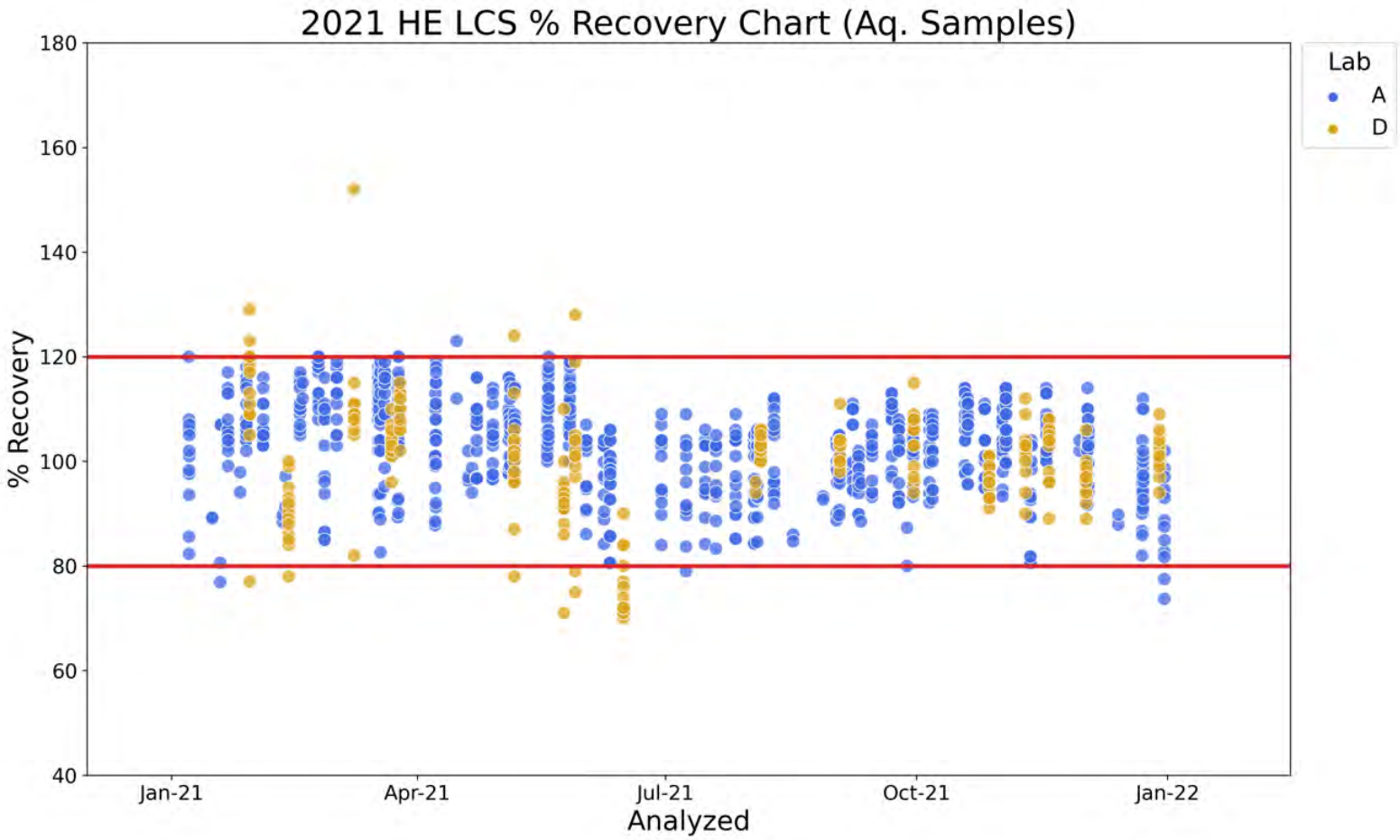

Figure H-2. High-Explosive Compounds Aqueous Analysis - LCS Percent Recovery Chart

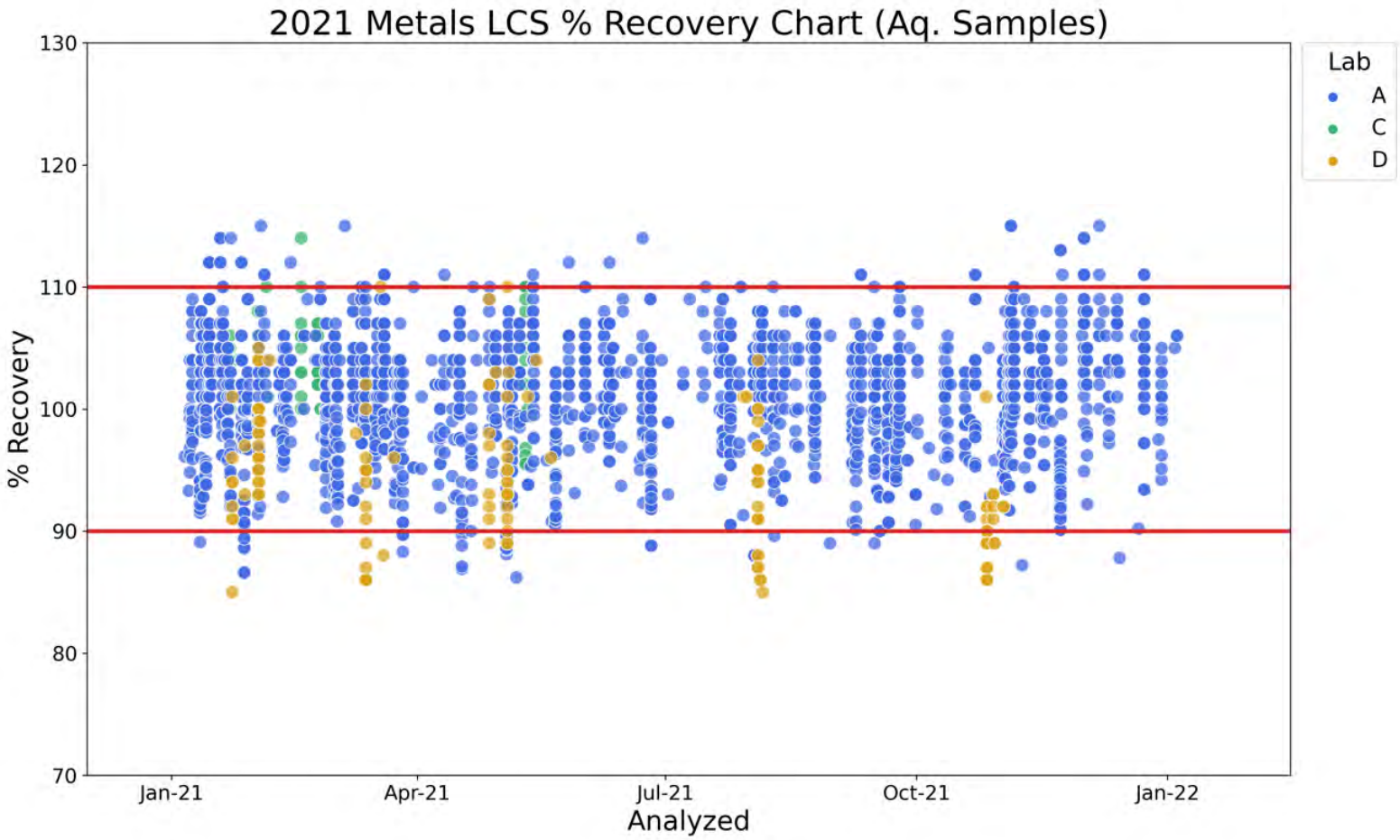

Figure H-3. Metals Aqueous Analysis - LCS Percent Recovery Chart

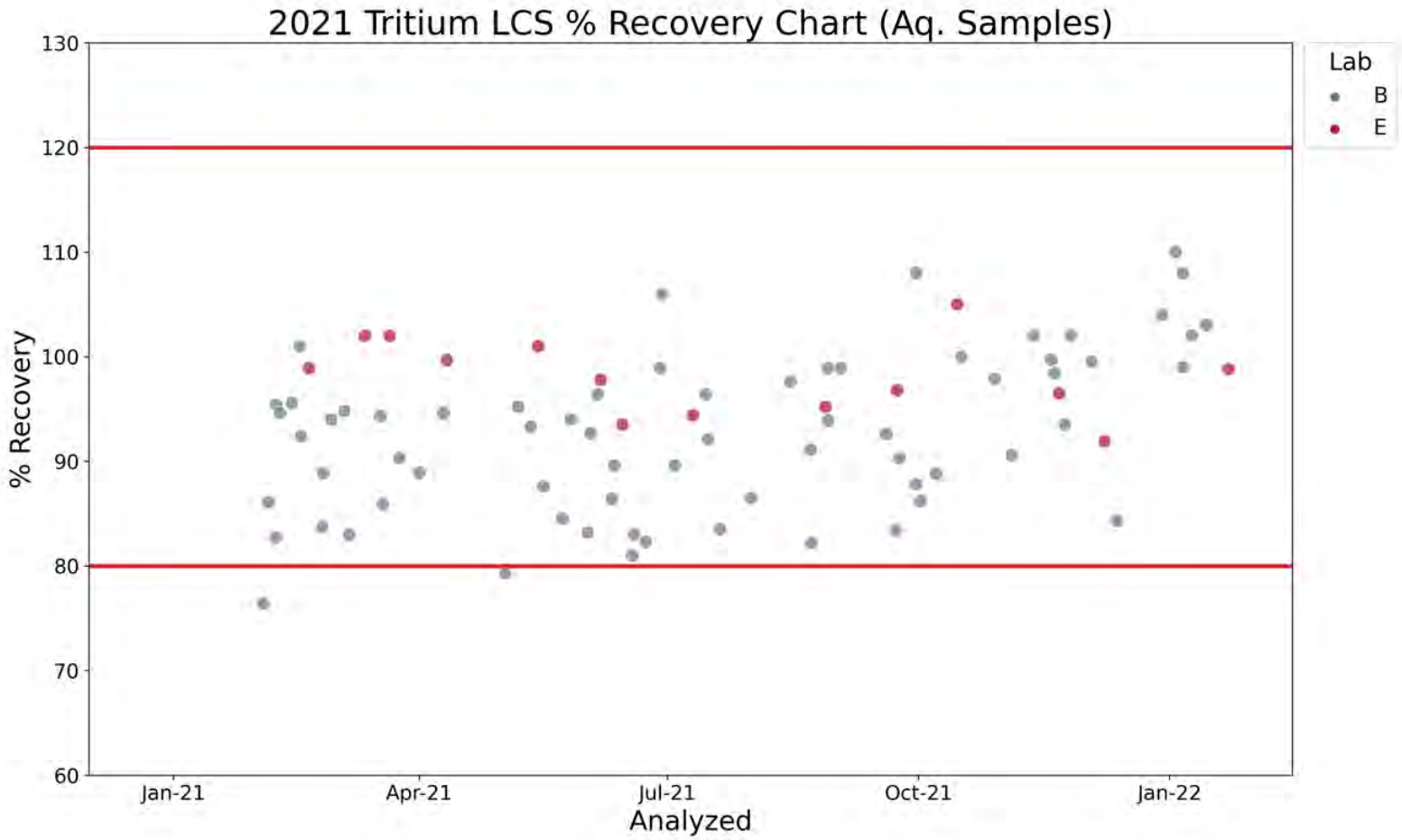

Figure H-4. Tritium Aqueous Analysis - LCS Percent Recovery Chart

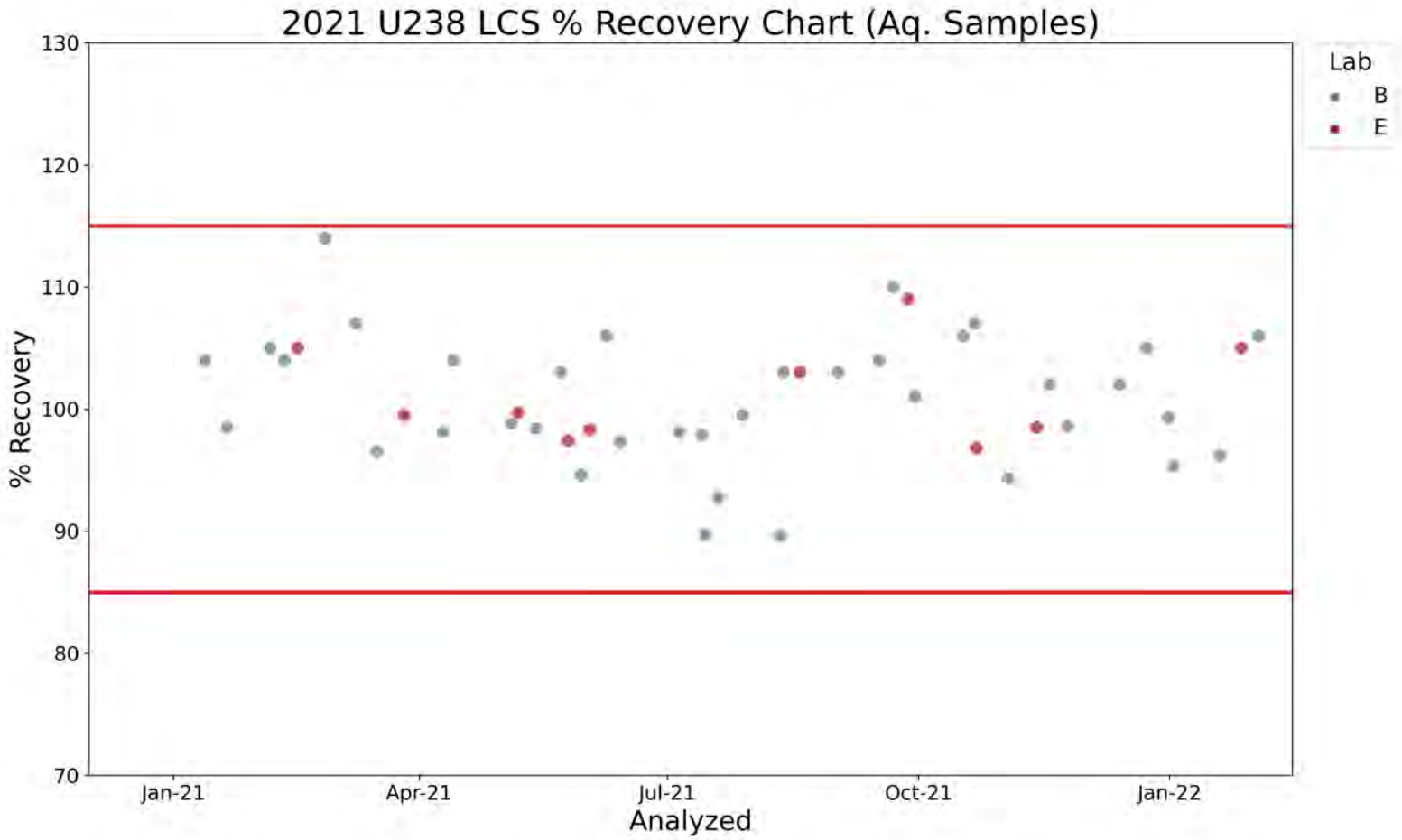

Figure H-5. Uranium-238 Aqueous Analysis - LCS Percent Recovery Chart

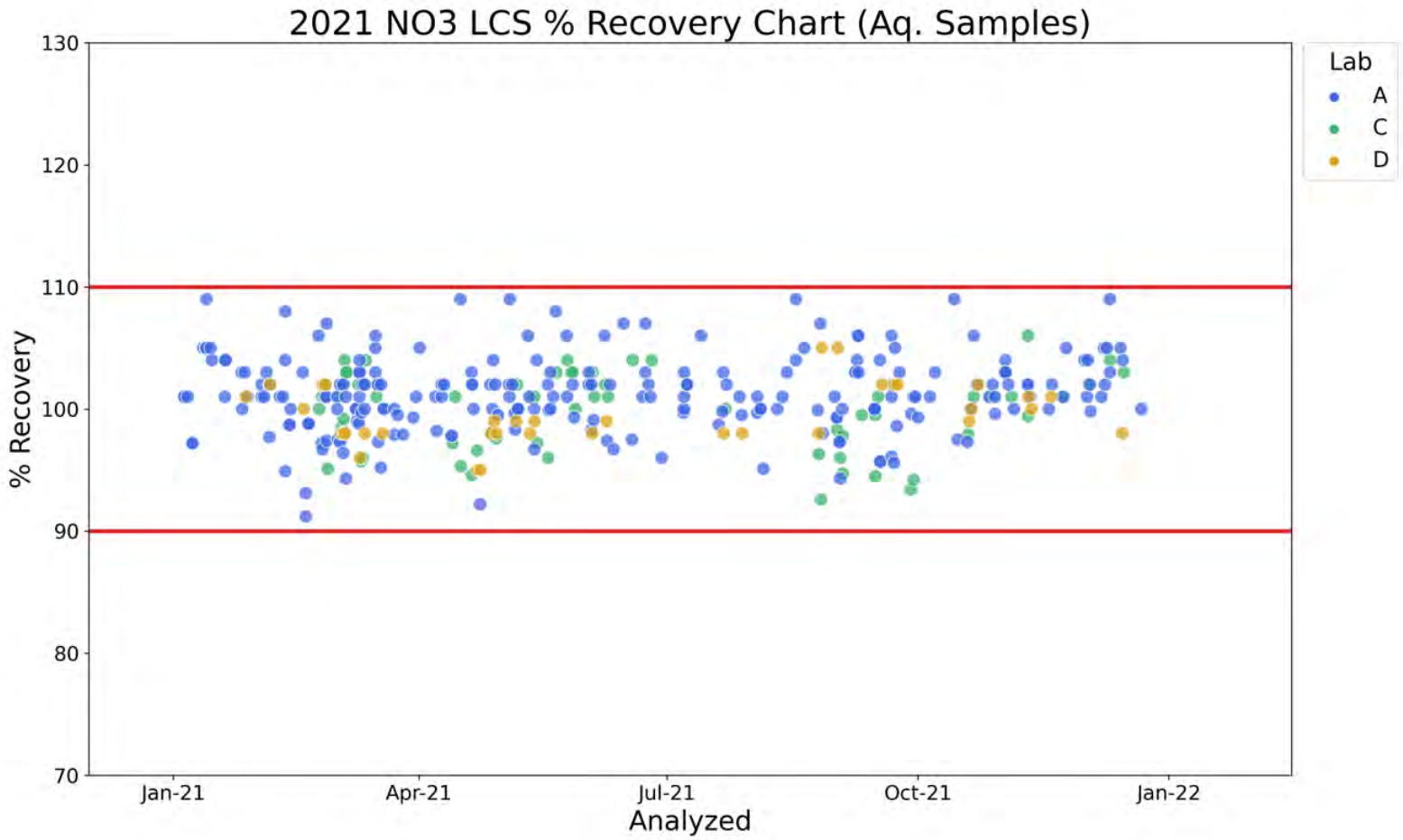

Figure H-6. Nitrate Aqueous Analysis - LCS Percent Recovery Chart

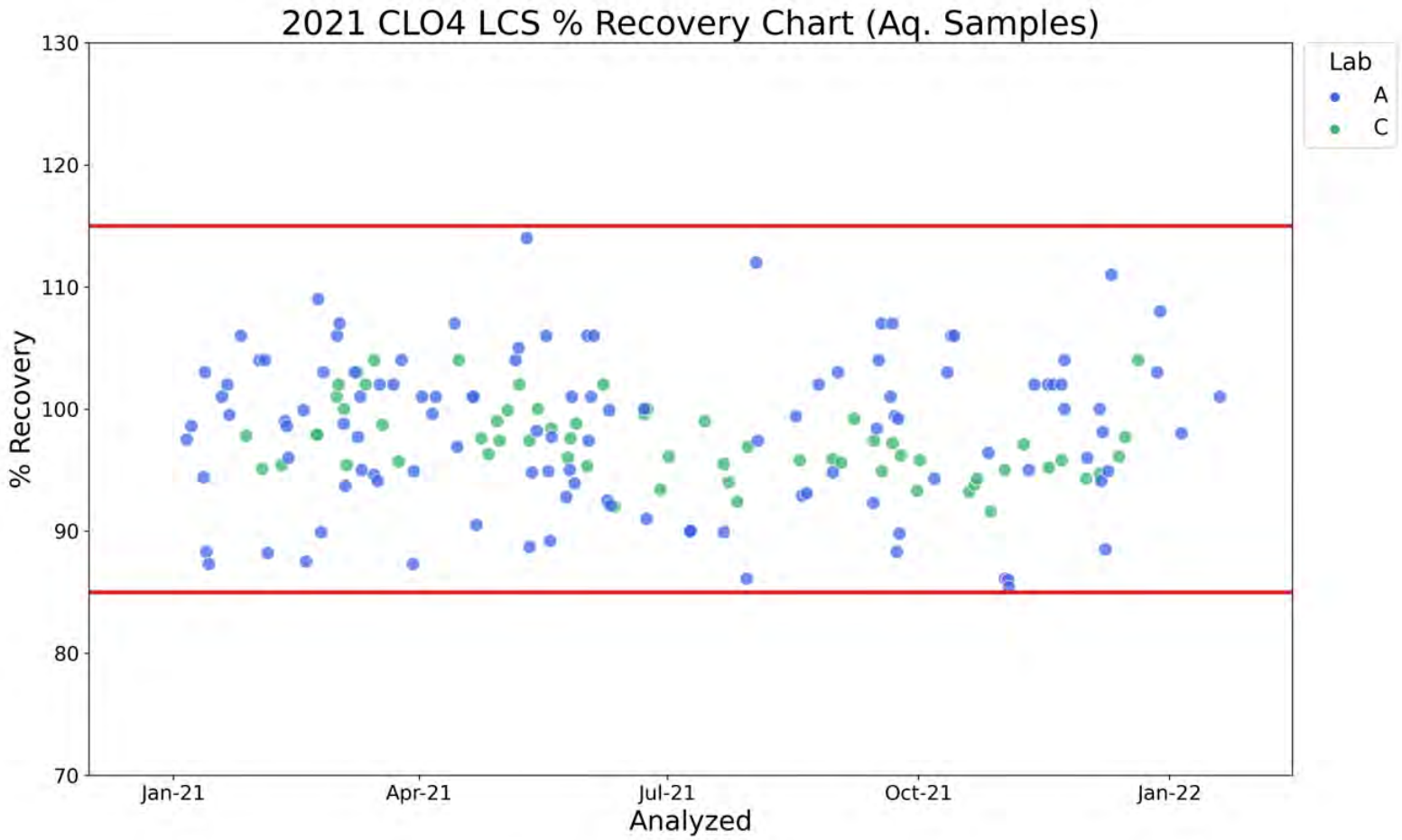

Figure H-7. Perchlorate Aqueous Analysis - LCS Percent Recovery Chart

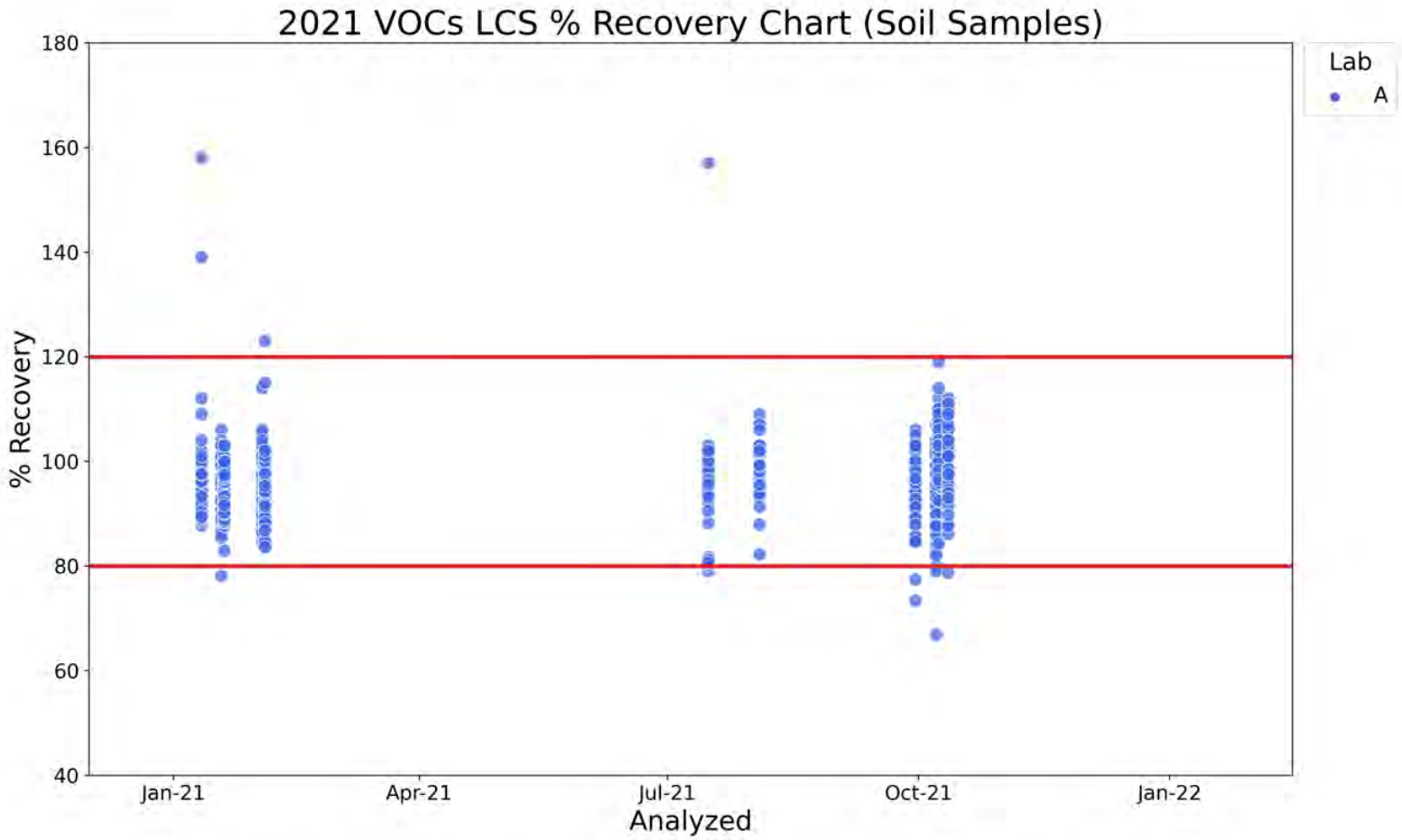

Figure H-8. Volatile Organic Compounds Soil Analysis - LCS Percent Recovery Chart

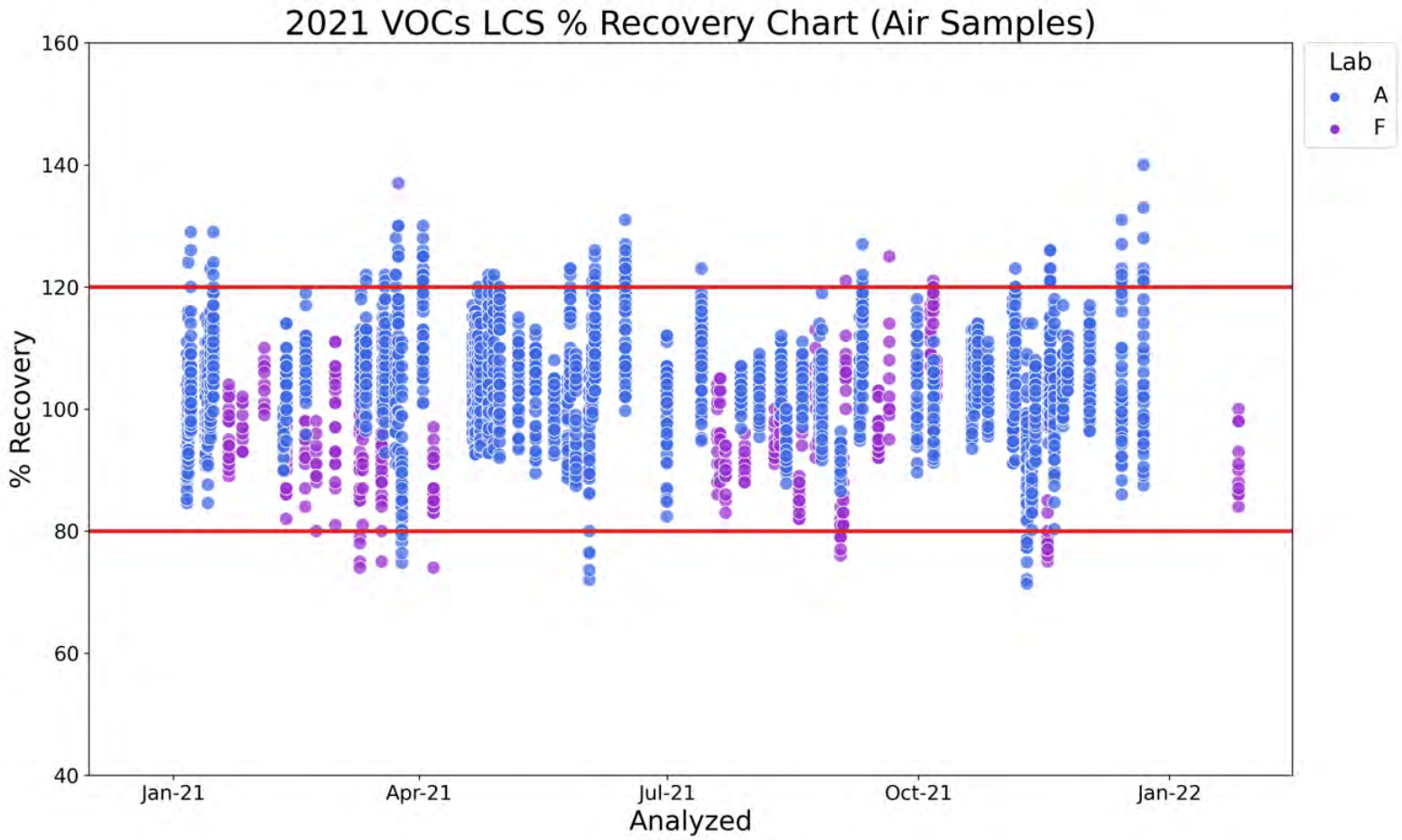

Figure H-9. Volatile Organic Compounds Air Analysis - LCS Percent Recovery Chart

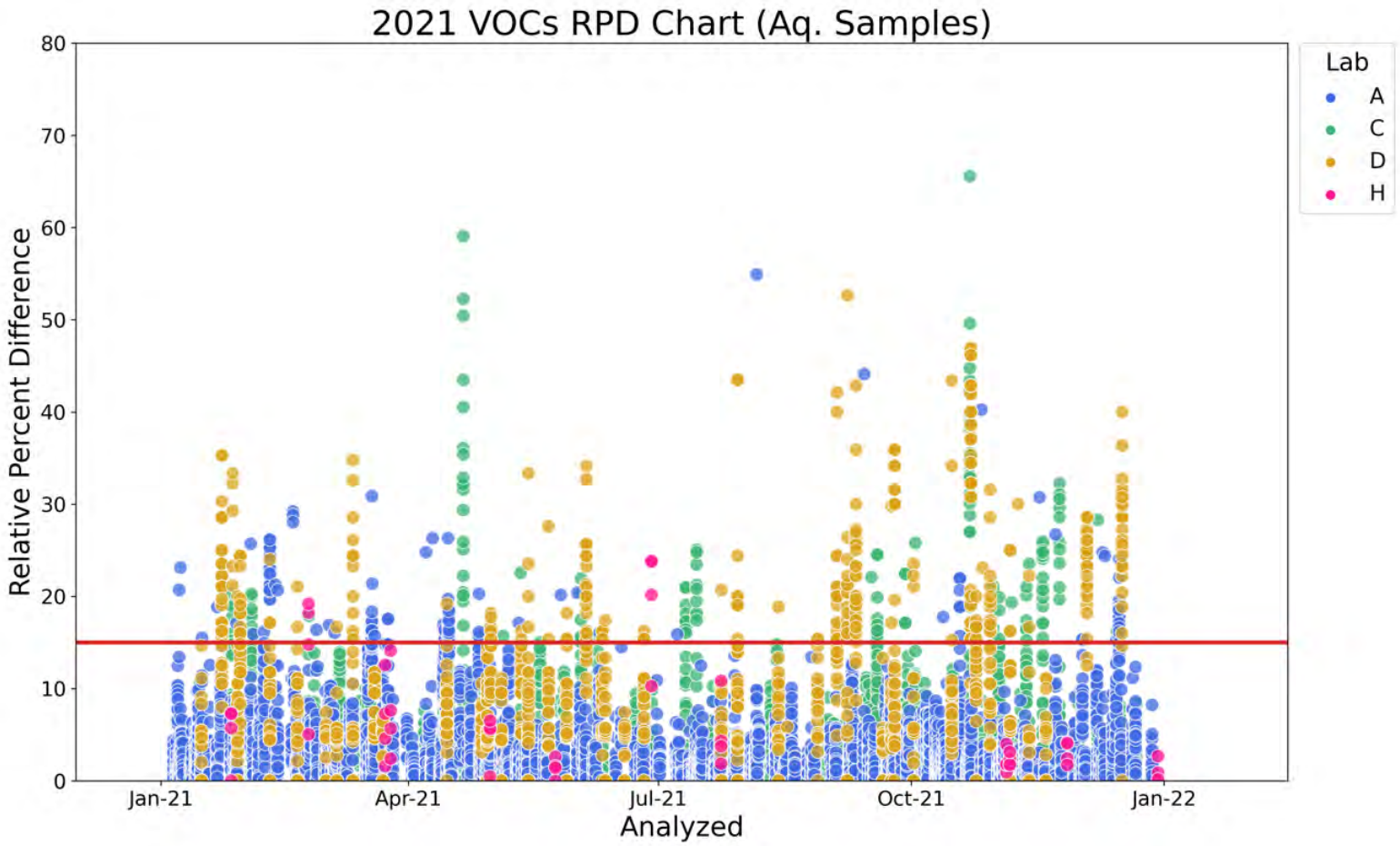

Figure H-10. Volatile Organic Compounds Aqueous Analysis - MS/MSD Relative Percent Difference Chart

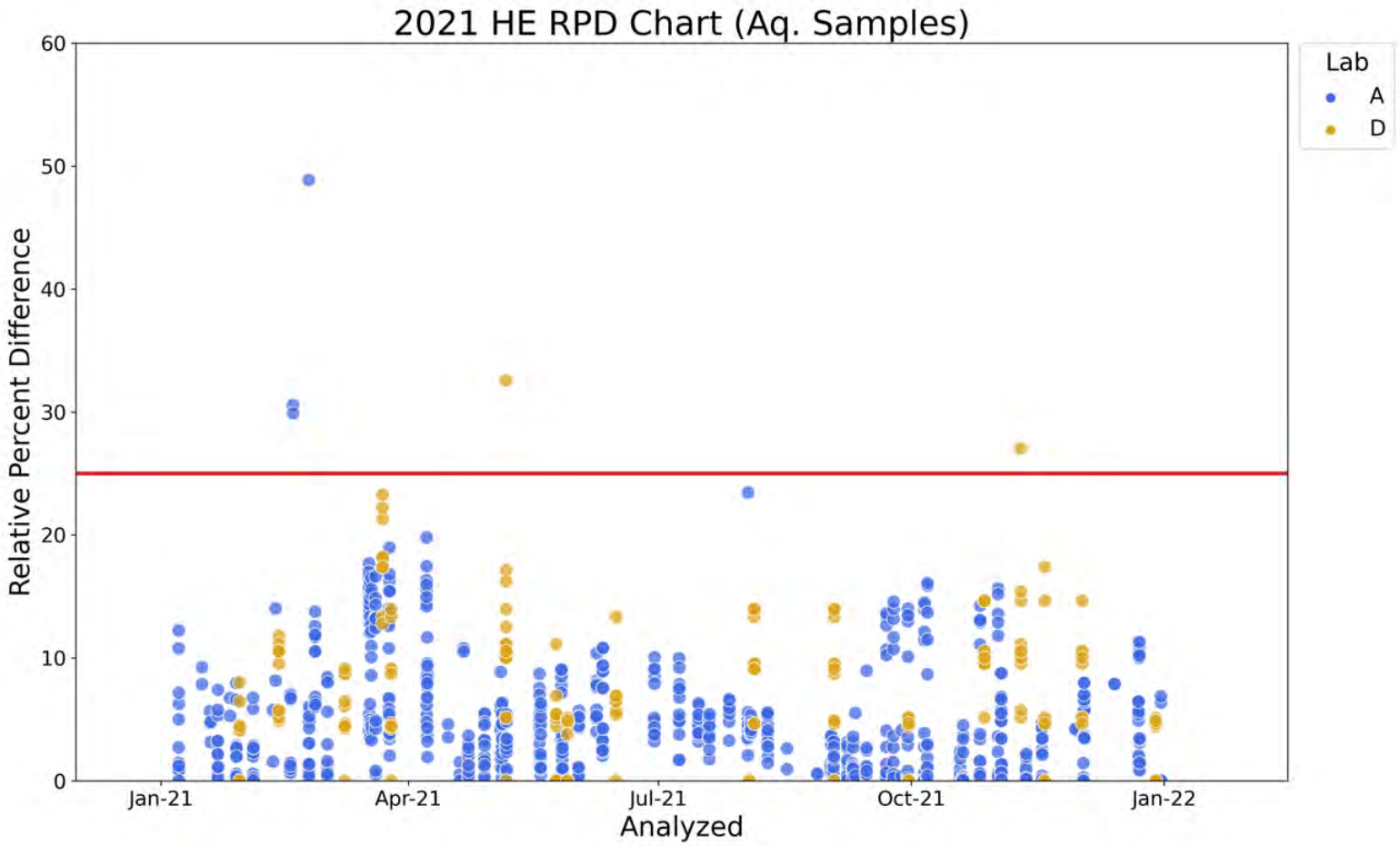

Figure H-11. High-Explosives Aqueous Analysis - MS/MSD Relative Percent Difference Chart

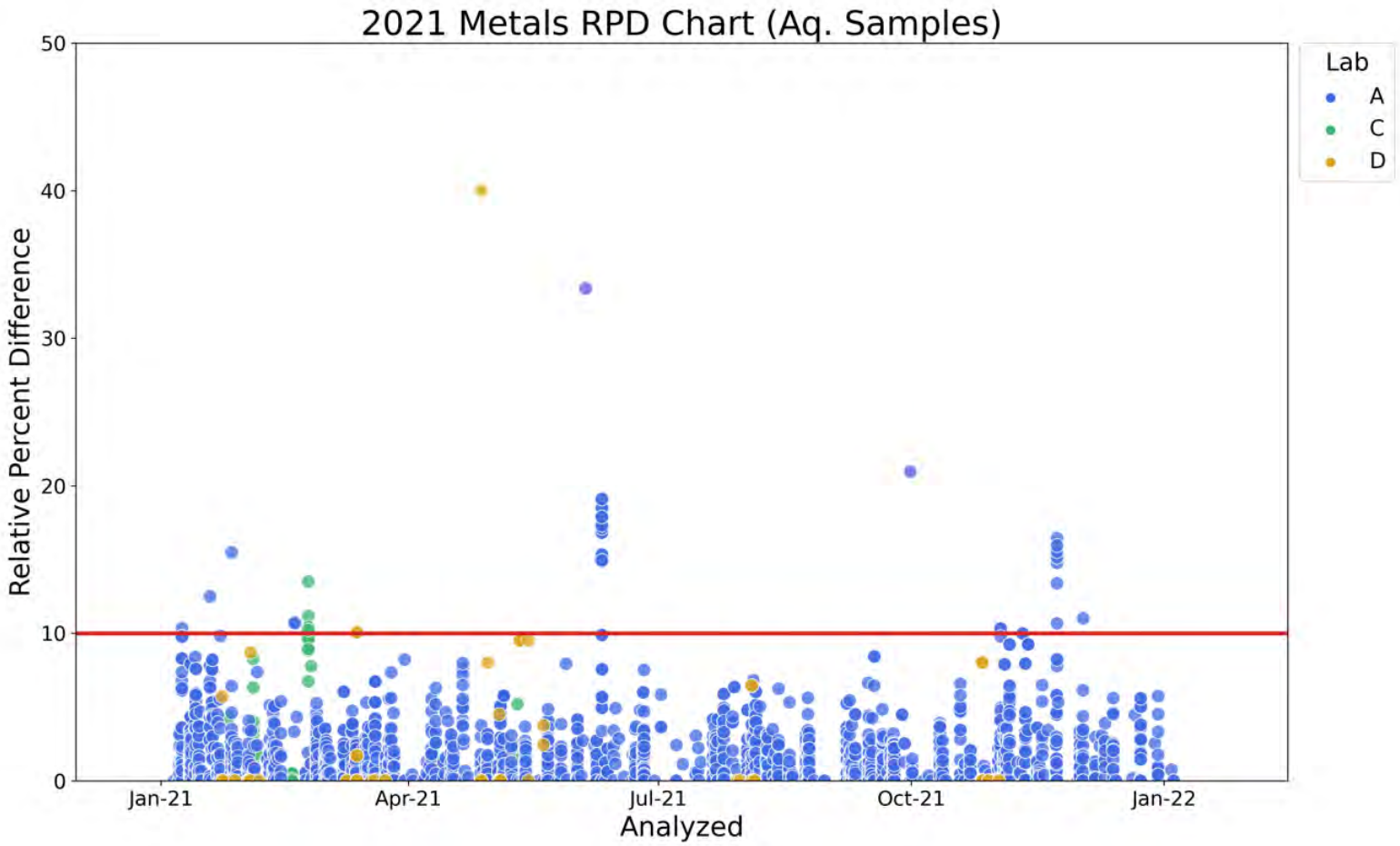

Figure H-12. Metals Aqueous Analysis - MS/MSD Relative Percent Difference Chart

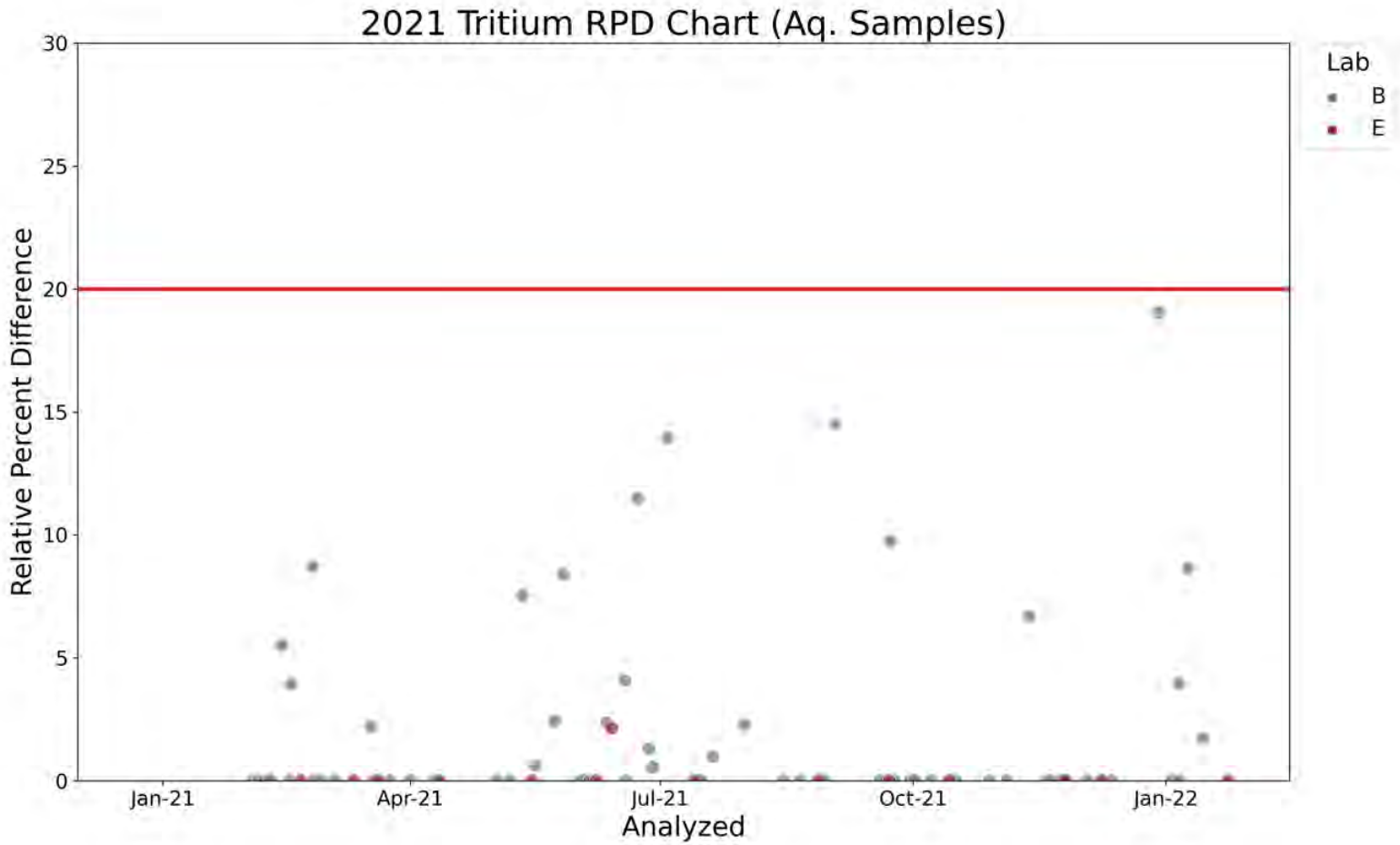

Figure H-13. Tritium Aqueous Analysis - QC Duplicate Relative Percent Difference Chart

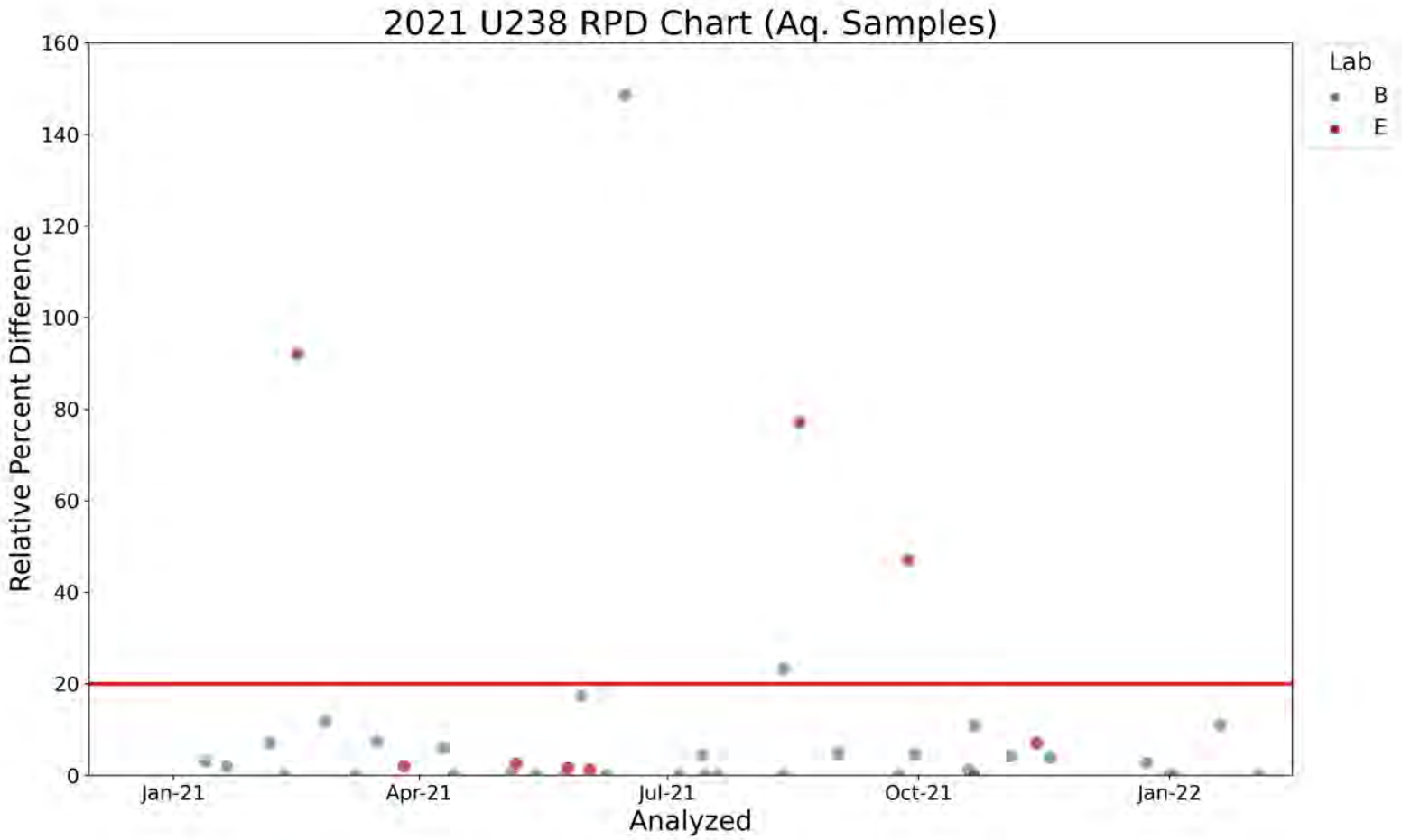

Figure H-14. Uranium-238 Aqueous Analysis - QC Duplicate Relative Percent Difference Chart

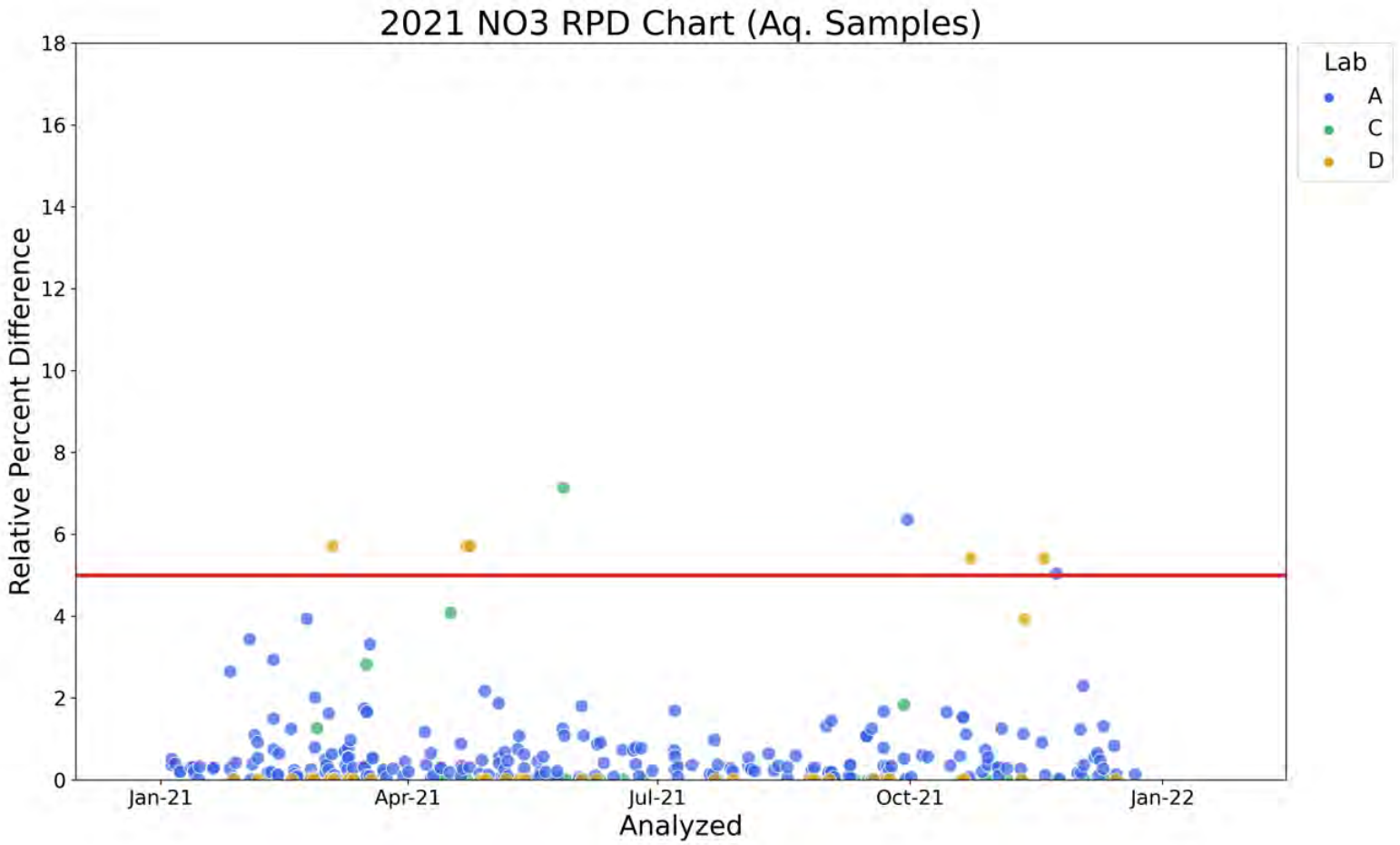

Figure H-15. Nitrate Aqueous Analysis - MS/MSD Relative Percent Difference Chart

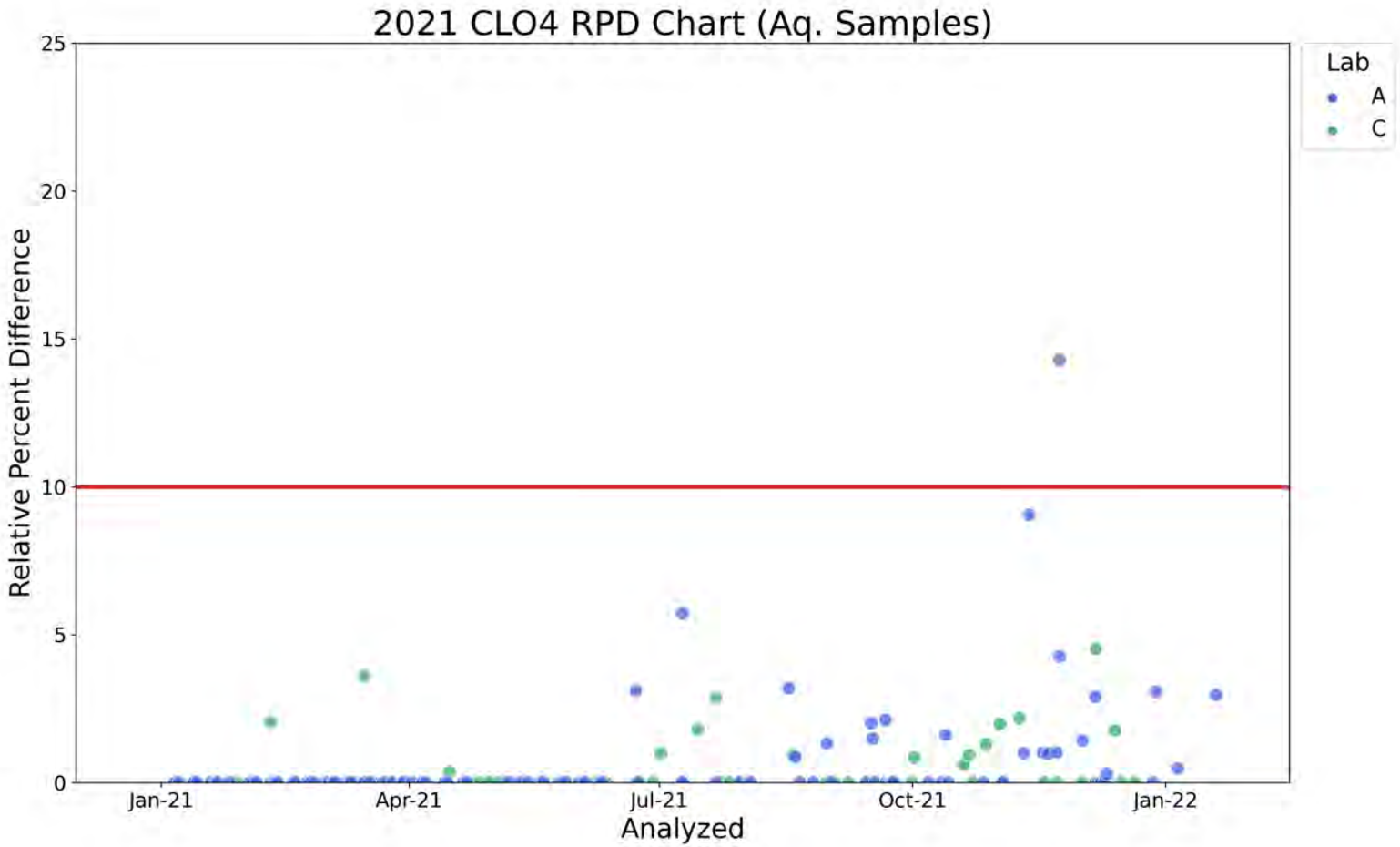

Figure H-16. Perchlorate Aqueous Analysis - MS/MSD Relative Percent Difference Chart

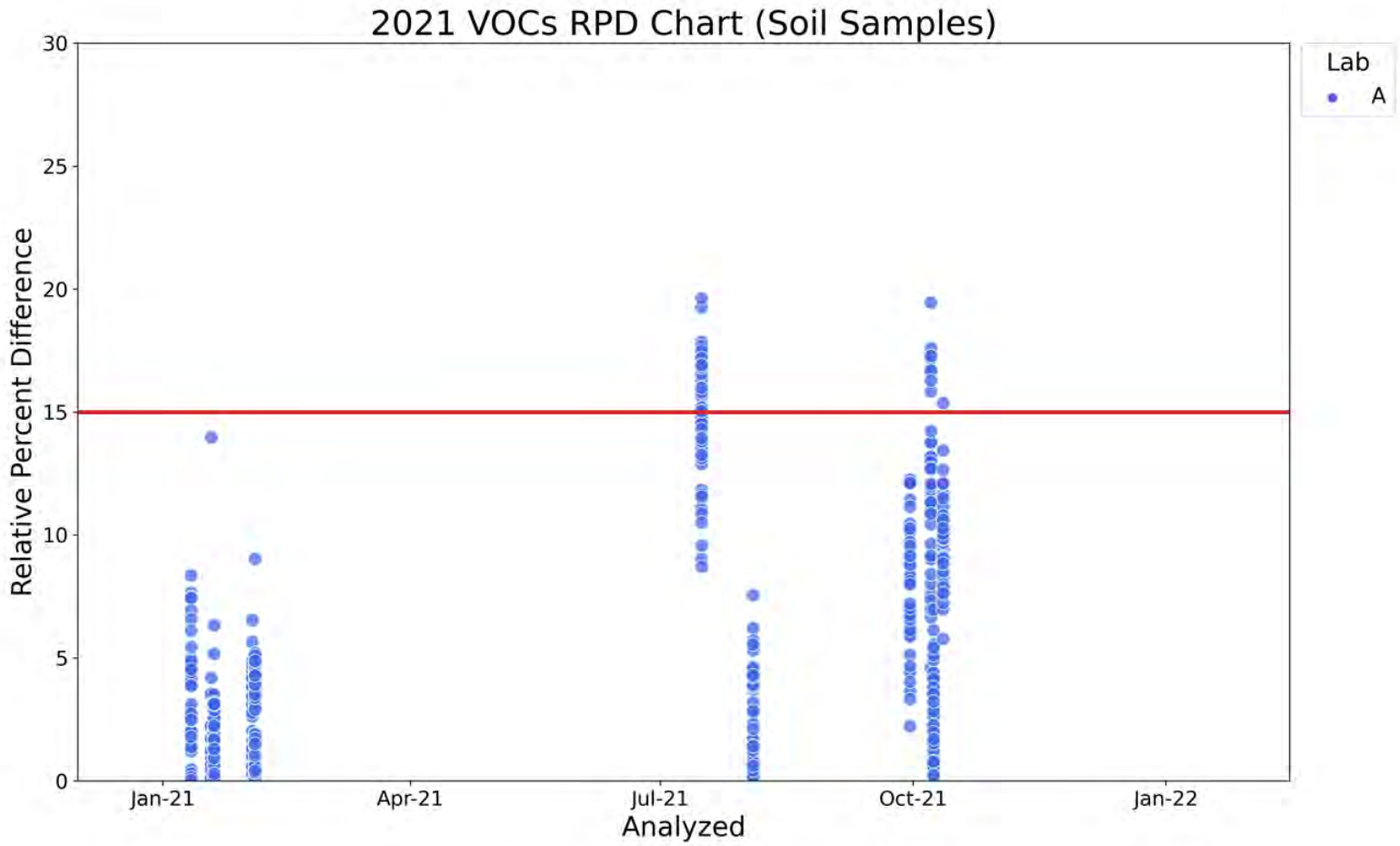

Figure H-17. Volatile Organic Compounds Soil Analysis - MS/MSD Relative Percent Difference Chart

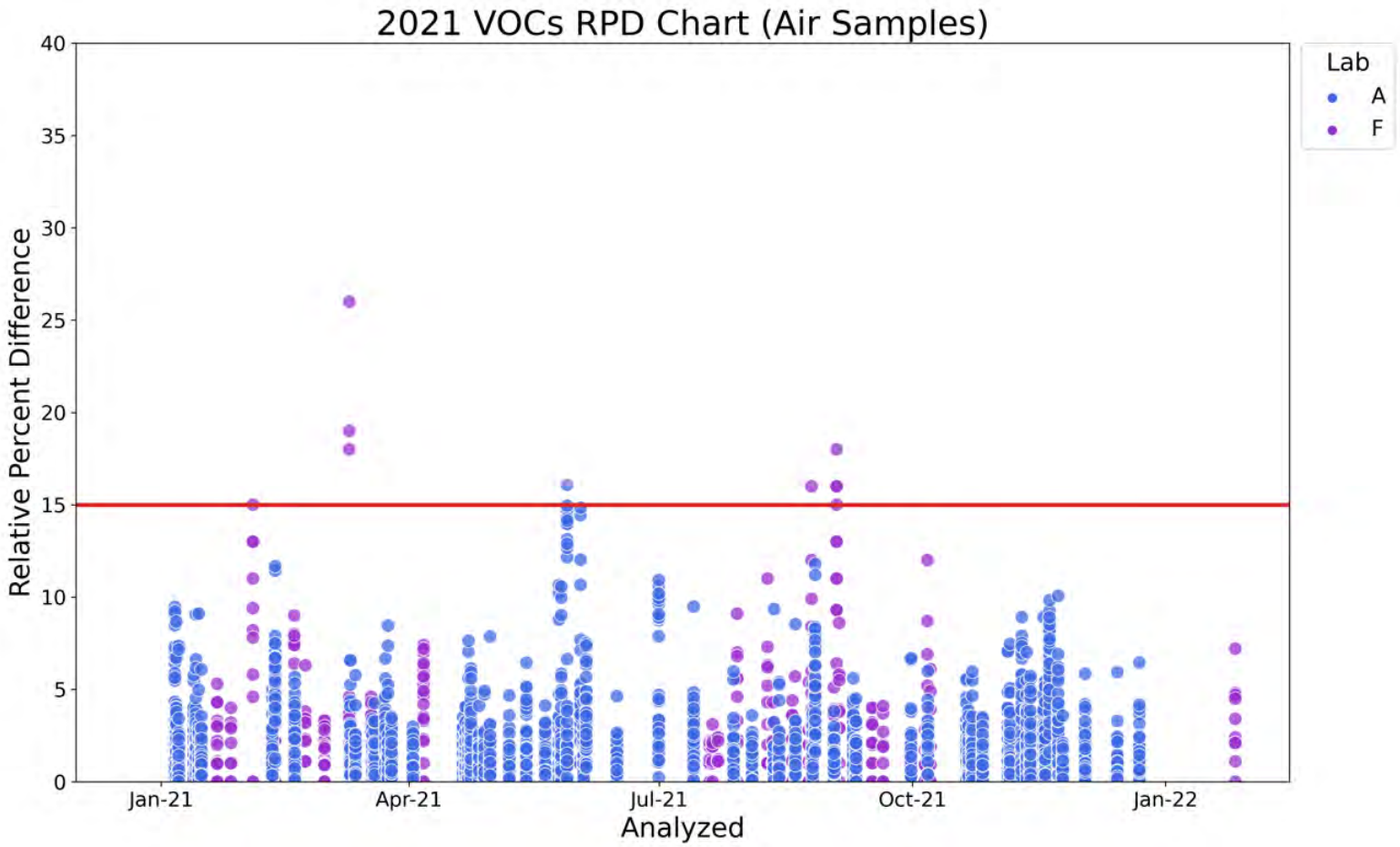

Figure H-18. Volatile Organic Compounds Air Analysis - LCS/LCSD Relative Percent Difference Chart

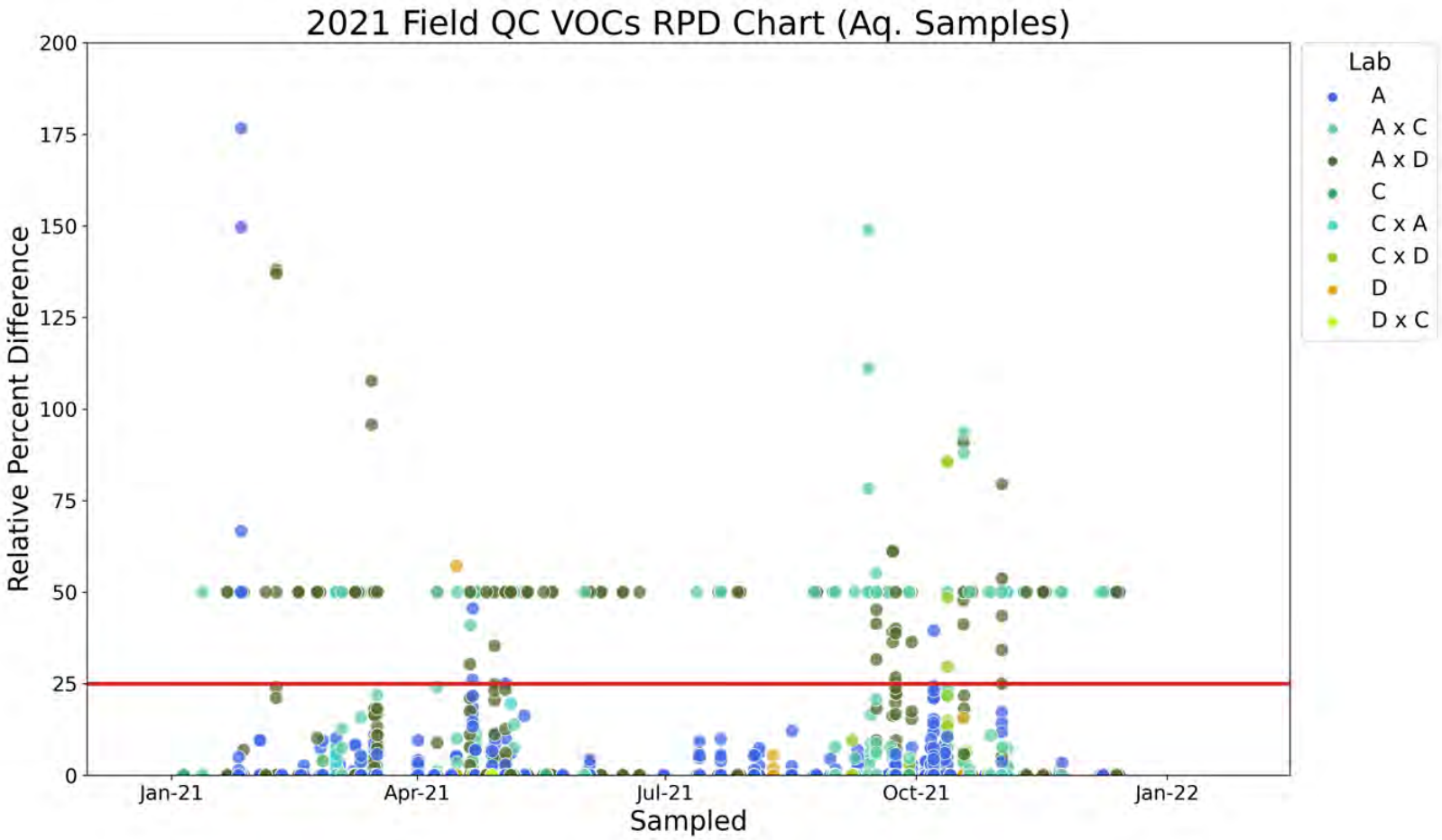

Figure H-19. Volatile Organic Compounds Aqueous Analysis - Field QC Duplicate Pair Relative Percent Difference Chart

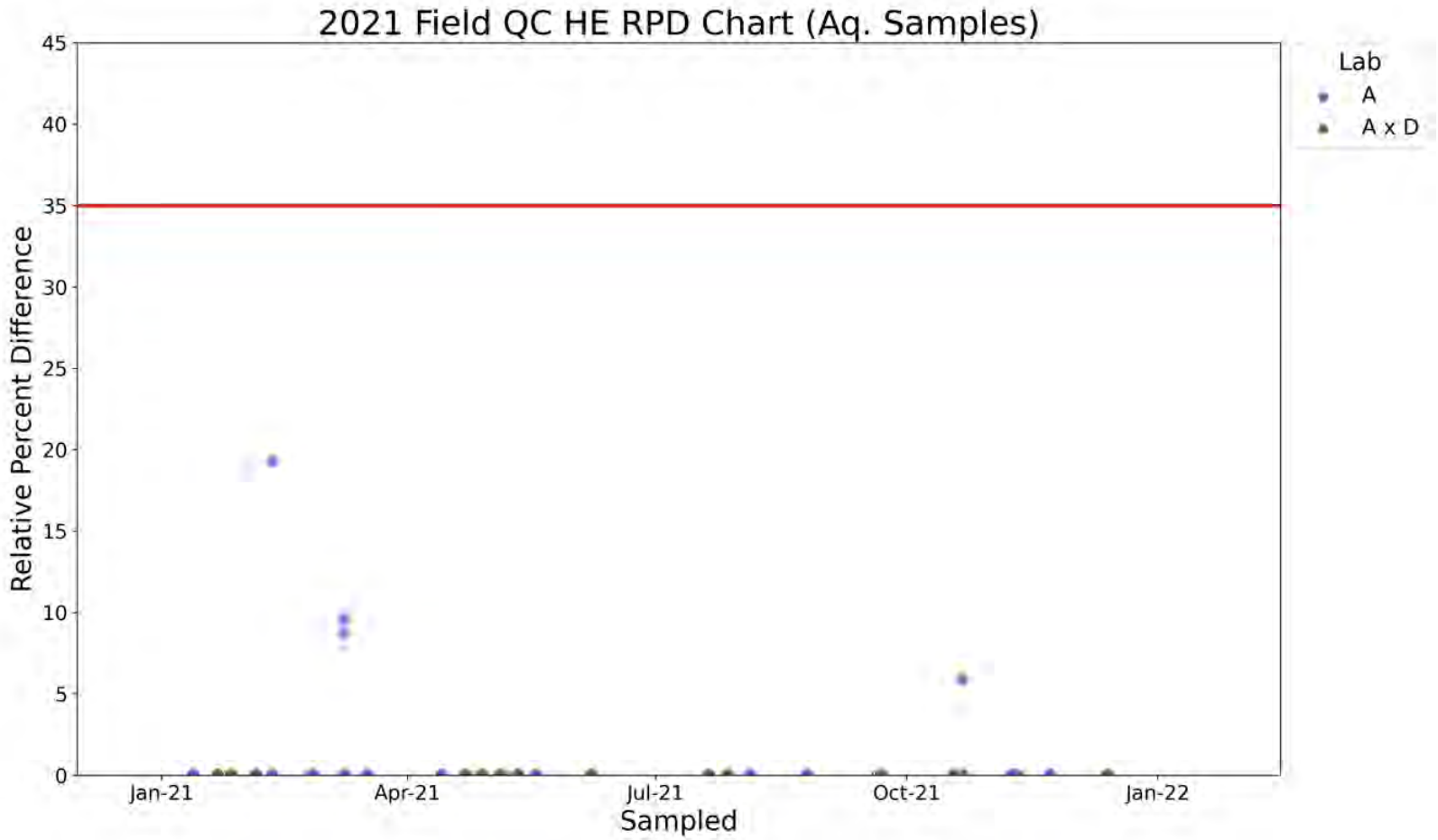

Figure H-20. High-Explosive Compounds Aqueous Analysis - Field QC Duplicate Pair Relative Percent Difference Chart

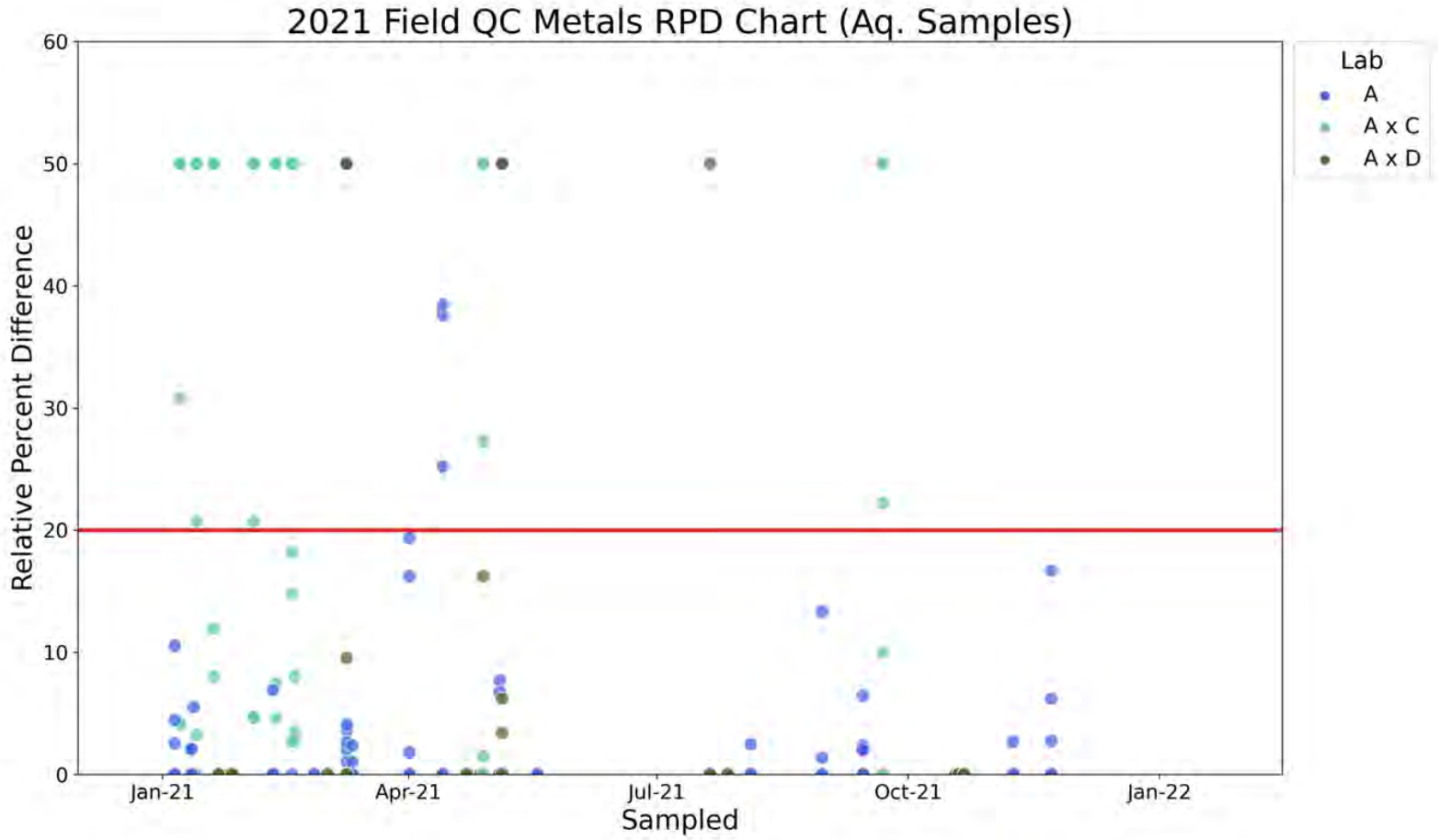

Figure H-21. Metals Aqueous Analysis - Field QC Duplicate Pair Relative Percent Difference Chart

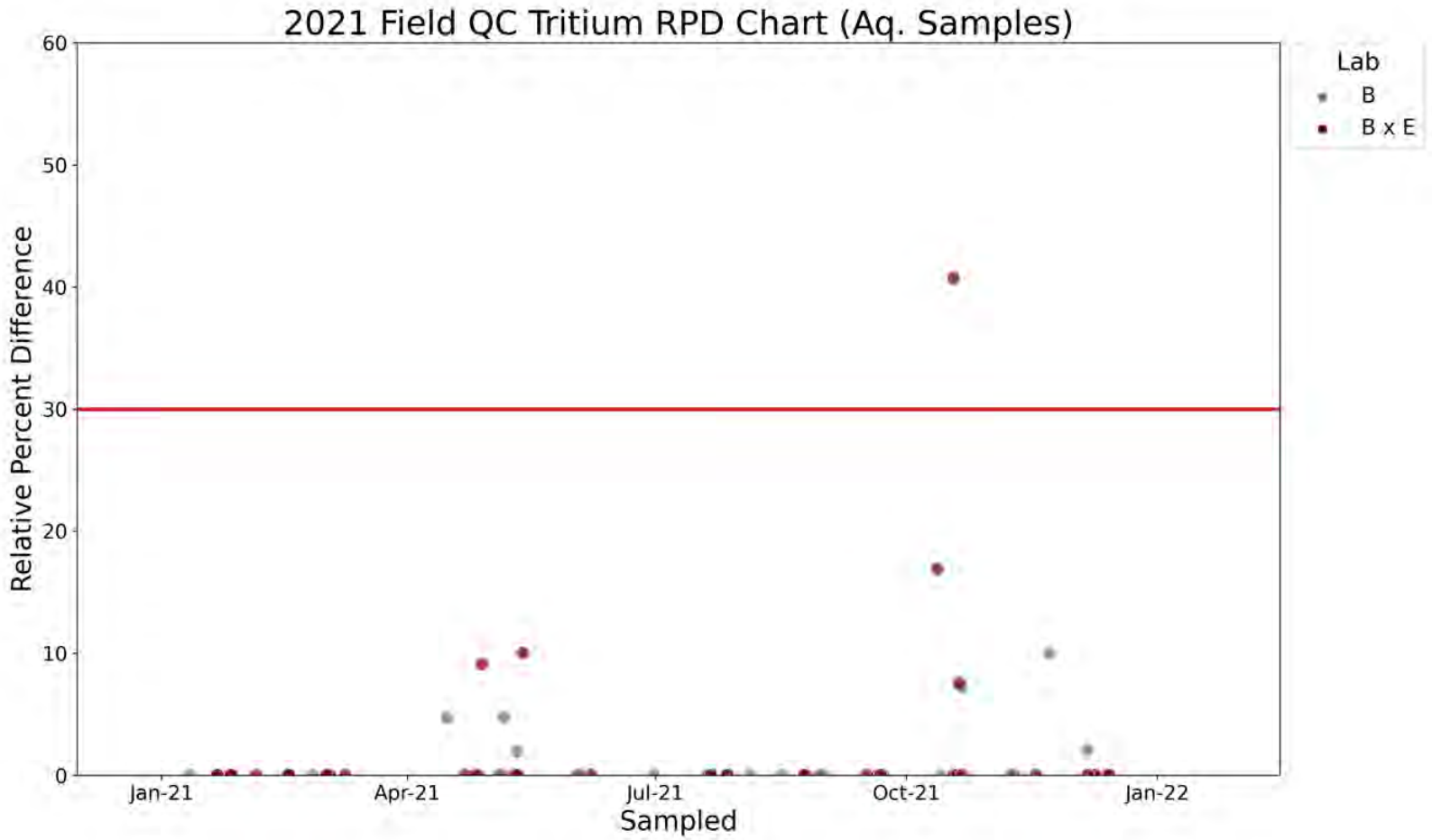

Figure H-22. Tritium Aqueous Analysis - Field QC Duplicate Pair Relative Percent Difference Chart

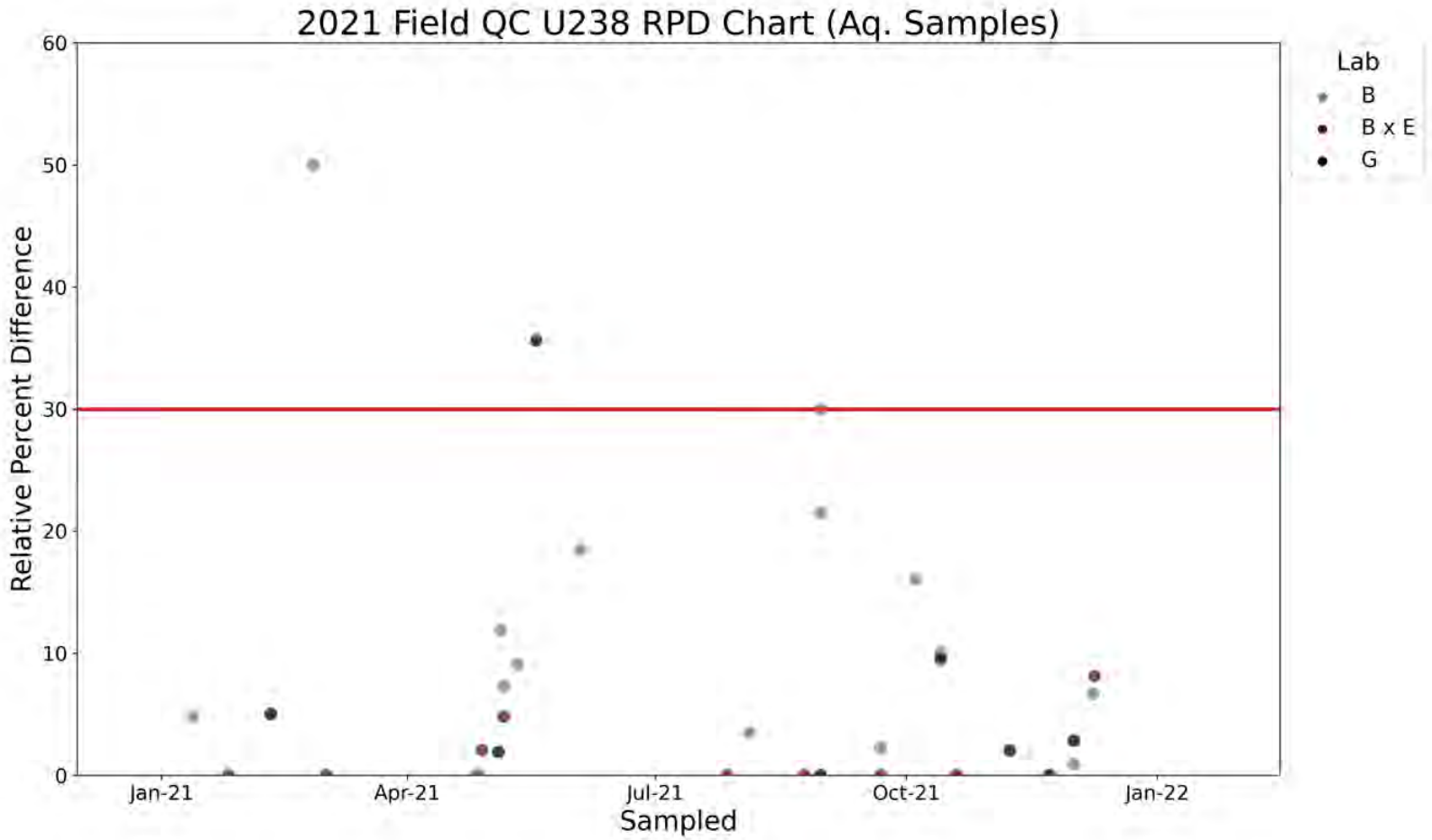

Figure H-23. Uranium-238 Aqueous Analysis - Field QC Duplicate Pair Relative Percent Difference Chart

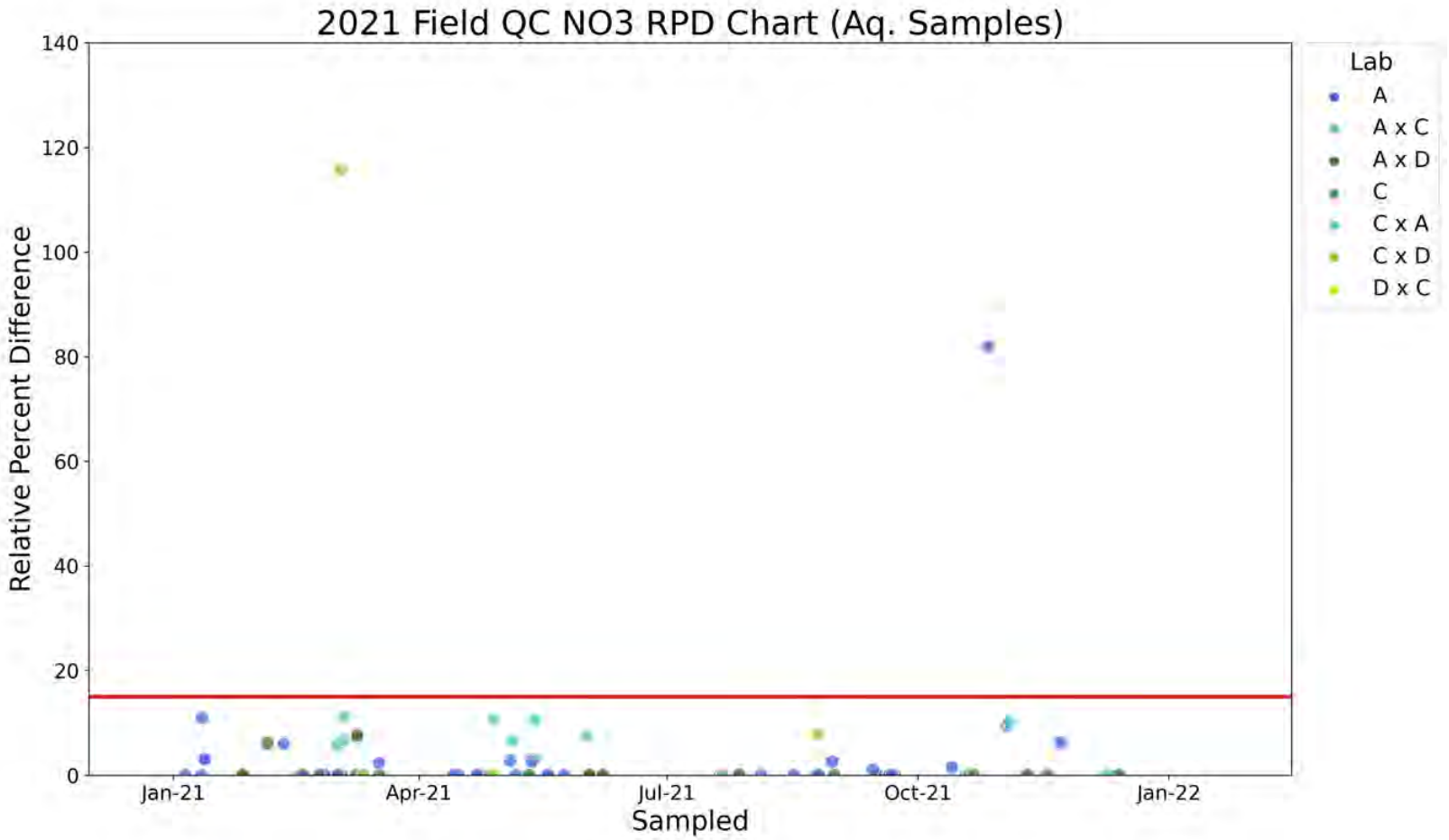

Figure H-24. Nitrate Aqueous Analysis - Field QC Duplicate Pair Relative Percent Difference Chart

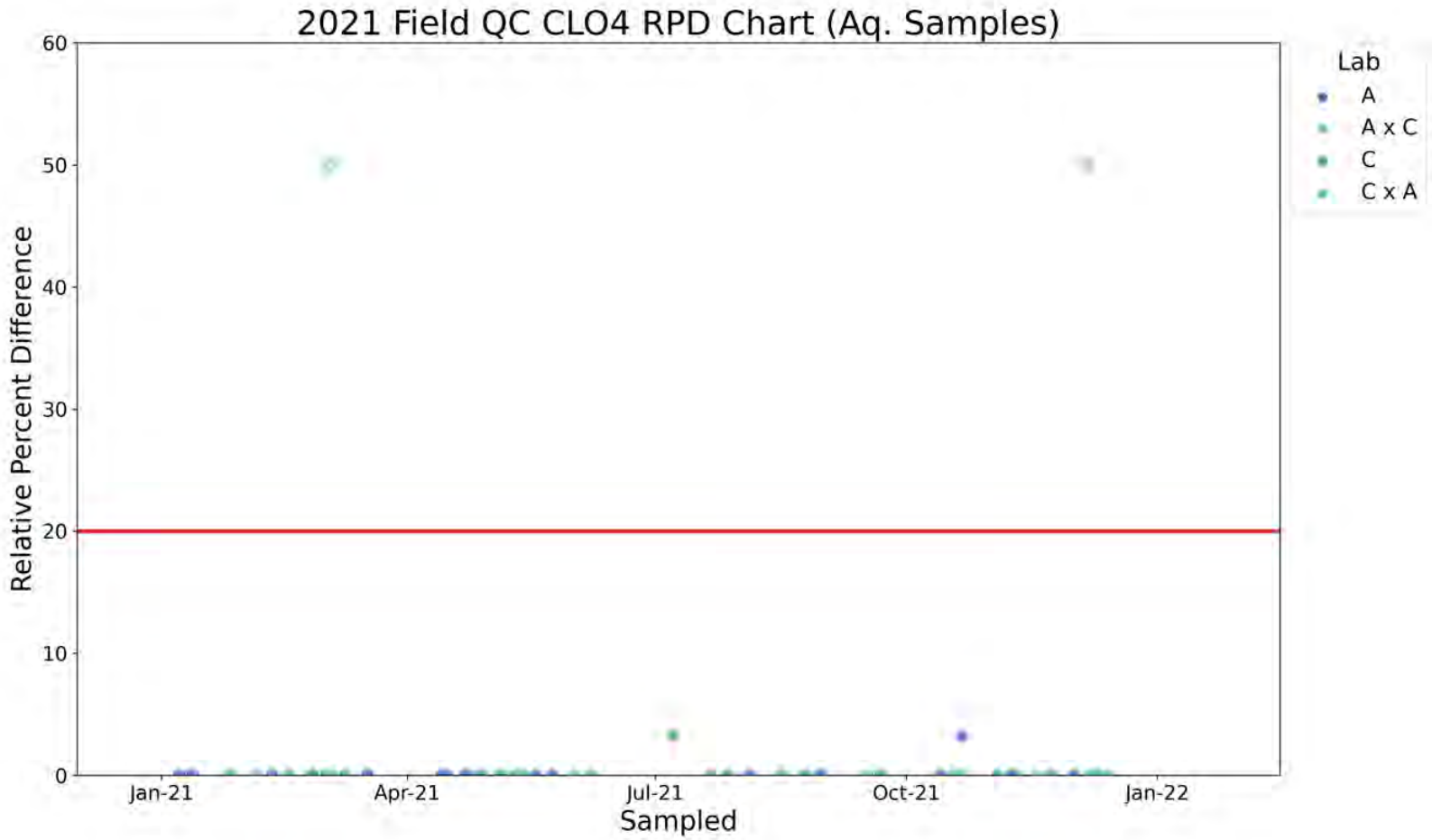

Figure H-25. Perchlorate Aqueous Analysis - Field QC Duplicate Pair Relative Percent Difference Chart

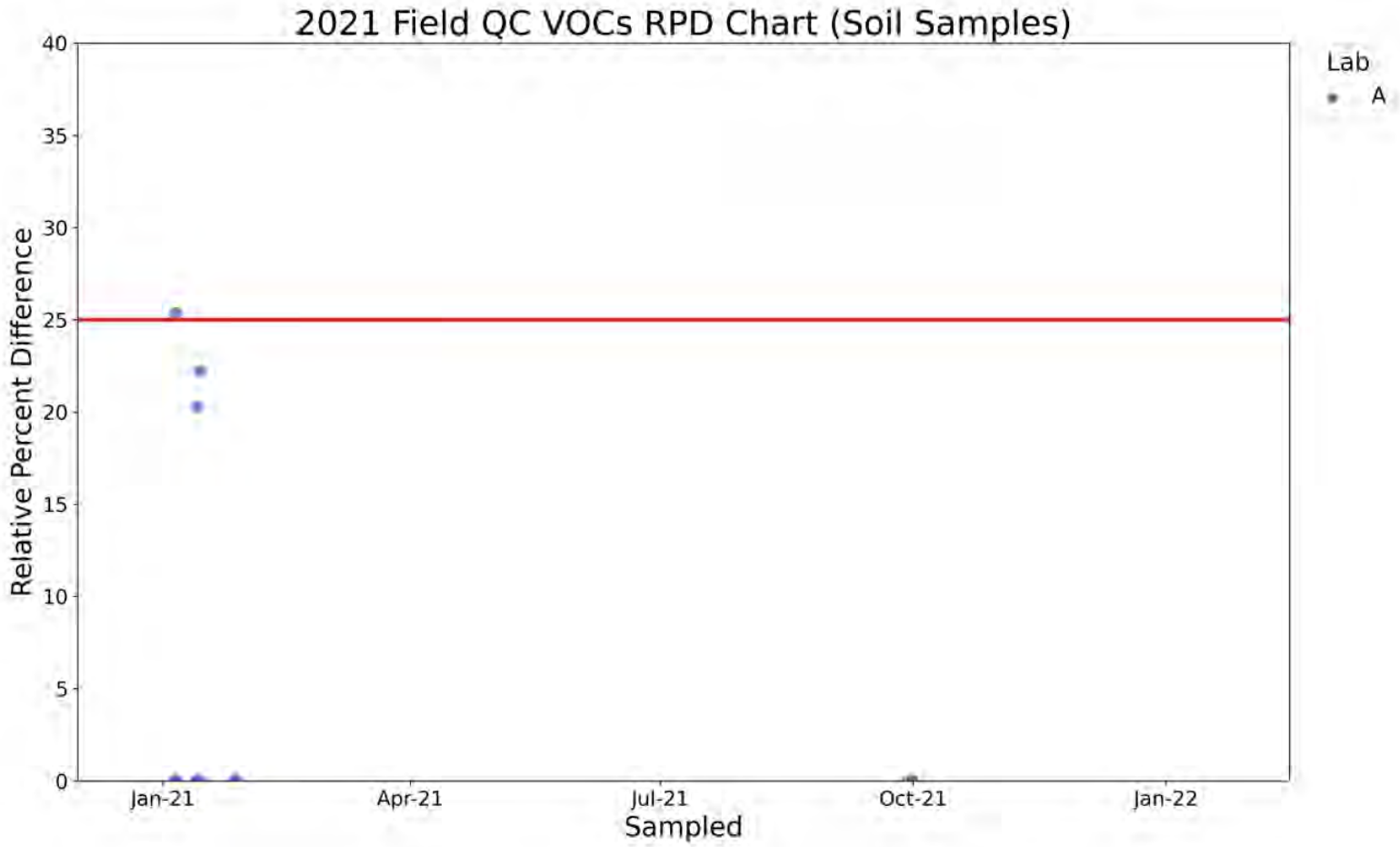

Figure H-26. Volatile Organic Compounds Soil Analysis - Field QC Duplicate Pair Relative Percent Difference Chart

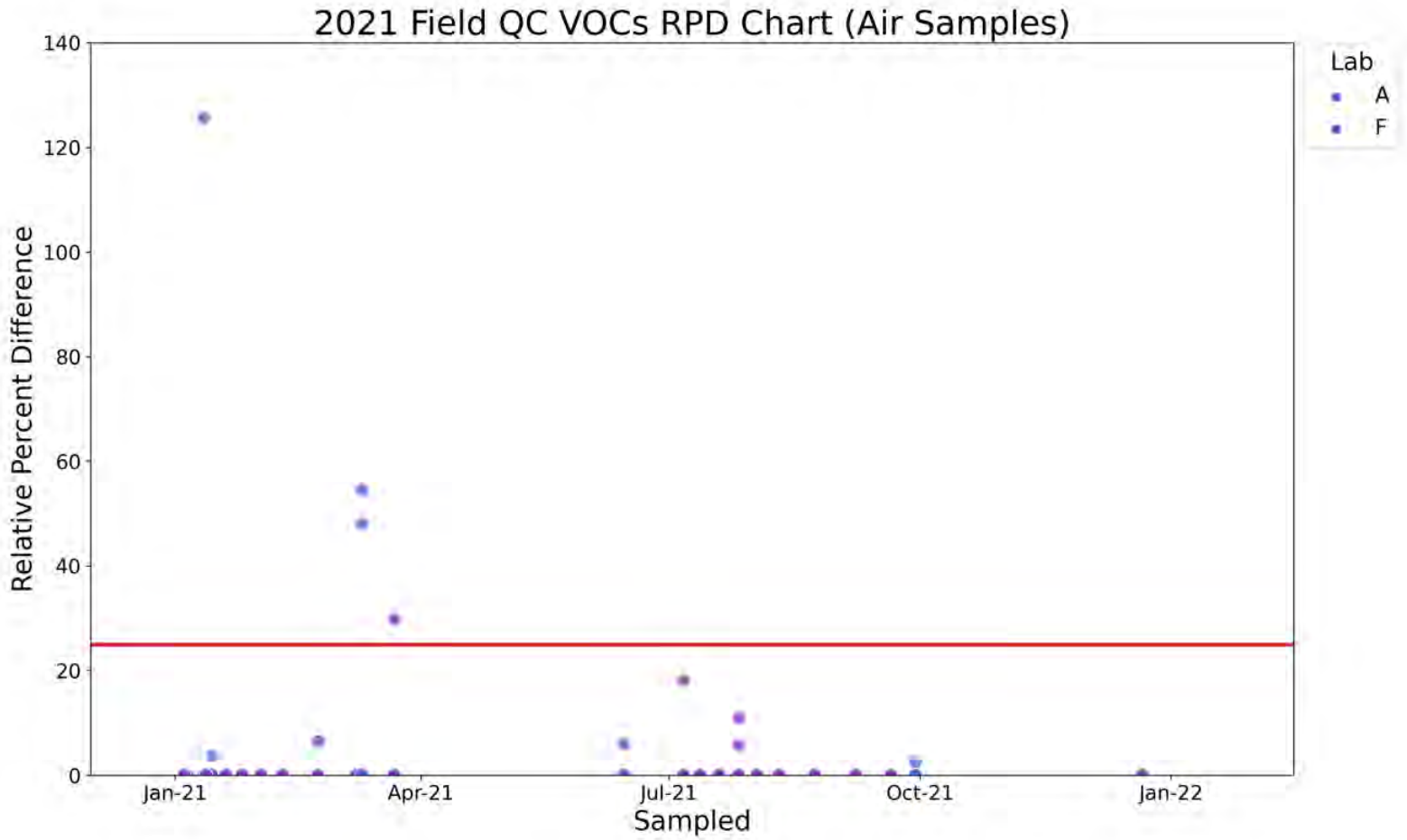

Figure H-27. Volatile Organic Compounds Air Analysis - Field QC Duplicate Pair Relative Percent Difference Chart

Appendix H Table 1. Measurement Quality Objectives for Analytical Data.

Precision

	Analytical QC RPD Limit	*Field QC* RPD Limit	Requirement
VOCs	15	25	≥ 85% of results are acceptable* or ≤ RPD limit.
HE Compounds	25	35	≥ 85% of results are acceptable* or ≤ RPD limit.
Metals	10	20	≥ 85% of results are acceptable* or ≤ RPD limit.
Radionuclides			
Tritium	20	30	≥ 85% of results are acceptable* or ≤ RPD limit.
Uranium-238	20	30	≥ 85% of results are acceptable* or ≤ RPD limit.
Anions			
Nitrate	5	15	≥ 85% of results are acceptable* or ≤ RPD limit.
Perchlorate	10	20	≥ 85% of results are acceptable* or ≤ RPD limit.

Accuracy

	LCS Recovery	Requirement
VOCs	80-120%	≥ 85% of LCS recoveries.
HE Compounds	80-120%	≥ 85% of LCS recoveries.
Metals	90-110%	≥ 85% of LCS recoveries.
Radionuclides		
Tritium	80-120%	≥ 85% of LCS recoveries.
Uranium-238	85-115%	≥ 85% of LCS recoveries.
Anions		
Nitrate	90-110%	100% of LCS recoveries.
Perchlorate	85-115%	100% of LCS recoveries.

Representativeness

Detections in blank samples or other indications that representativeness of samples is compromised will be discussed in the annual Quality Assurance Summary.

Comparability

Any issues affecting the comparability of analytical results will be discussed in the annual Quality Assurance Summary.

Completeness

Both Livermore Site and Site 300: Analytical results are available for at least 85% of all planned sampling events.

At least 10% of all samples collected will have a collocated duplicate (1/2 (5% of total samples) sent for inter-laboratory comparison, the other 1/2 sent for intra-laboratory comparison.

Failures to meet this MQO will be discussed, along with corrective actions, in the annual Quality Assurance Summary.

Sensitivity

Any failures to meet required reporting limits will be discussed in the annual Quality Assurance Summary.

* Duplicate Results Comparison Guidelines

1) The standard RPD calculation is used when one or both results are greater than 5x the reporting limit.

2) When both results are less than 5x the reporting limit, results are acceptable when the difference between the results is less than or equal to the reporting limit.

3) When both results are less than the reporting limit, and the reporting limit is the same, the results are acceptable.
4) When both results are less than the reporting limit, but the reporting limits are different, the difference between 1/2 the reporting limits must be less than or equal to the smaller reporting limit to be acceptable.
5) When one result is a detection greater than the reporting limit, and the other result is less than the reporting limit (the reporting limits may be different), the difference between the detection and 1/2 the reporting limit must be less than or equal to the smaller reporting limit to be acceptable.

Appendix H Table 2. Measurement Quality Objective Results for 2021 Analytical Data.

Accuracy			
		MQO	**Result**
Aqueous Samples			
	VOCs	≥85% within 80-120%	MQO met: 95%
	HE Compound	≥85% within 80-120%	MQO met: 98%
	Metals	≥85% within 90-110%	MQO met: 96% overall, individually laboratory D with 78% did not meet the MQO.
	Radionuclides		
	Tritium	≥85% within 80-120%	MQO met: 98%
	Uranium-238	≥85% within 85-115%	MQO met: 100%
	Anions		
	Nitrate	100% within 90-110%	MQO met: 100%
	Perchlorate	100% within 85-115%	MQO met: 100%
Soil Samples			
	VOCs	≥85% within 80-120%	MQO met: 98%
Air Samples			
	VOCs	≥85% within 80-120%	MQO met: 96%
Analytical Precision			
		Analytical QC MQO	**Result**
Aqueous Samples			
	VOCs	≥85% acceptable or RPD ≤15	MQO met: 94% overall, individually laboratory D with 76% did not meet the MQO.
	HE Compound	≥85% acceptable or RPD ≤25	MQO met: 99.5%
	Metals	≥85% acceptable or RPD ≤10	MQO met: 98%
	Radionuclides		
	Tritium	≥85% acceptable or RPD ≤20	MQO met: 100%
	Uranium-238	≥85% acceptable or RPD ≤20	MQO met: 88% overall, individually laboratory E with 67% did not meet the MQO.
	Anions		
	Nitrate	≥85% acceptable or RPD ≤5	MQO met: 98%
	Perchlorate	≥85% acceptable or RPD ≤10	MQO met: 99.4%
Soil Samples			
	VOCs	≥85% acceptable or RPD ≤15	MQO met: 94%
Air Samples			
	VOCs	≥85% acceptable or RPD ≤15	MQO met: 99.8%
Field QC Precision			
		Field QC MQO	**Result**
Aqueous Samples			
	VOCs	≥85% acceptable or RPD ≤25	MQO for precision met: 97% acceptable results. MQO for 10% duplicate samples: 9% duplicates (6% inter, 3% intra)
	HE Compound	≥85% acceptable or RPD ≤35	MQOs met: 100% acceptable results, 13% duplicates (8% inter, 5% intra)
	Metals	≥85% acceptable or RPD ≤20	MQO for precision met: 88% acceptable results. MQO for 10% duplicate samples: 9.4% duplicates (4.5% inter, 4.9% intra)
	Radionuclides		
	Tritium	≥85% acceptable or RPD ≤30	MQO for precision met: 99% acceptable results. MQO for 10% duplicate samples: 12% duplicates (9% inter, 3% intra).
	Uranium-238	≥85% acceptable or RPD ≤30	MQO for precision met: 94% acceptable results. MQO for 10% duplicate samples: 9% duplicates (3% inter, 6% intra).
	Anions		
	Nitrate	≥85% acceptable or RPD ≤15	MQOs met: 98% acceptable results, 14% duplicates (9% inter, 5% intra)
	Perchlorate	≥85% acceptable or RPD ≤20	MQO for precision met: 98% acceptable results. MQO for 10% duplicate samples: 12% duplicates (8% inter, 4% intra).
Soil Samples			
	VOCs	≥85% acceptable or RPD ≤25	MQO for preccision met: 99.7% acceptable results. MQO for 10% duplicate samples: 10% direct-push soil samples, 6% other soil samples.
Air Samples			
	VOCs	≥85% acceptable or RPD ≤25	MQO for precision met: 99.5% acceptable results. MQO for 10% duplicate samples: 13% vapor intrusion monitoring samples, 10% direct-push soil vapor samples, 1% routine soil vapor samples.
Representativeness			
No issues with detections in trip blanks, field blanks, or rinseates. Analytical data meet MQO.			
Comparability			
All requirements satisfied. Analytical data meet MQO.			

Appendix H Table 2. Measurement Quality Objective Results for 2021 Analytical Data.

Completeness		
Project	**MQO**	**Result**
Livermore Site	≥85%	98%
Site 300	≥85%	94%
Sensitivity		
No issues during 2021. Analytical data meet MQO.		

Attachment 1

LLNL Livermore Site well location map

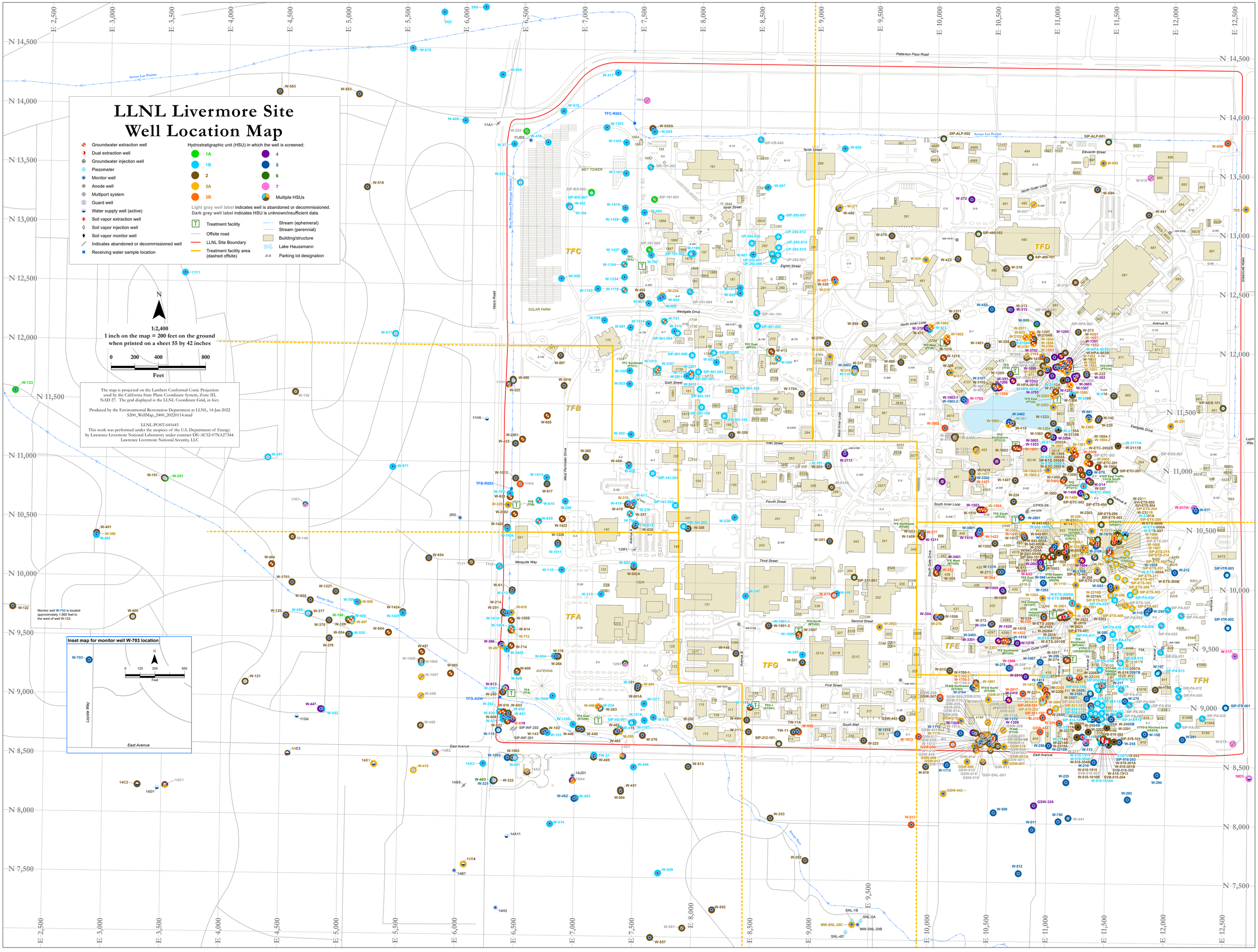
LLNL Livermore Site
Well Location Map
Groundwater extraction well
Dual extraction well
Groundwater injection well
Piezometer
Monitor well
Anode well
Multiport system
Guard well
Water supply well (active)
Soil vapor extraction well
Soil vapor injection well
Soil vapor monitor well
Indicates abandoned or decommissioned well
Receiving water sample location
Hydrostratigraphic unit (HSU) in which the well is screened:
1A
1B
2
3A
3B
4
5
6
7
Multiple HSUs
Light gray well label indicates well is abandoned or decommissioned.
Dark gray well label indicates HSU is unknown/insufficient data.
Treatment facility
Offsite road
LLNL Site Boundary
Treatment facility area (dashed offsite)
Stream (ephemeral)
Stream (perennial)
Building/structure
Lake Haussmann
Parking lot designation
N
1:2,400
1 inch on the map = 200 feet on the ground when printed on a sheet 55 by 42 inches
0 200 400 800
Feet
The map is projected on the Lambert Conformal Conic Projection used by the California State Plane Coordinate System, Zone III, NAD 27. The grid displayed is the LLNL Coordinate Grid, in feet.
Produced by the Environmental Restoration Department at LLNL, 14-Jan-2022
S200_WellMap_2400_20220114.msd
LLNL-POST-641643
This work was performed under the auspices of the U.S. Department of Energy by Lawrence Livermore National Laboratory under contract DE-AC52-07NA27344. Lawrence Livermore National Security, LLC
Inset map for monitor well W-703 location
Monitor well W-703 is located approximately 1,860 feet to the west of well W-122.
TFC
TFB
TFA
TFD
TFE
TFG
TFH
Patterson Pass Road
Arroyo Las Positas
Vasco Road
Greenville Road
Westgate Drive
Tenth Street
Eleventh Street
Ninth Street
Eighth Street
Sixth Street
Fifth Street
Fourth Street
Third Street
Second Street
First Street
Mesquite Way
East Avenue
Eastgate Drive
Avenue N
Avenue K
Avenue G
Avenue B
Lupin Way
Loyola Way
West Perimeter Drive
West Perimeter Drainage Channel
North Inner Loop
North Outer Loop
South Inner Loop
South Outer Loop
South Mall
SOLAR FARM
MET TOWER
ANTENNA
N 14,500
N 14,000
N 13,500
N 13,000
N 12,500
N 12,000
N 11,500
N 11,000
N 10,500
N 10,000
N 9,500
N 9,000
N 8,500
N 8,000
N 7,500
E 2,500
E 3,000
E 3,500
E 4,000
E 4,500
E 5,000
E 5,500
E 6,000
E 6,500
E 7,000
E 7,500
E 8,000
E 8,500
E 9,000
E 9,500
E 10,000
E 10,500
E 11,000
E 11,500
E 12,000
E 12,500

Attachment 2

LLNL Livermore Site analytical results

Attachment 2. Table 1. Groundwater analytical data, Livermore Site, 2021.

Well	Date	Sample Type	Parameter	LOS Indicator	Result	Units	QA Flag
11C1	3/25/21		1,1,1-Trichloroethane	<	0.5	ug/L	
11C1	3/25/21		1,1,2-Trichloroethane	<	0.5	ug/L	
11C1	3/25/21		1,1-Dichloroethane	<	0.5	ug/L	
11C1	3/25/21		1,1-Dichloroethene	<	0.5	ug/L	
11C1	3/25/21		1,2-Dichloroethane	<	0.5	ug/L	
11C1	3/25/21		Bromodichloromethane	<	0.5	ug/L	
11C1	3/25/21		Bromoform	<	0.5	ug/L	
11C1	3/25/21		Carbon tetrachloride	<	0.5	ug/L	
11C1	3/25/21		Chloroform		2	ug/L	
11C1	3/25/21		Dibromochloromethane	<	0.5	ug/L	
11C1	3/25/21		Tetrachloroethene	<	0.5	ug/L	
11C1	3/25/21		Trichloroethene	<	0.5	ug/L	
11C1	3/25/21		Trichlorofluoromethane	<	0.5	ug/L	
11C1	3/25/21		Trichlorotrifluoroethane	<	0.5	ug/L	
11C1	3/25/21		Vinyl chloride	<	0.5	ug/L	
11C1	3/25/21		cis-1,2-Dichloroethene	<	0.5	ug/L	
11C1	3/25/21		trans-1,2-Dichloroethene	<	0.5	ug/L	
14A3	10/19/21		1,1,1-Trichloroethane	<	0.5	ug/L	
14A3	10/19/21		1,1,2-Trichloroethane	<	0.5	ug/L	
14A3	10/19/21		1,1-Dichloroethane	<	0.5	ug/L	
14A3	10/19/21		1,1-Dichloroethene	<	0.5	ug/L	
14A3	10/19/21		1,2-Dichloroethane	<	0.5	ug/L	
14A3	10/19/21		Bromodichloromethane	<	0.5	ug/L	
14A3	10/19/21		Bromoform	<	0.5	ug/L	
14A3	10/19/21		Carbon tetrachloride	<	0.5	ug/L	
14A3	10/19/21		Chloroform	<	0.5	ug/L	
14A3	10/19/21		Dibromochloromethane	<	0.5	ug/L	
14A3	10/19/21		Tetrachloroethene	<	0.5	ug/L	
14A3	10/19/21		Trichloroethene	<	0.5	ug/L	
14A3	10/19/21		Trichlorofluoromethane	<	0.5	ug/L	
14A3	10/19/21		Trichlorotrifluoroethane	<	0.5	ug/L	
14A3	10/19/21		Vinyl chloride	<	0.5	ug/L	
14A3	10/19/21		cis-1,2-Dichloroethene	<	0.5	ug/L	
14A3	10/19/21		trans-1,2-Dichloroethene	<	0.5	ug/L	
14B1	3/25/21		Tritium	<	100	pCi/L	
14B1	9/30/21		1,1,1-Trichloroethane	<	0.5	ug/L	
14B1	9/30/21		1,1,2-Trichloroethane	<	0.5	ug/L	
14B1	9/30/21		1,1-Dichloroethane	<	0.5	ug/L	
14B1	9/30/21		1,1-Dichloroethene	<	0.5	ug/L	
14B1	9/30/21		1,2-Dichloroethane	<	0.5	ug/L	
14B1	9/30/21		Bromodichloromethane	<	0.5	ug/L	
14B1	9/30/21		Bromoform	<	0.5	ug/L	
14B1	9/30/21		Carbon tetrachloride	<	0.5	ug/L	
14B1	9/30/21		Chloroform	<	0.5	ug/L	
14B1	9/30/21		Dibromochloromethane	<	0.5	ug/L	
14B1	9/30/21		Tetrachloroethene	<	0.5	ug/L	
14B1	9/30/21		Trichloroethene	<	0.5	ug/L	
14B1	9/30/21		Trichlorofluoromethane	<	0.5	ug/L	
14B1	9/30/21		Trichlorotrifluoroethane	<	0.5	ug/L	
14B1	9/30/21		Vinyl chloride	<	0.5	ug/L	
14B1	9/30/21		cis-1,2-Dichloroethene	<	0.5	ug/L	
14B1	9/30/21		trans-1,2-Dichloroethene	<	0.5	ug/L	
14B1	10/19/21		1,1,1-Trichloroethane	<	0.5	ug/L	H
14B1	10/19/21		1,1,2-Trichloroethane	<	0.5	ug/L	H
14B1	10/19/21		1,1-Dichloroethane	<	0.5	ug/L	H
14B1	10/19/21		1,1-Dichloroethene	<	0.5	ug/L	H
14B1	10/19/21		1,2-Dichloroethane	<	0.5	ug/L	H
14B1	10/19/21		Bromodichloromethane	<	0.5	ug/L	H
14B1	10/19/21		Bromoform	<	0.5	ug/L	H
14B1	10/19/21		Carbon tetrachloride	<	0.5	ug/L	H

Attachment 2. Table 1. Groundwater analytical data, Livermore Site, 2021.

Well	Date	Sample Type	Parameter	LOS Indicator	Result	Units	QA Flag
14B1	10/19/21		Chloroform	<	0.5	ug/L	H
14B1	10/19/21		Dibromochloromethane	<	0.5	ug/L	H
14B1	10/19/21		Tetrachloroethene	<	0.5	ug/L	H
14B1	10/19/21		Trichloroethene	<	0.5	ug/L	H
14B1	10/19/21		Trichlorofluoromethane	<	0.5	ug/L	H
14B1	10/19/21		Trichlorotrifluoroethane	<	0.5	ug/L	H
14B1	10/19/21		Vinyl chloride	<	0.5	ug/L	H
14B1	10/19/21		cis-1,2-Dichloroethene	<	0.5	ug/L	H
14B1	10/19/21		trans-1,2-Dichloroethene	<	0.5	ug/L	H
14B4	9/30/21		1,1,1-Trichloroethane	<	0.5	ug/L	
14B4	9/30/21		1,1,2-Trichloroethane	<	0.5	ug/L	
14B4	9/30/21		1,1-Dichloroethane	<	0.5	ug/L	
14B4	9/30/21		1,1-Dichloroethene	<	0.5	ug/L	
14B4	9/30/21		1,2-Dichloroethane	<	0.5	ug/L	
14B4	9/30/21		Bromodichloromethane	<	0.5	ug/L	
14B4	9/30/21		Bromoform	<	0.5	ug/L	
14B4	9/30/21		Carbon tetrachloride	<	0.5	ug/L	
14B4	9/30/21		Chloroform	<	0.5	ug/L	
14B4	9/30/21		Dibromochloromethane	<	0.5	ug/L	
14B4	9/30/21		Tetrachloroethene	<	0.5	ug/L	
14B4	9/30/21		Trichloroethene	<	0.5	ug/L	
14B4	9/30/21		Trichlorofluoromethane	<	0.5	ug/L	
14B4	9/30/21		Trichlorotrifluoroethane	<	0.5	ug/L	
14B4	9/30/21		Vinyl chloride	<	0.5	ug/L	
14B4	9/30/21		cis-1,2-Dichloroethene	<	0.5	ug/L	
14B4	9/30/21		trans-1,2-Dichloroethene	<	0.5	ug/L	
14B4	10/28/21		1,1,1-Trichloroethane	<	0.5	ug/L	
14B4	10/28/21		1,1,2-Trichloroethane	<	0.5	ug/L	
14B4	10/28/21		1,1-Dichloroethane	<	0.5	ug/L	
14B4	10/28/21		1,1-Dichloroethene	<	0.5	ug/L	
14B4	10/28/21		1,2-Dichloroethane	<	0.5	ug/L	
14B4	10/28/21		Bromodichloromethane	<	0.5	ug/L	
14B4	10/28/21		Bromoform	<	0.5	ug/L	
14B4	10/28/21		Carbon tetrachloride	<	0.5	ug/L	
14B4	10/28/21		Chloroform	<	0.5	ug/L	
14B4	10/28/21		Dibromochloromethane	<	0.5	ug/L	
14B4	10/28/21		Tetrachloroethene	<	0.5	ug/L	
14B4	10/28/21		Trichloroethene	<	0.5	ug/L	
14B4	10/28/21		Trichlorofluoromethane	<	0.5	ug/L	
14B4	10/28/21		Trichlorotrifluoroethane	<	0.5	ug/L	
14B4	10/28/21		Vinyl chloride	<	0.5	ug/L	
14B4	10/28/21		cis-1,2-Dichloroethene	<	0.5	ug/L	
14B4	10/28/21		trans-1,2-Dichloroethene	<	0.5	ug/L	
18D1	3/25/21		1,1,1-Trichloroethane	<	0.5	ug/L	
18D1	3/25/21		1,1,2-Trichloroethane	<	0.5	ug/L	
18D1	3/25/21		1,1-Dichloroethane	<	0.5	ug/L	
18D1	3/25/21		1,1-Dichloroethene	<	0.5	ug/L	
18D1	3/25/21		1,2-Dichloroethane	<	0.5	ug/L	
18D1	3/25/21		Bromodichloromethane	<	0.5	ug/L	
18D1	3/25/21		Bromoform	<	0.5	ug/L	
18D1	3/25/21		Carbon tetrachloride	<	0.5	ug/L	
18D1	3/25/21		Chloroform	<	0.5	ug/L	
18D1	3/25/21		Dibromochloromethane	<	0.5	ug/L	
18D1	3/25/21		Tetrachloroethene	<	0.5	ug/L	
18D1	3/25/21		Trichloroethene	<	0.5	ug/L	
18D1	3/25/21		Trichlorofluoromethane	<	0.5	ug/L	
18D1	3/25/21		Trichlorotrifluoroethane	<	0.5	ug/L	
18D1	3/25/21		Vinyl chloride	<	0.5	ug/L	
18D1	3/25/21		cis-1,2-Dichloroethene	<	0.5	ug/L	
18D1	3/25/21		trans-1,2-Dichloroethene	<	0.5	ug/L	

Attachment 2. Table 1. Groundwater analytical data, Livermore Site, 2021.

Well	Date	Sample Type	Parameter	LOS Indicator	Result	Units	QA Flag
GSW-001A	5/6/21		1,1,1-Trichloroethane	<	0.5	ug/L	
GSW-001A	5/6/21		1,1,2-Trichloroethane	<	0.5	ug/L	
GSW-001A	5/6/21		1,1-Dichloroethane	<	0.5	ug/L	
GSW-001A	5/6/21		1,1-Dichloroethene	<	0.5	ug/L	
GSW-001A	5/6/21		1,2-Dichloroethane	<	0.5	ug/L	
GSW-001A	5/6/21		Bromodichloromethane	<	0.5	ug/L	
GSW-001A	5/6/21		Bromoform	<	0.5	ug/L	
GSW-001A	5/6/21		Carbon tetrachloride	<	0.5	ug/L	
GSW-001A	5/6/21		Chloroform	<	0.5	ug/L	
GSW-001A	5/6/21		Dibromochloromethane	<	0.5	ug/L	
GSW-001A	5/6/21		Tetrachloroethene	<	0.5	ug/L	
GSW-001A	5/6/21		Trichloroethene		1.2	ug/L	
GSW-001A	5/6/21		Trichlorofluoromethane	<	0.5	ug/L	
GSW-001A	5/6/21		Trichlorotrifluoroethane	<	0.5	ug/L	
GSW-001A	5/6/21		Vinyl chloride	<	0.5	ug/L	
GSW-001A	5/6/21		cis-1,2-Dichloroethene	<	0.5	ug/L	
GSW-001A	5/6/21		trans-1,2-Dichloroethene	<	0.5	ug/L	
GSW-007	1/13/21		1,1,1-Trichloroethane	<	0.5	ug/L	
GSW-007	1/13/21		1,1,2-Trichloroethane	<	0.5	ug/L	
GSW-007	1/13/21		1,1-Dichloroethane	<	0.5	ug/L	
GSW-007	1/13/21		1,1-Dichloroethene	<	0.5	ug/L	
GSW-007	1/13/21		1,2-Dichloroethane	<	0.5	ug/L	
GSW-007	1/13/21		Bromodichloromethane	<	0.5	ug/L	
GSW-007	1/13/21		Bromoform	<	0.5	ug/L	
GSW-007	1/13/21		Carbon tetrachloride	<	0.5	ug/L	
GSW-007	1/13/21		Chloroform	<	0.5	ug/L	
GSW-007	1/13/21		Dibromochloromethane	<	0.5	ug/L	
GSW-007	1/13/21		Tetrachloroethene	<	0.5	ug/L	
GSW-007	1/13/21		Trichloroethene	<	0.5	ug/L	
GSW-007	1/13/21		Trichlorofluoromethane	<	0.5	ug/L	
GSW-007	1/13/21		Trichlorotrifluoroethane	<	0.5	ug/L	
GSW-007	1/13/21		Vinyl chloride	<	0.5	ug/L	
GSW-007	1/13/21		cis-1,2-Dichloroethene	<	0.5	ug/L	
GSW-007	1/13/21		trans-1,2-Dichloroethene	<	0.5	ug/L	
GSW-008	3/30/21		1,1,1-Trichloroethane	<	0.5	ug/L	
GSW-008	3/30/21		1,1,2-Trichloroethane	<	0.5	ug/L	
GSW-008	3/30/21		1,1-Dichloroethane	<	0.5	ug/L	
GSW-008	3/30/21		1,1-Dichloroethene	<	0.5	ug/L	
GSW-008	3/30/21		1,2-Dichloroethane	<	0.5	ug/L	
GSW-008	3/30/21		Bromodichloromethane	<	0.5	ug/L	
GSW-008	3/30/21		Bromoform	<	0.5	ug/L	
GSW-008	3/30/21		Carbon tetrachloride		1.3	ug/L	
GSW-008	3/30/21		Chloroform	<	0.5	ug/L	
GSW-008	3/30/21		Dibromochloromethane	<	0.5	ug/L	
GSW-008	3/30/21		Tetrachloroethene	<	0.5	ug/L	
GSW-008	3/30/21		Trichloroethene	<	0.5	ug/L	
GSW-008	3/30/21		Trichlorofluoromethane	<	0.5	ug/L	
GSW-008	3/30/21		Trichlorotrifluoroethane	<	0.5	ug/L	
GSW-008	3/30/21		Vinyl chloride	<	0.5	ug/L	
GSW-008	3/30/21		cis-1,2-Dichloroethene	<	0.5	ug/L	
GSW-008	3/30/21		trans-1,2-Dichloroethene	<	0.5	ug/L	
GSW-009	1/19/21		1,1,1-Trichloroethane	<	0.5	ug/L	
GSW-009	1/19/21		1,1,2-Trichloroethane	<	0.5	ug/L	
GSW-009	1/19/21		1,1-Dichloroethane	<	0.5	ug/L	
GSW-009	1/19/21		1,1-Dichloroethene	<	0.5	ug/L	
GSW-009	1/19/21		1,2-Dichloroethane	<	0.5	ug/L	
GSW-009	1/19/21		Bromodichloromethane	<	0.5	ug/L	
GSW-009	1/19/21		Bromoform	<	0.5	ug/L	
GSW-009	1/19/21		Carbon tetrachloride		1.5	ug/L	
GSW-009	1/19/21		Chloroform		0.75	ug/L	

Attachment 2. Table 1. Groundwater analytical data, Livermore Site, 2021.

Well	Date	Sample Type	Parameter	LOS Indicator	Result	Units	QA Flag
GSW-009	1/19/21		Dibromochloromethane	<	0.5	ug/L	
GSW-009	1/19/21		Tetrachloroethene	<	0.5	ug/L	
GSW-009	1/19/21		Trichloroethene	<	0.5	ug/L	
GSW-009	1/19/21		Trichlorofluoromethane	<	0.5	ug/L	
GSW-009	1/19/21		Trichlorotrifluoroethane	<	0.5	ug/L	
GSW-009	1/19/21		Vinyl chloride	<	0.5	ug/L	
GSW-009	1/19/21		cis-1,2-Dichloroethene	<	0.5	ug/L	
GSW-009	1/19/21		trans-1,2-Dichloroethene	<	0.5	ug/L	
GSW-009	4/8/21		1,1,1-Trichloroethane	<	0.5	ug/L	
GSW-009	4/8/21		1,1,2-Trichloroethane	<	0.5	ug/L	
GSW-009	4/8/21		1,1-Dichloroethane	<	0.5	ug/L	
GSW-009	4/8/21		1,1-Dichloroethene	<	0.5	ug/L	
GSW-009	4/8/21		1,2-Dichloroethane	<	0.5	ug/L	
GSW-009	4/8/21		Bromodichloromethane	<	0.5	ug/L	
GSW-009	4/8/21		Bromoform	<	0.5	ug/L	
GSW-009	4/8/21		Carbon tetrachloride		1.8	ug/L	
GSW-009	4/8/21		Chloroform		0.92	ug/L	
GSW-009	4/8/21		Dibromochloromethane	<	0.5	ug/L	
GSW-009	4/8/21		Tetrachloroethene	<	0.5	ug/L	
GSW-009	4/8/21		Trichloroethene		0.61	ug/L	
GSW-009	4/8/21		Trichlorofluoromethane	<	0.5	ug/L	
GSW-009	4/8/21		Trichlorotrifluoroethane	<	0.5	ug/L	
GSW-009	4/8/21		Vinyl chloride	<	0.5	ug/L	
GSW-009	4/8/21		cis-1,2-Dichloroethene	<	0.5	ug/L	
GSW-009	4/8/21		trans-1,2-Dichloroethene	<	0.5	ug/L	
GSW-009	8/9/21		1,1,1-Trichloroethane	<	0.5	ug/L	
GSW-009	8/9/21		1,1,2-Trichloroethane	<	0.5	ug/L	
GSW-009	8/9/21		1,1-Dichloroethane	<	0.5	ug/L	
GSW-009	8/9/21		1,1-Dichloroethene	<	0.5	ug/L	
GSW-009	8/9/21		1,2-Dichloroethane	<	0.5	ug/L	
GSW-009	8/9/21		Bromodichloromethane	<	0.5	ug/L	
GSW-009	8/9/21		Bromoform	<	0.5	ug/L	
GSW-009	8/9/21		Carbon tetrachloride		1.6	ug/L	
GSW-009	8/9/21		Chloroform		0.78	ug/L	
GSW-009	8/9/21		Dibromochloromethane	<	0.5	ug/L	
GSW-009	8/9/21		Tetrachloroethene	<	0.5	ug/L	
GSW-009	8/9/21		Trichloroethene	<	0.5	ug/L	
GSW-009	8/9/21		Trichlorofluoromethane	<	0.5	ug/L	
GSW-009	8/9/21		Trichlorotrifluoroethane	<	0.5	ug/L	
GSW-009	8/9/21		Vinyl chloride	<	0.5	ug/L	
GSW-009	8/9/21		cis-1,2-Dichloroethene	<	0.5	ug/L	
GSW-009	8/9/21		trans-1,2-Dichloroethene	<	0.5	ug/L	
GSW-009	11/9/21		1,1,1-Trichloroethane	<	0.5	ug/L	
GSW-009	11/9/21		1,1,2-Trichloroethane	<	0.5	ug/L	
GSW-009	11/9/21		1,1-Dichloroethane	<	0.5	ug/L	
GSW-009	11/9/21		1,1-Dichloroethene	<	0.5	ug/L	
GSW-009	11/9/21		1,2-Dichloroethane	<	0.5	ug/L	
GSW-009	11/9/21		Bromodichloromethane	<	0.5	ug/L	
GSW-009	11/9/21		Bromoform	<	0.5	ug/L	
GSW-009	11/9/21		Carbon tetrachloride		1.6	ug/L	
GSW-009	11/9/21		Chloroform		0.79	ug/L	
GSW-009	11/9/21		Dibromochloromethane	<	0.5	ug/L	
GSW-009	11/9/21		Tetrachloroethene	<	0.5	ug/L	
GSW-009	11/9/21		Trichloroethene	<	0.5	ug/L	
GSW-009	11/9/21		Trichlorofluoromethane	<	0.5	ug/L	
GSW-009	11/9/21		Trichlorotrifluoroethane	<	0.5	ug/L	
GSW-009	11/9/21		Vinyl chloride	<	0.5	ug/L	
GSW-009	11/9/21		cis-1,2-Dichloroethene	<	0.5	ug/L	
GSW-009	11/9/21		trans-1,2-Dichloroethene	<	0.5	ug/L	
GSW-011	4/6/21		1,1,1-Trichloroethane	<	0.5	ug/L	

Attachment 2. Table 1. Groundwater analytical data, Livermore Site, 2021.

Well	Date	Sample Type	Parameter	LOS Indicator	Result	Units	QA Flag
GSW-011	4/6/21		1,1,2-Trichloroethane	<	0.5	ug/L	
GSW-011	4/6/21		1,1-Dichloroethane	<	0.5	ug/L	
GSW-011	4/6/21		1,1-Dichloroethene	<	0.5	ug/L	
GSW-011	4/6/21		1,2-Dichloroethane	<	0.5	ug/L	
GSW-011	4/6/21		Bromodichloromethane	<	0.5	ug/L	
GSW-011	4/6/21		Bromoform	<	0.5	ug/L	
GSW-011	4/6/21		Carbon tetrachloride	<	0.5	ug/L	
GSW-011	4/6/21		Chloroform	<	0.5	ug/L	
GSW-011	4/6/21		Dibromochloromethane	<	0.5	ug/L	
GSW-011	4/6/21		Tetrachloroethene	<	0.5	ug/L	
GSW-011	4/6/21		Trichloroethene		3.5	ug/L	
GSW-011	4/6/21		Trichlorofluoromethane	<	0.5	ug/L	
GSW-011	4/6/21		Trichlorotrifluoroethane		0.82	ug/L	
GSW-011	4/6/21		Vinyl chloride	<	0.5	ug/L	
GSW-011	4/6/21		cis-1,2-Dichloroethene	<	0.5	ug/L	
GSW-011	4/6/21		trans-1,2-Dichloroethene	<	0.5	ug/L	
GSW-011	4/6/21		Tritium	<	100	pCi/L	
GSW-013	1/28/21		1,1,1-Trichloroethane	<	0.5	ug/L	
GSW-013	1/28/21		1,1,2-Trichloroethane	<	0.5	ug/L	
GSW-013	1/28/21		1,1-Dichloroethane	<	0.5	ug/L	
GSW-013	1/28/21		1,1-Dichloroethene	<	0.5	ug/L	
GSW-013	1/28/21		1,2-Dichloroethane	<	0.5	ug/L	
GSW-013	1/28/21		Bromodichloromethane	<	0.5	ug/L	
GSW-013	1/28/21		Bromoform	<	0.5	ug/L	
GSW-013	1/28/21		Carbon tetrachloride	<	0.5	ug/L	
GSW-013	1/28/21		Chloroform	<	0.5	ug/L	
GSW-013	1/28/21		Dibromochloromethane	<	0.5	ug/L	
GSW-013	1/28/21		Tetrachloroethene	<	0.5	ug/L	
GSW-013	1/28/21		Trichloroethene	<	0.5	ug/L	
GSW-013	1/28/21		Trichlorofluoromethane	<	0.5	ug/L	
GSW-013	1/28/21		Trichlorotrifluoroethane	<	0.5	ug/L	
GSW-013	1/28/21		Vinyl chloride	<	0.5	ug/L	
GSW-013	1/28/21		cis-1,2-Dichloroethene	<	0.5	ug/L	
GSW-013	1/28/21		trans-1,2-Dichloroethene	<	0.5	ug/L	
GSW-215	1/28/21		1,1,1-Trichloroethane	<	0.5	ug/L	
GSW-215	1/28/21		1,1,2-Trichloroethane	<	0.5	ug/L	
GSW-215	1/28/21		1,1-Dichloroethane	<	0.5	ug/L	
GSW-215	1/28/21		1,1-Dichloroethene	<	0.5	ug/L	
GSW-215	1/28/21		1,2-Dichloroethane	<	0.5	ug/L	
GSW-215	1/28/21		Bromodichloromethane	<	0.5	ug/L	
GSW-215	1/28/21		Bromoform	<	0.5	ug/L	
GSW-215	1/28/21		Carbon tetrachloride	<	0.5	ug/L	
GSW-215	1/28/21		Chloroform		0.52	ug/L	
GSW-215	1/28/21		Dibromochloromethane	<	0.5	ug/L	
GSW-215	1/28/21		Tetrachloroethene	<	0.5	ug/L	
GSW-215	1/28/21		Trichloroethene		1.1	ug/L	
GSW-215	1/28/21		Trichlorofluoromethane	<	0.5	ug/L	
GSW-215	1/28/21		Trichlorotrifluoroethane	<	0.5	ug/L	
GSW-215	1/28/21		Vinyl chloride	<	0.5	ug/L	
GSW-215	1/28/21		cis-1,2-Dichloroethene	<	0.5	ug/L	
GSW-215	1/28/21		trans-1,2-Dichloroethene	<	0.5	ug/L	
GSW-215	8/24/21		Tritium	<	100	pCi/L	
GSW-215	9/2/21		Tritium	<	100	pCi/L	
GSW-326	1/13/21		1,1,1-Trichloroethane	<	0.5	ug/L	
GSW-326	1/13/21		1,1,2-Trichloroethane	<	0.5	ug/L	
GSW-326	1/13/21		1,1-Dichloroethane	<	0.5	ug/L	
GSW-326	1/13/21		1,1-Dichloroethene	<	0.5	ug/L	
GSW-326	1/13/21		1,2-Dichloroethane	<	0.5	ug/L	
GSW-326	1/13/21		Bromodichloromethane	<	0.5	ug/L	
GSW-326	1/13/21		Bromoform	<	0.5	ug/L	

Attachment 2. Table 1. Groundwater analytical data, Livermore Site, 2021.

Well	Date	Sample Type	Parameter	LOS Indicator	Result	Units	QA Flag
GSW-326	1/13/21		Carbon tetrachloride	<	0.5	ug/L	
GSW-326	1/13/21		Chloroform	<	0.5	ug/L	
GSW-326	1/13/21		Dibromochloromethane	<	0.5	ug/L	
GSW-326	1/13/21		Tetrachloroethene	<	0.5	ug/L	
GSW-326	1/13/21		Trichloroethene	<	0.5	ug/L	
GSW-326	1/13/21		Trichlorofluoromethane	<	0.5	ug/L	
GSW-326	1/13/21		Trichlorotrifluoroethane	<	0.5	ug/L	
GSW-326	1/13/21		Vinyl chloride	<	0.5	ug/L	
GSW-326	1/13/21		cis-1,2-Dichloroethene	<	0.5	ug/L	
GSW-326	1/13/21		trans-1,2-Dichloroethene	<	0.5	ug/L	
GSW-367	4/26/21		1,1,1-Trichloroethane	<	0.5	ug/L	
GSW-367	4/26/21		1,1,2-Trichloroethane	<	0.5	ug/L	
GSW-367	4/26/21		1,1-Dichloroethane	<	0.5	ug/L	
GSW-367	4/26/21		1,1-Dichloroethene	<	0.5	ug/L	
GSW-367	4/26/21		1,2-Dichloroethane	<	0.5	ug/L	
GSW-367	4/26/21		Bromodichloromethane	<	0.5	ug/L	
GSW-367	4/26/21		Bromoform	<	0.5	ug/L	
GSW-367	4/26/21		Carbon tetrachloride	<	0.5	ug/L	
GSW-367	4/26/21		Chloroform		5.8	ug/L	
GSW-367	4/26/21		Dibromochloromethane	<	0.5	ug/L	
GSW-367	4/26/21		Tetrachloroethene		4.6	ug/L	
GSW-367	4/26/21		Trichloroethene		4.8	ug/L	
GSW-367	4/26/21		Trichlorofluoromethane	<	0.5	ug/L	
GSW-367	4/26/21		Trichlorotrifluoroethane		3.1	ug/L	
GSW-367	4/26/21		Vinyl chloride	<	0.5	ug/L	
GSW-367	4/26/21		cis-1,2-Dichloroethene	<	0.5	ug/L	
GSW-367	4/26/21		trans-1,2-Dichloroethene	<	0.5	ug/L	
GSW-442	9/28/21		1,1,1-Trichloroethane	<	0.5	ug/L	
GSW-442	9/28/21		1,1,2-Trichloroethane	<	0.5	ug/L	
GSW-442	9/28/21		1,1-Dichloroethane	<	0.5	ug/L	
GSW-442	9/28/21		1,1-Dichloroethene	<	0.5	ug/L	
GSW-442	9/28/21		1,2-Dichloroethane	<	0.5	ug/L	
GSW-442	9/28/21		Bromodichloromethane	<	0.5	ug/L	
GSW-442	9/28/21		Bromoform	<	0.5	ug/L	
GSW-442	9/28/21		Carbon tetrachloride	<	0.5	ug/L	
GSW-442	9/28/21		Chloroform		2.1	ug/L	
GSW-442	9/28/21		Dibromochloromethane	<	0.5	ug/L	
GSW-442	9/28/21		Tetrachloroethene	<	0.5	ug/L	
GSW-442	9/28/21		Trichloroethene	<	0.5	ug/L	
GSW-442	9/28/21		Trichlorofluoromethane	<	0.5	ug/L	
GSW-442	9/28/21		Trichlorotrifluoroethane	<	0.5	ug/L	
GSW-442	9/28/21		Vinyl chloride	<	0.5	ug/L	
GSW-442	9/28/21		cis-1,2-Dichloroethene	<	0.5	ug/L	
GSW-442	9/28/21		trans-1,2-Dichloroethene	<	0.5	ug/L	
GSW-443	9/9/21		1,1,1-Trichloroethane	<	0.5	ug/L	
GSW-443	9/9/21		1,1,2-Trichloroethane	<	0.5	ug/L	
GSW-443	9/9/21		1,1-Dichloroethane	<	0.5	ug/L	
GSW-443	9/9/21		1,1-Dichloroethene	<	0.5	ug/L	
GSW-443	9/9/21		1,2-Dichloroethane	<	0.5	ug/L	
GSW-443	9/9/21		Bromodichloromethane	<	0.5	ug/L	
GSW-443	9/9/21		Bromoform	<	0.5	ug/L	
GSW-443	9/9/21		Carbon tetrachloride	<	0.5	ug/L	
GSW-443	9/9/21		Chloroform		0.81	ug/L	
GSW-443	9/9/21		Dibromochloromethane	<	0.5	ug/L	
GSW-443	9/9/21		Tetrachloroethene	<	0.5	ug/L	
GSW-443	9/9/21		Trichloroethene	<	0.5	ug/L	
GSW-443	9/9/21		Trichlorofluoromethane	<	0.5	ug/L	
GSW-443	9/9/21		Trichlorotrifluoroethane	<	0.5	ug/L	
GSW-443	9/9/21		Vinyl chloride	<	0.5	ug/L	
GSW-443	9/9/21		cis-1,2-Dichloroethene	<	0.5	ug/L	

Attachment 2. Table 1. Groundwater analytical data, Livermore Site, 2021.

Well	Date	Sample Type	Parameter	LOS Indicator	Result	Units	QA Flag
GSW-443	9/9/21		trans-1,2-Dichloroethene	<	0.5	ug/L	
GSW-444	1/28/21		Tritium	<	100	pCi/L	
SIP-141-201	3/24/21		1,1,1-Trichloroethane	<	0.5	ug/L	
SIP-141-201	3/24/21		1,1,2-Trichloroethane	<	0.5	ug/L	
SIP-141-201	3/24/21		1,1-Dichloroethane	<	0.5	ug/L	
SIP-141-201	3/24/21		1,1-Dichloroethene	<	0.5	ug/L	
SIP-141-201	3/24/21		1,2-Dichloroethane	<	0.5	ug/L	
SIP-141-201	3/24/21		Bromodichloromethane	<	0.5	ug/L	
SIP-141-201	3/24/21		Bromoform	<	0.5	ug/L	
SIP-141-201	3/24/21		Carbon tetrachloride		0.61	ug/L	
SIP-141-201	3/24/21		Chloroform		5.5	ug/L	
SIP-141-201	3/24/21		Dibromochloromethane	<	0.5	ug/L	
SIP-141-201	3/24/21		Tetrachloroethene		2.6	ug/L	
SIP-141-201	3/24/21		Trichloroethene		0.59	ug/L	
SIP-141-201	3/24/21		Trichlorofluoromethane	<	0.5	ug/L	
SIP-141-201	3/24/21		Trichlorotrifluoroethane		1.4	ug/L	
SIP-141-201	3/24/21		Vinyl chloride	<	0.5	ug/L	
SIP-141-201	3/24/21		cis-1,2-Dichloroethene	<	0.5	ug/L	
SIP-141-201	3/24/21		trans-1,2-Dichloroethene	<	0.5	ug/L	
SIP-141-203	3/4/21		1,1,1-Trichloroethane	<	0.5	ug/L	
SIP-141-203	3/4/21		1,1,2-Trichloroethane	<	0.5	ug/L	
SIP-141-203	3/4/21		1,1-Dichloroethane	<	0.5	ug/L	
SIP-141-203	3/4/21		1,1-Dichloroethene	<	0.5	ug/L	
SIP-141-203	3/4/21		1,2-Dichloroethane	<	0.5	ug/L	
SIP-141-203	3/4/21		Bromodichloromethane	<	0.5	ug/L	
SIP-141-203	3/4/21		Bromoform	<	0.5	ug/L	
SIP-141-203	3/4/21		Carbon tetrachloride	<	0.5	ug/L	
SIP-141-203	3/4/21		Chloroform		1.1	ug/L	
SIP-141-203	3/4/21		Dibromochloromethane	<	0.5	ug/L	
SIP-141-203	3/4/21		Tetrachloroethene	<	0.5	ug/L	
SIP-141-203	3/4/21		Trichloroethene		14	ug/L	
SIP-141-203	3/4/21		Trichlorofluoromethane	<	0.5	ug/L	
SIP-141-203	3/4/21		Trichlorotrifluoroethane		17	ug/L	
SIP-141-203	3/4/21		Vinyl chloride	<	0.5	ug/L	
SIP-141-203	3/4/21		cis-1,2-Dichloroethene	<	0.5	ug/L	
SIP-141-203	3/4/21		trans-1,2-Dichloroethene	<	0.5	ug/L	
SIP-191-002	2/4/21		1,1,1-Trichloroethane	<	0.5	ug/L	
SIP-191-002	2/4/21		1,1,2-Trichloroethane	<	0.5	ug/L	
SIP-191-002	2/4/21		1,1-Dichloroethane	<	0.5	ug/L	
SIP-191-002	2/4/21		1,1-Dichloroethene	<	0.5	ug/L	
SIP-191-002	2/4/21		1,2-Dichloroethane	<	0.5	ug/L	
SIP-191-002	2/4/21		Bromodichloromethane	<	0.5	ug/L	
SIP-191-002	2/4/21		Bromoform	<	0.5	ug/L	
SIP-191-002	2/4/21		Carbon tetrachloride	<	0.5	ug/L	
SIP-191-002	2/4/21		Chloroform	<	0.5	ug/L	
SIP-191-002	2/4/21		Dibromochloromethane	<	0.5	ug/L	
SIP-191-002	2/4/21		Tetrachloroethene		2.6	ug/L	
SIP-191-002	2/4/21		Trichloroethene		32	ug/L	
SIP-191-002	2/4/21		Trichlorofluoromethane	<	0.5	ug/L	
SIP-191-002	2/4/21		Trichlorotrifluoroethane		1	ug/L	
SIP-191-002	2/4/21		Vinyl chloride	<	0.5	ug/L	
SIP-191-002	2/4/21		cis-1,2-Dichloroethene	<	0.5	ug/L	
SIP-191-002	2/4/21		trans-1,2-Dichloroethene	<	0.5	ug/L	
SIP-331-001	6/10/21		1,1,1-Trichloroethane	<	0.5	ug/L	
SIP-331-001	6/10/21		1,1,2-Trichloroethane	<	0.5	ug/L	
SIP-331-001	6/10/21		1,1-Dichloroethane	<	0.5	ug/L	
SIP-331-001	6/10/21		1,1-Dichloroethene	<	0.5	ug/L	
SIP-331-001	6/10/21		1,2-Dichloroethane	<	0.5	ug/L	
SIP-331-001	6/10/21		Bromodichloromethane	<	0.5	ug/L	
SIP-331-001	6/10/21		Bromoform	<	0.5	ug/L	

Attachment 2. Table 1. Groundwater analytical data, Livermore Site, 2021.

Well	Date	Sample Type	Parameter	LOS Indicator	Result	Units	QA Flag
SIP-331-001	6/10/21		Carbon tetrachloride	<	0.5	ug/L	
SIP-331-001	6/10/21		Chloroform		0.59	ug/L	
SIP-331-001	6/10/21		Dibromochloromethane	<	0.5	ug/L	
SIP-331-001	6/10/21		Tetrachloroethene		11	ug/L	
SIP-331-001	6/10/21		Trichloroethene		5.8	ug/L	
SIP-331-001	6/10/21		Trichlorofluoromethane	<	0.5	ug/L	
SIP-331-001	6/10/21		Trichlorotrifluoroethane		3.4	ug/L	
SIP-331-001	6/10/21		Vinyl chloride	<	0.5	ug/L	
SIP-331-001	6/10/21		cis-1,2-Dichloroethene	<	0.5	ug/L	
SIP-331-001	6/10/21		trans-1,2-Dichloroethene	<	0.5	ug/L	
SIP-331-001	6/10/21		Tritium		194	pCi/L	
SIP-419-101	1/21/21		1,1,1-Trichloroethane	<	0.5	ug/L	
SIP-419-101	1/21/21		1,1,2-Trichloroethane	<	0.5	ug/L	
SIP-419-101	1/21/21		1,1-Dichloroethane	<	0.5	ug/L	
SIP-419-101	1/21/21		1,1-Dichloroethene		7.6	ug/L	
SIP-419-101	1/21/21		1,2-Dichloroethane	<	0.5	ug/L	
SIP-419-101	1/21/21		Bromodichloromethane	<	0.5	ug/L	
SIP-419-101	1/21/21		Bromoform	<	0.5	ug/L	
SIP-419-101	1/21/21		Carbon tetrachloride		18	ug/L	
SIP-419-101	1/21/21		Chloroform		1.2	ug/L	
SIP-419-101	1/21/21		Dibromochloromethane	<	0.5	ug/L	
SIP-419-101	1/21/21		Tetrachloroethene		3.4	ug/L	
SIP-419-101	1/21/21		Trichloroethene		220	ug/L	D
SIP-419-101	1/21/21		Trichlorofluoromethane	<	0.5	ug/L	
SIP-419-101	1/21/21		Trichlorotrifluoroethane	<	0.5	ug/L	
SIP-419-101	1/21/21		Vinyl chloride	<	0.5	ug/L	
SIP-419-101	1/21/21		cis-1,2-Dichloroethene	<	0.5	ug/L	
SIP-419-101	1/21/21		trans-1,2-Dichloroethene	<	0.5	ug/L	
SIP-419-101	9/14/21		1,1,1-Trichloroethane	<	0.5	ug/L	
SIP-419-101	9/14/21		1,1,2-Trichloroethane	<	0.5	ug/L	
SIP-419-101	9/14/21		1,1-Dichloroethane	<	0.5	ug/L	
SIP-419-101	9/14/21		1,1-Dichloroethene		1.6	ug/L	
SIP-419-101	9/14/21		1,2-Dichloroethane	<	0.5	ug/L	
SIP-419-101	9/14/21		Bromodichloromethane	<	0.5	ug/L	
SIP-419-101	9/14/21		Bromoform	<	0.5	ug/L	
SIP-419-101	9/14/21		Carbon tetrachloride		4.4	ug/L	
SIP-419-101	9/14/21		Chloroform		0.65	ug/L	
SIP-419-101	9/14/21		Dibromochloromethane	<	0.5	ug/L	
SIP-419-101	9/14/21		Tetrachloroethene		1.1	ug/L	
SIP-419-101	9/14/21		Trichloroethene		80	ug/L	
SIP-419-101	9/14/21		Trichlorofluoromethane	<	0.5	ug/L	
SIP-419-101	9/14/21		Trichlorotrifluoroethane	<	0.5	ug/L	
SIP-419-101	9/14/21		Vinyl chloride	<	0.5	ug/L	
SIP-419-101	9/14/21		cis-1,2-Dichloroethene	<	0.5	ug/L	
SIP-419-101	9/14/21		trans-1,2-Dichloroethene	<	0.5	ug/L	
SIP-419-202	1/21/21		1,1,1-Trichloroethane	<	0.5	ug/L	
SIP-419-202	1/21/21		1,1,2-Trichloroethane	<	0.5	ug/L	
SIP-419-202	1/21/21		1,1-Dichloroethane	<	0.5	ug/L	
SIP-419-202	1/21/21		1,1-Dichloroethene		4.6	ug/L	
SIP-419-202	1/21/21		1,2-Dichloroethane		15	ug/L	
SIP-419-202	1/21/21		Bromodichloromethane		5	ug/L	
SIP-419-202	1/21/21		Bromoform	<	0.5	ug/L	
SIP-419-202	1/21/21		Carbon tetrachloride		9.5	ug/L	
SIP-419-202	1/21/21		Chloroform		3.7	ug/L	
SIP-419-202	1/21/21		Dibromochloromethane	<	0.5	ug/L	
SIP-419-202	1/21/21		Tetrachloroethene		36	ug/L	
SIP-419-202	1/21/21		Trichloroethene		370	ug/L	D
SIP-419-202	1/21/21		Trichlorofluoromethane	<	0.5	ug/L	
SIP-419-202	1/21/21		Trichlorotrifluoroethane	<	0.5	ug/L	
SIP-419-202	1/21/21		Vinyl chloride	<	0.5	ug/L	

Attachment 2. Table 1. Groundwater analytical data, Livermore Site, 2021.

Well	Date	Sample Type	Parameter	LOS Indicator	Result	Units	QA Flag
SIP-419-202	1/21/21		cis-1,2-Dichloroethene	<	0.5	ug/L	
SIP-419-202	1/21/21		trans-1,2-Dichloroethene	<	0.5	ug/L	
SIP-419-202	4/26/21		Tritium		24900	pCi/L	
SIP-419-202	8/5/21		1,1,1-Trichloroethane	<	0.5	ug/L	
SIP-419-202	8/5/21		1,1,2-Trichloroethane	<	0.5	ug/L	
SIP-419-202	8/5/21		1,1-Dichloroethane	<	0.5	ug/L	
SIP-419-202	8/5/21		1,1-Dichloroethene		6.5	ug/L	
SIP-419-202	8/5/21		1,2-Dichloroethane		22	ug/L	
SIP-419-202	8/5/21		Bromodichloromethane	<	0.5	ug/L	
SIP-419-202	8/5/21		Bromoform	<	0.5	ug/L	
SIP-419-202	8/5/21		Carbon tetrachloride		12	ug/L	
SIP-419-202	8/5/21		Chloroform		4.6	ug/L	
SIP-419-202	8/5/21		Dibromochloromethane	<	0.5	ug/L	
SIP-419-202	8/5/21		Tetrachloroethene		38	ug/L	
SIP-419-202	8/5/21		Trichloroethene		380	ug/L	D
SIP-419-202	8/5/21		Trichlorofluoromethane	<	0.5	ug/L	
SIP-419-202	8/5/21		Trichlorotrifluoroethane	<	0.5	ug/L	L
SIP-419-202	8/5/21		Vinyl chloride	<	0.5	ug/L	
SIP-419-202	8/5/21		cis-1,2-Dichloroethene	<	0.5	ug/L	
SIP-419-202	8/5/21		trans-1,2-Dichloroethene	<	0.5	ug/L	
SIP-419-202	10/6/21		Tritium		27200	pCi/L	
SIP-501-105	4/15/21		1,1,1-Trichloroethane	<	0.5	ug/L	
SIP-501-105	4/15/21		1,1,2-Trichloroethane	<	0.5	ug/L	
SIP-501-105	4/15/21		1,1-Dichloroethane	<	0.5	ug/L	
SIP-501-105	4/15/21		1,1-Dichloroethene	<	0.5	ug/L	
SIP-501-105	4/15/21		1,2-Dichloroethane	<	0.5	ug/L	
SIP-501-105	4/15/21		Bromodichloromethane	<	0.5	ug/L	
SIP-501-105	4/15/21		Bromoform	<	0.5	ug/L	
SIP-501-105	4/15/21		Carbon tetrachloride	<	0.5	ug/L	
SIP-501-105	4/15/21		Chloroform		0.64	ug/L	
SIP-501-105	4/15/21		Dibromochloromethane	<	0.5	ug/L	
SIP-501-105	4/15/21		Tetrachloroethene	<	0.5	ug/L	
SIP-501-105	4/15/21		Trichloroethene		5	ug/L	
SIP-501-105	4/15/21		Trichlorofluoromethane	<	0.5	ug/L	
SIP-501-105	4/15/21		Trichlorotrifluoroethane		2.3	ug/L	
SIP-501-105	4/15/21		Vinyl chloride	<	0.5	ug/L	
SIP-501-105	4/15/21		cis-1,2-Dichloroethene	<	0.5	ug/L	
SIP-501-105	4/15/21		trans-1,2-Dichloroethene	<	0.5	ug/L	
SIP-501-202	8/24/21		1,1,1-Trichloroethane	<	0.5	ug/L	
SIP-501-202	8/24/21		1,1,2-Trichloroethane	<	0.5	ug/L	
SIP-501-202	8/24/21		1,1-Dichloroethane	<	0.5	ug/L	
SIP-501-202	8/24/21		1,1-Dichloroethene	<	0.5	ug/L	
SIP-501-202	8/24/21		1,2-Dichloroethane	<	0.5	ug/L	
SIP-501-202	8/24/21		Bromodichloromethane	<	0.5	ug/L	
SIP-501-202	8/24/21		Bromoform	<	0.5	ug/L	
SIP-501-202	8/24/21		Carbon tetrachloride	<	0.5	ug/L	
SIP-501-202	8/24/21		Chloroform		0.91	ug/L	
SIP-501-202	8/24/21		Dibromochloromethane	<	0.5	ug/L	
SIP-501-202	8/24/21		Tetrachloroethene		1.2	ug/L	
SIP-501-202	8/24/21		Trichloroethene		6.5	ug/L	
SIP-501-202	8/24/21		Trichlorofluoromethane	<	0.5	ug/L	
SIP-501-202	8/24/21		Trichlorotrifluoroethane		4.1	ug/L	
SIP-501-202	8/24/21		Vinyl chloride	<	0.5	ug/L	
SIP-501-202	8/24/21		cis-1,2-Dichloroethene	<	0.5	ug/L	
SIP-501-202	8/24/21		trans-1,2-Dichloroethene	<	0.5	ug/L	
SIP-501-202	8/24/21		Tritium		492	pCi/L	
SIP-543-101	3/3/21		1,1,1-Trichloroethane	<	0.5	ug/L	
SIP-543-101	3/3/21		1,1,2-Trichloroethane	<	0.5	ug/L	
SIP-543-101	3/3/21		1,1-Dichloroethane	<	0.5	ug/L	
SIP-543-101	3/3/21		1,1-Dichloroethene		14	ug/L	

Attachment 2. Table 1. Groundwater analytical data, Livermore Site, 2021.

Well	Date	Sample Type	Parameter	LOS Indicator	Result	Units	QA Flag
SIP-543-101	3/3/21		1,2-Dichloroethane	<	0.5	ug/L	
SIP-543-101	3/3/21		Bromodichloromethane	<	0.5	ug/L	
SIP-543-101	3/3/21		Bromoform	<	0.5	ug/L	
SIP-543-101	3/3/21		Carbon tetrachloride	<	0.5	ug/L	
SIP-543-101	3/3/21		Chloroform	<	0.5	ug/L	
SIP-543-101	3/3/21		Dibromochloromethane	<	0.5	ug/L	
SIP-543-101	3/3/21		Tetrachloroethene		50	ug/L	
SIP-543-101	3/3/21		Trichloroethene		60	ug/L	
SIP-543-101	3/3/21		Trichlorofluoromethane	<	0.5	ug/L	
SIP-543-101	3/3/21		Trichlorotrifluoroethane		1.4	ug/L	
SIP-543-101	3/3/21		Vinyl chloride	<	0.5	ug/L	
SIP-543-101	3/3/21		cis-1,2-Dichloroethene	<	0.5	ug/L	
SIP-543-101	3/3/21		trans-1,2-Dichloroethene	<	0.5	ug/L	
SIP-543-101	5/5/21		1,1,1-Trichloroethane	<	0.5	ug/L	
SIP-543-101	5/5/21		1,1,2-Trichloroethane	<	0.5	ug/L	
SIP-543-101	5/5/21		1,1-Dichloroethane	<	0.5	ug/L	
SIP-543-101	5/5/21		1,1-Dichloroethene		14	ug/L	
SIP-543-101	5/5/21		1,2-Dichloroethane	<	0.5	ug/L	
SIP-543-101	5/5/21		Bromodichloromethane	<	0.5	ug/L	
SIP-543-101	5/5/21		Bromoform	<	0.5	ug/L	
SIP-543-101	5/5/21		Carbon tetrachloride	<	0.5	ug/L	
SIP-543-101	5/5/21		Chloroform	<	0.5	ug/L	
SIP-543-101	5/5/21		Dibromochloromethane	<	0.5	ug/L	
SIP-543-101	5/5/21		Tetrachloroethene		56	ug/L	
SIP-543-101	5/5/21		Trichloroethene		67	ug/L	
SIP-543-101	5/5/21		Trichlorofluoromethane	<	0.5	ug/L	
SIP-543-101	5/5/21		Trichlorotrifluoroethane		1.5	ug/L	
SIP-543-101	5/5/21		Vinyl chloride	<	0.5	ug/L	
SIP-543-101	5/5/21		cis-1,2-Dichloroethene	<	0.5	ug/L	
SIP-543-101	5/5/21		trans-1,2-Dichloroethene	<	0.5	ug/L	
SIP-543-101	5/5/21		Tritium	<	100	pCi/L	
SIP-543-101	9/16/21		1,1,1-Trichloroethane	<	0.5	ug/L	
SIP-543-101	9/16/21		1,1,2-Trichloroethane	<	0.5	ug/L	
SIP-543-101	9/16/21		1,1-Dichloroethane	<	0.5	ug/L	
SIP-543-101	9/16/21		1,1-Dichloroethene		17	ug/L	
SIP-543-101	9/16/21		1,2-Dichloroethane	<	0.5	ug/L	
SIP-543-101	9/16/21		Bromodichloromethane	<	0.5	ug/L	
SIP-543-101	9/16/21		Bromoform	<	0.5	ug/L	
SIP-543-101	9/16/21		Carbon tetrachloride	<	0.5	ug/L	
SIP-543-101	9/16/21		Chloroform	<	0.5	ug/L	
SIP-543-101	9/16/21		Dibromochloromethane	<	0.5	ug/L	
SIP-543-101	9/16/21		Tetrachloroethene		71	ug/L	
SIP-543-101	9/16/21		Trichloroethene		78	ug/L	L
SIP-543-101	9/16/21		Trichlorofluoromethane	<	0.5	ug/L	
SIP-543-101	9/16/21		Trichlorotrifluoroethane		1.6	ug/L	
SIP-543-101	9/16/21		Vinyl chloride	<	0.5	ug/L	
SIP-543-101	9/16/21		cis-1,2-Dichloroethene	<	0.5	ug/L	
SIP-543-101	9/16/21		trans-1,2-Dichloroethene	<	0.5	ug/L	
SIP-543-101	10/18/21		1,1,1-Trichloroethane	<	0.5	ug/L	
SIP-543-101	10/18/21		1,1,2-Trichloroethane	<	0.5	ug/L	
SIP-543-101	10/18/21		1,1-Dichloroethane	<	0.5	ug/L	
SIP-543-101	10/18/21		1,1-Dichloroethene		18	ug/L	
SIP-543-101	10/18/21		1,2-Dichloroethane	<	0.5	ug/L	
SIP-543-101	10/18/21		Bromodichloromethane	<	0.5	ug/L	
SIP-543-101	10/18/21		Bromoform	<	0.5	ug/L	
SIP-543-101	10/18/21		Carbon tetrachloride	<	0.5	ug/L	
SIP-543-101	10/18/21		Chloroform	<	0.5	ug/L	
SIP-543-101	10/18/21		Dibromochloromethane	<	0.5	ug/L	
SIP-543-101	10/18/21		Tetrachloroethene		60	ug/L	
SIP-543-101	10/18/21		Trichloroethene		78	ug/L	

Attachment 2. Table 1. Groundwater analytical data, Livermore Site, 2021.

Well	Date	Sample Type	Parameter	LOS Indicator	Result	Units	QA Flag
SIP-543-101	10/18/21		Trichlorofluoromethane	<	0.5	ug/L	
SIP-543-101	10/18/21		Trichlorotrifluoroethane		1.8	ug/L	
SIP-543-101	10/18/21		Vinyl chloride	<	0.5	ug/L	
SIP-543-101	10/18/21		cis-1,2-Dichloroethene	<	0.5	ug/L	
SIP-543-101	10/18/21		trans-1,2-Dichloroethene	<	0.5	ug/L	
SIP-ALP-001	5/6/21		1,1,1-Trichloroethane	<	0.5	ug/L	
SIP-ALP-001	5/6/21		1,1,2-Trichloroethane	<	0.5	ug/L	
SIP-ALP-001	5/6/21		1,1-Dichloroethane	<	0.5	ug/L	
SIP-ALP-001	5/6/21		1,1-Dichloroethene	<	0.5	ug/L	
SIP-ALP-001	5/6/21		1,2-Dichloroethane	<	0.5	ug/L	
SIP-ALP-001	5/6/21		Bromodichloromethane	<	0.5	ug/L	
SIP-ALP-001	5/6/21		Bromoform	<	0.5	ug/L	
SIP-ALP-001	5/6/21		Carbon tetrachloride	<	0.5	ug/L	
SIP-ALP-001	5/6/21		Chloroform	<	0.5	ug/L	
SIP-ALP-001	5/6/21		Dibromochloromethane	<	0.5	ug/L	
SIP-ALP-001	5/6/21		Tetrachloroethene	<	0.5	ug/L	
SIP-ALP-001	5/6/21		Trichloroethene	<	0.5	ug/L	
SIP-ALP-001	5/6/21		Trichlorofluoromethane	<	0.5	ug/L	
SIP-ALP-001	5/6/21		Trichlorotrifluoroethane	<	0.5	ug/L	
SIP-ALP-001	5/6/21		Vinyl chloride	<	0.5	ug/L	
SIP-ALP-001	5/6/21		cis-1,2-Dichloroethene	<	0.5	ug/L	
SIP-ALP-001	5/6/21		trans-1,2-Dichloroethene	<	0.5	ug/L	
SIP-ETC-201	1/5/21		1,1,1-Trichloroethane	<	0.5	ug/L	
SIP-ETC-201	1/5/21		1,1,2-Trichloroethane	<	0.5	ug/L	
SIP-ETC-201	1/5/21		1,1-Dichloroethane		1.9	ug/L	
SIP-ETC-201	1/5/21		1,1-Dichloroethene		38	ug/L	
SIP-ETC-201	1/5/21		1,2-Dichloroethane		0.74	ug/L	
SIP-ETC-201	1/5/21		Bromodichloromethane	<	0.5	ug/L	
SIP-ETC-201	1/5/21		Bromoform	<	0.5	ug/L	
SIP-ETC-201	1/5/21		Carbon tetrachloride	<	0.5	ug/L	
SIP-ETC-201	1/5/21		Chloroform		0.58	ug/L	
SIP-ETC-201	1/5/21		Dibromochloromethane	<	0.5	ug/L	
SIP-ETC-201	1/5/21		Tetrachloroethene		200	ug/L	D
SIP-ETC-201	1/5/21		Trichloroethene		160	ug/L	D
SIP-ETC-201	1/5/21		Trichlorofluoromethane	<	0.5	ug/L	
SIP-ETC-201	1/5/21		Trichlorotrifluoroethane	<	0.5	ug/L	
SIP-ETC-201	1/5/21		Vinyl chloride	<	0.5	ug/L	
SIP-ETC-201	1/5/21		cis-1,2-Dichloroethene	<	0.5	ug/L	
SIP-ETC-201	1/5/21		trans-1,2-Dichloroethene	<	0.5	ug/L	
SIP-ETC-201	4/8/21		1,1,1-Trichloroethane	<	0.5	ug/L	
SIP-ETC-201	4/8/21		1,1,2-Trichloroethane	<	0.5	ug/L	
SIP-ETC-201	4/8/21		1,1-Dichloroethane		1.8	ug/L	
SIP-ETC-201	4/8/21		1,1-Dichloroethene		35	ug/L	
SIP-ETC-201	4/8/21		1,2-Dichloroethane		0.73	ug/L	
SIP-ETC-201	4/8/21		Bromodichloromethane	<	0.5	ug/L	
SIP-ETC-201	4/8/21		Bromoform	<	0.5	ug/L	
SIP-ETC-201	4/8/21		Carbon tetrachloride	<	0.5	ug/L	
SIP-ETC-201	4/8/21		Chloroform		0.58	ug/L	
SIP-ETC-201	4/8/21		Dibromochloromethane	<	0.5	ug/L	
SIP-ETC-201	4/8/21		Tetrachloroethene		190	ug/L	D
SIP-ETC-201	4/8/21		Trichloroethene		150	ug/L	D
SIP-ETC-201	4/8/21		Trichlorofluoromethane	<	0.5	ug/L	
SIP-ETC-201	4/8/21		Trichlorotrifluoroethane	<	0.5	ug/L	
SIP-ETC-201	4/8/21		Vinyl chloride	<	0.5	ug/L	
SIP-ETC-201	4/8/21		cis-1,2-Dichloroethene	<	0.5	ug/L	
SIP-ETC-201	4/8/21		trans-1,2-Dichloroethene	<	0.5	ug/L	
SIP-ETC-201	7/13/21		1,1,1-Trichloroethane	<	0.5	ug/L	
SIP-ETC-201	7/13/21		1,1,2-Trichloroethane	<	0.5	ug/L	
SIP-ETC-201	7/13/21		1,1-Dichloroethane		1.4	ug/L	
SIP-ETC-201	7/13/21		1,1-Dichloroethene		28	ug/L	

Attachment 2. Table 1. Groundwater analytical data, Livermore Site, 2021.

Well	Date	Sample Type	Parameter	LOS Indicator	Result	Units	QA Flag
SIP-ETC-201	7/13/21		1,2-Dichloroethane		0.67	ug/L	
SIP-ETC-201	7/13/21		Bromodichloromethane	<	0.5	ug/L	
SIP-ETC-201	7/13/21		Bromoform	<	0.5	ug/L	
SIP-ETC-201	7/13/21		Carbon tetrachloride	<	0.5	ug/L	
SIP-ETC-201	7/13/21		Chloroform	<	0.5	ug/L	
SIP-ETC-201	7/13/21		Dibromochloromethane	<	0.5	ug/L	
SIP-ETC-201	7/13/21		Tetrachloroethene		150	ug/L	D
SIP-ETC-201	7/13/21		Trichloroethene		110	ug/L	D
SIP-ETC-201	7/13/21		Trichlorofluoromethane	<	0.5	ug/L	
SIP-ETC-201	7/13/21		Trichlorotrifluoroethane	<	0.5	ug/L	
SIP-ETC-201	7/13/21		Vinyl chloride	<	0.5	ug/L	
SIP-ETC-201	7/13/21		cis-1,2-Dichloroethene	<	0.5	ug/L	
SIP-ETC-201	7/13/21		trans-1,2-Dichloroethene	<	0.5	ug/L	
SIP-ETC-201	10/5/21		1,1,1-Trichloroethane	<	0.5	ug/L	
SIP-ETC-201	10/5/21		1,1,2-Trichloroethane	<	0.5	ug/L	
SIP-ETC-201	10/5/21		1,1-Dichloroethane		1.9	ug/L	
SIP-ETC-201	10/5/21		1,1-Dichloroethene		31	ug/L	
SIP-ETC-201	10/5/21		1,2-Dichloroethane		0.72	ug/L	
SIP-ETC-201	10/5/21		Bromodichloromethane	<	0.5	ug/L	
SIP-ETC-201	10/5/21		Bromoform	<	0.5	ug/L	
SIP-ETC-201	10/5/21		Carbon tetrachloride	<	0.5	ug/L	
SIP-ETC-201	10/5/21		Chloroform		0.61	ug/L	
SIP-ETC-201	10/5/21		Dibromochloromethane	<	0.5	ug/L	
SIP-ETC-201	10/5/21		Tetrachloroethene		180	ug/L	D
SIP-ETC-201	10/5/21		Trichloroethene		140	ug/L	D
SIP-ETC-201	10/5/21		Trichlorofluoromethane	<	0.5	ug/L	
SIP-ETC-201	10/5/21		Trichlorotrifluoroethane	<	0.5	ug/L	
SIP-ETC-201	10/5/21		Vinyl chloride	<	0.5	ug/L	
SIP-ETC-201	10/5/21		cis-1,2-Dichloroethene	<	0.5	ug/L	
SIP-ETC-201	10/5/21		trans-1,2-Dichloroethene	<	0.5	ug/L	
SIP-ETS-212	4/22/21		1,1,1-Trichloroethane	<	0.5	ug/L	
SIP-ETS-212	4/22/21		1,1,2-Trichloroethane	<	0.5	ug/L	
SIP-ETS-212	4/22/21		1,1-Dichloroethane		0.8	ug/L	
SIP-ETS-212	4/22/21		1,1-Dichloroethene		0.6	ug/L	
SIP-ETS-212	4/22/21		1,2-Dichloroethane		1.1	ug/L	
SIP-ETS-212	4/22/21		Bromodichloromethane	<	0.5	ug/L	
SIP-ETS-212	4/22/21		Bromoform	<	0.5	ug/L	
SIP-ETS-212	4/22/21		Carbon tetrachloride		1.7	ug/L	
SIP-ETS-212	4/22/21		Chloroform		35	ug/L	
SIP-ETS-212	4/22/21		Dibromochloromethane	<	0.5	ug/L	
SIP-ETS-212	4/22/21		Tetrachloroethene		4.3	ug/L	
SIP-ETS-212	4/22/21		Trichloroethene		120	ug/L	D
SIP-ETS-212	4/22/21		Trichlorofluoromethane	<	0.5	ug/L	
SIP-ETS-212	4/22/21		Trichlorotrifluoroethane		16	ug/L	
SIP-ETS-212	4/22/21		Vinyl chloride	<	0.5	ug/L	
SIP-ETS-212	4/22/21		cis-1,2-Dichloroethene	<	0.5	ug/L	
SIP-ETS-212	4/22/21		trans-1,2-Dichloroethene	<	0.5	ug/L	
SIP-ETS-212	4/22/21		Tritium		565	pCi/L	
SIP-ETS-401	4/22/21		Tritium		702	pCi/L	
SIP-ETS-401	10/6/21		1,1,1-Trichloroethane	<	0.5	ug/L	
SIP-ETS-401	10/6/21		1,1,2-Trichloroethane	<	0.5	ug/L	
SIP-ETS-401	10/6/21		1,1-Dichloroethane		1.1	ug/L	
SIP-ETS-401	10/6/21		1,1-Dichloroethene		6.4	ug/L	
SIP-ETS-401	10/6/21		1,2-Dichloroethane		2.5	ug/L	
SIP-ETS-401	10/6/21		Bromodichloromethane	<	0.5	ug/L	
SIP-ETS-401	10/6/21		Bromoform	<	0.5	ug/L	
SIP-ETS-401	10/6/21		Carbon tetrachloride		0.9	ug/L	
SIP-ETS-401	10/6/21		Chloroform		11	ug/L	
SIP-ETS-401	10/6/21		Dibromochloromethane	<	0.5	ug/L	
SIP-ETS-401	10/6/21		Tetrachloroethene		15	ug/L	

Attachment 2. Table 1. Groundwater analytical data, Livermore Site, 2021.

Well	Date	Sample Type	Parameter	LOS Indicator	Result	Units	QA Flag
SIP-ETS-401	10/6/21		Trichloroethene		110	ug/L	D
SIP-ETS-401	10/6/21		Trichlorofluoromethane	<	0.5	ug/L	
SIP-ETS-401	10/6/21		Trichlorotrifluoroethane		5.8	ug/L	
SIP-ETS-401	10/6/21		Vinyl chloride	<	0.5	ug/L	
SIP-ETS-401	10/6/21		cis-1,2-Dichloroethene	<	0.5	ug/L	
SIP-ETS-401	10/6/21		trans-1,2-Dichloroethene	<	0.5	ug/L	
SIP-ETS-401	10/6/21		Tritium		363	pCi/L	
SIP-ETS-405	10/4/21		1,1,1-Trichloroethane	<	0.5	ug/L	
SIP-ETS-405	10/4/21		1,1,2-Trichloroethane	<	0.5	ug/L	
SIP-ETS-405	10/4/21		1,1-Dichloroethane	<	0.5	ug/L	
SIP-ETS-405	10/4/21		1,1-Dichloroethene	<	0.5	ug/L	
SIP-ETS-405	10/4/21		1,2-Dichloroethane	<	0.5	ug/L	
SIP-ETS-405	10/4/21		Bromodichloromethane	<	0.5	ug/L	
SIP-ETS-405	10/4/21		Bromoform	<	0.5	ug/L	
SIP-ETS-405	10/4/21		Carbon tetrachloride	<	0.5	ug/L	
SIP-ETS-405	10/4/21		Chloroform		1.9	ug/L	
SIP-ETS-405	10/4/21		Dibromochloromethane	<	0.5	ug/L	
SIP-ETS-405	10/4/21		Tetrachloroethene		2.6	ug/L	
SIP-ETS-405	10/4/21		Trichloroethene		31	ug/L	
SIP-ETS-405	10/4/21		Trichlorofluoromethane	<	0.5	ug/L	
SIP-ETS-405	10/4/21		Trichlorotrifluoroethane		3.3	ug/L	
SIP-ETS-405	10/4/21		Vinyl chloride	<	0.5	ug/L	
SIP-ETS-405	10/4/21		cis-1,2-Dichloroethene	<	0.5	ug/L	
SIP-ETS-405	10/4/21		trans-1,2-Dichloroethene	<	0.5	ug/L	
SIP-ETS-502	7/27/21		Tritium		191	pCi/L	
SIP-ETS-502	10/6/21		1,1,1-Trichloroethane	<	0.5	ug/L	
SIP-ETS-502	10/6/21		1,1,2-Trichloroethane	<	0.5	ug/L	
SIP-ETS-502	10/6/21		1,1-Dichloroethane		0.63	ug/L	
SIP-ETS-502	10/6/21		1,1-Dichloroethene		2.7	ug/L	
SIP-ETS-502	10/6/21		1,2-Dichloroethane	<	0.5	ug/L	
SIP-ETS-502	10/6/21		Bromodichloromethane	<	0.5	ug/L	
SIP-ETS-502	10/6/21		Bromoform	<	0.5	ug/L	
SIP-ETS-502	10/6/21		Carbon tetrachloride	<	0.5	ug/L	
SIP-ETS-502	10/6/21		Chloroform		18	ug/L	
SIP-ETS-502	10/6/21		Dibromochloromethane	<	0.5	ug/L	
SIP-ETS-502	10/6/21		Tetrachloroethene		6	ug/L	
SIP-ETS-502	10/6/21		Trichloroethene		68	ug/L	
SIP-ETS-502	10/6/21		Trichlorofluoromethane	<	0.5	ug/L	
SIP-ETS-502	10/6/21		Trichlorotrifluoroethane	<	0.5	ug/L	
SIP-ETS-502	10/6/21		Vinyl chloride	<	0.5	ug/L	
SIP-ETS-502	10/6/21		cis-1,2-Dichloroethene	<	0.5	ug/L	
SIP-ETS-502	10/6/21		trans-1,2-Dichloroethene	<	0.5	ug/L	
SIP-ETS-601	1/20/21		1,1,1-Trichloroethane	<	0.5	ug/L	
SIP-ETS-601	1/20/21		1,1,2-Trichloroethane	<	0.5	ug/L	
SIP-ETS-601	1/20/21		1,1-Dichloroethane	<	0.5	ug/L	
SIP-ETS-601	1/20/21		1,1-Dichloroethene	<	0.5	ug/L	
SIP-ETS-601	1/20/21		1,2-Dichloroethane	<	0.5	ug/L	
SIP-ETS-601	1/20/21		Bromodichloromethane	<	0.5	ug/L	
SIP-ETS-601	1/20/21		Bromoform	<	0.5	ug/L	
SIP-ETS-601	1/20/21		Carbon tetrachloride	<	0.5	ug/L	
SIP-ETS-601	1/20/21		Chloroform	<	0.5	ug/L	
SIP-ETS-601	1/20/21		Dibromochloromethane	<	0.5	ug/L	
SIP-ETS-601	1/20/21		Tetrachloroethene		3.3	ug/L	
SIP-ETS-601	1/20/21		Trichloroethene		39	ug/L	
SIP-ETS-601	1/20/21		Trichlorofluoromethane	<	0.5	ug/L	
SIP-ETS-601	1/20/21		Trichlorotrifluoroethane	<	0.5	ug/L	
SIP-ETS-601	1/20/21		Vinyl chloride	<	0.5	ug/L	
SIP-ETS-601	1/20/21		cis-1,2-Dichloroethene	<	0.5	ug/L	
SIP-ETS-601	1/20/21		trans-1,2-Dichloroethene	<	0.5	ug/L	
SIP-ETS-601	10/6/21		Tritium	<	100	pCi/L	

Attachment 2. Table 1. Groundwater analytical data, Livermore Site, 2021.

Well	Date	Sample Type	Parameter	LOS Indicator	Result	Units	QA Flag
SIP-ITR-001	5/13/21		1,1,1-Trichloroethane	<	0.5	ug/L	
SIP-ITR-001	5/13/21		1,1,2-Trichloroethane	<	0.5	ug/L	
SIP-ITR-001	5/13/21		1,1-Dichloroethane	<	0.5	ug/L	
SIP-ITR-001	5/13/21		1,1-Dichloroethene	<	0.5	ug/L	
SIP-ITR-001	5/13/21		1,2-Dichloroethane	<	0.5	ug/L	
SIP-ITR-001	5/13/21		Bromodichloromethane	<	0.5	ug/L	
SIP-ITR-001	5/13/21		Bromoform	<	0.5	ug/L	
SIP-ITR-001	5/13/21		Carbon tetrachloride	<	0.5	ug/L	
SIP-ITR-001	5/13/21		Chloroform	<	0.5	ug/L	
SIP-ITR-001	5/13/21		Dibromochloromethane	<	0.5	ug/L	
SIP-ITR-001	5/13/21		Tetrachloroethene	<	0.5	ug/L	
SIP-ITR-001	5/13/21		Trichloroethene	<	0.5	ug/L	
SIP-ITR-001	5/13/21		Trichlorofluoromethane	<	0.5	ug/L	
SIP-ITR-001	5/13/21		Trichlorotrifluoroethane	<	0.5	ug/L	
SIP-ITR-001	5/13/21		Vinyl chloride	<	0.5	ug/L	
SIP-ITR-001	5/13/21		cis-1,2-Dichloroethene	<	0.5	ug/L	
SIP-ITR-001	5/13/21		trans-1,2-Dichloroethene	<	0.5	ug/L	
SIP-ITR-003	5/3/21		1,1,1-Trichloroethane	<	0.5	ug/L	
SIP-ITR-003	5/3/21		1,1,2-Trichloroethane	<	0.5	ug/L	
SIP-ITR-003	5/3/21		1,1-Dichloroethane	<	0.5	ug/L	
SIP-ITR-003	5/3/21		1,1-Dichloroethene	<	0.5	ug/L	
SIP-ITR-003	5/3/21		1,2-Dichloroethane	<	0.5	ug/L	
SIP-ITR-003	5/3/21		Bromodichloromethane	<	0.5	ug/L	
SIP-ITR-003	5/3/21		Bromoform	<	0.5	ug/L	
SIP-ITR-003	5/3/21		Carbon tetrachloride	<	0.5	ug/L	
SIP-ITR-003	5/3/21		Chloroform	<	0.5	ug/L	
SIP-ITR-003	5/3/21		Dibromochloromethane	<	0.5	ug/L	
SIP-ITR-003	5/3/21		Tetrachloroethene	<	0.5	ug/L	
SIP-ITR-003	5/3/21		Trichloroethene	<	0.5	ug/L	
SIP-ITR-003	5/3/21		Trichlorofluoromethane	<	0.5	ug/L	
SIP-ITR-003	5/3/21		Trichlorotrifluoroethane	<	0.5	ug/L	
SIP-ITR-003	5/3/21		Vinyl chloride	<	0.5	ug/L	
SIP-ITR-003	5/3/21		cis-1,2-Dichloroethene	<	0.5	ug/L	
SIP-ITR-003	5/3/21		trans-1,2-Dichloroethene	<	0.5	ug/L	
TW-11	9/2/21		Tritium	<	100	pCi/L	
TW-11	9/2/21		1,1,1-Trichloroethane	<	0.5	ug/L	
TW-11	9/2/21		1,1,2-Trichloroethane	<	0.5	ug/L	
TW-11	9/2/21		1,1-Dichloroethane	<	0.5	ug/L	
TW-11	9/2/21		1,1-Dichloroethene	<	0.5	ug/L	
TW-11	9/2/21		1,2-Dichloroethane	<	0.5	ug/L	
TW-11	9/2/21		Bromodichloromethane	<	0.5	ug/L	
TW-11	9/2/21		Bromoform	<	0.5	ug/L	
TW-11	9/2/21		Carbon tetrachloride	<	0.5	ug/L	
TW-11	9/2/21		Chloroform		11	ug/L	
TW-11	9/2/21		Dibromochloromethane	<	0.5	ug/L	
TW-11	9/2/21		Tetrachloroethene	<	0.5	ug/L	
TW-11	9/2/21		Trichloroethene		3	ug/L	
TW-11	9/2/21		Trichlorofluoromethane	<	0.5	ug/L	
TW-11	9/2/21		Trichlorotrifluoroethane	<	0.5	ug/L	
TW-11	9/2/21		Vinyl chloride	<	0.5	ug/L	
TW-11	9/2/21		cis-1,2-Dichloroethene	<	0.5	ug/L	
TW-11	9/2/21		trans-1,2-Dichloroethene	<	0.5	ug/L	
TW-21	10/28/21		1,1,1-Trichloroethane	<	0.5	ug/L	
TW-21	10/28/21		1,1,2-Trichloroethane	<	0.5	ug/L	
TW-21	10/28/21		1,1-Dichloroethane	<	0.5	ug/L	
TW-21	10/28/21		1,1-Dichloroethene	<	0.5	ug/L	
TW-21	10/28/21		1,2-Dichloroethane	<	0.5	ug/L	
TW-21	10/28/21		Bromodichloromethane	<	0.5	ug/L	
TW-21	10/28/21		Bromoform	<	0.5	ug/L	
TW-21	10/28/21		Carbon tetrachloride	<	0.5	ug/L	

Attachment 2. Table 1. Groundwater analytical data, Livermore Site, 2021.

Well	Date	Sample Type	Parameter	LOS Indicator	Result	Units	QA Flag
TW-21	10/28/21		Chloroform	<	0.5	ug/L	
TW-21	10/28/21		Dibromochloromethane	<	0.5	ug/L	
TW-21	10/28/21		Tetrachloroethene		3.4	ug/L	
TW-21	10/28/21		Trichloroethene		0.92	ug/L	
TW-21	10/28/21		Trichlorofluoromethane	<	0.5	ug/L	
TW-21	10/28/21		Trichlorotrifluoroethane	<	0.5	ug/L	
TW-21	10/28/21		Vinyl chloride	<	0.5	ug/L	
TW-21	10/28/21		cis-1,2-Dichloroethene	<	0.5	ug/L	
TW-21	10/28/21		trans-1,2-Dichloroethene	<	0.5	ug/L	
UP-292-006	1/27/21		1,1,1-Trichloroethane	<	0.5	ug/L	
UP-292-006	1/27/21		1,1,2-Trichloroethane	<	0.5	ug/L	
UP-292-006	1/27/21		1,1-Dichloroethane	<	0.5	ug/L	
UP-292-006	1/27/21		1,1-Dichloroethene	<	0.5	ug/L	
UP-292-006	1/27/21		1,2-Dichloroethane	<	0.5	ug/L	
UP-292-006	1/27/21		Bromodichloromethane	<	0.5	ug/L	
UP-292-006	1/27/21		Bromoform	<	0.5	ug/L	
UP-292-006	1/27/21		Carbon tetrachloride	<	0.5	ug/L	
UP-292-006	1/27/21		Chloroform	<	0.5	ug/L	
UP-292-006	1/27/21		Dibromochloromethane	<	0.5	ug/L	
UP-292-006	1/27/21		Tetrachloroethene	<	0.5	ug/L	
UP-292-006	1/27/21		Trichloroethene		0.91	ug/L	
UP-292-006	1/27/21		Trichlorofluoromethane	<	0.5	ug/L	
UP-292-006	1/27/21		Trichlorotrifluoroethane		2.5	ug/L	
UP-292-006	1/27/21		Vinyl chloride	<	0.5	ug/L	
UP-292-006	1/27/21		cis-1,2-Dichloroethene	<	0.5	ug/L	
UP-292-006	1/27/21		trans-1,2-Dichloroethene	<	0.5	ug/L	
UP-292-006	1/27/21		Tritium		5580	pCi/L	
UP-292-007	8/31/21		Tritium		17900	pCi/L	
UP-292-015	3/25/21		1,1,1-Trichloroethane	<	0.5	ug/L	
UP-292-015	3/25/21		1,1,2-Trichloroethane	<	0.5	ug/L	
UP-292-015	3/25/21		1,1-Dichloroethane	<	0.5	ug/L	
UP-292-015	3/25/21		1,1-Dichloroethene	<	0.5	ug/L	
UP-292-015	3/25/21		1,2-Dichloroethane	<	0.5	ug/L	
UP-292-015	3/25/21		Bromodichloromethane	<	0.5	ug/L	
UP-292-015	3/25/21		Bromoform	<	0.5	ug/L	
UP-292-015	3/25/21		Carbon tetrachloride	<	0.5	ug/L	
UP-292-015	3/25/21		Chloroform	<	0.5	ug/L	
UP-292-015	3/25/21		Dibromochloromethane	<	0.5	ug/L	
UP-292-015	3/25/21		Tetrachloroethene	<	0.5	ug/L	
UP-292-015	3/25/21		Trichloroethene		0.75	ug/L	
UP-292-015	3/25/21		Trichlorofluoromethane	<	0.5	ug/L	
UP-292-015	3/25/21		Trichlorotrifluoroethane		2.1	ug/L	
UP-292-015	3/25/21		Vinyl chloride	<	0.5	ug/L	
UP-292-015	3/25/21		cis-1,2-Dichloroethene	<	0.5	ug/L	
UP-292-015	3/25/21		trans-1,2-Dichloroethene	<	0.5	ug/L	
UP-292-015	9/8/21		Tritium	<	100	pCi/L	
W-001	7/28/21		1,1,1-Trichloroethane	<	0.5	ug/L	
W-001	7/28/21		1,1,2-Trichloroethane	<	0.5	ug/L	
W-001	7/28/21		1,1-Dichloroethane	<	0.5	ug/L	
W-001	7/28/21		1,1-Dichloroethene	<	0.5	ug/L	
W-001	7/28/21		1,2-Dichloroethane	<	0.5	ug/L	
W-001	7/28/21		Bromodichloromethane	<	0.5	ug/L	
W-001	7/28/21		Bromoform	<	0.5	ug/L	
W-001	7/28/21		Carbon tetrachloride	<	0.5	ug/L	
W-001	7/28/21		Chloroform		1.7	ug/L	
W-001	7/28/21		Dibromochloromethane	<	0.5	ug/L	
W-001	7/28/21		Tetrachloroethene		9.8	ug/L	
W-001	7/28/21		Trichloroethene		1.3	ug/L	
W-001	7/28/21		Trichlorofluoromethane	<	0.5	ug/L	
W-001	7/28/21		Trichlorotrifluoroethane	<	0.5	ug/L	

Attachment 2. Table 1. Groundwater analytical data, Livermore Site, 2021.

Well	Date	Sample Type	Parameter	LOS Indicator	Result	Units	QA Flag
W-001	7/28/21		Vinyl chloride	<	0.5	ug/L	
W-001	7/28/21		cis-1,2-Dichloroethene	<	0.5	ug/L	
W-001	7/28/21		trans-1,2-Dichloroethene	<	0.5	ug/L	
W-001A	10/19/21		1,1,1-Trichloroethane	<	0.5	ug/L	
W-001A	10/19/21		1,1,2-Trichloroethane	<	0.5	ug/L	
W-001A	10/19/21		1,1-Dichloroethane	<	0.5	ug/L	
W-001A	10/19/21		1,1-Dichloroethene	<	0.5	ug/L	
W-001A	10/19/21		1,2-Dichloroethane	<	0.5	ug/L	
W-001A	10/19/21		Bromodichloromethane	<	0.5	ug/L	
W-001A	10/19/21		Bromoform	<	0.5	ug/L	
W-001A	10/19/21		Carbon tetrachloride		1.4	ug/L	
W-001A	10/19/21		Chloroform		2.1	ug/L	
W-001A	10/19/21		Dibromochloromethane	<	0.5	ug/L	
W-001A	10/19/21		Tetrachloroethene		1.2	ug/L	
W-001A	10/19/21		Trichloroethene		6.2	ug/L	
W-001A	10/19/21		Trichlorofluoromethane	<	0.5	ug/L	
W-001A	10/19/21		Trichlorotrifluoroethane	<	0.5	ug/L	
W-001A	10/19/21		Vinyl chloride	<	0.5	ug/L	
W-001A	10/19/21		cis-1,2-Dichloroethene	<	0.5	ug/L	
W-001A	10/19/21		trans-1,2-Dichloroethene	<	0.5	ug/L	
W-002	9/2/21		1,1,1-Trichloroethane	<	0.5	ug/L	
W-002	9/2/21		1,1,2-Trichloroethane	<	0.5	ug/L	
W-002	9/2/21		1,1-Dichloroethane	<	0.5	ug/L	
W-002	9/2/21		1,1-Dichloroethene		1.3	ug/L	
W-002	9/2/21		1,2-Dichloroethane	<	0.5	ug/L	
W-002	9/2/21		Bromodichloromethane	<	0.5	ug/L	
W-002	9/2/21		Bromoform	<	0.5	ug/L	
W-002	9/2/21		Carbon tetrachloride	<	0.5	ug/L	L
W-002	9/2/21		Chloroform		6.8	ug/L	
W-002	9/2/21		Dibromochloromethane	<	0.5	ug/L	
W-002	9/2/21		Tetrachloroethene		3.1	ug/L	
W-002	9/2/21		Trichloroethene		3.9	ug/L	
W-002	9/2/21		Trichlorofluoromethane	<	0.5	ug/L	
W-002	9/2/21		Trichlorotrifluoroethane	<	0.5	ug/L	
W-002	9/2/21		Vinyl chloride	<	0.5	ug/L	
W-002	9/2/21		cis-1,2-Dichloroethene	<	0.5	ug/L	
W-002	9/2/21		trans-1,2-Dichloroethene	<	0.5	ug/L	
W-004	9/15/21		1,1,1-Trichloroethane	<	0.5	ug/L	
W-004	9/15/21		1,1,2-Trichloroethane	<	0.5	ug/L	
W-004	9/15/21		1,1-Dichloroethane	<	0.5	ug/L	
W-004	9/15/21		1,1-Dichloroethene	<	0.5	ug/L	
W-004	9/15/21		1,2-Dichloroethane	<	0.5	ug/L	
W-004	9/15/21		Bromodichloromethane	<	0.5	ug/L	
W-004	9/15/21		Bromoform	<	0.5	ug/L	
W-004	9/15/21		Carbon tetrachloride	<	0.5	ug/L	
W-004	9/15/21		Chloroform		0.59	ug/L	
W-004	9/15/21		Dibromochloromethane	<	0.5	ug/L	
W-004	9/15/21		Tetrachloroethene		0.78	ug/L	
W-004	9/15/21		Trichloroethene		11	ug/L	
W-004	9/15/21		Trichlorofluoromethane	<	0.5	ug/L	
W-004	9/15/21		Trichlorotrifluoroethane		5.7	ug/L	
W-004	9/15/21		Vinyl chloride	<	0.5	ug/L	
W-004	9/15/21		cis-1,2-Dichloroethene	<	0.5	ug/L	
W-004	9/15/21		trans-1,2-Dichloroethene	<	0.5	ug/L	
W-008	1/11/21		Tritium	<	100	pCi/L	
W-008	1/11/21	DUP	Tritium	<	100	pCi/L	
W-011	9/28/21		1,1,1-Trichloroethane	<	0.5	ug/L	
W-011	9/28/21		1,1,2-Trichloroethane	<	0.5	ug/L	
W-011	9/28/21		1,1-Dichloroethane	<	0.5	ug/L	
W-011	9/28/21		1,1-Dichloroethene	<	0.5	ug/L	

Attachment 2. Table 1. Groundwater analytical data, Livermore Site, 2021.

Well	Date	Sample Type	Parameter	LOS Indicator	Result	Units	QA Flag
W-011	9/28/21		1,2-Dichloroethane	<	0.5	ug/L	
W-011	9/28/21		Bromodichloromethane	<	0.5	ug/L	
W-011	9/28/21		Bromoform	<	0.5	ug/L	
W-011	9/28/21		Carbon tetrachloride	<	0.5	ug/L	
W-011	9/28/21		Chloroform	<	0.5	ug/L	
W-011	9/28/21		Dibromochloromethane	<	0.5	ug/L	
W-011	9/28/21		Tetrachloroethene	<	0.5	ug/L	
W-011	9/28/21		Trichloroethene	<	0.5	ug/L	
W-011	9/28/21		Trichlorofluoromethane	<	0.5	ug/L	
W-011	9/28/21		Trichlorotrifluoroethane	<	0.5	ug/L	
W-011	9/28/21		Vinyl chloride	<	0.5	ug/L	
W-011	9/28/21		cis-1,2-Dichloroethene	<	0.5	ug/L	
W-011	9/28/21		trans-1,2-Dichloroethene	<	0.5	ug/L	
W-012	2/3/21		1,1,1-Trichloroethane	<	0.5	ug/L	
W-012	2/3/21		1,1,2-Trichloroethane	<	0.5	ug/L	
W-012	2/3/21		1,1-Dichloroethane	<	0.5	ug/L	
W-012	2/3/21		1,1-Dichloroethene	<	0.5	ug/L	
W-012	2/3/21		1,2-Dichloroethane	<	0.5	ug/L	
W-012	2/3/21		Bromodichloromethane	<	0.5	ug/L	
W-012	2/3/21		Bromoform	<	0.5	ug/L	
W-012	2/3/21		Carbon tetrachloride	<	0.5	ug/L	
W-012	2/3/21		Chloroform		0.56	ug/L	
W-012	2/3/21		Dibromochloromethane	<	0.5	ug/L	
W-012	2/3/21		Tetrachloroethene		8.4	ug/L	
W-012	2/3/21		Trichloroethene		12	ug/L	
W-012	2/3/21		Trichlorofluoromethane	<	0.5	ug/L	
W-012	2/3/21		Trichlorotrifluoroethane		2.1	ug/L	
W-012	2/3/21		Vinyl chloride	<	0.5	ug/L	
W-012	2/3/21		cis-1,2-Dichloroethene		0.52	ug/L	
W-012	2/3/21		trans-1,2-Dichloroethene	<	0.5	ug/L	
W-017	3/25/21		Tritium	<	100	pCi/L	
W-017A	3/25/21		1,1,1-Trichloroethane	<	0.5	ug/L	
W-017A	3/25/21		1,1,2-Trichloroethane	<	0.5	ug/L	
W-017A	3/25/21		1,1-Dichloroethane	<	0.5	ug/L	
W-017A	3/25/21		1,1-Dichloroethene	<	0.5	ug/L	
W-017A	3/25/21		1,2-Dichloroethane	<	0.5	ug/L	
W-017A	3/25/21		Bromodichloromethane	<	0.5	ug/L	
W-017A	3/25/21		Bromoform	<	0.5	ug/L	
W-017A	3/25/21		Carbon tetrachloride	<	0.5	ug/L	
W-017A	3/25/21		Chloroform	<	0.5	ug/L	
W-017A	3/25/21		Dibromochloromethane	<	0.5	ug/L	
W-017A	3/25/21		Tetrachloroethene	<	0.5	ug/L	
W-017A	3/25/21		Trichloroethene	<	0.5	ug/L	
W-017A	3/25/21		Trichlorofluoromethane	<	0.5	ug/L	
W-017A	3/25/21		Trichlorotrifluoroethane	<	0.5	ug/L	
W-017A	3/25/21		Vinyl chloride	<	0.5	ug/L	
W-017A	3/25/21		cis-1,2-Dichloroethene	<	0.5	ug/L	
W-017A	3/25/21		trans-1,2-Dichloroethene	<	0.5	ug/L	
W-1001	1/14/21		1,1,1-Trichloroethane	<	0.5	ug/L	
W-1001	1/14/21		1,1,2-Trichloroethane	<	0.5	ug/L	
W-1001	1/14/21		1,1-Dichloroethane	<	0.5	ug/L	
W-1001	1/14/21		1,1-Dichloroethene	<	0.5	ug/L	
W-1001	1/14/21		1,2-Dichloroethane	<	0.5	ug/L	
W-1001	1/14/21		Bromodichloromethane	<	0.5	ug/L	
W-1001	1/14/21		Bromoform	<	0.5	ug/L	
W-1001	1/14/21		Carbon tetrachloride	<	0.5	ug/L	
W-1001	1/14/21		Chloroform	<	0.5	ug/L	
W-1001	1/14/21		Dibromochloromethane	<	0.5	ug/L	
W-1001	1/14/21		Tetrachloroethene	<	0.5	ug/L	
W-1001	1/14/21		Trichloroethene	<	0.5	ug/L	

Attachment 2. Table 1. Groundwater analytical data, Livermore Site, 2021.

Well	Date	Sample Type	Parameter	LOS Indicator	Result	Units	QA Flag
W-1001	1/14/21		Trichlorofluoromethane	<	0.5	ug/L	
W-1001	1/14/21		Trichlorotrifluoroethane	<	0.5	ug/L	
W-1001	1/14/21		Vinyl chloride	<	0.5	ug/L	
W-1001	1/14/21		cis-1,2-Dichloroethene	<	0.5	ug/L	
W-1001	1/14/21		trans-1,2-Dichloroethene	<	0.5	ug/L	
W-1001	4/21/21		1,1,1-Trichloroethane	<	0.5	ug/L	
W-1001	4/21/21		1,1,2-Trichloroethane	<	0.5	ug/L	
W-1001	4/21/21		1,1-Dichloroethane	<	0.5	ug/L	
W-1001	4/21/21		1,1-Dichloroethene	<	0.5	ug/L	
W-1001	4/21/21		1,2-Dichloroethane	<	0.5	ug/L	
W-1001	4/21/21		Bromodichloromethane	<	0.5	ug/L	
W-1001	4/21/21		Bromoform	<	0.5	ug/L	
W-1001	4/21/21		Carbon tetrachloride	<	0.5	ug/L	
W-1001	4/21/21		Chloroform	<	0.5	ug/L	
W-1001	4/21/21		Dibromochloromethane	<	0.5	ug/L	
W-1001	4/21/21		Tetrachloroethene	<	0.5	ug/L	
W-1001	4/21/21		Trichloroethene	<	0.5	ug/L	
W-1001	4/21/21		Trichlorofluoromethane	<	0.5	ug/L	
W-1001	4/21/21		Trichlorotrifluoroethane	<	0.5	ug/L	
W-1001	4/21/21		Vinyl chloride	<	0.5	ug/L	
W-1001	4/21/21		cis-1,2-Dichloroethene	<	0.5	ug/L	
W-1001	4/21/21		trans-1,2-Dichloroethene	<	0.5	ug/L	
W-1001	7/20/21		1,1,1-Trichloroethane	<	0.5	ug/L	
W-1001	7/20/21		1,1,2-Trichloroethane	<	0.5	ug/L	
W-1001	7/20/21		1,1-Dichloroethane	<	0.5	ug/L	
W-1001	7/20/21		1,1-Dichloroethene	<	0.5	ug/L	
W-1001	7/20/21		1,2-Dichloroethane	<	0.5	ug/L	
W-1001	7/20/21		Bromodichloromethane	<	0.5	ug/L	
W-1001	7/20/21		Bromoform	<	0.5	ug/L	
W-1001	7/20/21		Carbon tetrachloride	<	0.5	ug/L	
W-1001	7/20/21		Chloroform	<	0.5	ug/L	
W-1001	7/20/21		Dibromochloromethane	<	0.5	ug/L	
W-1001	7/20/21		Tetrachloroethene	<	0.5	ug/L	
W-1001	7/20/21		Trichloroethene	<	0.5	ug/L	
W-1001	7/20/21		Trichlorofluoromethane	<	0.5	ug/L	
W-1001	7/20/21		Trichlorotrifluoroethane	<	0.5	ug/L	
W-1001	7/20/21		Vinyl chloride	<	0.5	ug/L	
W-1001	7/20/21		cis-1,2-Dichloroethene	<	0.5	ug/L	
W-1001	7/20/21		trans-1,2-Dichloroethene	<	0.5	ug/L	
W-1001	10/19/21		1,1,1-Trichloroethane	<	0.5	ug/L	
W-1001	10/19/21		1,1,2-Trichloroethane	<	0.5	ug/L	
W-1001	10/19/21		1,1-Dichloroethane	<	0.5	ug/L	
W-1001	10/19/21		1,1-Dichloroethene	<	0.5	ug/L	
W-1001	10/19/21		1,2-Dichloroethane	<	0.5	ug/L	
W-1001	10/19/21		Bromodichloromethane	<	0.5	ug/L	
W-1001	10/19/21		Bromoform	<	0.5	ug/L	
W-1001	10/19/21		Carbon tetrachloride	<	0.5	ug/L	
W-1001	10/19/21		Chloroform	<	0.5	ug/L	
W-1001	10/19/21		Dibromochloromethane	<	0.5	ug/L	
W-1001	10/19/21		Tetrachloroethene	<	0.5	ug/L	
W-1001	10/19/21		Trichloroethene	<	0.5	ug/L	
W-1001	10/19/21		Trichlorofluoromethane	<	0.5	ug/L	
W-1001	10/19/21		Trichlorotrifluoroethane	<	0.5	ug/L	
W-1001	10/19/21		Vinyl chloride	<	0.5	ug/L	
W-1001	10/19/21		cis-1,2-Dichloroethene	<	0.5	ug/L	
W-1001	10/19/21		trans-1,2-Dichloroethene	<	0.5	ug/L	
W-1002	1/12/21		1,1,1-Trichloroethane	<	0.5	ug/L	
W-1002	1/12/21		1,1,2-Trichloroethane	<	0.5	ug/L	
W-1002	1/12/21		1,1-Dichloroethane	<	0.5	ug/L	
W-1002	1/12/21		1,1-Dichloroethene	<	0.5	ug/L	

Attachment 2. Table 1. Groundwater analytical data, Livermore Site, 2021.

Well	Date	Sample Type	Parameter	LOS Indicator	Result	Units	QA Flag
W-1002	1/12/21		1,2-Dichloroethane	<	0.5	ug/L	
W-1002	1/12/21		Bromodichloromethane	<	0.5	ug/L	
W-1002	1/12/21		Bromoform	<	0.5	ug/L	
W-1002	1/12/21		Carbon tetrachloride	<	0.5	ug/L	
W-1002	1/12/21		Chloroform	<	0.5	ug/L	
W-1002	1/12/21		Dibromochloromethane	<	0.5	ug/L	
W-1002	1/12/21		Tetrachloroethene		1.4	ug/L	
W-1002	1/12/21		Trichloroethene	<	0.5	ug/L	
W-1002	1/12/21		Trichlorofluoromethane	<	0.5	ug/L	
W-1002	1/12/21		Trichlorotrifluoroethane	<	0.5	ug/L	
W-1002	1/12/21		Vinyl chloride	<	0.5	ug/L	
W-1002	1/12/21		cis-1,2-Dichloroethene	<	0.5	ug/L	
W-1002	1/12/21		trans-1,2-Dichloroethene	<	0.5	ug/L	
W-1003	10/19/21		1,1,1-Trichloroethane	<	0.5	ug/L	
W-1003	10/19/21		1,1,2-Trichloroethane	<	0.5	ug/L	
W-1003	10/19/21		1,1-Dichloroethane	<	0.5	ug/L	
W-1003	10/19/21		1,1-Dichloroethene	<	0.5	ug/L	
W-1003	10/19/21		1,2-Dichloroethane	<	0.5	ug/L	
W-1003	10/19/21		Bromodichloromethane	<	0.5	ug/L	
W-1003	10/19/21		Bromoform	<	0.5	ug/L	
W-1003	10/19/21		Carbon tetrachloride	<	0.5	ug/L	
W-1003	10/19/21		Chloroform	<	0.5	ug/L	
W-1003	10/19/21		Dibromochloromethane	<	0.5	ug/L	
W-1003	10/19/21		Tetrachloroethene	<	0.5	ug/L	
W-1003	10/19/21		Trichloroethene	<	0.5	ug/L	
W-1003	10/19/21		Trichlorofluoromethane	<	0.5	ug/L	
W-1003	10/19/21		Trichlorotrifluoroethane	<	0.5	ug/L	
W-1003	10/19/21		Vinyl chloride	<	0.5	ug/L	
W-1003	10/19/21		cis-1,2-Dichloroethene	<	0.5	ug/L	
W-1003	10/19/21		trans-1,2-Dichloroethene	<	0.5	ug/L	
W-1004	1/14/21		1,1,1-Trichloroethane	<	0.5	ug/L	
W-1004	1/14/21		1,1,2-Trichloroethane	<	0.5	ug/L	
W-1004	1/14/21		1,1-Dichloroethane	<	0.5	ug/L	
W-1004	1/14/21		1,1-Dichloroethene	<	0.5	ug/L	
W-1004	1/14/21		1,2-Dichloroethane	<	0.5	ug/L	
W-1004	1/14/21		Bromodichloromethane	<	0.5	ug/L	
W-1004	1/14/21		Bromoform	<	0.5	ug/L	
W-1004	1/14/21		Carbon tetrachloride	<	0.5	ug/L	
W-1004	1/14/21		Chloroform	<	0.5	ug/L	
W-1004	1/14/21		Dibromochloromethane	<	0.5	ug/L	
W-1004	1/14/21		Tetrachloroethene		1.6	ug/L	
W-1004	1/14/21		Trichloroethene	<	0.5	ug/L	
W-1004	1/14/21		Trichlorofluoromethane	<	0.5	ug/L	
W-1004	1/14/21		Trichlorotrifluoroethane	<	0.5	ug/L	
W-1004	1/14/21		Vinyl chloride	<	0.5	ug/L	
W-1004	1/14/21		cis-1,2-Dichloroethene	<	0.5	ug/L	
W-1004	1/14/21		trans-1,2-Dichloroethene	<	0.5	ug/L	
W-1004	4/21/21		1,1,1-Trichloroethane	<	0.5	ug/L	
W-1004	4/21/21		1,1,2-Trichloroethane	<	0.5	ug/L	
W-1004	4/21/21		1,1-Dichloroethane	<	0.5	ug/L	
W-1004	4/21/21		1,1-Dichloroethene	<	0.5	ug/L	
W-1004	4/21/21		1,2-Dichloroethane	<	0.5	ug/L	
W-1004	4/21/21		Bromodichloromethane	<	0.5	ug/L	
W-1004	4/21/21		Bromoform	<	0.5	ug/L	
W-1004	4/21/21		Carbon tetrachloride	<	0.5	ug/L	
W-1004	4/21/21		Chloroform	<	0.5	ug/L	
W-1004	4/21/21		Dibromochloromethane	<	0.5	ug/L	
W-1004	4/21/21		Tetrachloroethene		1.6	ug/L	
W-1004	4/21/21		Trichloroethene	<	0.5	ug/L	
W-1004	4/21/21		Trichlorofluoromethane	<	0.5	ug/L	

Attachment 2. Table 1. Groundwater analytical data, Livermore Site, 2021.

Well	Date	Sample Type	Parameter	LOS Indicator	Result	Units	QA Flag
W-1004	4/21/21		Trichlorotrifluoroethane	<	0.5	ug/L	
W-1004	4/21/21		Vinyl chloride	<	0.5	ug/L	
W-1004	4/21/21		cis-1,2-Dichloroethene	<	0.5	ug/L	
W-1004	4/21/21		trans-1,2-Dichloroethene	<	0.5	ug/L	
W-1004	7/20/21		1,1,1-Trichloroethane	<	0.5	ug/L	
W-1004	7/20/21		1,1,2-Trichloroethane	<	0.5	ug/L	
W-1004	7/20/21		1,1-Dichloroethane	<	0.5	ug/L	
W-1004	7/20/21		1,1-Dichloroethene	<	0.5	ug/L	
W-1004	7/20/21		1,2-Dichloroethane	<	0.5	ug/L	
W-1004	7/20/21		Bromodichloromethane	<	0.5	ug/L	
W-1004	7/20/21		Bromoform	<	0.5	ug/L	
W-1004	7/20/21		Carbon tetrachloride	<	0.5	ug/L	
W-1004	7/20/21		Chloroform	<	0.5	ug/L	
W-1004	7/20/21		Dibromochloromethane	<	0.5	ug/L	
W-1004	7/20/21		Tetrachloroethene		1.6	ug/L	
W-1004	7/20/21		Trichloroethene	<	0.5	ug/L	
W-1004	7/20/21		Trichlorofluoromethane	<	0.5	ug/L	
W-1004	7/20/21		Trichlorotrifluoroethane	<	0.5	ug/L	
W-1004	7/20/21		Vinyl chloride	<	0.5	ug/L	
W-1004	7/20/21		cis-1,2-Dichloroethene	<	0.5	ug/L	
W-1004	7/20/21		trans-1,2-Dichloroethene	<	0.5	ug/L	
W-1004	10/19/21		1,1,1-Trichloroethane	<	0.5	ug/L	
W-1004	10/19/21		1,1,2-Trichloroethane	<	0.5	ug/L	
W-1004	10/19/21		1,1-Dichloroethane	<	0.5	ug/L	
W-1004	10/19/21		1,1-Dichloroethene	<	0.5	ug/L	
W-1004	10/19/21		1,2-Dichloroethane	<	0.5	ug/L	
W-1004	10/19/21		Bromodichloromethane	<	0.5	ug/L	
W-1004	10/19/21		Bromoform	<	0.5	ug/L	
W-1004	10/19/21		Carbon tetrachloride	<	0.5	ug/L	
W-1004	10/19/21		Chloroform	<	0.5	ug/L	
W-1004	10/19/21		Dibromochloromethane	<	0.5	ug/L	
W-1004	10/19/21		Tetrachloroethene		1.5	ug/L	
W-1004	10/19/21		Trichloroethene	<	0.5	ug/L	
W-1004	10/19/21		Trichlorofluoromethane	<	0.5	ug/L	
W-1004	10/19/21		Trichlorotrifluoroethane	<	0.5	ug/L	
W-1004	10/19/21		Vinyl chloride	<	0.5	ug/L	
W-1004	10/19/21		cis-1,2-Dichloroethene	<	0.5	ug/L	
W-1004	10/19/21		trans-1,2-Dichloroethene	<	0.5	ug/L	
W-1008	3/9/21		1,1,1-Trichloroethane	<	0.5	ug/L	
W-1008	3/9/21		1,1,2-Trichloroethane	<	0.5	ug/L	
W-1008	3/9/21		1,1-Dichloroethane	<	0.5	ug/L	
W-1008	3/9/21		1,1-Dichloroethene	<	0.5	ug/L	
W-1008	3/9/21		1,2-Dichloroethane	<	0.5	ug/L	
W-1008	3/9/21		Bromodichloromethane	<	0.5	ug/L	
W-1008	3/9/21		Bromoform	<	0.5	ug/L	
W-1008	3/9/21		Carbon tetrachloride	<	0.5	ug/L	
W-1008	3/9/21		Chloroform	<	0.5	ug/L	
W-1008	3/9/21		Dibromochloromethane	<	0.5	ug/L	
W-1008	3/9/21		Tetrachloroethene	<	0.5	ug/L	
W-1008	3/9/21		Trichloroethene	<	0.5	ug/L	
W-1008	3/9/21		Trichlorofluoromethane	<	0.5	ug/L	
W-1008	3/9/21		Trichlorotrifluoroethane	<	0.5	ug/L	
W-1008	3/9/21		Vinyl chloride	<	0.5	ug/L	
W-1008	3/9/21		cis-1,2-Dichloroethene	<	0.5	ug/L	
W-1008	3/9/21		trans-1,2-Dichloroethene	<	0.5	ug/L	
W-1009	1/14/21		1,1,1-Trichloroethane	<	0.5	ug/L	
W-1009	1/14/21		1,1,2-Trichloroethane	<	0.5	ug/L	
W-1009	1/14/21		1,1-Dichloroethane	<	0.5	ug/L	
W-1009	1/14/21		1,1-Dichloroethene		1.9	ug/L	
W-1009	1/14/21		1,2-Dichloroethane	<	0.5	ug/L	

Attachment 2. Table 1. Groundwater analytical data, Livermore Site, 2021.

Well	Date	Sample Type	Parameter	LOS Indicator	Result	Units	QA Flag
W-1009	1/14/21		Bromodichloromethane	<	0.5	ug/L	
W-1009	1/14/21		Bromoform	<	0.5	ug/L	
W-1009	1/14/21		Carbon tetrachloride		0.83	ug/L	
W-1009	1/14/21		Chloroform		3.7	ug/L	
W-1009	1/14/21		Dibromochloromethane	<	0.5	ug/L	
W-1009	1/14/21		Tetrachloroethene		7.4	ug/L	
W-1009	1/14/21		Trichloroethene		1.6	ug/L	
W-1009	1/14/21		Trichlorofluoromethane	<	0.5	ug/L	
W-1009	1/14/21		Trichlorotrifluoroethane	<	0.5	ug/L	
W-1009	1/14/21		Vinyl chloride	<	0.5	ug/L	
W-1009	1/14/21		cis-1,2-Dichloroethene	<	0.5	ug/L	
W-1009	1/14/21		trans-1,2-Dichloroethene	<	0.5	ug/L	
W-1009	4/21/21		1,1,1-Trichloroethane	<	0.5	ug/L	
W-1009	4/21/21		1,1,2-Trichloroethane	<	0.5	ug/L	
W-1009	4/21/21		1,1-Dichloroethane	<	0.5	ug/L	
W-1009	4/21/21		1,1-Dichloroethene		1.9	ug/L	
W-1009	4/21/21		1,2-Dichloroethane	<	0.5	ug/L	
W-1009	4/21/21		Bromodichloromethane	<	0.5	ug/L	
W-1009	4/21/21		Bromoform	<	0.5	ug/L	
W-1009	4/21/21		Carbon tetrachloride		0.78	ug/L	
W-1009	4/21/21		Chloroform		4	ug/L	
W-1009	4/21/21		Dibromochloromethane	<	0.5	ug/L	
W-1009	4/21/21		Tetrachloroethene		7.2	ug/L	
W-1009	4/21/21		Trichloroethene		1.6	ug/L	
W-1009	4/21/21		Trichlorofluoromethane	<	0.5	ug/L	
W-1009	4/21/21		Trichlorotrifluoroethane	<	0.5	ug/L	
W-1009	4/21/21		Vinyl chloride	<	0.5	ug/L	
W-1009	4/21/21		cis-1,2-Dichloroethene	<	0.5	ug/L	
W-1009	4/21/21		trans-1,2-Dichloroethene	<	0.5	ug/L	
W-1009	11/9/21		1,1,1-Trichloroethane	<	0.5	ug/L	
W-1009	11/9/21		1,1,2-Trichloroethane	<	0.5	ug/L	
W-1009	11/9/21		1,1-Dichloroethane	<	0.5	ug/L	
W-1009	11/9/21		1,1-Dichloroethene		2.1	ug/L	
W-1009	11/9/21		1,2-Dichloroethane	<	0.5	ug/L	
W-1009	11/9/21		Bromodichloromethane	<	0.5	ug/L	
W-1009	11/9/21		Bromoform	<	0.5	ug/L	
W-1009	11/9/21		Carbon tetrachloride		0.84	ug/L	
W-1009	11/9/21		Chloroform		4	ug/L	
W-1009	11/9/21		Dibromochloromethane	<	0.5	ug/L	
W-1009	11/9/21		Tetrachloroethene		4.8	ug/L	
W-1009	11/9/21		Trichloroethene		1.5	ug/L	
W-1009	11/9/21		Trichlorofluoromethane	<	0.5	ug/L	
W-1009	11/9/21		Trichlorotrifluoroethane	<	0.5	ug/L	
W-1009	11/9/21		Vinyl chloride	<	0.5	ug/L	
W-1009	11/9/21		cis-1,2-Dichloroethene	<	0.5	ug/L	
W-1009	11/9/21		trans-1,2-Dichloroethene	<	0.5	ug/L	
W-1012	3/16/21		Hexavalent Chromium		0.0084	mg/L	
W-1012	3/16/21		Tritium	<	100	pCi/L	
W-1012	3/18/21		1,1,1-Trichloroethane	<	0.5	ug/L	
W-1012	3/18/21		1,1,2-Trichloroethane	<	0.5	ug/L	
W-1012	3/18/21		1,1-Dichloroethane	<	0.5	ug/L	
W-1012	3/18/21		1,1-Dichloroethene	<	0.5	ug/L	
W-1012	3/18/21		1,2-Dichloroethane	<	0.5	ug/L	
W-1012	3/18/21		Bromodichloromethane	<	0.5	ug/L	
W-1012	3/18/21		Bromoform	<	0.5	ug/L	
W-1012	3/18/21		Carbon tetrachloride	<	0.5	ug/L	
W-1012	3/18/21		Chloroform	<	0.5	ug/L	
W-1012	3/18/21		Dibromochloromethane	<	0.5	ug/L	
W-1012	3/18/21		Tetrachloroethene	<	0.5	ug/L	
W-1012	3/18/21		Trichloroethene	<	0.5	ug/L	

Attachment 2. Table 1. Groundwater analytical data, Livermore Site, 2021.

Well	Date	Sample Type	Parameter	LOS Indicator	Result	Units	QA Flag
W-1012	3/18/21		Trichlorofluoromethane	<	0.5	ug/L	
W-1012	3/18/21		Trichlorotrifluoroethane	<	0.5	ug/L	
W-1012	3/18/21		Vinyl chloride	<	0.5	ug/L	
W-1012	3/18/21		cis-1,2-Dichloroethene	<	0.5	ug/L	
W-1012	3/18/21		trans-1,2-Dichloroethene	<	0.5	ug/L	
W-1013	3/24/21		1,1,1-Trichloroethane	<	0.5	ug/L	
W-1013	3/24/21		1,1,2-Trichloroethane	<	0.5	ug/L	
W-1013	3/24/21		1,1-Dichloroethane	<	0.5	ug/L	
W-1013	3/24/21		1,1-Dichloroethene	<	0.5	ug/L	
W-1013	3/24/21		1,2-Dichloroethane	<	0.5	ug/L	
W-1013	3/24/21		Bromodichloromethane	<	0.5	ug/L	
W-1013	3/24/21		Bromoform	<	0.5	ug/L	
W-1013	3/24/21		Carbon tetrachloride	<	0.5	ug/L	
W-1013	3/24/21		Chloroform	<	0.5	ug/L	
W-1013	3/24/21		Dibromochloromethane	<	0.5	ug/L	
W-1013	3/24/21		Tetrachloroethene	<	0.5	ug/L	
W-1013	3/24/21		Trichloroethene	<	0.5	ug/L	
W-1013	3/24/21		Trichlorofluoromethane	<	0.5	ug/L	
W-1013	3/24/21		Trichlorotrifluoroethane	<	0.5	ug/L	
W-1013	3/24/21		Vinyl chloride	<	0.5	ug/L	
W-1013	3/24/21		cis-1,2-Dichloroethene	<	0.5	ug/L	
W-1013	3/24/21		trans-1,2-Dichloroethene	<	0.5	ug/L	
W-1014	7/29/21		1,1,1-Trichloroethane	<	0.5	ug/L	
W-1014	7/29/21		1,1,2-Trichloroethane	<	0.5	ug/L	
W-1014	7/29/21		1,1-Dichloroethane	<	0.5	ug/L	
W-1014	7/29/21		1,1-Dichloroethene	<	0.5	ug/L	
W-1014	7/29/21		1,2-Dichloroethane	<	0.5	ug/L	
W-1014	7/29/21		Bromodichloromethane	<	0.5	ug/L	
W-1014	7/29/21		Bromoform	<	0.5	ug/L	
W-1014	7/29/21		Carbon tetrachloride	<	0.5	ug/L	
W-1014	7/29/21		Chloroform		2.6	ug/L	
W-1014	7/29/21		Dibromochloromethane	<	0.5	ug/L	
W-1014	7/29/21		Tetrachloroethene		2.8	ug/L	
W-1014	7/29/21		Trichloroethene		7.9	ug/L	
W-1014	7/29/21		Trichlorofluoromethane	<	0.5	ug/L	
W-1014	7/29/21		Trichlorotrifluoroethane		3.2	ug/L	
W-1014	7/29/21		Vinyl chloride	<	0.5	ug/L	
W-1014	7/29/21		cis-1,2-Dichloroethene	<	0.5	ug/L	
W-1014	7/29/21		trans-1,2-Dichloroethene	<	0.5	ug/L	
W-1015	8/26/21		1,1,1-Trichloroethane	<	0.5	ug/L	
W-1015	8/26/21		1,1,2-Trichloroethane	<	0.5	ug/L	
W-1015	8/26/21		1,1-Dichloroethane	<	0.5	ug/L	
W-1015	8/26/21		1,1-Dichloroethene	<	0.5	ug/L	
W-1015	8/26/21		1,2-Dichloroethane	<	0.5	ug/L	
W-1015	8/26/21		Bromodichloromethane	<	0.5	ug/L	
W-1015	8/26/21		Bromoform	<	0.5	ug/L	
W-1015	8/26/21		Carbon tetrachloride	<	0.5	ug/L	
W-1015	8/26/21		Chloroform	<	0.5	ug/L	
W-1015	8/26/21		Dibromochloromethane	<	0.5	ug/L	
W-1015	8/26/21		Tetrachloroethene		0.68	ug/L	
W-1015	8/26/21		Trichloroethene		2.8	ug/L	
W-1015	8/26/21		Trichlorofluoromethane	<	0.5	ug/L	
W-1015	8/26/21		Trichlorotrifluoroethane		0.63	ug/L	
W-1015	8/26/21		Vinyl chloride	<	0.5	ug/L	
W-1015	8/26/21		cis-1,2-Dichloroethene	<	0.5	ug/L	
W-1015	8/26/21		trans-1,2-Dichloroethene	<	0.5	ug/L	
W-102	2/18/21		1,1,1-Trichloroethane	<	0.5	ug/L	
W-102	2/18/21		1,1,2-Trichloroethane	<	0.5	ug/L	
W-102	2/18/21		1,1-Dichloroethane	<	0.5	ug/L	
W-102	2/18/21		1,1-Dichloroethene	<	0.5	ug/L	

Attachment 2. Table 1. Groundwater analytical data, Livermore Site, 2021.

Well	Date	Sample Type	Parameter	LOS Indicator	Result	Units	QA Flag
W-102	2/18/21		1,2-Dichloroethane	<	0.5	ug/L	
W-102	2/18/21		Bromodichloromethane	<	0.5	ug/L	
W-102	2/18/21		Bromoform	<	0.5	ug/L	
W-102	2/18/21		Carbon tetrachloride	<	0.5	ug/L	
W-102	2/18/21		Chloroform	<	0.5	ug/L	
W-102	2/18/21		Dibromochloromethane	<	0.5	ug/L	
W-102	2/18/21		Tetrachloroethene	<	0.5	ug/L	
W-102	2/18/21		Trichloroethene	<	0.5	ug/L	
W-102	2/18/21		Trichlorofluoromethane	<	0.5	ug/L	
W-102	2/18/21		Trichlorotrifluoroethane	<	0.5	ug/L	
W-102	2/18/21		Vinyl chloride	<	0.5	ug/L	
W-102	2/18/21		cis-1,2-Dichloroethene	<	0.5	ug/L	
W-102	2/18/21		trans-1,2-Dichloroethene	<	0.5	ug/L	
W-103	2/18/21		1,1,1-Trichloroethane	<	0.5	ug/L	
W-103	2/18/21		1,1,2-Trichloroethane	<	0.5	ug/L	
W-103	2/18/21		1,1-Dichloroethane	<	0.5	ug/L	
W-103	2/18/21		1,1-Dichloroethene	<	0.5	ug/L	
W-103	2/18/21		1,2-Dichloroethane	<	0.5	ug/L	
W-103	2/18/21		Bromodichloromethane	<	0.5	ug/L	
W-103	2/18/21		Bromoform	<	0.5	ug/L	
W-103	2/18/21		Carbon tetrachloride	<	0.5	ug/L	
W-103	2/18/21		Chloroform	<	0.5	ug/L	
W-103	2/18/21		Dibromochloromethane	<	0.5	ug/L	
W-103	2/18/21		Tetrachloroethene		0.84	ug/L	
W-103	2/18/21		Trichloroethene	<	0.5	ug/L	
W-103	2/18/21		Trichlorofluoromethane	<	0.5	ug/L	
W-103	2/18/21		Trichlorotrifluoroethane	<	0.5	ug/L	
W-103	2/18/21		Vinyl chloride	<	0.5	ug/L	
W-103	2/18/21		cis-1,2-Dichloroethene	<	0.5	ug/L	
W-103	2/18/21		trans-1,2-Dichloroethene	<	0.5	ug/L	
W-104	1/11/21		1,1,1-Trichloroethane	<	0.5	ug/L	
W-104	1/11/21		1,1,2-Trichloroethane	<	0.5	ug/L	
W-104	1/11/21		1,1-Dichloroethane	<	0.5	ug/L	
W-104	1/11/21		1,1-Dichloroethene	<	0.5	ug/L	
W-104	1/11/21		1,2-Dichloroethane	<	0.5	ug/L	
W-104	1/11/21		Bromodichloromethane	<	0.5	ug/L	
W-104	1/11/21		Bromoform	<	0.5	ug/L	
W-104	1/11/21		Carbon tetrachloride	<	0.5	ug/L	
W-104	1/11/21		Chloroform	<	0.5	ug/L	
W-104	1/11/21		Dibromochloromethane	<	0.5	ug/L	
W-104	1/11/21		Tetrachloroethene	<	0.5	ug/L	
W-104	1/11/21		Trichloroethene	<	0.5	ug/L	
W-104	1/11/21		Trichlorofluoromethane	<	0.5	ug/L	
W-104	1/11/21		Trichlorotrifluoroethane	<	0.5	ug/L	
W-104	1/11/21		Vinyl chloride	<	0.5	ug/L	
W-104	1/11/21		cis-1,2-Dichloroethene	<	0.5	ug/L	
W-104	1/11/21		trans-1,2-Dichloroethene	<	0.5	ug/L	
W-104	4/7/21		1,1,1-Trichloroethane	<	0.5	ug/L	
W-104	4/7/21		1,1,2-Trichloroethane	<	0.5	ug/L	
W-104	4/7/21		1,1-Dichloroethane	<	0.5	ug/L	
W-104	4/7/21		1,1-Dichloroethene	<	0.5	ug/L	
W-104	4/7/21		1,2-Dichloroethane	<	0.5	ug/L	
W-104	4/7/21		Bromodichloromethane	<	0.5	ug/L	
W-104	4/7/21		Bromoform	<	0.5	ug/L	
W-104	4/7/21		Carbon tetrachloride	<	0.5	ug/L	
W-104	4/7/21		Chloroform	<	0.5	ug/L	
W-104	4/7/21		Dibromochloromethane	<	0.5	ug/L	
W-104	4/7/21		Tetrachloroethene	<	0.5	ug/L	
W-104	4/7/21		Trichloroethene	<	0.5	ug/L	
W-104	4/7/21		Trichlorofluoromethane	<	0.5	ug/L	

Attachment 2. Table 1. Groundwater analytical data, Livermore Site, 2021.

Well	Date	Sample Type	Parameter	LOS Indicator	Result	Units	QA Flag
W-104	4/7/21		Trichlorotrifluoroethane	<	0.5	ug/L	
W-104	4/7/21		Vinyl chloride	<	0.5	ug/L	
W-104	4/7/21		cis-1,2-Dichloroethene	<	0.5	ug/L	
W-104	4/7/21		trans-1,2-Dichloroethene	<	0.5	ug/L	
W-104	7/8/21		1,1,1-Trichloroethane	<	0.5	ug/L	
W-104	7/8/21		1,1,2-Trichloroethane	<	0.5	ug/L	
W-104	7/8/21		1,1-Dichloroethane	<	0.5	ug/L	
W-104	7/8/21		1,1-Dichloroethene	<	0.5	ug/L	
W-104	7/8/21		1,2-Dichloroethane	<	0.5	ug/L	
W-104	7/8/21		Bromodichloromethane	<	0.5	ug/L	
W-104	7/8/21		Bromoform	<	0.5	ug/L	
W-104	7/8/21		Carbon tetrachloride	<	0.5	ug/L	
W-104	7/8/21		Chloroform	<	0.5	ug/L	
W-104	7/8/21		Dibromochloromethane	<	0.5	ug/L	
W-104	7/8/21		Tetrachloroethene	<	0.5	ug/L	
W-104	7/8/21		Trichloroethene	<	0.5	ug/L	
W-104	7/8/21		Trichlorofluoromethane	<	0.5	ug/L	
W-104	7/8/21		Trichlorotrifluoroethane	<	0.5	ug/L	
W-104	7/8/21		Vinyl chloride	<	0.5	ug/L	
W-104	7/8/21		cis-1,2-Dichloroethene	<	0.5	ug/L	
W-104	7/8/21		trans-1,2-Dichloroethene	<	0.5	ug/L	
W-104	11/29/21		1,1,1-Trichloroethane	<	0.5	ug/L	
W-104	11/29/21		1,1,2-Trichloroethane	<	0.5	ug/L	
W-104	11/29/21		1,1-Dichloroethane	<	0.5	ug/L	
W-104	11/29/21		1,1-Dichloroethene	<	0.5	ug/L	
W-104	11/29/21		1,2-Dichloroethane	<	0.5	ug/L	
W-104	11/29/21		Bromodichloromethane	<	0.5	ug/L	
W-104	11/29/21		Bromoform	<	0.5	ug/L	
W-104	11/29/21		Carbon tetrachloride	<	0.5	ug/L	
W-104	11/29/21		Chloroform	<	0.5	ug/L	
W-104	11/29/21		Dibromochloromethane	<	0.5	ug/L	
W-104	11/29/21		Tetrachloroethene	<	0.5	ug/L	
W-104	11/29/21		Trichloroethene	<	0.5	ug/L	
W-104	11/29/21		Trichlorofluoromethane	<	0.5	ug/L	
W-104	11/29/21		Trichlorotrifluoroethane	<	0.5	ug/L	
W-104	11/29/21		Vinyl chloride	<	0.5	ug/L	
W-104	11/29/21		cis-1,2-Dichloroethene	<	0.5	ug/L	
W-104	11/29/21		trans-1,2-Dichloroethene	<	0.5	ug/L	
W-105	2/1/21		1,1,1-Trichloroethane	<	0.5	ug/L	
W-105	2/1/21		1,1,2-Trichloroethane	<	0.5	ug/L	
W-105	2/1/21		1,1-Dichloroethane	<	0.5	ug/L	
W-105	2/1/21		1,1-Dichloroethene	<	0.5	ug/L	
W-105	2/1/21		1,2-Dichloroethane	<	0.5	ug/L	
W-105	2/1/21		Bromodichloromethane	<	0.5	ug/L	
W-105	2/1/21		Bromoform	<	0.5	ug/L	
W-105	2/1/21		Carbon tetrachloride	<	0.5	ug/L	
W-105	2/1/21		Chloroform		1.1	ug/L	
W-105	2/1/21		Dibromochloromethane	<	0.5	ug/L	
W-105	2/1/21		Tetrachloroethene	<	0.5	ug/L	
W-105	2/1/21		Trichloroethene		0.6	ug/L	
W-105	2/1/21		Trichlorofluoromethane	<	0.5	ug/L	
W-105	2/1/21		Trichlorotrifluoroethane		6.5	ug/L	
W-105	2/1/21		Vinyl chloride	<	0.5	ug/L	
W-105	2/1/21		cis-1,2-Dichloroethene	<	0.5	ug/L	
W-105	2/1/21		trans-1,2-Dichloroethene	<	0.5	ug/L	
W-105	4/14/21		1,1,1-Trichloroethane	<	0.5	ug/L	
W-105	4/14/21		1,1,2-Trichloroethane	<	0.5	ug/L	
W-105	4/14/21		1,1-Dichloroethane	<	0.5	ug/L	
W-105	4/14/21		1,1-Dichloroethene	<	0.5	ug/L	
W-105	4/14/21		1,2-Dichloroethane	<	0.5	ug/L	

Attachment 2. Table 1. Groundwater analytical data, Livermore Site, 2021.

Well	Date	Sample Type	Parameter	LOS Indicator	Result	Units	QA Flag
W-105	4/14/21		Bromodichloromethane	<	0.5	ug/L	
W-105	4/14/21		Bromoform	<	0.5	ug/L	
W-105	4/14/21		Carbon tetrachloride	<	0.5	ug/L	
W-105	4/14/21		Chloroform	<	0.5	ug/L	
W-105	4/14/21		Dibromochloromethane	<	0.5	ug/L	
W-105	4/14/21		Tetrachloroethene	<	0.5	ug/L	
W-105	4/14/21		Trichloroethene	<	0.5	ug/L	
W-105	4/14/21		Trichlorofluoromethane	<	0.5	ug/L	
W-105	4/14/21		Trichlorotrifluoroethane		2	ug/L	
W-105	4/14/21		Vinyl chloride	<	0.5	ug/L	
W-105	4/14/21		cis-1,2-Dichloroethene	<	0.5	ug/L	
W-105	4/14/21		trans-1,2-Dichloroethene	<	0.5	ug/L	
W-105	8/10/21		1,1,1-Trichloroethane	<	0.5	ug/L	
W-105	8/10/21		1,1,2-Trichloroethane	<	0.5	ug/L	
W-105	8/10/21		1,1-Dichloroethane	<	0.5	ug/L	
W-105	8/10/21		1,1-Dichloroethene	<	0.5	ug/L	
W-105	8/10/21		1,2-Dichloroethane	<	0.5	ug/L	
W-105	8/10/21		Bromodichloromethane	<	0.5	ug/L	
W-105	8/10/21		Bromoform	<	0.5	ug/L	
W-105	8/10/21		Carbon tetrachloride	<	0.5	ug/L	
W-105	8/10/21		Chloroform		1.1	ug/L	
W-105	8/10/21		Dibromochloromethane	<	0.5	ug/L	
W-105	8/10/21		Tetrachloroethene	<	0.5	ug/L	
W-105	8/10/21		Trichloroethene		0.58	ug/L	
W-105	8/10/21		Trichlorofluoromethane	<	0.5	ug/L	
W-105	8/10/21		Trichlorotrifluoroethane		6.2	ug/L	
W-105	8/10/21		Vinyl chloride	<	0.5	ug/L	
W-105	8/10/21		cis-1,2-Dichloroethene	<	0.5	ug/L	
W-105	8/10/21		trans-1,2-Dichloroethene	<	0.5	ug/L	
W-105	10/6/21		1,1,1-Trichloroethane	<	0.5	ug/L	
W-105	10/6/21		1,1,2-Trichloroethane	<	0.5	ug/L	
W-105	10/6/21		1,1-Dichloroethane	<	0.5	ug/L	
W-105	10/6/21		1,1-Dichloroethene	<	0.5	ug/L	
W-105	10/6/21		1,2-Dichloroethane	<	0.5	ug/L	
W-105	10/6/21		Bromodichloromethane	<	0.5	ug/L	
W-105	10/6/21		Bromoform	<	0.5	ug/L	
W-105	10/6/21		Carbon tetrachloride	<	0.5	ug/L	
W-105	10/6/21		Chloroform		0.84	ug/L	
W-105	10/6/21		Dibromochloromethane	<	0.5	ug/L	
W-105	10/6/21		Tetrachloroethene	<	0.5	ug/L	
W-105	10/6/21		Trichloroethene		0.66	ug/L	
W-105	10/6/21		Trichlorofluoromethane	<	0.5	ug/L	
W-105	10/6/21		Trichlorotrifluoroethane		3.8	ug/L	
W-105	10/6/21		Vinyl chloride	<	0.5	ug/L	
W-105	10/6/21		cis-1,2-Dichloroethene	<	0.5	ug/L	
W-105	10/6/21		trans-1,2-Dichloroethene	<	0.5	ug/L	
W-106	2/18/21		1,1,1-Trichloroethane	<	0.5	ug/L	
W-106	2/18/21		1,1,2-Trichloroethane	<	0.5	ug/L	
W-106	2/18/21		1,1-Dichloroethane	<	0.5	ug/L	
W-106	2/18/21		1,1-Dichloroethene	<	0.5	ug/L	
W-106	2/18/21		1,2-Dichloroethane	<	0.5	ug/L	
W-106	2/18/21		Bromodichloromethane	<	0.5	ug/L	
W-106	2/18/21		Bromoform	<	0.5	ug/L	
W-106	2/18/21		Carbon tetrachloride	<	0.5	ug/L	
W-106	2/18/21		Chloroform	<	0.5	ug/L	
W-106	2/18/21		Dibromochloromethane	<	0.5	ug/L	
W-106	2/18/21		Tetrachloroethene	<	0.5	ug/L	
W-106	2/18/21		Trichloroethene	<	0.5	ug/L	
W-106	2/18/21		Trichlorofluoromethane	<	0.5	ug/L	
W-106	2/18/21		Trichlorotrifluoroethane		0.52	ug/L	

Attachment 2. Table 1. Groundwater analytical data, Livermore Site, 2021.

Well	Date	Sample Type	Parameter	LOS Indicator	Result	Units	QA Flag
W-106	2/18/21		Vinyl chloride	<	0.5	ug/L	
W-106	2/18/21		cis-1,2-Dichloroethene	<	0.5	ug/L	
W-106	2/18/21		trans-1,2-Dichloroethene	<	0.5	ug/L	
W-107	2/18/21		1,1,1-Trichloroethane	<	0.5	ug/L	
W-107	2/18/21		1,1,2-Trichloroethane	<	0.5	ug/L	
W-107	2/18/21		1,1-Dichloroethane	<	0.5	ug/L	
W-107	2/18/21		1,1-Dichloroethene		9.1	ug/L	
W-107	2/18/21		1,2-Dichloroethane	<	0.5	ug/L	
W-107	2/18/21		Bromodichloromethane	<	0.5	ug/L	
W-107	2/18/21		Bromoform	<	0.5	ug/L	
W-107	2/18/21		Carbon tetrachloride	<	0.5	ug/L	
W-107	2/18/21		Chloroform	<	0.5	ug/L	
W-107	2/18/21		Dibromochloromethane	<	0.5	ug/L	
W-107	2/18/21		Tetrachloroethene	<	0.5	ug/L	
W-107	2/18/21		Trichloroethene		0.64	ug/L	
W-107	2/18/21		Trichlorofluoromethane	<	0.5	ug/L	
W-107	2/18/21		Trichlorotrifluoroethane		3.7	ug/L	
W-107	2/18/21		Vinyl chloride	<	0.5	ug/L	
W-107	2/18/21		cis-1,2-Dichloroethene	<	0.5	ug/L	
W-107	2/18/21		trans-1,2-Dichloroethene	<	0.5	ug/L	
W-107	2/18/21	DUP	1,1,1-Trichloroethane	<	0.5	ug/L	
W-107	2/18/21	DUP	1,1,2-Trichloroethane	<	0.5	ug/L	
W-107	2/18/21	DUP	1,1-Dichloroethane	<	0.5	ug/L	
W-107	2/18/21	DUP	1,1-Dichloroethene		9	ug/L	
W-107	2/18/21	DUP	1,2-Dichloroethane	<	0.5	ug/L	
W-107	2/18/21	DUP	Bromodichloromethane	<	0.5	ug/L	
W-107	2/18/21	DUP	Bromoform	<	0.5	ug/L	
W-107	2/18/21	DUP	Carbon tetrachloride	<	0.5	ug/L	
W-107	2/18/21	DUP	Chloroform	<	0.5	ug/L	
W-107	2/18/21	DUP	Dibromochloromethane	<	0.5	ug/L	
W-107	2/18/21	DUP	Tetrachloroethene	<	0.5	ug/L	
W-107	2/18/21	DUP	Trichloroethene		0.63	ug/L	
W-107	2/18/21	DUP	Trichlorofluoromethane	<	0.5	ug/L	
W-107	2/18/21	DUP	Trichlorotrifluoroethane		3.8	ug/L	
W-107	2/18/21	DUP	Vinyl chloride	<	0.5	ug/L	
W-107	2/18/21	DUP	cis-1,2-Dichloroethene	<	0.5	ug/L	
W-107	2/18/21	DUP	trans-1,2-Dichloroethene	<	0.5	ug/L	
W-108	8/19/21		1,1,1-Trichloroethane	<	0.5	ug/L	
W-108	8/19/21		1,1,2-Trichloroethane	<	0.5	ug/L	
W-108	8/19/21		1,1-Dichloroethane	<	0.5	ug/L	
W-108	8/19/21		1,1-Dichloroethene	<	0.5	ug/L	
W-108	8/19/21		1,2-Dichloroethane	<	0.5	ug/L	
W-108	8/19/21		Bromodichloromethane	<	0.5	ug/L	
W-108	8/19/21		Bromoform	<	0.5	ug/L	
W-108	8/19/21		Carbon tetrachloride	<	0.5	ug/L	
W-108	8/19/21		Chloroform	<	0.5	ug/L	
W-108	8/19/21		Dibromochloromethane	<	0.5	ug/L	
W-108	8/19/21		Tetrachloroethene	<	0.5	ug/L	
W-108	8/19/21		Trichloroethene		2.2	ug/L	
W-108	8/19/21		Trichlorofluoromethane	<	0.5	ug/L	
W-108	8/19/21		Trichlorotrifluoroethane		0.66	ug/L	
W-108	8/19/21		Vinyl chloride	<	0.5	ug/L	
W-108	8/19/21		cis-1,2-Dichloroethene	<	0.5	ug/L	
W-108	8/19/21		trans-1,2-Dichloroethene	<	0.5	ug/L	
W-109	1/14/21		1,1,1-Trichloroethane	<	0.5	ug/L	
W-109	1/14/21		1,1,2-Trichloroethane	<	0.5	ug/L	
W-109	1/14/21		1,1-Dichloroethane	<	0.5	ug/L	
W-109	1/14/21		1,1-Dichloroethene	<	0.5	ug/L	
W-109	1/14/21		1,2-Dichloroethane	<	0.5	ug/L	
W-109	1/14/21		Bromodichloromethane	<	0.5	ug/L	

Attachment 2. Table 1. Groundwater analytical data, Livermore Site, 2021.

Well	Date	Sample Type	Parameter	LOS Indicator	Result	Units	QA Flag
W-109	1/14/21		Bromoform	<	0.5	ug/L	
W-109	1/14/21		Carbon tetrachloride	<	0.5	ug/L	
W-109	1/14/21		Chloroform	<	0.5	ug/L	
W-109	1/14/21		Dibromochloromethane	<	0.5	ug/L	
W-109	1/14/21		Tetrachloroethene		0.7	ug/L	
W-109	1/14/21		Trichloroethene	<	0.5	ug/L	
W-109	1/14/21		Trichlorofluoromethane	<	0.5	ug/L	
W-109	1/14/21		Trichlorotrifluoroethane		0.6	ug/L	
W-109	1/14/21		Vinyl chloride	<	0.5	ug/L	
W-109	1/14/21		cis-1,2-Dichloroethene	<	0.5	ug/L	
W-109	1/14/21		trans-1,2-Dichloroethene	<	0.5	ug/L	
W-109	4/21/21		1,1,1-Trichloroethane	<	0.5	ug/L	
W-109	4/21/21		1,1,2-Trichloroethane	<	0.5	ug/L	
W-109	4/21/21		1,1-Dichloroethane	<	0.5	ug/L	
W-109	4/21/21		1,1-Dichloroethene	<	0.5	ug/L	
W-109	4/21/21		1,2-Dichloroethane	<	0.5	ug/L	
W-109	4/21/21		Bromodichloromethane	<	0.5	ug/L	
W-109	4/21/21		Bromoform	<	0.5	ug/L	
W-109	4/21/21		Carbon tetrachloride	<	0.5	ug/L	
W-109	4/21/21		Chloroform	<	0.5	ug/L	
W-109	4/21/21		Dibromochloromethane	<	0.5	ug/L	
W-109	4/21/21		Tetrachloroethene		0.62	ug/L	
W-109	4/21/21		Trichloroethene	<	0.5	ug/L	
W-109	4/21/21		Trichlorofluoromethane	<	0.5	ug/L	
W-109	4/21/21		Trichlorotrifluoroethane		0.53	ug/L	
W-109	4/21/21		Vinyl chloride	<	0.5	ug/L	
W-109	4/21/21		cis-1,2-Dichloroethene	<	0.5	ug/L	
W-109	4/21/21		trans-1,2-Dichloroethene	<	0.5	ug/L	
W-109	7/20/21		1,1,1-Trichloroethane	<	0.5	ug/L	
W-109	7/20/21		1,1,2-Trichloroethane	<	0.5	ug/L	
W-109	7/20/21		1,1-Dichloroethane	<	0.5	ug/L	
W-109	7/20/21		1,1-Dichloroethene	<	0.5	ug/L	
W-109	7/20/21		1,2-Dichloroethane	<	0.5	ug/L	
W-109	7/20/21		Bromodichloromethane	<	0.5	ug/L	
W-109	7/20/21		Bromoform	<	0.5	ug/L	
W-109	7/20/21		Carbon tetrachloride	<	0.5	ug/L	
W-109	7/20/21		Chloroform	<	0.5	ug/L	
W-109	7/20/21		Dibromochloromethane	<	0.5	ug/L	
W-109	7/20/21		Tetrachloroethene		0.64	ug/L	
W-109	7/20/21		Trichloroethene	<	0.5	ug/L	
W-109	7/20/21		Trichlorofluoromethane	<	0.5	ug/L	
W-109	7/20/21		Trichlorotrifluoroethane		0.63	ug/L	
W-109	7/20/21		Vinyl chloride	<	0.5	ug/L	
W-109	7/20/21		cis-1,2-Dichloroethene	<	0.5	ug/L	
W-109	7/20/21		trans-1,2-Dichloroethene	<	0.5	ug/L	
W-109	10/19/21		1,1,1-Trichloroethane	<	0.5	ug/L	
W-109	10/19/21		1,1,2-Trichloroethane	<	0.5	ug/L	
W-109	10/19/21		1,1-Dichloroethane	<	0.5	ug/L	
W-109	10/19/21		1,1-Dichloroethene	<	0.5	ug/L	
W-109	10/19/21		1,2-Dichloroethane	<	0.5	ug/L	
W-109	10/19/21		Bromodichloromethane	<	0.5	ug/L	
W-109	10/19/21		Bromoform	<	0.5	ug/L	
W-109	10/19/21		Carbon tetrachloride	<	0.5	ug/L	
W-109	10/19/21		Chloroform	<	0.5	ug/L	
W-109	10/19/21		Dibromochloromethane	<	0.5	ug/L	
W-109	10/19/21		Tetrachloroethene		0.57	ug/L	
W-109	10/19/21		Trichloroethene	<	0.5	ug/L	
W-109	10/19/21		Trichlorofluoromethane	<	0.5	ug/L	
W-109	10/19/21		Trichlorotrifluoroethane		0.72	ug/L	
W-109	10/19/21		Vinyl chloride	<	0.5	ug/L	

Attachment 2. Table 1. Groundwater analytical data, Livermore Site, 2021.

Well	Date	Sample Type	Parameter	LOS Indicator	Result	Units	QA Flag
W-109	10/19/21		cis-1,2-Dichloroethene	<	0.5	ug/L	
W-109	10/19/21		trans-1,2-Dichloroethene	<	0.5	ug/L	
W-110	1/14/21		1,1,1-Trichloroethane	<	0.5	ug/L	
W-110	1/14/21		1,1,2-Trichloroethane	<	0.5	ug/L	
W-110	1/14/21		1,1-Dichloroethane	<	0.5	ug/L	
W-110	1/14/21		1,1-Dichloroethene	<	0.5	ug/L	
W-110	1/14/21		1,2-Dichloroethane	<	0.5	ug/L	
W-110	1/14/21		Bromodichloromethane	<	0.5	ug/L	
W-110	1/14/21		Bromoform	<	0.5	ug/L	
W-110	1/14/21		Carbon tetrachloride	<	0.5	ug/L	
W-110	1/14/21		Chloroform	<	0.5	ug/L	
W-110	1/14/21		Dibromochloromethane	<	0.5	ug/L	
W-110	1/14/21		Tetrachloroethene	<	0.5	ug/L	
W-110	1/14/21		Trichloroethene	<	0.5	ug/L	
W-110	1/14/21		Trichlorofluoromethane	<	0.5	ug/L	
W-110	1/14/21		Trichlorotrifluoroethane	<	0.5	ug/L	
W-110	1/14/21		Vinyl chloride	<	0.5	ug/L	
W-110	1/14/21		cis-1,2-Dichloroethene	<	0.5	ug/L	
W-110	1/14/21		trans-1,2-Dichloroethene	<	0.5	ug/L	
W-110	4/12/21		1,1,1-Trichloroethane	<	0.5	ug/L	
W-110	4/12/21		1,1,2-Trichloroethane	<	0.5	ug/L	
W-110	4/12/21		1,1-Dichloroethane	<	0.5	ug/L	
W-110	4/12/21		1,1-Dichloroethene	<	0.5	ug/L	
W-110	4/12/21		1,2-Dichloroethane	<	0.5	ug/L	
W-110	4/12/21		Bromodichloromethane	<	0.5	ug/L	
W-110	4/12/21		Bromoform	<	0.5	ug/L	
W-110	4/12/21		Carbon tetrachloride	<	0.5	ug/L	
W-110	4/12/21		Chloroform	<	0.5	ug/L	
W-110	4/12/21		Dibromochloromethane	<	0.5	ug/L	
W-110	4/12/21		Tetrachloroethene	<	0.5	ug/L	
W-110	4/12/21		Trichloroethene	<	0.5	ug/L	
W-110	4/12/21		Trichlorofluoromethane	<	0.5	ug/L	
W-110	4/12/21		Trichlorotrifluoroethane	<	0.5	ug/L	
W-110	4/12/21		Vinyl chloride	<	0.5	ug/L	
W-110	4/12/21		cis-1,2-Dichloroethene	<	0.5	ug/L	
W-110	4/12/21		trans-1,2-Dichloroethene	<	0.5	ug/L	
W-110	7/29/21		1,1,1-Trichloroethane	<	0.5	ug/L	
W-110	7/29/21		1,1,2-Trichloroethane	<	0.5	ug/L	
W-110	7/29/21		1,1-Dichloroethane	<	0.5	ug/L	
W-110	7/29/21		1,1-Dichloroethene	<	0.5	ug/L	
W-110	7/29/21		1,2-Dichloroethane	<	0.5	ug/L	
W-110	7/29/21		Bromodichloromethane	<	0.5	ug/L	
W-110	7/29/21		Bromoform	<	0.5	ug/L	
W-110	7/29/21		Carbon tetrachloride	<	0.5	ug/L	
W-110	7/29/21		Chloroform	<	0.5	ug/L	
W-110	7/29/21		Dibromochloromethane	<	0.5	ug/L	
W-110	7/29/21		Tetrachloroethene	<	0.5	ug/L	
W-110	7/29/21		Trichloroethene	<	0.5	ug/L	
W-110	7/29/21		Trichlorofluoromethane	<	0.5	ug/L	
W-110	7/29/21		Trichlorotrifluoroethane	<	0.5	ug/L	
W-110	7/29/21		Vinyl chloride	<	0.5	ug/L	
W-110	7/29/21		cis-1,2-Dichloroethene	<	0.5	ug/L	
W-110	7/29/21		trans-1,2-Dichloroethene	<	0.5	ug/L	
W-110	10/5/21		1,1,1-Trichloroethane	<	0.5	ug/L	
W-110	10/5/21		1,1,2-Trichloroethane	<	0.5	ug/L	
W-110	10/5/21		1,1-Dichloroethane	<	0.5	ug/L	
W-110	10/5/21		1,1-Dichloroethene	<	0.5	ug/L	
W-110	10/5/21		1,2-Dichloroethane	<	0.5	ug/L	
W-110	10/5/21		Bromodichloromethane	<	0.5	ug/L	
W-110	10/5/21		Bromoform	<	0.5	ug/L	

Attachment 2. Table 1. Groundwater analytical data, Livermore Site, 2021.

Well	Date	Sample Type	Parameter	LOS Indicator	Result	Units	QA Flag
W-110	10/5/21		Carbon tetrachloride	<	0.5	ug/L	
W-110	10/5/21		Chloroform	<	0.5	ug/L	
W-110	10/5/21		Dibromochloromethane	<	0.5	ug/L	
W-110	10/5/21		Tetrachloroethene	<	0.5	ug/L	
W-110	10/5/21		Trichloroethene	<	0.5	ug/L	
W-110	10/5/21		Trichlorofluoromethane	<	0.5	ug/L	
W-110	10/5/21		Trichlorotrifluoroethane	<	0.5	ug/L	
W-110	10/5/21		Vinyl chloride	<	0.5	ug/L	
W-110	10/5/21		cis-1,2-Dichloroethene	<	0.5	ug/L	
W-110	10/5/21		trans-1,2-Dichloroethene	<	0.5	ug/L	
W-1101	4/14/21		1,1,1-Trichloroethane	<	0.5	ug/L	
W-1101	4/14/21		1,1,2-Trichloroethane	<	0.5	ug/L	
W-1101	4/14/21		1,1-Dichloroethane	<	0.5	ug/L	
W-1101	4/14/21		1,1-Dichloroethene	<	0.5	ug/L	
W-1101	4/14/21		1,2-Dichloroethane	<	0.5	ug/L	
W-1101	4/14/21		Bromodichloromethane	<	0.5	ug/L	
W-1101	4/14/21		Bromoform	<	0.5	ug/L	
W-1101	4/14/21		Carbon tetrachloride	<	0.5	ug/L	
W-1101	4/14/21		Chloroform	<	0.5	ug/L	
W-1101	4/14/21		Dibromochloromethane	<	0.5	ug/L	
W-1101	4/14/21		Tetrachloroethene	<	0.5	ug/L	
W-1101	4/14/21		Trichloroethene		1.6	ug/L	
W-1101	4/14/21		Trichlorofluoromethane	<	0.5	ug/L	
W-1101	4/14/21		Trichlorotrifluoroethane		0.51	ug/L	
W-1101	4/14/21		Vinyl chloride	<	0.5	ug/L	
W-1101	4/14/21		cis-1,2-Dichloroethene	<	0.5	ug/L	
W-1101	4/14/21		trans-1,2-Dichloroethene	<	0.5	ug/L	
W-1102	11/29/21		1,1,1-Trichloroethane	<	0.5	ug/L	
W-1102	11/29/21		1,1,2-Trichloroethane	<	0.5	ug/L	
W-1102	11/29/21		1,1-Dichloroethane	<	0.5	ug/L	
W-1102	11/29/21		1,1-Dichloroethene	<	0.5	ug/L	
W-1102	11/29/21		1,2-Dichloroethane	<	0.5	ug/L	
W-1102	11/29/21		Bromodichloromethane	<	0.5	ug/L	
W-1102	11/29/21		Bromoform	<	0.5	ug/L	
W-1102	11/29/21		Carbon tetrachloride	<	0.5	ug/L	
W-1102	11/29/21		Chloroform	<	0.5	ug/L	
W-1102	11/29/21		Dibromochloromethane	<	0.5	ug/L	
W-1102	11/29/21		Tetrachloroethene	<	0.5	ug/L	
W-1102	11/29/21		Trichloroethene		1.2	ug/L	
W-1102	11/29/21		Trichlorofluoromethane	<	0.5	ug/L	
W-1102	11/29/21		Trichlorotrifluoroethane		1.3	ug/L	
W-1102	11/29/21		Vinyl chloride	<	0.5	ug/L	
W-1102	11/29/21		cis-1,2-Dichloroethene	<	0.5	ug/L	
W-1102	11/29/21		trans-1,2-Dichloroethene	<	0.5	ug/L	
W-1104	1/7/21		1,1,1-Trichloroethane	<	0.5	ug/L	
W-1104	1/7/21		1,1,2-Trichloroethane	<	0.5	ug/L	
W-1104	1/7/21		1,1-Dichloroethane	<	0.5	ug/L	
W-1104	1/7/21		1,1-Dichloroethene	<	0.5	ug/L	
W-1104	1/7/21		1,2-Dichloroethane	<	0.5	ug/L	
W-1104	1/7/21		Bromodichloromethane	<	0.5	ug/L	
W-1104	1/7/21		Bromoform	<	0.5	ug/L	
W-1104	1/7/21		Carbon tetrachloride	<	0.5	ug/L	
W-1104	1/7/21		Chloroform		0.53	ug/L	
W-1104	1/7/21		Chromium		0.017	mg/L	
W-1104	1/7/21		Dibromochloromethane	<	0.5	ug/L	
W-1104	1/7/21		Tetrachloroethene		3.2	ug/L	
W-1104	1/7/21		Trichloroethene		6.6	ug/L	
W-1104	1/7/21		Trichlorofluoromethane	<	0.5	ug/L	
W-1104	1/7/21		Trichlorotrifluoroethane		1.8	ug/L	
W-1104	1/7/21		Vinyl chloride	<	0.5	ug/L	

Attachment 2. Table 1. Groundwater analytical data, Livermore Site, 2021.

Well	Date	Sample Type	Parameter	LOS Indicator	Result	Units	QA Flag
W-1104	1/7/21		cis-1,2-Dichloroethene	<	0.5	ug/L	
W-1104	1/7/21		trans-1,2-Dichloroethene	<	0.5	ug/L	
W-1104	4/7/21		1,1,1-Trichloroethane	<	0.5	ug/L	
W-1104	4/7/21		1,1,2-Trichloroethane	<	0.5	ug/L	
W-1104	4/7/21		1,1-Dichloroethane	<	0.5	ug/L	
W-1104	4/7/21		1,1-Dichloroethene	<	0.5	ug/L	
W-1104	4/7/21		1,2-Dichloroethane	<	0.5	ug/L	
W-1104	4/7/21		Bromodichloromethane	<	0.5	ug/L	
W-1104	4/7/21		Bromoform	<	0.5	ug/L	
W-1104	4/7/21		Carbon tetrachloride	<	0.5	ug/L	
W-1104	4/7/21		Chloroform		0.5	ug/L	
W-1104	4/7/21		Dibromochloromethane	<	0.5	ug/L	
W-1104	4/7/21		Tetrachloroethene		3.3	ug/L	
W-1104	4/7/21		Trichloroethene		6.1	ug/L	
W-1104	4/7/21		Trichlorofluoromethane	<	0.5	ug/L	
W-1104	4/7/21		Trichlorotrifluoroethane		1.6	ug/L	
W-1104	4/7/21		Vinyl chloride	<	0.5	ug/L	
W-1104	4/7/21		cis-1,2-Dichloroethene	<	0.5	ug/L	
W-1104	4/7/21		trans-1,2-Dichloroethene	<	0.5	ug/L	
W-1104	7/12/21		1,1,1-Trichloroethane	<	0.5	ug/L	
W-1104	7/12/21		1,1,2-Trichloroethane	<	0.5	ug/L	
W-1104	7/12/21		1,1-Dichloroethane	<	0.5	ug/L	
W-1104	7/12/21		1,1-Dichloroethene	<	0.5	ug/L	
W-1104	7/12/21		1,2-Dichloroethane	<	0.5	ug/L	
W-1104	7/12/21		Bromodichloromethane	<	0.5	ug/L	
W-1104	7/12/21		Bromoform	<	0.5	ug/L	
W-1104	7/12/21		Carbon tetrachloride	<	0.5	ug/L	
W-1104	7/12/21		Chloroform	<	0.5	ug/L	
W-1104	7/12/21		Chromium		0.015	mg/L	
W-1104	7/12/21		Dibromochloromethane	<	0.5	ug/L	
W-1104	7/12/21		Tetrachloroethene		2.9	ug/L	
W-1104	7/12/21		Trichloroethene		5.4	ug/L	
W-1104	7/12/21		Trichlorofluoromethane	<	0.5	ug/L	
W-1104	7/12/21		Trichlorotrifluoroethane		1.4	ug/L	
W-1104	7/12/21		Vinyl chloride	<	0.5	ug/L	
W-1104	7/12/21		cis-1,2-Dichloroethene	<	0.5	ug/L	
W-1104	7/12/21		trans-1,2-Dichloroethene	<	0.5	ug/L	
W-1104	10/5/21		1,1,1-Trichloroethane	<	0.5	ug/L	
W-1104	10/5/21		1,1,2-Trichloroethane	<	0.5	ug/L	
W-1104	10/5/21		1,1-Dichloroethane	<	0.5	ug/L	
W-1104	10/5/21		1,1-Dichloroethene	<	0.5	ug/L	
W-1104	10/5/21		1,2-Dichloroethane	<	0.5	ug/L	
W-1104	10/5/21		Bromodichloromethane	<	0.5	ug/L	
W-1104	10/5/21		Bromoform	<	0.5	ug/L	
W-1104	10/5/21		Carbon tetrachloride	<	0.5	ug/L	
W-1104	10/5/21		Chloroform		0.51	ug/L	
W-1104	10/5/21		Dibromochloromethane	<	0.5	ug/L	
W-1104	10/5/21		Tetrachloroethene		2.6	ug/L	
W-1104	10/5/21		Trichloroethene		5	ug/L	
W-1104	10/5/21		Trichlorofluoromethane	<	0.5	ug/L	
W-1104	10/5/21		Trichlorotrifluoroethane		1.3	ug/L	
W-1104	10/5/21		Vinyl chloride	<	0.5	ug/L	
W-1104	10/5/21		cis-1,2-Dichloroethene	<	0.5	ug/L	
W-1104	10/5/21		trans-1,2-Dichloroethene	<	0.5	ug/L	
W-1105	9/23/21		1,1,1-Trichloroethane	<	0.5	ug/L	
W-1105	9/23/21		1,1,2-Trichloroethane	<	0.5	ug/L	
W-1105	9/23/21		1,1-Dichloroethane	<	0.5	ug/L	
W-1105	9/23/21		1,1-Dichloroethene	<	0.5	ug/L	
W-1105	9/23/21		1,2-Dichloroethane	<	0.5	ug/L	
W-1105	9/23/21		Bromodichloromethane	<	0.5	ug/L	

Attachment 2. Table 1. Groundwater analytical data, Livermore Site, 2021.

Well	Date	Sample Type	Parameter	LOS Indicator	Result	Units	QA Flag
W-1105	9/23/21		Bromoform	<	0.5	ug/L	
W-1105	9/23/21		Carbon tetrachloride	<	0.5	ug/L	
W-1105	9/23/21		Chloroform	<	0.5	ug/L	
W-1105	9/23/21		Dibromochloromethane	<	0.5	ug/L	
W-1105	9/23/21		Tetrachloroethene		0.95	ug/L	
W-1105	9/23/21		Trichloroethene	<	0.5	ug/L	
W-1105	9/23/21		Trichlorofluoromethane	<	0.5	ug/L	
W-1105	9/23/21		Trichlorotrifluoroethane	<	0.5	ug/L	
W-1105	9/23/21		Vinyl chloride	<	0.5	ug/L	
W-1105	9/23/21		cis-1,2-Dichloroethene	<	0.5	ug/L	
W-1105	9/23/21		trans-1,2-Dichloroethene	<	0.5	ug/L	
W-1106	4/14/21		1,1,1-Trichloroethane	<	0.5	ug/L	
W-1106	4/14/21		1,1,2-Trichloroethane	<	0.5	ug/L	
W-1106	4/14/21		1,1-Dichloroethane	<	0.5	ug/L	
W-1106	4/14/21		1,1-Dichloroethene	<	0.5	ug/L	
W-1106	4/14/21		1,2-Dichloroethane	<	0.5	ug/L	
W-1106	4/14/21		Bromodichloromethane	<	0.5	ug/L	
W-1106	4/14/21		Bromoform	<	0.5	ug/L	
W-1106	4/14/21		Carbon tetrachloride	<	0.5	ug/L	
W-1106	4/14/21		Chloroform	<	0.5	ug/L	
W-1106	4/14/21		Dibromochloromethane	<	0.5	ug/L	
W-1106	4/14/21		Tetrachloroethene		1.3	ug/L	
W-1106	4/14/21		Trichloroethene		2.7	ug/L	
W-1106	4/14/21		Trichlorofluoromethane	<	0.5	ug/L	
W-1106	4/14/21		Trichlorotrifluoroethane		1	ug/L	
W-1106	4/14/21		Vinyl chloride	<	0.5	ug/L	
W-1106	4/14/21		cis-1,2-Dichloroethene	<	0.5	ug/L	
W-1106	4/14/21		trans-1,2-Dichloroethene	<	0.5	ug/L	
W-1106	8/4/21		Tritium	<	100	pCi/L	
W-1107	4/8/21		1,1,1-Trichloroethane	<	0.5	ug/L	
W-1107	4/8/21		1,1,2-Trichloroethane	<	0.5	ug/L	
W-1107	4/8/21		1,1-Dichloroethane	<	0.5	ug/L	
W-1107	4/8/21		1,1-Dichloroethene	<	0.5	ug/L	
W-1107	4/8/21		1,2-Dichloroethane	<	0.5	ug/L	
W-1107	4/8/21		Bromodichloromethane	<	0.5	ug/L	
W-1107	4/8/21		Bromoform	<	0.5	ug/L	
W-1107	4/8/21		Carbon tetrachloride	<	0.5	ug/L	
W-1107	4/8/21		Chloroform	<	0.5	ug/L	
W-1107	4/8/21		Dibromochloromethane	<	0.5	ug/L	
W-1107	4/8/21		Tetrachloroethene		54	ug/L	
W-1107	4/8/21		Trichloroethene		2	ug/L	
W-1107	4/8/21		Trichlorofluoromethane	<	0.5	ug/L	
W-1107	4/8/21		Trichlorotrifluoroethane	<	0.5	ug/L	
W-1107	4/8/21		Vinyl chloride	<	0.5	ug/L	
W-1107	4/8/21		cis-1,2-Dichloroethene	<	0.5	ug/L	
W-1107	4/8/21		trans-1,2-Dichloroethene	<	0.5	ug/L	
W-1107	4/8/21	DUP	1,1,1-Trichloroethane	<	0.5	ug/L	
W-1107	4/8/21	DUP	1,1,2-Trichloroethane	<	0.5	ug/L	
W-1107	4/8/21	DUP	1,1-Dichloroethane	<	0.5	ug/L	
W-1107	4/8/21	DUP	1,1-Dichloroethene	<	0.5	ug/L	
W-1107	4/8/21	DUP	1,2-Dichloroethane	<	0.5	ug/L	
W-1107	4/8/21	DUP	Bromodichloromethane	<	0.5	ug/L	
W-1107	4/8/21	DUP	Bromoform	<	0.5	ug/L	
W-1107	4/8/21	DUP	Carbon tetrachloride	<	0.5	ug/L	
W-1107	4/8/21	DUP	Chloroform	<	0.5	ug/L	
W-1107	4/8/21	DUP	Dibromochloromethane	<	0.5	ug/L	
W-1107	4/8/21	DUP	Tetrachloroethene		59	ug/L	
W-1107	4/8/21	DUP	Trichloroethene		2	ug/L	
W-1107	4/8/21	DUP	Trichlorofluoromethane	<	0.5	ug/L	
W-1107	4/8/21	DUP	Trichlorotrifluoroethane	<	0.5	ug/L	

Attachment 2. Table 1. Groundwater analytical data, Livermore Site, 2021.

Well	Date	Sample Type	Parameter	LOS Indicator	Result	Units	QA Flag
W-1107	4/8/21	DUP	Vinyl chloride	<	0.5	ug/L	
W-1107	4/8/21	DUP	cis-1,2-Dichloroethene	<	0.5	ug/L	
W-1107	4/8/21	DUP	trans-1,2-Dichloroethene	<	0.5	ug/L	
W-1108	1/11/21		1,1,1-Trichloroethane	<	0.5	ug/L	
W-1108	1/11/21		1,1,2-Trichloroethane	<	0.5	ug/L	
W-1108	1/11/21		1,1-Dichloroethane	<	0.5	ug/L	
W-1108	1/11/21		1,1-Dichloroethene		12	ug/L	
W-1108	1/11/21		1,2-Dichloroethane		2.1	ug/L	
W-1108	1/11/21		Bromodichloromethane	<	0.5	ug/L	
W-1108	1/11/21		Bromoform	<	0.5	ug/L	
W-1108	1/11/21		Carbon tetrachloride		1.3	ug/L	
W-1108	1/11/21		Chloroform		13	ug/L	
W-1108	1/11/21		Dibromochloromethane	<	0.5	ug/L	
W-1108	1/11/21		Tetrachloroethene		23	ug/L	
W-1108	1/11/21		Trichloroethene		200	ug/L	D
W-1108	1/11/21		Trichlorofluoromethane	<	0.5	ug/L	
W-1108	1/11/21		Trichlorotrifluoroethane		2.8	ug/L	
W-1108	1/11/21		Vinyl chloride	<	0.5	ug/L	
W-1108	1/11/21		cis-1,2-Dichloroethene	<	0.5	ug/L	
W-1108	1/11/21		trans-1,2-Dichloroethene	<	0.5	ug/L	
W-1108	1/11/21		Tritium		256	pCi/L	
W-1108	4/14/21		1,1,1-Trichloroethane	<	0.5	ug/L	
W-1108	4/14/21		1,1,2-Trichloroethane	<	0.5	ug/L	
W-1108	4/14/21		1,1-Dichloroethane	<	0.5	ug/L	
W-1108	4/14/21		1,1-Dichloroethene		11	ug/L	
W-1108	4/14/21		1,2-Dichloroethane		2.1	ug/L	
W-1108	4/14/21		Bromodichloromethane	<	0.5	ug/L	
W-1108	4/14/21		Bromoform	<	0.5	ug/L	
W-1108	4/14/21		Carbon tetrachloride		1.2	ug/L	
W-1108	4/14/21		Chloroform		13	ug/L	
W-1108	4/14/21		Dibromochloromethane	<	0.5	ug/L	
W-1108	4/14/21		Tetrachloroethene		21	ug/L	
W-1108	4/14/21		Trichloroethene		180	ug/L	D
W-1108	4/14/21		Trichlorofluoromethane	<	0.5	ug/L	
W-1108	4/14/21		Trichlorotrifluoroethane		2.4	ug/L	
W-1108	4/14/21		Vinyl chloride	<	0.5	ug/L	
W-1108	4/14/21		cis-1,2-Dichloroethene	<	0.5	ug/L	
W-1108	4/14/21		trans-1,2-Dichloroethene	<	0.5	ug/L	
W-1108	4/14/21		Tritium		223	pCi/L	
W-1108	7/13/21		1,1,1-Trichloroethane	<	0.5	ug/L	
W-1108	7/13/21		1,1,2-Trichloroethane	<	0.5	ug/L	
W-1108	7/13/21		1,1-Dichloroethane	<	0.5	ug/L	
W-1108	7/13/21		1,1-Dichloroethene		10	ug/L	
W-1108	7/13/21		1,2-Dichloroethane		2.1	ug/L	
W-1108	7/13/21		Bromodichloromethane	<	0.5	ug/L	
W-1108	7/13/21		Bromoform	<	0.5	ug/L	
W-1108	7/13/21		Carbon tetrachloride		1.1	ug/L	
W-1108	7/13/21		Chloroform		11	ug/L	
W-1108	7/13/21		Dibromochloromethane	<	0.5	ug/L	
W-1108	7/13/21		Tetrachloroethene		21	ug/L	
W-1108	7/13/21		Trichloroethene		180	ug/L	D
W-1108	7/13/21		Trichlorofluoromethane	<	0.5	ug/L	
W-1108	7/13/21		Trichlorotrifluoroethane		2.1	ug/L	
W-1108	7/13/21		Vinyl chloride	<	0.5	ug/L	
W-1108	7/13/21		cis-1,2-Dichloroethene	<	0.5	ug/L	
W-1108	7/13/21		trans-1,2-Dichloroethene	<	0.5	ug/L	
W-1108	7/13/21		Tritium		237	pCi/L	
W-1108	10/13/21		1,1,1-Trichloroethane	<	0.5	ug/L	
W-1108	10/13/21		1,1,2-Trichloroethane	<	0.5	ug/L	
W-1108	10/13/21		1,1-Dichloroethane	<	0.5	ug/L	

Attachment 2. Table 1. Groundwater analytical data, Livermore Site, 2021.

Well	Date	Sample Type	Parameter	LOS Indicator	Result	Units	QA Flag
W-1108	10/13/21		1,1-Dichloroethene		11	ug/L	
W-1108	10/13/21		1,2-Dichloroethane		2.1	ug/L	
W-1108	10/13/21		Bromodichloromethane	<	0.5	ug/L	
W-1108	10/13/21		Bromoform	<	0.5	ug/L	
W-1108	10/13/21		Carbon tetrachloride		1.1	ug/L	
W-1108	10/13/21		Chloroform		12	ug/L	
W-1108	10/13/21		Dibromochloromethane	<	0.5	ug/L	
W-1108	10/13/21		Tetrachloroethene		19	ug/L	
W-1108	10/13/21		Trichloroethene		180	ug/L	D
W-1108	10/13/21		Trichlorofluoromethane	<	0.5	ug/L	
W-1108	10/13/21		Trichlorotrifluoroethane		2.3	ug/L	
W-1108	10/13/21		Vinyl chloride	<	0.5	ug/L	
W-1108	10/13/21		cis-1,2-Dichloroethene	<	0.5	ug/L	
W-1108	10/13/21		trans-1,2-Dichloroethene	<	0.5	ug/L	
W-1108	10/13/21		Tritium		139	pCi/L	
W-1109	1/12/21		1,1,1-Trichloroethane	<	0.5	ug/L	
W-1109	1/12/21		1,1,2-Trichloroethane	<	0.5	ug/L	
W-1109	1/12/21		1,1-Dichloroethane	<	0.5	ug/L	
W-1109	1/12/21		1,1-Dichloroethene		7.7	ug/L	
W-1109	1/12/21		1,2-Dichloroethane	<	0.5	ug/L	
W-1109	1/12/21		Bromodichloromethane	<	0.5	ug/L	
W-1109	1/12/21		Bromoform	<	0.5	ug/L	
W-1109	1/12/21		Carbon tetrachloride	<	0.5	ug/L	
W-1109	1/12/21		Chloroform	<	0.5	ug/L	
W-1109	1/12/21		Dibromochloromethane	<	0.5	ug/L	
W-1109	1/12/21		Tetrachloroethene		14	ug/L	
W-1109	1/12/21		Trichloroethene		66	ug/L	
W-1109	1/12/21		Trichlorofluoromethane	<	0.5	ug/L	
W-1109	1/12/21		Trichlorotrifluoroethane		1.4	ug/L	
W-1109	1/12/21		Vinyl chloride	<	0.5	ug/L	
W-1109	1/12/21		cis-1,2-Dichloroethene	<	0.5	ug/L	
W-1109	1/12/21		trans-1,2-Dichloroethene	<	0.5	ug/L	
W-1109	4/6/21		1,1,1-Trichloroethane	<	0.5	ug/L	
W-1109	4/6/21		1,1,2-Trichloroethane	<	0.5	ug/L	
W-1109	4/6/21		1,1-Dichloroethane	<	0.5	ug/L	
W-1109	4/6/21		1,1-Dichloroethene		7.2	ug/L	
W-1109	4/6/21		1,2-Dichloroethane	<	0.5	ug/L	
W-1109	4/6/21		Bromodichloromethane	<	0.5	ug/L	
W-1109	4/6/21		Bromoform	<	0.5	ug/L	
W-1109	4/6/21		Carbon tetrachloride	<	0.5	ug/L	
W-1109	4/6/21		Chloroform	<	0.5	ug/L	
W-1109	4/6/21		Dibromochloromethane	<	0.5	ug/L	
W-1109	4/6/21		Tetrachloroethene		13	ug/L	
W-1109	4/6/21		Trichloroethene		58	ug/L	
W-1109	4/6/21		Trichlorofluoromethane	<	0.5	ug/L	
W-1109	4/6/21		Trichlorotrifluoroethane		1.3	ug/L	
W-1109	4/6/21		Vinyl chloride	<	0.5	ug/L	
W-1109	4/6/21		cis-1,2-Dichloroethene	<	0.5	ug/L	
W-1109	4/6/21		trans-1,2-Dichloroethene	<	0.5	ug/L	
W-1109	7/7/21		1,1,1-Trichloroethane	<	0.5	ug/L	
W-1109	7/7/21		1,1,2-Trichloroethane	<	0.5	ug/L	
W-1109	7/7/21		1,1-Dichloroethane	<	0.5	ug/L	
W-1109	7/7/21		1,1-Dichloroethene		7.1	ug/L	
W-1109	7/7/21		1,2-Dichloroethane	<	0.5	ug/L	
W-1109	7/7/21		Bromodichloromethane	<	0.5	ug/L	
W-1109	7/7/21		Bromoform	<	0.5	ug/L	
W-1109	7/7/21		Carbon tetrachloride	<	0.5	ug/L	
W-1109	7/7/21		Chloroform	<	0.5	ug/L	
W-1109	7/7/21		Dibromochloromethane	<	0.5	ug/L	
W-1109	7/7/21		Tetrachloroethene		14	ug/L	

Attachment 2. Table 1. Groundwater analytical data, Livermore Site, 2021.

Well	Date	Sample Type	Parameter	LOS Indicator	Result	Units	QA Flag
W-1109	7/7/21		Trichloroethene		61	ug/L	
W-1109	7/7/21		Trichlorofluoromethane	<	0.5	ug/L	
W-1109	7/7/21		Trichlorotrifluoroethane		1.3	ug/L	
W-1109	7/7/21		Vinyl chloride	<	0.5	ug/L	
W-1109	7/7/21		cis-1,2-Dichloroethene	<	0.5	ug/L	
W-1109	7/7/21		trans-1,2-Dichloroethene	<	0.5	ug/L	
W-1109	12/15/21		1,1,1-Trichloroethane	<	0.5	ug/L	
W-1109	12/15/21		1,1,2-Trichloroethane	<	0.5	ug/L	
W-1109	12/15/21		1,1-Dichloroethane	<	0.5	ug/L	
W-1109	12/15/21		1,1-Dichloroethene		2.6	ug/L	
W-1109	12/15/21		1,2-Dichloroethane	<	0.5	ug/L	
W-1109	12/15/21		Bromodichloromethane	<	0.5	ug/L	
W-1109	12/15/21		Bromoform	<	0.5	ug/L	
W-1109	12/15/21		Carbon tetrachloride	<	0.5	ug/L	
W-1109	12/15/21		Chloroform	<	0.5	ug/L	
W-1109	12/15/21		Dibromochloromethane	<	0.5	ug/L	
W-1109	12/15/21		Tetrachloroethene		8.4	ug/L	
W-1109	12/15/21		Trichloroethene		24	ug/L	
W-1109	12/15/21		Trichlorofluoromethane	<	0.5	ug/L	
W-1109	12/15/21		Trichlorotrifluoroethane		0.57	ug/L	
W-1109	12/15/21		Vinyl chloride	<	0.5	ug/L	
W-1109	12/15/21		cis-1,2-Dichloroethene		0.93	ug/L	
W-1109	12/15/21		trans-1,2-Dichloroethene	<	0.5	ug/L	
W-111	9/2/21		Tritium	<	100	pCi/L	
W-111	9/2/21		1,1,1-Trichloroethane	<	0.5	ug/L	
W-111	9/2/21		1,1,2-Trichloroethane	<	0.5	ug/L	
W-111	9/2/21		1,1-Dichloroethane	<	0.5	ug/L	
W-111	9/2/21		1,1-Dichloroethene	<	0.5	ug/L	
W-111	9/2/21		1,2-Dichloroethane	<	0.5	ug/L	
W-111	9/2/21		Bromodichloromethane	<	0.5	ug/L	
W-111	9/2/21		Bromoform	<	0.5	ug/L	
W-111	9/2/21		Carbon tetrachloride	<	0.5	ug/L	
W-111	9/2/21		Chloroform		6.5	ug/L	
W-111	9/2/21		Dibromochloromethane	<	0.5	ug/L	
W-111	9/2/21		Tetrachloroethene	<	0.5	ug/L	
W-111	9/2/21		Trichloroethene		2.9	ug/L	
W-111	9/2/21		Trichlorofluoromethane	<	0.5	ug/L	
W-111	9/2/21		Trichlorotrifluoroethane	<	0.5	ug/L	
W-111	9/2/21		Vinyl chloride	<	0.5	ug/L	
W-111	9/2/21		cis-1,2-Dichloroethene	<	0.5	ug/L	
W-111	9/2/21		trans-1,2-Dichloroethene	<	0.5	ug/L	
W-1110	3/15/21		1,1,1-Trichloroethane	<	0.5	ug/L	
W-1110	3/15/21		1,1,2-Trichloroethane	<	0.5	ug/L	
W-1110	3/15/21		1,1-Dichloroethane	<	0.5	ug/L	
W-1110	3/15/21		1,1-Dichloroethene	<	0.5	ug/L	
W-1110	3/15/21		1,2-Dichloroethane	<	0.5	ug/L	
W-1110	3/15/21		Bromodichloromethane	<	0.5	ug/L	
W-1110	3/15/21		Bromoform	<	0.5	ug/L	
W-1110	3/15/21		Carbon tetrachloride	<	0.5	ug/L	
W-1110	3/15/21		Chloroform	<	0.5	ug/L	
W-1110	3/15/21		Dibromochloromethane	<	0.5	ug/L	
W-1110	3/15/21		Tetrachloroethene	<	0.5	ug/L	
W-1110	3/15/21		Trichloroethene		6.7	ug/L	
W-1110	3/15/21		Trichlorofluoromethane	<	0.5	ug/L	
W-1110	3/15/21		Trichlorotrifluoroethane		1.8	ug/L	
W-1110	3/15/21		Vinyl chloride	<	0.5	ug/L	
W-1110	3/15/21		cis-1,2-Dichloroethene	<	0.5	ug/L	
W-1110	3/15/21		trans-1,2-Dichloroethene	<	0.5	ug/L	
W-1110	3/15/21	DUP	1,1,1-Trichloroethane	<	0.5	ug/L	
W-1110	3/15/21	DUP	1,1,2-Trichloroethane	<	0.5	ug/L	

Attachment 2. Table 1. Groundwater analytical data, Livermore Site, 2021.

Well	Date	Sample Type	Parameter	LOS Indicator	Result	Units	QA Flag
W-1110	3/15/21	DUP	1,1-Dichloroethane	<	0.5	ug/L	
W-1110	3/15/21	DUP	1,1-Dichloroethene	<	0.5	ug/L	
W-1110	3/15/21	DUP	1,2-Dichloroethane	<	0.5	ug/L	
W-1110	3/15/21	DUP	Bromodichloromethane	<	0.5	ug/L	
W-1110	3/15/21	DUP	Bromoform	<	0.5	ug/L	
W-1110	3/15/21	DUP	Carbon tetrachloride	<	0.5	ug/L	
W-1110	3/15/21	DUP	Chloroform	<	0.5	ug/L	
W-1110	3/15/21	DUP	Dibromochloromethane	<	0.5	ug/L	
W-1110	3/15/21	DUP	Tetrachloroethene	<	0.5	ug/L	
W-1110	3/15/21	DUP	Trichloroethene		6.8	ug/L	
W-1110	3/15/21	DUP	Trichlorofluoromethane	<	0.5	ug/L	
W-1110	3/15/21	DUP	Trichlorotrifluoroethane		1.8	ug/L	
W-1110	3/15/21	DUP	Vinyl chloride	<	0.5	ug/L	
W-1110	3/15/21	DUP	cis-1,2-Dichloroethene	<	0.5	ug/L	
W-1110	3/15/21	DUP	trans-1,2-Dichloroethene	<	0.5	ug/L	
W-1110	3/15/21	DUP	1,1,1-Trichloroethane	<	0.5	ug/L	
W-1110	3/15/21	DUP	1,1,2-Trichloroethane	<	0.5	ug/L	
W-1110	3/15/21	DUP	1,1-Dichloroethane	<	0.5	ug/L	
W-1110	3/15/21	DUP	1,1-Dichloroethene	<	0.5	ug/L	
W-1110	3/15/21	DUP	1,2-Dichloroethane	<	0.5	ug/L	
W-1110	3/15/21	DUP	Bromodichloromethane	<	0.5	ug/L	
W-1110	3/15/21	DUP	Bromoform	<	0.5	ug/L	
W-1110	3/15/21	DUP	Carbon tetrachloride	<	0.5	ug/L	
W-1110	3/15/21	DUP	Chloroform		0.64	ug/L	
W-1110	3/15/21	DUP	Dibromochloromethane	<	0.5	ug/L	
W-1110	3/15/21	DUP	Tetrachloroethene		0.97	ug/L	
W-1110	3/15/21	DUP	Trichloroethene		19	ug/L	
W-1110	3/15/21	DUP	Trichlorofluoromethane	<	0.5	ug/L	
W-1110	3/15/21	DUP	Trichlorotrifluoroethane		6	ug/L	
W-1110	3/15/21	DUP	Vinyl chloride	<	0.5	ug/L	
W-1110	3/15/21	DUP	cis-1,2-Dichloroethene	<	0.5	ug/L	
W-1110	3/15/21	DUP	trans-1,2-Dichloroethene	<	0.5	ug/L	
W-1110	8/4/21		1,1,1-Trichloroethane	<	0.5	ug/L	
W-1110	8/4/21		1,1,2-Trichloroethane	<	0.5	ug/L	
W-1110	8/4/21		1,1-Dichloroethane	<	0.5	ug/L	
W-1110	8/4/21		1,1-Dichloroethene		0.53	ug/L	
W-1110	8/4/21		1,2-Dichloroethane	<	0.5	ug/L	
W-1110	8/4/21		Bromodichloromethane	<	0.5	ug/L	
W-1110	8/4/21		Bromoform	<	0.5	ug/L	
W-1110	8/4/21		Carbon tetrachloride	<	0.5	ug/L	
W-1110	8/4/21		Chloroform		1.5	ug/L	
W-1110	8/4/21		Dibromochloromethane	<	0.5	ug/L	
W-1110	8/4/21		Tetrachloroethene		1.3	ug/L	
W-1110	8/4/21		Trichloroethene		13	ug/L	
W-1110	8/4/21		Trichlorofluoromethane	<	0.5	ug/L	
W-1110	8/4/21		Trichlorotrifluoroethane		7.6	ug/L	
W-1110	8/4/21		Vinyl chloride	<	0.5	ug/L	
W-1110	8/4/21		cis-1,2-Dichloroethene	<	0.5	ug/L	
W-1110	8/4/21		trans-1,2-Dichloroethene	<	0.5	ug/L	
W-1110	8/4/21	DUP	1,1,1-Trichloroethane	<	0.5	ug/L	
W-1110	8/4/21	DUP	1,1,2-Trichloroethane	<	0.5	ug/L	
W-1110	8/4/21	DUP	1,1-Dichloroethane	<	0.5	ug/L	
W-1110	8/4/21	DUP	1,1-Dichloroethene		0.54	ug/L	
W-1110	8/4/21	DUP	1,2-Dichloroethane	<	0.5	ug/L	
W-1110	8/4/21	DUP	Bromodichloromethane	<	0.5	ug/L	
W-1110	8/4/21	DUP	Bromoform	<	0.5	ug/L	
W-1110	8/4/21	DUP	Carbon tetrachloride	<	0.5	ug/L	
W-1110	8/4/21	DUP	Chloroform		1.6	ug/L	
W-1110	8/4/21	DUP	Dibromochloromethane	<	0.5	ug/L	
W-1110	8/4/21	DUP	Tetrachloroethene		1.4	ug/L	

Attachment 2. Table 1. Groundwater analytical data, Livermore Site, 2021.

Well	Date	Sample Type	Parameter	LOS Indicator	Result	Units	QA Flag
W-1110	8/4/21	DUP	Trichloroethene		14	ug/L	
W-1110	8/4/21	DUP	Trichlorofluoromethane	<	0.5	ug/L	
W-1110	8/4/21	DUP	Trichlorotrifluoroethane		7.8	ug/L	
W-1110	8/4/21	DUP	Vinyl chloride	<	0.5	ug/L	
W-1110	8/4/21	DUP	cis-1,2-Dichloroethene	<	0.5	ug/L	
W-1110	8/4/21	DUP	trans-1,2-Dichloroethene	<	0.5	ug/L	
W-1111	1/5/21		1,1,1-Trichloroethane	<	0.5	ug/L	
W-1111	1/5/21		1,1,2-Trichloroethane	<	0.5	ug/L	
W-1111	1/5/21		1,1-Dichloroethane	<	0.5	ug/L	
W-1111	1/5/21		1,1-Dichloroethene		0.91	ug/L	
W-1111	1/5/21		1,2-Dichloroethane	<	0.5	ug/L	
W-1111	1/5/21		Bromodichloromethane	<	0.5	ug/L	
W-1111	1/5/21		Bromoform	<	0.5	ug/L	
W-1111	1/5/21		Carbon tetrachloride		2.9	ug/L	
W-1111	1/5/21		Chloroform		6.5	ug/L	
W-1111	1/5/21		Chromium		0.011	mg/L	
W-1111	1/5/21		Dibromochloromethane	<	0.5	ug/L	
W-1111	1/5/21		Tetrachloroethene		1.3	ug/L	
W-1111	1/5/21		Trichloroethene		4.9	ug/L	
W-1111	1/5/21		Trichlorofluoromethane	<	0.5	ug/L	
W-1111	1/5/21		Trichlorotrifluoroethane	<	0.5	ug/L	
W-1111	1/5/21		Vinyl chloride	<	0.5	ug/L	
W-1111	1/5/21		cis-1,2-Dichloroethene	<	0.5	ug/L	
W-1111	1/5/21		trans-1,2-Dichloroethene	<	0.5	ug/L	
W-1111	4/7/21		1,1,1-Trichloroethane	<	0.5	ug/L	
W-1111	4/7/21		1,1,2-Trichloroethane	<	0.5	ug/L	
W-1111	4/7/21		1,1-Dichloroethane	<	0.5	ug/L	
W-1111	4/7/21		1,1-Dichloroethene		0.76	ug/L	
W-1111	4/7/21		1,2-Dichloroethane	<	0.5	ug/L	
W-1111	4/7/21		Bromodichloromethane	<	0.5	ug/L	
W-1111	4/7/21		Bromoform	<	0.5	ug/L	
W-1111	4/7/21		Carbon tetrachloride		2.6	ug/L	
W-1111	4/7/21		Chloroform		5.8	ug/L	
W-1111	4/7/21		Dibromochloromethane	<	0.5	ug/L	
W-1111	4/7/21		Tetrachloroethene		1.2	ug/L	
W-1111	4/7/21		Trichloroethene		4.2	ug/L	
W-1111	4/7/21		Trichlorofluoromethane	<	0.5	ug/L	
W-1111	4/7/21		Trichlorotrifluoroethane	<	0.5	ug/L	
W-1111	4/7/21		Vinyl chloride	<	0.5	ug/L	
W-1111	4/7/21		cis-1,2-Dichloroethene	<	0.5	ug/L	
W-1111	4/7/21		trans-1,2-Dichloroethene	<	0.5	ug/L	
W-1111	7/13/21		1,1,1-Trichloroethane	<	0.5	ug/L	
W-1111	7/13/21		1,1,2-Trichloroethane	<	0.5	ug/L	
W-1111	7/13/21		1,1-Dichloroethane	<	0.5	ug/L	
W-1111	7/13/21		1,1-Dichloroethene		0.61	ug/L	
W-1111	7/13/21		1,2-Dichloroethane	<	0.5	ug/L	
W-1111	7/13/21		Bromodichloromethane	<	0.5	ug/L	
W-1111	7/13/21		Bromoform	<	0.5	ug/L	
W-1111	7/13/21		Carbon tetrachloride		2.6	ug/L	
W-1111	7/13/21		Chloroform		5.5	ug/L	
W-1111	7/13/21		Chromium		0.0091	mg/L	
W-1111	7/13/21		Dibromochloromethane	<	0.5	ug/L	
W-1111	7/13/21		Tetrachloroethene		1.2	ug/L	
W-1111	7/13/21		Trichloroethene		4.1	ug/L	
W-1111	7/13/21		Trichlorofluoromethane	<	0.5	ug/L	
W-1111	7/13/21		Trichlorotrifluoroethane	<	0.5	ug/L	
W-1111	7/13/21		Vinyl chloride	<	0.5	ug/L	
W-1111	7/13/21		cis-1,2-Dichloroethene	<	0.5	ug/L	
W-1111	7/13/21		trans-1,2-Dichloroethene	<	0.5	ug/L	
W-1111	7/19/21		Tritium		166	pCi/L	

Attachment 2. Table 1. Groundwater analytical data, Livermore Site, 2021.

Well	Date	Sample Type	Parameter	LOS Indicator	Result	Units	QA Flag
W-1111	10/5/21		1,1,1-Trichloroethane	<	0.5	ug/L	
W-1111	10/5/21		1,1,2-Trichloroethane	<	0.5	ug/L	
W-1111	10/5/21		1,1-Dichloroethane	<	0.5	ug/L	
W-1111	10/5/21		1,1-Dichloroethene		0.81	ug/L	
W-1111	10/5/21		1,2-Dichloroethane	<	0.5	ug/L	
W-1111	10/5/21		Bromodichloromethane	<	0.5	ug/L	
W-1111	10/5/21		Bromoform	<	0.5	ug/L	
W-1111	10/5/21		Carbon tetrachloride		2.9	ug/L	
W-1111	10/5/21		Chloroform		5	ug/L	
W-1111	10/5/21		Dibromochloromethane	<	0.5	ug/L	
W-1111	10/5/21		Tetrachloroethene		1.2	ug/L	
W-1111	10/5/21		Trichloroethene		4.2	ug/L	
W-1111	10/5/21		Trichlorofluoromethane	<	0.5	ug/L	
W-1111	10/5/21		Trichlorotrifluoroethane	<	0.5	ug/L	
W-1111	10/5/21		Vinyl chloride	<	0.5	ug/L	
W-1111	10/5/21		cis-1,2-Dichloroethene	<	0.5	ug/L	
W-1111	10/5/21		trans-1,2-Dichloroethene	<	0.5	ug/L	
W-1112	10/11/21		1,1,1-Trichloroethane	<	0.5	ug/L	
W-1112	10/11/21		1,1,2-Trichloroethane	<	0.5	ug/L	
W-1112	10/11/21		1,1-Dichloroethane	<	0.5	ug/L	
W-1112	10/11/21		1,1-Dichloroethene	<	0.5	ug/L	
W-1112	10/11/21		1,2-Dichloroethane	<	0.5	ug/L	
W-1112	10/11/21		Bromodichloromethane	<	0.5	ug/L	
W-1112	10/11/21		Bromoform	<	0.5	ug/L	
W-1112	10/11/21		Carbon tetrachloride	<	0.5	ug/L	
W-1112	10/11/21		Chloroform	<	0.5	ug/L	
W-1112	10/11/21		Dibromochloromethane	<	0.5	ug/L	
W-1112	10/11/21		Tetrachloroethene	<	0.5	ug/L	
W-1112	10/11/21		Trichloroethene		2.4	ug/L	
W-1112	10/11/21		Trichlorofluoromethane	<	0.5	ug/L	
W-1112	10/11/21		Trichlorotrifluoroethane	<	0.5	ug/L	
W-1112	10/11/21		Vinyl chloride	<	0.5	ug/L	
W-1112	10/11/21		cis-1,2-Dichloroethene	<	0.5	ug/L	
W-1112	10/11/21		trans-1,2-Dichloroethene	<	0.5	ug/L	
W-1113	6/29/21		1,1,1-Trichloroethane	<	0.5	ug/L	
W-1113	6/29/21		1,1,2-Trichloroethane	<	0.5	ug/L	
W-1113	6/29/21		1,1-Dichloroethane	<	0.5	ug/L	
W-1113	6/29/21		1,1-Dichloroethene	<	0.5	ug/L	
W-1113	6/29/21		1,2-Dichloroethane	<	0.5	ug/L	
W-1113	6/29/21		Bromodichloromethane	<	0.5	ug/L	
W-1113	6/29/21		Bromoform	<	0.5	ug/L	
W-1113	6/29/21		Carbon tetrachloride	<	0.5	ug/L	
W-1113	6/29/21		Chloroform	<	0.5	ug/L	
W-1113	6/29/21		Dibromochloromethane	<	0.5	ug/L	
W-1113	6/29/21		Tetrachloroethene	<	0.5	ug/L	
W-1113	6/29/21		Trichloroethene		2	ug/L	
W-1113	6/29/21		Trichlorofluoromethane	<	0.5	ug/L	
W-1113	6/29/21		Trichlorotrifluoroethane	<	0.5	ug/L	
W-1113	6/29/21		Vinyl chloride	<	0.5	ug/L	
W-1113	6/29/21		cis-1,2-Dichloroethene	<	0.5	ug/L	
W-1113	6/29/21		trans-1,2-Dichloroethene	<	0.5	ug/L	
W-1115	1/28/21		1,1,1-Trichloroethane	<	0.5	ug/L	
W-1115	1/28/21		1,1,2-Trichloroethane	<	0.5	ug/L	
W-1115	1/28/21		1,1-Dichloroethane	<	0.5	ug/L	
W-1115	1/28/21		1,1-Dichloroethene	<	0.5	ug/L	
W-1115	1/28/21		1,2-Dichloroethane	<	0.5	ug/L	
W-1115	1/28/21		Bromodichloromethane	<	0.5	ug/L	
W-1115	1/28/21		Bromoform	<	0.5	ug/L	
W-1115	1/28/21		Carbon tetrachloride	<	0.5	ug/L	
W-1115	1/28/21		Chloroform	<	0.5	ug/L	

Attachment 2. Table 1. Groundwater analytical data, Livermore Site, 2021.

Well	Date	Sample Type	Parameter	LOS Indicator	Result	Units	QA Flag
W-1115	1/28/21		Dibromochloromethane	<	0.5	ug/L	
W-1115	1/28/21		Tetrachloroethene	<	0.5	ug/L	
W-1115	1/28/21		Trichloroethene	<	0.5	ug/L	
W-1115	1/28/21		Trichlorofluoromethane	<	0.5	ug/L	
W-1115	1/28/21		Trichlorotrifluoroethane	<	0.5	ug/L	
W-1115	1/28/21		Vinyl chloride	<	0.5	ug/L	
W-1115	1/28/21		cis-1,2-Dichloroethene	<	0.5	ug/L	
W-1115	1/28/21		trans-1,2-Dichloroethene	<	0.5	ug/L	
W-1116	9/23/21		1,1,1-Trichloroethane	<	0.5	ug/L	
W-1116	9/23/21		1,1,2-Trichloroethane	<	0.5	ug/L	
W-1116	9/23/21		1,1-Dichloroethane	<	0.5	ug/L	
W-1116	9/23/21		1,1-Dichloroethene	<	0.5	ug/L	
W-1116	9/23/21		1,2-Dichloroethane	<	0.5	ug/L	
W-1116	9/23/21		Bromodichloromethane	<	0.5	ug/L	
W-1116	9/23/21		Bromoform	<	0.5	ug/L	
W-1116	9/23/21		Carbon tetrachloride	<	0.5	ug/L	
W-1116	9/23/21		Chloroform		0.7	ug/L	
W-1116	9/23/21		Chromium		0.022	mg/L	
W-1116	9/23/21		Dibromochloromethane	<	0.5	ug/L	
W-1116	9/23/21		Tetrachloroethene		2.1	ug/L	
W-1116	9/23/21		Trichloroethene		2.8	ug/L	
W-1116	9/23/21		Trichlorofluoromethane	<	0.5	ug/L	
W-1116	9/23/21		Trichlorotrifluoroethane		2.6	ug/L	
W-1116	9/23/21		Vinyl chloride	<	0.5	ug/L	
W-1116	9/23/21		cis-1,2-Dichloroethene	<	0.5	ug/L	
W-1116	9/23/21		trans-1,2-Dichloroethene	<	0.5	ug/L	
W-1116	11/9/21		1,1,1-Trichloroethane	<	0.5	ug/L	
W-1116	11/9/21		1,1,2-Trichloroethane	<	0.5	ug/L	
W-1116	11/9/21		1,1-Dichloroethane	<	0.5	ug/L	
W-1116	11/9/21		1,1-Dichloroethene	<	0.5	ug/L	
W-1116	11/9/21		1,2-Dichloroethane	<	0.5	ug/L	
W-1116	11/9/21		Bromodichloromethane	<	0.5	ug/L	
W-1116	11/9/21		Bromoform	<	0.5	ug/L	
W-1116	11/9/21		Carbon tetrachloride	<	0.5	ug/L	
W-1116	11/9/21		Chloroform		0.69	ug/L	
W-1116	11/9/21		Dibromochloromethane	<	0.5	ug/L	
W-1116	11/9/21		Tetrachloroethene		3	ug/L	
W-1116	11/9/21		Trichloroethene		6.3	ug/L	
W-1116	11/9/21		Trichlorofluoromethane	<	0.5	ug/L	
W-1116	11/9/21		Trichlorotrifluoroethane		2.3	ug/L	
W-1116	11/9/21		Vinyl chloride	<	0.5	ug/L	
W-1116	11/9/21		cis-1,2-Dichloroethene	<	0.5	ug/L	
W-1116	11/9/21		trans-1,2-Dichloroethene	<	0.5	ug/L	
W-1117	3/3/21		1,1,1-Trichloroethane	<	0.5	ug/L	
W-1117	3/3/21		1,1,2-Trichloroethane	<	0.5	ug/L	
W-1117	3/3/21		1,1-Dichloroethane		0.81	ug/L	
W-1117	3/3/21		1,1-Dichloroethene		26	ug/L	
W-1117	3/3/21		1,2-Dichloroethane		4.2	ug/L	
W-1117	3/3/21		Bromodichloromethane	<	0.5	ug/L	
W-1117	3/3/21		Bromoform	<	0.5	ug/L	
W-1117	3/3/21		Carbon tetrachloride		1.7	ug/L	
W-1117	3/3/21		Chloroform		23	ug/L	
W-1117	3/3/21		Dibromochloromethane	<	0.5	ug/L	
W-1117	3/3/21		Tetrachloroethene		35	ug/L	
W-1117	3/3/21		Trichloroethene		290	ug/L	D
W-1117	3/3/21		Trichlorofluoromethane	<	0.5	ug/L	
W-1117	3/3/21		Trichlorotrifluoroethane		7.5	ug/L	
W-1117	3/3/21		Vinyl chloride	<	0.5	ug/L	
W-1117	3/3/21		cis-1,2-Dichloroethene	<	0.5	ug/L	
W-1117	3/3/21		trans-1,2-Dichloroethene	<	0.5	ug/L	

Attachment 2. Table 1. Groundwater analytical data, Livermore Site, 2021.

Well	Date	Sample Type	Parameter	LOS Indicator	Result	Units	QA Flag
W-1117	4/21/21		Tritium		407	pCi/L	
W-1117	9/22/21		1,1,1-Trichloroethane	<	0.5	ug/L	
W-1117	9/22/21		1,1,2-Trichloroethane	<	0.5	ug/L	
W-1117	9/22/21		1,1-Dichloroethane		0.57	ug/L	
W-1117	9/22/21		1,1-Dichloroethene		17	ug/L	
W-1117	9/22/21		1,2-Dichloroethane		3.4	ug/L	
W-1117	9/22/21		Bromodichloromethane	<	0.5	ug/L	
W-1117	9/22/21		Bromoform	<	0.5	ug/L	
W-1117	9/22/21		Carbon tetrachloride		1.2	ug/L	
W-1117	9/22/21		Chloroform		18	ug/L	
W-1117	9/22/21		Dibromochloromethane	<	0.5	ug/L	
W-1117	9/22/21		Tetrachloroethene		25	ug/L	
W-1117	9/22/21		Trichloroethene		220	ug/L	D
W-1117	9/22/21		Trichlorofluoromethane	<	0.5	ug/L	
W-1117	9/22/21		Trichlorotrifluoroethane		4.8	ug/L	
W-1117	9/22/21		Vinyl chloride	<	0.5	ug/L	
W-1117	9/22/21		cis-1,2-Dichloroethene	<	0.5	ug/L	
W-1117	9/22/21		trans-1,2-Dichloroethene	<	0.5	ug/L	
W-1117	9/22/21	DUP	1,1,1-Trichloroethane	<	0.5	ug/L	
W-1117	9/22/21	DUP	1,1,2-Trichloroethane	<	0.5	ug/L	
W-1117	9/22/21	DUP	1,1-Dichloroethane		0.89	ug/L	
W-1117	9/22/21	DUP	1,1-Dichloroethene		32	ug/L	
W-1117	9/22/21	DUP	1,2-Dichloroethane		4	ug/L	
W-1117	9/22/21	DUP	Bromodichloromethane	<	0.5	ug/L	
W-1117	9/22/21	DUP	Bromoform	<	0.5	ug/L	
W-1117	9/22/21	DUP	Carbon tetrachloride		1.5	ug/L	
W-1117	9/22/21	DUP	Chloroform		26	ug/L	
W-1117	9/22/21	DUP	Dibromochloromethane	<	0.5	ug/L	
W-1117	9/22/21	DUP	Tetrachloroethene		47	ug/L	
W-1117	9/22/21	DUP	Trichloroethene		327	ug/L	D
W-1117	9/22/21	DUP	Trichlorofluoromethane	<	0.5	ug/L	
W-1117	9/22/21	DUP	Trichlorotrifluoroethane	<	0.5	ug/L	
W-1117	9/22/21	DUP	Vinyl chloride	<	0.5	ug/L	
W-1117	9/22/21	DUP	cis-1,2-Dichloroethene	<	0.5	ug/L	
W-1117	9/22/21	DUP	trans-1,2-Dichloroethene	<	0.5	ug/L	
W-1118	2/3/21		Tritium	<	100	pCi/L	
W-1118	5/5/21		Tritium	<	100	pCi/L	
W-1118	10/7/21		1,1,1-Trichloroethane	<	0.5	ug/L	
W-1118	10/7/21		1,1,2-Trichloroethane	<	0.5	ug/L	
W-1118	10/7/21		1,1-Dichloroethane	<	0.5	ug/L	
W-1118	10/7/21		1,1-Dichloroethene		23	ug/L	
W-1118	10/7/21		1,2-Dichloroethane	<	0.5	ug/L	
W-1118	10/7/21		Bromodichloromethane	<	0.5	ug/L	
W-1118	10/7/21		Bromoform	<	0.5	ug/L	
W-1118	10/7/21		Carbon tetrachloride	<	0.5	ug/L	
W-1118	10/7/21		Chloroform	<	0.5	ug/L	
W-1118	10/7/21		Dibromochloromethane	<	0.5	ug/L	
W-1118	10/7/21		Tetrachloroethene		3.5	ug/L	
W-1118	10/7/21		Trichloroethene		4.6	ug/L	
W-1118	10/7/21		Trichlorofluoromethane	<	0.5	ug/L	
W-1118	10/7/21		Trichlorotrifluoroethane		15	ug/L	
W-1118	10/7/21		Vinyl chloride	<	0.5	ug/L	
W-1118	10/7/21		cis-1,2-Dichloroethene	<	0.5	ug/L	
W-1118	10/7/21		trans-1,2-Dichloroethene	<	0.5	ug/L	
W-1118	10/7/21	DUP	1,1,1-Trichloroethane	<	0.5	ug/L	
W-1118	10/7/21	DUP	1,1,2-Trichloroethane	<	0.5	ug/L	
W-1118	10/7/21	DUP	1,1-Dichloroethane	<	0.5	ug/L	
W-1118	10/7/21	DUP	1,1-Dichloroethene		22	ug/L	
W-1118	10/7/21	DUP	1,2-Dichloroethane	<	0.5	ug/L	
W-1118	10/7/21	DUP	Bromodichloromethane	<	0.5	ug/L	

Attachment 2. Table 1. Groundwater analytical data, Livermore Site, 2021.

Well	Date	Sample Type	Parameter	LOS Indicator	Result	Units	QA Flag
W-1118	10/7/21	DUP	Bromoform	<	0.5	ug/L	
W-1118	10/7/21	DUP	Carbon tetrachloride	<	0.5	ug/L	
W-1118	10/7/21	DUP	Chloroform	<	0.5	ug/L	
W-1118	10/7/21	DUP	Dibromochloromethane	<	0.5	ug/L	
W-1118	10/7/21	DUP	Tetrachloroethene		3.3	ug/L	
W-1118	10/7/21	DUP	Trichloroethene		4.5	ug/L	
W-1118	10/7/21	DUP	Trichlorofluoromethane	<	0.5	ug/L	
W-1118	10/7/21	DUP	Trichlorotrifluoroethane		14	ug/L	
W-1118	10/7/21	DUP	Vinyl chloride	<	0.5	ug/L	
W-1118	10/7/21	DUP	cis-1,2-Dichloroethene	<	0.5	ug/L	
W-1118	10/7/21	DUP	trans-1,2-Dichloroethene	<	0.5	ug/L	
W-115	2/25/21		1,1,1-Trichloroethane	<	0.5	ug/L	
W-115	2/25/21		1,1,2-Trichloroethane	<	0.5	ug/L	
W-115	2/25/21		1,1-Dichloroethane	<	0.5	ug/L	
W-115	2/25/21		1,1-Dichloroethene	<	0.5	ug/L	
W-115	2/25/21		1,2-Dichloroethane	<	0.5	ug/L	
W-115	2/25/21		Bromodichloromethane	<	0.5	ug/L	
W-115	2/25/21		Bromoform	<	0.5	ug/L	
W-115	2/25/21		Carbon tetrachloride	<	0.5	ug/L	
W-115	2/25/21		Chloroform		1.2	ug/L	
W-115	2/25/21		Dibromochloromethane	<	0.5	ug/L	
W-115	2/25/21		Tetrachloroethene	<	0.5	ug/L	
W-115	2/25/21		Trichloroethene	<	0.5	ug/L	
W-115	2/25/21		Trichlorofluoromethane	<	0.5	ug/L	
W-115	2/25/21		Trichlorotrifluoroethane	<	0.5	ug/L	
W-115	2/25/21		Vinyl chloride	<	0.5	ug/L	
W-115	2/25/21		cis-1,2-Dichloroethene	<	0.5	ug/L	
W-115	2/25/21		trans-1,2-Dichloroethene	<	0.5	ug/L	
W-116	2/8/21		1,1,1-Trichloroethane	<	0.5	ug/L	
W-116	2/8/21		1,1,2-Trichloroethane	<	0.5	ug/L	
W-116	2/8/21		1,1-Dichloroethane		0.99	ug/L	
W-116	2/8/21		1,1-Dichloroethene	<	0.5	ug/L	
W-116	2/8/21		1,2-Dichloroethane	<	0.5	ug/L	
W-116	2/8/21		Bromodichloromethane	<	0.5	ug/L	
W-116	2/8/21		Bromoform	<	0.5	ug/L	
W-116	2/8/21		Carbon tetrachloride	<	0.5	ug/L	
W-116	2/8/21		Chloroform		0.91	ug/L	
W-116	2/8/21		Dibromochloromethane	<	0.5	ug/L	
W-116	2/8/21		Tetrachloroethene		220	ug/L	D
W-116	2/8/21		Trichloroethene		11	ug/L	
W-116	2/8/21		Trichlorofluoromethane	<	0.5	ug/L	
W-116	2/8/21		Trichlorotrifluoroethane	<	0.5	ug/L	
W-116	2/8/21		Vinyl chloride	<	0.5	ug/L	
W-116	2/8/21		cis-1,2-Dichloroethene		4.3	ug/L	
W-116	2/8/21		trans-1,2-Dichloroethene	<	0.5	ug/L	
W-116	2/8/21	DUP	1,1,1-Trichloroethane	<	0.5	ug/L	
W-116	2/8/21	DUP	1,1,2-Trichloroethane	<	0.5	ug/L	
W-116	2/8/21	DUP	1,1-Dichloroethane		1.2	ug/L	
W-116	2/8/21	DUP	1,1-Dichloroethene	<	0.5	ug/L	
W-116	2/8/21	DUP	1,2-Dichloroethane	<	0.5	ug/L	
W-116	2/8/21	DUP	Bromodichloromethane	<	0.5	ug/L	
W-116	2/8/21	DUP	Bromoform	<	0.5	ug/L	
W-116	2/8/21	DUP	Carbon tetrachloride	<	0.5	ug/L	
W-116	2/8/21	DUP	Chloroform		0.91	ug/L	
W-116	2/8/21	DUP	Dibromochloromethane	<	0.5	ug/L	
W-116	2/8/21	DUP	Tetrachloroethene		178	ug/L	D
W-116	2/8/21	DUP	Trichloroethene		14	ug/L	
W-116	2/8/21	DUP	Trichlorofluoromethane	<	0.5	ug/L	
W-116	2/8/21	DUP	Trichlorotrifluoroethane	<	0.5	ug/L	
W-116	2/8/21	DUP	Vinyl chloride	<	0.5	ug/L	

Attachment 2. Table 1. Groundwater analytical data, Livermore Site, 2021.

Well	Date	Sample Type	Parameter	LOS Indicator	Result	Units	QA Flag
W-116	2/8/21	DUP	cis-1,2-Dichloroethene		23	ug/L	
W-116	2/8/21	DUP	trans-1,2-Dichloroethene	<	0.5	ug/L	
W-116	10/12/21		1,1,1-Trichloroethane	<	0.5	ug/L	
W-116	10/12/21		1,1,2-Trichloroethane	<	0.5	ug/L	
W-116	10/12/21		1,1-Dichloroethane		1.4	ug/L	
W-116	10/12/21		1,1-Dichloroethene		0.52	ug/L	
W-116	10/12/21		1,2-Dichloroethane	<	0.5	ug/L	
W-116	10/12/21		Bromodichloromethane	<	0.5	ug/L	
W-116	10/12/21		Bromoform	<	0.5	ug/L	
W-116	10/12/21		Carbon tetrachloride	<	0.5	ug/L	
W-116	10/12/21		Chloroform		1	ug/L	
W-116	10/12/21		Dibromochloromethane	<	0.5	ug/L	
W-116	10/12/21		Tetrachloroethene		200	ug/L	D
W-116	10/12/21		Trichloroethene		14	ug/L	
W-116	10/12/21		Trichlorofluoromethane	<	0.5	ug/L	
W-116	10/12/21		Trichlorotrifluoroethane	<	0.5	ug/L	
W-116	10/12/21		Vinyl chloride	<	0.5	ug/L	
W-116	10/12/21		cis-1,2-Dichloroethene		12	ug/L	
W-116	10/12/21		trans-1,2-Dichloroethene	<	0.5	ug/L	
W-117	9/29/21		1,1,1-Trichloroethane	<	0.5	ug/L	
W-117	9/29/21		1,1,2-Trichloroethane	<	0.5	ug/L	
W-117	9/29/21		1,1-Dichloroethane	<	0.5	ug/L	
W-117	9/29/21		1,1-Dichloroethene	<	0.5	ug/L	
W-117	9/29/21		1,2-Dichloroethane	<	0.5	ug/L	
W-117	9/29/21		Bromodichloromethane	<	0.5	ug/L	
W-117	9/29/21		Bromoform	<	0.5	ug/L	
W-117	9/29/21		Carbon tetrachloride	<	0.5	ug/L	
W-117	9/29/21		Chloroform	<	0.5	ug/L	
W-117	9/29/21		Dibromochloromethane	<	0.5	ug/L	
W-117	9/29/21		Tetrachloroethene	<	0.5	ug/L	
W-117	9/29/21		Trichloroethene	<	0.5	ug/L	
W-117	9/29/21		Trichlorofluoromethane	<	0.5	ug/L	
W-117	9/29/21		Trichlorotrifluoroethane	<	0.5	ug/L	
W-117	9/29/21		Vinyl chloride	<	0.5	ug/L	
W-117	9/29/21		cis-1,2-Dichloroethene	<	0.5	ug/L	
W-117	9/29/21		trans-1,2-Dichloroethene	<	0.5	ug/L	
W-117	11/8/21		1,1,1-Trichloroethane	<	0.5	ug/L	
W-117	11/8/21		1,1,2-Trichloroethane	<	0.5	ug/L	
W-117	11/8/21		1,1-Dichloroethane	<	0.5	ug/L	
W-117	11/8/21		1,1-Dichloroethene	<	0.5	ug/L	
W-117	11/8/21		1,2-Dichloroethane	<	0.5	ug/L	
W-117	11/8/21		Bromodichloromethane	<	0.5	ug/L	
W-117	11/8/21		Bromoform	<	0.5	ug/L	
W-117	11/8/21		Carbon tetrachloride	<	0.5	ug/L	
W-117	11/8/21		Chloroform	<	0.5	ug/L	
W-117	11/8/21		Dibromochloromethane	<	0.5	ug/L	
W-117	11/8/21		Tetrachloroethene	<	0.5	ug/L	
W-117	11/8/21		Trichloroethene	<	0.5	ug/L	
W-117	11/8/21		Trichlorofluoromethane	<	0.5	ug/L	
W-117	11/8/21		Trichlorotrifluoroethane	<	0.5	ug/L	
W-117	11/8/21		Vinyl chloride	<	0.5	ug/L	
W-117	11/8/21		cis-1,2-Dichloroethene	<	0.5	ug/L	
W-117	11/8/21		trans-1,2-Dichloroethene	<	0.5	ug/L	
W-118	8/16/21		1,1,1-Trichloroethane	<	0.5	ug/L	
W-118	8/16/21		1,1,2-Trichloroethane	<	0.5	ug/L	
W-118	8/16/21		1,1-Dichloroethane	<	0.5	ug/L	
W-118	8/16/21		1,1-Dichloroethene	<	0.5	ug/L	
W-118	8/16/21		1,2-Dichloroethane	<	0.5	ug/L	
W-118	8/16/21		Bromodichloromethane	<	0.5	ug/L	
W-118	8/16/21		Bromoform	<	0.5	ug/L	

Attachment 2. Table 1. Groundwater analytical data, Livermore Site, 2021.

Well	Date	Sample Type	Parameter	LOS Indicator	Result	Units	QA Flag
W-118	8/16/21		Carbon tetrachloride	<	0.5	ug/L	
W-118	8/16/21		Chloroform	<	0.5	ug/L	
W-118	8/16/21		Dibromochloromethane	<	0.5	ug/L	
W-118	8/16/21		Tetrachloroethene		3.4	ug/L	
W-118	8/16/21		Trichloroethene	<	0.5	ug/L	
W-118	8/16/21		Trichlorofluoromethane	<	0.5	ug/L	
W-118	8/16/21		Trichlorotrifluoroethane	<	0.5	ug/L	
W-118	8/16/21		Vinyl chloride	<	0.5	ug/L	
W-118	8/16/21		cis-1,2-Dichloroethene	<	0.5	ug/L	
W-118	8/16/21		trans-1,2-Dichloroethene	<	0.5	ug/L	
W-119	2/8/21		Lead	<	0.05	mg/L	
W-119	2/8/21		Tritium	<	100	pCi/L	
W-119	9/13/21		1,1,1-Trichloroethane	<	0.5	ug/L	
W-119	9/13/21		1,1,2-Trichloroethane	<	0.5	ug/L	
W-119	9/13/21		1,1-Dichloroethane	<	0.5	ug/L	
W-119	9/13/21		1,1-Dichloroethene	<	0.5	ug/L	
W-119	9/13/21		1,2-Dichloroethane	<	0.5	ug/L	
W-119	9/13/21		Bromodichloromethane	<	0.5	ug/L	
W-119	9/13/21		Bromoform	<	0.5	ug/L	
W-119	9/13/21		Carbon tetrachloride	<	0.5	ug/L	
W-119	9/13/21		Chloroform		0.77	ug/L	
W-119	9/13/21		Dibromochloromethane	<	0.5	ug/L	
W-119	9/13/21		Tetrachloroethene	<	0.5	ug/L	
W-119	9/13/21		Trichloroethene		0.98	ug/L	
W-119	9/13/21		Trichlorofluoromethane		1.6	ug/L	
W-119	9/13/21		Trichlorotrifluoroethane	<	0.5	ug/L	
W-119	9/13/21		Vinyl chloride	<	0.5	ug/L	
W-119	9/13/21		cis-1,2-Dichloroethene	<	0.5	ug/L	
W-119	9/13/21		trans-1,2-Dichloroethene	<	0.5	ug/L	
W-120	11/30/21		1,1,1-Trichloroethane	<	0.5	ug/L	
W-120	11/30/21		1,1,2-Trichloroethane	<	0.5	ug/L	
W-120	11/30/21		1,1-Dichloroethane	<	0.5	ug/L	
W-120	11/30/21		1,1-Dichloroethene	<	0.5	ug/L	
W-120	11/30/21		1,2-Dichloroethane	<	0.5	ug/L	
W-120	11/30/21		Bromodichloromethane	<	0.5	ug/L	
W-120	11/30/21		Bromoform	<	0.5	ug/L	
W-120	11/30/21		Carbon tetrachloride	<	0.5	ug/L	
W-120	11/30/21		Chloroform	<	0.5	ug/L	
W-120	11/30/21		Dibromochloromethane	<	0.5	ug/L	
W-120	11/30/21		Tetrachloroethene	<	0.5	ug/L	
W-120	11/30/21		Trichloroethene	<	0.5	ug/L	
W-120	11/30/21		Trichlorofluoromethane	<	0.5	ug/L	
W-120	11/30/21		Trichlorotrifluoroethane	<	0.5	ug/L	
W-120	11/30/21		Vinyl chloride	<	0.5	ug/L	
W-120	11/30/21		cis-1,2-Dichloroethene	<	0.5	ug/L	
W-120	11/30/21		trans-1,2-Dichloroethene	<	0.5	ug/L	
W-1201	2/8/21		1,1,1-Trichloroethane	<	0.5	ug/L	
W-1201	2/8/21		1,1,2-Trichloroethane	<	0.5	ug/L	
W-1201	2/8/21		1,1-Dichloroethane	<	0.5	ug/L	
W-1201	2/8/21		1,1-Dichloroethene		3.4	ug/L	
W-1201	2/8/21		1,2-Dichloroethane	<	0.5	ug/L	
W-1201	2/8/21		Bromodichloromethane	<	0.5	ug/L	
W-1201	2/8/21		Bromoform	<	0.5	ug/L	
W-1201	2/8/21		Carbon tetrachloride		0.55	ug/L	
W-1201	2/8/21		Chloroform		1.8	ug/L	
W-1201	2/8/21		Dibromochloromethane	<	0.5	ug/L	
W-1201	2/8/21		Tetrachloroethene		28	ug/L	
W-1201	2/8/21		Trichloroethene		220	ug/L	D
W-1201	2/8/21		Trichlorofluoromethane	<	0.5	ug/L	
W-1201	2/8/21		Trichlorotrifluoroethane		17	ug/L	

Attachment 2. Table 1. Groundwater analytical data, Livermore Site, 2021.

Well	Date	Sample Type	Parameter	LOS Indicator	Result	Units	QA Flag
W-1201	2/8/21		Vinyl chloride	<	0.5	ug/L	
W-1201	2/8/21		cis-1,2-Dichloroethene	<	0.5	ug/L	
W-1201	2/8/21		trans-1,2-Dichloroethene	<	0.5	ug/L	
W-1201	5/3/21		1,1,1-Trichloroethane	<	0.5	ug/L	
W-1201	5/3/21		1,1,2-Trichloroethane	<	0.5	ug/L	
W-1201	5/3/21		1,1-Dichloroethane	<	0.5	ug/L	
W-1201	5/3/21		1,1-Dichloroethene		2.8	ug/L	
W-1201	5/3/21		1,2-Dichloroethane	<	0.5	ug/L	
W-1201	5/3/21		Bromodichloromethane	<	0.5	ug/L	
W-1201	5/3/21		Bromoform	<	0.5	ug/L	
W-1201	5/3/21		Carbon tetrachloride		0.57	ug/L	
W-1201	5/3/21		Chloroform		1.5	ug/L	
W-1201	5/3/21		Dibromochloromethane	<	0.5	ug/L	
W-1201	5/3/21		Tetrachloroethene		19	ug/L	
W-1201	5/3/21		Trichloroethene		210	ug/L	D
W-1201	5/3/21		Trichlorofluoromethane	<	0.5	ug/L	
W-1201	5/3/21		Trichlorotrifluoroethane		11	ug/L	
W-1201	5/3/21		Vinyl chloride	<	0.5	ug/L	
W-1201	5/3/21		cis-1,2-Dichloroethene	<	0.5	ug/L	
W-1201	5/3/21		trans-1,2-Dichloroethene	<	0.5	ug/L	
W-1201	5/3/21	DUP	1,1,1-Trichloroethane	<	0.5	ug/L	
W-1201	5/3/21	DUP	1,1,2-Trichloroethane	<	0.5	ug/L	
W-1201	5/3/21	DUP	1,1-Dichloroethane	<	0.5	ug/L	
W-1201	5/3/21	DUP	1,1-Dichloroethene		3.6	ug/L	
W-1201	5/3/21	DUP	1,2-Dichloroethane	<	0.5	ug/L	
W-1201	5/3/21	DUP	Bromodichloromethane	<	0.5	ug/L	
W-1201	5/3/21	DUP	Bromoform	<	0.5	ug/L	
W-1201	5/3/21	DUP	Carbon tetrachloride		0.86	ug/L	
W-1201	5/3/21	DUP	Chloroform		2.1	ug/L	
W-1201	5/3/21	DUP	Dibromochloromethane	<	0.5	ug/L	
W-1201	5/3/21	DUP	Tetrachloroethene		21	ug/L	
W-1201	5/3/21	DUP	Trichloroethene		220	ug/L	D
W-1201	5/3/21	DUP	Trichlorofluoromethane	<	0.5	ug/L	
W-1201	5/3/21	DUP	Trichlorotrifluoroethane		11	ug/L	
W-1201	5/3/21	DUP	Vinyl chloride	<	0.5	ug/L	
W-1201	5/3/21	DUP	cis-1,2-Dichloroethene		0.69	ug/L	
W-1201	5/3/21	DUP	trans-1,2-Dichloroethene	<	0.5	ug/L	
W-1201	10/18/21		1,1,1-Trichloroethane	<	0.5	ug/L	
W-1201	10/18/21		1,1,2-Trichloroethane	<	0.5	ug/L	
W-1201	10/18/21		1,1-Dichloroethane	<	0.5	ug/L	
W-1201	10/18/21		1,1-Dichloroethene		0.98	ug/L	
W-1201	10/18/21		1,2-Dichloroethane	<	0.5	ug/L	
W-1201	10/18/21		Bromodichloromethane	<	0.5	ug/L	
W-1201	10/18/21		Bromoform	<	0.5	ug/L	
W-1201	10/18/21		Carbon tetrachloride	<	0.5	ug/L	
W-1201	10/18/21		Chloroform		0.7	ug/L	
W-1201	10/18/21		Dibromochloromethane	<	0.5	ug/L	
W-1201	10/18/21		Tetrachloroethene		7	ug/L	
W-1201	10/18/21		Trichloroethene		82	ug/L	
W-1201	10/18/21		Trichlorofluoromethane	<	0.5	ug/L	
W-1201	10/18/21		Trichlorotrifluoroethane		3.2	ug/L	
W-1201	10/18/21		Vinyl chloride	<	0.5	ug/L	
W-1201	10/18/21		cis-1,2-Dichloroethene	<	0.5	ug/L	
W-1201	10/18/21		trans-1,2-Dichloroethene	<	0.5	ug/L	
W-1201	10/18/21	DUP	1,1,1-Trichloroethane	<	0.5	ug/L	O
W-1201	10/18/21	DUP	1,1,2-Trichloroethane	<	0.5	ug/L	
W-1201	10/18/21	DUP	1,1-Dichloroethane	<	0.5	ug/L	
W-1201	10/18/21	DUP	1,1-Dichloroethene	<	0.5	ug/L	O
W-1201	10/18/21	DUP	1,2-Dichloroethane	<	0.5	ug/L	O
W-1201	10/18/21	DUP	Bromodichloromethane	<	0.5	ug/L	

Attachment 2. Table 1. Groundwater analytical data, Livermore Site, 2021.

Well	Date	Sample Type	Parameter	LOS Indicator	Result	Units	QA Flag
W-1201	10/18/21	DUP	Bromoform	<	0.5	ug/L	
W-1201	10/18/21	DUP	Carbon tetrachloride	<	0.5	ug/L	
W-1201	10/18/21	DUP	Chloroform	<	0.5	ug/L	
W-1201	10/18/21	DUP	Dibromochloromethane	<	0.5	ug/L	
W-1201	10/18/21	DUP	Tetrachloroethene		4.3	ug/L	
W-1201	10/18/21	DUP	Trichloroethene		54	ug/L	
W-1201	10/18/21	DUP	Trichlorofluoromethane	<	0.5	ug/L	
W-1201	10/18/21	DUP	Trichlorotrifluoroethane		1.2	ug/L	
W-1201	10/18/21	DUP	Vinyl chloride	<	0.5	ug/L	
W-1201	10/18/21	DUP	cis-1,2-Dichloroethene	<	0.5	ug/L	O
W-1201	10/18/21	DUP	trans-1,2-Dichloroethene	<	0.5	ug/L	
W-1201	10/18/21		Tritium	<	100	pCi/L	
W-1202	3/16/21		1,1,1-Trichloroethane	<	0.5	ug/L	
W-1202	3/16/21		1,1,2-Trichloroethane	<	0.5	ug/L	
W-1202	3/16/21		1,1-Dichloroethane	<	0.5	ug/L	
W-1202	3/16/21		1,1-Dichloroethene		1.4	ug/L	
W-1202	3/16/21		1,2-Dichloroethane	<	0.5	ug/L	
W-1202	3/16/21		Bromodichloromethane	<	0.5	ug/L	
W-1202	3/16/21		Bromoform	<	0.5	ug/L	
W-1202	3/16/21		Carbon tetrachloride	<	0.5	ug/L	
W-1202	3/16/21		Chloroform	<	0.5	ug/L	
W-1202	3/16/21		Dibromochloromethane	<	0.5	ug/L	
W-1202	3/16/21		Tetrachloroethene		5.2	ug/L	
W-1202	3/16/21		Trichloroethene		44	ug/L	
W-1202	3/16/21		Trichlorofluoromethane	<	0.5	ug/L	
W-1202	3/16/21		Trichlorotrifluoroethane	<	0.5	ug/L	
W-1202	3/16/21		Vinyl chloride	<	0.5	ug/L	
W-1202	3/16/21		cis-1,2-Dichloroethene	<	0.5	ug/L	
W-1202	3/16/21		trans-1,2-Dichloroethene	<	0.5	ug/L	
W-1202	3/16/21	DUP	1,1,1-Trichloroethane	<	0.5	ug/L	
W-1202	3/16/21	DUP	1,1,2-Trichloroethane	<	0.5	ug/L	
W-1202	3/16/21	DUP	1,1-Dichloroethane	<	0.5	ug/L	
W-1202	3/16/21	DUP	1,1-Dichloroethene		1.4	ug/L	
W-1202	3/16/21	DUP	1,2-Dichloroethane	<	0.5	ug/L	
W-1202	3/16/21	DUP	Bromodichloromethane	<	0.5	ug/L	
W-1202	3/16/21	DUP	Bromoform	<	0.5	ug/L	
W-1202	3/16/21	DUP	Carbon tetrachloride	<	0.5	ug/L	
W-1202	3/16/21	DUP	Chloroform	<	0.5	ug/L	
W-1202	3/16/21	DUP	Dibromochloromethane	<	0.5	ug/L	
W-1202	3/16/21	DUP	Tetrachloroethene		4.4	ug/L	
W-1202	3/16/21	DUP	Trichloroethene		46	ug/L	
W-1202	3/16/21	DUP	Trichlorofluoromethane	<	0.5	ug/L	
W-1202	3/16/21	DUP	Trichlorotrifluoroethane	<	0.5	ug/L	
W-1202	3/16/21	DUP	Vinyl chloride	<	0.5	ug/L	
W-1202	3/16/21	DUP	cis-1,2-Dichloroethene	<	0.5	ug/L	
W-1202	3/16/21	DUP	trans-1,2-Dichloroethene	<	0.5	ug/L	
W-1202	3/16/21	DUP	1,1,1-Trichloroethane	<	0.5	ug/L	
W-1202	3/16/21	DUP	1,1,2-Trichloroethane	<	0.5	ug/L	
W-1202	3/16/21	DUP	1,1-Dichloroethane	<	0.5	ug/L	
W-1202	3/16/21	DUP	1,1-Dichloroethene		1.6	ug/L	
W-1202	3/16/21	DUP	1,2-Dichloroethane	<	0.5	ug/L	
W-1202	3/16/21	DUP	Bromodichloromethane	<	0.5	ug/L	
W-1202	3/16/21	DUP	Bromoform	<	0.5	ug/L	
W-1202	3/16/21	DUP	Carbon tetrachloride	<	0.5	ug/L	
W-1202	3/16/21	DUP	Chloroform	<	0.5	ug/L	
W-1202	3/16/21	DUP	Dibromochloromethane	<	0.5	ug/L	
W-1202	3/16/21	DUP	Tetrachloroethene		5.8	ug/L	
W-1202	3/16/21	DUP	Trichloroethene		48	ug/L	
W-1202	3/16/21	DUP	Trichlorofluoromethane	<	0.5	ug/L	
W-1202	3/16/21	DUP	Trichlorotrifluoroethane	<	0.5	ug/L	

Attachment 2. Table 1. Groundwater analytical data, Livermore Site, 2021.

Well	Date	Sample Type	Parameter	LOS Indicator	Result	Units	QA Flag
W-1202	3/16/21	DUP	Vinyl chloride	<	0.5	ug/L	
W-1202	3/16/21	DUP	cis-1,2-Dichloroethene	<	0.5	ug/L	
W-1202	3/16/21	DUP	trans-1,2-Dichloroethene	<	0.5	ug/L	
W-1202	9/22/21		1,1,1-Trichloroethane	<	0.5	ug/L	
W-1202	9/22/21		1,1,2-Trichloroethane	<	0.5	ug/L	
W-1202	9/22/21		1,1-Dichloroethane	<	0.5	ug/L	
W-1202	9/22/21		1,1-Dichloroethene		1.6	ug/L	
W-1202	9/22/21		1,2-Dichloroethane	<	0.5	ug/L	
W-1202	9/22/21		Bromodichloromethane	<	0.5	ug/L	
W-1202	9/22/21		Bromoform	<	0.5	ug/L	
W-1202	9/22/21		Carbon tetrachloride	<	0.5	ug/L	
W-1202	9/22/21		Chloroform		0.51	ug/L	
W-1202	9/22/21		Dibromochloromethane	<	0.5	ug/L	
W-1202	9/22/21		Tetrachloroethene		6.8	ug/L	
W-1202	9/22/21		Trichloroethene		56	ug/L	
W-1202	9/22/21		Trichlorofluoromethane	<	0.5	ug/L	
W-1202	9/22/21		Trichlorotrifluoroethane	<	0.5	ug/L	
W-1202	9/22/21		Vinyl chloride	<	0.5	ug/L	
W-1202	9/22/21		cis-1,2-Dichloroethene	<	0.5	ug/L	
W-1202	9/22/21		trans-1,2-Dichloroethene	<	0.5	ug/L	
W-1202	9/22/21	DUP	1,1,1-Trichloroethane	<	0.5	ug/L	
W-1202	9/22/21	DUP	1,1,2-Trichloroethane	<	0.5	ug/L	
W-1202	9/22/21	DUP	1,1-Dichloroethane	<	0.5	ug/L	
W-1202	9/22/21	DUP	1,1-Dichloroethene		1.6	ug/L	
W-1202	9/22/21	DUP	1,2-Dichloroethane	<	0.5	ug/L	
W-1202	9/22/21	DUP	Bromodichloromethane	<	0.5	ug/L	
W-1202	9/22/21	DUP	Bromoform	<	0.5	ug/L	
W-1202	9/22/21	DUP	Carbon tetrachloride	<	0.5	ug/L	
W-1202	9/22/21	DUP	Chloroform		0.5	ug/L	
W-1202	9/22/21	DUP	Dibromochloromethane	<	0.5	ug/L	
W-1202	9/22/21	DUP	Tetrachloroethene		6.5	ug/L	
W-1202	9/22/21	DUP	Trichloroethene		53	ug/L	
W-1202	9/22/21	DUP	Trichlorofluoromethane	<	0.5	ug/L	
W-1202	9/22/21	DUP	Trichlorotrifluoroethane	<	0.5	ug/L	
W-1202	9/22/21	DUP	Vinyl chloride	<	0.5	ug/L	
W-1202	9/22/21	DUP	cis-1,2-Dichloroethene	<	0.5	ug/L	
W-1202	9/22/21	DUP	trans-1,2-Dichloroethene	<	0.5	ug/L	
W-1202	10/7/21		1,1,1-Trichloroethane	<	0.5	ug/L	
W-1202	10/7/21		1,1,2-Trichloroethane	<	0.5	ug/L	
W-1202	10/7/21		1,1-Dichloroethane	<	0.5	ug/L	
W-1202	10/7/21		1,1-Dichloroethene		1.6	ug/L	
W-1202	10/7/21		1,2-Dichloroethane	<	0.5	ug/L	
W-1202	10/7/21		Bromodichloromethane	<	0.5	ug/L	
W-1202	10/7/21		Bromoform	<	0.5	ug/L	
W-1202	10/7/21		Carbon tetrachloride	<	0.5	ug/L	
W-1202	10/7/21		Chloroform	<	0.5	ug/L	
W-1202	10/7/21		Dibromochloromethane	<	0.5	ug/L	
W-1202	10/7/21		Tetrachloroethene		5.9	ug/L	
W-1202	10/7/21		Trichloroethene		50	ug/L	
W-1202	10/7/21		Trichlorofluoromethane	<	0.5	ug/L	
W-1202	10/7/21		Trichlorotrifluoroethane	<	0.5	ug/L	
W-1202	10/7/21		Vinyl chloride	<	0.5	ug/L	
W-1202	10/7/21		cis-1,2-Dichloroethene	<	0.5	ug/L	
W-1202	10/7/21		trans-1,2-Dichloroethene	<	0.5	ug/L	
W-1203	1/26/21		1,1,1-Trichloroethane	<	0.5	ug/L	
W-1203	1/26/21		1,1,2-Trichloroethane	<	0.5	ug/L	
W-1203	1/26/21		1,1-Dichloroethane	<	0.5	ug/L	
W-1203	1/26/21		1,1-Dichloroethene		0.94	ug/L	
W-1203	1/26/21		1,2-Dichloroethane	<	0.5	ug/L	
W-1203	1/26/21		Bromodichloromethane	<	0.5	ug/L	

Attachment 2. Table 1. Groundwater analytical data, Livermore Site, 2021.

Well	Date	Sample Type	Parameter	LOS Indicator	Result	Units	QA Flag
W-1203	1/26/21		Bromoform	<	0.5	ug/L	
W-1203	1/26/21		Carbon tetrachloride		1.2	ug/L	
W-1203	1/26/21		Chloroform		0.62	ug/L	
W-1203	1/26/21		Dibromochloromethane	<	0.5	ug/L	
W-1203	1/26/21		Tetrachloroethene		0.67	ug/L	
W-1203	1/26/21		Trichloroethene		100	ug/L	
W-1203	1/26/21		Trichlorofluoromethane	<	0.5	ug/L	
W-1203	1/26/21		Trichlorotrifluoroethane		3.2	ug/L	
W-1203	1/26/21		Vinyl chloride	<	0.5	ug/L	
W-1203	1/26/21		cis-1,2-Dichloroethene	<	0.5	ug/L	
W-1203	1/26/21		trans-1,2-Dichloroethene	<	0.5	ug/L	
W-1204	9/14/21		1,1,1-Trichloroethane	<	0.5	ug/L	
W-1204	9/14/21		1,1,2-Trichloroethane	<	0.5	ug/L	
W-1204	9/14/21		1,1-Dichloroethane	<	0.5	ug/L	
W-1204	9/14/21		1,1-Dichloroethene		5.9	ug/L	
W-1204	9/14/21		1,2-Dichloroethane	<	0.5	ug/L	
W-1204	9/14/21		Bromodichloromethane	<	0.5	ug/L	
W-1204	9/14/21		Bromoform	<	0.5	ug/L	
W-1204	9/14/21		Carbon tetrachloride	<	0.5	ug/L	
W-1204	9/14/21		Chloroform	<	0.5	ug/L	
W-1204	9/14/21		Dibromochloromethane	<	0.5	ug/L	
W-1204	9/14/21		Tetrachloroethene		3.1	ug/L	
W-1204	9/14/21		Trichloroethene		16	ug/L	
W-1204	9/14/21		Trichlorofluoromethane	<	0.5	ug/L	
W-1204	9/14/21		Trichlorotrifluoroethane		1.3	ug/L	
W-1204	9/14/21		Vinyl chloride	<	0.5	ug/L	
W-1204	9/14/21		cis-1,2-Dichloroethene	<	0.5	ug/L	
W-1204	9/14/21		trans-1,2-Dichloroethene	<	0.5	ug/L	
W-1204	9/14/21		Tritium	<	100	pCi/L	
W-1205	9/13/21		1,1,1-Trichloroethane	<	0.5	ug/L	
W-1205	9/13/21		1,1,2-Trichloroethane	<	0.5	ug/L	
W-1205	9/13/21		1,1-Dichloroethane	<	0.5	ug/L	
W-1205	9/13/21		1,1-Dichloroethene	<	0.5	ug/L	
W-1205	9/13/21		1,2-Dichloroethane	<	0.5	ug/L	
W-1205	9/13/21		Bromodichloromethane	<	0.5	ug/L	
W-1205	9/13/21		Bromoform	<	0.5	ug/L	
W-1205	9/13/21		Carbon tetrachloride	<	0.5	ug/L	
W-1205	9/13/21		Chloroform		0.67	ug/L	
W-1205	9/13/21		Dibromochloromethane	<	0.5	ug/L	
W-1205	9/13/21		Tetrachloroethene	<	0.5	ug/L	
W-1205	9/13/21		Trichloroethene		3.1	ug/L	
W-1205	9/13/21		Trichlorofluoromethane		1	ug/L	
W-1205	9/13/21		Trichlorotrifluoroethane	<	0.5	ug/L	
W-1205	9/13/21		Vinyl chloride	<	0.5	ug/L	
W-1205	9/13/21		cis-1,2-Dichloroethene	<	0.5	ug/L	
W-1205	9/13/21		trans-1,2-Dichloroethene	<	0.5	ug/L	
W-1206	1/12/21		1,1,1-Trichloroethane	<	0.5	ug/L	
W-1206	1/12/21		1,1,2-Trichloroethane	<	0.5	ug/L	
W-1206	1/12/21		1,1-Dichloroethane	<	0.5	ug/L	
W-1206	1/12/21		1,1-Dichloroethene	<	0.5	ug/L	
W-1206	1/12/21		1,2-Dichloroethane	<	0.5	ug/L	
W-1206	1/12/21		Bromodichloromethane	<	0.5	ug/L	
W-1206	1/12/21		Bromoform	<	0.5	ug/L	
W-1206	1/12/21		Carbon tetrachloride	<	0.5	ug/L	
W-1206	1/12/21		Chloroform		1.4	ug/L	
W-1206	1/12/21		Dibromochloromethane	<	0.5	ug/L	
W-1206	1/12/21		Tetrachloroethene	<	0.5	ug/L	
W-1206	1/12/21		Trichloroethene		11	ug/L	
W-1206	1/12/21		Trichlorofluoromethane	<	0.5	ug/L	
W-1206	1/12/21		Trichlorotrifluoroethane	<	0.5	ug/L	

Attachment 2. Table 1. Groundwater analytical data, Livermore Site, 2021.

Well	Date	Sample Type	Parameter	LOS Indicator	Result	Units	QA Flag
W-1206	1/12/21		Vinyl chloride	<	0.5	ug/L	
W-1206	1/12/21		cis-1,2-Dichloroethene	<	0.5	ug/L	
W-1206	1/12/21		trans-1,2-Dichloroethene	<	0.5	ug/L	
W-1206	4/8/21		1,1,1-Trichloroethane	<	0.5	ug/L	
W-1206	4/8/21		1,1,2-Trichloroethane	<	0.5	ug/L	
W-1206	4/8/21		1,1-Dichloroethane	<	0.5	ug/L	
W-1206	4/8/21		1,1-Dichloroethene	<	0.5	ug/L	
W-1206	4/8/21		1,2-Dichloroethane	<	0.5	ug/L	
W-1206	4/8/21		Bromodichloromethane	<	0.5	ug/L	
W-1206	4/8/21		Bromoform	<	0.5	ug/L	
W-1206	4/8/21		Carbon tetrachloride		0.52	ug/L	
W-1206	4/8/21		Chloroform		1.5	ug/L	
W-1206	4/8/21		Dibromochloromethane	<	0.5	ug/L	
W-1206	4/8/21		Tetrachloroethene	<	0.5	ug/L	
W-1206	4/8/21		Trichloroethene		11	ug/L	
W-1206	4/8/21		Trichlorofluoromethane	<	0.5	ug/L	
W-1206	4/8/21		Trichlorotrifluoroethane	<	0.5	ug/L	
W-1206	4/8/21		Vinyl chloride	<	0.5	ug/L	
W-1206	4/8/21		cis-1,2-Dichloroethene	<	0.5	ug/L	
W-1206	4/8/21		trans-1,2-Dichloroethene	<	0.5	ug/L	
W-1206	7/13/21		1,1,1-Trichloroethane	<	0.5	ug/L	
W-1206	7/13/21		1,1,2-Trichloroethane	<	0.5	ug/L	
W-1206	7/13/21		1,1-Dichloroethane	<	0.5	ug/L	
W-1206	7/13/21		1,1-Dichloroethene	<	0.5	ug/L	
W-1206	7/13/21		1,2-Dichloroethane	<	0.5	ug/L	
W-1206	7/13/21		Bromodichloromethane	<	0.5	ug/L	
W-1206	7/13/21		Bromoform	<	0.5	ug/L	
W-1206	7/13/21		Carbon tetrachloride		0.5	ug/L	
W-1206	7/13/21		Chloroform		1.4	ug/L	
W-1206	7/13/21		Dibromochloromethane	<	0.5	ug/L	
W-1206	7/13/21		Tetrachloroethene	<	0.5	ug/L	
W-1206	7/13/21		Trichloroethene		10	ug/L	
W-1206	7/13/21		Trichlorofluoromethane	<	0.5	ug/L	
W-1206	7/13/21		Trichlorotrifluoroethane	<	0.5	ug/L	
W-1206	7/13/21		Vinyl chloride	<	0.5	ug/L	
W-1206	7/13/21		cis-1,2-Dichloroethene	<	0.5	ug/L	
W-1206	7/13/21		trans-1,2-Dichloroethene	<	0.5	ug/L	
W-1206	10/5/21		1,1,1-Trichloroethane	<	0.5	ug/L	
W-1206	10/5/21		1,1,2-Trichloroethane	<	0.5	ug/L	
W-1206	10/5/21		1,1-Dichloroethane	<	0.5	ug/L	
W-1206	10/5/21		1,1-Dichloroethene	<	0.5	ug/L	
W-1206	10/5/21		1,2-Dichloroethane	<	0.5	ug/L	
W-1206	10/5/21		Bromodichloromethane	<	0.5	ug/L	
W-1206	10/5/21		Bromoform	<	0.5	ug/L	
W-1206	10/5/21		Carbon tetrachloride	<	0.5	ug/L	
W-1206	10/5/21		Chloroform		1.5	ug/L	
W-1206	10/5/21		Dibromochloromethane	<	0.5	ug/L	
W-1206	10/5/21		Tetrachloroethene	<	0.5	ug/L	
W-1206	10/5/21		Trichloroethene		9.8	ug/L	
W-1206	10/5/21		Trichlorofluoromethane	<	0.5	ug/L	
W-1206	10/5/21		Trichlorotrifluoroethane	<	0.5	ug/L	
W-1206	10/5/21		Vinyl chloride	<	0.5	ug/L	
W-1206	10/5/21		cis-1,2-Dichloroethene	<	0.5	ug/L	
W-1206	10/5/21		trans-1,2-Dichloroethene	<	0.5	ug/L	
W-1207	1/26/21		1,1,1-Trichloroethane	<	0.5	ug/L	
W-1207	1/26/21		1,1,2-Trichloroethane	<	0.5	ug/L	
W-1207	1/26/21		1,1-Dichloroethane	<	0.5	ug/L	
W-1207	1/26/21		1,1-Dichloroethene	<	0.5	ug/L	
W-1207	1/26/21		1,2-Dichloroethane	<	0.5	ug/L	
W-1207	1/26/21		Bromodichloromethane	<	0.5	ug/L	

Attachment 2. Table 1. Groundwater analytical data, Livermore Site, 2021.

Well	Date	Sample Type	Parameter	LOS Indicator	Result	Units	QA Flag
W-1207	1/26/21		Bromoform	<	0.5	ug/L	
W-1207	1/26/21		Carbon tetrachloride	<	0.5	ug/L	
W-1207	1/26/21		Chloroform	<	0.5	ug/L	
W-1207	1/26/21		Dibromochloromethane	<	0.5	ug/L	
W-1207	1/26/21		Tetrachloroethene	<	0.5	ug/L	
W-1207	1/26/21		Trichloroethene		3.9	ug/L	
W-1207	1/26/21		Trichlorofluoromethane	<	0.5	ug/L	
W-1207	1/26/21		Trichlorotrifluoroethane	<	0.5	ug/L	
W-1207	1/26/21		Vinyl chloride	<	0.5	ug/L	
W-1207	1/26/21		cis-1,2-Dichloroethene	<	0.5	ug/L	
W-1207	1/26/21		trans-1,2-Dichloroethene	<	0.5	ug/L	
W-1207	1/27/21		Lead	<	0.05	mg/L	
W-1207	1/27/21		Tritium	<	100	pCi/L	
W-1208	1/12/21		1,1,1-Trichloroethane	<	0.5	ug/L	
W-1208	1/12/21		1,1,2-Trichloroethane	<	0.5	ug/L	
W-1208	1/12/21		1,1-Dichloroethane	<	0.5	ug/L	
W-1208	1/12/21		1,1-Dichloroethene	<	0.5	ug/L	
W-1208	1/12/21		1,2-Dichloroethane	<	0.5	ug/L	
W-1208	1/12/21		Bromodichloromethane	<	0.5	ug/L	
W-1208	1/12/21		Bromoform	<	0.5	ug/L	
W-1208	1/12/21		Carbon tetrachloride		1.1	ug/L	
W-1208	1/12/21		Chloroform		1.9	ug/L	
W-1208	1/12/21		Dibromochloromethane	<	0.5	ug/L	
W-1208	1/12/21		Tetrachloroethene		0.62	ug/L	
W-1208	1/12/21		Trichloroethene		25	ug/L	
W-1208	1/12/21		Trichlorofluoromethane		8.8	ug/L	
W-1208	1/12/21		Trichlorotrifluoroethane	<	0.5	ug/L	
W-1208	1/12/21		Vinyl chloride	<	0.5	ug/L	
W-1208	1/12/21		cis-1,2-Dichloroethene	<	0.5	ug/L	
W-1208	1/12/21		trans-1,2-Dichloroethene	<	0.5	ug/L	
W-1208	4/8/21		1,1,1-Trichloroethane	<	0.5	ug/L	
W-1208	4/8/21		1,1,2-Trichloroethane	<	0.5	ug/L	
W-1208	4/8/21		1,1-Dichloroethane	<	0.5	ug/L	
W-1208	4/8/21		1,1-Dichloroethene	<	0.5	ug/L	
W-1208	4/8/21		1,2-Dichloroethane	<	0.5	ug/L	
W-1208	4/8/21		Bromodichloromethane	<	0.5	ug/L	
W-1208	4/8/21		Bromoform	<	0.5	ug/L	
W-1208	4/8/21		Carbon tetrachloride		1.1	ug/L	
W-1208	4/8/21		Chloroform		2	ug/L	
W-1208	4/8/21		Dibromochloromethane	<	0.5	ug/L	
W-1208	4/8/21		Tetrachloroethene		0.55	ug/L	
W-1208	4/8/21		Trichloroethene		24	ug/L	
W-1208	4/8/21		Trichlorofluoromethane		9.1	ug/L	
W-1208	4/8/21		Trichlorotrifluoroethane	<	0.5	ug/L	
W-1208	4/8/21		Vinyl chloride	<	0.5	ug/L	
W-1208	4/8/21		cis-1,2-Dichloroethene	<	0.5	ug/L	
W-1208	4/8/21		trans-1,2-Dichloroethene	<	0.5	ug/L	
W-1208	7/13/21		1,1,1-Trichloroethane	<	0.5	ug/L	
W-1208	7/13/21		1,1,2-Trichloroethane	<	0.5	ug/L	
W-1208	7/13/21		1,1-Dichloroethane	<	0.5	ug/L	
W-1208	7/13/21		1,1-Dichloroethene	<	0.5	ug/L	
W-1208	7/13/21		1,2-Dichloroethane	<	0.5	ug/L	
W-1208	7/13/21		Bromodichloromethane	<	0.5	ug/L	
W-1208	7/13/21		Bromoform	<	0.5	ug/L	
W-1208	7/13/21		Carbon tetrachloride		1	ug/L	
W-1208	7/13/21		Chloroform		2.1	ug/L	
W-1208	7/13/21		Dibromochloromethane	<	0.5	ug/L	
W-1208	7/13/21		Tetrachloroethene		0.56	ug/L	
W-1208	7/13/21		Trichloroethene		23	ug/L	
W-1208	7/13/21		Trichlorofluoromethane		9.1	ug/L	

Attachment 2. Table 1. Groundwater analytical data, Livermore Site, 2021.

Well	Date	Sample Type	Parameter	LOS Indicator	Result	Units	QA Flag
W-1208	7/13/21		Trichlorotrifluoroethane	<	0.5	ug/L	
W-1208	7/13/21		Vinyl chloride	<	0.5	ug/L	
W-1208	7/13/21		cis-1,2-Dichloroethene	<	0.5	ug/L	
W-1208	7/13/21		trans-1,2-Dichloroethene	<	0.5	ug/L	
W-1208	10/5/21		1,1,1-Trichloroethane	<	0.5	ug/L	
W-1208	10/5/21		1,1,2-Trichloroethane	<	0.5	ug/L	
W-1208	10/5/21		1,1-Dichloroethane	<	0.5	ug/L	
W-1208	10/5/21		1,1-Dichloroethene	<	0.5	ug/L	
W-1208	10/5/21		1,2-Dichloroethane	<	0.5	ug/L	
W-1208	10/5/21		Bromodichloromethane	<	0.5	ug/L	
W-1208	10/5/21		Bromoform	<	0.5	ug/L	
W-1208	10/5/21		Carbon tetrachloride		0.91	ug/L	
W-1208	10/5/21		Chloroform		2.2	ug/L	
W-1208	10/5/21		Dibromochloromethane	<	0.5	ug/L	
W-1208	10/5/21		Tetrachloroethene		0.52	ug/L	
W-1208	10/5/21		Trichloroethene		22	ug/L	
W-1208	10/5/21		Trichlorofluoromethane		9.5	ug/L	
W-1208	10/5/21		Trichlorotrifluoroethane	<	0.5	ug/L	
W-1208	10/5/21		Vinyl chloride	<	0.5	ug/L	
W-1208	10/5/21		cis-1,2-Dichloroethene	<	0.5	ug/L	
W-1208	10/5/21		trans-1,2-Dichloroethene	<	0.5	ug/L	
W-1209	1/28/21		1,1,1-Trichloroethane	<	0.5	ug/L	
W-1209	1/28/21		1,1,2-Trichloroethane	<	0.5	ug/L	
W-1209	1/28/21		1,1-Dichloroethane	<	0.5	ug/L	
W-1209	1/28/21		1,1-Dichloroethene	<	0.5	ug/L	
W-1209	1/28/21		1,2-Dichloroethane	<	0.5	ug/L	
W-1209	1/28/21		Bromodichloromethane	<	0.5	ug/L	
W-1209	1/28/21		Bromoform	<	0.5	ug/L	
W-1209	1/28/21		Carbon tetrachloride		1.2	ug/L	
W-1209	1/28/21		Chloroform		0.64	ug/L	
W-1209	1/28/21		Dibromochloromethane	<	0.5	ug/L	
W-1209	1/28/21		Tetrachloroethene	<	0.5	ug/L	
W-1209	1/28/21		Trichloroethene		1.9	ug/L	
W-1209	1/28/21		Trichlorofluoromethane	<	0.5	ug/L	
W-1209	1/28/21		Trichlorotrifluoroethane	<	0.5	ug/L	
W-1209	1/28/21		Vinyl chloride	<	0.5	ug/L	
W-1209	1/28/21		cis-1,2-Dichloroethene	<	0.5	ug/L	
W-1209	1/28/21		trans-1,2-Dichloroethene	<	0.5	ug/L	
W-121	1/6/21		1,1,1-Trichloroethane	<	0.5	ug/L	
W-121	1/6/21		1,1,2-Trichloroethane	<	0.5	ug/L	
W-121	1/6/21		1,1-Dichloroethane	<	0.5	ug/L	
W-121	1/6/21		1,1-Dichloroethene	<	0.5	ug/L	
W-121	1/6/21		1,2-Dichloroethane	<	0.5	ug/L	
W-121	1/6/21		Bromodichloromethane	<	0.5	ug/L	
W-121	1/6/21		Bromoform	<	0.5	ug/L	
W-121	1/6/21		Carbon tetrachloride	<	0.5	ug/L	
W-121	1/6/21		Chloroform	<	0.5	ug/L	
W-121	1/6/21		Dibromochloromethane	<	0.5	ug/L	
W-121	1/6/21		Tetrachloroethene	<	0.5	ug/L	
W-121	1/6/21		Trichloroethene	<	0.5	ug/L	
W-121	1/6/21		Trichlorofluoromethane	<	0.5	ug/L	
W-121	1/6/21		Trichlorotrifluoroethane	<	0.5	ug/L	
W-121	1/6/21		Vinyl chloride	<	0.5	ug/L	
W-121	1/6/21		cis-1,2-Dichloroethene	<	0.5	ug/L	
W-121	1/6/21		trans-1,2-Dichloroethene	<	0.5	ug/L	
W-121	1/13/21		Tritium	<	100	pCi/L	
W-121	4/13/21		1,1,1-Trichloroethane	<	0.5	ug/L	
W-121	4/13/21		1,1,2-Trichloroethane	<	0.5	ug/L	
W-121	4/13/21		1,1-Dichloroethane	<	0.5	ug/L	
W-121	4/13/21		1,1-Dichloroethene	<	0.5	ug/L	

Attachment 2. Table 1. Groundwater analytical data, Livermore Site, 2021.

Well	Date	Sample Type	Parameter	LOS Indicator	Result	Units	QA Flag
W-121	4/13/21		1,2-Dichloroethane	<	0.5	ug/L	
W-121	4/13/21		Bromodichloromethane	<	0.5	ug/L	
W-121	4/13/21		Bromoform	<	0.5	ug/L	
W-121	4/13/21		Carbon tetrachloride	<	0.5	ug/L	
W-121	4/13/21		Chloroform	<	0.5	ug/L	
W-121	4/13/21		Dibromochloromethane	<	0.5	ug/L	
W-121	4/13/21		Tetrachloroethene	<	0.5	ug/L	
W-121	4/13/21		Trichloroethene	<	0.5	ug/L	
W-121	4/13/21		Trichlorofluoromethane	<	0.5	ug/L	
W-121	4/13/21		Trichlorotrifluoroethane	<	0.5	ug/L	
W-121	4/13/21		Vinyl chloride	<	0.5	ug/L	
W-121	4/13/21		cis-1,2-Dichloroethene	<	0.5	ug/L	
W-121	4/13/21		trans-1,2-Dichloroethene	<	0.5	ug/L	
W-121	8/12/21		1,1,1-Trichloroethane	<	0.5	ug/L	
W-121	8/12/21		1,1,2-Trichloroethane	<	0.5	ug/L	
W-121	8/12/21		1,1-Dichloroethane	<	0.5	ug/L	
W-121	8/12/21		1,1-Dichloroethene	<	0.5	ug/L	
W-121	8/12/21		1,2-Dichloroethane	<	0.5	ug/L	
W-121	8/12/21		Bromodichloromethane	<	0.5	ug/L	
W-121	8/12/21		Bromoform	<	0.5	ug/L	
W-121	8/12/21		Carbon tetrachloride	<	0.5	ug/L	
W-121	8/12/21		Chloroform	<	0.5	ug/L	
W-121	8/12/21		Dibromochloromethane	<	0.5	ug/L	
W-121	8/12/21		Tetrachloroethene	<	0.5	ug/L	
W-121	8/12/21		Trichloroethene	<	0.5	ug/L	
W-121	8/12/21		Trichlorofluoromethane	<	0.5	ug/L	
W-121	8/12/21		Trichlorotrifluoroethane	<	0.5	ug/L	
W-121	8/12/21		Vinyl chloride	<	0.5	ug/L	
W-121	8/12/21		cis-1,2-Dichloroethene	<	0.5	ug/L	
W-121	8/12/21		trans-1,2-Dichloroethene	<	0.5	ug/L	
W-121	10/4/21		1,1,1-Trichloroethane	<	0.5	ug/L	
W-121	10/4/21		1,1,2-Trichloroethane	<	0.5	ug/L	
W-121	10/4/21		1,1-Dichloroethane	<	0.5	ug/L	
W-121	10/4/21		1,1-Dichloroethene	<	0.5	ug/L	
W-121	10/4/21		1,2-Dichloroethane	<	0.5	ug/L	
W-121	10/4/21		Bromodichloromethane	<	0.5	ug/L	
W-121	10/4/21		Bromoform	<	0.5	ug/L	
W-121	10/4/21		Carbon tetrachloride	<	0.5	ug/L	
W-121	10/4/21		Chloroform	<	0.5	ug/L	
W-121	10/4/21		Dibromochloromethane	<	0.5	ug/L	
W-121	10/4/21		Tetrachloroethene	<	0.5	ug/L	
W-121	10/4/21		Trichloroethene	<	0.5	ug/L	
W-121	10/4/21		Trichlorofluoromethane	<	0.5	ug/L	
W-121	10/4/21		Trichlorotrifluoroethane	<	0.5	ug/L	
W-121	10/4/21		Vinyl chloride	<	0.5	ug/L	
W-121	10/4/21		cis-1,2-Dichloroethene	<	0.5	ug/L	
W-121	10/4/21		trans-1,2-Dichloroethene	<	0.5	ug/L	
W-1210	10/7/21		1,1,1-Trichloroethane	<	0.5	ug/L	
W-1210	10/7/21		1,1,2-Trichloroethane	<	0.5	ug/L	
W-1210	10/7/21		1,1-Dichloroethane	<	0.5	ug/L	
W-1210	10/7/21		1,1-Dichloroethene		0.68	ug/L	
W-1210	10/7/21		1,2-Dichloroethane	<	0.5	ug/L	
W-1210	10/7/21		Bromodichloromethane	<	0.5	ug/L	
W-1210	10/7/21		Bromoform	<	0.5	ug/L	
W-1210	10/7/21		Carbon tetrachloride	<	0.5	ug/L	
W-1210	10/7/21		Chloroform	<	0.5	ug/L	
W-1210	10/7/21		Dibromochloromethane	<	0.5	ug/L	
W-1210	10/7/21		Tetrachloroethene	<	0.5	ug/L	
W-1210	10/7/21		Trichloroethene		6.6	ug/L	
W-1210	10/7/21		Trichlorofluoromethane	<	0.5	ug/L	

Attachment 2. Table 1. Groundwater analytical data, Livermore Site, 2021.

Well	Date	Sample Type	Parameter	LOS Indicator	Result	Units	QA Flag
W-1210	10/7/21		Trichlorotrifluoroethane	<	0.5	ug/L	
W-1210	10/7/21		Vinyl chloride	<	0.5	ug/L	
W-1210	10/7/21		cis-1,2-Dichloroethene	<	0.5	ug/L	
W-1210	10/7/21		trans-1,2-Dichloroethene	<	0.5	ug/L	
W-1211	1/12/21		1,1,1-Trichloroethane	<	0.5	ug/L	
W-1211	1/12/21		1,1,2-Trichloroethane	<	0.5	ug/L	
W-1211	1/12/21		1,1-Dichloroethane	<	0.5	ug/L	
W-1211	1/12/21		1,1-Dichloroethene	<	0.5	ug/L	
W-1211	1/12/21		1,2-Dichloroethane	<	0.5	ug/L	
W-1211	1/12/21		Bromodichloromethane	<	0.5	ug/L	
W-1211	1/12/21		Bromoform	<	0.5	ug/L	
W-1211	1/12/21		Carbon tetrachloride	<	0.5	ug/L	
W-1211	1/12/21		Chloroform		1.2	ug/L	
W-1211	1/12/21		Dibromochloromethane	<	0.5	ug/L	
W-1211	1/12/21		Tetrachloroethene	<	0.5	ug/L	
W-1211	1/12/21		Trichloroethene		5.3	ug/L	
W-1211	1/12/21		Trichlorofluoromethane	<	0.5	ug/L	
W-1211	1/12/21		Trichlorotrifluoroethane		1.2	ug/L	
W-1211	1/12/21		Vinyl chloride	<	0.5	ug/L	
W-1211	1/12/21		cis-1,2-Dichloroethene	<	0.5	ug/L	
W-1211	1/12/21		trans-1,2-Dichloroethene	<	0.5	ug/L	
W-1211	1/12/21		Tritium	<	100	pCi/L	
W-1211	4/8/21		1,1,1-Trichloroethane	<	0.5	ug/L	
W-1211	4/8/21		1,1,2-Trichloroethane	<	0.5	ug/L	
W-1211	4/8/21		1,1-Dichloroethane	<	0.5	ug/L	
W-1211	4/8/21		1,1-Dichloroethene	<	0.5	ug/L	
W-1211	4/8/21		1,2-Dichloroethane	<	0.5	ug/L	
W-1211	4/8/21		Bromodichloromethane	<	0.5	ug/L	
W-1211	4/8/21		Bromoform	<	0.5	ug/L	
W-1211	4/8/21		Carbon tetrachloride	<	0.5	ug/L	
W-1211	4/8/21		Chloroform		1.3	ug/L	
W-1211	4/8/21		Dibromochloromethane	<	0.5	ug/L	
W-1211	4/8/21		Tetrachloroethene	<	0.5	ug/L	
W-1211	4/8/21		Trichloroethene		4.8	ug/L	
W-1211	4/8/21		Trichlorofluoromethane	<	0.5	ug/L	
W-1211	4/8/21		Trichlorotrifluoroethane		1.1	ug/L	
W-1211	4/8/21		Vinyl chloride	<	0.5	ug/L	
W-1211	4/8/21		cis-1,2-Dichloroethene	<	0.5	ug/L	
W-1211	4/8/21		trans-1,2-Dichloroethene	<	0.5	ug/L	
W-1211	4/8/21		Tritium	<	100	pCi/L	
W-1211	7/13/21		1,1,1-Trichloroethane	<	0.5	ug/L	
W-1211	7/13/21		1,1,2-Trichloroethane	<	0.5	ug/L	
W-1211	7/13/21		1,1-Dichloroethane	<	0.5	ug/L	
W-1211	7/13/21		1,1-Dichloroethene	<	0.5	ug/L	
W-1211	7/13/21		1,2-Dichloroethane	<	0.5	ug/L	
W-1211	7/13/21		Bromodichloromethane	<	0.5	ug/L	
W-1211	7/13/21		Bromoform	<	0.5	ug/L	
W-1211	7/13/21		Carbon tetrachloride	<	0.5	ug/L	
W-1211	7/13/21		Chloroform		1.3	ug/L	
W-1211	7/13/21		Dibromochloromethane	<	0.5	ug/L	
W-1211	7/13/21		Tetrachloroethene	<	0.5	ug/L	
W-1211	7/13/21		Trichloroethene		5.2	ug/L	
W-1211	7/13/21		Trichlorofluoromethane	<	0.5	ug/L	
W-1211	7/13/21		Trichlorotrifluoroethane		1.2	ug/L	
W-1211	7/13/21		Vinyl chloride	<	0.5	ug/L	
W-1211	7/13/21		cis-1,2-Dichloroethene	<	0.5	ug/L	
W-1211	7/13/21		trans-1,2-Dichloroethene	<	0.5	ug/L	
W-1211	7/13/21		Tritium	<	100	pCi/L	
W-1211	10/5/21		1,1,1-Trichloroethane	<	0.5	ug/L	
W-1211	10/5/21		1,1,2-Trichloroethane	<	0.5	ug/L	

Attachment 2. Table 1. Groundwater analytical data, Livermore Site, 2021.

Well	Date	Sample Type	Parameter	LOS Indicator	Result	Units	QA Flag
W-1211	10/5/21		1,1-Dichloroethane	<	0.5	ug/L	
W-1211	10/5/21		1,1-Dichloroethene	<	0.5	ug/L	
W-1211	10/5/21		1,2-Dichloroethane	<	0.5	ug/L	
W-1211	10/5/21		Bromodichloromethane	<	0.5	ug/L	
W-1211	10/5/21		Bromoform	<	0.5	ug/L	
W-1211	10/5/21		Carbon tetrachloride	<	0.5	ug/L	
W-1211	10/5/21		Chloroform		1.4	ug/L	
W-1211	10/5/21		Dibromochloromethane	<	0.5	ug/L	
W-1211	10/5/21		Tetrachloroethene	<	0.5	ug/L	
W-1211	10/5/21		Trichloroethene		5.2	ug/L	
W-1211	10/5/21		Trichlorofluoromethane	<	0.5	ug/L	
W-1211	10/5/21		Trichlorotrifluoroethane		1.4	ug/L	
W-1211	10/5/21		Vinyl chloride	<	0.5	ug/L	
W-1211	10/5/21		cis-1,2-Dichloroethene	<	0.5	ug/L	
W-1211	10/5/21		trans-1,2-Dichloroethene	<	0.5	ug/L	
W-1211	10/5/21		Tritium	<	100	pCi/L	
W-1212	1/21/21		1,1,1-Trichloroethane	<	0.5	ug/L	
W-1212	1/21/21		1,1,2-Trichloroethane	<	0.5	ug/L	
W-1212	1/21/21		1,1-Dichloroethane	<	0.5	ug/L	
W-1212	1/21/21		1,1-Dichloroethene		3.5	ug/L	
W-1212	1/21/21		1,2-Dichloroethane		0.78	ug/L	
W-1212	1/21/21		Bromodichloromethane	<	0.5	ug/L	
W-1212	1/21/21		Bromoform	<	0.5	ug/L	
W-1212	1/21/21		Carbon tetrachloride	<	0.5	ug/L	
W-1212	1/21/21		Chloroform		2.6	ug/L	
W-1212	1/21/21		Dibromochloromethane	<	0.5	ug/L	
W-1212	1/21/21		Tetrachloroethene	<	0.5	ug/L	
W-1212	1/21/21		Trichloroethene		100	ug/L	
W-1212	1/21/21		Trichlorofluoromethane	<	0.5	ug/L	
W-1212	1/21/21		Trichlorotrifluoroethane		5	ug/L	
W-1212	1/21/21		Vinyl chloride		0.78	ug/L	
W-1212	1/21/21		cis-1,2-Dichloroethene	<	0.5	ug/L	
W-1212	1/21/21		trans-1,2-Dichloroethene	<	0.5	ug/L	
W-1212	1/21/21		Chromium	<	0.001	mg/L	
W-1212	1/21/21		Hexavalent Chromium	<	0.002	mg/L	
W-1212	1/21/21		Lead	<	0.005	mg/L	
W-1212	2/4/21		1,1,1-Trichloroethane	<	0.5	ug/L	
W-1212	2/4/21		1,1,2-Trichloroethane	<	0.5	ug/L	
W-1212	2/4/21		1,1-Dichloroethane	<	0.5	ug/L	
W-1212	2/4/21		1,1-Dichloroethene		3.6	ug/L	
W-1212	2/4/21		1,2-Dichloroethane		0.77	ug/L	
W-1212	2/4/21		Bromodichloromethane	<	0.5	ug/L	
W-1212	2/4/21		Bromoform	<	0.5	ug/L	
W-1212	2/4/21		Carbon tetrachloride	<	0.5	ug/L	
W-1212	2/4/21		Chloroform		2.8	ug/L	
W-1212	2/4/21		Dibromochloromethane	<	0.5	ug/L	
W-1212	2/4/21		Tetrachloroethene	<	0.5	ug/L	
W-1212	2/4/21		Trichloroethene		100	ug/L	
W-1212	2/4/21		Trichlorofluoromethane	<	0.5	ug/L	
W-1212	2/4/21		Trichlorotrifluoroethane		5.1	ug/L	
W-1212	2/4/21		Vinyl chloride	<	0.5	ug/L	
W-1212	2/4/21		cis-1,2-Dichloroethene	<	0.5	ug/L	
W-1212	2/4/21		trans-1,2-Dichloroethene	<	0.5	ug/L	
W-1212	2/17/21		1,1,1-Trichloroethane	<	0.5	ug/L	
W-1212	2/17/21		1,1,2-Trichloroethane	<	0.5	ug/L	
W-1212	2/17/21		1,1-Dichloroethane	<	0.5	ug/L	
W-1212	2/17/21		1,1-Dichloroethene		3	ug/L	
W-1212	2/17/21		1,2-Dichloroethane		0.63	ug/L	
W-1212	2/17/21		Bromodichloromethane	<	0.5	ug/L	
W-1212	2/17/21		Bromoform	<	0.5	ug/L	

Attachment 2. Table 1. Groundwater analytical data, Livermore Site, 2021.

Well	Date	Sample Type	Parameter	LOS Indicator	Result	Units	QA Flag
W-1212	2/17/21		Carbon tetrachloride	<	0.5	ug/L	
W-1212	2/17/21		Chloroform		2.2	ug/L	
W-1212	2/17/21		Dibromochloromethane	<	0.5	ug/L	
W-1212	2/17/21		Tetrachloroethene	<	0.5	ug/L	
W-1212	2/17/21		Trichloroethene		97	ug/L	
W-1212	2/17/21		Trichlorofluoromethane	<	0.5	ug/L	
W-1212	2/17/21		Trichlorotrifluoroethane		4	ug/L	
W-1212	2/17/21		Vinyl chloride	<	0.5	ug/L	
W-1212	2/17/21		cis-1,2-Dichloroethene	<	0.5	ug/L	
W-1212	2/17/21		trans-1,2-Dichloroethene	<	0.5	ug/L	
W-1212	2/17/21		Chromium		0.0085	mg/L	
W-1212	2/17/21		Hexavalent Chromium		0.011	mg/L	
W-1212	2/17/21		Lead	<	0.005	mg/L	
W-1212	3/18/21		1,1,1-Trichloroethane	<	0.5	ug/L	
W-1212	3/18/21		1,1,2-Trichloroethane	<	0.5	ug/L	
W-1212	3/18/21		1,1-Dichloroethane	<	0.5	ug/L	
W-1212	3/18/21		1,1-Dichloroethene		3.7	ug/L	
W-1212	3/18/21		1,2-Dichloroethane		0.76	ug/L	
W-1212	3/18/21		Bromodichloromethane	<	0.5	ug/L	
W-1212	3/18/21		Bromoform	<	0.5	ug/L	
W-1212	3/18/21		Carbon tetrachloride	<	0.5	ug/L	
W-1212	3/18/21		Chloroform		2.5	ug/L	
W-1212	3/18/21		Dibromochloromethane	<	0.5	ug/L	
W-1212	3/18/21		Tetrachloroethene	<	0.5	ug/L	
W-1212	3/18/21		Trichloroethene		100	ug/L	
W-1212	3/18/21		Trichlorofluoromethane	<	0.5	ug/L	
W-1212	3/18/21		Trichlorotrifluoroethane		5.1	ug/L	
W-1212	3/18/21		Vinyl chloride	<	0.5	ug/L	
W-1212	3/18/21		cis-1,2-Dichloroethene	<	0.5	ug/L	
W-1212	3/18/21		trans-1,2-Dichloroethene	<	0.5	ug/L	
W-1212	3/18/21		Chromium		0.016	mg/L	
W-1212	3/18/21		Hexavalent Chromium		0.015	mg/L	
W-1212	3/18/21		Lead	<	0.005	mg/L	
W-1212	4/27/21		1,1,1-Trichloroethane	<	0.5	ug/L	
W-1212	4/27/21		1,1,2-Trichloroethane	<	0.5	ug/L	
W-1212	4/27/21		1,1-Dichloroethane	<	0.5	ug/L	
W-1212	4/27/21		1,1-Dichloroethene		3.7	ug/L	
W-1212	4/27/21		1,2-Dichloroethane		0.7	ug/L	
W-1212	4/27/21		Bromodichloromethane	<	0.5	ug/L	
W-1212	4/27/21		Bromoform	<	0.5	ug/L	
W-1212	4/27/21		Carbon tetrachloride	<	0.5	ug/L	
W-1212	4/27/21		Chloroform		2.4	ug/L	
W-1212	4/27/21		Dibromochloromethane	<	0.5	ug/L	
W-1212	4/27/21		Tetrachloroethene	<	0.5	ug/L	
W-1212	4/27/21		Trichloroethene		120	ug/L	D
W-1212	4/27/21		Trichlorofluoromethane	<	0.5	ug/L	
W-1212	4/27/21		Trichlorotrifluoroethane		4.7	ug/L	
W-1212	4/27/21		Vinyl chloride	<	0.5	ug/L	
W-1212	4/27/21		cis-1,2-Dichloroethene	<	0.5	ug/L	
W-1212	4/27/21		trans-1,2-Dichloroethene	<	0.5	ug/L	
W-1212	4/27/21		Chromium		0.014	mg/L	
W-1212	4/27/21		Hexavalent Chromium		0.017	mg/L	
W-1212	4/27/21		Lead	<	0.005	mg/L	
W-1212	5/19/21		1,1,1-Trichloroethane	<	0.5	ug/L	
W-1212	5/19/21		1,1,2-Trichloroethane	<	0.5	ug/L	
W-1212	5/19/21		1,1-Dichloroethane	<	0.5	ug/L	
W-1212	5/19/21		1,1-Dichloroethene		3.3	ug/L	
W-1212	5/19/21		1,2-Dichloroethane		0.77	ug/L	
W-1212	5/19/21		Bromodichloromethane	<	0.5	ug/L	
W-1212	5/19/21		Bromoform	<	0.5	ug/L	

Attachment 2. Table 1. Groundwater analytical data, Livermore Site, 2021.

Well	Date	Sample Type	Parameter	LOS Indicator	Result	Units	QA Flag
W-1212	5/19/21		Carbon tetrachloride	<	0.5	ug/L	
W-1212	5/19/21		Chloroform		2.2	ug/L	
W-1212	5/19/21		Dibromochloromethane	<	0.5	ug/L	
W-1212	5/19/21		Tetrachloroethene	<	0.5	ug/L	
W-1212	5/19/21		Trichloroethene		100	ug/L	D
W-1212	5/19/21		Trichlorofluoromethane	<	0.5	ug/L	
W-1212	5/19/21		Trichlorotrifluoroethane		4.9	ug/L	
W-1212	5/19/21		Vinyl chloride	<	0.5	ug/L	
W-1212	5/19/21		cis-1,2-Dichloroethene	<	0.5	ug/L	
W-1212	5/19/21		trans-1,2-Dichloroethene	<	0.5	ug/L	
W-1212	5/19/21		Chromium		0.012	mg/L	
W-1212	5/19/21		Hexavalent Chromium		0.014	mg/L	
W-1212	5/19/21		Lead	<	0.005	mg/L	
W-1212	6/23/21		1,1,1-Trichloroethane	<	0.5	ug/L	
W-1212	6/23/21		1,1,2-Trichloroethane	<	0.5	ug/L	
W-1212	6/23/21		1,1-Dichloroethane	<	0.5	ug/L	
W-1212	6/23/21		1,1-Dichloroethene		3	ug/L	
W-1212	6/23/21		1,2-Dichloroethane		0.64	ug/L	
W-1212	6/23/21		Bromodichloromethane	<	0.5	ug/L	
W-1212	6/23/21		Bromoform	<	0.5	ug/L	
W-1212	6/23/21		Carbon tetrachloride	<	0.5	ug/L	
W-1212	6/23/21		Chloroform		2.1	ug/L	
W-1212	6/23/21		Dibromochloromethane	<	0.5	ug/L	
W-1212	6/23/21		Tetrachloroethene	<	0.5	ug/L	
W-1212	6/23/21		Trichloroethene		100	ug/L	
W-1212	6/23/21		Trichlorofluoromethane	<	0.5	ug/L	
W-1212	6/23/21		Trichlorotrifluoroethane		4.2	ug/L	
W-1212	6/23/21		Vinyl chloride	<	0.5	ug/L	
W-1212	6/23/21		cis-1,2-Dichloroethene	<	0.5	ug/L	
W-1212	6/23/21		trans-1,2-Dichloroethene	<	0.5	ug/L	
W-1212	6/23/21		Chromium		0.012	mg/L	
W-1212	6/23/21		Hexavalent Chromium		0.012	mg/L	
W-1212	6/23/21		Lead	<	0.005	mg/L	
W-1212	7/20/21		1,1,1-Trichloroethane	<	0.5	ug/L	
W-1212	7/20/21		1,1,2-Trichloroethane	<	0.5	ug/L	
W-1212	7/20/21		1,1-Dichloroethane	<	0.5	ug/L	
W-1212	7/20/21		1,1-Dichloroethene		3.1	ug/L	
W-1212	7/20/21		1,2-Dichloroethane		0.73	ug/L	
W-1212	7/20/21		Bromodichloromethane	<	0.5	ug/L	
W-1212	7/20/21		Bromoform	<	0.5	ug/L	
W-1212	7/20/21		Carbon tetrachloride	<	0.5	ug/L	
W-1212	7/20/21		Chloroform		1.9	ug/L	
W-1212	7/20/21		Dibromochloromethane	<	0.5	ug/L	
W-1212	7/20/21		Tetrachloroethene	<	0.5	ug/L	
W-1212	7/20/21		Trichloroethene		100	ug/L	D
W-1212	7/20/21		Trichlorofluoromethane	<	0.5	ug/L	
W-1212	7/20/21		Trichlorotrifluoroethane		4	ug/L	
W-1212	7/20/21		Vinyl chloride	<	0.5	ug/L	
W-1212	7/20/21		cis-1,2-Dichloroethene	<	0.5	ug/L	
W-1212	7/20/21		trans-1,2-Dichloroethene	<	0.5	ug/L	
W-1212	7/20/21		Chromium		0.016	mg/L	
W-1212	7/20/21		Hexavalent Chromium		0.017	mg/L	L
W-1212	7/20/21		Lead	<	0.005	mg/L	
W-1212	8/10/21		1,1,1-Trichloroethane	<	0.5	ug/L	
W-1212	8/10/21		1,1,2-Trichloroethane	<	0.5	ug/L	
W-1212	8/10/21		1,1-Dichloroethane	<	0.5	ug/L	
W-1212	8/10/21		1,1-Dichloroethene		4	ug/L	
W-1212	8/10/21		1,2-Dichloroethane		0.92	ug/L	
W-1212	8/10/21		Bromodichloromethane	<	0.5	ug/L	
W-1212	8/10/21		Bromoform	<	0.5	ug/L	

Attachment 2. Table 1. Groundwater analytical data, Livermore Site, 2021.

Well	Date	Sample Type	Parameter	LOS Indicator	Result	Units	QA Flag
W-1212	8/10/21		Carbon tetrachloride	<	0.5	ug/L	
W-1212	8/10/21		Chloroform		1.7	ug/L	
W-1212	8/10/21		Dibromochloromethane	<	0.5	ug/L	
W-1212	8/10/21		Tetrachloroethene	<	0.5	ug/L	
W-1212	8/10/21		Trichloroethene		100	ug/L	D
W-1212	8/10/21		Trichlorofluoromethane	<	0.5	ug/L	
W-1212	8/10/21		Trichlorotrifluoroethane		5.1	ug/L	
W-1212	8/10/21		Vinyl chloride	<	0.5	ug/L	
W-1212	8/10/21		cis-1,2-Dichloroethene	<	0.5	ug/L	
W-1212	8/10/21		trans-1,2-Dichloroethene	<	0.5	ug/L	
W-1212	8/17/21		1,1,1-Trichloroethane	<	0.5	ug/L	
W-1212	8/17/21		1,1,2-Trichloroethane	<	0.5	ug/L	
W-1212	8/17/21		1,1-Dichloroethane	<	0.5	ug/L	
W-1212	8/17/21		1,1-Dichloroethene		3.6	ug/L	
W-1212	8/17/21		1,2-Dichloroethane		0.87	ug/L	
W-1212	8/17/21		Bromodichloromethane	<	0.5	ug/L	
W-1212	8/17/21		Bromoform	<	0.5	ug/L	
W-1212	8/17/21		Carbon tetrachloride	<	0.5	ug/L	
W-1212	8/17/21		Chloroform		1.6	ug/L	
W-1212	8/17/21		Dibromochloromethane	<	0.5	ug/L	
W-1212	8/17/21		Tetrachloroethene	<	0.5	ug/L	
W-1212	8/17/21		Trichloroethene		110	ug/L	D
W-1212	8/17/21		Trichlorofluoromethane	<	0.5	ug/L	
W-1212	8/17/21		Trichlorotrifluoroethane		4.5	ug/L	
W-1212	8/17/21		Vinyl chloride	<	0.5	ug/L	
W-1212	8/17/21		cis-1,2-Dichloroethene	<	0.5	ug/L	
W-1212	8/17/21		trans-1,2-Dichloroethene	<	0.5	ug/L	
W-1212	8/17/21		Chromium		0.0074	mg/L	
W-1212	8/17/21		Hexavalent Chromium		0.0071	mg/L	
W-1212	8/17/21		Lead	<	0.005	mg/L	
W-1212	9/22/21		1,1,1-Trichloroethane	<	0.5	ug/L	
W-1212	9/22/21		1,1,2-Trichloroethane	<	0.5	ug/L	
W-1212	9/22/21		1,1-Dichloroethane	<	0.5	ug/L	
W-1212	9/22/21		1,1-Dichloroethene		3.3	ug/L	
W-1212	9/22/21		1,2-Dichloroethane		0.69	ug/L	
W-1212	9/22/21		Bromodichloromethane	<	0.5	ug/L	
W-1212	9/22/21		Bromoform	<	0.5	ug/L	
W-1212	9/22/21		Carbon tetrachloride	<	0.5	ug/L	
W-1212	9/22/21		Chloroform		1.6	ug/L	
W-1212	9/22/21		Dibromochloromethane	<	0.5	ug/L	
W-1212	9/22/21		Tetrachloroethene	<	0.5	ug/L	
W-1212	9/22/21		Trichloroethene		110	ug/L	D
W-1212	9/22/21		Trichlorofluoromethane	<	0.5	ug/L	
W-1212	9/22/21		Trichlorotrifluoroethane		3.7	ug/L	
W-1212	9/22/21		Vinyl chloride	<	0.5	ug/L	
W-1212	9/22/21		cis-1,2-Dichloroethene	<	0.5	ug/L	
W-1212	9/22/21		trans-1,2-Dichloroethene	<	0.5	ug/L	
W-1212	9/22/21		Chromium		0.013	mg/L	
W-1212	9/22/21		Hexavalent Chromium		0.015	mg/L	
W-1212	9/22/21		Lead	<	0.005	mg/L	
W-1212	10/11/21		1,1,1-Trichloroethane	<	0.5	ug/L	
W-1212	10/11/21		1,1,2-Trichloroethane	<	0.5	ug/L	
W-1212	10/11/21		1,1-Dichloroethane	<	0.5	ug/L	
W-1212	10/11/21		1,1-Dichloroethene		5.2	ug/L	
W-1212	10/11/21		1,2-Dichloroethane		1.3	ug/L	
W-1212	10/11/21		Bromodichloromethane	<	0.5	ug/L	
W-1212	10/11/21		Bromoform	<	0.5	ug/L	
W-1212	10/11/21		Carbon tetrachloride	<	0.5	ug/L	
W-1212	10/11/21		Chloroform		2.4	ug/L	
W-1212	10/11/21		Dibromochloromethane	<	0.5	ug/L	

Attachment 2. Table 1. Groundwater analytical data, Livermore Site, 2021.

Well	Date	Sample Type	Parameter	LOS Indicator	Result	Units	QA Flag
W-1212	10/11/21		Tetrachloroethene	<	0.5	ug/L	
W-1212	10/11/21		Trichloroethene		130	ug/L	D
W-1212	10/11/21		Trichlorofluoromethane	<	0.5	ug/L	
W-1212	10/11/21		Trichlorotrifluoroethane		6.4	ug/L	
W-1212	10/11/21		Vinyl chloride		0.54	ug/L	
W-1212	10/11/21		cis-1,2-Dichloroethene	<	0.5	ug/L	
W-1212	10/11/21		trans-1,2-Dichloroethene	<	0.5	ug/L	
W-1212	10/11/21	DUP	1,1,1-Trichloroethane	<	0.5	ug/L	
W-1212	10/11/21	DUP	1,1,2-Trichloroethane	<	0.5	ug/L	
W-1212	10/11/21	DUP	1,1-Dichloroethane	<	0.5	ug/L	
W-1212	10/11/21	DUP	1,1-Dichloroethene		4.6	ug/L	
W-1212	10/11/21	DUP	1,2-Dichloroethane		1.2	ug/L	
W-1212	10/11/21	DUP	Bromodichloromethane	<	0.5	ug/L	
W-1212	10/11/21	DUP	Bromoform	<	0.5	ug/L	
W-1212	10/11/21	DUP	Carbon tetrachloride	<	0.5	ug/L	
W-1212	10/11/21	DUP	Chloroform		2.2	ug/L	
W-1212	10/11/21	DUP	Dibromochloromethane	<	0.5	ug/L	
W-1212	10/11/21	DUP	Tetrachloroethene	<	0.5	ug/L	
W-1212	10/11/21	DUP	Trichloroethene		120	ug/L	D
W-1212	10/11/21	DUP	Trichlorofluoromethane	<	0.5	ug/L	
W-1212	10/11/21	DUP	Trichlorotrifluoroethane		5.7	ug/L	
W-1212	10/11/21	DUP	Vinyl chloride	<	0.5	ug/L	
W-1212	10/11/21	DUP	cis-1,2-Dichloroethene	<	0.5	ug/L	
W-1212	10/11/21	DUP	trans-1,2-Dichloroethene	<	0.5	ug/L	
W-1212	10/26/21		1,1,1-Trichloroethane	<	0.5	ug/L	
W-1212	10/26/21		1,1,2-Trichloroethane	<	0.5	ug/L	
W-1212	10/26/21		1,1-Dichloroethane	<	0.5	ug/L	
W-1212	10/26/21		1,1-Dichloroethene		3.7	ug/L	
W-1212	10/26/21		1,2-Dichloroethane		0.98	ug/L	
W-1212	10/26/21		Bromodichloromethane	<	0.5	ug/L	
W-1212	10/26/21		Bromoform	<	0.5	ug/L	
W-1212	10/26/21		Carbon tetrachloride	<	0.5	ug/L	
W-1212	10/26/21		Chloroform		2	ug/L	
W-1212	10/26/21		Dibromochloromethane	<	0.5	ug/L	
W-1212	10/26/21		Tetrachloroethene	<	0.5	ug/L	
W-1212	10/26/21		Trichloroethene		110	ug/L	D
W-1212	10/26/21		Trichlorofluoromethane	<	0.5	ug/L	
W-1212	10/26/21		Trichlorotrifluoroethane		4.5	ug/L	
W-1212	10/26/21		Vinyl chloride	<	0.5	ug/L	
W-1212	10/26/21		cis-1,2-Dichloroethene	<	0.5	ug/L	
W-1212	10/26/21		trans-1,2-Dichloroethene	<	0.5	ug/L	
W-1212	10/26/21		Chromium		0.013	mg/L	
W-1212	10/26/21		Hexavalent Chromium		0.019	mg/L	
W-1212	10/26/21		Lead	<	0.005	mg/L	
W-1212	11/17/21		1,1,1-Trichloroethane	<	0.5	ug/L	
W-1212	11/17/21		1,1,2-Trichloroethane	<	0.5	ug/L	
W-1212	11/17/21		1,1-Dichloroethane	<	0.5	ug/L	
W-1212	11/17/21		1,1-Dichloroethene		4.5	ug/L	
W-1212	11/17/21		1,2-Dichloroethane		1.2	ug/L	
W-1212	11/17/21		Bromodichloromethane	<	0.5	ug/L	
W-1212	11/17/21		Bromoform	<	0.5	ug/L	
W-1212	11/17/21		Carbon tetrachloride	<	0.5	ug/L	
W-1212	11/17/21		Chloroform		2.3	ug/L	
W-1212	11/17/21		Dibromochloromethane	<	0.5	ug/L	
W-1212	11/17/21		Tetrachloroethene	<	0.5	ug/L	
W-1212	11/17/21		Trichloroethene		110	ug/L	D
W-1212	11/17/21		Trichlorofluoromethane	<	0.5	ug/L	J
W-1212	11/17/21		Trichlorotrifluoroethane		5.8	ug/L	
W-1212	11/17/21		Vinyl chloride	<	0.5	ug/L	
W-1212	11/17/21		cis-1,2-Dichloroethene	<	0.5	ug/L	

Attachment 2. Table 1. Groundwater analytical data, Livermore Site, 2021.

Well	Date	Sample Type	Parameter	LOS Indicator	Result	Units	QA Flag
W-1212	11/17/21		trans-1,2-Dichloroethene	<	0.5	ug/L	
W-1212	11/17/21		Chromium		0.014	mg/L	
W-1212	11/17/21		Hexavalent Chromium		0.016	mg/L	
W-1212	11/17/21		Lead	<	0.005	mg/L	
W-1212	12/20/21		1,1,1-Trichloroethane	<	0.5	ug/L	
W-1212	12/20/21		1,1,2-Trichloroethane	<	0.5	ug/L	
W-1212	12/20/21		1,1-Dichloroethane	<	0.5	ug/L	
W-1212	12/20/21		1,1-Dichloroethene		4	ug/L	
W-1212	12/20/21		1,2-Dichloroethane		1.1	ug/L	
W-1212	12/20/21		Bromodichloromethane	<	0.5	ug/L	
W-1212	12/20/21		Bromoform	<	0.5	ug/L	
W-1212	12/20/21		Carbon tetrachloride	<	0.5	ug/L	
W-1212	12/20/21		Chloroform		1.9	ug/L	
W-1212	12/20/21		Dibromochloromethane	<	0.5	ug/L	
W-1212	12/20/21		Tetrachloroethene	<	0.5	ug/L	
W-1212	12/20/21		Trichloroethene		120	ug/L	D
W-1212	12/20/21		Trichlorofluoromethane	<	0.5	ug/L	
W-1212	12/20/21		Trichlorotrifluoroethane		4.7	ug/L	
W-1212	12/20/21		Vinyl chloride	<	0.5	ug/L	
W-1212	12/20/21		cis-1,2-Dichloroethene	<	0.5	ug/L	
W-1212	12/20/21		trans-1,2-Dichloroethene	<	0.5	ug/L	
W-1212	12/20/21		Chromium		0.019	mg/L	
W-1212	12/20/21		Hexavalent Chromium		0.021	mg/L	
W-1212	12/20/21		Lead	<	0.005	mg/L	
W-1213	1/11/21		1,1,1-Trichloroethane	<	0.5	ug/L	
W-1213	1/11/21		1,1,2-Trichloroethane	<	0.5	ug/L	
W-1213	1/11/21		1,1-Dichloroethane	<	0.5	ug/L	
W-1213	1/11/21		1,1-Dichloroethene		1.9	ug/L	
W-1213	1/11/21		1,2-Dichloroethane	<	0.5	ug/L	
W-1213	1/11/21		Bromodichloromethane	<	0.5	ug/L	
W-1213	1/11/21		Bromoform	<	0.5	ug/L	
W-1213	1/11/21		Carbon tetrachloride	<	0.5	ug/L	
W-1213	1/11/21		Chloroform		3.4	ug/L	
W-1213	1/11/21		Chromium		0.02	mg/L	
W-1213	1/11/21		Dibromochloromethane	<	0.5	ug/L	
W-1213	1/11/21		Tetrachloroethene	<	0.5	ug/L	
W-1213	1/11/21		Trichloroethene		9.5	ug/L	
W-1213	1/11/21		Trichlorofluoromethane	<	0.5	ug/L	
W-1213	1/11/21		Trichlorotrifluoroethane		11	ug/L	
W-1213	1/11/21		Vinyl chloride	<	0.5	ug/L	
W-1213	1/11/21		cis-1,2-Dichloroethene	<	0.5	ug/L	
W-1213	1/11/21		trans-1,2-Dichloroethene	<	0.5	ug/L	
W-1213	1/21/21		1,1,1-Trichloroethane	<	0.5	ug/L	
W-1213	1/21/21		1,1,2-Trichloroethane	<	0.5	ug/L	
W-1213	1/21/21		1,1-Dichloroethane	<	0.5	ug/L	
W-1213	1/21/21		1,1-Dichloroethene		1.8	ug/L	
W-1213	1/21/21		1,2-Dichloroethane	<	0.5	ug/L	
W-1213	1/21/21		Bromodichloromethane	<	0.5	ug/L	
W-1213	1/21/21		Bromoform	<	0.5	ug/L	
W-1213	1/21/21		Carbon tetrachloride	<	0.5	ug/L	
W-1213	1/21/21		Chloroform		3.3	ug/L	
W-1213	1/21/21		Dibromochloromethane	<	0.5	ug/L	
W-1213	1/21/21		Tetrachloroethene	<	0.5	ug/L	
W-1213	1/21/21		Trichloroethene		9.8	ug/L	
W-1213	1/21/21		Trichlorofluoromethane	<	0.5	ug/L	
W-1213	1/21/21		Trichlorotrifluoroethane		10	ug/L	
W-1213	1/21/21		Vinyl chloride	<	0.5	ug/L	
W-1213	1/21/21		cis-1,2-Dichloroethene	<	0.5	ug/L	
W-1213	1/21/21		trans-1,2-Dichloroethene	<	0.5	ug/L	
W-1213	1/21/21		Chromium		0.018	mg/L	

Attachment 2. Table 1. Groundwater analytical data, Livermore Site, 2021.

Well	Date	Sample Type	Parameter	LOS Indicator	Result	Units	QA Flag
W-1213	1/21/21		Hexavalent Chromium		0.022	mg/L	
W-1213	1/21/21		Lead	<	0.005	mg/L	
W-1213	2/17/21		1,1,1-Trichloroethane	<	0.5	ug/L	
W-1213	2/17/21		1,1,2-Trichloroethane	<	0.5	ug/L	
W-1213	2/17/21		1,1-Dichloroethane	<	0.5	ug/L	
W-1213	2/17/21		1,1-Dichloroethene		1.8	ug/L	
W-1213	2/17/21		1,2-Dichloroethane	<	0.5	ug/L	
W-1213	2/17/21		Bromodichloromethane	<	0.5	ug/L	
W-1213	2/17/21		Bromoform	<	0.5	ug/L	
W-1213	2/17/21		Carbon tetrachloride	<	0.5	ug/L	
W-1213	2/17/21		Chloroform		3.3	ug/L	
W-1213	2/17/21		Dibromochloromethane	<	0.5	ug/L	
W-1213	2/17/21		Tetrachloroethene	<	0.5	ug/L	
W-1213	2/17/21		Trichloroethene		9	ug/L	
W-1213	2/17/21		Trichlorofluoromethane	<	0.5	ug/L	
W-1213	2/17/21		Trichlorotrifluoroethane		10	ug/L	
W-1213	2/17/21		Vinyl chloride	<	0.5	ug/L	
W-1213	2/17/21		cis-1,2-Dichloroethene	<	0.5	ug/L	
W-1213	2/17/21		trans-1,2-Dichloroethene	<	0.5	ug/L	
W-1213	2/17/21		Chromium		0.018	mg/L	
W-1213	2/17/21		Hexavalent Chromium		0.022	mg/L	
W-1213	2/17/21		Lead	<	0.005	mg/L	
W-1213	3/18/21		1,1,1-Trichloroethane	<	0.5	ug/L	
W-1213	3/18/21		1,1,2-Trichloroethane	<	0.5	ug/L	
W-1213	3/18/21		1,1-Dichloroethane	<	0.5	ug/L	
W-1213	3/18/21		1,1-Dichloroethene		1.8	ug/L	
W-1213	3/18/21		1,2-Dichloroethane	<	0.5	ug/L	
W-1213	3/18/21		Bromodichloromethane	<	0.5	ug/L	
W-1213	3/18/21		Bromoform	<	0.5	ug/L	
W-1213	3/18/21		Carbon tetrachloride	<	0.5	ug/L	
W-1213	3/18/21		Chloroform		3.3	ug/L	
W-1213	3/18/21		Dibromochloromethane	<	0.5	ug/L	
W-1213	3/18/21		Tetrachloroethene	<	0.5	ug/L	
W-1213	3/18/21		Trichloroethene		9.3	ug/L	
W-1213	3/18/21		Trichlorofluoromethane	<	0.5	ug/L	
W-1213	3/18/21		Trichlorotrifluoroethane		9.8	ug/L	
W-1213	3/18/21		Vinyl chloride	<	0.5	ug/L	
W-1213	3/18/21		cis-1,2-Dichloroethene	<	0.5	ug/L	
W-1213	3/18/21		trans-1,2-Dichloroethene	<	0.5	ug/L	
W-1213	3/18/21		Chromium		0.022	mg/L	
W-1213	3/18/21		Hexavalent Chromium		0.024	mg/L	
W-1213	3/18/21		Lead	<	0.005	mg/L	
W-1213	4/14/21		1,1,1-Trichloroethane	<	0.5	ug/L	
W-1213	4/14/21		1,1,2-Trichloroethane	<	0.5	ug/L	
W-1213	4/14/21		1,1-Dichloroethane	<	0.5	ug/L	
W-1213	4/14/21		1,1-Dichloroethene		1.8	ug/L	
W-1213	4/14/21		1,2-Dichloroethane	<	0.5	ug/L	
W-1213	4/14/21		Bromodichloromethane	<	0.5	ug/L	
W-1213	4/14/21		Bromoform	<	0.5	ug/L	
W-1213	4/14/21		Carbon tetrachloride	<	0.5	ug/L	
W-1213	4/14/21		Chloroform		3.5	ug/L	
W-1213	4/14/21		Dibromochloromethane	<	0.5	ug/L	
W-1213	4/14/21		Tetrachloroethene	<	0.5	ug/L	
W-1213	4/14/21		Trichloroethene		9.3	ug/L	
W-1213	4/14/21		Trichlorofluoromethane	<	0.5	ug/L	
W-1213	4/14/21		Trichlorotrifluoroethane		9.4	ug/L	
W-1213	4/14/21		Vinyl chloride	<	0.5	ug/L	
W-1213	4/14/21		cis-1,2-Dichloroethene	<	0.5	ug/L	
W-1213	4/14/21		trans-1,2-Dichloroethene	<	0.5	ug/L	
W-1213	4/27/21		1,1,1-Trichloroethane	<	0.5	ug/L	

Attachment 2. Table 1. Groundwater analytical data, Livermore Site, 2021.

Well	Date	Sample Type	Parameter	LOS Indicator	Result	Units	QA Flag
W-1213	4/27/21		1,1,2-Trichloroethane	<	0.5	ug/L	
W-1213	4/27/21		1,1-Dichloroethane	<	0.5	ug/L	
W-1213	4/27/21		1,1-Dichloroethene		1.5	ug/L	
W-1213	4/27/21		1,2-Dichloroethane	<	0.5	ug/L	
W-1213	4/27/21		Bromodichloromethane	<	0.5	ug/L	
W-1213	4/27/21		Bromoform	<	0.5	ug/L	
W-1213	4/27/21		Carbon tetrachloride	<	0.5	ug/L	
W-1213	4/27/21		Chloroform		3.3	ug/L	
W-1213	4/27/21		Dibromochloromethane	<	0.5	ug/L	
W-1213	4/27/21		Tetrachloroethene	<	0.5	ug/L	
W-1213	4/27/21		Trichloroethene		8.8	ug/L	
W-1213	4/27/21		Trichlorofluoromethane	<	0.5	ug/L	
W-1213	4/27/21		Trichlorotrifluoroethane		5.3	ug/L	
W-1213	4/27/21		Vinyl chloride	<	0.5	ug/L	
W-1213	4/27/21		cis-1,2-Dichloroethene	<	0.5	ug/L	
W-1213	4/27/21		trans-1,2-Dichloroethene	<	0.5	ug/L	
W-1213	4/27/21		Chromium		0.019	mg/L	
W-1213	4/27/21		Hexavalent Chromium		0.022	mg/L	
W-1213	4/27/21		Lead	<	0.005	mg/L	
W-1213	5/19/21		1,1,1-Trichloroethane	<	0.5	ug/L	
W-1213	5/19/21		1,1,2-Trichloroethane	<	0.5	ug/L	
W-1213	5/19/21		1,1-Dichloroethane	<	0.5	ug/L	
W-1213	5/19/21		1,1-Dichloroethene		1.8	ug/L	
W-1213	5/19/21		1,2-Dichloroethane	<	0.5	ug/L	
W-1213	5/19/21		Bromodichloromethane	<	0.5	ug/L	
W-1213	5/19/21		Bromoform	<	0.5	ug/L	
W-1213	5/19/21		Carbon tetrachloride	<	0.5	ug/L	
W-1213	5/19/21		Chloroform		3.5	ug/L	
W-1213	5/19/21		Dibromochloromethane	<	0.5	ug/L	
W-1213	5/19/21		Tetrachloroethene	<	0.5	ug/L	
W-1213	5/19/21		Trichloroethene		9.8	ug/L	
W-1213	5/19/21		Trichlorofluoromethane	<	0.5	ug/L	
W-1213	5/19/21		Trichlorotrifluoroethane		9.7	ug/L	
W-1213	5/19/21		Vinyl chloride	<	0.5	ug/L	
W-1213	5/19/21		cis-1,2-Dichloroethene	<	0.5	ug/L	
W-1213	5/19/21		trans-1,2-Dichloroethene	<	0.5	ug/L	
W-1213	5/19/21		Chromium		0.019	mg/L	
W-1213	5/19/21		Hexavalent Chromium		0.022	mg/L	
W-1213	5/19/21		Lead	<	0.005	mg/L	
W-1213	6/23/21		1,1,1-Trichloroethane	<	0.5	ug/L	
W-1213	6/23/21		1,1,2-Trichloroethane	<	0.5	ug/L	
W-1213	6/23/21		1,1-Dichloroethane	<	0.5	ug/L	
W-1213	6/23/21		1,1-Dichloroethene		1.4	ug/L	
W-1213	6/23/21		1,2-Dichloroethane	<	0.5	ug/L	
W-1213	6/23/21		Bromodichloromethane	<	0.5	ug/L	
W-1213	6/23/21		Bromoform	<	0.5	ug/L	
W-1213	6/23/21		Carbon tetrachloride	<	0.5	ug/L	
W-1213	6/23/21		Chloroform		3.8	ug/L	
W-1213	6/23/21		Dibromochloromethane	<	0.5	ug/L	
W-1213	6/23/21		Tetrachloroethene	<	0.5	ug/L	
W-1213	6/23/21		Trichloroethene		9	ug/L	
W-1213	6/23/21		Trichlorofluoromethane	<	0.5	ug/L	
W-1213	6/23/21		Trichlorotrifluoroethane		8.5	ug/L	
W-1213	6/23/21		Vinyl chloride	<	0.5	ug/L	
W-1213	6/23/21		cis-1,2-Dichloroethene	<	0.5	ug/L	
W-1213	6/23/21		trans-1,2-Dichloroethene	<	0.5	ug/L	
W-1213	6/23/21		Chromium		0.022	mg/L	
W-1213	6/23/21		Hexavalent Chromium		0.023	mg/L	
W-1213	6/23/21		Lead	<	0.005	mg/L	
W-1213	7/7/21		1,1,1-Trichloroethane	<	0.5	ug/L	

Attachment 2. Table 1. Groundwater analytical data, Livermore Site, 2021.

Well	Date	Sample Type	Parameter	LOS Indicator	Result	Units	QA Flag
W-1213	7/7/21		1,1,2-Trichloroethane	<	0.5	ug/L	
W-1213	7/7/21		1,1-Dichloroethane	<	0.5	ug/L	
W-1213	7/7/21		1,1-Dichloroethene		1.2	ug/L	
W-1213	7/7/21		1,2-Dichloroethane	<	0.5	ug/L	
W-1213	7/7/21		Bromodichloromethane	<	0.5	ug/L	
W-1213	7/7/21		Bromoform	<	0.5	ug/L	
W-1213	7/7/21		Carbon tetrachloride	<	0.5	ug/L	
W-1213	7/7/21		Chloroform		4.3	ug/L	
W-1213	7/7/21		Chromium		0.02	mg/L	
W-1213	7/7/21		Dibromochloromethane	<	0.5	ug/L	
W-1213	7/7/21		Tetrachloroethene	<	0.5	ug/L	
W-1213	7/7/21		Trichloroethene		8.4	ug/L	
W-1213	7/7/21		Trichlorofluoromethane	<	0.5	ug/L	
W-1213	7/7/21		Trichlorotrifluoroethane		8.2	ug/L	
W-1213	7/7/21		Vinyl chloride	<	0.5	ug/L	
W-1213	7/7/21		cis-1,2-Dichloroethene	<	0.5	ug/L	
W-1213	7/7/21		trans-1,2-Dichloroethene	<	0.5	ug/L	
W-1213	7/20/21		1,1,1-Trichloroethane	<	0.5	ug/L	
W-1213	7/20/21		1,1,2-Trichloroethane	<	0.5	ug/L	
W-1213	7/20/21		1,1-Dichloroethane	<	0.5	ug/L	
W-1213	7/20/21		1,1-Dichloroethene		1.1	ug/L	
W-1213	7/20/21		1,2-Dichloroethane	<	0.5	ug/L	
W-1213	7/20/21		Bromodichloromethane	<	0.5	ug/L	
W-1213	7/20/21		Bromoform	<	0.5	ug/L	
W-1213	7/20/21		Carbon tetrachloride	<	0.5	ug/L	
W-1213	7/20/21		Chloroform		4.3	ug/L	
W-1213	7/20/21		Dibromochloromethane	<	0.5	ug/L	
W-1213	7/20/21		Tetrachloroethene	<	0.5	ug/L	
W-1213	7/20/21		Trichloroethene		8.5	ug/L	
W-1213	7/20/21		Trichlorofluoromethane	<	0.5	ug/L	
W-1213	7/20/21		Trichlorotrifluoroethane		7.8	ug/L	
W-1213	7/20/21		Vinyl chloride	<	0.5	ug/L	
W-1213	7/20/21		cis-1,2-Dichloroethene	<	0.5	ug/L	
W-1213	7/20/21		trans-1,2-Dichloroethene	<	0.5	ug/L	
W-1213	7/20/21		Chromium		0.022	mg/L	
W-1213	7/20/21		Hexavalent Chromium		0.025	mg/L	L
W-1213	7/20/21		Lead	<	0.005	mg/L	
W-1213	8/17/21		1,1,1-Trichloroethane	<	0.5	ug/L	
W-1213	8/17/21		1,1,2-Trichloroethane	<	0.5	ug/L	
W-1213	8/17/21		1,1-Dichloroethane	<	0.5	ug/L	
W-1213	8/17/21		1,1-Dichloroethene		1	ug/L	
W-1213	8/17/21		1,2-Dichloroethane	<	0.5	ug/L	
W-1213	8/17/21		Bromodichloromethane	<	0.5	ug/L	
W-1213	8/17/21		Bromoform	<	0.5	ug/L	
W-1213	8/17/21		Carbon tetrachloride	<	0.5	ug/L	
W-1213	8/17/21		Chloroform		4	ug/L	
W-1213	8/17/21		Dibromochloromethane	<	0.5	ug/L	
W-1213	8/17/21		Tetrachloroethene	<	0.5	ug/L	
W-1213	8/17/21		Trichloroethene		7.4	ug/L	
W-1213	8/17/21		Trichlorofluoromethane	<	0.5	ug/L	
W-1213	8/17/21		Trichlorotrifluoroethane		5.9	ug/L	
W-1213	8/17/21		Vinyl chloride	<	0.5	ug/L	
W-1213	8/17/21		cis-1,2-Dichloroethene	<	0.5	ug/L	
W-1213	8/17/21		trans-1,2-Dichloroethene	<	0.5	ug/L	
W-1213	8/17/21		Chromium		0.021	mg/L	
W-1213	8/17/21		Hexavalent Chromium		0.025	mg/L	
W-1213	8/17/21		Lead	<	0.005	mg/L	
W-1213	9/22/21		1,1,1-Trichloroethane	<	0.5	ug/L	
W-1213	9/22/21		1,1,2-Trichloroethane	<	0.5	ug/L	
W-1213	9/22/21		1,1-Dichloroethane	<	0.5	ug/L	

Attachment 2. Table 1. Groundwater analytical data, Livermore Site, 2021.

Well	Date	Sample Type	Parameter	LOS Indicator	Result	Units	QA Flag
W-1213	9/22/21		1,1-Dichloroethene		1.1	ug/L	
W-1213	9/22/21		1,2-Dichloroethane	<	0.5	ug/L	
W-1213	9/22/21		Bromodichloromethane	<	0.5	ug/L	
W-1213	9/22/21		Bromoform	<	0.5	ug/L	
W-1213	9/22/21		Carbon tetrachloride	<	0.5	ug/L	
W-1213	9/22/21		Chloroform		4.6	ug/L	
W-1213	9/22/21		Dibromochloromethane	<	0.5	ug/L	
W-1213	9/22/21		Tetrachloroethene	<	0.5	ug/L	
W-1213	9/22/21		Trichloroethene		8.6	ug/L	
W-1213	9/22/21		Trichlorofluoromethane		0.54	ug/L	
W-1213	9/22/21		Trichlorotrifluoroethane		7.6	ug/L	
W-1213	9/22/21		Vinyl chloride	<	0.5	ug/L	
W-1213	9/22/21		cis-1,2-Dichloroethene	<	0.5	ug/L	
W-1213	9/22/21		trans-1,2-Dichloroethene	<	0.5	ug/L	
W-1213	9/22/21		Chromium		0.022	mg/L	
W-1213	9/22/21		Hexavalent Chromium		0.027	mg/L	
W-1213	9/22/21		Lead	<	0.005	mg/L	
W-1213	10/5/21		1,1,1-Trichloroethane	<	0.5	ug/L	
W-1213	10/5/21		1,1,2-Trichloroethane	<	0.5	ug/L	
W-1213	10/5/21		1,1-Dichloroethane	<	0.5	ug/L	
W-1213	10/5/21		1,1-Dichloroethene		1.3	ug/L	
W-1213	10/5/21		1,2-Dichloroethane	<	0.5	ug/L	
W-1213	10/5/21		Bromodichloromethane	<	0.5	ug/L	
W-1213	10/5/21		Bromoform	<	0.5	ug/L	
W-1213	10/5/21		Carbon tetrachloride	<	0.5	ug/L	
W-1213	10/5/21		Chloroform		4.3	ug/L	
W-1213	10/5/21		Dibromochloromethane	<	0.5	ug/L	
W-1213	10/5/21		Tetrachloroethene	<	0.5	ug/L	
W-1213	10/5/21		Trichloroethene		8.1	ug/L	
W-1213	10/5/21		Trichlorofluoromethane		0.54	ug/L	
W-1213	10/5/21		Trichlorotrifluoroethane		7.2	ug/L	
W-1213	10/5/21		Vinyl chloride	<	0.5	ug/L	
W-1213	10/5/21		cis-1,2-Dichloroethene	<	0.5	ug/L	
W-1213	10/5/21		trans-1,2-Dichloroethene	<	0.5	ug/L	
W-1213	10/26/21		1,1,1-Trichloroethane	<	0.5	ug/L	
W-1213	10/26/21		1,1,2-Trichloroethane	<	0.5	ug/L	
W-1213	10/26/21		1,1-Dichloroethane	<	0.5	ug/L	
W-1213	10/26/21		1,1-Dichloroethene		1.1	ug/L	
W-1213	10/26/21		1,2-Dichloroethane	<	0.5	ug/L	
W-1213	10/26/21		Bromodichloromethane	<	0.5	ug/L	
W-1213	10/26/21		Bromoform	<	0.5	ug/L	
W-1213	10/26/21		Carbon tetrachloride	<	0.5	ug/L	
W-1213	10/26/21		Chloroform		4.5	ug/L	
W-1213	10/26/21		Dibromochloromethane	<	0.5	ug/L	
W-1213	10/26/21		Tetrachloroethene	<	0.5	ug/L	
W-1213	10/26/21		Trichloroethene		8.3	ug/L	
W-1213	10/26/21		Trichlorofluoromethane		0.54	ug/L	
W-1213	10/26/21		Trichlorotrifluoroethane		7.6	ug/L	
W-1213	10/26/21		Vinyl chloride	<	0.5	ug/L	
W-1213	10/26/21		cis-1,2-Dichloroethene	<	0.5	ug/L	
W-1213	10/26/21		trans-1,2-Dichloroethene	<	0.5	ug/L	
W-1213	10/26/21		Chromium		0.018	mg/L	
W-1213	10/26/21		Hexavalent Chromium		0.025	mg/L	
W-1213	10/26/21		Lead	<	0.005	mg/L	
W-1213	11/17/21		1,1,1-Trichloroethane	<	0.5	ug/L	
W-1213	11/17/21		1,1,2-Trichloroethane	<	0.5	ug/L	
W-1213	11/17/21		1,1-Dichloroethane	<	0.5	ug/L	
W-1213	11/17/21		1,1-Dichloroethene		0.98	ug/L	
W-1213	11/17/21		1,2-Dichloroethane	<	0.5	ug/L	
W-1213	11/17/21		Bromodichloromethane	<	0.5	ug/L	

Attachment 2. Table 1. Groundwater analytical data, Livermore Site, 2021.

Well	Date	Sample Type	Parameter	LOS Indicator	Result	Units	QA Flag
W-1213	11/17/21		Bromoform	<	0.5	ug/L	
W-1213	11/17/21		Carbon tetrachloride	<	0.5	ug/L	
W-1213	11/17/21		Chloroform		4.7	ug/L	
W-1213	11/17/21		Dibromochloromethane	<	0.5	ug/L	
W-1213	11/17/21		Tetrachloroethene	<	0.5	ug/L	
W-1213	11/17/21		Trichloroethene		8.2	ug/L	
W-1213	11/17/21		Trichlorofluoromethane		0.54	ug/L	J
W-1213	11/17/21		Trichlorotrifluoroethane		6.9	ug/L	
W-1213	11/17/21		Vinyl chloride	<	0.5	ug/L	
W-1213	11/17/21		cis-1,2-Dichloroethene	<	0.5	ug/L	
W-1213	11/17/21		trans-1,2-Dichloroethene	<	0.5	ug/L	
W-1213	11/17/21		Chromium		0.019	mg/L	
W-1213	11/17/21		Hexavalent Chromium		0.023	mg/L	
W-1213	11/17/21		Lead	<	0.005	mg/L	
W-1213	12/20/21		1,1,1-Trichloroethane	<	0.5	ug/L	
W-1213	12/20/21		1,1,2-Trichloroethane	<	0.5	ug/L	
W-1213	12/20/21		1,1-Dichloroethane	<	0.5	ug/L	
W-1213	12/20/21		1,1-Dichloroethene		1.1	ug/L	
W-1213	12/20/21		1,2-Dichloroethane	<	0.5	ug/L	
W-1213	12/20/21		Bromodichloromethane	<	0.5	ug/L	
W-1213	12/20/21		Bromoform	<	0.5	ug/L	
W-1213	12/20/21		Carbon tetrachloride	<	0.5	ug/L	
W-1213	12/20/21		Chloroform		4.6	ug/L	
W-1213	12/20/21		Dibromochloromethane	<	0.5	ug/L	
W-1213	12/20/21		Tetrachloroethene	<	0.5	ug/L	
W-1213	12/20/21		Trichloroethene		8.2	ug/L	
W-1213	12/20/21		Trichlorofluoromethane		0.57	ug/L	
W-1213	12/20/21		Trichlorotrifluoroethane		7.7	ug/L	
W-1213	12/20/21		Vinyl chloride	<	0.5	ug/L	
W-1213	12/20/21		cis-1,2-Dichloroethene	<	0.5	ug/L	
W-1213	12/20/21		trans-1,2-Dichloroethene	<	0.5	ug/L	
W-1213	12/20/21		Chromium		0.023	mg/L	
W-1213	12/20/21		Hexavalent Chromium		0.027	mg/L	
W-1213	12/20/21		Lead	<	0.005	mg/L	
W-1214	4/8/21		1,1,1-Trichloroethane	<	0.5	ug/L	
W-1214	4/8/21		1,1,2-Trichloroethane	<	0.5	ug/L	
W-1214	4/8/21		1,1-Dichloroethane	<	0.5	ug/L	
W-1214	4/8/21		1,1-Dichloroethene	<	0.5	ug/L	
W-1214	4/8/21		1,2-Dichloroethane	<	0.5	ug/L	
W-1214	4/8/21		Bromodichloromethane	<	0.5	ug/L	
W-1214	4/8/21		Bromoform	<	0.5	ug/L	
W-1214	4/8/21		Carbon tetrachloride	<	0.5	ug/L	
W-1214	4/8/21		Chloroform		0.56	ug/L	
W-1214	4/8/21		Dibromochloromethane	<	0.5	ug/L	
W-1214	4/8/21		Tetrachloroethene		91	ug/L	
W-1214	4/8/21		Trichloroethene		2.8	ug/L	
W-1214	4/8/21		Trichlorofluoromethane	<	0.5	ug/L	
W-1214	4/8/21		Trichlorotrifluoroethane	<	0.5	ug/L	
W-1214	4/8/21		Vinyl chloride	<	0.5	ug/L	
W-1214	4/8/21		cis-1,2-Dichloroethene	<	0.5	ug/L	
W-1214	4/8/21		trans-1,2-Dichloroethene	<	0.5	ug/L	
W-1214	4/8/21	DUP	1,1,1-Trichloroethane	<	0.5	ug/L	
W-1214	4/8/21	DUP	1,1,2-Trichloroethane	<	0.5	ug/L	
W-1214	4/8/21	DUP	1,1-Dichloroethane	<	0.5	ug/L	
W-1214	4/8/21	DUP	1,1-Dichloroethene	<	0.5	ug/L	
W-1214	4/8/21	DUP	1,2-Dichloroethane	<	0.5	ug/L	
W-1214	4/8/21	DUP	Bromodichloromethane	<	0.5	ug/L	
W-1214	4/8/21	DUP	Bromoform	<	0.5	ug/L	
W-1214	4/8/21	DUP	Carbon tetrachloride	<	0.5	ug/L	
W-1214	4/8/21	DUP	Chloroform	<	0.5	ug/L	

Attachment 2. Table 1. Groundwater analytical data, Livermore Site, 2021.

Well	Date	Sample Type	Parameter	LOS Indicator	Result	Units	QA Flag
W-1214	4/8/21	DUP	Dibromochloromethane	<	0.5	ug/L	
W-1214	4/8/21	DUP	Tetrachloroethene		90	ug/L	
W-1214	4/8/21	DUP	Trichloroethene		2.2	ug/L	
W-1214	4/8/21	DUP	Trichlorofluoromethane	<	0.5	ug/L	
W-1214	4/8/21	DUP	Trichlorotrifluoroethane	<	0.5	ug/L	
W-1214	4/8/21	DUP	Vinyl chloride	<	0.5	ug/L	
W-1214	4/8/21	DUP	cis-1,2-Dichloroethene	<	0.5	ug/L	
W-1214	4/8/21	DUP	trans-1,2-Dichloroethene	<	0.5	ug/L	
W-1214	7/28/21		1,1,1-Trichloroethane	<	0.5	ug/L	
W-1214	7/28/21		1,1,2-Trichloroethane	<	0.5	ug/L	
W-1214	7/28/21		1,1-Dichloroethane	<	0.5	ug/L	
W-1214	7/28/21		1,1-Dichloroethene	<	0.5	ug/L	
W-1214	7/28/21		1,2-Dichloroethane	<	0.5	ug/L	
W-1214	7/28/21		Bromodichloromethane	<	0.5	ug/L	
W-1214	7/28/21		Bromoform	<	0.5	ug/L	
W-1214	7/28/21		Carbon tetrachloride	<	0.5	ug/L	
W-1214	7/28/21		Chloroform		0.53	ug/L	
W-1214	7/28/21		Dibromochloromethane	<	0.5	ug/L	
W-1214	7/28/21		Tetrachloroethene		93	ug/L	
W-1214	7/28/21		Trichloroethene		2.6	ug/L	
W-1214	7/28/21		Trichlorofluoromethane	<	0.5	ug/L	
W-1214	7/28/21		Trichlorotrifluoroethane	<	0.5	ug/L	
W-1214	7/28/21		Vinyl chloride	<	0.5	ug/L	
W-1214	7/28/21		cis-1,2-Dichloroethene	<	0.5	ug/L	
W-1214	7/28/21		trans-1,2-Dichloroethene	<	0.5	ug/L	
W-1215	1/7/21		1,1,1-Trichloroethane	<	0.5	ug/L	
W-1215	1/7/21		1,1,2-Trichloroethane	<	0.5	ug/L	
W-1215	1/7/21		1,1-Dichloroethane	<	0.5	ug/L	
W-1215	1/7/21		1,1-Dichloroethene	<	0.5	ug/L	
W-1215	1/7/21		1,2-Dichloroethane	<	0.5	ug/L	
W-1215	1/7/21		Bromodichloromethane	<	0.5	ug/L	
W-1215	1/7/21		Bromoform	<	0.5	ug/L	
W-1215	1/7/21		Carbon tetrachloride	<	0.5	ug/L	
W-1215	1/7/21		Chloroform		5.6	ug/L	
W-1215	1/7/21		Dibromochloromethane	<	0.5	ug/L	
W-1215	1/7/21		Tetrachloroethene	<	0.5	ug/L	
W-1215	1/7/21		Trichloroethene		2.8	ug/L	
W-1215	1/7/21		Trichlorofluoromethane		8.6	ug/L	
W-1215	1/7/21		Trichlorotrifluoroethane	<	0.5	ug/L	
W-1215	1/7/21		Vinyl chloride	<	0.5	ug/L	
W-1215	1/7/21		cis-1,2-Dichloroethene	<	0.5	ug/L	
W-1215	1/7/21		trans-1,2-Dichloroethene	<	0.5	ug/L	
W-1215	5/12/21		1,1,1-Trichloroethane	<	0.5	ug/L	
W-1215	5/12/21		1,1,2-Trichloroethane	<	0.5	ug/L	
W-1215	5/12/21		1,1-Dichloroethane	<	0.5	ug/L	
W-1215	5/12/21		1,1-Dichloroethene	<	0.5	ug/L	
W-1215	5/12/21		1,2-Dichloroethane	<	0.5	ug/L	
W-1215	5/12/21		Bromodichloromethane	<	0.5	ug/L	
W-1215	5/12/21		Bromoform	<	0.5	ug/L	
W-1215	5/12/21		Carbon tetrachloride	<	0.5	ug/L	
W-1215	5/12/21		Chloroform	<	0.5	ug/L	
W-1215	5/12/21		Dibromochloromethane	<	0.5	ug/L	
W-1215	5/12/21		Tetrachloroethene	<	0.5	ug/L	
W-1215	5/12/21		Trichloroethene	<	0.5	ug/L	
W-1215	5/12/21		Trichlorofluoromethane	<	0.5	ug/L	
W-1215	5/12/21		Trichlorotrifluoroethane	<	0.5	ug/L	
W-1215	5/12/21		Vinyl chloride	<	0.5	ug/L	
W-1215	5/12/21		cis-1,2-Dichloroethene	<	0.5	ug/L	
W-1215	5/12/21		trans-1,2-Dichloroethene	<	0.5	ug/L	
W-1215	7/19/21		1,1,1-Trichloroethane	<	0.5	ug/L	

Attachment 2. Table 1. Groundwater analytical data, Livermore Site, 2021.

Well	Date	Sample Type	Parameter	LOS Indicator	Result	Units	QA Flag
W-1215	7/19/21		1,1,2-Trichloroethane	<	0.5	ug/L	
W-1215	7/19/21		1,1-Dichloroethane	<	0.5	ug/L	
W-1215	7/19/21		1,1-Dichloroethene	<	0.5	ug/L	
W-1215	7/19/21		1,2-Dichloroethane	<	0.5	ug/L	
W-1215	7/19/21		Bromodichloromethane	<	0.5	ug/L	
W-1215	7/19/21		Bromoform	<	0.5	ug/L	
W-1215	7/19/21		Carbon tetrachloride	<	0.5	ug/L	
W-1215	7/19/21		Chloroform		5.1	ug/L	
W-1215	7/19/21		Dibromochloromethane	<	0.5	ug/L	
W-1215	7/19/21		Tetrachloroethene	<	0.5	ug/L	
W-1215	7/19/21		Trichloroethene		2.5	ug/L	
W-1215	7/19/21		Trichlorofluoromethane		7.5	ug/L	
W-1215	7/19/21		Trichlorotrifluoroethane	<	0.5	ug/L	
W-1215	7/19/21		Vinyl chloride	<	0.5	ug/L	
W-1215	7/19/21		cis-1,2-Dichloroethene	<	0.5	ug/L	
W-1215	7/19/21		trans-1,2-Dichloroethene	<	0.5	ug/L	
W-1215	11/9/21		1,1,1-Trichloroethane	<	0.5	ug/L	
W-1215	11/9/21		1,1,2-Trichloroethane	<	0.5	ug/L	
W-1215	11/9/21		1,1-Dichloroethane	<	0.5	ug/L	
W-1215	11/9/21		1,1-Dichloroethene	<	0.5	ug/L	
W-1215	11/9/21		1,2-Dichloroethane	<	0.5	ug/L	
W-1215	11/9/21		Bromodichloromethane	<	0.5	ug/L	
W-1215	11/9/21		Bromoform	<	0.5	ug/L	
W-1215	11/9/21		Carbon tetrachloride	<	0.5	ug/L	
W-1215	11/9/21		Chloroform		4.6	ug/L	
W-1215	11/9/21		Dibromochloromethane	<	0.5	ug/L	
W-1215	11/9/21		Tetrachloroethene	<	0.5	ug/L	
W-1215	11/9/21		Trichloroethene		2.1	ug/L	
W-1215	11/9/21		Trichlorofluoromethane		7	ug/L	
W-1215	11/9/21		Trichlorotrifluoroethane	<	0.5	ug/L	
W-1215	11/9/21		Vinyl chloride	<	0.5	ug/L	
W-1215	11/9/21		cis-1,2-Dichloroethene	<	0.5	ug/L	
W-1215	11/9/21		trans-1,2-Dichloroethene	<	0.5	ug/L	
W-1216	1/7/21		1,1,1-Trichloroethane	<	0.5	ug/L	
W-1216	1/7/21		1,1,2-Trichloroethane	<	0.5	ug/L	
W-1216	1/7/21		1,1-Dichloroethane	<	0.5	ug/L	
W-1216	1/7/21		1,1-Dichloroethene	<	0.5	ug/L	
W-1216	1/7/21		1,2-Dichloroethane	<	0.5	ug/L	
W-1216	1/7/21		Bromodichloromethane	<	0.5	ug/L	
W-1216	1/7/21		Bromoform	<	0.5	ug/L	
W-1216	1/7/21		Carbon tetrachloride	<	0.5	ug/L	
W-1216	1/7/21		Chloroform		1.6	ug/L	
W-1216	1/7/21		Dibromochloromethane	<	0.5	ug/L	
W-1216	1/7/21		Tetrachloroethene	<	0.5	ug/L	
W-1216	1/7/21		Trichloroethene		1	ug/L	
W-1216	1/7/21		Trichlorofluoromethane		3.9	ug/L	
W-1216	1/7/21		Trichlorotrifluoroethane	<	0.5	ug/L	
W-1216	1/7/21		Vinyl chloride	<	0.5	ug/L	
W-1216	1/7/21		cis-1,2-Dichloroethene	<	0.5	ug/L	
W-1216	1/7/21		trans-1,2-Dichloroethene	<	0.5	ug/L	
W-1216	5/12/21		1,1,1-Trichloroethane	<	0.5	ug/L	
W-1216	5/12/21		1,1,2-Trichloroethane	<	0.5	ug/L	
W-1216	5/12/21		1,1-Dichloroethane	<	0.5	ug/L	
W-1216	5/12/21		1,1-Dichloroethene	<	0.5	ug/L	
W-1216	5/12/21		1,2-Dichloroethane	<	0.5	ug/L	
W-1216	5/12/21		Bromodichloromethane	<	0.5	ug/L	
W-1216	5/12/21		Bromoform	<	0.5	ug/L	
W-1216	5/12/21		Carbon tetrachloride	<	0.5	ug/L	
W-1216	5/12/21		Chloroform		1.2	ug/L	
W-1216	5/12/21		Dibromochloromethane	<	0.5	ug/L	

Attachment 2. Table 1. Groundwater analytical data, Livermore Site, 2021.

Well	Date	Sample Type	Parameter	LOS Indicator	Result	Units	QA Flag
W-1216	5/12/21		Tetrachloroethene	<	0.5	ug/L	
W-1216	5/12/21		Trichloroethene		0.89	ug/L	
W-1216	5/12/21		Trichlorofluoromethane		3.2	ug/L	
W-1216	5/12/21		Trichlorotrifluoroethane	<	0.5	ug/L	
W-1216	5/12/21		Vinyl chloride	<	0.5	ug/L	
W-1216	5/12/21		cis-1,2-Dichloroethene	<	0.5	ug/L	
W-1216	5/12/21		trans-1,2-Dichloroethene	<	0.5	ug/L	
W-1216	7/19/21		1,1,1-Trichloroethane	<	0.5	ug/L	
W-1216	7/19/21		1,1,2-Trichloroethane	<	0.5	ug/L	
W-1216	7/19/21		1,1-Dichloroethane	<	0.5	ug/L	
W-1216	7/19/21		1,1-Dichloroethene	<	0.5	ug/L	
W-1216	7/19/21		1,2-Dichloroethane	<	0.5	ug/L	
W-1216	7/19/21		Bromodichloromethane	<	0.5	ug/L	
W-1216	7/19/21		Bromoform	<	0.5	ug/L	
W-1216	7/19/21		Carbon tetrachloride	<	0.5	ug/L	
W-1216	7/19/21		Chloroform	<	0.5	ug/L	
W-1216	7/19/21		Dibromochloromethane	<	0.5	ug/L	
W-1216	7/19/21		Tetrachloroethene	<	0.5	ug/L	
W-1216	7/19/21		Trichloroethene		0.95	ug/L	
W-1216	7/19/21		Trichlorofluoromethane	<	0.5	ug/L	
W-1216	7/19/21		Trichlorotrifluoroethane	<	0.5	ug/L	
W-1216	7/19/21		Vinyl chloride	<	0.5	ug/L	
W-1216	7/19/21		cis-1,2-Dichloroethene	<	0.5	ug/L	
W-1216	7/19/21		trans-1,2-Dichloroethene	<	0.5	ug/L	
W-1216	11/9/21		1,1,1-Trichloroethane	<	0.5	ug/L	
W-1216	11/9/21		1,1,2-Trichloroethane	<	0.5	ug/L	
W-1216	11/9/21		1,1-Dichloroethane	<	0.5	ug/L	
W-1216	11/9/21		1,1-Dichloroethene	<	0.5	ug/L	
W-1216	11/9/21		1,2-Dichloroethane	<	0.5	ug/L	
W-1216	11/9/21		Bromodichloromethane	<	0.5	ug/L	
W-1216	11/9/21		Bromoform	<	0.5	ug/L	
W-1216	11/9/21		Carbon tetrachloride	<	0.5	ug/L	
W-1216	11/9/21		Chloroform		1.2	ug/L	
W-1216	11/9/21		Dibromochloromethane	<	0.5	ug/L	
W-1216	11/9/21		Tetrachloroethene	<	0.5	ug/L	
W-1216	11/9/21		Trichloroethene		0.67	ug/L	
W-1216	11/9/21		Trichlorofluoromethane		2.5	ug/L	
W-1216	11/9/21		Trichlorotrifluoroethane	<	0.5	ug/L	
W-1216	11/9/21		Vinyl chloride	<	0.5	ug/L	
W-1216	11/9/21		cis-1,2-Dichloroethene	<	0.5	ug/L	
W-1216	11/9/21		trans-1,2-Dichloroethene	<	0.5	ug/L	
W-1217	7/12/21		1,1,1-Trichloroethane	<	0.5	ug/L	
W-1217	7/12/21		1,1,2-Trichloroethane	<	0.5	ug/L	
W-1217	7/12/21		1,1-Dichloroethane	<	0.5	ug/L	
W-1217	7/12/21		1,1-Dichloroethene		0.5	ug/L	
W-1217	7/12/21		1,2-Dichloroethane	<	0.5	ug/L	
W-1217	7/12/21		Bromodichloromethane	<	0.5	ug/L	
W-1217	7/12/21		Bromoform	<	0.5	ug/L	
W-1217	7/12/21		Carbon tetrachloride	<	0.5	ug/L	
W-1217	7/12/21		Chloroform		0.5	ug/L	
W-1217	7/12/21		Dibromochloromethane	<	0.5	ug/L	
W-1217	7/12/21		Tetrachloroethene		130	ug/L	D
W-1217	7/12/21		Trichloroethene		2.1	ug/L	
W-1217	7/12/21		Trichlorofluoromethane	<	0.5	ug/L	
W-1217	7/12/21		Trichlorotrifluoroethane	<	0.5	ug/L	
W-1217	7/12/21		Vinyl chloride	<	0.5	ug/L	
W-1217	7/12/21		cis-1,2-Dichloroethene	<	0.5	ug/L	
W-1217	7/12/21		trans-1,2-Dichloroethene	<	0.5	ug/L	
W-1217	7/12/21	DUP	1,1,1-Trichloroethane	<	0.5	ug/L	
W-1217	7/12/21	DUP	1,1,2-Trichloroethane	<	0.5	ug/L	

Attachment 2. Table 1. Groundwater analytical data, Livermore Site, 2021.

Well	Date	Sample Type	Parameter	LOS Indicator	Result	Units	QA Flag
W-1217	7/12/21	DUP	1,1-Dichloroethane	<	0.5	ug/L	
W-1217	7/12/21	DUP	1,1-Dichloroethene		0.5	ug/L	
W-1217	7/12/21	DUP	1,2-Dichloroethane	<	0.5	ug/L	
W-1217	7/12/21	DUP	Bromodichloromethane	<	0.5	ug/L	
W-1217	7/12/21	DUP	Bromoform	<	0.5	ug/L	
W-1217	7/12/21	DUP	Carbon tetrachloride	<	0.5	ug/L	
W-1217	7/12/21	DUP	Chloroform	<	0.5	ug/L	
W-1217	7/12/21	DUP	Dibromochloromethane	<	0.5	ug/L	
W-1217	7/12/21	DUP	Tetrachloroethene		130	ug/L	D
W-1217	7/12/21	DUP	Trichloroethene		1.8	ug/L	
W-1217	7/12/21	DUP	Trichlorofluoromethane	<	0.5	ug/L	
W-1217	7/12/21	DUP	Trichlorotrifluoroethane	<	0.5	ug/L	
W-1217	7/12/21	DUP	Vinyl chloride	<	0.5	ug/L	
W-1217	7/12/21	DUP	cis-1,2-Dichloroethene	<	0.5	ug/L	
W-1217	7/12/21	DUP	trans-1,2-Dichloroethene	<	0.5	ug/L	
W-1219	4/21/21		Tritium	<	100	pCi/L	
W-1219	9/16/21		1,1,1-Trichloroethane	<	0.5	ug/L	
W-1219	9/16/21		1,1,2-Trichloroethane	<	0.5	ug/L	
W-1219	9/16/21		1,1-Dichloroethane	<	0.5	ug/L	
W-1219	9/16/21		1,1-Dichloroethene		0.81	ug/L	
W-1219	9/16/21		1,2-Dichloroethane	<	0.5	ug/L	
W-1219	9/16/21		Bromodichloromethane	<	0.5	ug/L	
W-1219	9/16/21		Bromoform	<	0.5	ug/L	
W-1219	9/16/21		Carbon tetrachloride	<	0.5	ug/L	
W-1219	9/16/21		Chloroform	<	0.5	ug/L	
W-1219	9/16/21		Dibromochloromethane	<	0.5	ug/L	
W-1219	9/16/21		Tetrachloroethene	<	0.5	ug/L	
W-1219	9/16/21		Trichloroethene		4.9	ug/L	L
W-1219	9/16/21		Trichlorofluoromethane	<	0.5	ug/L	
W-1219	9/16/21		Trichlorotrifluoroethane	<	0.5	ug/L	
W-1219	9/16/21		Vinyl chloride	<	0.5	ug/L	
W-1219	9/16/21		cis-1,2-Dichloroethene		2.2	ug/L	
W-1219	9/16/21		trans-1,2-Dichloroethene	<	0.5	ug/L	
W-1222	7/13/21		1,1,1-Trichloroethane	<	0.5	ug/L	
W-1222	7/13/21		1,1,2-Trichloroethane	<	0.5	ug/L	
W-1222	7/13/21		1,1-Dichloroethane	<	0.5	ug/L	
W-1222	7/13/21		1,1-Dichloroethene		19	ug/L	
W-1222	7/13/21		1,2-Dichloroethane	<	0.5	ug/L	
W-1222	7/13/21		Bromodichloromethane	<	0.5	ug/L	
W-1222	7/13/21		Bromoform	<	0.5	ug/L	
W-1222	7/13/21		Carbon tetrachloride	<	0.5	ug/L	
W-1222	7/13/21		Chloroform		1.4	ug/L	
W-1222	7/13/21		Dibromochloromethane	<	0.5	ug/L	
W-1222	7/13/21		Tetrachloroethene		19	ug/L	
W-1222	7/13/21		Trichloroethene		65	ug/L	
W-1222	7/13/21		Trichlorofluoromethane	<	0.5	ug/L	
W-1222	7/13/21		Trichlorotrifluoroethane		6.8	ug/L	
W-1222	7/13/21		Vinyl chloride	<	0.5	ug/L	
W-1222	7/13/21		cis-1,2-Dichloroethene	<	0.5	ug/L	
W-1222	7/13/21		trans-1,2-Dichloroethene	<	0.5	ug/L	
W-1222	7/13/21	DUP	1,1,1-Trichloroethane	<	0.5	ug/L	
W-1222	7/13/21	DUP	1,1,2-Trichloroethane	<	0.5	ug/L	
W-1222	7/13/21	DUP	1,1-Dichloroethane	<	0.5	ug/L	
W-1222	7/13/21	DUP	1,1-Dichloroethene		18	ug/L	
W-1222	7/13/21	DUP	1,2-Dichloroethane	<	0.5	ug/L	
W-1222	7/13/21	DUP	Bromodichloromethane	<	0.5	ug/L	
W-1222	7/13/21	DUP	Bromoform	<	0.5	ug/L	
W-1222	7/13/21	DUP	Carbon tetrachloride	<	0.5	ug/L	
W-1222	7/13/21	DUP	Chloroform		1.4	ug/L	
W-1222	7/13/21	DUP	Dibromochloromethane	<	0.5	ug/L	

Attachment 2. Table 1. Groundwater analytical data, Livermore Site, 2021.

Well	Date	Sample Type	Parameter	LOS Indicator	Result	Units	QA Flag
W-1222	7/13/21	DUP	Tetrachloroethene		18	ug/L	
W-1222	7/13/21	DUP	Trichloroethene		62	ug/L	
W-1222	7/13/21	DUP	Trichlorofluoromethane	<	0.5	ug/L	
W-1222	7/13/21	DUP	Trichlorotrifluoroethane		6.2	ug/L	
W-1222	7/13/21	DUP	Vinyl chloride	<	0.5	ug/L	
W-1222	7/13/21	DUP	cis-1,2-Dichloroethene	<	0.5	ug/L	
W-1222	7/13/21	DUP	trans-1,2-Dichloroethene	<	0.5	ug/L	
W-1222	7/21/21		Tritium		251	pCi/L	
W-1222	10/6/21		Tritium		157	pCi/L	
W-1223	3/15/21	DUP	1,1,1-Trichloroethane	<	0.5	ug/L	
W-1223	3/15/21	DUP	1,1,2-Trichloroethane	<	0.5	ug/L	
W-1223	3/15/21	DUP	1,1-Dichloroethane	<	0.5	ug/L	
W-1223	3/15/21	DUP	1,1-Dichloroethene		2.1	ug/L	
W-1223	3/15/21	DUP	1,2-Dichloroethane		0.7	ug/L	
W-1223	3/15/21	DUP	Bromodichloromethane	<	0.5	ug/L	
W-1223	3/15/21	DUP	Bromoform	<	0.5	ug/L	
W-1223	3/15/21	DUP	Carbon tetrachloride		1.7	ug/L	
W-1223	3/15/21	DUP	Chloroform		1.6	ug/L	
W-1223	3/15/21	DUP	Dibromochloromethane	<	0.5	ug/L	
W-1223	3/15/21	DUP	Tetrachloroethene		4.2	ug/L	
W-1223	3/15/21	DUP	Trichloroethene		59	ug/L	
W-1223	3/15/21	DUP	Trichlorofluoromethane	<	0.5	ug/L	
W-1223	3/15/21	DUP	Trichlorotrifluoroethane	<	0.5	ug/L	
W-1223	3/15/21	DUP	Vinyl chloride	<	0.5	ug/L	
W-1223	3/15/21	DUP	cis-1,2-Dichloroethene	<	0.5	ug/L	
W-1223	3/15/21	DUP	trans-1,2-Dichloroethene	<	0.5	ug/L	
W-1223	3/15/21		1,1,1-Trichloroethane	<	0.5	ug/L	
W-1223	3/15/21		1,1,2-Trichloroethane	<	0.5	ug/L	
W-1223	3/15/21		1,1-Dichloroethane	<	0.5	ug/L	
W-1223	3/15/21		1,1-Dichloroethene		1.9	ug/L	
W-1223	3/15/21		1,2-Dichloroethane		0.64	ug/L	
W-1223	3/15/21		Bromodichloromethane	<	0.5	ug/L	
W-1223	3/15/21		Bromoform	<	0.5	ug/L	
W-1223	3/15/21		Carbon tetrachloride		1.8	ug/L	
W-1223	3/15/21		Chloroform		1.7	ug/L	
W-1223	3/15/21		Dibromochloromethane	<	0.5	ug/L	
W-1223	3/15/21		Tetrachloroethene		4.3	ug/L	
W-1223	3/15/21		Trichloroethene		60	ug/L	
W-1223	3/15/21		Trichlorofluoromethane	<	0.5	ug/L	
W-1223	3/15/21		Trichlorotrifluoroethane	<	0.5	ug/L	
W-1223	3/15/21		Vinyl chloride	<	0.5	ug/L	
W-1223	3/15/21		cis-1,2-Dichloroethene	<	0.5	ug/L	
W-1223	3/15/21		trans-1,2-Dichloroethene	<	0.5	ug/L	
W-1223	4/21/21		1,1,1-Trichloroethane	<	0.5	ug/L	
W-1223	4/21/21		1,1,2-Trichloroethane	<	0.5	ug/L	
W-1223	4/21/21		1,1-Dichloroethane	<	0.5	ug/L	
W-1223	4/21/21		1,1-Dichloroethene		2.1	ug/L	
W-1223	4/21/21		1,2-Dichloroethane		0.6	ug/L	
W-1223	4/21/21		Bromodichloromethane	<	0.5	ug/L	
W-1223	4/21/21		Bromoform	<	0.5	ug/L	
W-1223	4/21/21		Carbon tetrachloride		1.6	ug/L	
W-1223	4/21/21		Chloroform		1.7	ug/L	
W-1223	4/21/21		Dibromochloromethane	<	0.5	ug/L	
W-1223	4/21/21		Tetrachloroethene		4.6	ug/L	
W-1223	4/21/21		Trichloroethene		63	ug/L	
W-1223	4/21/21		Trichlorofluoromethane	<	0.5	ug/L	
W-1223	4/21/21		Trichlorotrifluoroethane	<	0.5	ug/L	
W-1223	4/21/21		Vinyl chloride	<	0.5	ug/L	
W-1223	4/21/21		cis-1,2-Dichloroethene	<	0.5	ug/L	
W-1223	4/21/21		trans-1,2-Dichloroethene	<	0.5	ug/L	

Attachment 2. Table 1. Groundwater analytical data, Livermore Site, 2021.

Well	Date	Sample Type	Parameter	LOS Indicator	Result	Units	QA Flag
W-1223	9/16/21		1,1,1-Trichloroethane	<	0.5	ug/L	
W-1223	9/16/21		1,1,2-Trichloroethane	<	0.5	ug/L	
W-1223	9/16/21		1,1-Dichloroethane	<	0.5	ug/L	
W-1223	9/16/21		1,1-Dichloroethene		2.3	ug/L	
W-1223	9/16/21		1,2-Dichloroethane		0.78	ug/L	
W-1223	9/16/21		Bromodichloromethane	<	0.5	ug/L	
W-1223	9/16/21		Bromoform	<	0.5	ug/L	
W-1223	9/16/21		Carbon tetrachloride		1.9	ug/L	
W-1223	9/16/21		Chloroform		1.7	ug/L	
W-1223	9/16/21		Dibromochloromethane	<	0.5	ug/L	
W-1223	9/16/21		Tetrachloroethene		4.1	ug/L	
W-1223	9/16/21		Trichloroethene		64	ug/L	L
W-1223	9/16/21		Trichlorofluoromethane		0.6	ug/L	
W-1223	9/16/21		Trichlorotrifluoroethane	<	0.5	ug/L	
W-1223	9/16/21		Vinyl chloride	<	0.5	ug/L	
W-1223	9/16/21		cis-1,2-Dichloroethene	<	0.5	ug/L	
W-1223	9/16/21		trans-1,2-Dichloroethene	<	0.5	ug/L	
W-1223	9/16/21	DUP	1,1,1-Trichloroethane	<	0.5	ug/L	
W-1223	9/16/21	DUP	1,1,2-Trichloroethane	<	0.5	ug/L	
W-1223	9/16/21	DUP	1,1-Dichloroethane	<	0.5	ug/L	
W-1223	9/16/21	DUP	1,1-Dichloroethene		3.5	ug/L	
W-1223	9/16/21	DUP	1,2-Dichloroethane		0.96	ug/L	
W-1223	9/16/21	DUP	Bromodichloromethane	<	0.5	ug/L	
W-1223	9/16/21	DUP	Bromoform	<	0.5	ug/L	
W-1223	9/16/21	DUP	Carbon tetrachloride		1.7	ug/L	
W-1223	9/16/21	DUP	Chloroform		2	ug/L	
W-1223	9/16/21	DUP	Dibromochloromethane	<	0.5	ug/L	
W-1223	9/16/21	DUP	Tetrachloroethene		4.2	ug/L	IJ
W-1223	9/16/21	DUP	Trichloroethene		73	ug/L	
W-1223	9/16/21	DUP	Trichlorofluoromethane		0.81	ug/L	
W-1223	9/16/21	DUP	Trichlorotrifluoroethane	<	0.5	ug/L	
W-1223	9/16/21	DUP	Vinyl chloride	<	0.5	ug/L	
W-1223	9/16/21	DUP	cis-1,2-Dichloroethene	<	0.5	ug/L	
W-1223	9/16/21	DUP	trans-1,2-Dichloroethene	<	0.5	ug/L	
W-1223	10/6/21		1,1,1-Trichloroethane	<	0.5	ug/L	
W-1223	10/6/21		1,1,2-Trichloroethane	<	0.5	ug/L	
W-1223	10/6/21		1,1-Dichloroethane	<	0.5	ug/L	
W-1223	10/6/21		1,1-Dichloroethene		2.6	ug/L	
W-1223	10/6/21		1,2-Dichloroethane		0.87	ug/L	
W-1223	10/6/21		Bromodichloromethane	<	0.5	ug/L	
W-1223	10/6/21		Bromoform	<	0.5	ug/L	
W-1223	10/6/21		Carbon tetrachloride		1.8	ug/L	
W-1223	10/6/21		Chloroform		1.6	ug/L	
W-1223	10/6/21		Dibromochloromethane	<	0.5	ug/L	
W-1223	10/6/21		Tetrachloroethene		4.4	ug/L	
W-1223	10/6/21		Trichloroethene		63	ug/L	
W-1223	10/6/21		Trichlorofluoromethane		0.63	ug/L	
W-1223	10/6/21		Trichlorotrifluoroethane	<	0.5	ug/L	
W-1223	10/6/21		Vinyl chloride	<	0.5	ug/L	
W-1223	10/6/21		cis-1,2-Dichloroethene	<	0.5	ug/L	
W-1223	10/6/21		trans-1,2-Dichloroethene	<	0.5	ug/L	
W-1224	8/25/21		1,1,1-Trichloroethane	<	0.5	ug/L	
W-1224	8/25/21		1,1,2-Trichloroethane	<	0.5	ug/L	
W-1224	8/25/21		1,1-Dichloroethane	<	0.5	ug/L	
W-1224	8/25/21		1,1-Dichloroethene	<	0.5	ug/L	
W-1224	8/25/21		1,2-Dichloroethane	<	0.5	ug/L	
W-1224	8/25/21		Bromodichloromethane	<	0.5	ug/L	
W-1224	8/25/21		Bromoform	<	0.5	ug/L	
W-1224	8/25/21		Carbon tetrachloride	<	0.5	ug/L	
W-1224	8/25/21		Chloroform	<	0.5	ug/L	

Attachment 2. Table 1. Groundwater analytical data, Livermore Site, 2021.

Well	Date	Sample Type	Parameter	LOS Indicator	Result	Units	QA Flag
W-1224	8/25/21		Dibromochloromethane	<	0.5	ug/L	
W-1224	8/25/21		Tetrachloroethene	<	0.5	ug/L	
W-1224	8/25/21		Trichloroethene	<	0.5	ug/L	
W-1224	8/25/21		Trichlorofluoromethane	<	0.5	ug/L	
W-1224	8/25/21		Trichlorotrifluoroethane	<	0.5	ug/L	
W-1224	8/25/21		Vinyl chloride	<	0.5	ug/L	
W-1224	8/25/21		cis-1,2-Dichloroethene	<	0.5	ug/L	
W-1224	8/25/21		trans-1,2-Dichloroethene	<	0.5	ug/L	
W-1225	1/26/21		1,1,1-Trichloroethane	<	0.5	ug/L	
W-1225	1/26/21		1,1,2-Trichloroethane	<	0.5	ug/L	
W-1225	1/26/21		1,1-Dichloroethane	<	0.5	ug/L	
W-1225	1/26/21		1,1-Dichloroethene		24	ug/L	
W-1225	1/26/21		1,2-Dichloroethane	<	0.5	ug/L	
W-1225	1/26/21		Bromodichloromethane	<	0.5	ug/L	
W-1225	1/26/21		Bromoform	<	0.5	ug/L	
W-1225	1/26/21		Carbon tetrachloride	<	0.5	ug/L	
W-1225	1/26/21		Chloroform		1.2	ug/L	
W-1225	1/26/21		Dibromochloromethane	<	0.5	ug/L	
W-1225	1/26/21		Tetrachloroethene		50	ug/L	
W-1225	1/26/21		Trichloroethene		360	ug/L	D
W-1225	1/26/21		Trichlorofluoromethane	<	0.5	ug/L	
W-1225	1/26/21		Trichlorotrifluoroethane		1.4	ug/L	
W-1225	1/26/21		Vinyl chloride	<	0.5	ug/L	
W-1225	1/26/21		cis-1,2-Dichloroethene	<	0.5	ug/L	
W-1225	1/26/21		trans-1,2-Dichloroethene	<	0.5	ug/L	
W-1225	1/26/21		Tritium		154	pCi/L	
W-1225	2/10/21		Tritium		101	pCi/L	
W-1225	10/18/21		1,1,1-Trichloroethane	<	0.5	ug/L	
W-1225	10/18/21		1,1,2-Trichloroethane	<	0.5	ug/L	
W-1225	10/18/21		1,1-Dichloroethane	<	0.5	ug/L	
W-1225	10/18/21		1,1-Dichloroethene		19	ug/L	
W-1225	10/18/21		1,2-Dichloroethane	<	0.5	ug/L	
W-1225	10/18/21		Bromodichloromethane	<	0.5	ug/L	
W-1225	10/18/21		Bromoform	<	0.5	ug/L	
W-1225	10/18/21		Carbon tetrachloride	<	0.5	ug/L	
W-1225	10/18/21		Chloroform		1.1	ug/L	
W-1225	10/18/21		Dibromochloromethane	<	0.5	ug/L	
W-1225	10/18/21		Tetrachloroethene		23	ug/L	
W-1225	10/18/21		Trichloroethene		210	ug/L	D
W-1225	10/18/21		Trichlorofluoromethane	<	0.5	ug/L	
W-1225	10/18/21		Trichlorotrifluoroethane		2	ug/L	
W-1225	10/18/21		Vinyl chloride	<	0.5	ug/L	
W-1225	10/18/21		cis-1,2-Dichloroethene	<	0.5	ug/L	
W-1225	10/18/21		trans-1,2-Dichloroethene	<	0.5	ug/L	
W-1225	10/18/21	DUP	1,1,1-Trichloroethane	<	0.5	ug/L	O
W-1225	10/18/21	DUP	1,1,2-Trichloroethane	<	0.5	ug/L	
W-1225	10/18/21	DUP	1,1-Dichloroethane	<	0.5	ug/L	
W-1225	10/18/21	DUP	1,1-Dichloroethene		24	ug/L	O
W-1225	10/18/21	DUP	1,2-Dichloroethane	<	0.5	ug/L	
W-1225	10/18/21	DUP	Bromodichloromethane	<	0.5	ug/L	
W-1225	10/18/21	DUP	Bromoform	<	0.5	ug/L	
W-1225	10/18/21	DUP	Carbon tetrachloride	<	0.5	ug/L	
W-1225	10/18/21	DUP	Chloroform		1.2	ug/L	
W-1225	10/18/21	DUP	Dibromochloromethane	<	0.5	ug/L	
W-1225	10/18/21	DUP	Tetrachloroethene		23	ug/L	
W-1225	10/18/21	DUP	Trichloroethene		180	ug/L	D
W-1225	10/18/21	DUP	Trichlorofluoromethane	<	0.5	ug/L	
W-1225	10/18/21	DUP	Trichlorotrifluoroethane		2.5	ug/L	O
W-1225	10/18/21	DUP	Vinyl chloride	<	0.5	ug/L	
W-1225	10/18/21	DUP	cis-1,2-Dichloroethene	<	0.5	ug/L	

Attachment 2. Table 1. Groundwater analytical data, Livermore Site, 2021.

Well	Date	Sample Type	Parameter	LOS Indicator	Result	Units	QA Flag
W-1225	10/18/21	DUP	trans-1,2-Dichloroethene	<	0.5	ug/L	
W-1226	10/20/21		1,1,1-Trichloroethane	<	0.5	ug/L	
W-1226	10/20/21		1,1,2-Trichloroethane	<	0.5	ug/L	
W-1226	10/20/21		1,1-Dichloroethane	<	0.5	ug/L	
W-1226	10/20/21		1,1-Dichloroethene		0.6	ug/L	
W-1226	10/20/21		1,2-Dichloroethane	<	0.5	ug/L	
W-1226	10/20/21		Bromodichloromethane	<	0.5	ug/L	
W-1226	10/20/21		Bromoform	<	0.5	ug/L	
W-1226	10/20/21		Carbon tetrachloride	<	0.5	ug/L	
W-1226	10/20/21		Chloroform	<	0.5	ug/L	
W-1226	10/20/21		Dibromochloromethane	<	0.5	ug/L	
W-1226	10/20/21		Tetrachloroethene	<	0.5	ug/L	
W-1226	10/20/21		Trichloroethene		1	ug/L	
W-1226	10/20/21		Trichlorofluoromethane	<	0.5	ug/L	
W-1226	10/20/21		Trichlorotrifluoroethane	<	0.5	ug/L	
W-1226	10/20/21		Vinyl chloride	<	0.5	ug/L	
W-1226	10/20/21		cis-1,2-Dichloroethene		2.9	ug/L	
W-1226	10/20/21		trans-1,2-Dichloroethene	<	0.5	ug/L	
W-123	3/24/21		1,1,1-Trichloroethane	<	0.5	ug/L	
W-123	3/24/21		1,1,2-Trichloroethane	<	0.5	ug/L	
W-123	3/24/21		1,1-Dichloroethane	<	0.5	ug/L	
W-123	3/24/21		1,1-Dichloroethene	<	0.5	ug/L	
W-123	3/24/21		1,2-Dichloroethane	<	0.5	ug/L	
W-123	3/24/21		Bromodichloromethane	<	0.5	ug/L	
W-123	3/24/21		Bromoform	<	0.5	ug/L	
W-123	3/24/21		Carbon tetrachloride	<	0.5	ug/L	
W-123	3/24/21		Chloroform	<	0.5	ug/L	
W-123	3/24/21		Dibromochloromethane	<	0.5	ug/L	
W-123	3/24/21		Tetrachloroethene	<	0.5	ug/L	
W-123	3/24/21		Trichloroethene	<	0.5	ug/L	
W-123	3/24/21		Trichlorofluoromethane	<	0.5	ug/L	
W-123	3/24/21		Trichlorotrifluoroethane	<	0.5	ug/L	
W-123	3/24/21		Vinyl chloride	<	0.5	ug/L	
W-123	3/24/21		cis-1,2-Dichloroethene	<	0.5	ug/L	
W-123	3/24/21		trans-1,2-Dichloroethene	<	0.5	ug/L	
W-1250	3/17/21		1,1,1-Trichloroethane	<	0.5	ug/L	
W-1250	3/17/21		1,1,2-Trichloroethane	<	0.5	ug/L	
W-1250	3/17/21		1,1-Dichloroethane	<	0.5	ug/L	
W-1250	3/17/21		1,1-Dichloroethene		1.8	ug/L	
W-1250	3/17/21		1,2-Dichloroethane	<	0.5	ug/L	
W-1250	3/17/21		Bromodichloromethane	<	0.5	ug/L	
W-1250	3/17/21		Bromoform	<	0.5	ug/L	
W-1250	3/17/21		Carbon tetrachloride		50	ug/L	
W-1250	3/17/21		Chloroform		26	ug/L	
W-1250	3/17/21		Dibromochloromethane	<	0.5	ug/L	
W-1250	3/17/21		Tetrachloroethene		1.6	ug/L	
W-1250	3/17/21		Trichloroethene		2700	ug/L	D
W-1250	3/17/21		Trichlorofluoromethane	<	0.5	ug/L	
W-1250	3/17/21		Trichlorotrifluoroethane		8.4	ug/L	
W-1250	3/17/21		Vinyl chloride	<	0.5	ug/L	
W-1250	3/17/21		cis-1,2-Dichloroethene	<	0.5	ug/L	
W-1250	3/17/21		trans-1,2-Dichloroethene	<	0.5	ug/L	
W-1250	3/17/21	DUP	1,1,1-Trichloroethane	<	0.5	ug/L	
W-1250	3/17/21	DUP	1,1,2-Trichloroethane	<	0.5	ug/L	
W-1250	3/17/21	DUP	1,1-Dichloroethane	<	0.5	ug/L	
W-1250	3/17/21	DUP	1,1-Dichloroethene		1.9	ug/L	
W-1250	3/17/21	DUP	1,2-Dichloroethane	<	0.5	ug/L	
W-1250	3/17/21	DUP	Bromodichloromethane	<	0.5	ug/L	
W-1250	3/17/21	DUP	Bromoform	<	0.5	ug/L	
W-1250	3/17/21	DUP	Carbon tetrachloride		59	ug/L	

Attachment 2. Table 1. Groundwater analytical data, Livermore Site, 2021.

Well	Date	Sample Type	Parameter	LOS Indicator	Result	Units	QA Flag
W-1250	3/17/21	DUP	Chloroform		29	ug/L	
W-1250	3/17/21	DUP	Dibromochloromethane	<	0.5	ug/L	
W-1250	3/17/21	DUP	Tetrachloroethene		1.7	ug/L	
W-1250	3/17/21	DUP	Trichloroethene		2780	ug/L	D
W-1250	3/17/21	DUP	Trichlorofluoromethane	<	0.5	ug/L	
W-1250	3/17/21	DUP	Trichlorotrifluoroethane		9.6	ug/L	
W-1250	3/17/21	DUP	Vinyl chloride	<	0.5	ug/L	
W-1250	3/17/21	DUP	cis-1,2-Dichloroethene	<	0.5	ug/L	
W-1250	3/17/21	DUP	trans-1,2-Dichloroethene	<	0.5	ug/L	
W-1250	4/21/21		1,1,1-Trichloroethane	<	0.5	ug/L	
W-1250	4/21/21		1,1,2-Trichloroethane	<	0.5	ug/L	
W-1250	4/21/21		1,1-Dichloroethane	<	0.5	ug/L	
W-1250	4/21/21		1,1-Dichloroethene		2.2	ug/L	
W-1250	4/21/21		1,2-Dichloroethane	<	0.5	ug/L	
W-1250	4/21/21		Bromodichloromethane	<	0.5	ug/L	
W-1250	4/21/21		Bromoform	<	0.5	ug/L	
W-1250	4/21/21		Carbon tetrachloride		56	ug/L	
W-1250	4/21/21		Chloroform		29	ug/L	
W-1250	4/21/21		Dibromochloromethane	<	0.5	ug/L	
W-1250	4/21/21		Tetrachloroethene		2.1	ug/L	
W-1250	4/21/21		Trichloroethene		3000	ug/L	D
W-1250	4/21/21		Trichlorofluoromethane	<	0.5	ug/L	
W-1250	4/21/21		Trichlorotrifluoroethane		9.4	ug/L	
W-1250	4/21/21		Vinyl chloride	<	0.5	ug/L	
W-1250	4/21/21		cis-1,2-Dichloroethene	<	0.5	ug/L	
W-1250	4/21/21		trans-1,2-Dichloroethene	<	0.5	ug/L	
W-1250	10/11/21		1,1,1-Trichloroethane	<	0.5	ug/L	
W-1250	10/11/21		1,1,2-Trichloroethane	<	0.5	ug/L	
W-1250	10/11/21		1,1-Dichloroethane	<	0.5	ug/L	
W-1250	10/11/21		1,1-Dichloroethene		2.4	ug/L	
W-1250	10/11/21		1,2-Dichloroethane	<	0.5	ug/L	
W-1250	10/11/21		Bromodichloromethane	<	0.5	ug/L	
W-1250	10/11/21		Bromoform	<	0.5	ug/L	
W-1250	10/11/21		Carbon tetrachloride		63	ug/L	
W-1250	10/11/21		Chloroform		30	ug/L	
W-1250	10/11/21		Dibromochloromethane	<	0.5	ug/L	
W-1250	10/11/21		Tetrachloroethene		2	ug/L	
W-1250	10/11/21		Trichloroethene		3100	ug/L	D
W-1250	10/11/21		Trichlorofluoromethane	<	0.5	ug/L	
W-1250	10/11/21		Trichlorotrifluoroethane		11	ug/L	
W-1250	10/11/21		Vinyl chloride	<	0.5	ug/L	
W-1250	10/11/21		cis-1,2-Dichloroethene	<	0.5	ug/L	
W-1250	10/11/21		trans-1,2-Dichloroethene	<	0.5	ug/L	
W-1250	10/11/21	DUP	1,1,1-Trichloroethane	<	0.5	ug/L	
W-1250	10/11/21	DUP	1,1,2-Trichloroethane	<	0.5	ug/L	
W-1250	10/11/21	DUP	1,1-Dichloroethane	<	0.5	ug/L	
W-1250	10/11/21	DUP	1,1-Dichloroethene		2.5	ug/L	
W-1250	10/11/21	DUP	1,2-Dichloroethane	<	0.5	ug/L	
W-1250	10/11/21	DUP	Bromodichloromethane	<	0.5	ug/L	
W-1250	10/11/21	DUP	Bromoform	<	0.5	ug/L	
W-1250	10/11/21	DUP	Carbon tetrachloride		65	ug/L	
W-1250	10/11/21	DUP	Chloroform		30	ug/L	
W-1250	10/11/21	DUP	Dibromochloromethane	<	0.5	ug/L	
W-1250	10/11/21	DUP	Tetrachloroethene		2	ug/L	
W-1250	10/11/21	DUP	Trichloroethene		3100	ug/L	D
W-1250	10/11/21	DUP	Trichlorofluoromethane	<	0.5	ug/L	
W-1250	10/11/21	DUP	Trichlorotrifluoroethane		12	ug/L	
W-1250	10/11/21	DUP	Vinyl chloride	<	0.5	ug/L	
W-1250	10/11/21	DUP	cis-1,2-Dichloroethene	<	0.5	ug/L	
W-1250	10/11/21	DUP	trans-1,2-Dichloroethene	<	0.5	ug/L	

Attachment 2. Table 1. Groundwater analytical data, Livermore Site, 2021.

Well	Date	Sample Type	Parameter	LOS Indicator	Result	Units	QA Flag
W-1251	2/24/21		1,1,1-Trichloroethane	<	0.5	ug/L	
W-1251	2/24/21		1,1,2-Trichloroethane	<	0.5	ug/L	
W-1251	2/24/21		1,1-Dichloroethane	<	0.5	ug/L	
W-1251	2/24/21		1,1-Dichloroethene	<	0.5	ug/L	
W-1251	2/24/21		1,2-Dichloroethane	<	0.5	ug/L	
W-1251	2/24/21		Bromodichloromethane	<	0.5	ug/L	
W-1251	2/24/21		Bromoform	<	0.5	ug/L	
W-1251	2/24/21		Carbon tetrachloride	<	0.5	ug/L	
W-1251	2/24/21		Chloroform		1.1	ug/L	
W-1251	2/24/21		Dibromochloromethane	<	0.5	ug/L	
W-1251	2/24/21		Tetrachloroethene	<	0.5	ug/L	
W-1251	2/24/21		Trichloroethene		42	ug/L	
W-1251	2/24/21		Trichlorofluoromethane	<	0.5	ug/L	
W-1251	2/24/21		Trichlorotrifluoroethane	<	0.5	ug/L	
W-1251	2/24/21		Vinyl chloride	<	0.5	ug/L	
W-1251	2/24/21		cis-1,2-Dichloroethene	<	0.5	ug/L	
W-1251	2/24/21		trans-1,2-Dichloroethene	<	0.5	ug/L	
W-1251	2/24/21	DUP	1,1,1-Trichloroethane	<	0.5	ug/L	
W-1251	2/24/21	DUP	1,1,2-Trichloroethane	<	0.5	ug/L	
W-1251	2/24/21	DUP	1,1-Dichloroethane	<	0.5	ug/L	
W-1251	2/24/21	DUP	1,1-Dichloroethene	<	0.5	ug/L	
W-1251	2/24/21	DUP	1,2-Dichloroethane	<	0.5	ug/L	
W-1251	2/24/21	DUP	Bromodichloromethane	<	0.5	ug/L	
W-1251	2/24/21	DUP	Bromoform	<	0.5	ug/L	
W-1251	2/24/21	DUP	Carbon tetrachloride	<	0.5	ug/L	
W-1251	2/24/21	DUP	Chloroform		1	ug/L	
W-1251	2/24/21	DUP	Dibromochloromethane	<	0.5	ug/L	
W-1251	2/24/21	DUP	Tetrachloroethene	<	0.5	ug/L	
W-1251	2/24/21	DUP	Trichloroethene		39	ug/L	
W-1251	2/24/21	DUP	Trichlorofluoromethane	<	0.5	ug/L	
W-1251	2/24/21	DUP	Trichlorotrifluoroethane	<	0.5	ug/L	
W-1251	2/24/21	DUP	Vinyl chloride	<	0.5	ug/L	
W-1251	2/24/21	DUP	cis-1,2-Dichloroethene	<	0.5	ug/L	
W-1251	2/24/21	DUP	trans-1,2-Dichloroethene	<	0.5	ug/L	
W-1251	4/21/21		1,1,1-Trichloroethane	<	0.5	ug/L	
W-1251	4/21/21		1,1,2-Trichloroethane	<	0.5	ug/L	
W-1251	4/21/21		1,1-Dichloroethane	<	0.5	ug/L	
W-1251	4/21/21		1,1-Dichloroethene	<	0.5	ug/L	
W-1251	4/21/21		1,2-Dichloroethane	<	0.5	ug/L	
W-1251	4/21/21		Bromodichloromethane	<	0.5	ug/L	
W-1251	4/21/21		Bromoform	<	0.5	ug/L	
W-1251	4/21/21		Carbon tetrachloride	<	0.5	ug/L	
W-1251	4/21/21		Chloroform		1.1	ug/L	
W-1251	4/21/21		Dibromochloromethane	<	0.5	ug/L	
W-1251	4/21/21		Tetrachloroethene	<	0.5	ug/L	
W-1251	4/21/21		Trichloroethene		43	ug/L	
W-1251	4/21/21		Trichlorofluoromethane	<	0.5	ug/L	
W-1251	4/21/21		Trichlorotrifluoroethane	<	0.5	ug/L	
W-1251	4/21/21		Vinyl chloride	<	0.5	ug/L	
W-1251	4/21/21		cis-1,2-Dichloroethene	<	0.5	ug/L	
W-1251	4/21/21		trans-1,2-Dichloroethene	<	0.5	ug/L	
W-1251	10/18/21		1,1,1-Trichloroethane	<	0.5	ug/L	
W-1251	10/18/21		1,1,2-Trichloroethane	<	0.5	ug/L	
W-1251	10/18/21		1,1-Dichloroethane	<	0.5	ug/L	
W-1251	10/18/21		1,1-Dichloroethene	<	0.5	ug/L	
W-1251	10/18/21		1,2-Dichloroethane	<	0.5	ug/L	
W-1251	10/18/21		Bromodichloromethane	<	0.5	ug/L	
W-1251	10/18/21		Bromoform	<	0.5	ug/L	
W-1251	10/18/21		Carbon tetrachloride	<	0.5	ug/L	
W-1251	10/18/21		Chloroform		0.98	ug/L	

Attachment 2. Table 1. Groundwater analytical data, Livermore Site, 2021.

Well	Date	Sample Type	Parameter	LOS Indicator	Result	Units	QA Flag
W-1251	10/18/21		Dibromochloromethane	<	0.5	ug/L	
W-1251	10/18/21		Tetrachloroethene	<	0.5	ug/L	
W-1251	10/18/21		Trichloroethene		36	ug/L	
W-1251	10/18/21		Trichlorofluoromethane	<	0.5	ug/L	
W-1251	10/18/21		Trichlorotrifluoroethane	<	0.5	ug/L	
W-1251	10/18/21		Vinyl chloride	<	0.5	ug/L	
W-1251	10/18/21		cis-1,2-Dichloroethene	<	0.5	ug/L	
W-1251	10/18/21		trans-1,2-Dichloroethene	<	0.5	ug/L	
W-1251	10/18/21	DUP	1,1,1-Trichloroethane	<	0.5	ug/L	O
W-1251	10/18/21	DUP	1,1,2-Trichloroethane	<	0.5	ug/L	
W-1251	10/18/21	DUP	1,1-Dichloroethane	<	0.5	ug/L	
W-1251	10/18/21	DUP	1,1-Dichloroethene	<	0.5	ug/L	O
W-1251	10/18/21	DUP	1,2-Dichloroethane	<	0.5	ug/L	O
W-1251	10/18/21	DUP	Bromodichloromethane	<	0.5	ug/L	
W-1251	10/18/21	DUP	Bromoform	<	0.5	ug/L	
W-1251	10/18/21	DUP	Carbon tetrachloride	<	0.5	ug/L	
W-1251	10/18/21	DUP	Chloroform		0.92	ug/L	
W-1251	10/18/21	DUP	Dibromochloromethane	<	0.5	ug/L	
W-1251	10/18/21	DUP	Tetrachloroethene	<	0.5	ug/L	
W-1251	10/18/21	DUP	Trichloroethene		34	ug/L	
W-1251	10/18/21	DUP	Trichlorofluoromethane	<	0.5	ug/L	
W-1251	10/18/21	DUP	Trichlorotrifluoroethane	<	0.5	ug/L	
W-1251	10/18/21	DUP	Vinyl chloride	<	0.5	ug/L	
W-1251	10/18/21	DUP	cis-1,2-Dichloroethene	<	0.5	ug/L	O
W-1251	10/18/21	DUP	trans-1,2-Dichloroethene	<	0.5	ug/L	
W-1252	10/12/21		1,1,1-Trichloroethane	<	0.5	ug/L	
W-1252	10/12/21		1,1,2-Trichloroethane	<	0.5	ug/L	
W-1252	10/12/21		1,1-Dichloroethane	<	0.5	ug/L	
W-1252	10/12/21		1,1-Dichloroethene	<	0.5	ug/L	
W-1252	10/12/21		1,2-Dichloroethane	<	0.5	ug/L	
W-1252	10/12/21		Bromodichloromethane	<	0.5	ug/L	
W-1252	10/12/21		Bromoform	<	0.5	ug/L	
W-1252	10/12/21		Carbon tetrachloride		11	ug/L	
W-1252	10/12/21		Chloroform		4.1	ug/L	
W-1252	10/12/21		Dibromochloromethane	<	0.5	ug/L	
W-1252	10/12/21		Tetrachloroethene	<	0.5	ug/L	
W-1252	10/12/21		Trichloroethene		510	ug/L	D
W-1252	10/12/21		Trichlorofluoromethane	<	0.5	ug/L	
W-1252	10/12/21		Trichlorotrifluoroethane		5.4	ug/L	
W-1252	10/12/21		Vinyl chloride	<	0.5	ug/L	
W-1252	10/12/21		cis-1,2-Dichloroethene	<	0.5	ug/L	
W-1252	10/12/21		trans-1,2-Dichloroethene	<	0.5	ug/L	
W-1252	10/12/21	DUP	1,1,1-Trichloroethane	<	0.5	ug/L	
W-1252	10/12/21	DUP	1,1,2-Trichloroethane	<	0.5	ug/L	
W-1252	10/12/21	DUP	1,1-Dichloroethane	<	0.5	ug/L	
W-1252	10/12/21	DUP	1,1-Dichloroethene	<	0.5	ug/L	
W-1252	10/12/21	DUP	1,2-Dichloroethane	<	0.5	ug/L	
W-1252	10/12/21	DUP	Bromodichloromethane	<	0.5	ug/L	
W-1252	10/12/21	DUP	Bromoform	<	0.5	ug/L	
W-1252	10/12/21	DUP	Carbon tetrachloride		8.7	ug/L	
W-1252	10/12/21	DUP	Chloroform		3.8	ug/L	
W-1252	10/12/21	DUP	Dibromochloromethane	<	0.5	ug/L	
W-1252	10/12/21	DUP	Tetrachloroethene	<	0.5	ug/L	
W-1252	10/12/21	DUP	Trichloroethene		460	ug/L	D
W-1252	10/12/21	DUP	Trichlorofluoromethane	<	0.5	ug/L	
W-1252	10/12/21	DUP	Trichlorotrifluoroethane		6.7	ug/L	
W-1252	10/12/21	DUP	Vinyl chloride	<	0.5	ug/L	
W-1252	10/12/21	DUP	cis-1,2-Dichloroethene	<	0.5	ug/L	
W-1252	10/12/21	DUP	trans-1,2-Dichloroethene	<	0.5	ug/L	
W-1253	3/17/21		1,1,1-Trichloroethane	<	0.5	ug/L	

Attachment 2. Table 1. Groundwater analytical data, Livermore Site, 2021.

Well	Date	Sample Type	Parameter	LOS Indicator	Result	Units	QA Flag
W-1253	3/17/21		1,1,2-Trichloroethane	<	0.5	ug/L	
W-1253	3/17/21		1,1-Dichloroethane		0.73	ug/L	
W-1253	3/17/21		1,1-Dichloroethene		8	ug/L	
W-1253	3/17/21		1,2-Dichloroethane		0.81	ug/L	
W-1253	3/17/21		Bromodichloromethane	<	0.5	ug/L	
W-1253	3/17/21		Bromoform	<	0.5	ug/L	
W-1253	3/17/21		Carbon tetrachloride		1.9	ug/L	
W-1253	3/17/21		Chloroform		15	ug/L	
W-1253	3/17/21		Dibromochloromethane	<	0.5	ug/L	
W-1253	3/17/21		Tetrachloroethene		9.1	ug/L	
W-1253	3/17/21		Trichloroethene		900	ug/L	D
W-1253	3/17/21		Trichlorofluoromethane	<	0.5	ug/L	
W-1253	3/17/21		Trichlorotrifluoroethane		6.1	ug/L	
W-1253	3/17/21		Vinyl chloride	<	0.5	ug/L	
W-1253	3/17/21		cis-1,2-Dichloroethene		2.9	ug/L	
W-1253	3/17/21		trans-1,2-Dichloroethene		0.96	ug/L	
W-1253	3/17/21	DUP	1,1,2-Trichloroethane	<	0.5	ug/L	
W-1253	3/17/21	DUP	1,1-Dichloroethane		0.71	ug/L	
W-1253	3/17/21	DUP	1,1-Dichloroethene		7.8	ug/L	
W-1253	3/17/21	DUP	1,2-Dichloroethane		0.85	ug/L	
W-1253	3/17/21	DUP	Bromodichloromethane	<	0.5	ug/L	
W-1253	3/17/21	DUP	Bromoform	<	0.5	ug/L	
W-1253	3/17/21	DUP	Carbon tetrachloride		1.5	ug/L	
W-1253	3/17/21	DUP	Chloroform		14	ug/L	
W-1253	3/17/21	DUP	Dibromochloromethane	<	0.5	ug/L	
W-1253	3/17/21	DUP	Tetrachloroethene		10	ug/L	
W-1253	3/17/21	DUP	Trichloroethene		850	ug/L	D
W-1253	3/17/21	DUP	Trichlorofluoromethane	<	0.5	ug/L	
W-1253	3/17/21	DUP	Trichlorotrifluoroethane		7.6	ug/L	
W-1253	3/17/21	DUP	Vinyl chloride	<	0.5	ug/L	
W-1253	3/17/21	DUP	cis-1,2-Dichloroethene		2.7	ug/L	
W-1253	3/17/21	DUP	trans-1,2-Dichloroethene		0.94	ug/L	
W-1253	4/21/21		1,1,1-Trichloroethane	<	0.5	ug/L	
W-1253	4/21/21		1,1,2-Trichloroethane	<	0.5	ug/L	
W-1253	4/21/21		1,1-Dichloroethane	<	0.5	ug/L	
W-1253	4/21/21		1,1-Dichloroethene		0.5	ug/L	
W-1253	4/21/21		1,2-Dichloroethane	<	0.5	ug/L	
W-1253	4/21/21		Bromodichloromethane	<	0.5	ug/L	
W-1253	4/21/21		Bromoform	<	0.5	ug/L	
W-1253	4/21/21		Carbon tetrachloride	<	0.5	ug/L	
W-1253	4/21/21		Chloroform		1	ug/L	
W-1253	4/21/21		Dibromochloromethane	<	0.5	ug/L	
W-1253	4/21/21		Tetrachloroethene		0.67	ug/L	
W-1253	4/21/21		Trichloroethene		120	ug/L	D
W-1253	4/21/21		Trichlorofluoromethane	<	0.5	ug/L	
W-1253	4/21/21		Trichlorotrifluoroethane	<	0.5	ug/L	
W-1253	4/21/21		Vinyl chloride	<	0.5	ug/L	
W-1253	4/21/21		cis-1,2-Dichloroethene	<	0.5	ug/L	
W-1253	4/21/21		trans-1,2-Dichloroethene	<	0.5	ug/L	
W-1253	10/7/21		1,1,1-Trichloroethane	<	0.5	ug/L	
W-1253	10/7/21		1,1,2-Trichloroethane	<	0.5	ug/L	
W-1253	10/7/21		1,1-Dichloroethane		0.94	ug/L	
W-1253	10/7/21		1,1-Dichloroethene		11	ug/L	
W-1253	10/7/21		1,2-Dichloroethane		0.96	ug/L	
W-1253	10/7/21		Bromodichloromethane	<	0.5	ug/L	
W-1253	10/7/21		Bromoform	<	0.5	ug/L	
W-1253	10/7/21		Carbon tetrachloride		3.7	ug/L	
W-1253	10/7/21		Chloroform		21	ug/L	
W-1253	10/7/21		Dibromochloromethane	<	0.5	ug/L	
W-1253	10/7/21		Tetrachloroethene		14	ug/L	

Attachment 2. Table 1. Groundwater analytical data, Livermore Site, 2021.

Well	Date	Sample Type	Parameter	LOS Indicator	Result	Units	QA Flag
W-1253	10/7/21		Trichloroethene		590	ug/L	D
W-1253	10/7/21		Trichlorofluoromethane	<	0.5	ug/L	
W-1253	10/7/21		Trichlorotrifluoroethane		8.7	ug/L	
W-1253	10/7/21		Vinyl chloride	<	0.5	ug/L	
W-1253	10/7/21		cis-1,2-Dichloroethene		4	ug/L	
W-1253	10/7/21		trans-1,2-Dichloroethene		1.6	ug/L	
W-1253	10/7/21	DUP	1,1,1-Trichloroethane	<	0.5	ug/L	
W-1253	10/7/21	DUP	1,1,2-Trichloroethane	<	0.5	ug/L	
W-1253	10/7/21	DUP	1,1-Dichloroethane		0.79	ug/L	
W-1253	10/7/21	DUP	1,1-Dichloroethene		8.9	ug/L	
W-1253	10/7/21	DUP	1,2-Dichloroethane		0.82	ug/L	
W-1253	10/7/21	DUP	Bromodichloromethane	<	0.5	ug/L	
W-1253	10/7/21	DUP	Bromoform	<	0.5	ug/L	
W-1253	10/7/21	DUP	Carbon tetrachloride		2.9	ug/L	
W-1253	10/7/21	DUP	Chloroform		17	ug/L	
W-1253	10/7/21	DUP	Dibromochloromethane	<	0.5	ug/L	
W-1253	10/7/21	DUP	Tetrachloroethene		11	ug/L	
W-1253	10/7/21	DUP	Trichloroethene		880	ug/L	D
W-1253	10/7/21	DUP	Trichlorofluoromethane	<	0.5	ug/L	
W-1253	10/7/21	DUP	Trichlorotrifluoroethane		6.9	ug/L	
W-1253	10/7/21	DUP	Vinyl chloride	<	0.5	ug/L	
W-1253	10/7/21	DUP	cis-1,2-Dichloroethene		3.5	ug/L	
W-1253	10/7/21	DUP	trans-1,2-Dichloroethene		1.3	ug/L	
W-1254	1/6/21		1,1,1-Trichloroethane	<	0.5	ug/L	
W-1254	1/6/21		1,1,2-Trichloroethane	<	0.5	ug/L	
W-1254	1/6/21		1,1-Dichloroethane	<	0.5	ug/L	
W-1254	1/6/21		1,1-Dichloroethene	<	0.5	ug/L	
W-1254	1/6/21		1,2-Dichloroethane	<	0.5	ug/L	
W-1254	1/6/21		Bromodichloromethane	<	0.5	ug/L	
W-1254	1/6/21		Bromoform	<	0.5	ug/L	
W-1254	1/6/21		Carbon tetrachloride		1.7	ug/L	
W-1254	1/6/21		Chloroform		0.73	ug/L	
W-1254	1/6/21		Chromium		0.0088	mg/L	
W-1254	1/6/21		Dibromochloromethane	<	0.5	ug/L	
W-1254	1/6/21		Tetrachloroethene	<	0.5	ug/L	
W-1254	1/6/21		Trichloroethene		49	ug/L	
W-1254	1/6/21		Trichlorofluoromethane	<	0.5	ug/L	
W-1254	1/6/21		Trichlorotrifluoroethane	<	0.5	ug/L	
W-1254	1/6/21		Vinyl chloride	<	0.5	ug/L	
W-1254	1/6/21		cis-1,2-Dichloroethene	<	0.5	ug/L	
W-1254	1/6/21		trans-1,2-Dichloroethene	<	0.5	ug/L	
W-1254	4/1/21		1,1,1-Trichloroethane	<	0.5	ug/L	
W-1254	4/1/21		1,1,2-Trichloroethane	<	0.5	ug/L	
W-1254	4/1/21		1,1-Dichloroethane	<	0.5	ug/L	
W-1254	4/1/21		1,1-Dichloroethene	<	0.5	ug/L	
W-1254	4/1/21		1,2-Dichloroethane	<	0.5	ug/L	
W-1254	4/1/21		Bromodichloromethane	<	0.5	ug/L	
W-1254	4/1/21		Bromoform	<	0.5	ug/L	
W-1254	4/1/21		Carbon tetrachloride		1.7	ug/L	
W-1254	4/1/21		Chloroform		0.76	ug/L	
W-1254	4/1/21		Dibromochloromethane	<	0.5	ug/L	
W-1254	4/1/21		Tetrachloroethene	<	0.5	ug/L	
W-1254	4/1/21		Trichloroethene		49	ug/L	
W-1254	4/1/21		Trichlorofluoromethane	<	0.5	ug/L	
W-1254	4/1/21		Trichlorotrifluoroethane	<	0.5	ug/L	
W-1254	4/1/21		Vinyl chloride	<	0.5	ug/L	
W-1254	4/1/21		cis-1,2-Dichloroethene	<	0.5	ug/L	
W-1254	4/1/21		trans-1,2-Dichloroethene	<	0.5	ug/L	
W-1254	7/29/21		1,1,1-Trichloroethane	<	0.5	ug/L	
W-1254	7/29/21		1,1,2-Trichloroethane	<	0.5	ug/L	

Attachment 2. Table 1. Groundwater analytical data, Livermore Site, 2021.

Well	Date	Sample Type	Parameter	LOS Indicator	Result	Units	QA Flag
W-1254	7/29/21		1,1-Dichloroethane	<	0.5	ug/L	
W-1254	7/29/21		1,1-Dichloroethene	<	0.5	ug/L	
W-1254	7/29/21		1,2-Dichloroethane	<	0.5	ug/L	
W-1254	7/29/21		Bromodichloromethane	<	0.5	ug/L	
W-1254	7/29/21		Bromoform	<	0.5	ug/L	
W-1254	7/29/21		Carbon tetrachloride		1.7	ug/L	
W-1254	7/29/21		Chloroform		0.8	ug/L	
W-1254	7/29/21		Dibromochloromethane	<	0.5	ug/L	
W-1254	7/29/21		Tetrachloroethene	<	0.5	ug/L	
W-1254	7/29/21		Trichloroethene		49	ug/L	
W-1254	7/29/21		Trichlorofluoromethane	<	0.5	ug/L	
W-1254	7/29/21		Trichlorotrifluoroethane	<	0.5	ug/L	
W-1254	7/29/21		Vinyl chloride	<	0.5	ug/L	
W-1254	7/29/21		cis-1,2-Dichloroethene	<	0.5	ug/L	
W-1254	7/29/21		trans-1,2-Dichloroethene	<	0.5	ug/L	
W-1254	9/1/21		Chromium		0.0097	mg/L	
W-1254	10/4/21		1,1,1-Trichloroethane	<	0.5	ug/L	
W-1254	10/4/21		1,1,2-Trichloroethane	<	0.5	ug/L	
W-1254	10/4/21		1,1-Dichloroethane	<	0.5	ug/L	
W-1254	10/4/21		1,1-Dichloroethene	<	0.5	ug/L	
W-1254	10/4/21		1,2-Dichloroethane	<	0.5	ug/L	
W-1254	10/4/21		Bromodichloromethane	<	0.5	ug/L	
W-1254	10/4/21		Bromoform	<	0.5	ug/L	
W-1254	10/4/21		Carbon tetrachloride		2.1	ug/L	
W-1254	10/4/21		Chloroform		1	ug/L	
W-1254	10/4/21		Dibromochloromethane	<	0.5	ug/L	
W-1254	10/4/21		Tetrachloroethene	<	0.5	ug/L	
W-1254	10/4/21		Trichloroethene		66	ug/L	
W-1254	10/4/21		Trichlorofluoromethane	<	0.5	ug/L	
W-1254	10/4/21		Trichlorotrifluoroethane	<	0.5	ug/L	
W-1254	10/4/21		Vinyl chloride	<	0.5	ug/L	
W-1254	10/4/21		cis-1,2-Dichloroethene	<	0.5	ug/L	
W-1254	10/4/21		trans-1,2-Dichloroethene	<	0.5	ug/L	
W-1255	4/21/21		1,1,1-Trichloroethane	<	0.5	ug/L	
W-1255	4/21/21		1,1,2-Trichloroethane	<	0.5	ug/L	
W-1255	4/21/21		1,1-Dichloroethane	<	0.5	ug/L	
W-1255	4/21/21		1,1-Dichloroethene	<	0.5	ug/L	
W-1255	4/21/21		1,2-Dichloroethane	<	0.5	ug/L	
W-1255	4/21/21		Bromodichloromethane	<	0.5	ug/L	
W-1255	4/21/21		Bromoform	<	0.5	ug/L	
W-1255	4/21/21		Carbon tetrachloride	<	0.5	ug/L	
W-1255	4/21/21		Chloroform	<	0.5	ug/L	
W-1255	4/21/21		Dibromochloromethane	<	0.5	ug/L	
W-1255	4/21/21		Tetrachloroethene	<	0.5	ug/L	
W-1255	4/21/21		Trichloroethene		72	ug/L	
W-1255	4/21/21		Trichlorofluoromethane	<	0.5	ug/L	
W-1255	4/21/21		Trichlorotrifluoroethane	<	0.5	ug/L	
W-1255	4/21/21		Vinyl chloride	<	0.5	ug/L	
W-1255	4/21/21		cis-1,2-Dichloroethene	<	0.5	ug/L	
W-1255	4/21/21		trans-1,2-Dichloroethene	<	0.5	ug/L	
W-1301	1/14/21		1,1,1-Trichloroethane	<	0.5	ug/L	
W-1301	1/14/21		1,1,2-Trichloroethane	<	0.5	ug/L	
W-1301	1/14/21		1,1-Dichloroethane		1.9	ug/L	
W-1301	1/14/21		1,1-Dichloroethene		63	ug/L	
W-1301	1/14/21		1,2-Dichloroethane		5.9	ug/L	
W-1301	1/14/21		Bromodichloromethane	<	0.5	ug/L	
W-1301	1/14/21		Bromoform	<	0.5	ug/L	
W-1301	1/14/21		Carbon tetrachloride		4.7	ug/L	
W-1301	1/14/21		Chloroform		2.9	ug/L	
W-1301	1/14/21		Dibromochloromethane	<	0.5	ug/L	

Attachment 2. Table 1. Groundwater analytical data, Livermore Site, 2021.

Well	Date	Sample Type	Parameter	LOS Indicator	Result	Units	QA Flag
W-1301	1/14/21		Tetrachloroethene		48	ug/L	
W-1301	1/14/21		Trichloroethene		330	ug/L	D
W-1301	1/14/21		Trichlorofluoromethane	<	0.5	ug/L	
W-1301	1/14/21		Trichlorotrifluoroethane		0.51	ug/L	
W-1301	1/14/21		Vinyl chloride	<	0.5	ug/L	
W-1301	1/14/21		cis-1,2-Dichloroethene		0.81	ug/L	
W-1301	1/14/21		trans-1,2-Dichloroethene	<	0.5	ug/L	
W-1301	5/13/21		1,1,1-Trichloroethane	<	0.5	ug/L	
W-1301	5/13/21		1,1,2-Trichloroethane	<	0.5	ug/L	
W-1301	5/13/21		1,1-Dichloroethane		1.1	ug/L	
W-1301	5/13/21		1,1-Dichloroethene		32	ug/L	
W-1301	5/13/21		1,2-Dichloroethane		3.3	ug/L	
W-1301	5/13/21		Bromodichloromethane	<	0.5	ug/L	
W-1301	5/13/21		Bromoform	<	0.5	ug/L	
W-1301	5/13/21		Carbon tetrachloride		5.2	ug/L	
W-1301	5/13/21		Chloroform		3	ug/L	
W-1301	5/13/21		Dibromochloromethane	<	0.5	ug/L	
W-1301	5/13/21		Tetrachloroethene		30	ug/L	L
W-1301	5/13/21		Trichloroethene		190	ug/L	J
W-1301	5/13/21		Trichlorofluoromethane	<	0.5	ug/L	
W-1301	5/13/21		Trichlorotrifluoroethane	<	0.5	ug/L	
W-1301	5/13/21		Vinyl chloride	<	0.5	ug/L	
W-1301	5/13/21		cis-1,2-Dichloroethene	<	0.5	ug/L	
W-1301	5/13/21		trans-1,2-Dichloroethene	<	0.5	ug/L	
W-1301	7/12/21		1,1,1-Trichloroethane	<	0.5	ug/L	
W-1301	7/12/21		1,1,2-Trichloroethane	<	0.5	ug/L	
W-1301	7/12/21		1,1-Dichloroethane		1.1	ug/L	
W-1301	7/12/21		1,1-Dichloroethene		34	ug/L	
W-1301	7/12/21		1,2-Dichloroethane		3.7	ug/L	
W-1301	7/12/21		Bromodichloromethane	<	0.5	ug/L	
W-1301	7/12/21		Bromoform	<	0.5	ug/L	
W-1301	7/12/21		Carbon tetrachloride		5.6	ug/L	
W-1301	7/12/21		Chloroform		3.2	ug/L	
W-1301	7/12/21		Dibromochloromethane	<	0.5	ug/L	
W-1301	7/12/21		Tetrachloroethene		32	ug/L	
W-1301	7/12/21		Trichloroethene		200	ug/L	D
W-1301	7/12/21		Trichlorofluoromethane	<	0.5	ug/L	
W-1301	7/12/21		Trichlorotrifluoroethane		0.5	ug/L	
W-1301	7/12/21		Vinyl chloride	<	0.5	ug/L	
W-1301	7/12/21		cis-1,2-Dichloroethene	<	0.5	ug/L	
W-1301	7/12/21		trans-1,2-Dichloroethene	<	0.5	ug/L	
W-1301	10/4/21		1,1,1-Trichloroethane	<	0.5	ug/L	
W-1301	10/4/21		1,1,2-Trichloroethane	<	0.5	ug/L	
W-1301	10/4/21		1,1-Dichloroethane		1.1	ug/L	
W-1301	10/4/21		1,1-Dichloroethene		29	ug/L	
W-1301	10/4/21		1,2-Dichloroethane		3.6	ug/L	
W-1301	10/4/21		Bromodichloromethane	<	0.5	ug/L	
W-1301	10/4/21		Bromoform	<	0.5	ug/L	
W-1301	10/4/21		Carbon tetrachloride		5.3	ug/L	
W-1301	10/4/21		Chloroform		3.3	ug/L	
W-1301	10/4/21		Dibromochloromethane	<	0.5	ug/L	
W-1301	10/4/21		Tetrachloroethene		24	ug/L	
W-1301	10/4/21		Trichloroethene		220	ug/L	D
W-1301	10/4/21		Trichlorofluoromethane	<	0.5	ug/L	
W-1301	10/4/21		Trichlorotrifluoroethane	<	0.5	ug/L	
W-1301	10/4/21		Vinyl chloride	<	0.5	ug/L	
W-1301	10/4/21		cis-1,2-Dichloroethene	<	0.5	ug/L	
W-1301	10/4/21		trans-1,2-Dichloroethene	<	0.5	ug/L	
W-1302-2	1/6/21		1,1,1-Trichloroethane	<	0.5	ug/L	
W-1302-2	1/6/21		1,1,2-Trichloroethane	<	0.5	ug/L	

Attachment 2. Table 1. Groundwater analytical data, Livermore Site, 2021.

Well	Date	Sample Type	Parameter	LOS Indicator	Result	Units	QA Flag
W-1302-2	1/6/21		1,1-Dichloroethane		1.2	ug/L	
W-1302-2	1/6/21		1,1-Dichloroethene		22	ug/L	
W-1302-2	1/6/21		1,2-Dichloroethane		3.5	ug/L	
W-1302-2	1/6/21		Bromodichloromethane	<	0.5	ug/L	
W-1302-2	1/6/21		Bromoform	<	0.5	ug/L	
W-1302-2	1/6/21		Carbon tetrachloride		1.4	ug/L	
W-1302-2	1/6/21		Chloroform		24	ug/L	
W-1302-2	1/6/21		Dibromochloromethane	<	0.5	ug/L	
W-1302-2	1/6/21		Tetrachloroethene		41	ug/L	
W-1302-2	1/6/21		Trichloroethene		270	ug/L	D
W-1302-2	1/6/21		Trichlorofluoromethane	<	0.5	ug/L	
W-1302-2	1/6/21		Trichlorotrifluoroethane		7.2	ug/L	
W-1302-2	1/6/21		Vinyl chloride	<	0.5	ug/L	
W-1302-2	1/6/21		cis-1,2-Dichloroethene		1.4	ug/L	
W-1302-2	1/6/21		trans-1,2-Dichloroethene	<	0.5	ug/L	
W-1302-2	1/6/21		Tritium		1770	pCi/L	
W-1302-2	5/26/21		Tritium		1380	pCi/L	
W-1302-2	5/26/21		1,1,1-Trichloroethane	<	0.5	ug/L	
W-1302-2	5/26/21		1,1,2-Trichloroethane	<	0.5	ug/L	
W-1302-2	5/26/21		1,1-Dichloroethane		0.99	ug/L	
W-1302-2	5/26/21		1,1-Dichloroethene		16	ug/L	
W-1302-2	5/26/21		1,2-Dichloroethane		3.1	ug/L	
W-1302-2	5/26/21		Bromodichloromethane	<	0.5	ug/L	
W-1302-2	5/26/21		Bromoform	<	0.5	ug/L	
W-1302-2	5/26/21		Carbon tetrachloride		1.1	ug/L	
W-1302-2	5/26/21		Chloroform		20	ug/L	
W-1302-2	5/26/21		Dibromochloromethane	<	0.5	ug/L	
W-1302-2	5/26/21		Tetrachloroethene		32	ug/L	
W-1302-2	5/26/21		Trichloroethene		240	ug/L	D
W-1302-2	5/26/21		Trichlorofluoromethane	<	0.5	ug/L	
W-1302-2	5/26/21		Trichlorotrifluoroethane		4.9	ug/L	
W-1302-2	5/26/21		Vinyl chloride	<	0.5	ug/L	
W-1302-2	5/26/21		cis-1,2-Dichloroethene		0.88	ug/L	
W-1302-2	5/26/21		trans-1,2-Dichloroethene	<	0.5	ug/L	
W-1302-2	9/2/21		1,1,1-Trichloroethane	<	0.5	ug/L	
W-1302-2	9/2/21		1,1,2-Trichloroethane	<	0.5	ug/L	
W-1302-2	9/2/21		1,1-Dichloroethane		1	ug/L	
W-1302-2	9/2/21		1,1-Dichloroethene		18	ug/L	
W-1302-2	9/2/21		1,2-Dichloroethane		2.8	ug/L	
W-1302-2	9/2/21		Bromodichloromethane	<	0.5	ug/L	
W-1302-2	9/2/21		Bromoform	<	0.5	ug/L	
W-1302-2	9/2/21		Carbon tetrachloride		1.1	ug/L	
W-1302-2	9/2/21		Chloroform		20	ug/L	
W-1302-2	9/2/21		Dibromochloromethane	<	0.5	ug/L	
W-1302-2	9/2/21		Tetrachloroethene		35	ug/L	
W-1302-2	9/2/21		Trichloroethene		240	ug/L	D
W-1302-2	9/2/21		Trichlorofluoromethane	<	0.5	ug/L	
W-1302-2	9/2/21		Trichlorotrifluoroethane		5.7	ug/L	
W-1302-2	9/2/21		Vinyl chloride	<	0.5	ug/L	
W-1302-2	9/2/21		cis-1,2-Dichloroethene		0.94	ug/L	
W-1302-2	9/2/21		trans-1,2-Dichloroethene	<	0.5	ug/L	
W-1302-2	9/2/21		Tritium		1310	pCi/L	
W-1302-2	12/8/21		1,1,1-Trichloroethane	<	0.5	ug/L	
W-1302-2	12/8/21		1,1,2-Trichloroethane	<	0.5	ug/L	
W-1302-2	12/8/21		1,1-Dichloroethane		1	ug/L	
W-1302-2	12/8/21		1,1-Dichloroethene		18	ug/L	
W-1302-2	12/8/21		1,2-Dichloroethane		2.6	ug/L	
W-1302-2	12/8/21		Bromodichloromethane	<	0.5	ug/L	
W-1302-2	12/8/21		Bromoform	<	0.5	ug/L	
W-1302-2	12/8/21		Carbon tetrachloride		0.96	ug/L	

Attachment 2. Table 1. Groundwater analytical data, Livermore Site, 2021.

Well	Date	Sample Type	Parameter	LOS Indicator	Result	Units	QA Flag
W-1302-2	12/8/21		Chloroform		19	ug/L	
W-1302-2	12/8/21		Dibromochloromethane	<	0.5	ug/L	
W-1302-2	12/8/21		Tetrachloroethene		33	ug/L	
W-1302-2	12/8/21		Trichloroethene		230	ug/L	D
W-1302-2	12/8/21		Trichlorofluoromethane	<	0.5	ug/L	
W-1302-2	12/8/21		Trichlorotrifluoroethane		5.7	ug/L	
W-1302-2	12/8/21		Vinyl chloride	<	0.5	ug/L	
W-1302-2	12/8/21		cis-1,2-Dichloroethene		1.1	ug/L	
W-1302-2	12/8/21		trans-1,2-Dichloroethene	<	0.5	ug/L	
W-1302-2	12/8/21		Tritium		1570	pCi/L	
W-1303	1/14/21		1,1,1-Trichloroethane	<	0.5	ug/L	
W-1303	1/14/21		1,1,2-Trichloroethane	<	0.5	ug/L	
W-1303	1/14/21		1,1-Dichloroethane	<	0.5	ug/L	
W-1303	1/14/21		1,1-Dichloroethene		2	ug/L	
W-1303	1/14/21		1,2-Dichloroethane		0.8	ug/L	
W-1303	1/14/21		Bromodichloromethane	<	0.5	ug/L	
W-1303	1/14/21		Bromoform	<	0.5	ug/L	
W-1303	1/14/21		Carbon tetrachloride		1.4	ug/L	
W-1303	1/14/21		Chloroform		2	ug/L	
W-1303	1/14/21		Dibromochloromethane	<	0.5	ug/L	
W-1303	1/14/21		Tetrachloroethene		3	ug/L	
W-1303	1/14/21		Trichloroethene		100	ug/L	
W-1303	1/14/21		Trichlorofluoromethane		2.3	ug/L	
W-1303	1/14/21		Trichlorotrifluoroethane	<	0.5	ug/L	
W-1303	1/14/21		Vinyl chloride	<	0.5	ug/L	
W-1303	1/14/21		cis-1,2-Dichloroethene		0.74	ug/L	
W-1303	1/14/21		trans-1,2-Dichloroethene	<	0.5	ug/L	
W-1303	1/27/21		Lead	<	0.05	mg/L	
W-1303	1/27/21		Tritium	<	100	pCi/L	
W-1303	5/13/21		1,1,1-Trichloroethane	<	0.5	ug/L	
W-1303	5/13/21		1,1,2-Trichloroethane	<	0.5	ug/L	
W-1303	5/13/21		1,1-Dichloroethane	<	0.5	ug/L	
W-1303	5/13/21		1,1-Dichloroethene		1.7	ug/L	
W-1303	5/13/21		1,2-Dichloroethane		0.72	ug/L	
W-1303	5/13/21		Bromodichloromethane	<	0.5	ug/L	
W-1303	5/13/21		Bromoform	<	0.5	ug/L	
W-1303	5/13/21		Carbon tetrachloride		1.3	ug/L	
W-1303	5/13/21		Chloroform		1.8	ug/L	
W-1303	5/13/21		Dibromochloromethane	<	0.5	ug/L	
W-1303	5/13/21		Tetrachloroethene		2.6	ug/L	L
W-1303	5/13/21		Trichloroethene		89	ug/L	
W-1303	5/13/21		Trichlorofluoromethane		2.2	ug/L	
W-1303	5/13/21		Trichlorotrifluoroethane	<	0.5	ug/L	
W-1303	5/13/21		Vinyl chloride	<	0.5	ug/L	
W-1303	5/13/21		cis-1,2-Dichloroethene		0.61	ug/L	
W-1303	5/13/21		trans-1,2-Dichloroethene	<	0.5	ug/L	
W-1303	7/12/21		1,1,1-Trichloroethane	<	0.5	ug/L	
W-1303	7/12/21		1,1,2-Trichloroethane	<	0.5	ug/L	
W-1303	7/12/21		1,1-Dichloroethane	<	0.5	ug/L	
W-1303	7/12/21		1,1-Dichloroethene		1.6	ug/L	
W-1303	7/12/21		1,2-Dichloroethane		0.73	ug/L	
W-1303	7/12/21		Bromodichloromethane	<	0.5	ug/L	
W-1303	7/12/21		Bromoform	<	0.5	ug/L	
W-1303	7/12/21		Carbon tetrachloride		1.1	ug/L	
W-1303	7/12/21		Chloroform		1.8	ug/L	
W-1303	7/12/21		Dibromochloromethane	<	0.5	ug/L	
W-1303	7/12/21		Tetrachloroethene		2.5	ug/L	
W-1303	7/12/21		Trichloroethene		85	ug/L	
W-1303	7/12/21		Trichlorofluoromethane		2.2	ug/L	
W-1303	7/12/21		Trichlorotrifluoroethane	<	0.5	ug/L	

Attachment 2. Table 1. Groundwater analytical data, Livermore Site, 2021.

Well	Date	Sample Type	Parameter	LOS Indicator	Result	Units	QA Flag
W-1303	7/12/21		Vinyl chloride	<	0.5	ug/L	
W-1303	7/12/21		cis-1,2-Dichloroethene		0.52	ug/L	
W-1303	7/12/21		trans-1,2-Dichloroethene	<	0.5	ug/L	
W-1303	10/4/21		1,1,1-Trichloroethane	<	0.5	ug/L	
W-1303	10/4/21		1,1,2-Trichloroethane	<	0.5	ug/L	
W-1303	10/4/21		1,1-Dichloroethane	<	0.5	ug/L	
W-1303	10/4/21		1,1-Dichloroethene		1.5	ug/L	
W-1303	10/4/21		1,2-Dichloroethane		0.64	ug/L	
W-1303	10/4/21		Bromodichloromethane	<	0.5	ug/L	
W-1303	10/4/21		Bromoform	<	0.5	ug/L	
W-1303	10/4/21		Carbon tetrachloride		1.2	ug/L	
W-1303	10/4/21		Chloroform		1.8	ug/L	
W-1303	10/4/21		Dibromochloromethane	<	0.5	ug/L	
W-1303	10/4/21		Tetrachloroethene		2.2	ug/L	
W-1303	10/4/21		Trichloroethene		82	ug/L	
W-1303	10/4/21		Trichlorofluoromethane		2.4	ug/L	
W-1303	10/4/21		Trichlorotrifluoroethane	<	0.5	ug/L	
W-1303	10/4/21		Vinyl chloride	<	0.5	ug/L	
W-1303	10/4/21		cis-1,2-Dichloroethene	<	0.5	ug/L	
W-1303	10/4/21		trans-1,2-Dichloroethene	<	0.5	ug/L	
W-1304	3/15/21		1,1,1-Trichloroethane	<	0.5	ug/L	
W-1304	3/15/21		1,1,2-Trichloroethane	<	0.5	ug/L	
W-1304	3/15/21		1,1-Dichloroethane		2.2	ug/L	
W-1304	3/15/21		1,1-Dichloroethene		60	ug/L	
W-1304	3/15/21		1,2-Dichloroethane		8.4	ug/L	
W-1304	3/15/21		Bromodichloromethane	<	0.5	ug/L	
W-1304	3/15/21		Bromoform	<	0.5	ug/L	
W-1304	3/15/21		Carbon tetrachloride		3.3	ug/L	
W-1304	3/15/21		Chloroform		2.9	ug/L	
W-1304	3/15/21		Dibromochloromethane	<	0.5	ug/L	
W-1304	3/15/21		Tetrachloroethene		22	ug/L	
W-1304	3/15/21		Trichloroethene		440	ug/L	D
W-1304	3/15/21		Trichlorofluoromethane		1	ug/L	
W-1304	3/15/21		Trichlorotrifluoroethane	<	0.5	ug/L	
W-1304	3/15/21		Vinyl chloride	<	0.5	ug/L	
W-1304	3/15/21		cis-1,2-Dichloroethene		1	ug/L	
W-1304	3/15/21		trans-1,2-Dichloroethene	<	0.5	ug/L	
W-1304	4/21/21		1,1,1-Trichloroethane	<	0.5	ug/L	H
W-1304	4/21/21		1,1,2-Trichloroethane	<	0.5	ug/L	H
W-1304	4/21/21		1,1-Dichloroethane		1.8	ug/L	H
W-1304	4/21/21		1,1-Dichloroethene		50	ug/L	H
W-1304	4/21/21		1,2-Dichloroethane		8.8	ug/L	H
W-1304	4/21/21		Bromodichloromethane	<	0.5	ug/L	H
W-1304	4/21/21		Bromoform	<	0.5	ug/L	H
W-1304	4/21/21		Carbon tetrachloride		2.8	ug/L	H
W-1304	4/21/21		Chloroform		2.6	ug/L	H
W-1304	4/21/21		Dibromochloromethane	<	0.5	ug/L	H
W-1304	4/21/21		Tetrachloroethene		19	ug/L	H
W-1304	4/21/21		Trichloroethene		400	ug/L	DH
W-1304	4/21/21		Trichlorofluoromethane		0.79	ug/L	H
W-1304	4/21/21		Trichlorotrifluoroethane	<	0.5	ug/L	H
W-1304	4/21/21		Vinyl chloride	<	0.5	ug/L	H
W-1304	4/21/21		cis-1,2-Dichloroethene		0.97	ug/L	H
W-1304	4/21/21		trans-1,2-Dichloroethene	<	0.5	ug/L	H
W-1304	4/21/21	DUP	1,1,1-Trichloroethane	<	0.5	ug/L	H
W-1304	4/21/21	DUP	1,1,2-Trichloroethane	<	0.5	ug/L	H
W-1304	4/21/21	DUP	1,1-Dichloroethane		1.9	ug/L	H
W-1304	4/21/21	DUP	1,1-Dichloroethene		52	ug/L	H
W-1304	4/21/21	DUP	1,2-Dichloroethane		8.6	ug/L	H
W-1304	4/21/21	DUP	Bromodichloromethane	<	0.5	ug/L	H

Attachment 2. Table 1. Groundwater analytical data, Livermore Site, 2021.

Well	Date	Sample Type	Parameter	LOS Indicator	Result	Units	QA Flag
W-1304	4/21/21	DUP	Bromoform	<	0.5	ug/L	H
W-1304	4/21/21	DUP	Carbon tetrachloride		3	ug/L	H
W-1304	4/21/21	DUP	Chloroform		2.6	ug/L	H
W-1304	4/21/21	DUP	Dibromochloromethane	<	0.5	ug/L	H
W-1304	4/21/21	DUP	Tetrachloroethene		21	ug/L	H
W-1304	4/21/21	DUP	Trichloroethene		440	ug/L	DH
W-1304	4/21/21	DUP	Trichlorofluoromethane		0.82	ug/L	H
W-1304	4/21/21	DUP	Trichlorotrifluoroethane	<	0.5	ug/L	H
W-1304	4/21/21	DUP	Vinyl chloride	<	0.5	ug/L	H
W-1304	4/21/21	DUP	cis-1,2-Dichloroethene		0.91	ug/L	H
W-1304	4/21/21	DUP	trans-1,2-Dichloroethene	<	0.5	ug/L	H
W-1304	9/15/21		1,1,1-Trichloroethane	<	0.5	ug/L	
W-1304	9/15/21		1,1,2-Trichloroethane	<	0.5	ug/L	
W-1304	9/15/21		1,1-Dichloroethane		1.8	ug/L	
W-1304	9/15/21		1,1-Dichloroethene		42	ug/L	
W-1304	9/15/21		1,2-Dichloroethane		8.4	ug/L	
W-1304	9/15/21		Bromodichloromethane	<	0.5	ug/L	
W-1304	9/15/21		Bromoform	<	0.5	ug/L	
W-1304	9/15/21		Carbon tetrachloride		2.8	ug/L	
W-1304	9/15/21		Chloroform		2.5	ug/L	
W-1304	9/15/21		Dibromochloromethane	<	0.5	ug/L	
W-1304	9/15/21		Tetrachloroethene		19	ug/L	
W-1304	9/15/21		Trichloroethene		350	ug/L	D
W-1304	9/15/21		Trichlorofluoromethane		0.81	ug/L	
W-1304	9/15/21		Trichlorotrifluoroethane	<	0.5	ug/L	
W-1304	9/15/21		Vinyl chloride	<	0.5	ug/L	
W-1304	9/15/21		cis-1,2-Dichloroethene		0.87	ug/L	
W-1304	9/15/21		trans-1,2-Dichloroethene	<	0.5	ug/L	
W-1304	10/12/21		1,1,1-Trichloroethane	<	0.5	ug/L	
W-1304	10/12/21		1,1,2-Trichloroethane	<	0.5	ug/L	
W-1304	10/12/21		1,1-Dichloroethane		1.7	ug/L	
W-1304	10/12/21		1,1-Dichloroethene		41	ug/L	
W-1304	10/12/21		1,2-Dichloroethane		8.2	ug/L	
W-1304	10/12/21		Bromodichloromethane	<	0.5	ug/L	
W-1304	10/12/21		Bromoform	<	0.5	ug/L	
W-1304	10/12/21		Carbon tetrachloride		2.3	ug/L	
W-1304	10/12/21		Chloroform		2.5	ug/L	
W-1304	10/12/21		Dibromochloromethane	<	0.5	ug/L	
W-1304	10/12/21		Tetrachloroethene		18	ug/L	
W-1304	10/12/21		Trichloroethene		330	ug/L	D
W-1304	10/12/21		Trichlorofluoromethane		0.81	ug/L	
W-1304	10/12/21		Trichlorotrifluoroethane	<	0.5	ug/L	
W-1304	10/12/21		Vinyl chloride	<	0.5	ug/L	
W-1304	10/12/21		cis-1,2-Dichloroethene		0.91	ug/L	
W-1304	10/12/21		trans-1,2-Dichloroethene	<	0.5	ug/L	
W-1304	10/12/21	DUP	1,1,1-Trichloroethane	<	0.5	ug/L	
W-1304	10/12/21	DUP	1,1,2-Trichloroethane		0.66	ug/L	
W-1304	10/12/21	DUP	1,1-Dichloroethane		2.1	ug/L	
W-1304	10/12/21	DUP	1,1-Dichloroethene		51	ug/L	
W-1304	10/12/21	DUP	1,2-Dichloroethane		8.1	ug/L	
W-1304	10/12/21	DUP	Bromodichloromethane	<	0.5	ug/L	
W-1304	10/12/21	DUP	Bromoform	<	0.5	ug/L	
W-1304	10/12/21	DUP	Carbon tetrachloride		3.1	ug/L	
W-1304	10/12/21	DUP	Chloroform		2.9	ug/L	
W-1304	10/12/21	DUP	Dibromochloromethane	<	0.5	ug/L	
W-1304	10/12/21	DUP	Tetrachloroethene		16	ug/L	
W-1304	10/12/21	DUP	Trichloroethene		541	ug/L	D
W-1304	10/12/21	DUP	Trichlorofluoromethane		0.77	ug/L	
W-1304	10/12/21	DUP	Trichlorotrifluoroethane	<	0.5	ug/L	
W-1304	10/12/21	DUP	Vinyl chloride	<	0.5	ug/L	

Attachment 2. Table 1. Groundwater analytical data, Livermore Site, 2021.

Well	Date	Sample Type	Parameter	LOS Indicator	Result	Units	QA Flag
W-1304	10/12/21	DUP	cis-1,2-Dichloroethene		1	ug/L	
W-1304	10/12/21	DUP	trans-1,2-Dichloroethene	<	0.5	ug/L	
W-1304	10/12/21		Tritium		146	pCi/L	
W-1306	1/14/21		1,1,1-Trichloroethane	<	0.5	ug/L	
W-1306	1/14/21		1,1,2-Trichloroethane	<	0.5	ug/L	
W-1306	1/14/21		1,1-Dichloroethane	<	0.5	ug/L	
W-1306	1/14/21		1,1-Dichloroethene	<	0.5	ug/L	
W-1306	1/14/21		1,2-Dichloroethane	<	0.5	ug/L	
W-1306	1/14/21		Bromodichloromethane	<	0.5	ug/L	
W-1306	1/14/21		Bromoform	<	0.5	ug/L	
W-1306	1/14/21		Carbon tetrachloride		1.6	ug/L	
W-1306	1/14/21		Chloroform		1.6	ug/L	
W-1306	1/14/21		Dibromochloromethane	<	0.5	ug/L	
W-1306	1/14/21		Tetrachloroethene		3.1	ug/L	
W-1306	1/14/21		Trichloroethene		49	ug/L	
W-1306	1/14/21		Trichlorofluoromethane	<	0.5	ug/L	
W-1306	1/14/21		Trichlorotrifluoroethane	<	0.5	ug/L	
W-1306	1/14/21		Vinyl chloride	<	0.5	ug/L	
W-1306	1/14/21		cis-1,2-Dichloroethene	<	0.5	ug/L	
W-1306	1/14/21		trans-1,2-Dichloroethene	<	0.5	ug/L	
W-1306	3/31/21		Lead	<	0.05	mg/L	
W-1306	3/31/21		Tritium	<	100	pCi/L	
W-1306	5/13/21		1,1,1-Trichloroethane	<	0.5	ug/L	
W-1306	5/13/21		1,1,2-Trichloroethane	<	0.5	ug/L	
W-1306	5/13/21		1,1-Dichloroethane	<	0.5	ug/L	
W-1306	5/13/21		1,1-Dichloroethene	<	0.5	ug/L	
W-1306	5/13/21		1,2-Dichloroethane	<	0.5	ug/L	
W-1306	5/13/21		Bromodichloromethane	<	0.5	ug/L	
W-1306	5/13/21		Bromoform	<	0.5	ug/L	
W-1306	5/13/21		Carbon tetrachloride		1.5	ug/L	
W-1306	5/13/21		Chloroform		1.7	ug/L	
W-1306	5/13/21		Dibromochloromethane	<	0.5	ug/L	
W-1306	5/13/21		Tetrachloroethene		2.8	ug/L	L
W-1306	5/13/21		Trichloroethene		44	ug/L	
W-1306	5/13/21		Trichlorofluoromethane	<	0.5	ug/L	
W-1306	5/13/21		Trichlorotrifluoroethane	<	0.5	ug/L	
W-1306	5/13/21		Vinyl chloride	<	0.5	ug/L	
W-1306	5/13/21		cis-1,2-Dichloroethene	<	0.5	ug/L	
W-1306	5/13/21		trans-1,2-Dichloroethene	<	0.5	ug/L	
W-1306	7/12/21		1,1,1-Trichloroethane	<	0.5	ug/L	
W-1306	7/12/21		1,1,2-Trichloroethane	<	0.5	ug/L	
W-1306	7/12/21		1,1-Dichloroethane	<	0.5	ug/L	
W-1306	7/12/21		1,1-Dichloroethene	<	0.5	ug/L	
W-1306	7/12/21		1,2-Dichloroethane	<	0.5	ug/L	
W-1306	7/12/21		Bromodichloromethane	<	0.5	ug/L	
W-1306	7/12/21		Bromoform	<	0.5	ug/L	
W-1306	7/12/21		Carbon tetrachloride		1.5	ug/L	
W-1306	7/12/21		Chloroform		1.6	ug/L	
W-1306	7/12/21		Dibromochloromethane	<	0.5	ug/L	
W-1306	7/12/21		Tetrachloroethene		3	ug/L	
W-1306	7/12/21		Trichloroethene		45	ug/L	
W-1306	7/12/21		Trichlorofluoromethane	<	0.5	ug/L	
W-1306	7/12/21		Trichlorotrifluoroethane	<	0.5	ug/L	
W-1306	7/12/21		Vinyl chloride	<	0.5	ug/L	
W-1306	7/12/21		cis-1,2-Dichloroethene	<	0.5	ug/L	
W-1306	7/12/21		trans-1,2-Dichloroethene	<	0.5	ug/L	
W-1306	10/4/21		1,1,1-Trichloroethane	<	0.5	ug/L	
W-1306	10/4/21		1,1,2-Trichloroethane	<	0.5	ug/L	
W-1306	10/4/21		1,1-Dichloroethane	<	0.5	ug/L	
W-1306	10/4/21		1,1-Dichloroethene	<	0.5	ug/L	

Attachment 2. Table 1. Groundwater analytical data, Livermore Site, 2021.

Well	Date	Sample Type	Parameter	LOS Indicator	Result	Units	QA Flag
W-1306	10/4/21		1,2-Dichloroethane	<	0.5	ug/L	
W-1306	10/4/21		Bromodichloromethane	<	0.5	ug/L	
W-1306	10/4/21		Bromoform	<	0.5	ug/L	
W-1306	10/4/21		Carbon tetrachloride		1.6	ug/L	
W-1306	10/4/21		Chloroform		1.7	ug/L	
W-1306	10/4/21		Dibromochloromethane	<	0.5	ug/L	
W-1306	10/4/21		Tetrachloroethene		3	ug/L	
W-1306	10/4/21		Trichloroethene		46	ug/L	
W-1306	10/4/21		Trichlorofluoromethane	<	0.5	ug/L	
W-1306	10/4/21		Trichlorotrifluoroethane	<	0.5	ug/L	
W-1306	10/4/21		Vinyl chloride	<	0.5	ug/L	
W-1306	10/4/21		cis-1,2-Dichloroethene	<	0.5	ug/L	
W-1306	10/4/21		trans-1,2-Dichloroethene	<	0.5	ug/L	
W-1307	1/14/21		1,1,1-Trichloroethane	<	0.5	ug/L	
W-1307	1/14/21		1,1,2-Trichloroethane	<	0.5	ug/L	
W-1307	1/14/21		1,1-Dichloroethane	<	0.5	ug/L	
W-1307	1/14/21		1,1-Dichloroethene	<	0.5	ug/L	
W-1307	1/14/21		1,2-Dichloroethane	<	0.5	ug/L	
W-1307	1/14/21		Bromodichloromethane	<	0.5	ug/L	
W-1307	1/14/21		Bromoform	<	0.5	ug/L	
W-1307	1/14/21		Carbon tetrachloride		2	ug/L	
W-1307	1/14/21		Chloroform		0.54	ug/L	
W-1307	1/14/21		Dibromochloromethane	<	0.5	ug/L	
W-1307	1/14/21		Tetrachloroethene		0.73	ug/L	
W-1307	1/14/21		Trichloroethene		27	ug/L	
W-1307	1/14/21		Trichlorofluoromethane	<	0.5	ug/L	
W-1307	1/14/21		Trichlorotrifluoroethane	<	0.5	ug/L	
W-1307	1/14/21		Vinyl chloride	<	0.5	ug/L	
W-1307	1/14/21		cis-1,2-Dichloroethene	<	0.5	ug/L	
W-1307	1/14/21		trans-1,2-Dichloroethene	<	0.5	ug/L	
W-1307	5/13/21		1,1,1-Trichloroethane	<	0.5	ug/L	
W-1307	5/13/21		1,1,2-Trichloroethane	<	0.5	ug/L	
W-1307	5/13/21		1,1-Dichloroethane	<	0.5	ug/L	
W-1307	5/13/21		1,1-Dichloroethene	<	0.5	ug/L	
W-1307	5/13/21		1,2-Dichloroethane	<	0.5	ug/L	
W-1307	5/13/21		Bromodichloromethane	<	0.5	ug/L	
W-1307	5/13/21		Bromoform	<	0.5	ug/L	
W-1307	5/13/21		Carbon tetrachloride		2.6	ug/L	
W-1307	5/13/21		Chloroform		0.95	ug/L	
W-1307	5/13/21		Dibromochloromethane	<	0.5	ug/L	
W-1307	5/13/21		Tetrachloroethene		0.72	ug/L	L
W-1307	5/13/21		Trichloroethene		52	ug/L	
W-1307	5/13/21		Trichlorofluoromethane	<	0.5	ug/L	
W-1307	5/13/21		Trichlorotrifluoroethane	<	0.5	ug/L	
W-1307	5/13/21		Vinyl chloride	<	0.5	ug/L	
W-1307	5/13/21		cis-1,2-Dichloroethene	<	0.5	ug/L	
W-1307	5/13/21		trans-1,2-Dichloroethene	<	0.5	ug/L	
W-1307	7/12/21		1,1,1-Trichloroethane	<	0.5	ug/L	
W-1307	7/12/21		1,1,2-Trichloroethane	<	0.5	ug/L	
W-1307	7/12/21		1,1-Dichloroethane	<	0.5	ug/L	
W-1307	7/12/21		1,1-Dichloroethene	<	0.5	ug/L	
W-1307	7/12/21		1,2-Dichloroethane	<	0.5	ug/L	
W-1307	7/12/21		Bromodichloromethane	<	0.5	ug/L	
W-1307	7/12/21		Bromoform	<	0.5	ug/L	
W-1307	7/12/21		Carbon tetrachloride		2.5	ug/L	
W-1307	7/12/21		Chloroform		0.88	ug/L	
W-1307	7/12/21		Dibromochloromethane	<	0.5	ug/L	
W-1307	7/12/21		Tetrachloroethene		0.72	ug/L	
W-1307	7/12/21		Trichloroethene		46	ug/L	
W-1307	7/12/21		Trichlorofluoromethane	<	0.5	ug/L	

Attachment 2. Table 1. Groundwater analytical data, Livermore Site, 2021.

Well	Date	Sample Type	Parameter	LOS Indicator	Result	Units	QA Flag
W-1307	7/12/21		Trichlorotrifluoroethane	<	0.5	ug/L	
W-1307	7/12/21		Vinyl chloride	<	0.5	ug/L	
W-1307	7/12/21		cis-1,2-Dichloroethene	<	0.5	ug/L	
W-1307	7/12/21		trans-1,2-Dichloroethene	<	0.5	ug/L	
W-1307	10/4/21		1,1,1-Trichloroethane	<	0.5	ug/L	
W-1307	10/4/21		1,1,2-Trichloroethane	<	0.5	ug/L	
W-1307	10/4/21		1,1-Dichloroethane	<	0.5	ug/L	
W-1307	10/4/21		1,1-Dichloroethene	<	0.5	ug/L	
W-1307	10/4/21		1,2-Dichloroethane	<	0.5	ug/L	
W-1307	10/4/21		Bromodichloromethane	<	0.5	ug/L	
W-1307	10/4/21		Bromoform	<	0.5	ug/L	
W-1307	10/4/21		Carbon tetrachloride		2.2	ug/L	
W-1307	10/4/21		Chloroform		0.64	ug/L	
W-1307	10/4/21		Dibromochloromethane	<	0.5	ug/L	
W-1307	10/4/21		Tetrachloroethene		0.62	ug/L	
W-1307	10/4/21		Trichloroethene		27	ug/L	
W-1307	10/4/21		Trichlorofluoromethane	<	0.5	ug/L	
W-1307	10/4/21		Trichlorotrifluoroethane	<	0.5	ug/L	
W-1307	10/4/21		Vinyl chloride	<	0.5	ug/L	
W-1307	10/4/21		cis-1,2-Dichloroethene	<	0.5	ug/L	
W-1307	10/4/21		trans-1,2-Dichloroethene	<	0.5	ug/L	
W-1308	3/16/21		1,1,1-Trichloroethane	<	0.5	ug/L	
W-1308	3/16/21		1,1,2-Trichloroethane	<	0.5	ug/L	
W-1308	3/16/21		1,1-Dichloroethane	<	0.5	ug/L	
W-1308	3/16/21		1,1-Dichloroethene		0.62	ug/L	
W-1308	3/16/21		1,2-Dichloroethane	<	0.5	ug/L	
W-1308	3/16/21		Bromodichloromethane	<	0.5	ug/L	
W-1308	3/16/21		Bromoform	<	0.5	ug/L	
W-1308	3/16/21		Carbon tetrachloride	<	0.5	ug/L	
W-1308	3/16/21		Chloroform	<	0.5	ug/L	
W-1308	3/16/21		Dibromochloromethane	<	0.5	ug/L	
W-1308	3/16/21		Tetrachloroethene		0.82	ug/L	
W-1308	3/16/21		Trichloroethene		3.7	ug/L	
W-1308	3/16/21		Trichlorofluoromethane	<	0.5	ug/L	
W-1308	3/16/21		Trichlorotrifluoroethane	<	0.5	ug/L	
W-1308	3/16/21		Vinyl chloride	<	0.5	ug/L	
W-1308	3/16/21		cis-1,2-Dichloroethene	<	0.5	ug/L	
W-1308	3/16/21		trans-1,2-Dichloroethene	<	0.5	ug/L	
W-1308	3/31/21		Lead	<	0.05	mg/L	
W-1308	3/31/21		Tritium		158	pCi/L	
W-1308	4/8/21		1,1,1-Trichloroethane	<	0.5	ug/L	
W-1308	4/8/21		1,1,2-Trichloroethane	<	0.5	ug/L	
W-1308	4/8/21		1,1-Dichloroethane	<	0.5	ug/L	
W-1308	4/8/21		1,1-Dichloroethene		6.4	ug/L	
W-1308	4/8/21		1,2-Dichloroethane		0.96	ug/L	
W-1308	4/8/21		Bromodichloromethane	<	0.5	ug/L	
W-1308	4/8/21		Bromoform	<	0.5	ug/L	
W-1308	4/8/21		Carbon tetrachloride	<	0.5	ug/L	
W-1308	4/8/21		Chloroform		0.85	ug/L	
W-1308	4/8/21		Dibromochloromethane	<	0.5	ug/L	
W-1308	4/8/21		Tetrachloroethene		29	ug/L	
W-1308	4/8/21		Trichloroethene		44	ug/L	
W-1308	4/8/21		Trichlorofluoromethane	<	0.5	ug/L	
W-1308	4/8/21		Trichlorotrifluoroethane	<	0.5	ug/L	
W-1308	4/8/21		Vinyl chloride	<	0.5	ug/L	
W-1308	4/8/21		cis-1,2-Dichloroethene	<	0.5	ug/L	
W-1308	4/8/21		trans-1,2-Dichloroethene	<	0.5	ug/L	
W-1308	7/13/21		1,1,1-Trichloroethane	<	0.5	ug/L	
W-1308	7/13/21		1,1,2-Trichloroethane	<	0.5	ug/L	
W-1308	7/13/21		1,1-Dichloroethane	<	0.5	ug/L	

Attachment 2. Table 1. Groundwater analytical data, Livermore Site, 2021.

Well	Date	Sample Type	Parameter	LOS Indicator	Result	Units	QA Flag
W-1308	7/13/21		1,1-Dichloroethene		6.3	ug/L	
W-1308	7/13/21		1,2-Dichloroethane		1	ug/L	
W-1308	7/13/21		Bromodichloromethane	<	0.5	ug/L	
W-1308	7/13/21		Bromoform	<	0.5	ug/L	
W-1308	7/13/21		Carbon tetrachloride	<	0.5	ug/L	
W-1308	7/13/21		Chloroform		0.85	ug/L	
W-1308	7/13/21		Dibromochloromethane	<	0.5	ug/L	
W-1308	7/13/21		Tetrachloroethene		29	ug/L	
W-1308	7/13/21		Trichloroethene		46	ug/L	
W-1308	7/13/21		Trichlorofluoromethane	<	0.5	ug/L	
W-1308	7/13/21		Trichlorotrifluoroethane	<	0.5	ug/L	
W-1308	7/13/21		Vinyl chloride	<	0.5	ug/L	
W-1308	7/13/21		cis-1,2-Dichloroethene	<	0.5	ug/L	
W-1308	7/13/21		trans-1,2-Dichloroethene	<	0.5	ug/L	
W-1308	10/5/21		1,1,1-Trichloroethane	<	0.5	ug/L	
W-1308	10/5/21		1,1,2-Trichloroethane	<	0.5	ug/L	
W-1308	10/5/21		1,1-Dichloroethane	<	0.5	ug/L	
W-1308	10/5/21		1,1-Dichloroethene		7	ug/L	
W-1308	10/5/21		1,2-Dichloroethane		1.3	ug/L	
W-1308	10/5/21		Bromodichloromethane	<	0.5	ug/L	
W-1308	10/5/21		Bromoform	<	0.5	ug/L	
W-1308	10/5/21		Carbon tetrachloride	<	0.5	ug/L	
W-1308	10/5/21		Chloroform		1	ug/L	
W-1308	10/5/21		Dibromochloromethane	<	0.5	ug/L	
W-1308	10/5/21		Tetrachloroethene		28	ug/L	
W-1308	10/5/21		Trichloroethene		53	ug/L	
W-1308	10/5/21		Trichlorofluoromethane	<	0.5	ug/L	
W-1308	10/5/21		Trichlorotrifluoroethane	<	0.5	ug/L	
W-1308	10/5/21		Vinyl chloride	<	0.5	ug/L	
W-1308	10/5/21		cis-1,2-Dichloroethene	<	0.5	ug/L	
W-1308	10/5/21		trans-1,2-Dichloroethene	<	0.5	ug/L	
W-1309	3/17/21		1,1,1-Trichloroethane	<	0.5	ug/L	
W-1309	3/17/21		1,1,2-Trichloroethane	<	0.5	ug/L	
W-1309	3/17/21		1,1-Dichloroethane	<	0.5	ug/L	
W-1309	3/17/21		1,1-Dichloroethene	<	0.5	ug/L	
W-1309	3/17/21		1,2-Dichloroethane	<	0.5	ug/L	
W-1309	3/17/21		Bromodichloromethane	<	0.5	ug/L	
W-1309	3/17/21		Bromoform	<	0.5	ug/L	
W-1309	3/17/21		Carbon tetrachloride	<	0.5	ug/L	
W-1309	3/17/21		Chloroform	<	0.5	ug/L	
W-1309	3/17/21		Dibromochloromethane	<	0.5	ug/L	
W-1309	3/17/21		Tetrachloroethene	<	0.5	ug/L	
W-1309	3/17/21		Trichloroethene		1.1	ug/L	
W-1309	3/17/21		Trichlorofluoromethane	<	0.5	ug/L	
W-1309	3/17/21		Trichlorotrifluoroethane	<	0.5	ug/L	
W-1309	3/17/21		Vinyl chloride	<	0.5	ug/L	
W-1309	3/17/21		cis-1,2-Dichloroethene	<	0.5	ug/L	
W-1309	3/17/21		trans-1,2-Dichloroethene	<	0.5	ug/L	
W-1309	3/17/21		Tritium	<	100	pCi/L	
W-1309	4/7/21		1,1,1-Trichloroethane	<	0.5	ug/L	
W-1309	4/7/21		1,1,2-Trichloroethane	<	0.5	ug/L	
W-1309	4/7/21		1,1-Dichloroethane	<	0.5	ug/L	
W-1309	4/7/21		1,1-Dichloroethene	<	0.5	ug/L	
W-1309	4/7/21		1,2-Dichloroethane	<	0.5	ug/L	
W-1309	4/7/21		Bromodichloromethane	<	0.5	ug/L	
W-1309	4/7/21		Bromoform	<	0.5	ug/L	
W-1309	4/7/21		Carbon tetrachloride	<	0.5	ug/L	
W-1309	4/7/21		Chloroform	<	0.5	ug/L	
W-1309	4/7/21		Dibromochloromethane	<	0.5	ug/L	
W-1309	4/7/21		Tetrachloroethene	<	0.5	ug/L	

Attachment 2. Table 1. Groundwater analytical data, Livermore Site, 2021.

Well	Date	Sample Type	Parameter	LOS Indicator	Result	Units	QA Flag
W-1309	4/7/21		Trichloroethene		1.6	ug/L	
W-1309	4/7/21		Trichlorofluoromethane	<	0.5	ug/L	
W-1309	4/7/21		Trichlorotrifluoroethane	<	0.5	ug/L	
W-1309	4/7/21		Vinyl chloride	<	0.5	ug/L	
W-1309	4/7/21		cis-1,2-Dichloroethene	<	0.5	ug/L	
W-1309	4/7/21		trans-1,2-Dichloroethene	<	0.5	ug/L	
W-1309	4/7/21		Tritium	<	100	pCi/L	
W-1309	7/14/21		1,1,1-Trichloroethane	<	0.5	ug/L	
W-1309	7/14/21		1,1,2-Trichloroethane	<	0.5	ug/L	
W-1309	7/14/21		1,1-Dichloroethane	<	0.5	ug/L	
W-1309	7/14/21		1,1-Dichloroethene	<	0.5	ug/L	
W-1309	7/14/21		1,2-Dichloroethane	<	0.5	ug/L	
W-1309	7/14/21		Bromodichloromethane	<	0.5	ug/L	
W-1309	7/14/21		Bromoform	<	0.5	ug/L	
W-1309	7/14/21		Carbon tetrachloride	<	0.5	ug/L	
W-1309	7/14/21		Chloroform	<	0.5	ug/L	
W-1309	7/14/21		Dibromochloromethane	<	0.5	ug/L	
W-1309	7/14/21		Tetrachloroethene	<	0.5	ug/L	
W-1309	7/14/21		Trichloroethene		2.1	ug/L	
W-1309	7/14/21		Trichlorofluoromethane	<	0.5	ug/L	
W-1309	7/14/21		Trichlorotrifluoroethane	<	0.5	ug/L	
W-1309	7/14/21		Vinyl chloride	<	0.5	ug/L	
W-1309	7/14/21		cis-1,2-Dichloroethene	<	0.5	ug/L	
W-1309	7/14/21		trans-1,2-Dichloroethene	<	0.5	ug/L	
W-1309	7/14/21		Tritium	<	100	pCi/L	
W-1309	10/5/21		1,1,1-Trichloroethane	<	0.5	ug/L	
W-1309	10/5/21		1,1,2-Trichloroethane	<	0.5	ug/L	
W-1309	10/5/21		1,1-Dichloroethane	<	0.5	ug/L	
W-1309	10/5/21		1,1-Dichloroethene	<	0.5	ug/L	
W-1309	10/5/21		1,2-Dichloroethane	<	0.5	ug/L	
W-1309	10/5/21		Bromodichloromethane	<	0.5	ug/L	
W-1309	10/5/21		Bromoform	<	0.5	ug/L	
W-1309	10/5/21		Carbon tetrachloride	<	0.5	ug/L	
W-1309	10/5/21		Chloroform	<	0.5	ug/L	
W-1309	10/5/21		Dibromochloromethane	<	0.5	ug/L	
W-1309	10/5/21		Tetrachloroethene	<	0.5	ug/L	
W-1309	10/5/21		Trichloroethene		1.8	ug/L	
W-1309	10/5/21		Trichlorofluoromethane	<	0.5	ug/L	
W-1309	10/5/21		Trichlorotrifluoroethane	<	0.5	ug/L	
W-1309	10/5/21		Vinyl chloride	<	0.5	ug/L	
W-1309	10/5/21		cis-1,2-Dichloroethene	<	0.5	ug/L	
W-1309	10/5/21		trans-1,2-Dichloroethene	<	0.5	ug/L	
W-1309	10/5/21		Tritium	<	100	pCi/L	
W-1310	3/17/21		1,1,1-Trichloroethane	<	0.5	ug/L	
W-1310	3/17/21		1,1,2-Trichloroethane	<	0.5	ug/L	
W-1310	3/17/21		1,1-Dichloroethane	<	0.5	ug/L	
W-1310	3/17/21		1,1-Dichloroethene	<	0.5	ug/L	
W-1310	3/17/21		1,2-Dichloroethane	<	0.5	ug/L	
W-1310	3/17/21		Bromodichloromethane	<	0.5	ug/L	
W-1310	3/17/21		Bromoform	<	0.5	ug/L	
W-1310	3/17/21		Carbon tetrachloride	<	0.5	ug/L	
W-1310	3/17/21		Chloroform	<	0.5	ug/L	
W-1310	3/17/21		Dibromochloromethane	<	0.5	ug/L	
W-1310	3/17/21		Tetrachloroethene	<	0.5	ug/L	
W-1310	3/17/21		Trichloroethene		0.97	ug/L	
W-1310	3/17/21		Trichlorofluoromethane	<	0.5	ug/L	
W-1310	3/17/21		Trichlorotrifluoroethane	<	0.5	ug/L	
W-1310	3/17/21		Vinyl chloride	<	0.5	ug/L	
W-1310	3/17/21		cis-1,2-Dichloroethene	<	0.5	ug/L	
W-1310	3/17/21		trans-1,2-Dichloroethene	<	0.5	ug/L	

Attachment 2. Table 1. Groundwater analytical data, Livermore Site, 2021.

Well	Date	Sample Type	Parameter	LOS Indicator	Result	Units	QA Flag
W-1310	4/7/21		1,1,1-Trichloroethane	<	0.5	ug/L	
W-1310	4/7/21		1,1,2-Trichloroethane	<	0.5	ug/L	
W-1310	4/7/21		1,1-Dichloroethane	<	0.5	ug/L	
W-1310	4/7/21		1,1-Dichloroethene	<	0.5	ug/L	
W-1310	4/7/21		1,2-Dichloroethane	<	0.5	ug/L	
W-1310	4/7/21		Bromodichloromethane	<	0.5	ug/L	
W-1310	4/7/21		Bromoform	<	0.5	ug/L	
W-1310	4/7/21		Carbon tetrachloride	<	0.5	ug/L	
W-1310	4/7/21		Chloroform	<	0.5	ug/L	
W-1310	4/7/21		Dibromochloromethane	<	0.5	ug/L	
W-1310	4/7/21		Tetrachloroethene	<	0.5	ug/L	
W-1310	4/7/21		Trichloroethene		2.2	ug/L	
W-1310	4/7/21		Trichlorofluoromethane	<	0.5	ug/L	
W-1310	4/7/21		Trichlorotrifluoroethane	<	0.5	ug/L	
W-1310	4/7/21		Vinyl chloride	<	0.5	ug/L	
W-1310	4/7/21		cis-1,2-Dichloroethene	<	0.5	ug/L	
W-1310	4/7/21		trans-1,2-Dichloroethene	<	0.5	ug/L	
W-1310	7/14/21		1,1,1-Trichloroethane	<	0.5	ug/L	
W-1310	7/14/21		1,1,2-Trichloroethane	<	0.5	ug/L	
W-1310	7/14/21		1,1-Dichloroethane	<	0.5	ug/L	
W-1310	7/14/21		1,1-Dichloroethene	<	0.5	ug/L	
W-1310	7/14/21		1,2-Dichloroethane	<	0.5	ug/L	
W-1310	7/14/21		Bromodichloromethane	<	0.5	ug/L	
W-1310	7/14/21		Bromoform	<	0.5	ug/L	
W-1310	7/14/21		Carbon tetrachloride	<	0.5	ug/L	
W-1310	7/14/21		Chloroform	<	0.5	ug/L	
W-1310	7/14/21		Dibromochloromethane	<	0.5	ug/L	
W-1310	7/14/21		Tetrachloroethene	<	0.5	ug/L	
W-1310	7/14/21		Trichloroethene		2.4	ug/L	
W-1310	7/14/21		Trichlorofluoromethane	<	0.5	ug/L	
W-1310	7/14/21		Trichlorotrifluoroethane	<	0.5	ug/L	
W-1310	7/14/21		Vinyl chloride	<	0.5	ug/L	
W-1310	7/14/21		cis-1,2-Dichloroethene	<	0.5	ug/L	
W-1310	7/14/21		trans-1,2-Dichloroethene	<	0.5	ug/L	
W-1310	10/5/21		1,1,1-Trichloroethane	<	0.5	ug/L	
W-1310	10/5/21		1,1,2-Trichloroethane	<	0.5	ug/L	
W-1310	10/5/21		1,1-Dichloroethane	<	0.5	ug/L	
W-1310	10/5/21		1,1-Dichloroethene	<	0.5	ug/L	
W-1310	10/5/21		1,2-Dichloroethane	<	0.5	ug/L	
W-1310	10/5/21		Bromodichloromethane	<	0.5	ug/L	
W-1310	10/5/21		Bromoform	<	0.5	ug/L	
W-1310	10/5/21		Carbon tetrachloride	<	0.5	ug/L	
W-1310	10/5/21		Chloroform	<	0.5	ug/L	
W-1310	10/5/21		Dibromochloromethane	<	0.5	ug/L	
W-1310	10/5/21		Tetrachloroethene	<	0.5	ug/L	
W-1310	10/5/21		Trichloroethene		2.2	ug/L	
W-1310	10/5/21		Trichlorofluoromethane	<	0.5	ug/L	
W-1310	10/5/21		Trichlorotrifluoroethane	<	0.5	ug/L	
W-1310	10/5/21		Vinyl chloride	<	0.5	ug/L	
W-1310	10/5/21		cis-1,2-Dichloroethene	<	0.5	ug/L	
W-1310	10/5/21		trans-1,2-Dichloroethene	<	0.5	ug/L	
W-1311	1/27/21		1,1,1-Trichloroethane	<	0.5	ug/L	
W-1311	1/27/21		1,1,2-Trichloroethane	<	0.5	ug/L	
W-1311	1/27/21		1,1-Dichloroethane	<	0.5	ug/L	
W-1311	1/27/21		1,1-Dichloroethene	<	0.5	ug/L	
W-1311	1/27/21		1,2-Dichloroethane	<	0.5	ug/L	
W-1311	1/27/21		Bromodichloromethane	<	0.5	ug/L	
W-1311	1/27/21		Bromoform	<	0.5	ug/L	
W-1311	1/27/21		Carbon tetrachloride	<	0.5	ug/L	
W-1311	1/27/21		Chloroform		2.4	ug/L	

Attachment 2. Table 1. Groundwater analytical data, Livermore Site, 2021.

Well	Date	Sample Type	Parameter	LOS Indicator	Result	Units	QA Flag
W-1311	1/27/21		Dibromochloromethane	<	0.5	ug/L	
W-1311	1/27/21		Tetrachloroethene	<	0.5	ug/L	
W-1311	1/27/21		Trichloroethene		0.6	ug/L	
W-1311	1/27/21		Trichlorofluoromethane		7.1	ug/L	
W-1311	1/27/21		Trichlorotrifluoroethane	<	0.5	ug/L	
W-1311	1/27/21		Vinyl chloride	<	0.5	ug/L	
W-1311	1/27/21		cis-1,2-Dichloroethene	<	0.5	ug/L	
W-1311	1/27/21		trans-1,2-Dichloroethene	<	0.5	ug/L	
W-1402	8/9/21		1,1,1-Trichloroethane	<	0.5	ug/L	
W-1402	8/9/21		1,1,2-Trichloroethane	<	0.5	ug/L	
W-1402	8/9/21		1,1-Dichloroethane	<	0.5	ug/L	
W-1402	8/9/21		1,1-Dichloroethene		1.4	ug/L	
W-1402	8/9/21		1,2-Dichloroethane		0.78	ug/L	
W-1402	8/9/21		Bromodichloromethane	<	0.5	ug/L	
W-1402	8/9/21		Bromoform	<	0.5	ug/L	
W-1402	8/9/21		Carbon tetrachloride	<	0.5	ug/L	
W-1402	8/9/21		Chloroform	<	0.5	ug/L	
W-1402	8/9/21		Dibromochloromethane	<	0.5	ug/L	
W-1402	8/9/21		Tetrachloroethene		1.2	ug/L	
W-1402	8/9/21		Trichloroethene		11	ug/L	
W-1402	8/9/21		Trichlorofluoromethane	<	0.5	ug/L	
W-1402	8/9/21		Trichlorotrifluoroethane	<	0.5	ug/L	
W-1402	8/9/21		Vinyl chloride	<	0.5	ug/L	
W-1402	8/9/21		cis-1,2-Dichloroethene	<	0.5	ug/L	
W-1402	8/9/21		trans-1,2-Dichloroethene	<	0.5	ug/L	
W-1403	1/5/21		1,1,1-Trichloroethane	<	0.5	ug/L	
W-1403	1/5/21		1,1,2-Trichloroethane	<	0.5	ug/L	
W-1403	1/5/21		1,1-Dichloroethane		0.92	ug/L	
W-1403	1/5/21		1,1-Dichloroethene		26	ug/L	
W-1403	1/5/21		1,2-Dichloroethane		2.8	ug/L	
W-1403	1/5/21		Bromodichloromethane	<	0.5	ug/L	
W-1403	1/5/21		Bromoform	<	0.5	ug/L	
W-1403	1/5/21		Carbon tetrachloride		1.4	ug/L	
W-1403	1/5/21		Chloroform		8.4	ug/L	
W-1403	1/5/21		Dibromochloromethane	<	0.5	ug/L	
W-1403	1/5/21		Tetrachloroethene		59	ug/L	
W-1403	1/5/21		Trichloroethene		230	ug/L	D
W-1403	1/5/21		Trichlorofluoromethane	<	0.5	ug/L	
W-1403	1/5/21		Trichlorotrifluoroethane		2.6	ug/L	
W-1403	1/5/21		Vinyl chloride	<	0.5	ug/L	
W-1403	1/5/21		cis-1,2-Dichloroethene	<	0.5	ug/L	
W-1403	1/5/21		trans-1,2-Dichloroethene	<	0.5	ug/L	
W-1403	4/8/21		1,1,1-Trichloroethane	<	0.5	ug/L	
W-1403	4/8/21		1,1,2-Trichloroethane	<	0.5	ug/L	
W-1403	4/8/21		1,1-Dichloroethane		0.91	ug/L	
W-1403	4/8/21		1,1-Dichloroethene		25	ug/L	
W-1403	4/8/21		1,2-Dichloroethane		2.9	ug/L	
W-1403	4/8/21		Bromodichloromethane	<	0.5	ug/L	
W-1403	4/8/21		Bromoform	<	0.5	ug/L	
W-1403	4/8/21		Carbon tetrachloride		1.4	ug/L	
W-1403	4/8/21		Chloroform		8.4	ug/L	
W-1403	4/8/21		Dibromochloromethane	<	0.5	ug/L	
W-1403	4/8/21		Tetrachloroethene		60	ug/L	
W-1403	4/8/21		Trichloroethene		250	ug/L	D
W-1403	4/8/21		Trichlorofluoromethane	<	0.5	ug/L	
W-1403	4/8/21		Trichlorotrifluoroethane		2.3	ug/L	
W-1403	4/8/21		Vinyl chloride	<	0.5	ug/L	
W-1403	4/8/21		cis-1,2-Dichloroethene	<	0.5	ug/L	
W-1403	4/8/21		trans-1,2-Dichloroethene	<	0.5	ug/L	
W-1403	7/13/21		1,1,1-Trichloroethane	<	0.5	ug/L	

Attachment 2. Table 1. Groundwater analytical data, Livermore Site, 2021.

Well	Date	Sample Type	Parameter	LOS Indicator	Result	Units	QA Flag
W-1403	7/13/21		1,1,2-Trichloroethane	<	0.5	ug/L	
W-1403	7/13/21		1,1-Dichloroethane		0.93	ug/L	
W-1403	7/13/21		1,1-Dichloroethene		25	ug/L	
W-1403	7/13/21		1,2-Dichloroethane		3	ug/L	
W-1403	7/13/21		Bromodichloromethane	<	0.5	ug/L	
W-1403	7/13/21		Bromoform	<	0.5	ug/L	
W-1403	7/13/21		Carbon tetrachloride		1.2	ug/L	
W-1403	7/13/21		Chloroform		8.5	ug/L	
W-1403	7/13/21		Dibromochloromethane	<	0.5	ug/L	
W-1403	7/13/21		Tetrachloroethene		68	ug/L	
W-1403	7/13/21		Trichloroethene		230	ug/L	D
W-1403	7/13/21		Trichlorofluoromethane	<	0.5	ug/L	
W-1403	7/13/21		Trichlorotrifluoroethane		2.2	ug/L	
W-1403	7/13/21		Vinyl chloride	<	0.5	ug/L	
W-1403	7/13/21		cis-1,2-Dichloroethene	<	0.5	ug/L	
W-1403	7/13/21		trans-1,2-Dichloroethene	<	0.5	ug/L	
W-1403	7/19/21		Tritium		524	pCi/L	
W-1403	10/5/21		1,1,1-Trichloroethane	<	0.5	ug/L	
W-1403	10/5/21		1,1,2-Trichloroethane	<	0.5	ug/L	
W-1403	10/5/21		1,1-Dichloroethane		0.94	ug/L	
W-1403	10/5/21		1,1-Dichloroethene		24	ug/L	
W-1403	10/5/21		1,2-Dichloroethane		2.8	ug/L	
W-1403	10/5/21		Bromodichloromethane	<	0.5	ug/L	
W-1403	10/5/21		Bromoform	<	0.5	ug/L	
W-1403	10/5/21		Carbon tetrachloride		1.4	ug/L	
W-1403	10/5/21		Chloroform		8.1	ug/L	
W-1403	10/5/21		Dibromochloromethane	<	0.5	ug/L	
W-1403	10/5/21		Tetrachloroethene		64	ug/L	
W-1403	10/5/21		Trichloroethene		220	ug/L	D
W-1403	10/5/21		Trichlorofluoromethane	<	0.5	ug/L	
W-1403	10/5/21		Trichlorotrifluoroethane		2.4	ug/L	
W-1403	10/5/21		Vinyl chloride	<	0.5	ug/L	
W-1403	10/5/21		cis-1,2-Dichloroethene	<	0.5	ug/L	
W-1403	10/5/21		trans-1,2-Dichloroethene	<	0.5	ug/L	
W-1404	1/26/21		1,1,1-Trichloroethane	<	0.5	ug/L	
W-1404	1/26/21		1,1,2-Trichloroethane	<	0.5	ug/L	
W-1404	1/26/21		1,1-Dichloroethane	<	0.5	ug/L	
W-1404	1/26/21		1,1-Dichloroethene	<	0.5	ug/L	
W-1404	1/26/21		1,2-Dichloroethane	<	0.5	ug/L	
W-1404	1/26/21		Bromodichloromethane	<	0.5	ug/L	
W-1404	1/26/21		Bromoform	<	0.5	ug/L	
W-1404	1/26/21		Carbon tetrachloride	<	0.5	ug/L	
W-1404	1/26/21		Chloroform	<	0.5	ug/L	
W-1404	1/26/21		Dibromochloromethane	<	0.5	ug/L	
W-1404	1/26/21		Tetrachloroethene		2.2	ug/L	
W-1404	1/26/21		Trichloroethene		19	ug/L	
W-1404	1/26/21		Trichlorofluoromethane	<	0.5	ug/L	
W-1404	1/26/21		Trichlorotrifluoroethane	<	0.5	ug/L	
W-1404	1/26/21		Vinyl chloride	<	0.5	ug/L	
W-1404	1/26/21		cis-1,2-Dichloroethene	<	0.5	ug/L	
W-1404	1/26/21		trans-1,2-Dichloroethene	<	0.5	ug/L	
W-1404	9/23/21		1,1,1-Trichloroethane	<	0.5	ug/L	
W-1404	9/23/21		1,1,2-Trichloroethane	<	0.5	ug/L	
W-1404	9/23/21		1,1-Dichloroethane	<	0.5	ug/L	
W-1404	9/23/21		1,1-Dichloroethene	<	0.5	ug/L	
W-1404	9/23/21		1,2-Dichloroethane	<	0.5	ug/L	
W-1404	9/23/21		Bromodichloromethane	<	0.5	ug/L	
W-1404	9/23/21		Bromoform	<	0.5	ug/L	
W-1404	9/23/21		Carbon tetrachloride	<	0.5	ug/L	
W-1404	9/23/21		Chloroform	<	0.5	ug/L	

Attachment 2. Table 1. Groundwater analytical data, Livermore Site, 2021.

Well	Date	Sample Type	Parameter	LOS Indicator	Result	Units	QA Flag
W-1404	9/23/21		Dibromochloromethane	<	0.5	ug/L	
W-1404	9/23/21		Tetrachloroethene		1.2	ug/L	
W-1404	9/23/21		Trichloroethene		5.6	ug/L	
W-1404	9/23/21		Trichlorofluoromethane	<	0.5	ug/L	
W-1404	9/23/21		Trichlorotrifluoroethane	<	0.5	ug/L	
W-1404	9/23/21		Vinyl chloride	<	0.5	ug/L	
W-1404	9/23/21		cis-1,2-Dichloroethene	<	0.5	ug/L	
W-1404	9/23/21		trans-1,2-Dichloroethene	<	0.5	ug/L	
W-1406	1/27/21		1,1,1-Trichloroethane	<	0.5	ug/L	
W-1406	1/27/21		1,1,2-Trichloroethane	<	0.5	ug/L	
W-1406	1/27/21		1,1-Dichloroethane	<	0.5	ug/L	
W-1406	1/27/21		1,1-Dichloroethene	<	0.5	ug/L	
W-1406	1/27/21		1,2-Dichloroethane	<	0.5	ug/L	
W-1406	1/27/21		Bromodichloromethane	<	0.5	ug/L	
W-1406	1/27/21		Bromoform	<	0.5	ug/L	
W-1406	1/27/21		Carbon tetrachloride	<	0.5	ug/L	
W-1406	1/27/21		Chloroform	<	0.5	ug/L	
W-1406	1/27/21		Dibromochloromethane	<	0.5	ug/L	
W-1406	1/27/21		Tetrachloroethene		0.56	ug/L	
W-1406	1/27/21		Trichloroethene		1.9	ug/L	
W-1406	1/27/21		Trichlorofluoromethane	<	0.5	ug/L	
W-1406	1/27/21		Trichlorotrifluoroethane	<	0.5	ug/L	
W-1406	1/27/21		Vinyl chloride	<	0.5	ug/L	
W-1406	1/27/21		cis-1,2-Dichloroethene	<	0.5	ug/L	
W-1406	1/27/21		trans-1,2-Dichloroethene	<	0.5	ug/L	
W-1407	9/21/21		1,1,1-Trichloroethane	<	0.5	ug/L	
W-1407	9/21/21		1,1,2-Trichloroethane	<	0.5	ug/L	
W-1407	9/21/21		1,1-Dichloroethane	<	0.5	ug/L	
W-1407	9/21/21		1,1-Dichloroethene	<	0.5	ug/L	
W-1407	9/21/21		1,2-Dichloroethane	<	0.5	ug/L	
W-1407	9/21/21		Bromodichloromethane	<	0.5	ug/L	
W-1407	9/21/21		Bromoform	<	0.5	ug/L	
W-1407	9/21/21		Carbon tetrachloride	<	0.5	ug/L	
W-1407	9/21/21		Chloroform	<	0.5	ug/L	
W-1407	9/21/21		Dibromochloromethane	<	0.5	ug/L	
W-1407	9/21/21		Tetrachloroethene	<	0.5	ug/L	
W-1407	9/21/21		Trichloroethene		1.8	ug/L	
W-1407	9/21/21		Trichlorofluoromethane	<	0.5	ug/L	
W-1407	9/21/21		Trichlorotrifluoroethane	<	0.5	ug/L	
W-1407	9/21/21		Vinyl chloride	<	0.5	ug/L	
W-1407	9/21/21		cis-1,2-Dichloroethene	<	0.5	ug/L	
W-1407	9/21/21		trans-1,2-Dichloroethene	<	0.5	ug/L	
W-1408	2/4/21		Tritium		219	pCi/L	
W-1408	8/9/21		1,1,1-Trichloroethane	<	0.5	ug/L	
W-1408	8/9/21		1,1,2-Trichloroethane	<	0.5	ug/L	
W-1408	8/9/21		1,1-Dichloroethane	<	0.5	ug/L	
W-1408	8/9/21		1,1-Dichloroethene		11	ug/L	
W-1408	8/9/21		1,2-Dichloroethane		0.5	ug/L	
W-1408	8/9/21		Bromodichloromethane	<	0.5	ug/L	
W-1408	8/9/21		Bromoform	<	0.5	ug/L	
W-1408	8/9/21		Carbon tetrachloride		1	ug/L	
W-1408	8/9/21		Chloroform		1.1	ug/L	
W-1408	8/9/21		Dibromochloromethane	<	0.5	ug/L	
W-1408	8/9/21		Tetrachloroethene		18	ug/L	
W-1408	8/9/21		Trichloroethene		53	ug/L	D
W-1408	8/9/21		Trichlorofluoromethane	<	0.5	ug/L	
W-1408	8/9/21		Trichlorotrifluoroethane	<	0.5	ug/L	
W-1408	8/9/21		Vinyl chloride	<	0.5	ug/L	
W-1408	8/9/21		cis-1,2-Dichloroethene	<	0.5	ug/L	
W-1408	8/9/21		trans-1,2-Dichloroethene	<	0.5	ug/L	

Attachment 2. Table 1. Groundwater analytical data, Livermore Site, 2021.

Well	Date	Sample Type	Parameter	LOS Indicator	Result	Units	QA Flag
W-1408	8/9/21	DUP	1,1,1-Trichloroethane	<	0.5	ug/L	
W-1408	8/9/21	DUP	1,1,2-Trichloroethane	<	0.5	ug/L	
W-1408	8/9/21	DUP	1,1-Dichloroethane	<	0.5	ug/L	
W-1408	8/9/21	DUP	1,1-Dichloroethene		11	ug/L	
W-1408	8/9/21	DUP	1,2-Dichloroethane	<	0.5	ug/L	
W-1408	8/9/21	DUP	Bromodichloromethane	<	0.5	ug/L	
W-1408	8/9/21	DUP	Bromoform	<	0.5	ug/L	
W-1408	8/9/21	DUP	Carbon tetrachloride		1.1	ug/L	
W-1408	8/9/21	DUP	Chloroform		1.2	ug/L	
W-1408	8/9/21	DUP	Dibromochloromethane	<	0.5	ug/L	
W-1408	8/9/21	DUP	Tetrachloroethene		19	ug/L	
W-1408	8/9/21	DUP	Trichloroethene		52	ug/L	D
W-1408	8/9/21	DUP	Trichlorofluoromethane	<	0.5	ug/L	
W-1408	8/9/21	DUP	Trichlorotrifluoroethane	<	0.5	ug/L	
W-1408	8/9/21	DUP	Vinyl chloride	<	0.5	ug/L	
W-1408	8/9/21	DUP	cis-1,2-Dichloroethene	<	0.5	ug/L	
W-1408	8/9/21	DUP	trans-1,2-Dichloroethene	<	0.5	ug/L	
W-1409	1/12/21		1,1,1-Trichloroethane	<	0.5	ug/L	
W-1409	1/12/21		1,1,2-Trichloroethane	<	0.5	ug/L	
W-1409	1/12/21		1,1-Dichloroethane	<	0.5	ug/L	
W-1409	1/12/21		1,1-Dichloroethene	<	0.5	ug/L	
W-1409	1/12/21		1,2-Dichloroethane	<	0.5	ug/L	
W-1409	1/12/21		Bromodichloromethane	<	0.5	ug/L	
W-1409	1/12/21		Bromoform	<	0.5	ug/L	
W-1409	1/12/21		Carbon tetrachloride	<	0.5	ug/L	
W-1409	1/12/21		Chloroform	<	0.5	ug/L	
W-1409	1/12/21		Dibromochloromethane	<	0.5	ug/L	
W-1409	1/12/21		Tetrachloroethene		0.62	ug/L	
W-1409	1/12/21		Trichloroethene		13	ug/L	
W-1409	1/12/21		Trichlorofluoromethane	<	0.5	ug/L	
W-1409	1/12/21		Trichlorotrifluoroethane	<	0.5	ug/L	
W-1409	1/12/21		Vinyl chloride	<	0.5	ug/L	
W-1409	1/12/21		cis-1,2-Dichloroethene	<	0.5	ug/L	
W-1409	1/12/21		trans-1,2-Dichloroethene	<	0.5	ug/L	
W-1409	4/8/21		1,1,1-Trichloroethane	<	0.5	ug/L	
W-1409	4/8/21		1,1,2-Trichloroethane	<	0.5	ug/L	
W-1409	4/8/21		1,1-Dichloroethane	<	0.5	ug/L	
W-1409	4/8/21		1,1-Dichloroethene	<	0.5	ug/L	
W-1409	4/8/21		1,2-Dichloroethane	<	0.5	ug/L	
W-1409	4/8/21		Bromodichloromethane	<	0.5	ug/L	
W-1409	4/8/21		Bromoform	<	0.5	ug/L	
W-1409	4/8/21		Carbon tetrachloride	<	0.5	ug/L	
W-1409	4/8/21		Chloroform	<	0.5	ug/L	
W-1409	4/8/21		Dibromochloromethane	<	0.5	ug/L	
W-1409	4/8/21		Tetrachloroethene		0.59	ug/L	
W-1409	4/8/21		Trichloroethene		11	ug/L	
W-1409	4/8/21		Trichlorofluoromethane	<	0.5	ug/L	
W-1409	4/8/21		Trichlorotrifluoroethane	<	0.5	ug/L	
W-1409	4/8/21		Vinyl chloride	<	0.5	ug/L	
W-1409	4/8/21		cis-1,2-Dichloroethene	<	0.5	ug/L	
W-1409	4/8/21		trans-1,2-Dichloroethene	<	0.5	ug/L	
W-1409	7/13/21		1,1,1-Trichloroethane	<	0.5	ug/L	
W-1409	7/13/21		1,1,2-Trichloroethane	<	0.5	ug/L	
W-1409	7/13/21		1,1-Dichloroethane	<	0.5	ug/L	
W-1409	7/13/21		1,1-Dichloroethene	<	0.5	ug/L	
W-1409	7/13/21		1,2-Dichloroethane	<	0.5	ug/L	
W-1409	7/13/21		Bromodichloromethane	<	0.5	ug/L	
W-1409	7/13/21		Bromoform	<	0.5	ug/L	
W-1409	7/13/21		Carbon tetrachloride	<	0.5	ug/L	
W-1409	7/13/21		Chloroform	<	0.5	ug/L	

Attachment 2. Table 1. Groundwater analytical data, Livermore Site, 2021.

Well	Date	Sample Type	Parameter	LOS Indicator	Result	Units	QA Flag
W-1409	7/13/21		Dibromochloromethane	<	0.5	ug/L	
W-1409	7/13/21		Tetrachloroethene		0.63	ug/L	
W-1409	7/13/21		Trichloroethene		11	ug/L	
W-1409	7/13/21		Trichlorofluoromethane	<	0.5	ug/L	
W-1409	7/13/21		Trichlorotrifluoroethane	<	0.5	ug/L	
W-1409	7/13/21		Vinyl chloride	<	0.5	ug/L	
W-1409	7/13/21		cis-1,2-Dichloroethene	<	0.5	ug/L	
W-1409	7/13/21		trans-1,2-Dichloroethene	<	0.5	ug/L	
W-1409	10/5/21		1,1,1-Trichloroethane	<	0.5	ug/L	
W-1409	10/5/21		1,1,2-Trichloroethane	<	0.5	ug/L	
W-1409	10/5/21		1,1-Dichloroethane	<	0.5	ug/L	
W-1409	10/5/21		1,1-Dichloroethene	<	0.5	ug/L	
W-1409	10/5/21		1,2-Dichloroethane	<	0.5	ug/L	
W-1409	10/5/21		Bromodichloromethane	<	0.5	ug/L	
W-1409	10/5/21		Bromoform	<	0.5	ug/L	
W-1409	10/5/21		Carbon tetrachloride	<	0.5	ug/L	
W-1409	10/5/21		Chloroform	<	0.5	ug/L	
W-1409	10/5/21		Dibromochloromethane	<	0.5	ug/L	
W-1409	10/5/21		Tetrachloroethene		0.51	ug/L	
W-1409	10/5/21		Trichloroethene		9.6	ug/L	
W-1409	10/5/21		Trichlorofluoromethane	<	0.5	ug/L	
W-1409	10/5/21		Trichlorotrifluoroethane	<	0.5	ug/L	
W-1409	10/5/21		Vinyl chloride	<	0.5	ug/L	
W-1409	10/5/21		cis-1,2-Dichloroethene	<	0.5	ug/L	
W-1409	10/5/21		trans-1,2-Dichloroethene	<	0.5	ug/L	
W-141	7/13/21		1,1,1-Trichloroethane	<	0.5	ug/L	
W-141	7/13/21		1,1,2-Trichloroethane	<	0.5	ug/L	
W-141	7/13/21		1,1-Dichloroethane	<	0.5	ug/L	
W-141	7/13/21		1,1-Dichloroethene	<	0.5	ug/L	
W-141	7/13/21		1,2-Dichloroethane	<	0.5	ug/L	
W-141	7/13/21		Bromodichloromethane	<	0.5	ug/L	
W-141	7/13/21		Bromoform	<	0.5	ug/L	
W-141	7/13/21		Carbon tetrachloride	<	0.5	ug/L	
W-141	7/13/21		Chloroform	<	0.5	ug/L	
W-141	7/13/21		Dibromochloromethane	<	0.5	ug/L	
W-141	7/13/21		Tetrachloroethene	<	0.5	ug/L	
W-141	7/13/21		Trichloroethene		1.6	ug/L	
W-141	7/13/21		Trichlorofluoromethane	<	0.5	ug/L	
W-141	7/13/21		Trichlorotrifluoroethane		4.1	ug/L	
W-141	7/13/21		Vinyl chloride	<	0.5	ug/L	
W-141	7/13/21		cis-1,2-Dichloroethene	<	0.5	ug/L	
W-141	7/13/21		trans-1,2-Dichloroethene	<	0.5	ug/L	
W-141	8/19/21		Tritium		907	pCi/L	
W-1410	1/6/21		1,1,1-Trichloroethane	<	0.5	ug/L	
W-1410	1/6/21		1,1,2-Trichloroethane	<	0.5	ug/L	
W-1410	1/6/21		1,1-Dichloroethane	<	0.5	ug/L	
W-1410	1/6/21		1,1-Dichloroethene	<	0.5	ug/L	
W-1410	1/6/21		1,2-Dichloroethane	<	0.5	ug/L	
W-1410	1/6/21		Bromodichloromethane	<	0.5	ug/L	
W-1410	1/6/21		Bromoform	<	0.5	ug/L	
W-1410	1/6/21		Carbon tetrachloride		1.7	ug/L	
W-1410	1/6/21		Chloroform		2.4	ug/L	
W-1410	1/6/21		Dibromochloromethane	<	0.5	ug/L	
W-1410	1/6/21		Tetrachloroethene	<	0.5	ug/L	
W-1410	1/6/21		Trichloroethene		13	ug/L	
W-1410	1/6/21		Trichlorofluoromethane	<	0.5	ug/L	
W-1410	1/6/21		Trichlorotrifluoroethane	<	0.5	ug/L	
W-1410	1/6/21		Vinyl chloride	<	0.5	ug/L	
W-1410	1/6/21		cis-1,2-Dichloroethene	<	0.5	ug/L	
W-1410	1/6/21		trans-1,2-Dichloroethene	<	0.5	ug/L	

Attachment 2. Table 1. Groundwater analytical data, Livermore Site, 2021.

Well	Date	Sample Type	Parameter	LOS Indicator	Result	Units	QA Flag
W-1410	1/6/21		Tritium		105	pCi/L	
W-1410	4/8/21		1,1,1-Trichloroethane	<	0.5	ug/L	
W-1410	4/8/21		1,1,2-Trichloroethane	<	0.5	ug/L	
W-1410	4/8/21		1,1-Dichloroethane	<	0.5	ug/L	
W-1410	4/8/21		1,1-Dichloroethene	<	0.5	ug/L	
W-1410	4/8/21		1,2-Dichloroethane	<	0.5	ug/L	
W-1410	4/8/21		Bromodichloromethane	<	0.5	ug/L	
W-1410	4/8/21		Bromoform	<	0.5	ug/L	
W-1410	4/8/21		Carbon tetrachloride		1.8	ug/L	
W-1410	4/8/21		Chloroform		2.4	ug/L	
W-1410	4/8/21		Dibromochloromethane	<	0.5	ug/L	
W-1410	4/8/21		Tetrachloroethene	<	0.5	ug/L	
W-1410	4/8/21		Trichloroethene		13	ug/L	
W-1410	4/8/21		Trichlorofluoromethane	<	0.5	ug/L	
W-1410	4/8/21		Trichlorotrifluoroethane	<	0.5	ug/L	
W-1410	4/8/21		Vinyl chloride	<	0.5	ug/L	
W-1410	4/8/21		cis-1,2-Dichloroethene	<	0.5	ug/L	
W-1410	4/8/21		trans-1,2-Dichloroethene	<	0.5	ug/L	
W-1410	4/8/21		Tritium	<	100	pCi/L	
W-1410	7/13/21		1,1,1-Trichloroethane	<	0.5	ug/L	
W-1410	7/13/21		1,1,2-Trichloroethane	<	0.5	ug/L	
W-1410	7/13/21		1,1-Dichloroethane	<	0.5	ug/L	
W-1410	7/13/21		1,1-Dichloroethene	<	0.5	ug/L	
W-1410	7/13/21		1,2-Dichloroethane	<	0.5	ug/L	
W-1410	7/13/21		Bromodichloromethane	<	0.5	ug/L	
W-1410	7/13/21		Bromoform	<	0.5	ug/L	
W-1410	7/13/21		Carbon tetrachloride		1.5	ug/L	
W-1410	7/13/21		Chloroform		2.3	ug/L	
W-1410	7/13/21		Dibromochloromethane	<	0.5	ug/L	
W-1410	7/13/21		Tetrachloroethene	<	0.5	ug/L	
W-1410	7/13/21		Trichloroethene		12	ug/L	
W-1410	7/13/21		Trichlorofluoromethane	<	0.5	ug/L	
W-1410	7/13/21		Trichlorotrifluoroethane	<	0.5	ug/L	
W-1410	7/13/21		Vinyl chloride	<	0.5	ug/L	
W-1410	7/13/21		cis-1,2-Dichloroethene	<	0.5	ug/L	
W-1410	7/13/21		trans-1,2-Dichloroethene	<	0.5	ug/L	
W-1410	7/13/21		Tritium	<	100	pCi/L	
W-1410	10/5/21		1,1,1-Trichloroethane	<	0.5	ug/L	
W-1410	10/5/21		1,1,2-Trichloroethane	<	0.5	ug/L	
W-1410	10/5/21		1,1-Dichloroethane	<	0.5	ug/L	
W-1410	10/5/21		1,1-Dichloroethene	<	0.5	ug/L	
W-1410	10/5/21		1,2-Dichloroethane	<	0.5	ug/L	
W-1410	10/5/21		Bromodichloromethane	<	0.5	ug/L	
W-1410	10/5/21		Bromoform	<	0.5	ug/L	
W-1410	10/5/21		Carbon tetrachloride		0.72	ug/L	
W-1410	10/5/21		Chloroform		2	ug/L	
W-1410	10/5/21		Dibromochloromethane	<	0.5	ug/L	
W-1410	10/5/21		Tetrachloroethene	<	0.5	ug/L	
W-1410	10/5/21		Trichloroethene		8.7	ug/L	
W-1410	10/5/21		Trichlorofluoromethane	<	0.5	ug/L	
W-1410	10/5/21		Trichlorotrifluoroethane	<	0.5	ug/L	
W-1410	10/5/21		Vinyl chloride	<	0.5	ug/L	
W-1410	10/5/21		cis-1,2-Dichloroethene	<	0.5	ug/L	
W-1410	10/5/21		trans-1,2-Dichloroethene	<	0.5	ug/L	
W-1410	10/5/21		Tritium	<	100	pCi/L	
W-1413	9/9/21		Tritium	<	100	pCi/L	
W-1413	10/7/21		1,1,1-Trichloroethane	<	0.5	ug/L	
W-1413	10/7/21		1,1,2-Trichloroethane	<	0.5	ug/L	
W-1413	10/7/21		1,1-Dichloroethane	<	0.5	ug/L	
W-1413	10/7/21		1,1-Dichloroethene	<	0.5	ug/L	

Attachment 2. Table 1. Groundwater analytical data, Livermore Site, 2021.

Well	Date	Sample Type	Parameter	LOS Indicator	Result	Units	QA Flag
W-1413	10/7/21		1,2-Dichloroethane	<	0.5	ug/L	
W-1413	10/7/21		Bromodichloromethane	<	0.5	ug/L	
W-1413	10/7/21		Bromoform	<	0.5	ug/L	
W-1413	10/7/21		Carbon tetrachloride	<	0.5	ug/L	
W-1413	10/7/21		Chloroform		0.91	ug/L	
W-1413	10/7/21		Dibromochloromethane	<	0.5	ug/L	
W-1413	10/7/21		Tetrachloroethene	<	0.5	ug/L	
W-1413	10/7/21		Trichloroethene		13	ug/L	
W-1413	10/7/21		Trichlorofluoromethane	<	0.5	ug/L	
W-1413	10/7/21		Trichlorotrifluoroethane	<	0.5	ug/L	
W-1413	10/7/21		Vinyl chloride	<	0.5	ug/L	
W-1413	10/7/21		cis-1,2-Dichloroethene	<	0.5	ug/L	
W-1413	10/7/21		trans-1,2-Dichloroethene	<	0.5	ug/L	
W-1414	1/21/21		1,1,1-Trichloroethane	<	0.5	ug/L	
W-1414	1/21/21		1,1,2-Trichloroethane	<	0.5	ug/L	
W-1414	1/21/21		1,1-Dichloroethane		1.1	ug/L	
W-1414	1/21/21		1,1-Dichloroethene		2.6	ug/L	
W-1414	1/21/21		1,2-Dichloroethane		64	ug/L	
W-1414	1/21/21		Bromodichloromethane	<	0.5	ug/L	
W-1414	1/21/21		Bromoform	<	0.5	ug/L	
W-1414	1/21/21		Carbon tetrachloride		22	ug/L	
W-1414	1/21/21		Chloroform		5.9	ug/L	
W-1414	1/21/21		Dibromochloromethane	<	0.5	ug/L	
W-1414	1/21/21		Tetrachloroethene		120	ug/L	D
W-1414	1/21/21		Trichloroethene		1600	ug/L	D
W-1414	1/21/21		Trichlorofluoromethane	<	0.5	ug/L	
W-1414	1/21/21		Trichlorotrifluoroethane	<	0.5	ug/L	
W-1414	1/21/21		Vinyl chloride	<	0.5	ug/L	
W-1414	1/21/21		cis-1,2-Dichloroethene	<	0.5	ug/L	
W-1414	1/21/21		trans-1,2-Dichloroethene	<	0.5	ug/L	
W-1414	4/21/21		Tritium		19400	pCi/L	
W-1414	9/14/21		1,1,1-Trichloroethane	<	0.5	ug/L	
W-1414	9/14/21		1,1,2-Trichloroethane	<	0.5	ug/L	
W-1414	9/14/21		1,1-Dichloroethane		1	ug/L	
W-1414	9/14/21		1,1-Dichloroethene		3.9	ug/L	
W-1414	9/14/21		1,2-Dichloroethane		80	ug/L	
W-1414	9/14/21		Bromodichloromethane	<	0.5	ug/L	
W-1414	9/14/21		Bromoform	<	0.5	ug/L	
W-1414	9/14/21		Carbon tetrachloride		15	ug/L	
W-1414	9/14/21		Chloroform		6.3	ug/L	
W-1414	9/14/21		Dibromochloromethane	<	0.5	ug/L	
W-1414	9/14/21		Tetrachloroethene		88	ug/L	
W-1414	9/14/21		Trichloroethene		1200	ug/L	D
W-1414	9/14/21		Trichlorofluoromethane	<	0.5	ug/L	
W-1414	9/14/21		Trichlorotrifluoroethane	<	0.5	ug/L	
W-1414	9/14/21		Vinyl chloride	<	0.5	ug/L	
W-1414	9/14/21		cis-1,2-Dichloroethene	<	0.5	ug/L	
W-1414	9/14/21		trans-1,2-Dichloroethene	<	0.5	ug/L	
W-1414	9/14/21	DUP	1,1,1-Trichloroethane	<	0.5	ug/L	
W-1414	9/14/21	DUP	1,1,2-Trichloroethane	<	0.5	ug/L	
W-1414	9/14/21	DUP	1,1-Dichloroethane		1.1	ug/L	
W-1414	9/14/21	DUP	1,1-Dichloroethene		4.6	ug/L	
W-1414	9/14/21	DUP	1,2-Dichloroethane		77	ug/L	D
W-1414	9/14/21	DUP	Bromodichloromethane	<	0.5	ug/L	
W-1414	9/14/21	DUP	Bromoform	<	0.5	ug/L	
W-1414	9/14/21	DUP	Carbon tetrachloride		16	ug/L	
W-1414	9/14/21	DUP	Chloroform		6.6	ug/L	
W-1414	9/14/21	DUP	Dibromochloromethane	<	0.5	ug/L	
W-1414	9/14/21	DUP	Tetrachloroethene		93	ug/L	
W-1414	9/14/21	DUP	Trichloroethene		1100	ug/L	D

Attachment 2. Table 1. Groundwater analytical data, Livermore Site, 2021.

Well	Date	Sample Type	Parameter	LOS Indicator	Result	Units	QA Flag
W-1414	9/14/21	DUP	Trichlorofluoromethane	<	0.5	ug/L	
W-1414	9/14/21	DUP	Trichlorotrifluoroethane	<	0.5	ug/L	
W-1414	9/14/21	DUP	Vinyl chloride	<	0.5	ug/L	
W-1414	9/14/21	DUP	cis-1,2-Dichloroethene	<	0.5	ug/L	
W-1414	9/14/21	DUP	trans-1,2-Dichloroethene	<	0.5	ug/L	
W-1414	10/6/21		Tritium		22200	pCi/L	
W-1415	1/11/21		1,1,1-Trichloroethane	<	0.5	ug/L	
W-1415	1/11/21		1,1,2-Trichloroethane	<	0.5	ug/L	
W-1415	1/11/21		1,1-Dichloroethane	<	0.5	ug/L	
W-1415	1/11/21		1,1-Dichloroethene		0.59	ug/L	
W-1415	1/11/21		1,2-Dichloroethane		1	ug/L	
W-1415	1/11/21		Bromodichloromethane	<	0.5	ug/L	
W-1415	1/11/21		Bromoform	<	0.5	ug/L	
W-1415	1/11/21		Carbon tetrachloride	<	0.5	ug/L	
W-1415	1/11/21		Chloroform		11	ug/L	
W-1415	1/11/21		Dibromochloromethane	<	0.5	ug/L	
W-1415	1/11/21		Tetrachloroethene		1.9	ug/L	
W-1415	1/11/21		Trichloroethene		22	ug/L	
W-1415	1/11/21		Trichlorofluoromethane	<	0.5	ug/L	
W-1415	1/11/21		Trichlorotrifluoroethane	<	0.5	ug/L	
W-1415	1/11/21		Vinyl chloride	<	0.5	ug/L	
W-1415	1/11/21		cis-1,2-Dichloroethene	<	0.5	ug/L	
W-1415	1/11/21		trans-1,2-Dichloroethene	<	0.5	ug/L	
W-1415	1/11/21		Tritium		764	pCi/L	
W-1415	4/14/21		1,1,1-Trichloroethane	<	0.5	ug/L	
W-1415	4/14/21		1,1,2-Trichloroethane	<	0.5	ug/L	
W-1415	4/14/21		1,1-Dichloroethane	<	0.5	ug/L	
W-1415	4/14/21		1,1-Dichloroethene		0.61	ug/L	
W-1415	4/14/21		1,2-Dichloroethane		1	ug/L	
W-1415	4/14/21		Bromodichloromethane	<	0.5	ug/L	
W-1415	4/14/21		Bromoform	<	0.5	ug/L	
W-1415	4/14/21		Carbon tetrachloride	<	0.5	ug/L	
W-1415	4/14/21		Chloroform		11	ug/L	
W-1415	4/14/21		Dibromochloromethane	<	0.5	ug/L	
W-1415	4/14/21		Tetrachloroethene		2	ug/L	
W-1415	4/14/21		Trichloroethene		24	ug/L	
W-1415	4/14/21		Trichlorofluoromethane	<	0.5	ug/L	
W-1415	4/14/21		Trichlorotrifluoroethane	<	0.5	ug/L	
W-1415	4/14/21		Vinyl chloride	<	0.5	ug/L	
W-1415	4/14/21		cis-1,2-Dichloroethene	<	0.5	ug/L	
W-1415	4/14/21		trans-1,2-Dichloroethene	<	0.5	ug/L	
W-1415	4/14/21		Tritium		685	pCi/L	
W-1415	7/13/21		1,1,1-Trichloroethane	<	0.5	ug/L	
W-1415	7/13/21		1,1,2-Trichloroethane	<	0.5	ug/L	
W-1415	7/13/21		1,1-Dichloroethane	<	0.5	ug/L	
W-1415	7/13/21		1,1-Dichloroethene		0.76	ug/L	
W-1415	7/13/21		1,2-Dichloroethane		0.93	ug/L	
W-1415	7/13/21		Bromodichloromethane	<	0.5	ug/L	
W-1415	7/13/21		Bromoform	<	0.5	ug/L	
W-1415	7/13/21		Carbon tetrachloride	<	0.5	ug/L	
W-1415	7/13/21		Chloroform		10	ug/L	
W-1415	7/13/21		Dibromochloromethane	<	0.5	ug/L	
W-1415	7/13/21		Tetrachloroethene		2.6	ug/L	
W-1415	7/13/21		Trichloroethene		29	ug/L	
W-1415	7/13/21		Trichlorofluoromethane	<	0.5	ug/L	
W-1415	7/13/21		Trichlorotrifluoroethane	<	0.5	ug/L	
W-1415	7/13/21		Vinyl chloride	<	0.5	ug/L	
W-1415	7/13/21		cis-1,2-Dichloroethene	<	0.5	ug/L	
W-1415	7/13/21		trans-1,2-Dichloroethene	<	0.5	ug/L	
W-1415	7/13/21		Tritium		593	pCi/L	

Attachment 2. Table 1. Groundwater analytical data, Livermore Site, 2021.

Well	Date	Sample Type	Parameter	LOS Indicator	Result	Units	QA Flag
W-1415	10/13/21		1,1,1-Trichloroethane	<	0.5	ug/L	
W-1415	10/13/21		1,1,2-Trichloroethane	<	0.5	ug/L	
W-1415	10/13/21		1,1-Dichloroethane	<	0.5	ug/L	
W-1415	10/13/21		1,1-Dichloroethene		1.1	ug/L	
W-1415	10/13/21		1,2-Dichloroethane		0.91	ug/L	
W-1415	10/13/21		Bromodichloromethane	<	0.5	ug/L	
W-1415	10/13/21		Bromoform	<	0.5	ug/L	
W-1415	10/13/21		Carbon tetrachloride	<	0.5	ug/L	
W-1415	10/13/21		Chloroform		10	ug/L	
W-1415	10/13/21		Dibromochloromethane	<	0.5	ug/L	
W-1415	10/13/21		Tetrachloroethene		2.8	ug/L	
W-1415	10/13/21		Trichloroethene		36	ug/L	
W-1415	10/13/21		Trichlorofluoromethane	<	0.5	ug/L	
W-1415	10/13/21		Trichlorotrifluoroethane	<	0.5	ug/L	
W-1415	10/13/21		Vinyl chloride	<	0.5	ug/L	
W-1415	10/13/21		cis-1,2-Dichloroethene	<	0.5	ug/L	
W-1415	10/13/21		trans-1,2-Dichloroethene	<	0.5	ug/L	
W-1415	10/13/21		Tritium		650	pCi/L	
W-1417	10/18/21		1,1,1-Trichloroethane	<	0.5	ug/L	
W-1417	10/18/21		1,1,2-Trichloroethane	<	0.5	ug/L	
W-1417	10/18/21		1,1-Dichloroethane	<	0.5	ug/L	
W-1417	10/18/21		1,1-Dichloroethene	<	0.5	ug/L	
W-1417	10/18/21		1,2-Dichloroethane	<	0.5	ug/L	
W-1417	10/18/21		Bromodichloromethane	<	0.5	ug/L	
W-1417	10/18/21		Bromoform	<	0.5	ug/L	
W-1417	10/18/21		Carbon tetrachloride	<	0.5	ug/L	
W-1417	10/18/21		Chloroform		3.4	ug/L	
W-1417	10/18/21		Dibromochloromethane	<	0.5	ug/L	
W-1417	10/18/21		Tetrachloroethene	<	0.5	ug/L	
W-1417	10/18/21		Trichloroethene		2.4	ug/L	
W-1417	10/18/21		Trichlorofluoromethane		0.85	ug/L	
W-1417	10/18/21		Trichlorotrifluoroethane	<	0.5	ug/L	
W-1417	10/18/21		Vinyl chloride	<	0.5	ug/L	
W-1417	10/18/21		cis-1,2-Dichloroethene	<	0.5	ug/L	
W-1417	10/18/21		trans-1,2-Dichloroethene	<	0.5	ug/L	
W-1418	3/3/21		1,1,1-Trichloroethane	<	0.5	ug/L	
W-1418	3/3/21		1,1,2-Trichloroethane	<	0.5	ug/L	
W-1418	3/3/21		1,1-Dichloroethane	<	0.5	ug/L	
W-1418	3/3/21		1,1-Dichloroethene		3.5	ug/L	
W-1418	3/3/21		1,2-Dichloroethane	<	0.5	ug/L	
W-1418	3/3/21		Bromodichloromethane	<	0.5	ug/L	
W-1418	3/3/21		Bromoform	<	0.5	ug/L	
W-1418	3/3/21		Carbon tetrachloride	<	0.5	ug/L	
W-1418	3/3/21		Chloroform		0.62	ug/L	
W-1418	3/3/21		Dibromochloromethane	<	0.5	ug/L	
W-1418	3/3/21		Tetrachloroethene		2.8	ug/L	
W-1418	3/3/21		Trichloroethene		35	ug/L	
W-1418	3/3/21		Trichlorofluoromethane	<	0.5	ug/L	
W-1418	3/3/21		Trichlorotrifluoroethane		0.71	ug/L	
W-1418	3/3/21		Vinyl chloride	<	0.5	ug/L	
W-1418	3/3/21		cis-1,2-Dichloroethene		1.9	ug/L	
W-1418	3/3/21		trans-1,2-Dichloroethene	<	0.5	ug/L	
W-1418	3/3/21	DUP	1,1,1-Trichloroethane	<	0.5	ug/L	
W-1418	3/3/21	DUP	1,1,2-Trichloroethane	<	0.5	ug/L	
W-1418	3/3/21	DUP	1,1-Dichloroethane	<	0.5	ug/L	
W-1418	3/3/21	DUP	1,1-Dichloroethene		3.6	ug/L	
W-1418	3/3/21	DUP	1,2-Dichloroethane	<	0.5	ug/L	
W-1418	3/3/21	DUP	Bromodichloromethane	<	0.5	ug/L	
W-1418	3/3/21	DUP	Bromoform	<	0.5	ug/L	
W-1418	3/3/21	DUP	Carbon tetrachloride	<	0.5	ug/L	

Attachment 2. Table 1. Groundwater analytical data, Livermore Site, 2021.

Well	Date	Sample Type	Parameter	LOS Indicator	Result	Units	QA Flag
W-1418	3/3/21	DUP	Chloroform		0.6	ug/L	
W-1418	3/3/21	DUP	Dibromochloromethane	<	0.5	ug/L	
W-1418	3/3/21	DUP	Tetrachloroethene		2.9	ug/L	
W-1418	3/3/21	DUP	Trichloroethene		35	ug/L	
W-1418	3/3/21	DUP	Trichlorofluoromethane	<	0.5	ug/L	
W-1418	3/3/21	DUP	Trichlorotrifluoroethane		0.77	ug/L	
W-1418	3/3/21	DUP	Vinyl chloride	<	0.5	ug/L	
W-1418	3/3/21	DUP	cis-1,2-Dichloroethene		2.5	ug/L	
W-1418	3/3/21	DUP	trans-1,2-Dichloroethene	<	0.5	ug/L	
W-1418	4/21/21		Tritium	<	100	pCi/L	
W-1418	10/7/21		1,1,1-Trichloroethane	<	0.5	ug/L	
W-1418	10/7/21		1,1,2-Trichloroethane	<	0.5	ug/L	
W-1418	10/7/21		1,1-Dichloroethane	<	0.5	ug/L	
W-1418	10/7/21		1,1-Dichloroethene		2.6	ug/L	
W-1418	10/7/21		1,2-Dichloroethane	<	0.5	ug/L	
W-1418	10/7/21		Bromodichloromethane	<	0.5	ug/L	
W-1418	10/7/21		Bromoform	<	0.5	ug/L	
W-1418	10/7/21		Carbon tetrachloride	<	0.5	ug/L	
W-1418	10/7/21		Chloroform	<	0.5	ug/L	
W-1418	10/7/21		Dibromochloromethane	<	0.5	ug/L	
W-1418	10/7/21		Tetrachloroethene		2.2	ug/L	
W-1418	10/7/21		Trichloroethene		26	ug/L	
W-1418	10/7/21		Trichlorofluoromethane	<	0.5	ug/L	
W-1418	10/7/21		Trichlorotrifluoroethane		0.63	ug/L	
W-1418	10/7/21		Vinyl chloride	<	0.5	ug/L	
W-1418	10/7/21		cis-1,2-Dichloroethene		4	ug/L	
W-1418	10/7/21		trans-1,2-Dichloroethene	<	0.5	ug/L	
W-1418	10/7/21	DUP	1,1,1-Trichloroethane	<	0.5	ug/L	
W-1418	10/7/21	DUP	1,1,2-Trichloroethane	<	0.5	ug/L	
W-1418	10/7/21	DUP	1,1-Dichloroethane	<	0.5	ug/L	
W-1418	10/7/21	DUP	1,1-Dichloroethene		3	ug/L	
W-1418	10/7/21	DUP	1,2-Dichloroethane	<	0.5	ug/L	
W-1418	10/7/21	DUP	Bromodichloromethane	<	0.5	ug/L	
W-1418	10/7/21	DUP	Bromoform	<	0.5	ug/L	
W-1418	10/7/21	DUP	Carbon tetrachloride	<	0.5	ug/L	
W-1418	10/7/21	DUP	Chloroform	<	0.5	ug/L	
W-1418	10/7/21	DUP	Dibromochloromethane	<	0.5	ug/L	
W-1418	10/7/21	DUP	Tetrachloroethene		2.5	ug/L	
W-1418	10/7/21	DUP	Trichloroethene		27	ug/L	
W-1418	10/7/21	DUP	Trichlorofluoromethane	<	0.5	ug/L	
W-1418	10/7/21	DUP	Trichlorotrifluoroethane		0.78	ug/L	
W-1418	10/7/21	DUP	Vinyl chloride	<	0.5	ug/L	
W-1418	10/7/21	DUP	cis-1,2-Dichloroethene		4.5	ug/L	
W-1418	10/7/21	DUP	trans-1,2-Dichloroethene	<	0.5	ug/L	
W-1420	8/9/21		1,1,1-Trichloroethane	<	0.5	ug/L	
W-1420	8/9/21		1,1,2-Trichloroethane	<	0.5	ug/L	
W-1420	8/9/21		1,1-Dichloroethane	<	0.5	ug/L	
W-1420	8/9/21		1,1-Dichloroethene	<	0.5	ug/L	
W-1420	8/9/21		1,2-Dichloroethane	<	0.5	ug/L	
W-1420	8/9/21		Bromodichloromethane	<	0.5	ug/L	
W-1420	8/9/21		Bromoform	<	0.5	ug/L	
W-1420	8/9/21		Carbon tetrachloride	<	0.5	ug/L	
W-1420	8/9/21		Chloroform	<	0.5	ug/L	
W-1420	8/9/21		Dibromochloromethane	<	0.5	ug/L	
W-1420	8/9/21		Tetrachloroethene		0.96	ug/L	
W-1420	8/9/21		Trichloroethene		5.1	ug/L	
W-1420	8/9/21		Trichlorofluoromethane	<	0.5	ug/L	
W-1420	8/9/21		Trichlorotrifluoroethane		0.74	ug/L	
W-1420	8/9/21		Vinyl chloride	<	0.5	ug/L	
W-1420	8/9/21		cis-1,2-Dichloroethene	<	0.5	ug/L	

Attachment 2. Table 1. Groundwater analytical data, Livermore Site, 2021.

Well	Date	Sample Type	Parameter	LOS Indicator	Result	Units	QA Flag
W-1420	8/9/21		trans-1,2-Dichloroethene	<	0.5	ug/L	
W-1421	3/15/21		1,1,1-Trichloroethane	<	0.5	ug/L	
W-1421	3/15/21		1,1,2-Trichloroethane	<	0.5	ug/L	
W-1421	3/15/21		1,1-Dichloroethane	<	0.5	ug/L	
W-1421	3/15/21		1,1-Dichloroethene		1.9	ug/L	
W-1421	3/15/21		1,2-Dichloroethane	<	0.5	ug/L	
W-1421	3/15/21		Bromodichloromethane	<	0.5	ug/L	
W-1421	3/15/21		Bromoform	<	0.5	ug/L	
W-1421	3/15/21		Carbon tetrachloride	<	0.5	ug/L	
W-1421	3/15/21		Chloroform		4.1	ug/L	
W-1421	3/15/21		Dibromochloromethane	<	0.5	ug/L	
W-1421	3/15/21		Tetrachloroethene		1.7	ug/L	
W-1421	3/15/21		Trichloroethene		33	ug/L	
W-1421	3/15/21		Trichlorofluoromethane		1.5	ug/L	
W-1421	3/15/21		Trichlorotrifluoroethane	<	0.5	ug/L	
W-1421	3/15/21		Vinyl chloride	<	0.5	ug/L	
W-1421	3/15/21		cis-1,2-Dichloroethene	<	0.5	ug/L	
W-1421	3/15/21		trans-1,2-Dichloroethene	<	0.5	ug/L	
W-1422	3/3/21		1,1,1-Trichloroethane	<	0.5	ug/L	
W-1422	3/3/21		1,1,2-Trichloroethane	<	0.5	ug/L	
W-1422	3/3/21		1,1-Dichloroethane	<	0.5	ug/L	
W-1422	3/3/21		1,1-Dichloroethene		5.3	ug/L	
W-1422	3/3/21		1,2-Dichloroethane	<	0.5	ug/L	
W-1422	3/3/21		Bromodichloromethane	<	0.5	ug/L	
W-1422	3/3/21		Bromoform	<	0.5	ug/L	
W-1422	3/3/21		Carbon tetrachloride	<	0.5	ug/L	
W-1422	3/3/21		Chloroform	<	0.5	ug/L	
W-1422	3/3/21		Dibromochloromethane	<	0.5	ug/L	
W-1422	3/3/21		Tetrachloroethene		4.4	ug/L	
W-1422	3/3/21		Trichloroethene		33	ug/L	
W-1422	3/3/21		Trichlorofluoromethane	<	0.5	ug/L	
W-1422	3/3/21		Trichlorotrifluoroethane		1.3	ug/L	
W-1422	3/3/21		Vinyl chloride	<	0.5	ug/L	
W-1422	3/3/21		cis-1,2-Dichloroethene		3.3	ug/L	
W-1422	3/3/21		trans-1,2-Dichloroethene	<	0.5	ug/L	
W-1422	10/18/21		1,1,1-Trichloroethane	<	0.5	ug/L	
W-1422	10/18/21		1,1,2-Trichloroethane	<	0.5	ug/L	
W-1422	10/18/21		1,1-Dichloroethane	<	0.5	ug/L	
W-1422	10/18/21		1,1-Dichloroethene		11	ug/L	
W-1422	10/18/21		1,2-Dichloroethane	<	0.5	ug/L	
W-1422	10/18/21		Bromodichloromethane	<	0.5	ug/L	
W-1422	10/18/21		Bromoform	<	0.5	ug/L	
W-1422	10/18/21		Carbon tetrachloride	<	0.5	ug/L	
W-1422	10/18/21		Chloroform	<	0.5	ug/L	
W-1422	10/18/21		Dibromochloromethane	<	0.5	ug/L	
W-1422	10/18/21		Tetrachloroethene		8	ug/L	
W-1422	10/18/21		Trichloroethene		54	ug/L	
W-1422	10/18/21		Trichlorofluoromethane	<	0.5	ug/L	
W-1422	10/18/21		Trichlorotrifluoroethane		2.7	ug/L	
W-1422	10/18/21		Vinyl chloride	<	0.5	ug/L	
W-1422	10/18/21		cis-1,2-Dichloroethene		2.4	ug/L	
W-1422	10/18/21		trans-1,2-Dichloroethene	<	0.5	ug/L	
W-1422	10/18/21	DUP	1,1,1-Trichloroethane	<	0.5	ug/L	O
W-1422	10/18/21	DUP	1,1,2-Trichloroethane	<	0.5	ug/L	
W-1422	10/18/21	DUP	1,1-Dichloroethane	<	0.5	ug/L	
W-1422	10/18/21	DUP	1,1-Dichloroethene		4.9	ug/L	O
W-1422	10/18/21	DUP	1,2-Dichloroethane	<	0.5	ug/L	
W-1422	10/18/21	DUP	Bromodichloromethane	<	0.5	ug/L	
W-1422	10/18/21	DUP	Bromoform	<	0.5	ug/L	
W-1422	10/18/21	DUP	Carbon tetrachloride	<	0.5	ug/L	

Attachment 2. Table 1. Groundwater analytical data, Livermore Site, 2021.

Well	Date	Sample Type	Parameter	LOS Indicator	Result	Units	QA Flag
W-1422	10/18/21	DUP	Chloroform	<	0.5	ug/L	
W-1422	10/18/21	DUP	Dibromochloromethane	<	0.5	ug/L	
W-1422	10/18/21	DUP	Tetrachloroethene		2.9	ug/L	
W-1422	10/18/21	DUP	Trichloroethene		21	ug/L	
W-1422	10/18/21	DUP	Trichlorofluoromethane	<	0.5	ug/L	
W-1422	10/18/21	DUP	Trichlorotrifluoroethane	<	0.5	ug/L	O
W-1422	10/18/21	DUP	Vinyl chloride	<	0.5	ug/L	
W-1422	10/18/21	DUP	cis-1,2-Dichloroethene		0.5	ug/L	
W-1422	10/18/21	DUP	trans-1,2-Dichloroethene	<	0.5	ug/L	
W-1423	1/13/21		1,1,1-Trichloroethane	<	0.5	ug/L	
W-1423	1/13/21		1,1,2-Trichloroethane	<	0.5	ug/L	
W-1423	1/13/21		1,1-Dichloroethane	<	0.5	ug/L	
W-1423	1/13/21		1,1-Dichloroethene		2.5	ug/L	
W-1423	1/13/21		1,2-Dichloroethane	<	0.5	ug/L	
W-1423	1/13/21		Bromodichloromethane	<	0.5	ug/L	
W-1423	1/13/21		Bromoform	<	0.5	ug/L	
W-1423	1/13/21		Carbon tetrachloride		0.71	ug/L	
W-1423	1/13/21		Chloroform		4.4	ug/L	
W-1423	1/13/21		Chromium		0.018	mg/L	
W-1423	1/13/21		Dibromochloromethane	<	0.5	ug/L	
W-1423	1/13/21		Tetrachloroethene		1.5	ug/L	
W-1423	1/13/21		Trichloroethene		7.4	ug/L	
W-1423	1/13/21		Trichlorofluoromethane	<	0.5	ug/L	
W-1423	1/13/21		Trichlorotrifluoroethane		4	ug/L	
W-1423	1/13/21		Vinyl chloride	<	0.5	ug/L	
W-1423	1/13/21		cis-1,2-Dichloroethene	<	0.5	ug/L	
W-1423	1/13/21		trans-1,2-Dichloroethene	<	0.5	ug/L	
W-1423	4/14/21		1,1,1-Trichloroethane	<	0.5	ug/L	
W-1423	4/14/21		1,1,2-Trichloroethane	<	0.5	ug/L	
W-1423	4/14/21		1,1-Dichloroethane	<	0.5	ug/L	
W-1423	4/14/21		1,1-Dichloroethene		2.6	ug/L	
W-1423	4/14/21		1,2-Dichloroethane	<	0.5	ug/L	
W-1423	4/14/21		Bromodichloromethane	<	0.5	ug/L	
W-1423	4/14/21		Bromoform	<	0.5	ug/L	
W-1423	4/14/21		Carbon tetrachloride		0.75	ug/L	
W-1423	4/14/21		Chloroform		4.8	ug/L	
W-1423	4/14/21		Dibromochloromethane	<	0.5	ug/L	
W-1423	4/14/21		Tetrachloroethene		1.3	ug/L	
W-1423	4/14/21		Trichloroethene		7	ug/L	
W-1423	4/14/21		Trichlorofluoromethane	<	0.5	ug/L	
W-1423	4/14/21		Trichlorotrifluoroethane		2.4	ug/L	
W-1423	4/14/21		Vinyl chloride	<	0.5	ug/L	
W-1423	4/14/21		cis-1,2-Dichloroethene	<	0.5	ug/L	
W-1423	4/14/21		trans-1,2-Dichloroethene	<	0.5	ug/L	
W-1423	7/15/21		1,1,1-Trichloroethane	<	0.5	ug/L	
W-1423	7/15/21		1,1,2-Trichloroethane	<	0.5	ug/L	
W-1423	7/15/21		1,1-Dichloroethane	<	0.5	ug/L	
W-1423	7/15/21		1,1-Dichloroethene		2.5	ug/L	
W-1423	7/15/21		1,2-Dichloroethane	<	0.5	ug/L	
W-1423	7/15/21		Bromodichloromethane	<	0.5	ug/L	
W-1423	7/15/21		Bromoform	<	0.5	ug/L	
W-1423	7/15/21		Carbon tetrachloride		0.67	ug/L	
W-1423	7/15/21		Chloroform		4.6	ug/L	
W-1423	7/15/21		Chromium		0.013	mg/L	
W-1423	7/15/21		Dibromochloromethane	<	0.5	ug/L	
W-1423	7/15/21		Tetrachloroethene		1.4	ug/L	
W-1423	7/15/21		Trichloroethene		7	ug/L	
W-1423	7/15/21		Trichlorofluoromethane	<	0.5	ug/L	
W-1423	7/15/21		Trichlorotrifluoroethane		2.4	ug/L	
W-1423	7/15/21		Vinyl chloride	<	0.5	ug/L	

Attachment 2. Table 1. Groundwater analytical data, Livermore Site, 2021.

Well	Date	Sample Type	Parameter	LOS Indicator	Result	Units	QA Flag
W-1423	7/15/21		cis-1,2-Dichloroethene	<	0.5	ug/L	
W-1423	7/15/21		trans-1,2-Dichloroethene	<	0.5	ug/L	
W-1423	10/19/21		1,1,1-Trichloroethane	<	0.5	ug/L	
W-1423	10/19/21		1,1,2-Trichloroethane	<	0.5	ug/L	
W-1423	10/19/21		1,1-Dichloroethane	<	0.5	ug/L	
W-1423	10/19/21		1,1-Dichloroethene		2.6	ug/L	
W-1423	10/19/21		1,2-Dichloroethane	<	0.5	ug/L	
W-1423	10/19/21		Bromodichloromethane	<	0.5	ug/L	
W-1423	10/19/21		Bromoform	<	0.5	ug/L	
W-1423	10/19/21		Carbon tetrachloride		0.73	ug/L	
W-1423	10/19/21		Chloroform		4.8	ug/L	
W-1423	10/19/21		Dibromochloromethane	<	0.5	ug/L	
W-1423	10/19/21		Tetrachloroethene		1.3	ug/L	
W-1423	10/19/21		Trichloroethene		7.3	ug/L	
W-1423	10/19/21		Trichlorofluoromethane	<	0.5	ug/L	
W-1423	10/19/21		Trichlorotrifluoroethane		2.7	ug/L	
W-1423	10/19/21		Vinyl chloride	<	0.5	ug/L	
W-1423	10/19/21		cis-1,2-Dichloroethene	<	0.5	ug/L	
W-1423	10/19/21		trans-1,2-Dichloroethene	<	0.5	ug/L	
W-1424	2/2/21		1,1,1-Trichloroethane	<	0.5	ug/L	
W-1424	2/2/21		1,1,2-Trichloroethane	<	0.5	ug/L	
W-1424	2/2/21		1,1-Dichloroethane	<	0.5	ug/L	
W-1424	2/2/21		1,1-Dichloroethene	<	0.5	ug/L	
W-1424	2/2/21		1,2-Dichloroethane	<	0.5	ug/L	
W-1424	2/2/21		Bromodichloromethane	<	0.5	ug/L	
W-1424	2/2/21		Bromoform	<	0.5	ug/L	
W-1424	2/2/21		Carbon tetrachloride	<	0.5	ug/L	
W-1424	2/2/21		Chloroform	<	0.5	ug/L	
W-1424	2/2/21		Dibromochloromethane	<	0.5	ug/L	
W-1424	2/2/21		Tetrachloroethene		4.7	ug/L	
W-1424	2/2/21		Trichloroethene	<	0.5	ug/L	
W-1424	2/2/21		Trichlorofluoromethane	<	0.5	ug/L	
W-1424	2/2/21		Trichlorotrifluoroethane	<	0.5	ug/L	
W-1424	2/2/21		Vinyl chloride	<	0.5	ug/L	
W-1424	2/2/21		cis-1,2-Dichloroethene	<	0.5	ug/L	
W-1424	2/2/21		trans-1,2-Dichloroethene	<	0.5	ug/L	
W-1424	4/13/21		1,1,1-Trichloroethane	<	0.5	ug/L	
W-1424	4/13/21		1,1,2-Trichloroethane	<	0.5	ug/L	
W-1424	4/13/21		1,1-Dichloroethane	<	0.5	ug/L	
W-1424	4/13/21		1,1-Dichloroethene	<	0.5	ug/L	
W-1424	4/13/21		1,2-Dichloroethane	<	0.5	ug/L	
W-1424	4/13/21		Bromodichloromethane	<	0.5	ug/L	
W-1424	4/13/21		Bromoform	<	0.5	ug/L	
W-1424	4/13/21		Carbon tetrachloride	<	0.5	ug/L	
W-1424	4/13/21		Chloroform	<	0.5	ug/L	
W-1424	4/13/21		Dibromochloromethane	<	0.5	ug/L	
W-1424	4/13/21		Tetrachloroethene		1.4	ug/L	
W-1424	4/13/21		Trichloroethene	<	0.5	ug/L	
W-1424	4/13/21		Trichlorofluoromethane	<	0.5	ug/L	
W-1424	4/13/21		Trichlorotrifluoroethane	<	0.5	ug/L	
W-1424	4/13/21		Vinyl chloride	<	0.5	ug/L	
W-1424	4/13/21		cis-1,2-Dichloroethene	<	0.5	ug/L	
W-1424	4/13/21		trans-1,2-Dichloroethene	<	0.5	ug/L	
W-1424	10/14/21		1,1,1-Trichloroethane	<	0.5	ug/L	
W-1424	10/14/21		1,1,2-Trichloroethane	<	0.5	ug/L	
W-1424	10/14/21		1,1-Dichloroethane	<	0.5	ug/L	
W-1424	10/14/21		1,1-Dichloroethene	<	0.5	ug/L	
W-1424	10/14/21		1,2-Dichloroethane	<	0.5	ug/L	
W-1424	10/14/21		Bromodichloromethane	<	0.5	ug/L	
W-1424	10/14/21		Bromoform	<	0.5	ug/L	

Attachment 2. Table 1. Groundwater analytical data, Livermore Site, 2021.

Well	Date	Sample Type	Parameter	LOS Indicator	Result	Units	QA Flag
W-1424	10/14/21		Carbon tetrachloride	<	0.5	ug/L	
W-1424	10/14/21		Chloroform	<	0.5	ug/L	
W-1424	10/14/21		Dibromochloromethane	<	0.5	ug/L	
W-1424	10/14/21		Tetrachloroethene		3.6	ug/L	
W-1424	10/14/21		Trichloroethene	<	0.5	ug/L	
W-1424	10/14/21		Trichlorofluoromethane	<	0.5	ug/L	
W-1424	10/14/21		Trichlorotrifluoroethane	<	0.5	ug/L	
W-1424	10/14/21		Vinyl chloride	<	0.5	ug/L	
W-1424	10/14/21		cis-1,2-Dichloroethene	<	0.5	ug/L	
W-1424	10/14/21		trans-1,2-Dichloroethene	<	0.5	ug/L	
W-1425	2/2/21		1,1,1-Trichloroethane	<	0.5	ug/L	
W-1425	2/2/21		1,1,2-Trichloroethane	<	0.5	ug/L	
W-1425	2/2/21		1,1-Dichloroethane	<	0.5	ug/L	
W-1425	2/2/21		1,1-Dichloroethene	<	0.5	ug/L	
W-1425	2/2/21		1,2-Dichloroethane	<	0.5	ug/L	
W-1425	2/2/21		Bromodichloromethane	<	0.5	ug/L	
W-1425	2/2/21		Bromoform	<	0.5	ug/L	
W-1425	2/2/21		Carbon tetrachloride	<	0.5	ug/L	
W-1425	2/2/21		Chloroform	<	0.5	ug/L	
W-1425	2/2/21		Dibromochloromethane	<	0.5	ug/L	
W-1425	2/2/21		Tetrachloroethene		2.6	ug/L	
W-1425	2/2/21		Trichloroethene	<	0.5	ug/L	
W-1425	2/2/21		Trichlorofluoromethane	<	0.5	ug/L	
W-1425	2/2/21		Trichlorotrifluoroethane	<	0.5	ug/L	
W-1425	2/2/21		Vinyl chloride	<	0.5	ug/L	
W-1425	2/2/21		cis-1,2-Dichloroethene	<	0.5	ug/L	
W-1425	2/2/21		trans-1,2-Dichloroethene	<	0.5	ug/L	
W-1425	4/13/21		1,1,1-Trichloroethane	<	0.5	ug/L	
W-1425	4/13/21		1,1,2-Trichloroethane	<	0.5	ug/L	
W-1425	4/13/21		1,1-Dichloroethane	<	0.5	ug/L	
W-1425	4/13/21		1,1-Dichloroethene	<	0.5	ug/L	
W-1425	4/13/21		1,2-Dichloroethane	<	0.5	ug/L	
W-1425	4/13/21		Bromodichloromethane	<	0.5	ug/L	
W-1425	4/13/21		Bromoform	<	0.5	ug/L	
W-1425	4/13/21		Carbon tetrachloride	<	0.5	ug/L	
W-1425	4/13/21		Chloroform	<	0.5	ug/L	
W-1425	4/13/21		Dibromochloromethane	<	0.5	ug/L	
W-1425	4/13/21		Tetrachloroethene		0.55	ug/L	
W-1425	4/13/21		Trichloroethene	<	0.5	ug/L	
W-1425	4/13/21		Trichlorofluoromethane	<	0.5	ug/L	
W-1425	4/13/21		Trichlorotrifluoroethane	<	0.5	ug/L	
W-1425	4/13/21		Vinyl chloride	<	0.5	ug/L	
W-1425	4/13/21		cis-1,2-Dichloroethene	<	0.5	ug/L	
W-1425	4/13/21		trans-1,2-Dichloroethene	<	0.5	ug/L	
W-1425	10/14/21		1,1,1-Trichloroethane	<	0.5	ug/L	
W-1425	10/14/21		1,1,2-Trichloroethane	<	0.5	ug/L	
W-1425	10/14/21		1,1-Dichloroethane	<	0.5	ug/L	
W-1425	10/14/21		1,1-Dichloroethene	<	0.5	ug/L	
W-1425	10/14/21		1,2-Dichloroethane	<	0.5	ug/L	
W-1425	10/14/21		Bromodichloromethane	<	0.5	ug/L	
W-1425	10/14/21		Bromoform	<	0.5	ug/L	
W-1425	10/14/21		Carbon tetrachloride	<	0.5	ug/L	
W-1425	10/14/21		Chloroform	<	0.5	ug/L	
W-1425	10/14/21		Dibromochloromethane	<	0.5	ug/L	
W-1425	10/14/21		Tetrachloroethene		1.5	ug/L	
W-1425	10/14/21		Trichloroethene	<	0.5	ug/L	
W-1425	10/14/21		Trichlorofluoromethane	<	0.5	ug/L	
W-1425	10/14/21		Trichlorotrifluoroethane	<	0.5	ug/L	
W-1425	10/14/21		Vinyl chloride	<	0.5	ug/L	
W-1425	10/14/21		cis-1,2-Dichloroethene	<	0.5	ug/L	

Attachment 2. Table 1. Groundwater analytical data, Livermore Site, 2021.

Well	Date	Sample Type	Parameter	LOS Indicator	Result	Units	QA Flag
W-1425	10/14/21		trans-1,2-Dichloroethene	<	0.5	ug/L	
W-1426	2/2/21		1,1,1-Trichloroethane	<	0.5	ug/L	
W-1426	2/2/21		1,1,2-Trichloroethane	<	0.5	ug/L	
W-1426	2/2/21		1,1-Dichloroethane	<	0.5	ug/L	
W-1426	2/2/21		1,1-Dichloroethene	<	0.5	ug/L	
W-1426	2/2/21		1,2-Dichloroethane	<	0.5	ug/L	
W-1426	2/2/21		Bromodichloromethane	<	0.5	ug/L	
W-1426	2/2/21		Bromoform	<	0.5	ug/L	
W-1426	2/2/21		Carbon tetrachloride	<	0.5	ug/L	
W-1426	2/2/21		Chloroform	<	0.5	ug/L	
W-1426	2/2/21		Dibromochloromethane	<	0.5	ug/L	
W-1426	2/2/21		Tetrachloroethene	<	0.5	ug/L	
W-1426	2/2/21		Trichloroethene		2.1	ug/L	
W-1426	2/2/21		Trichlorofluoromethane	<	0.5	ug/L	
W-1426	2/2/21		Trichlorotrifluoroethane	<	0.5	ug/L	
W-1426	2/2/21		Vinyl chloride	<	0.5	ug/L	
W-1426	2/2/21		cis-1,2-Dichloroethene	<	0.5	ug/L	
W-1426	2/2/21		trans-1,2-Dichloroethene	<	0.5	ug/L	
W-1428	9/13/21		1,1,1-Trichloroethane	<	0.5	ug/L	
W-1428	9/13/21		1,1,2-Trichloroethane	<	0.5	ug/L	
W-1428	9/13/21		1,1-Dichloroethane	<	0.5	ug/L	
W-1428	9/13/21		1,1-Dichloroethene	<	0.5	ug/L	
W-1428	9/13/21		1,2-Dichloroethane	<	0.5	ug/L	
W-1428	9/13/21		Bromodichloromethane	<	0.5	ug/L	
W-1428	9/13/21		Bromoform	<	0.5	ug/L	
W-1428	9/13/21		Carbon tetrachloride	<	0.5	ug/L	
W-1428	9/13/21		Chloroform	<	0.5	ug/L	
W-1428	9/13/21		Dibromochloromethane	<	0.5	ug/L	
W-1428	9/13/21		Tetrachloroethene	<	0.5	ug/L	
W-1428	9/13/21		Trichloroethene		0.59	ug/L	
W-1428	9/13/21		Trichlorofluoromethane	<	0.5	ug/L	
W-1428	9/13/21		Trichlorotrifluoroethane	<	0.5	ug/L	
W-1428	9/13/21		Vinyl chloride	<	0.5	ug/L	
W-1428	9/13/21		cis-1,2-Dichloroethene	<	0.5	ug/L	
W-1428	9/13/21		trans-1,2-Dichloroethene	<	0.5	ug/L	
W-143	8/31/21		1,1,1-Trichloroethane	<	0.5	ug/L	
W-143	8/31/21		1,1,2-Trichloroethane	<	0.5	ug/L	
W-143	8/31/21		1,1-Dichloroethane		4.3	ug/L	
W-143	8/31/21		1,1-Dichloroethene		2.8	ug/L	
W-143	8/31/21		1,2-Dichloroethane	<	0.5	ug/L	
W-143	8/31/21		Bromodichloromethane	<	0.5	ug/L	
W-143	8/31/21		Bromoform	<	0.5	ug/L	
W-143	8/31/21		Carbon tetrachloride	<	0.5	ug/L	
W-143	8/31/21		Chloroform	<	0.5	ug/L	
W-143	8/31/21		Dibromochloromethane	<	0.5	ug/L	
W-143	8/31/21		Tetrachloroethene		2.3	ug/L	
W-143	8/31/21		Trichloroethene	<	0.5	ug/L	
W-143	8/31/21		Trichlorofluoromethane	<	0.5	ug/L	
W-143	8/31/21		Trichlorotrifluoroethane	<	0.5	ug/L	
W-143	8/31/21		Vinyl chloride	<	0.5	ug/L	
W-143	8/31/21		cis-1,2-Dichloroethene	<	0.5	ug/L	
W-143	8/31/21		trans-1,2-Dichloroethene	<	0.5	ug/L	
W-146	5/5/21		1,1,1-Trichloroethane	<	0.5	ug/L	
W-146	5/5/21		1,1,2-Trichloroethane	<	0.5	ug/L	
W-146	5/5/21		1,1-Dichloroethane	<	0.5	ug/L	
W-146	5/5/21		1,1-Dichloroethene		2.1	ug/L	
W-146	5/5/21		1,2-Dichloroethane	<	0.5	ug/L	
W-146	5/5/21		Bromodichloromethane	<	0.5	ug/L	
W-146	5/5/21		Bromoform	<	0.5	ug/L	
W-146	5/5/21		Carbon tetrachloride	<	0.5	ug/L	

Attachment 2. Table 1. Groundwater analytical data, Livermore Site, 2021.

Well	Date	Sample Type	Parameter	LOS Indicator	Result	Units	QA Flag
W-146	5/5/21		Chloroform	<	0.5	ug/L	
W-146	5/5/21		Dibromochloromethane	<	0.5	ug/L	
W-146	5/5/21		Tetrachloroethene		0.96	ug/L	
W-146	5/5/21		Trichloroethene		2.9	ug/L	
W-146	5/5/21		Trichlorofluoromethane	<	0.5	ug/L	
W-146	5/5/21		Trichlorotrifluoroethane	<	0.5	ug/L	
W-146	5/5/21		Vinyl chloride	<	0.5	ug/L	
W-146	5/5/21		cis-1,2-Dichloroethene	<	0.5	ug/L	
W-146	5/5/21		trans-1,2-Dichloroethene	<	0.5	ug/L	
W-147	1/21/21		1,1,1-Trichloroethane	<	0.5	ug/L	
W-147	1/21/21		1,1,2-Trichloroethane	<	0.5	ug/L	
W-147	1/21/21		1,1-Dichloroethane	<	0.5	ug/L	
W-147	1/21/21		1,1-Dichloroethene	<	0.5	ug/L	
W-147	1/21/21		1,2-Dichloroethane	<	0.5	ug/L	
W-147	1/21/21		Bromodichloromethane	<	0.5	ug/L	
W-147	1/21/21		Bromoform	<	0.5	ug/L	
W-147	1/21/21		Carbon tetrachloride	<	0.5	ug/L	
W-147	1/21/21		Chloroform		6.7	ug/L	
W-147	1/21/21		Dibromochloromethane	<	0.5	ug/L	
W-147	1/21/21		Tetrachloroethene		1.5	ug/L	
W-147	1/21/21		Trichloroethene		2.1	ug/L	
W-147	1/21/21		Trichlorofluoromethane	<	0.5	ug/L	
W-147	1/21/21		Trichlorotrifluoroethane	<	0.5	ug/L	
W-147	1/21/21		Vinyl chloride	<	0.5	ug/L	
W-147	1/21/21		cis-1,2-Dichloroethene	<	0.5	ug/L	
W-147	1/21/21		trans-1,2-Dichloroethene	<	0.5	ug/L	
W-148	4/6/21		Tritium		474	pCi/L	
W-148	10/20/21		Tritium		518	pCi/L	
W-1501	8/3/21		1,1,1-Trichloroethane	<	0.5	ug/L	
W-1501	8/3/21		1,1,2-Trichloroethane	<	0.5	ug/L	
W-1501	8/3/21		1,1-Dichloroethane	<	0.5	ug/L	
W-1501	8/3/21		1,1-Dichloroethene	<	0.5	ug/L	
W-1501	8/3/21		1,2-Dichloroethane	<	0.5	ug/L	
W-1501	8/3/21		Bromodichloromethane	<	0.5	ug/L	
W-1501	8/3/21		Bromoform	<	0.5	ug/L	
W-1501	8/3/21		Carbon tetrachloride	<	0.5	ug/L	
W-1501	8/3/21		Chloroform	<	0.5	ug/L	
W-1501	8/3/21		Dibromochloromethane	<	0.5	ug/L	
W-1501	8/3/21		Tetrachloroethene	<	0.5	ug/L	
W-1501	8/3/21		Trichloroethene	<	0.5	ug/L	
W-1501	8/3/21		Trichlorofluoromethane	<	0.5	ug/L	
W-1501	8/3/21		Trichlorotrifluoroethane	<	0.5	ug/L	
W-1501	8/3/21		Vinyl chloride	<	0.5	ug/L	
W-1501	8/3/21		cis-1,2-Dichloroethene	<	0.5	ug/L	
W-1501	8/3/21		trans-1,2-Dichloroethene	<	0.5	ug/L	
W-1502	1/27/21		1,1,1-Trichloroethane	<	0.5	ug/L	
W-1502	1/27/21		1,1,2-Trichloroethane	<	0.5	ug/L	
W-1502	1/27/21		1,1-Dichloroethane	<	0.5	ug/L	
W-1502	1/27/21		1,1-Dichloroethene		1.1	ug/L	
W-1502	1/27/21		1,2-Dichloroethane	<	0.5	ug/L	
W-1502	1/27/21		Bromodichloromethane	<	0.5	ug/L	
W-1502	1/27/21		Bromoform	<	0.5	ug/L	
W-1502	1/27/21		Carbon tetrachloride	<	0.5	ug/L	
W-1502	1/27/21		Chloroform		0.68	ug/L	
W-1502	1/27/21		Dibromochloromethane	<	0.5	ug/L	
W-1502	1/27/21		Tetrachloroethene		1.4	ug/L	
W-1502	1/27/21		Trichloroethene		14	ug/L	
W-1502	1/27/21		Trichlorofluoromethane	<	0.5	ug/L	
W-1502	1/27/21		Trichlorotrifluoroethane	<	0.5	ug/L	
W-1502	1/27/21		Vinyl chloride	<	0.5	ug/L	

Attachment 2. Table 1. Groundwater analytical data, Livermore Site, 2021.

Well	Date	Sample Type	Parameter	LOS Indicator	Result	Units	QA Flag
W-1502	1/27/21		cis-1,2-Dichloroethene	<	0.5	ug/L	
W-1502	1/27/21		trans-1,2-Dichloroethene	<	0.5	ug/L	
W-1502	1/27/21	DUP	1,1,1-Trichloroethane	<	0.5	ug/L	
W-1502	1/27/21	DUP	1,1,2-Trichloroethane	<	0.5	ug/L	
W-1502	1/27/21	DUP	1,1-Dichloroethane	<	0.5	ug/L	
W-1502	1/27/21	DUP	1,1-Dichloroethene		1.6	ug/L	
W-1502	1/27/21	DUP	1,2-Dichloroethane	<	0.5	ug/L	
W-1502	1/27/21	DUP	Bromodichloromethane	<	0.5	ug/L	
W-1502	1/27/21	DUP	Bromoform	<	0.5	ug/L	
W-1502	1/27/21	DUP	Carbon tetrachloride	<	0.5	ug/L	
W-1502	1/27/21	DUP	Chloroform		0.74	ug/L	
W-1502	1/27/21	DUP	Dibromochloromethane	<	0.5	ug/L	
W-1502	1/27/21	DUP	Tetrachloroethene		1.4	ug/L	
W-1502	1/27/21	DUP	Trichloroethene		15	ug/L	
W-1502	1/27/21	DUP	Trichlorofluoromethane	<	0.5	ug/L	
W-1502	1/27/21	DUP	Trichlorotrifluoroethane	<	0.5	ug/L	
W-1502	1/27/21	DUP	Vinyl chloride	<	0.5	ug/L	
W-1502	1/27/21	DUP	cis-1,2-Dichloroethene	<	0.5	ug/L	
W-1502	1/27/21	DUP	trans-1,2-Dichloroethene	<	0.5	ug/L	
W-1503	1/14/21		1,1,1-Trichloroethane	<	0.5	ug/L	
W-1503	1/14/21		1,1,2-Trichloroethane	<	0.5	ug/L	
W-1503	1/14/21		1,1-Dichloroethane	<	0.5	ug/L	
W-1503	1/14/21		1,1-Dichloroethene		0.77	ug/L	
W-1503	1/14/21		1,2-Dichloroethane	<	0.5	ug/L	
W-1503	1/14/21		Bromodichloromethane	<	0.5	ug/L	
W-1503	1/14/21		Bromoform	<	0.5	ug/L	
W-1503	1/14/21		Carbon tetrachloride		0.82	ug/L	
W-1503	1/14/21		Chloroform		1.1	ug/L	
W-1503	1/14/21		Dibromochloromethane	<	0.5	ug/L	
W-1503	1/14/21		Tetrachloroethene		1	ug/L	
W-1503	1/14/21		Trichloroethene		23	ug/L	
W-1503	1/14/21		Trichlorofluoromethane	<	0.5	ug/L	
W-1503	1/14/21		Trichlorotrifluoroethane	<	0.5	ug/L	
W-1503	1/14/21		Vinyl chloride	<	0.5	ug/L	
W-1503	1/14/21		cis-1,2-Dichloroethene	<	0.5	ug/L	
W-1503	1/14/21		trans-1,2-Dichloroethene	<	0.5	ug/L	
W-1503	1/14/21		Tritium		211	pCi/L	
W-1503	4/7/21		1,1,1-Trichloroethane	<	0.5	ug/L	
W-1503	4/7/21		1,1,2-Trichloroethane	<	0.5	ug/L	
W-1503	4/7/21		1,1-Dichloroethane	<	0.5	ug/L	
W-1503	4/7/21		1,1-Dichloroethene		0.92	ug/L	
W-1503	4/7/21		1,2-Dichloroethane	<	0.5	ug/L	
W-1503	4/7/21		Bromodichloromethane	<	0.5	ug/L	
W-1503	4/7/21		Bromoform	<	0.5	ug/L	
W-1503	4/7/21		Carbon tetrachloride		0.9	ug/L	
W-1503	4/7/21		Chloroform		1.3	ug/L	
W-1503	4/7/21		Dibromochloromethane	<	0.5	ug/L	
W-1503	4/7/21		Tetrachloroethene		1.2	ug/L	
W-1503	4/7/21		Trichloroethene		24	ug/L	
W-1503	4/7/21		Trichlorofluoromethane	<	0.5	ug/L	
W-1503	4/7/21		Trichlorotrifluoroethane	<	0.5	ug/L	
W-1503	4/7/21		Vinyl chloride	<	0.5	ug/L	
W-1503	4/7/21		cis-1,2-Dichloroethene	<	0.5	ug/L	
W-1503	4/7/21		trans-1,2-Dichloroethene	<	0.5	ug/L	
W-1503	4/7/21		Tritium		129	pCi/L	
W-1503	7/13/21		1,1,1-Trichloroethane	<	0.5	ug/L	
W-1503	7/13/21		1,1,2-Trichloroethane	<	0.5	ug/L	
W-1503	7/13/21		1,1-Dichloroethane	<	0.5	ug/L	
W-1503	7/13/21		1,1-Dichloroethene		0.97	ug/L	
W-1503	7/13/21		1,2-Dichloroethane	<	0.5	ug/L	

Attachment 2. Table 1. Groundwater analytical data, Livermore Site, 2021.

Well	Date	Sample Type	Parameter	LOS Indicator	Result	Units	QA Flag
W-1503	7/13/21		Bromodichloromethane	<	0.5	ug/L	
W-1503	7/13/21		Bromoform	<	0.5	ug/L	
W-1503	7/13/21		Carbon tetrachloride		0.73	ug/L	
W-1503	7/13/21		Chloroform		1.5	ug/L	
W-1503	7/13/21		Dibromochloromethane	<	0.5	ug/L	
W-1503	7/13/21		Tetrachloroethene		1.6	ug/L	
W-1503	7/13/21		Trichloroethene		25	ug/L	
W-1503	7/13/21		Trichlorofluoromethane	<	0.5	ug/L	
W-1503	7/13/21		Trichlorotrifluoroethane	<	0.5	ug/L	
W-1503	7/13/21		Vinyl chloride	<	0.5	ug/L	
W-1503	7/13/21		cis-1,2-Dichloroethene	<	0.5	ug/L	
W-1503	7/13/21		trans-1,2-Dichloroethene	<	0.5	ug/L	
W-1503	7/13/21		Tritium	<	100	pCi/L	
W-1503	10/5/21		1,1,1-Trichloroethane	<	0.5	ug/L	
W-1503	10/5/21		1,1,2-Trichloroethane	<	0.5	ug/L	
W-1503	10/5/21		1,1-Dichloroethane	<	0.5	ug/L	
W-1503	10/5/21		1,1-Dichloroethene		1.1	ug/L	
W-1503	10/5/21		1,2-Dichloroethane	<	0.5	ug/L	
W-1503	10/5/21		Bromodichloromethane	<	0.5	ug/L	
W-1503	10/5/21		Bromoform	<	0.5	ug/L	
W-1503	10/5/21		Carbon tetrachloride		0.75	ug/L	
W-1503	10/5/21		Chloroform		1.5	ug/L	
W-1503	10/5/21		Dibromochloromethane	<	0.5	ug/L	
W-1503	10/5/21		Tetrachloroethene		1.4	ug/L	
W-1503	10/5/21		Trichloroethene		23	ug/L	
W-1503	10/5/21		Trichlorofluoromethane	<	0.5	ug/L	
W-1503	10/5/21		Trichlorotrifluoroethane	<	0.5	ug/L	
W-1503	10/5/21		Vinyl chloride	<	0.5	ug/L	
W-1503	10/5/21		cis-1,2-Dichloroethene	<	0.5	ug/L	
W-1503	10/5/21		trans-1,2-Dichloroethene	<	0.5	ug/L	
W-1503	10/5/21		Tritium	<	100	pCi/L	
W-1504	1/14/21		1,1,1-Trichloroethane	<	0.5	ug/L	
W-1504	1/14/21		1,1,2-Trichloroethane	<	0.5	ug/L	
W-1504	1/14/21		1,1-Dichloroethane	<	0.5	ug/L	
W-1504	1/14/21		1,1-Dichloroethene		5.9	ug/L	
W-1504	1/14/21		1,2-Dichloroethane	<	0.5	ug/L	
W-1504	1/14/21		Bromodichloromethane	<	0.5	ug/L	
W-1504	1/14/21		Bromoform	<	0.5	ug/L	
W-1504	1/14/21		Carbon tetrachloride	<	0.5	ug/L	
W-1504	1/14/21		Chloroform		1.4	ug/L	
W-1504	1/14/21		Dibromochloromethane	<	0.5	ug/L	
W-1504	1/14/21		Tetrachloroethene		8.7	ug/L	
W-1504	1/14/21		Trichloroethene		49	ug/L	
W-1504	1/14/21		Trichlorofluoromethane	<	0.5	ug/L	
W-1504	1/14/21		Trichlorotrifluoroethane		1.6	ug/L	
W-1504	1/14/21		Vinyl chloride	<	0.5	ug/L	
W-1504	1/14/21		cis-1,2-Dichloroethene		0.94	ug/L	
W-1504	1/14/21		trans-1,2-Dichloroethene	<	0.5	ug/L	
W-1504	4/7/21		1,1,1-Trichloroethane	<	0.5	ug/L	
W-1504	4/7/21		1,1,2-Trichloroethane	<	0.5	ug/L	
W-1504	4/7/21		1,1-Dichloroethane	<	0.5	ug/L	
W-1504	4/7/21		1,1-Dichloroethene		6.8	ug/L	
W-1504	4/7/21		1,2-Dichloroethane	<	0.5	ug/L	
W-1504	4/7/21		Bromodichloromethane	<	0.5	ug/L	
W-1504	4/7/21		Bromoform	<	0.5	ug/L	
W-1504	4/7/21		Carbon tetrachloride	<	0.5	ug/L	
W-1504	4/7/21		Chloroform		1.7	ug/L	
W-1504	4/7/21		Dibromochloromethane	<	0.5	ug/L	
W-1504	4/7/21		Tetrachloroethene		10	ug/L	
W-1504	4/7/21		Trichloroethene		52	ug/L	

Attachment 2. Table 1. Groundwater analytical data, Livermore Site, 2021.

Well	Date	Sample Type	Parameter	LOS Indicator	Result	Units	QA Flag
W-1504	4/7/21		Trichlorofluoromethane	<	0.5	ug/L	
W-1504	4/7/21		Trichlorotrifluoroethane		1.7	ug/L	
W-1504	4/7/21		Vinyl chloride	<	0.5	ug/L	
W-1504	4/7/21		cis-1,2-Dichloroethene		1.1	ug/L	
W-1504	4/7/21		trans-1,2-Dichloroethene	<	0.5	ug/L	
W-1504	7/13/21		1,1,1-Trichloroethane	<	0.5	ug/L	
W-1504	7/13/21		1,1,2-Trichloroethane	<	0.5	ug/L	
W-1504	7/13/21		1,1-Dichloroethane	<	0.5	ug/L	
W-1504	7/13/21		1,1-Dichloroethene		5.8	ug/L	
W-1504	7/13/21		1,2-Dichloroethane	<	0.5	ug/L	
W-1504	7/13/21		Bromodichloromethane	<	0.5	ug/L	
W-1504	7/13/21		Bromoform	<	0.5	ug/L	
W-1504	7/13/21		Carbon tetrachloride	<	0.5	ug/L	
W-1504	7/13/21		Chloroform		1.6	ug/L	
W-1504	7/13/21		Dibromochloromethane	<	0.5	ug/L	
W-1504	7/13/21		Tetrachloroethene		8.8	ug/L	
W-1504	7/13/21		Trichloroethene		46	ug/L	
W-1504	7/13/21		Trichlorofluoromethane	<	0.5	ug/L	
W-1504	7/13/21		Trichlorotrifluoroethane		1.5	ug/L	
W-1504	7/13/21		Vinyl chloride	<	0.5	ug/L	
W-1504	7/13/21		cis-1,2-Dichloroethene		0.9	ug/L	
W-1504	7/13/21		trans-1,2-Dichloroethene	<	0.5	ug/L	
W-1504	10/5/21		1,1,1-Trichloroethane	<	0.5	ug/L	
W-1504	10/5/21		1,1,2-Trichloroethane	<	0.5	ug/L	
W-1504	10/5/21		1,1-Dichloroethane	<	0.5	ug/L	
W-1504	10/5/21		1,1-Dichloroethene		5.6	ug/L	
W-1504	10/5/21		1,2-Dichloroethane	<	0.5	ug/L	
W-1504	10/5/21		Bromodichloromethane	<	0.5	ug/L	
W-1504	10/5/21		Bromoform	<	0.5	ug/L	
W-1504	10/5/21		Carbon tetrachloride	<	0.5	ug/L	
W-1504	10/5/21		Chloroform		1.7	ug/L	
W-1504	10/5/21		Dibromochloromethane	<	0.5	ug/L	
W-1504	10/5/21		Tetrachloroethene		8.3	ug/L	
W-1504	10/5/21		Trichloroethene		44	ug/L	
W-1504	10/5/21		Trichlorofluoromethane	<	0.5	ug/L	
W-1504	10/5/21		Trichlorotrifluoroethane		1.5	ug/L	
W-1504	10/5/21		Vinyl chloride	<	0.5	ug/L	
W-1504	10/5/21		cis-1,2-Dichloroethene		0.92	ug/L	
W-1504	10/5/21		trans-1,2-Dichloroethene	<	0.5	ug/L	
W-1505	3/3/21		1,1,1-Trichloroethane	<	0.5	ug/L	
W-1505	3/3/21		1,1,2-Trichloroethane	<	0.5	ug/L	
W-1505	3/3/21		1,1-Dichloroethane	<	0.5	ug/L	
W-1505	3/3/21		1,1-Dichloroethene		1	ug/L	
W-1505	3/3/21		1,2-Dichloroethane	<	0.5	ug/L	
W-1505	3/3/21		Bromodichloromethane	<	0.5	ug/L	
W-1505	3/3/21		Bromoform	<	0.5	ug/L	
W-1505	3/3/21		Carbon tetrachloride		1.7	ug/L	
W-1505	3/3/21		Chloroform		1.3	ug/L	
W-1505	3/3/21		Dibromochloromethane	<	0.5	ug/L	
W-1505	3/3/21		Tetrachloroethene		1.6	ug/L	
W-1505	3/3/21		Trichloroethene		49	ug/L	
W-1505	3/3/21		Trichlorofluoromethane	<	0.5	ug/L	
W-1505	3/3/21		Trichlorotrifluoroethane	<	0.5	ug/L	
W-1505	3/3/21		Vinyl chloride	<	0.5	ug/L	
W-1505	3/3/21		cis-1,2-Dichloroethene	<	0.5	ug/L	
W-1505	3/3/21		trans-1,2-Dichloroethene	<	0.5	ug/L	
W-1505	9/2/21		Tritium	<	100	pCi/L	
W-1505	9/22/21		1,1,1-Trichloroethane	<	0.5	ug/L	H
W-1505	9/22/21		1,1,2-Trichloroethane	<	0.5	ug/L	H
W-1505	9/22/21		1,1-Dichloroethane	<	0.5	ug/L	H

Attachment 2. Table 1. Groundwater analytical data, Livermore Site, 2021.

Well	Date	Sample Type	Parameter	LOS Indicator	Result	Units	QA Flag
W-1505	9/22/21		1,1-Dichloroethene		1	ug/L	H
W-1505	9/22/21		1,2-Dichloroethane	<	0.5	ug/L	H
W-1505	9/22/21		Bromodichloromethane	<	0.5	ug/L	H
W-1505	9/22/21		Bromoform	<	0.5	ug/L	H
W-1505	9/22/21		Carbon tetrachloride		0.97	ug/L	H
W-1505	9/22/21		Chloroform		1.1	ug/L	H
W-1505	9/22/21		Dibromochloromethane	<	0.5	ug/L	H
W-1505	9/22/21		Tetrachloroethene		1.1	ug/L	H
W-1505	9/22/21		Trichloroethene		37	ug/L	H
W-1505	9/22/21		Trichlorofluoromethane	<	0.5	ug/L	H
W-1505	9/22/21		Trichlorotrifluoroethane	<	0.5	ug/L	H
W-1505	9/22/21		Vinyl chloride	<	0.5	ug/L	H
W-1505	9/22/21		cis-1,2-Dichloroethene	<	0.5	ug/L	H
W-1505	9/22/21		trans-1,2-Dichloroethene	<	0.5	ug/L	H
W-1505	10/7/21		Tritium	<	100	pCi/L	
W-1506	2/24/21		1,1,1-Trichloroethane	<	0.5	ug/L	
W-1506	2/24/21		1,1,2-Trichloroethane	<	0.5	ug/L	
W-1506	2/24/21		1,1-Dichloroethane	<	0.5	ug/L	
W-1506	2/24/21		1,1-Dichloroethene		7.6	ug/L	
W-1506	2/24/21		1,2-Dichloroethane	<	0.5	ug/L	
W-1506	2/24/21		Bromodichloromethane	<	0.5	ug/L	
W-1506	2/24/21		Bromoform	<	0.5	ug/L	
W-1506	2/24/21		Carbon tetrachloride		0.61	ug/L	
W-1506	2/24/21		Chloroform	<	0.5	ug/L	
W-1506	2/24/21		Dibromochloromethane	<	0.5	ug/L	
W-1506	2/24/21		Tetrachloroethene		1.7	ug/L	
W-1506	2/24/21		Trichloroethene		7.1	ug/L	
W-1506	2/24/21		Trichlorofluoromethane	<	0.5	ug/L	
W-1506	2/24/21		Trichlorotrifluoroethane		2.7	ug/L	
W-1506	2/24/21		Vinyl chloride	<	0.5	ug/L	
W-1506	2/24/21		cis-1,2-Dichloroethene	<	0.5	ug/L	
W-1506	2/24/21		trans-1,2-Dichloroethene	<	0.5	ug/L	
W-1507	9/22/21		1,1,1-Trichloroethane	<	0.5	ug/L	
W-1507	9/22/21		1,1,2-Trichloroethane	<	0.5	ug/L	
W-1507	9/22/21		1,1-Dichloroethane	<	0.5	ug/L	
W-1507	9/22/21		1,1-Dichloroethene	<	0.5	ug/L	
W-1507	9/22/21		1,2-Dichloroethane	<	0.5	ug/L	
W-1507	9/22/21		Bromodichloromethane	<	0.5	ug/L	
W-1507	9/22/21		Bromoform	<	0.5	ug/L	
W-1507	9/22/21		Carbon tetrachloride	<	0.5	ug/L	
W-1507	9/22/21		Chloroform	<	0.5	ug/L	
W-1507	9/22/21		Dibromochloromethane	<	0.5	ug/L	
W-1507	9/22/21		Tetrachloroethene	<	0.5	ug/L	
W-1507	9/22/21		Trichloroethene		6.5	ug/L	
W-1507	9/22/21		Trichlorofluoromethane	<	0.5	ug/L	
W-1507	9/22/21		Trichlorotrifluoroethane	<	0.5	ug/L	
W-1507	9/22/21		Vinyl chloride	<	0.5	ug/L	
W-1507	9/22/21		cis-1,2-Dichloroethene	<	0.5	ug/L	
W-1507	9/22/21		trans-1,2-Dichloroethene	<	0.5	ug/L	
W-1509	2/25/21		1,1,1-Trichloroethane	<	0.5	ug/L	
W-1509	2/25/21		1,1,2-Trichloroethane	<	0.5	ug/L	
W-1509	2/25/21		1,1-Dichloroethane		0.85	ug/L	
W-1509	2/25/21		1,1-Dichloroethene	<	0.5	ug/L	
W-1509	2/25/21		1,2-Dichloroethane	<	0.5	ug/L	
W-1509	2/25/21		Bromodichloromethane	<	0.5	ug/L	
W-1509	2/25/21		Bromoform	<	0.5	ug/L	
W-1509	2/25/21		Carbon tetrachloride	<	0.5	ug/L	
W-1509	2/25/21		Chloroform	<	0.5	ug/L	
W-1509	2/25/21		Dibromochloromethane	<	0.5	ug/L	
W-1509	2/25/21		Tetrachloroethene		3	ug/L	

Attachment 2. Table 1. Groundwater analytical data, Livermore Site, 2021.

Well	Date	Sample Type	Parameter	LOS Indicator	Result	Units	QA Flag
W-1509	2/25/21		Trichloroethene	<	0.5	ug/L	
W-1509	2/25/21		Trichlorofluoromethane	<	0.5	ug/L	
W-1509	2/25/21		Trichlorotrifluoroethane	<	0.5	ug/L	
W-1509	2/25/21		Vinyl chloride	<	0.5	ug/L	
W-1509	2/25/21		cis-1,2-Dichloroethene	<	0.5	ug/L	
W-1509	2/25/21		trans-1,2-Dichloroethene	<	0.5	ug/L	
W-151	1/5/21		1,1,1-Trichloroethane	<	0.5	ug/L	
W-151	1/5/21		1,1,2-Trichloroethane	<	0.5	ug/L	
W-151	1/5/21		1,1-Dichloroethane		0.54	ug/L	
W-151	1/5/21		1,1-Dichloroethene		0.82	ug/L	
W-151	1/5/21		1,2-Dichloroethane	<	0.5	ug/L	
W-151	1/5/21		Bromodichloromethane	<	0.5	ug/L	
W-151	1/5/21		Bromoform	<	0.5	ug/L	
W-151	1/5/21		Carbon tetrachloride	<	0.5	ug/L	
W-151	1/5/21		Chloroform	<	0.5	ug/L	
W-151	1/5/21		Dibromochloromethane	<	0.5	ug/L	
W-151	1/5/21		Tetrachloroethene		0.52	ug/L	
W-151	1/5/21		Trichloroethene	<	0.5	ug/L	
W-151	1/5/21		Trichlorofluoromethane	<	0.5	ug/L	
W-151	1/5/21		Trichlorotrifluoroethane	<	0.5	ug/L	
W-151	1/5/21		Vinyl chloride	<	0.5	ug/L	
W-151	1/5/21		cis-1,2-Dichloroethene	<	0.5	ug/L	
W-151	1/5/21		trans-1,2-Dichloroethene	<	0.5	ug/L	
W-151	1/7/21		Tritium	<	100	pCi/L	
W-151	4/13/21		1,1,1-Trichloroethane	<	0.5	ug/L	
W-151	4/13/21		1,1,2-Trichloroethane	<	0.5	ug/L	
W-151	4/13/21		1,1-Dichloroethane		0.57	ug/L	
W-151	4/13/21		1,1-Dichloroethene		0.89	ug/L	
W-151	4/13/21		1,2-Dichloroethane	<	0.5	ug/L	
W-151	4/13/21		Bromodichloromethane	<	0.5	ug/L	
W-151	4/13/21		Bromoform	<	0.5	ug/L	
W-151	4/13/21		Carbon tetrachloride	<	0.5	ug/L	
W-151	4/13/21		Chloroform	<	0.5	ug/L	
W-151	4/13/21		Dibromochloromethane	<	0.5	ug/L	
W-151	4/13/21		Tetrachloroethene		0.61	ug/L	
W-151	4/13/21		Trichloroethene	<	0.5	ug/L	
W-151	4/13/21		Trichlorofluoromethane	<	0.5	ug/L	
W-151	4/13/21		Trichlorotrifluoroethane	<	0.5	ug/L	
W-151	4/13/21		Vinyl chloride	<	0.5	ug/L	
W-151	4/13/21		cis-1,2-Dichloroethene	<	0.5	ug/L	
W-151	4/13/21		trans-1,2-Dichloroethene	<	0.5	ug/L	
W-151	8/18/21		1,1,1-Trichloroethane	<	0.5	ug/L	
W-151	8/18/21		1,1,2-Trichloroethane	<	0.5	ug/L	
W-151	8/18/21		1,1-Dichloroethane		0.5	ug/L	
W-151	8/18/21		1,1-Dichloroethene		0.73	ug/L	
W-151	8/18/21		1,2-Dichloroethane	<	0.5	ug/L	
W-151	8/18/21		Bromodichloromethane	<	0.5	ug/L	
W-151	8/18/21		Bromoform	<	0.5	ug/L	
W-151	8/18/21		Carbon tetrachloride	<	0.5	ug/L	
W-151	8/18/21		Chloroform	<	0.5	ug/L	
W-151	8/18/21		Dibromochloromethane	<	0.5	ug/L	
W-151	8/18/21		Tetrachloroethene		0.53	ug/L	
W-151	8/18/21		Trichloroethene	<	0.5	ug/L	
W-151	8/18/21		Trichlorofluoromethane	<	0.5	ug/L	
W-151	8/18/21		Trichlorotrifluoroethane	<	0.5	ug/L	
W-151	8/18/21		Vinyl chloride	<	0.5	ug/L	
W-151	8/18/21		cis-1,2-Dichloroethene	<	0.5	ug/L	
W-151	8/18/21		trans-1,2-Dichloroethene	<	0.5	ug/L	
W-151	10/4/21		1,1,1-Trichloroethane	<	0.5	ug/L	
W-151	10/4/21		1,1,2-Trichloroethane	<	0.5	ug/L	

Attachment 2. Table 1. Groundwater analytical data, Livermore Site, 2021.

Well	Date	Sample Type	Parameter	LOS Indicator	Result	Units	QA Flag
W-151	10/4/21		1,1-Dichloroethane		0.52	ug/L	
W-151	10/4/21		1,1-Dichloroethene		0.78	ug/L	
W-151	10/4/21		1,2-Dichloroethane	<	0.5	ug/L	
W-151	10/4/21		Bromodichloromethane	<	0.5	ug/L	
W-151	10/4/21		Bromoform	<	0.5	ug/L	
W-151	10/4/21		Carbon tetrachloride	<	0.5	ug/L	
W-151	10/4/21		Chloroform	<	0.5	ug/L	
W-151	10/4/21		Dibromochloromethane	<	0.5	ug/L	
W-151	10/4/21		Tetrachloroethene		0.52	ug/L	
W-151	10/4/21		Trichloroethene	<	0.5	ug/L	
W-151	10/4/21		Trichlorofluoromethane	<	0.5	ug/L	
W-151	10/4/21		Trichlorotrifluoroethane	<	0.5	ug/L	
W-151	10/4/21		Vinyl chloride	<	0.5	ug/L	
W-151	10/4/21		cis-1,2-Dichloroethene	<	0.5	ug/L	
W-151	10/4/21		trans-1,2-Dichloroethene	<	0.5	ug/L	
W-1510	1/14/21		1,1,1-Trichloroethane	<	0.5	ug/L	
W-1510	1/14/21		1,1,2-Trichloroethane	<	0.5	ug/L	
W-1510	1/14/21		1,1-Dichloroethane	<	0.5	ug/L	
W-1510	1/14/21		1,1-Dichloroethene		0.85	ug/L	
W-1510	1/14/21		1,2-Dichloroethane	<	0.5	ug/L	
W-1510	1/14/21		Bromodichloromethane	<	0.5	ug/L	
W-1510	1/14/21		Bromoform	<	0.5	ug/L	
W-1510	1/14/21		Carbon tetrachloride	<	0.5	ug/L	
W-1510	1/14/21		Chloroform		2.6	ug/L	
W-1510	1/14/21		Dibromochloromethane	<	0.5	ug/L	
W-1510	1/14/21		Tetrachloroethene		1.7	ug/L	
W-1510	1/14/21		Trichloroethene		14	ug/L	
W-1510	1/14/21		Trichlorofluoromethane		0.85	ug/L	
W-1510	1/14/21		Trichlorotrifluoroethane	<	0.5	ug/L	
W-1510	1/14/21		Vinyl chloride	<	0.5	ug/L	
W-1510	1/14/21		cis-1,2-Dichloroethene	<	0.5	ug/L	
W-1510	1/14/21		trans-1,2-Dichloroethene	<	0.5	ug/L	
W-1510	4/7/21		1,1,1-Trichloroethane	<	0.5	ug/L	
W-1510	4/7/21		1,1,2-Trichloroethane	<	0.5	ug/L	
W-1510	4/7/21		1,1-Dichloroethane	<	0.5	ug/L	
W-1510	4/7/21		1,1-Dichloroethene		0.91	ug/L	
W-1510	4/7/21		1,2-Dichloroethane	<	0.5	ug/L	
W-1510	4/7/21		Bromodichloromethane	<	0.5	ug/L	
W-1510	4/7/21		Bromoform	<	0.5	ug/L	
W-1510	4/7/21		Carbon tetrachloride	<	0.5	ug/L	
W-1510	4/7/21		Chloroform		2.3	ug/L	
W-1510	4/7/21		Dibromochloromethane	<	0.5	ug/L	
W-1510	4/7/21		Tetrachloroethene		1.7	ug/L	
W-1510	4/7/21		Trichloroethene		13	ug/L	
W-1510	4/7/21		Trichlorofluoromethane		0.79	ug/L	
W-1510	4/7/21		Trichlorotrifluoroethane	<	0.5	ug/L	
W-1510	4/7/21		Vinyl chloride	<	0.5	ug/L	
W-1510	4/7/21		cis-1,2-Dichloroethene	<	0.5	ug/L	
W-1510	4/7/21		trans-1,2-Dichloroethene	<	0.5	ug/L	
W-1510	7/13/21		1,1,1-Trichloroethane	<	0.5	ug/L	
W-1510	7/13/21		1,1,2-Trichloroethane	<	0.5	ug/L	
W-1510	7/13/21		1,1-Dichloroethane	<	0.5	ug/L	
W-1510	7/13/21		1,1-Dichloroethene		0.7	ug/L	
W-1510	7/13/21		1,2-Dichloroethane	<	0.5	ug/L	
W-1510	7/13/21		Bromodichloromethane	<	0.5	ug/L	
W-1510	7/13/21		Bromoform	<	0.5	ug/L	
W-1510	7/13/21		Carbon tetrachloride	<	0.5	ug/L	
W-1510	7/13/21		Chloroform		2.1	ug/L	
W-1510	7/13/21		Dibromochloromethane	<	0.5	ug/L	
W-1510	7/13/21		Tetrachloroethene		1.6	ug/L	

Attachment 2. Table 1. Groundwater analytical data, Livermore Site, 2021.

Well	Date	Sample Type	Parameter	LOS Indicator	Result	Units	QA Flag
W-1510	7/13/21		Trichloroethene		11	ug/L	
W-1510	7/13/21		Trichlorofluoromethane		0.7	ug/L	
W-1510	7/13/21		Trichlorotrifluoroethane	<	0.5	ug/L	
W-1510	7/13/21		Vinyl chloride	<	0.5	ug/L	
W-1510	7/13/21		cis-1,2-Dichloroethene	<	0.5	ug/L	
W-1510	7/13/21		trans-1,2-Dichloroethene	<	0.5	ug/L	
W-1510	10/5/21		1,1,1-Trichloroethane	<	0.5	ug/L	
W-1510	10/5/21		1,1,2-Trichloroethane	<	0.5	ug/L	
W-1510	10/5/21		1,1-Dichloroethane	<	0.5	ug/L	
W-1510	10/5/21		1,1-Dichloroethene		0.74	ug/L	
W-1510	10/5/21		1,2-Dichloroethane	<	0.5	ug/L	
W-1510	10/5/21		Bromodichloromethane	<	0.5	ug/L	
W-1510	10/5/21		Bromoform	<	0.5	ug/L	
W-1510	10/5/21		Carbon tetrachloride	<	0.5	ug/L	
W-1510	10/5/21		Chloroform		1.7	ug/L	
W-1510	10/5/21		Dibromochloromethane	<	0.5	ug/L	
W-1510	10/5/21		Tetrachloroethene		1.4	ug/L	
W-1510	10/5/21		Trichloroethene		10	ug/L	
W-1510	10/5/21		Trichlorofluoromethane		0.56	ug/L	
W-1510	10/5/21		Trichlorotrifluoroethane	<	0.5	ug/L	
W-1510	10/5/21		Vinyl chloride	<	0.5	ug/L	
W-1510	10/5/21		cis-1,2-Dichloroethene	<	0.5	ug/L	
W-1510	10/5/21		trans-1,2-Dichloroethene	<	0.5	ug/L	
W-1511	9/16/21		1,1,1-Trichloroethane	<	0.5	ug/L	
W-1511	9/16/21		1,1,2-Trichloroethane	<	0.5	ug/L	
W-1511	9/16/21		1,1-Dichloroethane	<	0.5	ug/L	
W-1511	9/16/21		1,1-Dichloroethene		16	ug/L	
W-1511	9/16/21		1,2-Dichloroethane		0.93	ug/L	
W-1511	9/16/21		Bromodichloromethane	<	0.5	ug/L	
W-1511	9/16/21		Bromoform	<	0.5	ug/L	
W-1511	9/16/21		Carbon tetrachloride	<	0.5	ug/L	
W-1511	9/16/21		Chloroform		5.3	ug/L	
W-1511	9/16/21		Dibromochloromethane	<	0.5	ug/L	
W-1511	9/16/21		Tetrachloroethene		20	ug/L	
W-1511	9/16/21		Trichloroethene		120	ug/L	LD
W-1511	9/16/21		Trichlorofluoromethane	<	0.5	ug/L	
W-1511	9/16/21		Trichlorotrifluoroethane		6	ug/L	
W-1511	9/16/21		Vinyl chloride	<	0.5	ug/L	
W-1511	9/16/21		cis-1,2-Dichloroethene	<	0.5	ug/L	
W-1511	9/16/21		trans-1,2-Dichloroethene	<	0.5	ug/L	
W-1511	9/16/21	DUP	1,1,1-Trichloroethane	<	0.5	ug/L	
W-1511	9/16/21	DUP	1,1,2-Trichloroethane	<	0.5	ug/L	
W-1511	9/16/21	DUP	1,1-Dichloroethane	<	0.5	ug/L	
W-1511	9/16/21	DUP	1,1-Dichloroethene		22	ug/L	
W-1511	9/16/21	DUP	1,2-Dichloroethane		0.82	ug/L	
W-1511	9/16/21	DUP	Bromodichloromethane	<	0.5	ug/L	
W-1511	9/16/21	DUP	Bromoform	<	0.5	ug/L	
W-1511	9/16/21	DUP	Carbon tetrachloride	<	0.5	ug/L	
W-1511	9/16/21	DUP	Chloroform		5.7	ug/L	
W-1511	9/16/21	DUP	Dibromochloromethane	<	0.5	ug/L	
W-1511	9/16/21	DUP	Tetrachloroethene		22	ug/L	
W-1511	9/16/21	DUP	Trichloroethene		144	ug/L	D
W-1511	9/16/21	DUP	Trichlorofluoromethane	<	0.5	ug/L	
W-1511	9/16/21	DUP	Trichlorotrifluoroethane		9.5	ug/L	
W-1511	9/16/21	DUP	Vinyl chloride	<	0.5	ug/L	
W-1511	9/16/21	DUP	cis-1,2-Dichloroethene	<	0.5	ug/L	
W-1511	9/16/21	DUP	trans-1,2-Dichloroethene	<	0.5	ug/L	
W-1512	10/6/21		1,1,1-Trichloroethane	<	0.5	ug/L	
W-1512	10/6/21		1,1,2-Trichloroethane	<	0.5	ug/L	
W-1512	10/6/21		1,1-Dichloroethane	<	0.5	ug/L	

Attachment 2. Table 1. Groundwater analytical data, Livermore Site, 2021.

Well	Date	Sample Type	Parameter	LOS Indicator	Result	Units	QA Flag
W-1512	10/6/21		1,1-Dichloroethene	<	0.5	ug/L	
W-1512	10/6/21		1,2-Dichloroethane	<	0.5	ug/L	
W-1512	10/6/21		Bromodichloromethane	<	0.5	ug/L	
W-1512	10/6/21		Bromoform	<	0.5	ug/L	
W-1512	10/6/21		Carbon tetrachloride	<	0.5	ug/L	
W-1512	10/6/21		Chloroform	<	0.5	ug/L	
W-1512	10/6/21		Dibromochloromethane	<	0.5	ug/L	
W-1512	10/6/21		Tetrachloroethene	<	0.5	ug/L	
W-1512	10/6/21		Trichloroethene		1.4	ug/L	
W-1512	10/6/21		Trichlorofluoromethane	<	0.5	ug/L	
W-1512	10/6/21		Trichlorotrifluoroethane	<	0.5	ug/L	
W-1512	10/6/21		Vinyl chloride	<	0.5	ug/L	
W-1512	10/6/21		cis-1,2-Dichloroethene	<	0.5	ug/L	
W-1512	10/6/21		trans-1,2-Dichloroethene	<	0.5	ug/L	
W-1516	1/7/21		1,1,1-Trichloroethane	<	0.5	ug/L	
W-1516	1/7/21		1,1,2-Trichloroethane	<	0.5	ug/L	
W-1516	1/7/21		1,1-Dichloroethane	<	0.5	ug/L	
W-1516	1/7/21		1,1-Dichloroethene	<	0.5	ug/L	
W-1516	1/7/21		1,2-Dichloroethane	<	0.5	ug/L	
W-1516	1/7/21		Bromodichloromethane	<	0.5	ug/L	
W-1516	1/7/21		Bromoform	<	0.5	ug/L	
W-1516	1/7/21		Carbon tetrachloride	<	0.5	ug/L	
W-1516	1/7/21		Chloroform		1.1	ug/L	
W-1516	1/7/21		Dibromochloromethane	<	0.5	ug/L	
W-1516	1/7/21		Tetrachloroethene	<	0.5	ug/L	
W-1516	1/7/21		Trichloroethene		5.3	ug/L	
W-1516	1/7/21		Trichlorofluoromethane	<	0.5	ug/L	
W-1516	1/7/21		Trichlorotrifluoroethane	<	0.5	ug/L	
W-1516	1/7/21		Vinyl chloride	<	0.5	ug/L	
W-1516	1/7/21		cis-1,2-Dichloroethene	<	0.5	ug/L	
W-1516	1/7/21		trans-1,2-Dichloroethene	<	0.5	ug/L	
W-1516	1/7/21		Tritium	<	100	pCi/L	
W-1516	4/8/21		1,1,1-Trichloroethane	<	0.5	ug/L	
W-1516	4/8/21		1,1,2-Trichloroethane	<	0.5	ug/L	
W-1516	4/8/21		1,1-Dichloroethane	<	0.5	ug/L	
W-1516	4/8/21		1,1-Dichloroethene	<	0.5	ug/L	
W-1516	4/8/21		1,2-Dichloroethane	<	0.5	ug/L	
W-1516	4/8/21		Bromodichloromethane	<	0.5	ug/L	
W-1516	4/8/21		Bromoform	<	0.5	ug/L	
W-1516	4/8/21		Carbon tetrachloride	<	0.5	ug/L	
W-1516	4/8/21		Chloroform		1.2	ug/L	
W-1516	4/8/21		Dibromochloromethane	<	0.5	ug/L	
W-1516	4/8/21		Tetrachloroethene	<	0.5	ug/L	
W-1516	4/8/21		Trichloroethene		4.8	ug/L	
W-1516	4/8/21		Trichlorofluoromethane	<	0.5	ug/L	
W-1516	4/8/21		Trichlorotrifluoroethane	<	0.5	ug/L	
W-1516	4/8/21		Vinyl chloride	<	0.5	ug/L	
W-1516	4/8/21		cis-1,2-Dichloroethene	<	0.5	ug/L	
W-1516	4/8/21		trans-1,2-Dichloroethene	<	0.5	ug/L	
W-1516	4/8/21		Tritium	<	100	pCi/L	
W-1516	7/15/21		1,1,1-Trichloroethane	<	0.5	ug/L	
W-1516	7/15/21		1,1,2-Trichloroethane	<	0.5	ug/L	
W-1516	7/15/21		1,1-Dichloroethane	<	0.5	ug/L	
W-1516	7/15/21		1,1-Dichloroethene	<	0.5	ug/L	
W-1516	7/15/21		1,2-Dichloroethane	<	0.5	ug/L	
W-1516	7/15/21		Bromodichloromethane	<	0.5	ug/L	
W-1516	7/15/21		Bromoform	<	0.5	ug/L	
W-1516	7/15/21		Carbon tetrachloride	<	0.5	ug/L	
W-1516	7/15/21		Chloroform		1.1	ug/L	
W-1516	7/15/21		Dibromochloromethane	<	0.5	ug/L	

Attachment 2. Table 1. Groundwater analytical data, Livermore Site, 2021.

Well	Date	Sample Type	Parameter	LOS Indicator	Result	Units	QA Flag
W-1516	7/15/21		Tetrachloroethene		0.51	ug/L	
W-1516	7/15/21		Trichloroethene		4.8	ug/L	
W-1516	7/15/21		Trichlorofluoromethane	<	0.5	ug/L	
W-1516	7/15/21		Trichlorotrifluoroethane	<	0.5	ug/L	
W-1516	7/15/21		Vinyl chloride	<	0.5	ug/L	
W-1516	7/15/21		cis-1,2-Dichloroethene	<	0.5	ug/L	
W-1516	7/15/21		trans-1,2-Dichloroethene	<	0.5	ug/L	
W-1516	7/15/21		Tritium	<	100	pCi/L	
W-1516	10/5/21		1,1,1-Trichloroethane	<	0.5	ug/L	
W-1516	10/5/21		1,1,2-Trichloroethane	<	0.5	ug/L	
W-1516	10/5/21		1,1-Dichloroethane	<	0.5	ug/L	
W-1516	10/5/21		1,1-Dichloroethene	<	0.5	ug/L	
W-1516	10/5/21		1,2-Dichloroethane	<	0.5	ug/L	
W-1516	10/5/21		Bromodichloromethane	<	0.5	ug/L	
W-1516	10/5/21		Bromoform	<	0.5	ug/L	
W-1516	10/5/21		Carbon tetrachloride	<	0.5	ug/L	
W-1516	10/5/21		Chloroform		1.1	ug/L	
W-1516	10/5/21		Dibromochloromethane	<	0.5	ug/L	
W-1516	10/5/21		Tetrachloroethene		0.51	ug/L	
W-1516	10/5/21		Trichloroethene		4.8	ug/L	
W-1516	10/5/21		Trichlorofluoromethane	<	0.5	ug/L	
W-1516	10/5/21		Trichlorotrifluoroethane	<	0.5	ug/L	
W-1516	10/5/21		Vinyl chloride	<	0.5	ug/L	
W-1516	10/5/21		cis-1,2-Dichloroethene	<	0.5	ug/L	
W-1516	10/5/21		trans-1,2-Dichloroethene	<	0.5	ug/L	
W-1516	10/5/21		Tritium	<	100	pCi/L	
W-1517	1/21/21		1,1,1-Trichloroethane	<	0.5	ug/L	
W-1517	1/21/21		1,1,2-Trichloroethane	<	0.5	ug/L	
W-1517	1/21/21		1,1-Dichloroethane	<	0.5	ug/L	
W-1517	1/21/21		1,1-Dichloroethene	<	0.5	ug/L	
W-1517	1/21/21		1,2-Dichloroethane	<	0.5	ug/L	
W-1517	1/21/21		Bromodichloromethane	<	0.5	ug/L	
W-1517	1/21/21		Bromoform	<	0.5	ug/L	
W-1517	1/21/21		Carbon tetrachloride	<	0.5	ug/L	
W-1517	1/21/21		Chloroform	<	0.5	ug/L	
W-1517	1/21/21		Dibromochloromethane	<	0.5	ug/L	
W-1517	1/21/21		Tetrachloroethene		0.85	ug/L	
W-1517	1/21/21		Trichloroethene		45	ug/L	
W-1517	1/21/21		Trichlorofluoromethane	<	0.5	ug/L	
W-1517	1/21/21		Trichlorotrifluoroethane	<	0.5	ug/L	
W-1517	1/21/21		Vinyl chloride	<	0.5	ug/L	
W-1517	1/21/21		cis-1,2-Dichloroethene	<	0.5	ug/L	
W-1517	1/21/21		trans-1,2-Dichloroethene	<	0.5	ug/L	
W-1517	9/1/21		1,1,1-Trichloroethane	<	0.5	ug/L	
W-1517	9/1/21		1,1,2-Trichloroethane	<	0.5	ug/L	
W-1517	9/1/21		1,1-Dichloroethane	<	0.5	ug/L	
W-1517	9/1/21		1,1-Dichloroethene		0.58	ug/L	
W-1517	9/1/21		1,2-Dichloroethane	<	0.5	ug/L	
W-1517	9/1/21		Bromodichloromethane	<	0.5	ug/L	
W-1517	9/1/21		Bromoform	<	0.5	ug/L	
W-1517	9/1/21		Carbon tetrachloride	<	0.5	ug/L	
W-1517	9/1/21		Chloroform	<	0.5	ug/L	
W-1517	9/1/21		Dibromochloromethane	<	0.5	ug/L	
W-1517	9/1/21		Tetrachloroethene		0.82	ug/L	
W-1517	9/1/21		Trichloroethene		64	ug/L	
W-1517	9/1/21		Trichlorofluoromethane	<	0.5	ug/L	
W-1517	9/1/21		Trichlorotrifluoroethane	<	0.5	ug/L	
W-1517	9/1/21		Vinyl chloride	<	0.5	ug/L	
W-1517	9/1/21		cis-1,2-Dichloroethene	<	0.5	ug/L	
W-1517	9/1/21		trans-1,2-Dichloroethene	<	0.5	ug/L	

Attachment 2. Table 1. Groundwater analytical data, Livermore Site, 2021.

Well	Date	Sample Type	Parameter	LOS Indicator	Result	Units	QA Flag
W-1517	9/1/21		Tritium		315	pCi/L	
W-1517	9/1/21	DUP	1,1,1-Trichloroethane	<	0.5	ug/L	
W-1517	9/1/21	DUP	1,1,2-Trichloroethane	<	0.5	ug/L	
W-1517	9/1/21	DUP	1,1-Dichloroethane	<	0.5	ug/L	
W-1517	9/1/21	DUP	1,1-Dichloroethene		0.57	ug/L	
W-1517	9/1/21	DUP	1,2-Dichloroethane	<	0.5	ug/L	
W-1517	9/1/21	DUP	Bromodichloromethane	<	0.5	ug/L	
W-1517	9/1/21	DUP	Bromoform	<	0.5	ug/L	
W-1517	9/1/21	DUP	Carbon tetrachloride	<	0.5	ug/L	
W-1517	9/1/21	DUP	Chloroform	<	0.5	ug/L	
W-1517	9/1/21	DUP	Dibromochloromethane	<	0.5	ug/L	
W-1517	9/1/21	DUP	Tetrachloroethene		0.83	ug/L	
W-1517	9/1/21	DUP	Trichloroethene		65	ug/L	
W-1517	9/1/21	DUP	Trichlorofluoromethane	<	0.5	ug/L	
W-1517	9/1/21	DUP	Trichlorotrifluoroethane	<	0.5	ug/L	
W-1517	9/1/21	DUP	Vinyl chloride	<	0.5	ug/L	
W-1517	9/1/21	DUP	cis-1,2-Dichloroethene	<	0.5	ug/L	
W-1517	9/1/21	DUP	trans-1,2-Dichloroethene	<	0.5	ug/L	
W-1518	1/7/21		1,1,1-Trichloroethane	<	0.5	ug/L	
W-1518	1/7/21		1,1,2-Trichloroethane	<	0.5	ug/L	
W-1518	1/7/21		1,1-Dichloroethane	<	0.5	ug/L	
W-1518	1/7/21		1,1-Dichloroethene		0.53	ug/L	
W-1518	1/7/21		1,2-Dichloroethane	<	0.5	ug/L	
W-1518	1/7/21		Bromodichloromethane	<	0.5	ug/L	
W-1518	1/7/21		Bromoform	<	0.5	ug/L	
W-1518	1/7/21		Carbon tetrachloride	<	0.5	ug/L	
W-1518	1/7/21		Chloroform	<	0.5	ug/L	
W-1518	1/7/21		Dibromochloromethane	<	0.5	ug/L	
W-1518	1/7/21		Tetrachloroethene	<	0.5	ug/L	
W-1518	1/7/21		Trichloroethene		7.2	ug/L	
W-1518	1/7/21		Trichlorofluoromethane	<	0.5	ug/L	
W-1518	1/7/21		Trichlorotrifluoroethane	<	0.5	ug/L	
W-1518	1/7/21		Vinyl chloride	<	0.5	ug/L	
W-1518	1/7/21		cis-1,2-Dichloroethene	<	0.5	ug/L	
W-1518	1/7/21		trans-1,2-Dichloroethene	<	0.5	ug/L	
W-1518	1/7/21		Tritium	<	100	pCi/L	
W-1518	4/8/21		1,1,1-Trichloroethane	<	0.5	ug/L	
W-1518	4/8/21		1,1,2-Trichloroethane	<	0.5	ug/L	
W-1518	4/8/21		1,1-Dichloroethane	<	0.5	ug/L	
W-1518	4/8/21		1,1-Dichloroethene	<	0.5	ug/L	
W-1518	4/8/21		1,2-Dichloroethane	<	0.5	ug/L	
W-1518	4/8/21		Bromodichloromethane	<	0.5	ug/L	
W-1518	4/8/21		Bromoform	<	0.5	ug/L	
W-1518	4/8/21		Carbon tetrachloride	<	0.5	ug/L	
W-1518	4/8/21		Chloroform	<	0.5	ug/L	
W-1518	4/8/21		Dibromochloromethane	<	0.5	ug/L	
W-1518	4/8/21		Tetrachloroethene	<	0.5	ug/L	
W-1518	4/8/21		Trichloroethene		6.2	ug/L	
W-1518	4/8/21		Trichlorofluoromethane	<	0.5	ug/L	
W-1518	4/8/21		Trichlorotrifluoroethane	<	0.5	ug/L	
W-1518	4/8/21		Vinyl chloride	<	0.5	ug/L	
W-1518	4/8/21		cis-1,2-Dichloroethene	<	0.5	ug/L	
W-1518	4/8/21		trans-1,2-Dichloroethene	<	0.5	ug/L	
W-1518	4/8/21		Tritium	<	100	pCi/L	
W-1518	7/15/21		1,1,1-Trichloroethane	<	0.5	ug/L	
W-1518	7/15/21		1,1,2-Trichloroethane	<	0.5	ug/L	
W-1518	7/15/21		1,1-Dichloroethane	<	0.5	ug/L	
W-1518	7/15/21		1,1-Dichloroethene	<	0.5	ug/L	
W-1518	7/15/21		1,2-Dichloroethane	<	0.5	ug/L	
W-1518	7/15/21		Bromodichloromethane	<	0.5	ug/L	

Attachment 2. Table 1. Groundwater analytical data, Livermore Site, 2021.

Well	Date	Sample Type	Parameter	LOS Indicator	Result	Units	QA Flag
W-1518	7/15/21		Bromoform	<	0.5	ug/L	
W-1518	7/15/21		Carbon tetrachloride	<	0.5	ug/L	
W-1518	7/15/21		Chloroform	<	0.5	ug/L	
W-1518	7/15/21		Dibromochloromethane	<	0.5	ug/L	
W-1518	7/15/21		Tetrachloroethene	<	0.5	ug/L	
W-1518	7/15/21		Trichloroethene		5.5	ug/L	
W-1518	7/15/21		Trichlorofluoromethane	<	0.5	ug/L	
W-1518	7/15/21		Trichlorotrifluoroethane	<	0.5	ug/L	
W-1518	7/15/21		Vinyl chloride	<	0.5	ug/L	
W-1518	7/15/21		cis-1,2-Dichloroethene	<	0.5	ug/L	
W-1518	7/15/21		trans-1,2-Dichloroethene	<	0.5	ug/L	
W-1518	7/15/21		Tritium		113	pCi/L	
W-1518	10/5/21		1,1,1-Trichloroethane	<	0.5	ug/L	
W-1518	10/5/21		1,1,2-Trichloroethane	<	0.5	ug/L	
W-1518	10/5/21		1,1-Dichloroethane	<	0.5	ug/L	
W-1518	10/5/21		1,1-Dichloroethene	<	0.5	ug/L	
W-1518	10/5/21		1,2-Dichloroethane	<	0.5	ug/L	
W-1518	10/5/21		Bromodichloromethane	<	0.5	ug/L	
W-1518	10/5/21		Bromoform	<	0.5	ug/L	
W-1518	10/5/21		Carbon tetrachloride	<	0.5	ug/L	
W-1518	10/5/21		Chloroform	<	0.5	ug/L	
W-1518	10/5/21		Dibromochloromethane	<	0.5	ug/L	
W-1518	10/5/21		Tetrachloroethene	<	0.5	ug/L	
W-1518	10/5/21		Trichloroethene		5.3	ug/L	
W-1518	10/5/21		Trichlorofluoromethane	<	0.5	ug/L	
W-1518	10/5/21		Trichlorotrifluoroethane	<	0.5	ug/L	
W-1518	10/5/21		Vinyl chloride	<	0.5	ug/L	
W-1518	10/5/21		cis-1,2-Dichloroethene	<	0.5	ug/L	
W-1518	10/5/21		trans-1,2-Dichloroethene	<	0.5	ug/L	
W-1518	10/5/21		Tritium	<	100	pCi/L	
W-1519	1/28/21		1,1,1-Trichloroethane	<	0.5	ug/L	
W-1519	1/28/21		1,1,2-Trichloroethane	<	0.5	ug/L	
W-1519	1/28/21		1,1-Dichloroethane	<	0.5	ug/L	
W-1519	1/28/21		1,1-Dichloroethene	<	0.5	ug/L	
W-1519	1/28/21		1,2-Dichloroethane	<	0.5	ug/L	
W-1519	1/28/21		Bromodichloromethane	<	0.5	ug/L	
W-1519	1/28/21		Bromoform	<	0.5	ug/L	
W-1519	1/28/21		Carbon tetrachloride	<	0.5	ug/L	
W-1519	1/28/21		Chloroform	<	0.5	ug/L	
W-1519	1/28/21		Dibromochloromethane	<	0.5	ug/L	
W-1519	1/28/21		Tetrachloroethene	<	0.5	ug/L	
W-1519	1/28/21		Trichloroethene		6.2	ug/L	
W-1519	1/28/21		Trichlorofluoromethane	<	0.5	ug/L	
W-1519	1/28/21		Trichlorotrifluoroethane	<	0.5	ug/L	
W-1519	1/28/21		Vinyl chloride	<	0.5	ug/L	
W-1519	1/28/21		cis-1,2-Dichloroethene	<	0.5	ug/L	
W-1519	1/28/21		trans-1,2-Dichloroethene	<	0.5	ug/L	
W-1519	5/5/21		1,1,1-Trichloroethane	<	0.5	ug/L	
W-1519	5/5/21		1,1,2-Trichloroethane	<	0.5	ug/L	
W-1519	5/5/21		1,1-Dichloroethane	<	0.5	ug/L	
W-1519	5/5/21		1,1-Dichloroethene	<	0.5	ug/L	
W-1519	5/5/21		1,2-Dichloroethane	<	0.5	ug/L	
W-1519	5/5/21		Bromodichloromethane	<	0.5	ug/L	
W-1519	5/5/21		Bromoform	<	0.5	ug/L	
W-1519	5/5/21		Carbon tetrachloride	<	0.5	ug/L	
W-1519	5/5/21		Chloroform	<	0.5	ug/L	
W-1519	5/5/21		Dibromochloromethane	<	0.5	ug/L	
W-1519	5/5/21		Tetrachloroethene	<	0.5	ug/L	
W-1519	5/5/21		Trichloroethene		6.3	ug/L	
W-1519	5/5/21		Trichlorofluoromethane	<	0.5	ug/L	

Attachment 2. Table 1. Groundwater analytical data, Livermore Site, 2021.

Well	Date	Sample Type	Parameter	LOS Indicator	Result	Units	QA Flag
W-1519	5/5/21		Trichlorotrifluoroethane	<	0.5	ug/L	
W-1519	5/5/21		Vinyl chloride	<	0.5	ug/L	
W-1519	5/5/21		cis-1,2-Dichloroethene	<	0.5	ug/L	
W-1519	5/5/21		trans-1,2-Dichloroethene	<	0.5	ug/L	
W-1520	1/7/21		1,1,1-Trichloroethane	<	0.5	ug/L	
W-1520	1/7/21		1,1,2-Trichloroethane	<	0.5	ug/L	
W-1520	1/7/21		1,1-Dichloroethane	<	0.5	ug/L	
W-1520	1/7/21		1,1-Dichloroethene		0.86	ug/L	
W-1520	1/7/21		1,2-Dichloroethane		1.3	ug/L	
W-1520	1/7/21		Bromodichloromethane	<	0.5	ug/L	
W-1520	1/7/21		Bromoform	<	0.5	ug/L	
W-1520	1/7/21		Carbon tetrachloride		4.1	ug/L	
W-1520	1/7/21		Chloroform		3.2	ug/L	
W-1520	1/7/21		Dibromochloromethane	<	0.5	ug/L	
W-1520	1/7/21		Tetrachloroethene		4.1	ug/L	
W-1520	1/7/21		Trichloroethene		96	ug/L	
W-1520	1/7/21		Trichlorofluoromethane	<	0.5	ug/L	
W-1520	1/7/21		Trichlorotrifluoroethane	<	0.5	ug/L	
W-1520	1/7/21		Vinyl chloride	<	0.5	ug/L	
W-1520	1/7/21		cis-1,2-Dichloroethene		0.82	ug/L	
W-1520	1/7/21		trans-1,2-Dichloroethene	<	0.5	ug/L	
W-1520	1/7/21		Tritium		1310	pCi/L	
W-1520	2/18/21		Tritium		1710	pCi/L	
W-1520	3/1/21		Tritium		1140	pCi/L	
W-1520	4/8/21		1,1,1-Trichloroethane	<	0.5	ug/L	
W-1520	4/8/21		1,1,2-Trichloroethane	<	0.5	ug/L	
W-1520	4/8/21		1,1-Dichloroethane	<	0.5	ug/L	
W-1520	4/8/21		1,1-Dichloroethene		0.94	ug/L	
W-1520	4/8/21		1,2-Dichloroethane		1.6	ug/L	
W-1520	4/8/21		Bromodichloromethane	<	0.5	ug/L	
W-1520	4/8/21		Bromoform	<	0.5	ug/L	
W-1520	4/8/21		Carbon tetrachloride		4.7	ug/L	
W-1520	4/8/21		Chloroform		3.6	ug/L	
W-1520	4/8/21		Dibromochloromethane	<	0.5	ug/L	
W-1520	4/8/21		Tetrachloroethene		4.7	ug/L	
W-1520	4/8/21		Trichloroethene		100	ug/L	
W-1520	4/8/21		Trichlorofluoromethane	<	0.5	ug/L	
W-1520	4/8/21		Trichlorotrifluoroethane	<	0.5	ug/L	
W-1520	4/8/21		Vinyl chloride	<	0.5	ug/L	
W-1520	4/8/21		cis-1,2-Dichloroethene		0.96	ug/L	
W-1520	4/8/21		trans-1,2-Dichloroethene	<	0.5	ug/L	
W-1520	4/8/21		Tritium		1220	pCi/L	
W-1520	5/3/21		Tritium		1170	pCi/L	
W-1520	6/8/21		Tritium		1330	pCi/L	
W-1520	7/15/21		1,1,1-Trichloroethane	<	0.5	ug/L	
W-1520	7/15/21		1,1,2-Trichloroethane	<	0.5	ug/L	
W-1520	7/15/21		1,1-Dichloroethane	<	0.5	ug/L	
W-1520	7/15/21		1,1-Dichloroethene		0.78	ug/L	
W-1520	7/15/21		1,2-Dichloroethane		1.4	ug/L	
W-1520	7/15/21		Bromodichloromethane	<	0.5	ug/L	
W-1520	7/15/21		Bromoform	<	0.5	ug/L	
W-1520	7/15/21		Carbon tetrachloride		3.8	ug/L	
W-1520	7/15/21		Chloroform		3.1	ug/L	
W-1520	7/15/21		Dibromochloromethane	<	0.5	ug/L	
W-1520	7/15/21		Tetrachloroethene		4.3	ug/L	
W-1520	7/15/21		Trichloroethene		96	ug/L	
W-1520	7/15/21		Trichlorofluoromethane	<	0.5	ug/L	
W-1520	7/15/21		Trichlorotrifluoroethane	<	0.5	ug/L	
W-1520	7/15/21		Vinyl chloride	<	0.5	ug/L	
W-1520	7/15/21		cis-1,2-Dichloroethene		0.81	ug/L	

Attachment 2. Table 1. Groundwater analytical data, Livermore Site, 2021.

Well	Date	Sample Type	Parameter	LOS Indicator	Result	Units	QA Flag
W-1520	7/15/21		trans-1,2-Dichloroethene	<	0.5	ug/L	
W-1520	7/15/21		Tritium		1240	pCi/L	
W-1520	8/2/21		Tritium		1360	pCi/L	
W-1520	9/7/21		Tritium		1410	pCi/L	
W-1520	10/5/21		1,1,1-Trichloroethane	<	0.5	ug/L	
W-1520	10/5/21		1,1,2-Trichloroethane	<	0.5	ug/L	
W-1520	10/5/21		1,1-Dichloroethane	<	0.5	ug/L	
W-1520	10/5/21		1,1-Dichloroethene		1	ug/L	
W-1520	10/5/21		1,2-Dichloroethane		1.5	ug/L	
W-1520	10/5/21		Bromodichloromethane	<	0.5	ug/L	
W-1520	10/5/21		Bromoform	<	0.5	ug/L	
W-1520	10/5/21		Carbon tetrachloride		4.2	ug/L	
W-1520	10/5/21		Chloroform		3.3	ug/L	
W-1520	10/5/21		Dibromochloromethane	<	0.5	ug/L	
W-1520	10/5/21		Tetrachloroethene		4.6	ug/L	
W-1520	10/5/21		Trichloroethene		95	ug/L	
W-1520	10/5/21		Trichlorofluoromethane	<	0.5	ug/L	
W-1520	10/5/21		Trichlorotrifluoroethane	<	0.5	ug/L	
W-1520	10/5/21		Vinyl chloride	<	0.5	ug/L	
W-1520	10/5/21		cis-1,2-Dichloroethene		0.97	ug/L	
W-1520	10/5/21		trans-1,2-Dichloroethene	<	0.5	ug/L	
W-1520	10/5/21		Tritium		1280	pCi/L	
W-1520	11/9/21		Tritium		1190	pCi/L	
W-1520	12/7/21		Tritium		1610	pCi/L	
W-1522	1/7/21		1,1,1-Trichloroethane	<	0.5	ug/L	
W-1522	1/7/21		1,1,2-Trichloroethane	<	0.5	ug/L	
W-1522	1/7/21		1,1-Dichloroethane	<	0.5	ug/L	
W-1522	1/7/21		1,1-Dichloroethene		5.4	ug/L	
W-1522	1/7/21		1,2-Dichloroethane		2.2	ug/L	
W-1522	1/7/21		Bromodichloromethane	<	0.5	ug/L	
W-1522	1/7/21		Bromoform	<	0.5	ug/L	
W-1522	1/7/21		Carbon tetrachloride		7.1	ug/L	
W-1522	1/7/21		Chloroform		5	ug/L	
W-1522	1/7/21		Dibromochloromethane	<	0.5	ug/L	
W-1522	1/7/21		Tetrachloroethene		8.2	ug/L	
W-1522	1/7/21		Trichloroethene		180	ug/L	D
W-1522	1/7/21		Trichlorofluoromethane	<	0.5	ug/L	
W-1522	1/7/21		Trichlorotrifluoroethane		0.76	ug/L	
W-1522	1/7/21		Vinyl chloride	<	0.5	ug/L	
W-1522	1/7/21		cis-1,2-Dichloroethene		4.1	ug/L	
W-1522	1/7/21		trans-1,2-Dichloroethene	<	0.5	ug/L	
W-1522	1/7/21		Tritium		2190	pCi/L	
W-1522	2/18/21		Tritium		1980	pCi/L	
W-1522	3/1/21		Tritium		1840	pCi/L	
W-1522	4/8/21		1,1,1-Trichloroethane	<	0.5	ug/L	
W-1522	4/8/21		1,1,2-Trichloroethane	<	0.5	ug/L	
W-1522	4/8/21		1,1-Dichloroethane	<	0.5	ug/L	
W-1522	4/8/21		1,1-Dichloroethene		4.3	ug/L	
W-1522	4/8/21		1,2-Dichloroethane		2	ug/L	
W-1522	4/8/21		Bromodichloromethane	<	0.5	ug/L	
W-1522	4/8/21		Bromoform	<	0.5	ug/L	
W-1522	4/8/21		Carbon tetrachloride		5.9	ug/L	
W-1522	4/8/21		Chloroform		4.4	ug/L	
W-1522	4/8/21		Dibromochloromethane	<	0.5	ug/L	
W-1522	4/8/21		Tetrachloroethene		6.9	ug/L	
W-1522	4/8/21		Trichloroethene		180	ug/L	D
W-1522	4/8/21		Trichlorofluoromethane	<	0.5	ug/L	
W-1522	4/8/21		Trichlorotrifluoroethane		0.57	ug/L	
W-1522	4/8/21		Vinyl chloride	<	0.5	ug/L	
W-1522	4/8/21		cis-1,2-Dichloroethene		3.5	ug/L	

Attachment 2. Table 1. Groundwater analytical data, Livermore Site, 2021.

Well	Date	Sample Type	Parameter	LOS Indicator	Result	Units	QA Flag
W-1522	4/8/21		trans-1,2-Dichloroethene	<	0.5	ug/L	
W-1522	4/8/21		Tritium		1780	pCi/L	
W-1522	5/3/21		Tritium		1770	pCi/L	
W-1522	6/8/21		Tritium		1810	pCi/L	
W-1522	7/15/21		1,1,1-Trichloroethane	<	0.5	ug/L	
W-1522	7/15/21		1,1,2-Trichloroethane	<	0.5	ug/L	
W-1522	7/15/21		1,1-Dichloroethane	<	0.5	ug/L	
W-1522	7/15/21		1,1-Dichloroethene		4.7	ug/L	
W-1522	7/15/21		1,2-Dichloroethane		1.8	ug/L	
W-1522	7/15/21		Bromodichloromethane	<	0.5	ug/L	
W-1522	7/15/21		Bromoform	<	0.5	ug/L	
W-1522	7/15/21		Carbon tetrachloride		5.6	ug/L	
W-1522	7/15/21		Chloroform		4.5	ug/L	
W-1522	7/15/21		Dibromochloromethane	<	0.5	ug/L	
W-1522	7/15/21		Tetrachloroethene		6.7	ug/L	
W-1522	7/15/21		Trichloroethene		160	ug/L	D
W-1522	7/15/21		Trichlorofluoromethane	<	0.5	ug/L	
W-1522	7/15/21		Trichlorotrifluoroethane		0.65	ug/L	
W-1522	7/15/21		Vinyl chloride	<	0.5	ug/L	
W-1522	7/15/21		cis-1,2-Dichloroethene		3.7	ug/L	
W-1522	7/15/21		trans-1,2-Dichloroethene	<	0.5	ug/L	
W-1522	7/15/21		Tritium		1810	pCi/L	
W-1522	8/2/21		Tritium		1700	pCi/L	
W-1522	9/7/21		Tritium		1410	pCi/L	
W-1522	10/5/21		1,1,1-Trichloroethane	<	0.5	ug/L	
W-1522	10/5/21		1,1,2-Trichloroethane	<	0.5	ug/L	
W-1522	10/5/21		1,1-Dichloroethane	<	0.5	ug/L	
W-1522	10/5/21		1,1-Dichloroethene		4.6	ug/L	
W-1522	10/5/21		1,2-Dichloroethane		1.7	ug/L	
W-1522	10/5/21		Bromodichloromethane	<	0.5	ug/L	
W-1522	10/5/21		Bromoform	<	0.5	ug/L	
W-1522	10/5/21		Carbon tetrachloride		5.7	ug/L	
W-1522	10/5/21		Chloroform		4.4	ug/L	
W-1522	10/5/21		Dibromochloromethane	<	0.5	ug/L	
W-1522	10/5/21		Tetrachloroethene		6.3	ug/L	
W-1522	10/5/21		Trichloroethene		160	ug/L	D
W-1522	10/5/21		Trichlorofluoromethane	<	0.5	ug/L	
W-1522	10/5/21		Trichlorotrifluoroethane		0.68	ug/L	
W-1522	10/5/21		Vinyl chloride	<	0.5	ug/L	
W-1522	10/5/21		cis-1,2-Dichloroethene		4.2	ug/L	
W-1522	10/5/21		trans-1,2-Dichloroethene	<	0.5	ug/L	
W-1522	10/5/21		Tritium		1560	pCi/L	
W-1522	11/9/21		Tritium		1270	pCi/L	
W-1522	12/7/21		Tritium		1310	pCi/L	
W-1523	1/7/21		1,1,1-Trichloroethane	<	0.5	ug/L	
W-1523	1/7/21		1,1,2-Trichloroethane	<	0.5	ug/L	
W-1523	1/7/21		1,1-Dichloroethane	<	0.5	ug/L	
W-1523	1/7/21		1,1-Dichloroethene		8.2	ug/L	
W-1523	1/7/21		1,2-Dichloroethane		0.88	ug/L	
W-1523	1/7/21		Bromodichloromethane	<	0.5	ug/L	
W-1523	1/7/21		Bromoform	<	0.5	ug/L	
W-1523	1/7/21		Carbon tetrachloride		2.4	ug/L	
W-1523	1/7/21		Chloroform		2.1	ug/L	
W-1523	1/7/21		Dibromochloromethane	<	0.5	ug/L	
W-1523	1/7/21		Tetrachloroethene		10	ug/L	
W-1523	1/7/21		Trichloroethene		90	ug/L	
W-1523	1/7/21		Trichlorofluoromethane	<	0.5	ug/L	
W-1523	1/7/21		Trichlorotrifluoroethane		0.91	ug/L	
W-1523	1/7/21		Vinyl chloride	<	0.5	ug/L	
W-1523	1/7/21		cis-1,2-Dichloroethene	<	0.5	ug/L	

Attachment 2. Table 1. Groundwater analytical data, Livermore Site, 2021.

Well	Date	Sample Type	Parameter	LOS Indicator	Result	Units	QA Flag
W-1523	1/7/21		trans-1,2-Dichloroethene	<	0.5	ug/L	
W-1523	4/7/21		1,1,1-Trichloroethane	<	0.5	ug/L	
W-1523	4/7/21		1,1,2-Trichloroethane	<	0.5	ug/L	
W-1523	4/7/21		1,1-Dichloroethane	<	0.5	ug/L	
W-1523	4/7/21		1,1-Dichloroethene		9	ug/L	
W-1523	4/7/21		1,2-Dichloroethane		1.1	ug/L	
W-1523	4/7/21		Bromodichloromethane	<	0.5	ug/L	
W-1523	4/7/21		Bromoform	<	0.5	ug/L	
W-1523	4/7/21		Carbon tetrachloride		2.2	ug/L	
W-1523	4/7/21		Chloroform		2.2	ug/L	
W-1523	4/7/21		Dibromochloromethane	<	0.5	ug/L	
W-1523	4/7/21		Tetrachloroethene		13	ug/L	
W-1523	4/7/21		Trichloroethene		91	ug/L	
W-1523	4/7/21		Trichlorofluoromethane	<	0.5	ug/L	
W-1523	4/7/21		Trichlorotrifluoroethane		0.72	ug/L	
W-1523	4/7/21		Vinyl chloride	<	0.5	ug/L	
W-1523	4/7/21		cis-1,2-Dichloroethene	<	0.5	ug/L	
W-1523	4/7/21		trans-1,2-Dichloroethene	<	0.5	ug/L	
W-1523	7/12/21		1,1,1-Trichloroethane	<	0.5	ug/L	
W-1523	7/12/21		1,1,2-Trichloroethane	<	0.5	ug/L	
W-1523	7/12/21		1,1-Dichloroethane	<	0.5	ug/L	
W-1523	7/12/21		1,1-Dichloroethene		8.8	ug/L	
W-1523	7/12/21		1,2-Dichloroethane		1.1	ug/L	
W-1523	7/12/21		Bromodichloromethane	<	0.5	ug/L	
W-1523	7/12/21		Bromoform	<	0.5	ug/L	
W-1523	7/12/21		Carbon tetrachloride		2	ug/L	
W-1523	7/12/21		Chloroform		2.1	ug/L	
W-1523	7/12/21		Dibromochloromethane	<	0.5	ug/L	
W-1523	7/12/21		Tetrachloroethene		13	ug/L	
W-1523	7/12/21		Trichloroethene		96	ug/L	
W-1523	7/12/21		Trichlorofluoromethane	<	0.5	ug/L	
W-1523	7/12/21		Trichlorotrifluoroethane		0.81	ug/L	
W-1523	7/12/21		Vinyl chloride	<	0.5	ug/L	
W-1523	7/12/21		cis-1,2-Dichloroethene	<	0.5	ug/L	
W-1523	7/12/21		trans-1,2-Dichloroethene	<	0.5	ug/L	
W-1523	10/5/21		1,1,1-Trichloroethane	<	0.5	ug/L	
W-1523	10/5/21		1,1,2-Trichloroethane	<	0.5	ug/L	
W-1523	10/5/21		1,1-Dichloroethane	<	0.5	ug/L	
W-1523	10/5/21		1,1-Dichloroethene		9	ug/L	
W-1523	10/5/21		1,2-Dichloroethane		1.1	ug/L	
W-1523	10/5/21		Bromodichloromethane	<	0.5	ug/L	
W-1523	10/5/21		Bromoform	<	0.5	ug/L	
W-1523	10/5/21		Carbon tetrachloride		1.8	ug/L	
W-1523	10/5/21		Chloroform		2.6	ug/L	
W-1523	10/5/21		Dibromochloromethane	<	0.5	ug/L	
W-1523	10/5/21		Tetrachloroethene		14	ug/L	
W-1523	10/5/21		Trichloroethene		91	ug/L	D
W-1523	10/5/21		Trichlorofluoromethane	<	0.5	ug/L	
W-1523	10/5/21		Trichlorotrifluoroethane		0.87	ug/L	
W-1523	10/5/21		Vinyl chloride	<	0.5	ug/L	
W-1523	10/5/21		cis-1,2-Dichloroethene	<	0.5	ug/L	
W-1523	10/5/21		trans-1,2-Dichloroethene	<	0.5	ug/L	
W-1550	1/14/21		1,1,1-Trichloroethane	<	0.5	ug/L	
W-1550	1/14/21		1,1,2-Trichloroethane	<	0.5	ug/L	
W-1550	1/14/21		1,1-Dichloroethane	<	0.5	ug/L	
W-1550	1/14/21		1,1-Dichloroethene		1	ug/L	
W-1550	1/14/21		1,2-Dichloroethane	<	0.5	ug/L	
W-1550	1/14/21		Bromodichloromethane	<	0.5	ug/L	
W-1550	1/14/21		Bromoform	<	0.5	ug/L	
W-1550	1/14/21		Carbon tetrachloride		5.8	ug/L	

Attachment 2. Table 1. Groundwater analytical data, Livermore Site, 2021.

Well	Date	Sample Type	Parameter	LOS Indicator	Result	Units	QA Flag
W-1550	1/14/21		Chloroform		3	ug/L	
W-1550	1/14/21		Dibromochloromethane	<	0.5	ug/L	
W-1550	1/14/21		Tetrachloroethene		2.1	ug/L	
W-1550	1/14/21		Trichloroethene		98	ug/L	
W-1550	1/14/21		Trichlorofluoromethane	<	0.5	ug/L	
W-1550	1/14/21		Trichlorotrifluoroethane	<	0.5	ug/L	
W-1550	1/14/21		Vinyl chloride	<	0.5	ug/L	
W-1550	1/14/21		cis-1,2-Dichloroethene	<	0.5	ug/L	
W-1550	1/14/21		trans-1,2-Dichloroethene	<	0.5	ug/L	
W-1550	5/13/21		1,1,1-Trichloroethane	<	0.5	ug/L	
W-1550	5/13/21		1,1,2-Trichloroethane	<	0.5	ug/L	
W-1550	5/13/21		1,1-Dichloroethane	<	0.5	ug/L	
W-1550	5/13/21		1,1-Dichloroethene		1.2	ug/L	
W-1550	5/13/21		1,2-Dichloroethane	<	0.5	ug/L	
W-1550	5/13/21		Bromodichloromethane	<	0.5	ug/L	
W-1550	5/13/21		Bromoform	<	0.5	ug/L	
W-1550	5/13/21		Carbon tetrachloride		6	ug/L	
W-1550	5/13/21		Chloroform		3.1	ug/L	
W-1550	5/13/21		Dibromochloromethane	<	0.5	ug/L	
W-1550	5/13/21		Tetrachloroethene		2.2	ug/L	L
W-1550	5/13/21		Trichloroethene		94	ug/L	
W-1550	5/13/21		Trichlorofluoromethane	<	0.5	ug/L	
W-1550	5/13/21		Trichlorotrifluoroethane	<	0.5	ug/L	
W-1550	5/13/21		Vinyl chloride	<	0.5	ug/L	
W-1550	5/13/21		cis-1,2-Dichloroethene	<	0.5	ug/L	
W-1550	5/13/21		trans-1,2-Dichloroethene	<	0.5	ug/L	
W-1550	7/12/21		1,1,1-Trichloroethane	<	0.5	ug/L	
W-1550	7/12/21		1,1,2-Trichloroethane	<	0.5	ug/L	
W-1550	7/12/21		1,1-Dichloroethane	<	0.5	ug/L	
W-1550	7/12/21		1,1-Dichloroethene		0.94	ug/L	
W-1550	7/12/21		1,2-Dichloroethane	<	0.5	ug/L	
W-1550	7/12/21		Bromodichloromethane	<	0.5	ug/L	
W-1550	7/12/21		Bromoform	<	0.5	ug/L	
W-1550	7/12/21		Carbon tetrachloride		5.2	ug/L	
W-1550	7/12/21		Chloroform		2.9	ug/L	
W-1550	7/12/21		Dibromochloromethane	<	0.5	ug/L	
W-1550	7/12/21		Tetrachloroethene		2	ug/L	
W-1550	7/12/21		Trichloroethene		87	ug/L	
W-1550	7/12/21		Trichlorofluoromethane	<	0.5	ug/L	
W-1550	7/12/21		Trichlorotrifluoroethane	<	0.5	ug/L	
W-1550	7/12/21		Vinyl chloride	<	0.5	ug/L	
W-1550	7/12/21		cis-1,2-Dichloroethene	<	0.5	ug/L	
W-1550	7/12/21		trans-1,2-Dichloroethene	<	0.5	ug/L	
W-1550	10/4/21		1,1,1-Trichloroethane	<	0.5	ug/L	
W-1550	10/4/21		1,1,2-Trichloroethane	<	0.5	ug/L	
W-1550	10/4/21		1,1-Dichloroethane	<	0.5	ug/L	
W-1550	10/4/21		1,1-Dichloroethene		1	ug/L	
W-1550	10/4/21		1,2-Dichloroethane	<	0.5	ug/L	
W-1550	10/4/21		Bromodichloromethane	<	0.5	ug/L	
W-1550	10/4/21		Bromoform	<	0.5	ug/L	
W-1550	10/4/21		Carbon tetrachloride		6	ug/L	
W-1550	10/4/21		Chloroform		3	ug/L	
W-1550	10/4/21		Dibromochloromethane	<	0.5	ug/L	
W-1550	10/4/21		Tetrachloroethene		2.1	ug/L	
W-1550	10/4/21		Trichloroethene		91	ug/L	
W-1550	10/4/21		Trichlorofluoromethane	<	0.5	ug/L	
W-1550	10/4/21		Trichlorotrifluoroethane	<	0.5	ug/L	
W-1550	10/4/21		Vinyl chloride	<	0.5	ug/L	
W-1550	10/4/21		cis-1,2-Dichloroethene	<	0.5	ug/L	
W-1550	10/4/21		trans-1,2-Dichloroethene	<	0.5	ug/L	

Attachment 2. Table 1. Groundwater analytical data, Livermore Site, 2021.

Well	Date	Sample Type	Parameter	LOS Indicator	Result	Units	QA Flag
W-1551	3/16/21		1,1,1-Trichloroethane	<	0.5	ug/L	
W-1551	3/16/21		1,1,2-Trichloroethane	<	0.5	ug/L	
W-1551	3/16/21		1,1-Dichloroethane	<	0.5	ug/L	
W-1551	3/16/21		1,1-Dichloroethene	<	0.5	ug/L	
W-1551	3/16/21		1,2-Dichloroethane	<	0.5	ug/L	
W-1551	3/16/21		Bromodichloromethane	<	0.5	ug/L	
W-1551	3/16/21		Bromoform	<	0.5	ug/L	
W-1551	3/16/21		Carbon tetrachloride	<	0.5	ug/L	
W-1551	3/16/21		Chloroform		1.4	ug/L	
W-1551	3/16/21		Dibromochloromethane	<	0.5	ug/L	
W-1551	3/16/21		Tetrachloroethene		2.1	ug/L	
W-1551	3/16/21		Trichloroethene		100	ug/L	D
W-1551	3/16/21		Trichlorofluoromethane	<	0.5	ug/L	
W-1551	3/16/21		Trichlorotrifluoroethane	<	0.5	ug/L	
W-1551	3/16/21		Vinyl chloride	<	0.5	ug/L	
W-1551	3/16/21		cis-1,2-Dichloroethene		16	ug/L	
W-1551	3/16/21		trans-1,2-Dichloroethene	<	0.5	ug/L	
W-1551	5/3/21		1,1,1-Trichloroethane	<	0.5	ug/L	
W-1551	5/3/21		1,1,2-Trichloroethane	<	0.5	ug/L	
W-1551	5/3/21		1,1-Dichloroethane	<	0.5	ug/L	
W-1551	5/3/21		1,1-Dichloroethene	<	0.5	ug/L	
W-1551	5/3/21		1,2-Dichloroethane	<	0.5	ug/L	
W-1551	5/3/21		Bromodichloromethane	<	0.5	ug/L	
W-1551	5/3/21		Bromoform	<	0.5	ug/L	
W-1551	5/3/21		Carbon tetrachloride	<	0.5	ug/L	
W-1551	5/3/21		Chloroform		2.3	ug/L	
W-1551	5/3/21		Dibromochloromethane	<	0.5	ug/L	
W-1551	5/3/21		Tetrachloroethene		1.7	ug/L	
W-1551	5/3/21		Trichloroethene		180	ug/L	D
W-1551	5/3/21		Trichlorofluoromethane	<	0.5	ug/L	
W-1551	5/3/21		Trichlorotrifluoroethane	<	0.5	ug/L	
W-1551	5/3/21		Vinyl chloride	<	0.5	ug/L	
W-1551	5/3/21		cis-1,2-Dichloroethene		27	ug/L	
W-1551	5/3/21		trans-1,2-Dichloroethene	<	0.5	ug/L	
W-1551	5/3/21	DUP	1,1,1-Trichloroethane	<	0.5	ug/L	
W-1551	5/3/21	DUP	1,1,2-Trichloroethane	<	0.5	ug/L	
W-1551	5/3/21	DUP	1,1-Dichloroethane	<	0.5	ug/L	
W-1551	5/3/21	DUP	1,1-Dichloroethene	<	0.5	ug/L	
W-1551	5/3/21	DUP	1,2-Dichloroethane	<	0.5	ug/L	
W-1551	5/3/21	DUP	Bromodichloromethane	<	0.5	ug/L	
W-1551	5/3/21	DUP	Bromoform	<	0.5	ug/L	
W-1551	5/3/21	DUP	Carbon tetrachloride	<	0.5	ug/L	
W-1551	5/3/21	DUP	Chloroform		3.1	ug/L	J
W-1551	5/3/21	DUP	Dibromochloromethane	<	0.5	ug/L	
W-1551	5/3/21	DUP	Tetrachloroethene		2	ug/L	J
W-1551	5/3/21	DUP	Trichloroethene		182	ug/L	DJ
W-1551	5/3/21	DUP	Trichlorofluoromethane	<	0.5	ug/L	
W-1551	5/3/21	DUP	Trichlorotrifluoroethane	<	0.5	ug/L	
W-1551	5/3/21	DUP	Vinyl chloride	<	0.5	ug/L	
W-1551	5/3/21	DUP	cis-1,2-Dichloroethene		13	ug/L	J
W-1551	5/3/21	DUP	trans-1,2-Dichloroethene	<	0.5	ug/L	
W-1551	9/21/21		1,1,1-Trichloroethane	<	0.5	ug/L	
W-1551	9/21/21		1,1,2-Trichloroethane	<	0.5	ug/L	
W-1551	9/21/21		1,1-Dichloroethane	<	0.5	ug/L	
W-1551	9/21/21		1,1-Dichloroethene	<	0.5	ug/L	
W-1551	9/21/21		1,2-Dichloroethane	<	0.5	ug/L	
W-1551	9/21/21		Bromodichloromethane	<	0.5	ug/L	
W-1551	9/21/21		Bromoform	<	0.5	ug/L	
W-1551	9/21/21		Carbon tetrachloride	<	0.5	ug/L	
W-1551	9/21/21		Chloroform		2	ug/L	

Attachment 2. Table 1. Groundwater analytical data, Livermore Site, 2021.

Well	Date	Sample Type	Parameter	LOS Indicator	Result	Units	QA Flag
W-1551	9/21/21		Dibromochloromethane	<	0.5	ug/L	
W-1551	9/21/21		Tetrachloroethene		1.6	ug/L	
W-1551	9/21/21		Trichloroethene		140	ug/L	DH
W-1551	9/21/21		Trichlorofluoromethane	<	0.5	ug/L	
W-1551	9/21/21		Trichlorotrifluoroethane	<	0.5	ug/L	
W-1551	9/21/21		Vinyl chloride	<	0.5	ug/L	
W-1551	9/21/21		cis-1,2-Dichloroethene		8.5	ug/L	
W-1551	9/21/21		trans-1,2-Dichloroethene	<	0.5	ug/L	
W-1551	10/18/21		1,1,1-Trichloroethane	<	0.5	ug/L	O
W-1551	10/18/21		1,1,2-Trichloroethane	<	0.5	ug/L	
W-1551	10/18/21		1,1-Dichloroethane	<	0.5	ug/L	
W-1551	10/18/21		1,1-Dichloroethene	<	0.5	ug/L	O
W-1551	10/18/21		1,2-Dichloroethane	<	0.5	ug/L	
W-1551	10/18/21		Bromodichloromethane	<	0.5	ug/L	
W-1551	10/18/21		Bromoform	<	0.5	ug/L	
W-1551	10/18/21		Carbon tetrachloride		0.82	ug/L	
W-1551	10/18/21		Chloroform		2.5	ug/L	
W-1551	10/18/21		Dibromochloromethane	<	0.5	ug/L	
W-1551	10/18/21		Tetrachloroethene		1.6	ug/L	
W-1551	10/18/21		Trichloroethene		160	ug/L	D
W-1551	10/18/21		Trichlorofluoromethane	<	0.5	ug/L	
W-1551	10/18/21		Trichlorotrifluoroethane	<	0.5	ug/L	O
W-1551	10/18/21		Vinyl chloride	<	0.5	ug/L	
W-1551	10/18/21		cis-1,2-Dichloroethene		4.9	ug/L	
W-1551	10/18/21		trans-1,2-Dichloroethene	<	0.5	ug/L	
W-1552	3/23/21		1,1,1-Trichloroethane	<	0.5	ug/L	
W-1552	3/23/21		1,1,2-Trichloroethane	<	0.5	ug/L	
W-1552	3/23/21		1,1-Dichloroethane	<	0.5	ug/L	
W-1552	3/23/21		1,1-Dichloroethene	<	0.5	ug/L	
W-1552	3/23/21		1,2-Dichloroethane	<	0.5	ug/L	
W-1552	3/23/21		Bromodichloromethane	<	0.5	ug/L	
W-1552	3/23/21		Bromoform	<	0.5	ug/L	
W-1552	3/23/21		Carbon tetrachloride	<	0.5	ug/L	
W-1552	3/23/21		Chloroform	<	0.5	ug/L	
W-1552	3/23/21		Dibromochloromethane	<	0.5	ug/L	
W-1552	3/23/21		Tetrachloroethene	<	0.5	ug/L	
W-1552	3/23/21		Trichloroethene		31	ug/L	
W-1552	3/23/21		Trichlorofluoromethane	<	0.5	ug/L	
W-1552	3/23/21		Trichlorotrifluoroethane	<	0.5	ug/L	
W-1552	3/23/21		Vinyl chloride		2.8	ug/L	
W-1552	3/23/21		cis-1,2-Dichloroethene		7.4	ug/L	
W-1552	3/23/21		trans-1,2-Dichloroethene	<	0.5	ug/L	
W-1552	6/22/21		1,1,1-Trichloroethane	<	0.5	ug/L	
W-1552	6/22/21		1,1,2-Trichloroethane	<	0.5	ug/L	
W-1552	6/22/21		1,1-Dichloroethane	<	0.5	ug/L	
W-1552	6/22/21		1,1-Dichloroethene	<	0.5	ug/L	
W-1552	6/22/21		1,2-Dichloroethane	<	0.5	ug/L	
W-1552	6/22/21		Bromodichloromethane	<	0.5	ug/L	
W-1552	6/22/21		Bromoform	<	0.5	ug/L	
W-1552	6/22/21		Carbon tetrachloride	<	0.5	ug/L	
W-1552	6/22/21		Chloroform	<	0.5	ug/L	
W-1552	6/22/21		Dibromochloromethane	<	0.5	ug/L	
W-1552	6/22/21		Tetrachloroethene	<	0.5	ug/L	
W-1552	6/22/21		Trichloroethene		36	ug/L	
W-1552	6/22/21		Trichlorofluoromethane	<	0.5	ug/L	
W-1552	6/22/21		Trichlorotrifluoroethane	<	0.5	ug/L	
W-1552	6/22/21		Vinyl chloride		4	ug/L	
W-1552	6/22/21		cis-1,2-Dichloroethene		9.3	ug/L	
W-1552	6/22/21		trans-1,2-Dichloroethene	<	0.5	ug/L	
W-1552	9/21/21		1,1,1-Trichloroethane	<	0.5	ug/L	

Attachment 2. Table 1. Groundwater analytical data, Livermore Site, 2021.

Well	Date	Sample Type	Parameter	LOS Indicator	Result	Units	QA Flag
W-1552	9/21/21		1,1,2-Trichloroethane	<	0.5	ug/L	
W-1552	9/21/21		1,1-Dichloroethane	<	0.5	ug/L	
W-1552	9/21/21		1,1-Dichloroethene	<	0.5	ug/L	
W-1552	9/21/21		1,2-Dichloroethane	<	0.5	ug/L	
W-1552	9/21/21		Bromodichloromethane	<	0.5	ug/L	
W-1552	9/21/21		Bromoform	<	0.5	ug/L	
W-1552	9/21/21		Carbon tetrachloride	<	0.5	ug/L	
W-1552	9/21/21		Chloroform	<	0.5	ug/L	
W-1552	9/21/21		Dibromochloromethane	<	0.5	ug/L	
W-1552	9/21/21		Tetrachloroethene	<	0.5	ug/L	
W-1552	9/21/21		Trichloroethene		13	ug/L	
W-1552	9/21/21		Trichlorofluoromethane	<	0.5	ug/L	
W-1552	9/21/21		Trichlorotrifluoroethane	<	0.5	ug/L	
W-1552	9/21/21		Vinyl chloride		4.3	ug/L	
W-1552	9/21/21		cis-1,2-Dichloroethene		15	ug/L	
W-1552	9/21/21		trans-1,2-Dichloroethene	<	0.5	ug/L	
W-1552	10/27/21		1,1,1-Trichloroethane	<	0.5	ug/L	
W-1552	10/27/21		1,1,2-Trichloroethane	<	0.5	ug/L	
W-1552	10/27/21		1,1-Dichloroethane	<	0.5	ug/L	
W-1552	10/27/21		1,1-Dichloroethene	<	0.5	ug/L	
W-1552	10/27/21		1,2-Dichloroethane	<	0.5	ug/L	
W-1552	10/27/21		Bromodichloromethane	<	0.5	ug/L	
W-1552	10/27/21		Bromoform	<	0.5	ug/L	
W-1552	10/27/21		Carbon tetrachloride	<	0.5	ug/L	
W-1552	10/27/21		Chloroform	<	0.5	ug/L	
W-1552	10/27/21		Dibromochloromethane	<	0.5	ug/L	
W-1552	10/27/21		Tetrachloroethene	<	0.5	ug/L	
W-1552	10/27/21		Trichloroethene		12	ug/L	
W-1552	10/27/21		Trichlorofluoromethane	<	0.5	ug/L	
W-1552	10/27/21		Trichlorotrifluoroethane	<	0.5	ug/L	
W-1552	10/27/21		Vinyl chloride		2.4	ug/L	
W-1552	10/27/21		cis-1,2-Dichloroethene		6.1	ug/L	
W-1552	10/27/21		trans-1,2-Dichloroethene	<	0.5	ug/L	
W-1553	9/9/21		1,1,1-Trichloroethane	<	0.5	ug/L	
W-1553	9/9/21		1,1,2-Trichloroethane	<	0.5	ug/L	
W-1553	9/9/21		1,1-Dichloroethane	<	0.5	ug/L	
W-1553	9/9/21		1,1-Dichloroethene	<	0.5	ug/L	
W-1553	9/9/21		1,2-Dichloroethane	<	0.5	ug/L	
W-1553	9/9/21		Bromodichloromethane	<	0.5	ug/L	
W-1553	9/9/21		Bromoform	<	0.5	ug/L	
W-1553	9/9/21		Carbon tetrachloride		6.8	ug/L	
W-1553	9/9/21		Chloroform		1.1	ug/L	
W-1553	9/9/21		Dibromochloromethane	<	0.5	ug/L	
W-1553	9/9/21		Tetrachloroethene	<	0.5	ug/L	
W-1553	9/9/21		Trichloroethene		170	ug/L	D
W-1553	9/9/21		Trichlorofluoromethane	<	0.5	ug/L	
W-1553	9/9/21		Trichlorotrifluoroethane		2.6	ug/L	
W-1553	9/9/21		Vinyl chloride	<	0.5	ug/L	
W-1553	9/9/21		cis-1,2-Dichloroethene	<	0.5	ug/L	
W-1553	9/9/21		trans-1,2-Dichloroethene	<	0.5	ug/L	
W-1553	9/9/21	DUP	1,1,1-Trichloroethane	<	0.5	ug/L	
W-1553	9/9/21	DUP	1,1,2-Trichloroethane	<	0.5	ug/L	
W-1553	9/9/21	DUP	1,1-Dichloroethane	<	0.5	ug/L	
W-1553	9/9/21	DUP	1,1-Dichloroethene	<	0.5	ug/L	
W-1553	9/9/21	DUP	1,2-Dichloroethane	<	0.5	ug/L	
W-1553	9/9/21	DUP	Bromodichloromethane	<	0.5	ug/L	
W-1553	9/9/21	DUP	Bromoform	<	0.5	ug/L	
W-1553	9/9/21	DUP	Carbon tetrachloride		6.8	ug/L	
W-1553	9/9/21	DUP	Chloroform		1.2	ug/L	
W-1553	9/9/21	DUP	Dibromochloromethane	<	0.5	ug/L	

Attachment 2. Table 1. Groundwater analytical data, Livermore Site, 2021.

Well	Date	Sample Type	Parameter	LOS Indicator	Result	Units	QA Flag
W-1553	9/9/21	DUP	Tetrachloroethene	<	0.5	ug/L	
W-1553	9/9/21	DUP	Trichloroethene		180	ug/L	D
W-1553	9/9/21	DUP	Trichlorofluoromethane	<	0.5	ug/L	
W-1553	9/9/21	DUP	Trichlorotrifluoroethane		2.6	ug/L	
W-1553	9/9/21	DUP	Vinyl chloride	<	0.5	ug/L	
W-1553	9/9/21	DUP	cis-1,2-Dichloroethene	<	0.5	ug/L	
W-1553	9/9/21	DUP	trans-1,2-Dichloroethene	<	0.5	ug/L	
W-1601	1/7/21		1,1,1-Trichloroethane	<	0.5	ug/L	
W-1601	1/7/21		1,1,2-Trichloroethane	<	0.5	ug/L	
W-1601	1/7/21		1,1-Dichloroethane		1.3	ug/L	
W-1601	1/7/21		1,1-Dichloroethene		26	ug/L	
W-1601	1/7/21		1,2-Dichloroethane		4.9	ug/L	
W-1601	1/7/21		Bromodichloromethane	<	0.5	ug/L	
W-1601	1/7/21		Bromoform	<	0.5	ug/L	
W-1601	1/7/21		Carbon tetrachloride		2.5	ug/L	
W-1601	1/7/21		Chloroform		3.5	ug/L	
W-1601	1/7/21		Dibromochloromethane	<	0.5	ug/L	
W-1601	1/7/21		Tetrachloroethene		67	ug/L	
W-1601	1/7/21		Trichloroethene		240	ug/L	D
W-1601	1/7/21		Trichlorofluoromethane	<	0.5	ug/L	
W-1601	1/7/21		Trichlorotrifluoroethane		1.1	ug/L	
W-1601	1/7/21		Vinyl chloride	<	0.5	ug/L	
W-1601	1/7/21		cis-1,2-Dichloroethene		0.96	ug/L	
W-1601	1/7/21		trans-1,2-Dichloroethene	<	0.5	ug/L	
W-1601	4/7/21		1,1,1-Trichloroethane	<	0.5	ug/L	
W-1601	4/7/21		1,1,2-Trichloroethane	<	0.5	ug/L	
W-1601	4/7/21		1,1-Dichloroethane		1.1	ug/L	
W-1601	4/7/21		1,1-Dichloroethene		22	ug/L	
W-1601	4/7/21		1,2-Dichloroethane		4.3	ug/L	
W-1601	4/7/21		Bromodichloromethane	<	0.5	ug/L	
W-1601	4/7/21		Bromoform	<	0.5	ug/L	
W-1601	4/7/21		Carbon tetrachloride		2.1	ug/L	
W-1601	4/7/21		Chloroform		3.3	ug/L	
W-1601	4/7/21		Dibromochloromethane	<	0.5	ug/L	
W-1601	4/7/21		Tetrachloroethene		62	ug/L	
W-1601	4/7/21		Trichloroethene		220	ug/L	D
W-1601	4/7/21		Trichlorofluoromethane	<	0.5	ug/L	
W-1601	4/7/21		Trichlorotrifluoroethane		0.89	ug/L	
W-1601	4/7/21		Vinyl chloride	<	0.5	ug/L	
W-1601	4/7/21		cis-1,2-Dichloroethene		0.8	ug/L	
W-1601	4/7/21		trans-1,2-Dichloroethene	<	0.5	ug/L	
W-1601	7/12/21		1,1,1-Trichloroethane	<	0.5	ug/L	
W-1601	7/12/21		1,1,2-Trichloroethane	<	0.5	ug/L	
W-1601	7/12/21		1,1-Dichloroethane		1	ug/L	
W-1601	7/12/21		1,1-Dichloroethene		21	ug/L	
W-1601	7/12/21		1,2-Dichloroethane		4.3	ug/L	
W-1601	7/12/21		Bromodichloromethane	<	0.5	ug/L	
W-1601	7/12/21		Bromoform	<	0.5	ug/L	
W-1601	7/12/21		Carbon tetrachloride		2.2	ug/L	
W-1601	7/12/21		Chloroform		3.2	ug/L	
W-1601	7/12/21		Dibromochloromethane	<	0.5	ug/L	
W-1601	7/12/21		Tetrachloroethene		67	ug/L	
W-1601	7/12/21		Trichloroethene		200	ug/L	D
W-1601	7/12/21		Trichlorofluoromethane	<	0.5	ug/L	
W-1601	7/12/21		Trichlorotrifluoroethane		0.99	ug/L	
W-1601	7/12/21		Vinyl chloride	<	0.5	ug/L	
W-1601	7/12/21		cis-1,2-Dichloroethene		0.78	ug/L	
W-1601	7/12/21		trans-1,2-Dichloroethene	<	0.5	ug/L	
W-1601	10/5/21		1,1,1-Trichloroethane	<	0.5	ug/L	
W-1601	10/5/21		1,1,2-Trichloroethane	<	0.5	ug/L	

Attachment 2. Table 1. Groundwater analytical data, Livermore Site, 2021.

Well	Date	Sample Type	Parameter	LOS Indicator	Result	Units	QA Flag
W-1601	10/5/21		1,1-Dichloroethane		1.1	ug/L	
W-1601	10/5/21		1,1-Dichloroethene		21	ug/L	
W-1601	10/5/21		1,2-Dichloroethane		4.2	ug/L	
W-1601	10/5/21		Bromodichloromethane	<	0.5	ug/L	
W-1601	10/5/21		Bromoform	<	0.5	ug/L	
W-1601	10/5/21		Carbon tetrachloride		2.1	ug/L	
W-1601	10/5/21		Chloroform		3.2	ug/L	
W-1601	10/5/21		Dibromochloromethane	<	0.5	ug/L	
W-1601	10/5/21		Tetrachloroethene		54	ug/L	D
W-1601	10/5/21		Trichloroethene		200	ug/L	D
W-1601	10/5/21		Trichlorofluoromethane	<	0.5	ug/L	
W-1601	10/5/21		Trichlorotrifluoroethane		0.96	ug/L	
W-1601	10/5/21		Vinyl chloride	<	0.5	ug/L	
W-1601	10/5/21		cis-1,2-Dichloroethene		0.83	ug/L	
W-1601	10/5/21		trans-1,2-Dichloroethene	<	0.5	ug/L	
W-1602	1/7/21		1,1,1-Trichloroethane	<	0.5	ug/L	
W-1602	1/7/21		1,1,2-Trichloroethane	<	0.5	ug/L	
W-1602	1/7/21		1,1-Dichloroethane	<	0.5	ug/L	
W-1602	1/7/21		1,1-Dichloroethene	<	0.5	ug/L	
W-1602	1/7/21		1,2-Dichloroethane	<	0.5	ug/L	
W-1602	1/7/21		Bromodichloromethane	<	0.5	ug/L	
W-1602	1/7/21		Bromoform	<	0.5	ug/L	
W-1602	1/7/21		Carbon tetrachloride	<	0.5	ug/L	
W-1602	1/7/21		Chloroform		1.1	ug/L	
W-1602	1/7/21		Dibromochloromethane	<	0.5	ug/L	
W-1602	1/7/21		Tetrachloroethene		0.52	ug/L	
W-1602	1/7/21		Trichloroethene		4	ug/L	
W-1602	1/7/21		Trichlorofluoromethane		0.97	ug/L	
W-1602	1/7/21		Trichlorotrifluoroethane	<	0.5	ug/L	
W-1602	1/7/21		Vinyl chloride	<	0.5	ug/L	
W-1602	1/7/21		cis-1,2-Dichloroethene	<	0.5	ug/L	
W-1602	1/7/21		trans-1,2-Dichloroethene	<	0.5	ug/L	
W-1602	4/7/21		1,1,1-Trichloroethane	<	0.5	ug/L	
W-1602	4/7/21		1,1,2-Trichloroethane	<	0.5	ug/L	
W-1602	4/7/21		1,1-Dichloroethane	<	0.5	ug/L	
W-1602	4/7/21		1,1-Dichloroethene	<	0.5	ug/L	
W-1602	4/7/21		1,2-Dichloroethane	<	0.5	ug/L	
W-1602	4/7/21		Bromodichloromethane	<	0.5	ug/L	
W-1602	4/7/21		Bromoform	<	0.5	ug/L	
W-1602	4/7/21		Carbon tetrachloride	<	0.5	ug/L	
W-1602	4/7/21		Chloroform		1.3	ug/L	
W-1602	4/7/21		Dibromochloromethane	<	0.5	ug/L	
W-1602	4/7/21		Tetrachloroethene	<	0.5	ug/L	
W-1602	4/7/21		Trichloroethene		3.6	ug/L	
W-1602	4/7/21		Trichlorofluoromethane		1.1	ug/L	
W-1602	4/7/21		Trichlorotrifluoroethane	<	0.5	ug/L	
W-1602	4/7/21		Vinyl chloride	<	0.5	ug/L	
W-1602	4/7/21		cis-1,2-Dichloroethene	<	0.5	ug/L	
W-1602	4/7/21		trans-1,2-Dichloroethene	<	0.5	ug/L	
W-1602	7/12/21		1,1,1-Trichloroethane	<	0.5	ug/L	
W-1602	7/12/21		1,1,2-Trichloroethane	<	0.5	ug/L	
W-1602	7/12/21		1,1-Dichloroethane	<	0.5	ug/L	
W-1602	7/12/21		1,1-Dichloroethene	<	0.5	ug/L	
W-1602	7/12/21		1,2-Dichloroethane	<	0.5	ug/L	
W-1602	7/12/21		Bromodichloromethane	<	0.5	ug/L	
W-1602	7/12/21		Bromoform	<	0.5	ug/L	
W-1602	7/12/21		Carbon tetrachloride	<	0.5	ug/L	
W-1602	7/12/21		Chloroform		1.5	ug/L	
W-1602	7/12/21		Dibromochloromethane	<	0.5	ug/L	
W-1602	7/12/21		Tetrachloroethene		0.52	ug/L	

Attachment 2. Table 1. Groundwater analytical data, Livermore Site, 2021.

Well	Date	Sample Type	Parameter	LOS Indicator	Result	Units	QA Flag
W-1602	7/12/21		Trichloroethene		3.9	ug/L	
W-1602	7/12/21		Trichlorofluoromethane		1.1	ug/L	
W-1602	7/12/21		Trichlorotrifluoroethane	<	0.5	ug/L	
W-1602	7/12/21		Vinyl chloride	<	0.5	ug/L	
W-1602	7/12/21		cis-1,2-Dichloroethene	<	0.5	ug/L	
W-1602	7/12/21		trans-1,2-Dichloroethene	<	0.5	ug/L	
W-1602	10/5/21		1,1,1-Trichloroethane	<	0.5	ug/L	
W-1602	10/5/21		1,1,2-Trichloroethane	<	0.5	ug/L	
W-1602	10/5/21		1,1-Dichloroethane	<	0.5	ug/L	
W-1602	10/5/21		1,1-Dichloroethene	<	0.5	ug/L	
W-1602	10/5/21		1,2-Dichloroethane	<	0.5	ug/L	
W-1602	10/5/21		Bromodichloromethane	<	0.5	ug/L	
W-1602	10/5/21		Bromoform	<	0.5	ug/L	
W-1602	10/5/21		Carbon tetrachloride	<	0.5	ug/L	
W-1602	10/5/21		Chloroform		1.9	ug/L	
W-1602	10/5/21		Dibromochloromethane	<	0.5	ug/L	
W-1602	10/5/21		Tetrachloroethene	<	0.5	ug/L	
W-1602	10/5/21		Trichloroethene		3.4	ug/L	
W-1602	10/5/21		Trichlorofluoromethane		1.4	ug/L	
W-1602	10/5/21		Trichlorotrifluoroethane	<	0.5	ug/L	
W-1602	10/5/21		Vinyl chloride	<	0.5	ug/L	
W-1602	10/5/21		cis-1,2-Dichloroethene	<	0.5	ug/L	
W-1602	10/5/21		trans-1,2-Dichloroethene	<	0.5	ug/L	
W-1603	1/7/21		1,1,1-Trichloroethane	<	0.5	ug/L	
W-1603	1/7/21		1,1,2-Trichloroethane	<	0.5	ug/L	
W-1603	1/7/21		1,1-Dichloroethane		0.79	ug/L	
W-1603	1/7/21		1,1-Dichloroethene		8.7	ug/L	
W-1603	1/7/21		1,2-Dichloroethane		2.1	ug/L	
W-1603	1/7/21		Bromodichloromethane	<	0.5	ug/L	
W-1603	1/7/21		Bromoform	<	0.5	ug/L	
W-1603	1/7/21		Carbon tetrachloride		0.73	ug/L	
W-1603	1/7/21		Chloroform		2.8	ug/L	
W-1603	1/7/21		Dibromochloromethane	<	0.5	ug/L	
W-1603	1/7/21		Tetrachloroethene		12	ug/L	
W-1603	1/7/21		Trichloroethene		120	ug/L	D
W-1603	1/7/21		Trichlorofluoromethane		3.1	ug/L	
W-1603	1/7/21		Trichlorotrifluoroethane	<	0.5	ug/L	
W-1603	1/7/21		Vinyl chloride	<	0.5	ug/L	
W-1603	1/7/21		cis-1,2-Dichloroethene		1.1	ug/L	
W-1603	1/7/21		trans-1,2-Dichloroethene	<	0.5	ug/L	
W-1603	4/7/21		1,1,1-Trichloroethane	<	0.5	ug/L	
W-1603	4/7/21		1,1,2-Trichloroethane	<	0.5	ug/L	
W-1603	4/7/21		1,1-Dichloroethane		0.73	ug/L	
W-1603	4/7/21		1,1-Dichloroethene		7.9	ug/L	
W-1603	4/7/21		1,2-Dichloroethane		2	ug/L	
W-1603	4/7/21		Bromodichloromethane	<	0.5	ug/L	
W-1603	4/7/21		Bromoform	<	0.5	ug/L	
W-1603	4/7/21		Carbon tetrachloride		0.66	ug/L	
W-1603	4/7/21		Chloroform		2.9	ug/L	
W-1603	4/7/21		Dibromochloromethane	<	0.5	ug/L	
W-1603	4/7/21		Tetrachloroethene		12	ug/L	
W-1603	4/7/21		Trichloroethene		110	ug/L	D
W-1603	4/7/21		Trichlorofluoromethane		3.2	ug/L	
W-1603	4/7/21		Trichlorotrifluoroethane	<	0.5	ug/L	
W-1603	4/7/21		Vinyl chloride	<	0.5	ug/L	
W-1603	4/7/21		cis-1,2-Dichloroethene		1	ug/L	
W-1603	4/7/21		trans-1,2-Dichloroethene	<	0.5	ug/L	
W-1603	7/12/21		1,1,1-Trichloroethane	<	0.5	ug/L	
W-1603	7/12/21		1,1,2-Trichloroethane	<	0.5	ug/L	
W-1603	7/12/21		1,1-Dichloroethane		0.61	ug/L	

Attachment 2. Table 1. Groundwater analytical data, Livermore Site, 2021.

Well	Date	Sample Type	Parameter	LOS Indicator	Result	Units	QA Flag
W-1603	7/12/21		1,1-Dichloroethene		7.1	ug/L	
W-1603	7/12/21		1,2-Dichloroethane		2	ug/L	
W-1603	7/12/21		Bromodichloromethane	<	0.5	ug/L	
W-1603	7/12/21		Bromoform	<	0.5	ug/L	
W-1603	7/12/21		Carbon tetrachloride		0.62	ug/L	
W-1603	7/12/21		Chloroform		2.8	ug/L	
W-1603	7/12/21		Dibromochloromethane	<	0.5	ug/L	
W-1603	7/12/21		Tetrachloroethene		11	ug/L	
W-1603	7/12/21		Trichloroethene		110	ug/L	D
W-1603	7/12/21		Trichlorofluoromethane		3.1	ug/L	
W-1603	7/12/21		Trichlorotrifluoroethane	<	0.5	ug/L	
W-1603	7/12/21		Vinyl chloride	<	0.5	ug/L	
W-1603	7/12/21		cis-1,2-Dichloroethene		0.89	ug/L	
W-1603	7/12/21		trans-1,2-Dichloroethene	<	0.5	ug/L	
W-1603	10/5/21		1,1,1-Trichloroethane	<	0.5	ug/L	
W-1603	10/5/21		1,1,2-Trichloroethane	<	0.5	ug/L	
W-1603	10/5/21		1,1-Dichloroethane		0.67	ug/L	
W-1603	10/5/21		1,1-Dichloroethene		7	ug/L	
W-1603	10/5/21		1,2-Dichloroethane		1.8	ug/L	
W-1603	10/5/21		Bromodichloromethane	<	0.5	ug/L	
W-1603	10/5/21		Bromoform	<	0.5	ug/L	
W-1603	10/5/21		Carbon tetrachloride		0.6	ug/L	
W-1603	10/5/21		Chloroform		2.9	ug/L	
W-1603	10/5/21		Dibromochloromethane	<	0.5	ug/L	
W-1603	10/5/21		Tetrachloroethene		10	ug/L	
W-1603	10/5/21		Trichloroethene		100	ug/L	D
W-1603	10/5/21		Trichlorofluoromethane		3.1	ug/L	
W-1603	10/5/21		Trichlorotrifluoroethane	<	0.5	ug/L	
W-1603	10/5/21		Vinyl chloride	<	0.5	ug/L	
W-1603	10/5/21		cis-1,2-Dichloroethene		0.95	ug/L	
W-1603	10/5/21		trans-1,2-Dichloroethene	<	0.5	ug/L	
W-1604	2/16/21		1,1,1-Trichloroethane	<	0.5	ug/L	
W-1604	2/16/21		1,1,2-Trichloroethane	<	0.5	ug/L	
W-1604	2/16/21		1,1-Dichloroethane		1.4	ug/L	
W-1604	2/16/21		1,1-Dichloroethene		26	ug/L	
W-1604	2/16/21		1,2-Dichloroethane		11	ug/L	
W-1604	2/16/21		Bromodichloromethane	<	0.5	ug/L	
W-1604	2/16/21		Bromoform	<	0.5	ug/L	
W-1604	2/16/21		Carbon tetrachloride		2.9	ug/L	
W-1604	2/16/21		Chloroform		49	ug/L	
W-1604	2/16/21		Dibromochloromethane	<	0.5	ug/L	
W-1604	2/16/21		Tetrachloroethene		66	ug/L	
W-1604	2/16/21		Trichloroethene		610	ug/L	D
W-1604	2/16/21		Trichlorofluoromethane	<	0.5	ug/L	
W-1604	2/16/21		Trichlorotrifluoroethane		6.5	ug/L	
W-1604	2/16/21		Vinyl chloride	<	0.5	ug/L	
W-1604	2/16/21		cis-1,2-Dichloroethene		3.3	ug/L	
W-1604	2/16/21		trans-1,2-Dichloroethene	<	0.5	ug/L	
W-1604	4/1/21		1,1,1-Trichloroethane	<	0.5	ug/L	
W-1604	4/1/21		1,1,2-Trichloroethane	<	0.5	ug/L	
W-1604	4/1/21		1,1-Dichloroethane		1.4	ug/L	
W-1604	4/1/21		1,1-Dichloroethene		27	ug/L	
W-1604	4/1/21		1,2-Dichloroethane		11	ug/L	
W-1604	4/1/21		Bromodichloromethane	<	0.5	ug/L	
W-1604	4/1/21		Bromoform	<	0.5	ug/L	
W-1604	4/1/21		Carbon tetrachloride		3.2	ug/L	
W-1604	4/1/21		Chloroform		48	ug/L	
W-1604	4/1/21		Dibromochloromethane	<	0.5	ug/L	
W-1604	4/1/21		Tetrachloroethene		72	ug/L	
W-1604	4/1/21		Trichloroethene		570	ug/L	D

Attachment 2. Table 1. Groundwater analytical data, Livermore Site, 2021.

Well	Date	Sample Type	Parameter	LOS Indicator	Result	Units	QA Flag
W-1604	4/1/21		Trichlorofluoromethane	<	0.5	ug/L	
W-1604	4/1/21		Trichlorotrifluoroethane		6.9	ug/L	
W-1604	4/1/21		Vinyl chloride	<	0.5	ug/L	
W-1604	4/1/21		cis-1,2-Dichloroethene		2.2	ug/L	
W-1604	4/1/21		trans-1,2-Dichloroethene	<	0.5	ug/L	
W-1604	4/1/21		Tritium		1790	pCi/L	
W-1604	4/1/21	DUP	1,1,1-Trichloroethane	<	0.5	ug/L	
W-1604	4/1/21	DUP	1,1,2-Trichloroethane	<	0.5	ug/L	
W-1604	4/1/21	DUP	1,1-Dichloroethane		1.4	ug/L	
W-1604	4/1/21	DUP	1,1-Dichloroethene		28	ug/L	
W-1604	4/1/21	DUP	1,2-Dichloroethane		10	ug/L	
W-1604	4/1/21	DUP	Bromodichloromethane	<	0.5	ug/L	
W-1604	4/1/21	DUP	Bromoform	<	0.5	ug/L	
W-1604	4/1/21	DUP	Carbon tetrachloride		3.3	ug/L	
W-1604	4/1/21	DUP	Chloroform		49	ug/L	
W-1604	4/1/21	DUP	Dibromochloromethane	<	0.5	ug/L	
W-1604	4/1/21	DUP	Tetrachloroethene		75	ug/L	
W-1604	4/1/21	DUP	Trichloroethene		580	ug/L	D
W-1604	4/1/21	DUP	Trichlorofluoromethane	<	0.5	ug/L	
W-1604	4/1/21	DUP	Trichlorotrifluoroethane		7.1	ug/L	
W-1604	4/1/21	DUP	Vinyl chloride	<	0.5	ug/L	
W-1604	4/1/21	DUP	cis-1,2-Dichloroethene		2.3	ug/L	
W-1604	4/1/21	DUP	trans-1,2-Dichloroethene	<	0.5	ug/L	
W-1604	7/1/21		1,1,1-Trichloroethane	<	0.5	ug/L	
W-1604	7/1/21		1,1,2-Trichloroethane	<	0.5	ug/L	
W-1604	7/1/21		1,1-Dichloroethane		1.5	ug/L	
W-1604	7/1/21		1,1-Dichloroethene		28	ug/L	
W-1604	7/1/21		1,2-Dichloroethane		12	ug/L	
W-1604	7/1/21		Bromodichloromethane	<	0.5	ug/L	
W-1604	7/1/21		Bromoform	<	0.5	ug/L	
W-1604	7/1/21		Carbon tetrachloride		3.4	ug/L	
W-1604	7/1/21		Chloroform		52	ug/L	
W-1604	7/1/21		Dibromochloromethane	<	0.5	ug/L	
W-1604	7/1/21		Tetrachloroethene		77	ug/L	
W-1604	7/1/21		Trichloroethene		660	ug/L	D
W-1604	7/1/21		Trichlorofluoromethane	<	0.5	ug/L	
W-1604	7/1/21		Trichlorotrifluoroethane		8	ug/L	
W-1604	7/1/21		Vinyl chloride	<	0.5	ug/L	
W-1604	7/1/21		cis-1,2-Dichloroethene		2.2	ug/L	
W-1604	7/1/21		trans-1,2-Dichloroethene	<	0.5	ug/L	
W-1604	10/4/21		1,1,1-Trichloroethane	<	0.5	ug/L	
W-1604	10/4/21		1,1,2-Trichloroethane	<	0.5	ug/L	
W-1604	10/4/21		1,1-Dichloroethane		1.2	ug/L	
W-1604	10/4/21		1,1-Dichloroethene		27	ug/L	
W-1604	10/4/21		1,2-Dichloroethane		9.3	ug/L	
W-1604	10/4/21		Bromodichloromethane	<	0.5	ug/L	
W-1604	10/4/21		Bromoform	<	0.5	ug/L	
W-1604	10/4/21		Carbon tetrachloride		2.7	ug/L	
W-1604	10/4/21		Chloroform		39	ug/L	
W-1604	10/4/21		Dibromochloromethane	<	0.5	ug/L	
W-1604	10/4/21		Tetrachloroethene		67	ug/L	
W-1604	10/4/21		Trichloroethene		520	ug/L	D
W-1604	10/4/21		Trichlorofluoromethane	<	0.5	ug/L	
W-1604	10/4/21		Trichlorotrifluoroethane		6.6	ug/L	
W-1604	10/4/21		Vinyl chloride	<	0.5	ug/L	
W-1604	10/4/21		cis-1,2-Dichloroethene		1.2	ug/L	
W-1604	10/4/21		trans-1,2-Dichloroethene	<	0.5	ug/L	
W-1604	10/4/21	DUP	1,1,1-Trichloroethane	<	0.5	ug/L	
W-1604	10/4/21	DUP	1,1,2-Trichloroethane	<	0.5	ug/L	
W-1604	10/4/21	DUP	1,1-Dichloroethane		1.3	ug/L	

Attachment 2. Table 1. Groundwater analytical data, Livermore Site, 2021.

Well	Date	Sample Type	Parameter	LOS Indicator	Result	Units	QA Flag
W-1604	10/4/21	DUP	1,1-Dichloroethene		26	ug/L	
W-1604	10/4/21	DUP	1,2-Dichloroethane		9.3	ug/L	
W-1604	10/4/21	DUP	Bromodichloromethane	<	0.5	ug/L	
W-1604	10/4/21	DUP	Bromoform	<	0.5	ug/L	
W-1604	10/4/21	DUP	Carbon tetrachloride		2.6	ug/L	
W-1604	10/4/21	DUP	Chloroform		39	ug/L	
W-1604	10/4/21	DUP	Dibromochloromethane	<	0.5	ug/L	
W-1604	10/4/21	DUP	Tetrachloroethene		66	ug/L	
W-1604	10/4/21	DUP	Trichloroethene		540	ug/L	D
W-1604	10/4/21	DUP	Trichlorofluoromethane	<	0.5	ug/L	
W-1604	10/4/21	DUP	Trichlorotrifluoroethane		6.4	ug/L	
W-1604	10/4/21	DUP	Vinyl chloride	<	0.5	ug/L	
W-1604	10/4/21	DUP	cis-1,2-Dichloroethene		1.2	ug/L	
W-1604	10/4/21	DUP	trans-1,2-Dichloroethene	<	0.5	ug/L	
W-1605	1/28/21		1,1,1-Trichloroethane	<	0.5	ug/L	
W-1605	1/28/21		1,1,2-Trichloroethane	<	0.5	ug/L	
W-1605	1/28/21		1,1-Dichloroethane	<	0.5	ug/L	
W-1605	1/28/21		1,1-Dichloroethene	<	0.5	ug/L	
W-1605	1/28/21		1,2-Dichloroethane		0.75	ug/L	
W-1605	1/28/21		Bromodichloromethane	<	0.5	ug/L	
W-1605	1/28/21		Bromoform	<	0.5	ug/L	
W-1605	1/28/21		Carbon tetrachloride	<	0.5	ug/L	
W-1605	1/28/21		Chloroform		6.7	ug/L	
W-1605	1/28/21		Dibromochloromethane	<	0.5	ug/L	
W-1605	1/28/21		Tetrachloroethene		0.94	ug/L	
W-1605	1/28/21		Trichloroethene		13	ug/L	
W-1605	1/28/21		Trichlorofluoromethane	<	0.5	ug/L	
W-1605	1/28/21		Trichlorotrifluoroethane	<	0.5	ug/L	
W-1605	1/28/21		Vinyl chloride	<	0.5	ug/L	
W-1605	1/28/21		cis-1,2-Dichloroethene	<	0.5	ug/L	
W-1605	1/28/21		trans-1,2-Dichloroethene	<	0.5	ug/L	
W-1605	4/28/21		1,1,1-Trichloroethane	<	0.5	ug/L	
W-1605	4/28/21		1,1,2-Trichloroethane	<	0.5	ug/L	
W-1605	4/28/21		1,1-Dichloroethane	<	0.5	ug/L	
W-1605	4/28/21		1,1-Dichloroethene	<	0.5	ug/L	
W-1605	4/28/21		1,2-Dichloroethane		0.65	ug/L	
W-1605	4/28/21		Bromodichloromethane	<	0.5	ug/L	
W-1605	4/28/21		Bromoform	<	0.5	ug/L	
W-1605	4/28/21		Carbon tetrachloride	<	0.5	ug/L	
W-1605	4/28/21		Chloroform		5.5	ug/L	
W-1605	4/28/21		Dibromochloromethane	<	0.5	ug/L	
W-1605	4/28/21		Tetrachloroethene		0.59	ug/L	
W-1605	4/28/21		Trichloroethene		10	ug/L	
W-1605	4/28/21		Trichlorofluoromethane	<	0.5	ug/L	
W-1605	4/28/21		Trichlorotrifluoroethane	<	0.5	ug/L	
W-1605	4/28/21		Vinyl chloride	<	0.5	ug/L	
W-1605	4/28/21		cis-1,2-Dichloroethene		0.54	ug/L	
W-1605	4/28/21		trans-1,2-Dichloroethene	<	0.5	ug/L	
W-1605	7/22/21		1,1,1-Trichloroethane	<	0.5	ug/L	
W-1605	7/22/21		1,1,2-Trichloroethane	<	0.5	ug/L	
W-1605	7/22/21		1,1-Dichloroethane	<	0.5	ug/L	
W-1605	7/22/21		1,1-Dichloroethene	<	0.5	ug/L	
W-1605	7/22/21		1,2-Dichloroethane		0.51	ug/L	
W-1605	7/22/21		Bromodichloromethane	<	0.5	ug/L	
W-1605	7/22/21		Bromoform	<	0.5	ug/L	
W-1605	7/22/21		Carbon tetrachloride	<	0.5	ug/L	
W-1605	7/22/21		Chloroform		3.8	ug/L	
W-1605	7/22/21		Dibromochloromethane	<	0.5	ug/L	
W-1605	7/22/21		Tetrachloroethene	<	0.5	ug/L	
W-1605	7/22/21		Trichloroethene		6.5	ug/L	

Attachment 2. Table 1. Groundwater analytical data, Livermore Site, 2021.

Well	Date	Sample Type	Parameter	LOS Indicator	Result	Units	QA Flag
W-1605	7/22/21		Trichlorofluoromethane	<	0.5	ug/L	
W-1605	7/22/21		Trichlorotrifluoroethane	<	0.5	ug/L	
W-1605	7/22/21		Vinyl chloride	<	0.5	ug/L	
W-1605	7/22/21		cis-1,2-Dichloroethene	<	0.5	ug/L	
W-1605	7/22/21		trans-1,2-Dichloroethene	<	0.5	ug/L	
W-1605	10/19/21		1,1,1-Trichloroethane	<	0.5	ug/L	
W-1605	10/19/21		1,1,2-Trichloroethane	<	0.5	ug/L	
W-1605	10/19/21		1,1-Dichloroethane	<	0.5	ug/L	
W-1605	10/19/21		1,1-Dichloroethene	<	0.5	ug/L	
W-1605	10/19/21		1,2-Dichloroethane	<	0.5	ug/L	
W-1605	10/19/21		Bromodichloromethane	<	0.5	ug/L	
W-1605	10/19/21		Bromoform	<	0.5	ug/L	
W-1605	10/19/21		Carbon tetrachloride	<	0.5	ug/L	
W-1605	10/19/21		Chloroform		3.2	ug/L	
W-1605	10/19/21		Dibromochloromethane	<	0.5	ug/L	
W-1605	10/19/21		Tetrachloroethene	<	0.5	ug/L	
W-1605	10/19/21		Trichloroethene		5.3	ug/L	
W-1605	10/19/21		Trichlorofluoromethane	<	0.5	ug/L	
W-1605	10/19/21		Trichlorotrifluoroethane	<	0.5	ug/L	
W-1605	10/19/21		Vinyl chloride	<	0.5	ug/L	
W-1605	10/19/21		cis-1,2-Dichloroethene	<	0.5	ug/L	
W-1605	10/19/21		trans-1,2-Dichloroethene	<	0.5	ug/L	
W-1605	10/19/21		Tritium		356	pCi/L	
W-1606	8/5/21		1,1,1-Trichloroethane	<	0.5	ug/L	
W-1606	8/5/21		1,1,2-Trichloroethane	<	0.5	ug/L	
W-1606	8/5/21		1,1-Dichloroethane	<	0.5	ug/L	
W-1606	8/5/21		1,1-Dichloroethene	<	0.5	ug/L	
W-1606	8/5/21		1,2-Dichloroethane		0.66	ug/L	
W-1606	8/5/21		Bromodichloromethane	<	0.5	ug/L	
W-1606	8/5/21		Bromoform	<	0.5	ug/L	
W-1606	8/5/21		Carbon tetrachloride	<	0.5	ug/L	
W-1606	8/5/21		Chloroform		17	ug/L	
W-1606	8/5/21		Dibromochloromethane	<	0.5	ug/L	
W-1606	8/5/21		Tetrachloroethene		2.2	ug/L	
W-1606	8/5/21		Trichloroethene		27	ug/L	
W-1606	8/5/21		Trichlorofluoromethane	<	0.5	ug/L	
W-1606	8/5/21		Trichlorotrifluoroethane	<	0.5	ug/L	L
W-1606	8/5/21		Vinyl chloride	<	0.5	ug/L	
W-1606	8/5/21		cis-1,2-Dichloroethene	<	0.5	ug/L	
W-1606	8/5/21		trans-1,2-Dichloroethene	<	0.5	ug/L	
W-1606	8/5/21		Tritium		1940	pCi/L	
W-1606	10/7/21		Tritium		2390	pCi/L	
W-1607	1/26/21		1,1,1-Trichloroethane	<	0.5	ug/L	
W-1607	1/26/21		1,1,2-Trichloroethane	<	0.5	ug/L	
W-1607	1/26/21		1,1-Dichloroethane	<	0.5	ug/L	
W-1607	1/26/21		1,1-Dichloroethene		0.61	ug/L	
W-1607	1/26/21		1,2-Dichloroethane		0.77	ug/L	
W-1607	1/26/21		Bromodichloromethane	<	0.5	ug/L	
W-1607	1/26/21		Bromoform	<	0.5	ug/L	
W-1607	1/26/21		Carbon tetrachloride	<	0.5	ug/L	
W-1607	1/26/21		Chloroform		12	ug/L	
W-1607	1/26/21		Dibromochloromethane	<	0.5	ug/L	
W-1607	1/26/21		Tetrachloroethene		3.5	ug/L	
W-1607	1/26/21		Trichloroethene		35	ug/L	
W-1607	1/26/21		Trichlorofluoromethane	<	0.5	ug/L	
W-1607	1/26/21		Trichlorotrifluoroethane	<	0.5	ug/L	
W-1607	1/26/21		Vinyl chloride	<	0.5	ug/L	
W-1607	1/26/21		cis-1,2-Dichloroethene	<	0.5	ug/L	
W-1607	1/26/21		trans-1,2-Dichloroethene	<	0.5	ug/L	
W-1607	10/7/21		Tritium		247	pCi/L	

Attachment 2. Table 1. Groundwater analytical data, Livermore Site, 2021.

Well	Date	Sample Type	Parameter	LOS Indicator	Result	Units	QA Flag
W-1608	1/28/21		1,1,1-Trichloroethane	<	0.5	ug/L	
W-1608	1/28/21		1,1,2-Trichloroethane	<	0.5	ug/L	
W-1608	1/28/21		1,1-Dichloroethane	<	0.5	ug/L	
W-1608	1/28/21		1,1-Dichloroethene	<	0.5	ug/L	
W-1608	1/28/21		1,2-Dichloroethane	<	0.5	ug/L	
W-1608	1/28/21		Bromodichloromethane	<	0.5	ug/L	
W-1608	1/28/21		Bromoform	<	0.5	ug/L	
W-1608	1/28/21		Carbon tetrachloride	<	0.5	ug/L	
W-1608	1/28/21		Chloroform		2.3	ug/L	
W-1608	1/28/21		Dibromochloromethane	<	0.5	ug/L	
W-1608	1/28/21		Tetrachloroethene		2.3	ug/L	
W-1608	1/28/21		Trichloroethene		19	ug/L	
W-1608	1/28/21		Trichlorofluoromethane	<	0.5	ug/L	
W-1608	1/28/21		Trichlorotrifluoroethane	<	0.5	ug/L	
W-1608	1/28/21		Vinyl chloride	<	0.5	ug/L	
W-1608	1/28/21		cis-1,2-Dichloroethene		0.57	ug/L	
W-1608	1/28/21		trans-1,2-Dichloroethene	<	0.5	ug/L	
W-1608	4/28/21		1,1,1-Trichloroethane	<	0.5	ug/L	
W-1608	4/28/21		1,1,2-Trichloroethane	<	0.5	ug/L	
W-1608	4/28/21		1,1-Dichloroethane	<	0.5	ug/L	
W-1608	4/28/21		1,1-Dichloroethene	<	0.5	ug/L	
W-1608	4/28/21		1,2-Dichloroethane	<	0.5	ug/L	
W-1608	4/28/21		Bromodichloromethane	<	0.5	ug/L	
W-1608	4/28/21		Bromoform	<	0.5	ug/L	
W-1608	4/28/21		Carbon tetrachloride	<	0.5	ug/L	
W-1608	4/28/21		Chloroform		1.8	ug/L	
W-1608	4/28/21		Dibromochloromethane	<	0.5	ug/L	
W-1608	4/28/21		Tetrachloroethene		2.4	ug/L	
W-1608	4/28/21		Trichloroethene		20	ug/L	
W-1608	4/28/21		Trichlorofluoromethane	<	0.5	ug/L	
W-1608	4/28/21		Trichlorotrifluoroethane	<	0.5	ug/L	
W-1608	4/28/21		Vinyl chloride	<	0.5	ug/L	
W-1608	4/28/21		cis-1,2-Dichloroethene		0.81	ug/L	
W-1608	4/28/21		trans-1,2-Dichloroethene	<	0.5	ug/L	
W-1608	7/22/21		1,1,1-Trichloroethane	<	0.5	ug/L	
W-1608	7/22/21		1,1,2-Trichloroethane	<	0.5	ug/L	
W-1608	7/22/21		1,1-Dichloroethane	<	0.5	ug/L	
W-1608	7/22/21		1,1-Dichloroethene	<	0.5	ug/L	
W-1608	7/22/21		1,2-Dichloroethane	<	0.5	ug/L	
W-1608	7/22/21		Bromodichloromethane	<	0.5	ug/L	
W-1608	7/22/21		Bromoform	<	0.5	ug/L	
W-1608	7/22/21		Carbon tetrachloride	<	0.5	ug/L	
W-1608	7/22/21		Chloroform		1.6	ug/L	
W-1608	7/22/21		Dibromochloromethane	<	0.5	ug/L	
W-1608	7/22/21		Tetrachloroethene		2	ug/L	
W-1608	7/22/21		Trichloroethene		14	ug/L	
W-1608	7/22/21		Trichlorofluoromethane	<	0.5	ug/L	
W-1608	7/22/21		Trichlorotrifluoroethane	<	0.5	ug/L	
W-1608	7/22/21		Vinyl chloride	<	0.5	ug/L	
W-1608	7/22/21		cis-1,2-Dichloroethene	<	0.5	ug/L	
W-1608	7/22/21		trans-1,2-Dichloroethene	<	0.5	ug/L	
W-1608	7/27/21		Tritium		1060	pCi/L	
W-1608	10/19/21		1,1,1-Trichloroethane	<	0.5	ug/L	
W-1608	10/19/21		1,1,2-Trichloroethane	<	0.5	ug/L	
W-1608	10/19/21		1,1-Dichloroethane	<	0.5	ug/L	
W-1608	10/19/21		1,1-Dichloroethene	<	0.5	ug/L	
W-1608	10/19/21		1,2-Dichloroethane	<	0.5	ug/L	
W-1608	10/19/21		Bromodichloromethane	<	0.5	ug/L	
W-1608	10/19/21		Bromoform	<	0.5	ug/L	
W-1608	10/19/21		Carbon tetrachloride	<	0.5	ug/L	

Attachment 2. Table 1. Groundwater analytical data, Livermore Site, 2021.

Well	Date	Sample Type	Parameter	LOS Indicator	Result	Units	QA Flag
W-1608	10/19/21		Chloroform		0.94	ug/L	
W-1608	10/19/21		Dibromochloromethane	<	0.5	ug/L	
W-1608	10/19/21		Tetrachloroethene		1.5	ug/L	
W-1608	10/19/21		Trichloroethene		11	ug/L	
W-1608	10/19/21		Trichlorofluoromethane	<	0.5	ug/L	
W-1608	10/19/21		Trichlorotrifluoroethane	<	0.5	ug/L	
W-1608	10/19/21		Vinyl chloride	<	0.5	ug/L	
W-1608	10/19/21		cis-1,2-Dichloroethene	<	0.5	ug/L	
W-1608	10/19/21		trans-1,2-Dichloroethene	<	0.5	ug/L	
W-1608	10/19/21		Tritium		1020	pCi/L	
W-1609	1/28/21		1,1,1-Trichloroethane	<	0.5	ug/L	
W-1609	1/28/21		1,1,2-Trichloroethane	<	0.5	ug/L	
W-1609	1/28/21		1,1-Dichloroethane	<	0.5	ug/L	
W-1609	1/28/21		1,1-Dichloroethene		1.6	ug/L	
W-1609	1/28/21		1,2-Dichloroethane		1.1	ug/L	
W-1609	1/28/21		Bromodichloromethane	<	0.5	ug/L	
W-1609	1/28/21		Bromoform	<	0.5	ug/L	
W-1609	1/28/21		Carbon tetrachloride	<	0.5	ug/L	
W-1609	1/28/21		Chloroform		20	ug/L	
W-1609	1/28/21		Dibromochloromethane	<	0.5	ug/L	
W-1609	1/28/21		Tetrachloroethene		6.6	ug/L	
W-1609	1/28/21		Trichloroethene		48	ug/L	
W-1609	1/28/21		Trichlorofluoromethane	<	0.5	ug/L	
W-1609	1/28/21		Trichlorotrifluoroethane	<	0.5	ug/L	
W-1609	1/28/21		Vinyl chloride	<	0.5	ug/L	
W-1609	1/28/21		cis-1,2-Dichloroethene	<	0.5	ug/L	
W-1609	1/28/21		trans-1,2-Dichloroethene	<	0.5	ug/L	
W-1609	4/22/21		1,1,1-Trichloroethane	<	0.5	ug/L	
W-1609	4/22/21		1,1,2-Trichloroethane	<	0.5	ug/L	
W-1609	4/22/21		1,1-Dichloroethane	<	0.5	ug/L	
W-1609	4/22/21		1,1-Dichloroethene		2.3	ug/L	
W-1609	4/22/21		1,2-Dichloroethane		1.3	ug/L	
W-1609	4/22/21		Bromodichloromethane	<	0.5	ug/L	
W-1609	4/22/21		Bromoform	<	0.5	ug/L	
W-1609	4/22/21		Carbon tetrachloride	<	0.5	ug/L	
W-1609	4/22/21		Chloroform		26	ug/L	
W-1609	4/22/21		Dibromochloromethane	<	0.5	ug/L	
W-1609	4/22/21		Tetrachloroethene		8.2	ug/L	
W-1609	4/22/21		Trichloroethene		67	ug/L	
W-1609	4/22/21		Trichlorofluoromethane	<	0.5	ug/L	
W-1609	4/22/21		Trichlorotrifluoroethane	<	0.5	ug/L	
W-1609	4/22/21		Vinyl chloride	<	0.5	ug/L	
W-1609	4/22/21		cis-1,2-Dichloroethene	<	0.5	ug/L	
W-1609	4/22/21		trans-1,2-Dichloroethene	<	0.5	ug/L	
W-1609	4/22/21	DUP	1,1,1-Trichloroethane	<	0.5	ug/L	
W-1609	4/22/21	DUP	1,1,2-Trichloroethane	<	0.5	ug/L	
W-1609	4/22/21	DUP	1,1-Dichloroethane	<	0.5	ug/L	
W-1609	4/22/21	DUP	1,1-Dichloroethene		2.4	ug/L	
W-1609	4/22/21	DUP	1,2-Dichloroethane		1.2	ug/L	
W-1609	4/22/21	DUP	Bromodichloromethane	<	0.5	ug/L	
W-1609	4/22/21	DUP	Bromoform	<	0.5	ug/L	
W-1609	4/22/21	DUP	Carbon tetrachloride	<	0.5	ug/L	
W-1609	4/22/21	DUP	Chloroform		28	ug/L	
W-1609	4/22/21	DUP	Dibromochloromethane	<	0.5	ug/L	
W-1609	4/22/21	DUP	Tetrachloroethene		9	ug/L	
W-1609	4/22/21	DUP	Trichloroethene		75	ug/L	
W-1609	4/22/21	DUP	Trichlorofluoromethane	<	0.5	ug/L	
W-1609	4/22/21	DUP	Trichlorotrifluoroethane	<	0.5	ug/L	
W-1609	4/22/21	DUP	Vinyl chloride	<	0.5	ug/L	
W-1609	4/22/21	DUP	cis-1,2-Dichloroethene	<	0.5	ug/L	

Attachment 2. Table 1. Groundwater analytical data, Livermore Site, 2021.

Well	Date	Sample Type	Parameter	LOS Indicator	Result	Units	QA Flag
W-1609	4/22/21	DUP	trans-1,2-Dichloroethene	<	0.5	ug/L	
W-1609	7/22/21		1,1,1-Trichloroethane	<	0.5	ug/L	
W-1609	7/22/21		1,1,2-Trichloroethane	<	0.5	ug/L	
W-1609	7/22/21		1,1-Dichloroethane	<	0.5	ug/L	
W-1609	7/22/21		1,1-Dichloroethene		3.9	ug/L	
W-1609	7/22/21		1,2-Dichloroethane		1.6	ug/L	
W-1609	7/22/21		Bromodichloromethane	<	0.5	ug/L	
W-1609	7/22/21		Bromoform	<	0.5	ug/L	
W-1609	7/22/21		Carbon tetrachloride	<	0.5	ug/L	
W-1609	7/22/21		Chloroform		26	ug/L	
W-1609	7/22/21		Dibromochloromethane	<	0.5	ug/L	
W-1609	7/22/21		Tetrachloroethene		13	ug/L	
W-1609	7/22/21		Trichloroethene		99	ug/L	D
W-1609	7/22/21		Trichlorofluoromethane	<	0.5	ug/L	
W-1609	7/22/21		Trichlorotrifluoroethane		0.62	ug/L	
W-1609	7/22/21		Vinyl chloride	<	0.5	ug/L	
W-1609	7/22/21		cis-1,2-Dichloroethene	<	0.5	ug/L	
W-1609	7/22/21		trans-1,2-Dichloroethene	<	0.5	ug/L	
W-1609	10/6/21		1,1,1-Trichloroethane	<	0.5	ug/L	
W-1609	10/6/21		1,1,2-Trichloroethane	<	0.5	ug/L	
W-1609	10/6/21		1,1-Dichloroethane	<	0.5	ug/L	
W-1609	10/6/21		1,1-Dichloroethene		5.1	ug/L	
W-1609	10/6/21		1,2-Dichloroethane		1.7	ug/L	
W-1609	10/6/21		Bromodichloromethane	<	0.5	ug/L	
W-1609	10/6/21		Bromoform	<	0.5	ug/L	
W-1609	10/6/21		Carbon tetrachloride		0.62	ug/L	
W-1609	10/6/21		Chloroform		23	ug/L	
W-1609	10/6/21		Dibromochloromethane	<	0.5	ug/L	
W-1609	10/6/21		Tetrachloroethene		15	ug/L	
W-1609	10/6/21		Trichloroethene		110	ug/L	D
W-1609	10/6/21		Trichlorofluoromethane	<	0.5	ug/L	
W-1609	10/6/21		Trichlorotrifluoroethane		0.91	ug/L	
W-1609	10/6/21		Vinyl chloride	<	0.5	ug/L	
W-1609	10/6/21		cis-1,2-Dichloroethene	<	0.5	ug/L	
W-1609	10/6/21		trans-1,2-Dichloroethene	<	0.5	ug/L	
W-1609	10/6/21		Tritium		532	pCi/L	
W-1610	1/28/21		1,1,1-Trichloroethane	<	0.5	ug/L	
W-1610	1/28/21		1,1,2-Trichloroethane	<	0.5	ug/L	
W-1610	1/28/21		1,1-Dichloroethane		0.57	ug/L	
W-1610	1/28/21		1,1-Dichloroethene		4.2	ug/L	
W-1610	1/28/21		1,2-Dichloroethane		1.7	ug/L	
W-1610	1/28/21		Bromodichloromethane	<	0.5	ug/L	
W-1610	1/28/21		Bromoform	<	0.5	ug/L	
W-1610	1/28/21		Carbon tetrachloride	<	0.5	ug/L	
W-1610	1/28/21		Chloroform		43	ug/L	
W-1610	1/28/21		Dibromochloromethane	<	0.5	ug/L	
W-1610	1/28/21		Tetrachloroethene		13	ug/L	
W-1610	1/28/21		Trichloroethene		130	ug/L	D
W-1610	1/28/21		Trichlorofluoromethane	<	0.5	ug/L	
W-1610	1/28/21		Trichlorotrifluoroethane	<	0.5	ug/L	
W-1610	1/28/21		Vinyl chloride	<	0.5	ug/L	
W-1610	1/28/21		cis-1,2-Dichloroethene	<	0.5	ug/L	
W-1610	1/28/21		trans-1,2-Dichloroethene	<	0.5	ug/L	
W-1610	4/28/21		1,1,1-Trichloroethane	<	0.5	ug/L	
W-1610	4/28/21		1,1,2-Trichloroethane	<	0.5	ug/L	
W-1610	4/28/21		1,1-Dichloroethane		0.64	ug/L	
W-1610	4/28/21		1,1-Dichloroethene		5.2	ug/L	
W-1610	4/28/21		1,2-Dichloroethane		2.2	ug/L	
W-1610	4/28/21		Bromodichloromethane	<	0.5	ug/L	
W-1610	4/28/21		Bromoform	<	0.5	ug/L	

Attachment 2. Table 1. Groundwater analytical data, Livermore Site, 2021.

Well	Date	Sample Type	Parameter	LOS Indicator	Result	Units	QA Flag
W-1610	4/28/21		Carbon tetrachloride	<	0.5	ug/L	
W-1610	4/28/21		Chloroform		48	ug/L	
W-1610	4/28/21		Dibromochloromethane	<	0.5	ug/L	
W-1610	4/28/21		Tetrachloroethene		14	ug/L	
W-1610	4/28/21		Trichloroethene		320	ug/L	D
W-1610	4/28/21		Trichlorofluoromethane	<	0.5	ug/L	
W-1610	4/28/21		Trichlorotrifluoroethane	<	0.5	ug/L	
W-1610	4/28/21		Vinyl chloride	<	0.5	ug/L	
W-1610	4/28/21		cis-1,2-Dichloroethene	<	0.5	ug/L	
W-1610	4/28/21		trans-1,2-Dichloroethene	<	0.5	ug/L	
W-1610	4/28/21	DUP	1,1,1-Trichloroethane	<	0.5	ug/L	
W-1610	4/28/21	DUP	1,1,2-Trichloroethane	<	0.5	ug/L	
W-1610	4/28/21	DUP	1,1-Dichloroethane		0.67	ug/L	
W-1610	4/28/21	DUP	1,1-Dichloroethene		5.5	ug/L	
W-1610	4/28/21	DUP	1,2-Dichloroethane		2.3	ug/L	
W-1610	4/28/21	DUP	Bromodichloromethane	<	0.5	ug/L	
W-1610	4/28/21	DUP	Bromoform	<	0.5	ug/L	
W-1610	4/28/21	DUP	Carbon tetrachloride	<	0.5	ug/L	
W-1610	4/28/21	DUP	Chloroform		49	ug/L	
W-1610	4/28/21	DUP	Dibromochloromethane	<	0.5	ug/L	
W-1610	4/28/21	DUP	Tetrachloroethene		15	ug/L	
W-1610	4/28/21	DUP	Trichloroethene		340	ug/L	D
W-1610	4/28/21	DUP	Trichlorofluoromethane	<	0.5	ug/L	
W-1610	4/28/21	DUP	Trichlorotrifluoroethane	<	0.5	ug/L	
W-1610	4/28/21	DUP	Vinyl chloride	<	0.5	ug/L	
W-1610	4/28/21	DUP	cis-1,2-Dichloroethene	<	0.5	ug/L	
W-1610	4/28/21	DUP	trans-1,2-Dichloroethene	<	0.5	ug/L	
W-1610	7/22/21		1,1,1-Trichloroethane	<	0.5	ug/L	
W-1610	7/22/21		1,1,2-Trichloroethane	<	0.5	ug/L	
W-1610	7/22/21		1,1-Dichloroethane		0.73	ug/L	
W-1610	7/22/21		1,1-Dichloroethene		6.6	ug/L	
W-1610	7/22/21		1,2-Dichloroethane		2.8	ug/L	
W-1610	7/22/21		Bromodichloromethane	<	0.5	ug/L	
W-1610	7/22/21		Bromoform	<	0.5	ug/L	
W-1610	7/22/21		Carbon tetrachloride		0.66	ug/L	
W-1610	7/22/21		Chloroform		52	ug/L	
W-1610	7/22/21		Dibromochloromethane	<	0.5	ug/L	
W-1610	7/22/21		Tetrachloroethene		19	ug/L	
W-1610	7/22/21		Trichloroethene		170	ug/L	D
W-1610	7/22/21		Trichlorofluoromethane	<	0.5	ug/L	
W-1610	7/22/21		Trichlorotrifluoroethane		0.5	ug/L	
W-1610	7/22/21		Vinyl chloride	<	0.5	ug/L	
W-1610	7/22/21		cis-1,2-Dichloroethene	<	0.5	ug/L	
W-1610	7/22/21		trans-1,2-Dichloroethene	<	0.5	ug/L	
W-1610	10/6/21		1,1,1-Trichloroethane	<	0.5	ug/L	
W-1610	10/6/21		1,1,2-Trichloroethane	<	0.5	ug/L	
W-1610	10/6/21		1,1-Dichloroethane		0.74	ug/L	
W-1610	10/6/21		1,1-Dichloroethene		5.7	ug/L	
W-1610	10/6/21		1,2-Dichloroethane		2.9	ug/L	
W-1610	10/6/21		Bromodichloromethane	<	0.5	ug/L	
W-1610	10/6/21		Bromoform	<	0.5	ug/L	
W-1610	10/6/21		Carbon tetrachloride		0.56	ug/L	
W-1610	10/6/21		Chloroform		48	ug/L	
W-1610	10/6/21		Dibromochloromethane	<	0.5	ug/L	
W-1610	10/6/21		Tetrachloroethene		16	ug/L	
W-1610	10/6/21		Trichloroethene		160	ug/L	D
W-1610	10/6/21		Trichlorofluoromethane	<	0.5	ug/L	
W-1610	10/6/21		Trichlorotrifluoroethane	<	0.5	ug/L	
W-1610	10/6/21		Vinyl chloride	<	0.5	ug/L	
W-1610	10/6/21		cis-1,2-Dichloroethene	<	0.5	ug/L	

Attachment 2. Table 1. Groundwater analytical data, Livermore Site, 2021.

Well	Date	Sample Type	Parameter	LOS Indicator	Result	Units	QA Flag
W-1610	10/6/21		trans-1,2-Dichloroethene	<	0.5	ug/L	
W-1610	10/6/21		Tritium		2180	pCi/L	
W-1614	3/15/21		1,1,1-Trichloroethane	<	0.5	ug/L	
W-1614	3/15/21		1,1,2-Trichloroethane	<	0.5	ug/L	
W-1614	3/15/21		1,1-Dichloroethane	<	0.5	ug/L	
W-1614	3/15/21		1,1-Dichloroethene	<	0.5	ug/L	
W-1614	3/15/21		1,2-Dichloroethane	<	0.5	ug/L	
W-1614	3/15/21		Bromodichloromethane	<	0.5	ug/L	
W-1614	3/15/21		Bromoform	<	0.5	ug/L	
W-1614	3/15/21		Carbon tetrachloride	<	0.5	ug/L	
W-1614	3/15/21		Chloroform	<	0.5	ug/L	
W-1614	3/15/21		Dibromochloromethane	<	0.5	ug/L	
W-1614	3/15/21		Tetrachloroethene		1.2	ug/L	
W-1614	3/15/21		Trichloroethene	<	0.5	ug/L	
W-1614	3/15/21		Trichlorofluoromethane	<	0.5	ug/L	
W-1614	3/15/21		Trichlorotrifluoroethane	<	0.5	ug/L	
W-1614	3/15/21		Vinyl chloride	<	0.5	ug/L	
W-1614	3/15/21		cis-1,2-Dichloroethene	<	0.5	ug/L	
W-1614	3/15/21		trans-1,2-Dichloroethene	<	0.5	ug/L	
W-1650	3/23/21		1,1,1-Trichloroethane	<	0.5	ug/L	
W-1650	3/23/21		1,1,2-Trichloroethane	<	0.5	ug/L	
W-1650	3/23/21		1,1-Dichloroethane	<	0.5	ug/L	
W-1650	3/23/21		1,1-Dichloroethene	<	0.5	ug/L	
W-1650	3/23/21		1,2-Dichloroethane	<	0.5	ug/L	
W-1650	3/23/21		Bromodichloromethane	<	0.5	ug/L	
W-1650	3/23/21		Bromoform	<	0.5	ug/L	
W-1650	3/23/21		Carbon tetrachloride	<	0.5	ug/L	
W-1650	3/23/21		Chloroform	<	0.5	ug/L	
W-1650	3/23/21		Dibromochloromethane	<	0.5	ug/L	
W-1650	3/23/21		Tetrachloroethene	<	0.5	ug/L	
W-1650	3/23/21		Trichloroethene		7.1	ug/L	
W-1650	3/23/21		Trichlorofluoromethane	<	0.5	ug/L	
W-1650	3/23/21		Trichlorotrifluoroethane	<	0.5	ug/L	
W-1650	3/23/21		Vinyl chloride		3.3	ug/L	
W-1650	3/23/21		cis-1,2-Dichloroethene		10	ug/L	
W-1650	3/23/21		trans-1,2-Dichloroethene	<	0.5	ug/L	
W-1650	6/22/21		1,1,1-Trichloroethane	<	0.5	ug/L	
W-1650	6/22/21		1,1,2-Trichloroethane	<	0.5	ug/L	
W-1650	6/22/21		1,1-Dichloroethane	<	0.5	ug/L	
W-1650	6/22/21		1,1-Dichloroethene	<	0.5	ug/L	
W-1650	6/22/21		1,2-Dichloroethane	<	0.5	ug/L	
W-1650	6/22/21		Bromodichloromethane	<	0.5	ug/L	
W-1650	6/22/21		Bromoform	<	0.5	ug/L	
W-1650	6/22/21		Carbon tetrachloride	<	0.5	ug/L	
W-1650	6/22/21		Chloroform		0.63	ug/L	
W-1650	6/22/21		Dibromochloromethane	<	0.5	ug/L	
W-1650	6/22/21		Tetrachloroethene	<	0.5	ug/L	
W-1650	6/22/21		Trichloroethene		55	ug/L	
W-1650	6/22/21		Trichlorofluoromethane	<	0.5	ug/L	
W-1650	6/22/21		Trichlorotrifluoroethane	<	0.5	ug/L	
W-1650	6/22/21		Vinyl chloride		4.2	ug/L	
W-1650	6/22/21		cis-1,2-Dichloroethene		9.4	ug/L	
W-1650	6/22/21		trans-1,2-Dichloroethene	<	0.5	ug/L	
W-1650	9/21/21		1,1,1-Trichloroethane	<	0.5	ug/L	
W-1650	9/21/21		1,1,2-Trichloroethane	<	0.5	ug/L	
W-1650	9/21/21		1,1-Dichloroethane	<	0.5	ug/L	
W-1650	9/21/21		1,1-Dichloroethene	<	0.5	ug/L	
W-1650	9/21/21		1,2-Dichloroethane	<	0.5	ug/L	
W-1650	9/21/21		Bromodichloromethane	<	0.5	ug/L	
W-1650	9/21/21		Bromoform	<	0.5	ug/L	

Attachment 2. Table 1. Groundwater analytical data, Livermore Site, 2021.

Well	Date	Sample Type	Parameter	LOS Indicator	Result	Units	QA Flag
W-1650	9/21/21		Carbon tetrachloride	<	0.5	ug/L	
W-1650	9/21/21		Chloroform	<	0.5	ug/L	
W-1650	9/21/21		Dibromochloromethane	<	0.5	ug/L	
W-1650	9/21/21		Tetrachloroethene	<	0.5	ug/L	
W-1650	9/21/21		Trichloroethene		46	ug/L	
W-1650	9/21/21		Trichlorofluoromethane	<	0.5	ug/L	
W-1650	9/21/21		Trichlorotrifluoroethane	<	0.5	ug/L	
W-1650	9/21/21		Vinyl chloride		7.7	ug/L	
W-1650	9/21/21		cis-1,2-Dichloroethene		16	ug/L	
W-1650	9/21/21		trans-1,2-Dichloroethene	<	0.5	ug/L	
W-1650	10/27/21		Chromium	<	0.001	mg/L	
W-1650	10/27/21		Hexavalent Chromium	<	0.002	mg/L	
W-1650	10/27/21		Lead	<	0.005	mg/L	
W-1650	10/27/21		1,1,1-Trichloroethane	<	0.5	ug/L	
W-1650	10/27/21		1,1,2-Trichloroethane	<	0.5	ug/L	
W-1650	10/27/21		1,1-Dichloroethane	<	0.5	ug/L	
W-1650	10/27/21		1,1-Dichloroethene	<	0.5	ug/L	
W-1650	10/27/21		1,2-Dichloroethane	<	0.5	ug/L	
W-1650	10/27/21		Bromodichloromethane	<	0.5	ug/L	
W-1650	10/27/21		Bromoform	<	0.5	ug/L	
W-1650	10/27/21		Carbon tetrachloride	<	0.5	ug/L	
W-1650	10/27/21		Chloroform		0.74	ug/L	
W-1650	10/27/21		Dibromochloromethane	<	0.5	ug/L	
W-1650	10/27/21		Tetrachloroethene	<	0.5	ug/L	
W-1650	10/27/21		Trichloroethene		54	ug/L	
W-1650	10/27/21		Trichlorofluoromethane	<	0.5	ug/L	
W-1650	10/27/21		Trichlorotrifluoroethane	<	0.5	ug/L	
W-1650	10/27/21		Vinyl chloride		3.9	ug/L	
W-1650	10/27/21		cis-1,2-Dichloroethene		11	ug/L	
W-1650	10/27/21		trans-1,2-Dichloroethene	<	0.5	ug/L	
W-1651	3/23/21		1,1,1-Trichloroethane	<	0.5	ug/L	
W-1651	3/23/21		1,1,2-Trichloroethane	<	0.5	ug/L	
W-1651	3/23/21		1,1-Dichloroethane	<	0.5	ug/L	
W-1651	3/23/21		1,1-Dichloroethene	<	0.5	ug/L	
W-1651	3/23/21		1,2-Dichloroethane	<	0.5	ug/L	
W-1651	3/23/21		Bromodichloromethane	<	0.5	ug/L	
W-1651	3/23/21		Bromoform	<	0.5	ug/L	
W-1651	3/23/21		Carbon tetrachloride	<	0.5	ug/L	
W-1651	3/23/21		Chloroform	<	0.5	ug/L	
W-1651	3/23/21		Dibromochloromethane	<	0.5	ug/L	
W-1651	3/23/21		Tetrachloroethene	<	0.5	ug/L	
W-1651	3/23/21		Trichloroethene		31	ug/L	
W-1651	3/23/21		Trichlorofluoromethane	<	0.5	ug/L	
W-1651	3/23/21		Trichlorotrifluoroethane	<	0.5	ug/L	
W-1651	3/23/21		Vinyl chloride	<	0.5	ug/L	
W-1651	3/23/21		cis-1,2-Dichloroethene		5.9	ug/L	
W-1651	3/23/21		trans-1,2-Dichloroethene	<	0.5	ug/L	
W-1651	6/22/21		1,1,1-Trichloroethane	<	0.5	ug/L	
W-1651	6/22/21		1,1,2-Trichloroethane	<	0.5	ug/L	
W-1651	6/22/21		1,1-Dichloroethane	<	0.5	ug/L	
W-1651	6/22/21		1,1-Dichloroethene	<	0.5	ug/L	
W-1651	6/22/21		1,2-Dichloroethane	<	0.5	ug/L	
W-1651	6/22/21		Bromodichloromethane	<	0.5	ug/L	
W-1651	6/22/21		Bromoform	<	0.5	ug/L	
W-1651	6/22/21		Carbon tetrachloride	<	0.5	ug/L	
W-1651	6/22/21		Chloroform	<	0.5	ug/L	
W-1651	6/22/21		Dibromochloromethane	<	0.5	ug/L	
W-1651	6/22/21		Tetrachloroethene	<	0.5	ug/L	
W-1651	6/22/21		Trichloroethene		41	ug/L	
W-1651	6/22/21		Trichlorofluoromethane	<	0.5	ug/L	

Attachment 2. Table 1. Groundwater analytical data, Livermore Site, 2021.

Well	Date	Sample Type	Parameter	LOS Indicator	Result	Units	QA Flag
W-1651	6/22/21		Trichlorotrifluoroethane	<	0.5	ug/L	
W-1651	6/22/21		Vinyl chloride		2.4	ug/L	
W-1651	6/22/21		cis-1,2-Dichloroethene		8.4	ug/L	
W-1651	6/22/21		trans-1,2-Dichloroethene	<	0.5	ug/L	
W-1651	9/21/21		1,1,1-Trichloroethane	<	0.5	ug/L	
W-1651	9/21/21		1,1,2-Trichloroethane	<	0.5	ug/L	
W-1651	9/21/21		1,1-Dichloroethane	<	0.5	ug/L	
W-1651	9/21/21		1,1-Dichloroethene	<	0.5	ug/L	
W-1651	9/21/21		1,2-Dichloroethane	<	0.5	ug/L	
W-1651	9/21/21		Bromodichloromethane	<	0.5	ug/L	
W-1651	9/21/21		Bromoform	<	0.5	ug/L	
W-1651	9/21/21		Carbon tetrachloride	<	0.5	ug/L	
W-1651	9/21/21		Chloroform	<	0.5	ug/L	
W-1651	9/21/21		Dibromochloromethane	<	0.5	ug/L	
W-1651	9/21/21		Tetrachloroethene	<	0.5	ug/L	
W-1651	9/21/21		Trichloroethene		39	ug/L	
W-1651	9/21/21		Trichlorofluoromethane	<	0.5	ug/L	
W-1651	9/21/21		Trichlorotrifluoroethane	<	0.5	ug/L	
W-1651	9/21/21		Vinyl chloride		1.6	ug/L	
W-1651	9/21/21		cis-1,2-Dichloroethene		8.3	ug/L	
W-1651	9/21/21		trans-1,2-Dichloroethene	<	0.5	ug/L	
W-1651	10/27/21		Chromium	<	0.001	mg/L	
W-1651	10/27/21		Hexavalent Chromium	<	0.002	mg/L	
W-1651	10/27/21		Lead	<	0.005	mg/L	
W-1651	10/27/21		1,1,1-Trichloroethane	<	0.5	ug/L	
W-1651	10/27/21		1,1,2-Trichloroethane	<	0.5	ug/L	
W-1651	10/27/21		1,1-Dichloroethane	<	0.5	ug/L	
W-1651	10/27/21		1,1-Dichloroethene	<	0.5	ug/L	
W-1651	10/27/21		1,2-Dichloroethane	<	0.5	ug/L	
W-1651	10/27/21		Bromodichloromethane	<	0.5	ug/L	
W-1651	10/27/21		Bromoform	<	0.5	ug/L	
W-1651	10/27/21		Carbon tetrachloride	<	0.5	ug/L	
W-1651	10/27/21		Chloroform	<	0.5	ug/L	
W-1651	10/27/21		Dibromochloromethane	<	0.5	ug/L	
W-1651	10/27/21		Tetrachloroethene	<	0.5	ug/L	
W-1651	10/27/21		Trichloroethene		40	ug/L	
W-1651	10/27/21		Trichlorofluoromethane	<	0.5	ug/L	
W-1651	10/27/21		Trichlorotrifluoroethane	<	0.5	ug/L	
W-1651	10/27/21		Vinyl chloride		1.5	ug/L	
W-1651	10/27/21		cis-1,2-Dichloroethene		7.5	ug/L	
W-1651	10/27/21		trans-1,2-Dichloroethene	<	0.5	ug/L	
W-1652	3/23/21		1,1,1-Trichloroethane	<	0.5	ug/L	
W-1652	3/23/21		1,1,2-Trichloroethane	<	0.5	ug/L	
W-1652	3/23/21		1,1-Dichloroethane	<	0.5	ug/L	
W-1652	3/23/21		1,1-Dichloroethene	<	0.5	ug/L	
W-1652	3/23/21		1,2-Dichloroethane	<	0.5	ug/L	
W-1652	3/23/21		Bromodichloromethane	<	0.5	ug/L	
W-1652	3/23/21		Bromoform	<	0.5	ug/L	
W-1652	3/23/21		Carbon tetrachloride	<	0.5	ug/L	
W-1652	3/23/21		Chloroform	<	0.5	ug/L	
W-1652	3/23/21		Dibromochloromethane	<	0.5	ug/L	
W-1652	3/23/21		Tetrachloroethene	<	0.5	ug/L	
W-1652	3/23/21		Trichloroethene		0.54	ug/L	
W-1652	3/23/21		Trichlorofluoromethane	<	0.5	ug/L	
W-1652	3/23/21		Trichlorotrifluoroethane	<	0.5	ug/L	
W-1652	3/23/21		Vinyl chloride		12	ug/L	
W-1652	3/23/21		cis-1,2-Dichloroethene		2.4	ug/L	
W-1652	3/23/21		trans-1,2-Dichloroethene	<	0.5	ug/L	
W-1652	6/22/21		1,1,1-Trichloroethane	<	0.5	ug/L	
W-1652	6/22/21		1,1,2-Trichloroethane	<	0.5	ug/L	

Attachment 2. Table 1. Groundwater analytical data, Livermore Site, 2021.

Well	Date	Sample Type	Parameter	LOS Indicator	Result	Units	QA Flag
W-1652	6/22/21		1,1-Dichloroethane	<	0.5	ug/L	
W-1652	6/22/21		1,1-Dichloroethene	<	0.5	ug/L	
W-1652	6/22/21		1,2-Dichloroethane	<	0.5	ug/L	
W-1652	6/22/21		Bromodichloromethane	<	0.5	ug/L	
W-1652	6/22/21		Bromoform	<	0.5	ug/L	
W-1652	6/22/21		Carbon tetrachloride	<	0.5	ug/L	
W-1652	6/22/21		Chloroform	<	0.5	ug/L	
W-1652	6/22/21		Dibromochloromethane	<	0.5	ug/L	
W-1652	6/22/21		Tetrachloroethene	<	0.5	ug/L	
W-1652	6/22/21		Trichloroethene		0.51	ug/L	
W-1652	6/22/21		Trichlorofluoromethane	<	0.5	ug/L	
W-1652	6/22/21		Trichlorotrifluoroethane	<	0.5	ug/L	
W-1652	6/22/21		Vinyl chloride		9.9	ug/L	
W-1652	6/22/21		cis-1,2-Dichloroethene		2	ug/L	
W-1652	6/22/21		trans-1,2-Dichloroethene	<	0.5	ug/L	
W-1652	9/21/21		1,1,1-Trichloroethane	<	0.5	ug/L	
W-1652	9/21/21		1,1,2-Trichloroethane	<	0.5	ug/L	
W-1652	9/21/21		1,1-Dichloroethane	<	0.5	ug/L	
W-1652	9/21/21		1,1-Dichloroethene	<	0.5	ug/L	
W-1652	9/21/21		1,2-Dichloroethane	<	0.5	ug/L	
W-1652	9/21/21		Bromodichloromethane	<	0.5	ug/L	
W-1652	9/21/21		Bromoform	<	0.5	ug/L	
W-1652	9/21/21		Carbon tetrachloride	<	0.5	ug/L	
W-1652	9/21/21		Chloroform	<	0.5	ug/L	
W-1652	9/21/21		Dibromochloromethane	<	0.5	ug/L	
W-1652	9/21/21		Tetrachloroethene	<	0.5	ug/L	
W-1652	9/21/21		Trichloroethene	<	0.5	ug/L	
W-1652	9/21/21		Trichlorofluoromethane	<	0.5	ug/L	
W-1652	9/21/21		Trichlorotrifluoroethane	<	0.5	ug/L	
W-1652	9/21/21		Vinyl chloride		11	ug/L	
W-1652	9/21/21		cis-1,2-Dichloroethene		2	ug/L	
W-1652	9/21/21		trans-1,2-Dichloroethene	<	0.5	ug/L	
W-1652	10/27/21		Chromium	<	0.002	mg/L	D
W-1652	10/27/21		Hexavalent Chromium	<	0.002	mg/L	
W-1652	10/27/21		Lead	<	0.01	mg/L	D
W-1652	10/27/21		1,1,1-Trichloroethane	<	0.5	ug/L	
W-1652	10/27/21		1,1,2-Trichloroethane	<	0.5	ug/L	
W-1652	10/27/21		1,1-Dichloroethane	<	0.5	ug/L	
W-1652	10/27/21		1,1-Dichloroethene	<	0.5	ug/L	
W-1652	10/27/21		1,2-Dichloroethane	<	0.5	ug/L	
W-1652	10/27/21		Bromodichloromethane	<	0.5	ug/L	
W-1652	10/27/21		Bromoform	<	0.5	ug/L	
W-1652	10/27/21		Carbon tetrachloride	<	0.5	ug/L	
W-1652	10/27/21		Chloroform	<	0.5	ug/L	
W-1652	10/27/21		Dibromochloromethane	<	0.5	ug/L	
W-1652	10/27/21		Tetrachloroethene	<	0.5	ug/L	
W-1652	10/27/21		Trichloroethene	<	0.5	ug/L	
W-1652	10/27/21		Trichlorofluoromethane	<	0.5	ug/L	
W-1652	10/27/21		Trichlorotrifluoroethane	<	0.5	ug/L	
W-1652	10/27/21		Vinyl chloride		8	ug/L	
W-1652	10/27/21		cis-1,2-Dichloroethene		1.8	ug/L	
W-1652	10/27/21		trans-1,2-Dichloroethene	<	0.5	ug/L	
W-1653	3/23/21		1,1,1-Trichloroethane	<	0.5	ug/L	
W-1653	3/23/21		1,1,2-Trichloroethane	<	0.5	ug/L	
W-1653	3/23/21		1,1-Dichloroethane	<	0.5	ug/L	
W-1653	3/23/21		1,1-Dichloroethene	<	0.5	ug/L	
W-1653	3/23/21		1,2-Dichloroethane	<	0.5	ug/L	
W-1653	3/23/21		Bromodichloromethane	<	0.5	ug/L	
W-1653	3/23/21		Bromoform	<	0.5	ug/L	
W-1653	3/23/21		Carbon tetrachloride	<	0.5	ug/L	

Attachment 2. Table 1. Groundwater analytical data, Livermore Site, 2021.

Well	Date	Sample Type	Parameter	LOS Indicator	Result	Units	QA Flag
W-1653	3/23/21		Chloroform		0.58	ug/L	
W-1653	3/23/21		Dibromochloromethane	<	0.5	ug/L	
W-1653	3/23/21		Tetrachloroethene	<	0.5	ug/L	
W-1653	3/23/21		Trichloroethene		56	ug/L	
W-1653	3/23/21		Trichlorofluoromethane	<	0.5	ug/L	
W-1653	3/23/21		Trichlorotrifluoroethane	<	0.5	ug/L	
W-1653	3/23/21		Vinyl chloride		6.2	ug/L	
W-1653	3/23/21		cis-1,2-Dichloroethene		6.5	ug/L	
W-1653	3/23/21		trans-1,2-Dichloroethene	<	0.5	ug/L	
W-1653	6/22/21		1,1,1-Trichloroethane	<	0.5	ug/L	
W-1653	6/22/21		1,1,2-Trichloroethane	<	0.5	ug/L	
W-1653	6/22/21		1,1-Dichloroethane	<	0.5	ug/L	
W-1653	6/22/21		1,1-Dichloroethene	<	0.5	ug/L	
W-1653	6/22/21		1,2-Dichloroethane	<	0.5	ug/L	
W-1653	6/22/21		Bromodichloromethane	<	0.5	ug/L	
W-1653	6/22/21		Bromoform	<	0.5	ug/L	
W-1653	6/22/21		Carbon tetrachloride	<	0.5	ug/L	
W-1653	6/22/21		Chloroform	<	0.5	ug/L	
W-1653	6/22/21		Dibromochloromethane	<	0.5	ug/L	
W-1653	6/22/21		Tetrachloroethene	<	0.5	ug/L	
W-1653	6/22/21		Trichloroethene		1.2	ug/L	
W-1653	6/22/21		Trichlorofluoromethane	<	0.5	ug/L	
W-1653	6/22/21		Trichlorotrifluoroethane	<	0.5	ug/L	
W-1653	6/22/21		Vinyl chloride		6.1	ug/L	
W-1653	6/22/21		cis-1,2-Dichloroethene		1.5	ug/L	
W-1653	6/22/21		trans-1,2-Dichloroethene	<	0.5	ug/L	
W-1653	9/21/21		1,1,1-Trichloroethane	<	0.5	ug/L	
W-1653	9/21/21		1,1,2-Trichloroethane	<	0.5	ug/L	
W-1653	9/21/21		1,1-Dichloroethane	<	0.5	ug/L	
W-1653	9/21/21		1,1-Dichloroethene	<	0.5	ug/L	
W-1653	9/21/21		1,2-Dichloroethane	<	0.5	ug/L	
W-1653	9/21/21		Bromodichloromethane	<	0.5	ug/L	
W-1653	9/21/21		Bromoform	<	0.5	ug/L	
W-1653	9/21/21		Carbon tetrachloride	<	0.5	ug/L	
W-1653	9/21/21		Chloroform	<	0.5	ug/L	
W-1653	9/21/21		Dibromochloromethane	<	0.5	ug/L	
W-1653	9/21/21		Tetrachloroethene	<	0.5	ug/L	
W-1653	9/21/21		Trichloroethene		0.78	ug/L	
W-1653	9/21/21		Trichlorofluoromethane	<	0.5	ug/L	
W-1653	9/21/21		Trichlorotrifluoroethane	<	0.5	ug/L	
W-1653	9/21/21		Vinyl chloride		2.7	ug/L	
W-1653	9/21/21		cis-1,2-Dichloroethene		0.8	ug/L	
W-1653	9/21/21		trans-1,2-Dichloroethene	<	0.5	ug/L	
W-1653	10/27/21		Chromium		0.0023	mg/L	
W-1653	10/27/21		Hexavalent Chromium	<	0.002	mg/L	
W-1653	10/27/21		Lead	<	0.005	mg/L	
W-1653	10/27/21		1,1,1-Trichloroethane	<	0.5	ug/L	
W-1653	10/27/21		1,1,2-Trichloroethane	<	0.5	ug/L	
W-1653	10/27/21		1,1-Dichloroethane	<	0.5	ug/L	
W-1653	10/27/21		1,1-Dichloroethene	<	0.5	ug/L	
W-1653	10/27/21		1,2-Dichloroethane	<	0.5	ug/L	
W-1653	10/27/21		Bromodichloromethane	<	0.5	ug/L	
W-1653	10/27/21		Bromoform	<	0.5	ug/L	
W-1653	10/27/21		Carbon tetrachloride	<	0.5	ug/L	
W-1653	10/27/21		Chloroform	<	0.5	ug/L	
W-1653	10/27/21		Dibromochloromethane	<	0.5	ug/L	
W-1653	10/27/21		Tetrachloroethene	<	0.5	ug/L	
W-1653	10/27/21		Trichloroethene		0.82	ug/L	
W-1653	10/27/21		Trichlorofluoromethane	<	0.5	ug/L	
W-1653	10/27/21		Trichlorotrifluoroethane	<	0.5	ug/L	

Attachment 2. Table 1. Groundwater analytical data, Livermore Site, 2021.

Well	Date	Sample Type	Parameter	LOS Indicator	Result	Units	QA Flag
W-1653	10/27/21		Vinyl chloride		3.2	ug/L	
W-1653	10/27/21		cis-1,2-Dichloroethene		0.85	ug/L	
W-1653	10/27/21		trans-1,2-Dichloroethene	<	0.5	ug/L	
W-1654	3/23/21		1,1,1-Trichloroethane	<	0.5	ug/L	
W-1654	3/23/21		1,1,2-Trichloroethane	<	0.5	ug/L	
W-1654	3/23/21		1,1-Dichloroethane	<	0.5	ug/L	
W-1654	3/23/21		1,1-Dichloroethene	<	0.5	ug/L	
W-1654	3/23/21		1,2-Dichloroethane	<	0.5	ug/L	
W-1654	3/23/21		Bromodichloromethane	<	0.5	ug/L	
W-1654	3/23/21		Bromoform	<	0.5	ug/L	
W-1654	3/23/21		Carbon tetrachloride	<	0.5	ug/L	
W-1654	3/23/21		Chloroform	<	0.5	ug/L	
W-1654	3/23/21		Dibromochloromethane	<	0.5	ug/L	
W-1654	3/23/21		Tetrachloroethene	<	0.5	ug/L	
W-1654	3/23/21		Trichloroethene	<	0.5	ug/L	
W-1654	3/23/21		Trichlorofluoromethane	<	0.5	ug/L	
W-1654	3/23/21		Trichlorotrifluoroethane	<	0.5	ug/L	
W-1654	3/23/21		Vinyl chloride		1.2	ug/L	
W-1654	3/23/21		cis-1,2-Dichloroethene		1.2	ug/L	
W-1654	3/23/21		trans-1,2-Dichloroethene	<	0.5	ug/L	
W-1654	6/22/21		1,1,1-Trichloroethane	<	0.5	ug/L	
W-1654	6/22/21		1,1,2-Trichloroethane	<	0.5	ug/L	
W-1654	6/22/21		1,1-Dichloroethane	<	0.5	ug/L	
W-1654	6/22/21		1,1-Dichloroethene	<	0.5	ug/L	
W-1654	6/22/21		1,2-Dichloroethane	<	0.5	ug/L	
W-1654	6/22/21		Bromodichloromethane	<	0.5	ug/L	
W-1654	6/22/21		Bromoform	<	0.5	ug/L	
W-1654	6/22/21		Carbon tetrachloride	<	0.5	ug/L	
W-1654	6/22/21		Chloroform	<	0.5	ug/L	
W-1654	6/22/21		Dibromochloromethane	<	0.5	ug/L	
W-1654	6/22/21		Tetrachloroethene	<	0.5	ug/L	
W-1654	6/22/21		Trichloroethene	<	0.5	ug/L	
W-1654	6/22/21		Trichlorofluoromethane	<	0.5	ug/L	
W-1654	6/22/21		Trichlorotrifluoroethane	<	0.5	ug/L	
W-1654	6/22/21		Vinyl chloride		0.98	ug/L	
W-1654	6/22/21		cis-1,2-Dichloroethene		0.95	ug/L	
W-1654	6/22/21		trans-1,2-Dichloroethene	<	0.5	ug/L	
W-1654	9/21/21		1,1,1-Trichloroethane	<	0.5	ug/L	
W-1654	9/21/21		1,1,2-Trichloroethane	<	0.5	ug/L	
W-1654	9/21/21		1,1-Dichloroethane	<	0.5	ug/L	
W-1654	9/21/21		1,1-Dichloroethene	<	0.5	ug/L	
W-1654	9/21/21		1,2-Dichloroethane	<	0.5	ug/L	
W-1654	9/21/21		Bromodichloromethane	<	0.5	ug/L	
W-1654	9/21/21		Bromoform	<	0.5	ug/L	
W-1654	9/21/21		Carbon tetrachloride	<	0.5	ug/L	
W-1654	9/21/21		Chloroform	<	0.5	ug/L	
W-1654	9/21/21		Dibromochloromethane	<	0.5	ug/L	
W-1654	9/21/21		Tetrachloroethene	<	0.5	ug/L	
W-1654	9/21/21		Trichloroethene	<	0.5	ug/L	
W-1654	9/21/21		Trichlorofluoromethane	<	0.5	ug/L	
W-1654	9/21/21		Trichlorotrifluoroethane	<	0.5	ug/L	
W-1654	9/21/21		Vinyl chloride		0.6	ug/L	
W-1654	9/21/21		cis-1,2-Dichloroethene		0.85	ug/L	
W-1654	9/21/21		trans-1,2-Dichloroethene	<	0.5	ug/L	
W-1654	10/27/21		Chromium	<	0.002	mg/L	D
W-1654	10/27/21		Hexavalent Chromium	<	0.002	mg/L	
W-1654	10/27/21		Lead	<	0.01	mg/L	D
W-1654	10/27/21		1,1,1-Trichloroethane	<	0.5	ug/L	
W-1654	10/27/21		1,1,2-Trichloroethane	<	0.5	ug/L	
W-1654	10/27/21		1,1-Dichloroethane	<	0.5	ug/L	

Attachment 2. Table 1. Groundwater analytical data, Livermore Site, 2021.

Well	Date	Sample Type	Parameter	LOS Indicator	Result	Units	QA Flag
W-1654	10/27/21		1,1-Dichloroethene	<	0.5	ug/L	
W-1654	10/27/21		1,2-Dichloroethane	<	0.5	ug/L	
W-1654	10/27/21		Bromodichloromethane	<	0.5	ug/L	
W-1654	10/27/21		Bromoform	<	0.5	ug/L	
W-1654	10/27/21		Carbon tetrachloride	<	0.5	ug/L	
W-1654	10/27/21		Chloroform	<	0.5	ug/L	
W-1654	10/27/21		Dibromochloromethane	<	0.5	ug/L	
W-1654	10/27/21		Tetrachloroethene	<	0.5	ug/L	
W-1654	10/27/21		Trichloroethene	<	0.5	ug/L	
W-1654	10/27/21		Trichlorofluoromethane	<	0.5	ug/L	
W-1654	10/27/21		Trichlorotrifluoroethane	<	0.5	ug/L	
W-1654	10/27/21		Vinyl chloride		0.61	ug/L	
W-1654	10/27/21		cis-1,2-Dichloroethene		0.89	ug/L	
W-1654	10/27/21		trans-1,2-Dichloroethene	<	0.5	ug/L	
W-1655	3/23/21		1,1,1-Trichloroethane	<	0.5	ug/L	
W-1655	3/23/21		1,1,2-Trichloroethane	<	0.5	ug/L	
W-1655	3/23/21		1,1-Dichloroethane	<	0.5	ug/L	
W-1655	3/23/21		1,1-Dichloroethene	<	0.5	ug/L	
W-1655	3/23/21		1,2-Dichloroethane	<	0.5	ug/L	
W-1655	3/23/21		Bromodichloromethane	<	0.5	ug/L	
W-1655	3/23/21		Bromoform	<	0.5	ug/L	
W-1655	3/23/21		Carbon tetrachloride	<	0.5	ug/L	
W-1655	3/23/21		Chloroform	<	0.5	ug/L	
W-1655	3/23/21		Dibromochloromethane	<	0.5	ug/L	
W-1655	3/23/21		Tetrachloroethene	<	0.5	ug/L	
W-1655	3/23/21		Trichloroethene		18	ug/L	
W-1655	3/23/21		Trichlorofluoromethane	<	0.5	ug/L	
W-1655	3/23/21		Trichlorotrifluoroethane	<	0.5	ug/L	
W-1655	3/23/21		Vinyl chloride		3.6	ug/L	
W-1655	3/23/21		cis-1,2-Dichloroethene		22	ug/L	
W-1655	3/23/21		trans-1,2-Dichloroethene	<	0.5	ug/L	
W-1655	6/22/21		1,1,1-Trichloroethane	<	0.5	ug/L	
W-1655	6/22/21		1,1,2-Trichloroethane	<	0.5	ug/L	
W-1655	6/22/21		1,1-Dichloroethane	<	0.5	ug/L	
W-1655	6/22/21		1,1-Dichloroethene	<	0.5	ug/L	
W-1655	6/22/21		1,2-Dichloroethane	<	0.5	ug/L	
W-1655	6/22/21		Bromodichloromethane	<	0.5	ug/L	
W-1655	6/22/21		Bromoform	<	0.5	ug/L	
W-1655	6/22/21		Carbon tetrachloride	<	0.5	ug/L	
W-1655	6/22/21		Chloroform	<	0.5	ug/L	
W-1655	6/22/21		Dibromochloromethane	<	0.5	ug/L	
W-1655	6/22/21		Tetrachloroethene	<	0.5	ug/L	
W-1655	6/22/21		Trichloroethene		3	ug/L	
W-1655	6/22/21		Trichlorofluoromethane	<	0.5	ug/L	
W-1655	6/22/21		Trichlorotrifluoroethane	<	0.5	ug/L	
W-1655	6/22/21		Vinyl chloride		2	ug/L	
W-1655	6/22/21		cis-1,2-Dichloroethene		20	ug/L	
W-1655	6/22/21		trans-1,2-Dichloroethene	<	0.5	ug/L	
W-1655	9/21/21		1,1,1-Trichloroethane	<	0.5	ug/L	
W-1655	9/21/21		1,1,2-Trichloroethane	<	0.5	ug/L	
W-1655	9/21/21		1,1-Dichloroethane	<	0.5	ug/L	
W-1655	9/21/21		1,1-Dichloroethene	<	0.5	ug/L	
W-1655	9/21/21		1,2-Dichloroethane	<	0.5	ug/L	
W-1655	9/21/21		Bromodichloromethane	<	0.5	ug/L	
W-1655	9/21/21		Bromoform	<	0.5	ug/L	
W-1655	9/21/21		Carbon tetrachloride	<	0.5	ug/L	
W-1655	9/21/21		Chloroform	<	0.5	ug/L	
W-1655	9/21/21		Dibromochloromethane	<	0.5	ug/L	
W-1655	9/21/21		Tetrachloroethene	<	0.5	ug/L	
W-1655	9/21/21		Trichloroethene	<	0.5	ug/L	

Attachment 2. Table 1. Groundwater analytical data, Livermore Site, 2021.

Well	Date	Sample Type	Parameter	LOS Indicator	Result	Units	QA Flag
W-1655	9/21/21		Trichlorofluoromethane	<	0.5	ug/L	
W-1655	9/21/21		Trichlorotrifluoroethane	<	0.5	ug/L	
W-1655	9/21/21		Vinyl chloride		3.9	ug/L	
W-1655	9/21/21		cis-1,2-Dichloroethene		6.9	ug/L	
W-1655	9/21/21		trans-1,2-Dichloroethene	<	0.5	ug/L	
W-1655	10/27/21		Chromium	<	0.001	mg/L	
W-1655	10/27/21		Hexavalent Chromium	<	0.002	mg/L	
W-1655	10/27/21		Lead	<	0.005	mg/L	
W-1655	10/27/21		1,1,1-Trichloroethane	<	0.5	ug/L	
W-1655	10/27/21		1,1,2-Trichloroethane	<	0.5	ug/L	
W-1655	10/27/21		1,1-Dichloroethane	<	0.5	ug/L	
W-1655	10/27/21		1,1-Dichloroethene	<	0.5	ug/L	
W-1655	10/27/21		1,2-Dichloroethane	<	0.5	ug/L	
W-1655	10/27/21		Bromodichloromethane	<	0.5	ug/L	
W-1655	10/27/21		Bromoform	<	0.5	ug/L	
W-1655	10/27/21		Carbon tetrachloride	<	0.5	ug/L	
W-1655	10/27/21		Chloroform	<	0.5	ug/L	
W-1655	10/27/21		Dibromochloromethane	<	0.5	ug/L	
W-1655	10/27/21		Tetrachloroethene	<	0.5	ug/L	
W-1655	10/27/21		Trichloroethene	<	0.5	ug/L	
W-1655	10/27/21		Trichlorofluoromethane	<	0.5	ug/L	
W-1655	10/27/21		Trichlorotrifluoroethane	<	0.5	ug/L	
W-1655	10/27/21		Vinyl chloride		6.8	ug/L	
W-1655	10/27/21		cis-1,2-Dichloroethene		11	ug/L	
W-1655	10/27/21		trans-1,2-Dichloroethene	<	0.5	ug/L	
W-1656	3/23/21		1,1,1-Trichloroethane	<	0.5	ug/L	
W-1656	3/23/21		1,1,2-Trichloroethane	<	0.5	ug/L	
W-1656	3/23/21		1,1-Dichloroethane	<	0.5	ug/L	
W-1656	3/23/21		1,1-Dichloroethene	<	0.5	ug/L	
W-1656	3/23/21		1,2-Dichloroethane	<	0.5	ug/L	
W-1656	3/23/21		Bromodichloromethane	<	0.5	ug/L	
W-1656	3/23/21		Bromoform	<	0.5	ug/L	
W-1656	3/23/21		Carbon tetrachloride	<	0.5	ug/L	
W-1656	3/23/21		Chloroform	<	0.5	ug/L	
W-1656	3/23/21		Dibromochloromethane	<	0.5	ug/L	
W-1656	3/23/21		Tetrachloroethene	<	0.5	ug/L	
W-1656	3/23/21		Trichloroethene		8.6	ug/L	
W-1656	3/23/21		Trichlorofluoromethane	<	0.5	ug/L	
W-1656	3/23/21		Trichlorotrifluoroethane	<	0.5	ug/L	
W-1656	3/23/21		Vinyl chloride		1.1	ug/L	
W-1656	3/23/21		cis-1,2-Dichloroethene		4.9	ug/L	
W-1656	3/23/21		trans-1,2-Dichloroethene	<	0.5	ug/L	
W-1656	6/22/21		1,1,1-Trichloroethane	<	0.5	ug/L	
W-1656	6/22/21		1,1,2-Trichloroethane	<	0.5	ug/L	
W-1656	6/22/21		1,1-Dichloroethane	<	0.5	ug/L	
W-1656	6/22/21		1,1-Dichloroethene	<	0.5	ug/L	
W-1656	6/22/21		1,2-Dichloroethane	<	0.5	ug/L	
W-1656	6/22/21		Bromodichloromethane	<	0.5	ug/L	
W-1656	6/22/21		Bromoform	<	0.5	ug/L	
W-1656	6/22/21		Carbon tetrachloride	<	0.5	ug/L	
W-1656	6/22/21		Chloroform	<	0.5	ug/L	
W-1656	6/22/21		Dibromochloromethane	<	0.5	ug/L	
W-1656	6/22/21		Tetrachloroethene	<	0.5	ug/L	
W-1656	6/22/21		Trichloroethene		7.5	ug/L	
W-1656	6/22/21		Trichlorofluoromethane	<	0.5	ug/L	
W-1656	6/22/21		Trichlorotrifluoroethane	<	0.5	ug/L	
W-1656	6/22/21		Vinyl chloride		1.1	ug/L	
W-1656	6/22/21		cis-1,2-Dichloroethene		5.3	ug/L	
W-1656	6/22/21		trans-1,2-Dichloroethene	<	0.5	ug/L	
W-1656	9/21/21		1,1,1-Trichloroethane	<	0.5	ug/L	

Attachment 2. Table 1. Groundwater analytical data, Livermore Site, 2021.

Well	Date	Sample Type	Parameter	LOS Indicator	Result	Units	QA Flag
W-1656	9/21/21		1,1,2-Trichloroethane	<	0.5	ug/L	
W-1656	9/21/21		1,1-Dichloroethane	<	0.5	ug/L	
W-1656	9/21/21		1,1-Dichloroethene	<	0.5	ug/L	
W-1656	9/21/21		1,2-Dichloroethane	<	0.5	ug/L	
W-1656	9/21/21		Bromodichloromethane	<	0.5	ug/L	
W-1656	9/21/21		Bromoform	<	0.5	ug/L	
W-1656	9/21/21		Carbon tetrachloride	<	0.5	ug/L	
W-1656	9/21/21		Chloroform	<	0.5	ug/L	
W-1656	9/21/21		Dibromochloromethane	<	0.5	ug/L	
W-1656	9/21/21		Tetrachloroethene	<	0.5	ug/L	
W-1656	9/21/21		Trichloroethene		7.4	ug/L	
W-1656	9/21/21		Trichlorofluoromethane	<	0.5	ug/L	
W-1656	9/21/21		Trichlorotrifluoroethane	<	0.5	ug/L	
W-1656	9/21/21		Vinyl chloride		1	ug/L	
W-1656	9/21/21		cis-1,2-Dichloroethene		4.4	ug/L	
W-1656	9/21/21		trans-1,2-Dichloroethene	<	0.5	ug/L	
W-1656	10/27/21		Chromium	<	0.001	mg/L	
W-1656	10/27/21		Hexavalent Chromium	<	0.002	mg/L	
W-1656	10/27/21		Lead	<	0.005	mg/L	
W-1656	10/27/21		1,1,1-Trichloroethane	<	0.5	ug/L	
W-1656	10/27/21		1,1,2-Trichloroethane	<	0.5	ug/L	
W-1656	10/27/21		1,1-Dichloroethane	<	0.5	ug/L	
W-1656	10/27/21		1,1-Dichloroethene	<	0.5	ug/L	
W-1656	10/27/21		1,2-Dichloroethane	<	0.5	ug/L	
W-1656	10/27/21		Bromodichloromethane	<	0.5	ug/L	
W-1656	10/27/21		Bromoform	<	0.5	ug/L	
W-1656	10/27/21		Carbon tetrachloride	<	0.5	ug/L	
W-1656	10/27/21		Chloroform	<	0.5	ug/L	
W-1656	10/27/21		Dibromochloromethane	<	0.5	ug/L	
W-1656	10/27/21		Tetrachloroethene	<	0.5	ug/L	
W-1656	10/27/21		Trichloroethene		7.5	ug/L	
W-1656	10/27/21		Trichlorofluoromethane	<	0.5	ug/L	
W-1656	10/27/21		Trichlorotrifluoroethane	<	0.5	ug/L	
W-1656	10/27/21		Vinyl chloride		1.2	ug/L	
W-1656	10/27/21		cis-1,2-Dichloroethene		5	ug/L	
W-1656	10/27/21		trans-1,2-Dichloroethene	<	0.5	ug/L	
W-1657	3/23/21		1,1,1-Trichloroethane	<	0.5	ug/L	
W-1657	3/23/21		1,1,2-Trichloroethane	<	0.5	ug/L	
W-1657	3/23/21		1,1-Dichloroethane	<	0.5	ug/L	
W-1657	3/23/21		1,1-Dichloroethene	<	0.5	ug/L	
W-1657	3/23/21		1,2-Dichloroethane	<	0.5	ug/L	
W-1657	3/23/21		Bromodichloromethane	<	0.5	ug/L	
W-1657	3/23/21		Bromoform	<	0.5	ug/L	
W-1657	3/23/21		Carbon tetrachloride		3.6	ug/L	
W-1657	3/23/21		Chloroform		5	ug/L	
W-1657	3/23/21		Dibromochloromethane	<	0.5	ug/L	
W-1657	3/23/21		Tetrachloroethene	<	0.5	ug/L	
W-1657	3/23/21		Trichloroethene		950	ug/L	D
W-1657	3/23/21		Trichlorofluoromethane	<	0.5	ug/L	
W-1657	3/23/21		Trichlorotrifluoroethane		1.2	ug/L	
W-1657	3/23/21		Vinyl chloride	<	0.5	ug/L	
W-1657	3/23/21		cis-1,2-Dichloroethene		2	ug/L	
W-1657	3/23/21		trans-1,2-Dichloroethene	<	0.5	ug/L	
W-1657	6/22/21		1,1,1-Trichloroethane	<	0.5	ug/L	
W-1657	6/22/21		1,1,2-Trichloroethane	<	0.5	ug/L	
W-1657	6/22/21		1,1-Dichloroethane	<	0.5	ug/L	
W-1657	6/22/21		1,1-Dichloroethene	<	0.5	ug/L	
W-1657	6/22/21		1,2-Dichloroethane	<	0.5	ug/L	
W-1657	6/22/21		Bromodichloromethane	<	0.5	ug/L	
W-1657	6/22/21		Bromoform	<	0.5	ug/L	

Attachment 2. Table 1. Groundwater analytical data, Livermore Site, 2021.

Well	Date	Sample Type	Parameter	LOS Indicator	Result	Units	QA Flag
W-1657	6/22/21		Carbon tetrachloride		3.1	ug/L	
W-1657	6/22/21		Chloroform		4.8	ug/L	
W-1657	6/22/21		Dibromochloromethane	<	0.5	ug/L	
W-1657	6/22/21		Tetrachloroethene	<	0.5	ug/L	
W-1657	6/22/21		Trichloroethene		870	ug/L	D
W-1657	6/22/21		Trichlorofluoromethane	<	0.5	ug/L	
W-1657	6/22/21		Trichlorotrifluoroethane		1	ug/L	
W-1657	6/22/21		Vinyl chloride	<	0.5	ug/L	
W-1657	6/22/21		cis-1,2-Dichloroethene		1.6	ug/L	
W-1657	6/22/21		trans-1,2-Dichloroethene	<	0.5	ug/L	
W-1657	9/21/21		1,1,1-Trichloroethane	<	0.5	ug/L	
W-1657	9/21/21		1,1,2-Trichloroethane	<	0.5	ug/L	
W-1657	9/21/21		1,1-Dichloroethane	<	0.5	ug/L	
W-1657	9/21/21		1,1-Dichloroethene	<	0.5	ug/L	
W-1657	9/21/21		1,2-Dichloroethane	<	0.5	ug/L	
W-1657	9/21/21		Bromodichloromethane	<	0.5	ug/L	
W-1657	9/21/21		Bromoform	<	0.5	ug/L	
W-1657	9/21/21		Carbon tetrachloride		2.9	ug/L	
W-1657	9/21/21		Chloroform		4.1	ug/L	
W-1657	9/21/21		Dibromochloromethane	<	0.5	ug/L	
W-1657	9/21/21		Tetrachloroethene	<	0.5	ug/L	
W-1657	9/21/21		Trichloroethene		700	ug/L	D
W-1657	9/21/21		Trichlorofluoromethane	<	0.5	ug/L	
W-1657	9/21/21		Trichlorotrifluoroethane		0.84	ug/L	
W-1657	9/21/21		Vinyl chloride	<	0.5	ug/L	
W-1657	9/21/21		cis-1,2-Dichloroethene		1.4	ug/L	
W-1657	9/21/21		trans-1,2-Dichloroethene	<	0.5	ug/L	
W-1657	10/27/21		Chromium	<	0.001	mg/L	
W-1657	10/27/21		Hexavalent Chromium	<	0.002	mg/L	
W-1657	10/27/21		Lead	<	0.005	mg/L	
W-1657	10/27/21		1,1,1-Trichloroethane	<	0.5	ug/L	
W-1657	10/27/21		1,1,2-Trichloroethane	<	0.5	ug/L	
W-1657	10/27/21		1,1-Dichloroethane	<	0.5	ug/L	
W-1657	10/27/21		1,1-Dichloroethene	<	0.5	ug/L	
W-1657	10/27/21		1,2-Dichloroethane	<	0.5	ug/L	
W-1657	10/27/21		Bromodichloromethane	<	0.5	ug/L	
W-1657	10/27/21		Bromoform	<	0.5	ug/L	
W-1657	10/27/21		Carbon tetrachloride		3	ug/L	
W-1657	10/27/21		Chloroform		4.4	ug/L	
W-1657	10/27/21		Dibromochloromethane	<	0.5	ug/L	
W-1657	10/27/21		Tetrachloroethene	<	0.5	ug/L	
W-1657	10/27/21		Trichloroethene		740	ug/L	D
W-1657	10/27/21		Trichlorofluoromethane	<	0.5	ug/L	
W-1657	10/27/21		Trichlorotrifluoroethane		0.93	ug/L	
W-1657	10/27/21		Vinyl chloride	<	0.5	ug/L	
W-1657	10/27/21		cis-1,2-Dichloroethene		1.4	ug/L	
W-1657	10/27/21		trans-1,2-Dichloroethene	<	0.5	ug/L	
W-1701	4/13/21		1,1,1-Trichloroethane	<	0.5	ug/L	
W-1701	4/13/21		1,1,2-Trichloroethane	<	0.5	ug/L	
W-1701	4/13/21		1,1-Dichloroethane	<	0.5	ug/L	
W-1701	4/13/21		1,1-Dichloroethene	<	0.5	ug/L	
W-1701	4/13/21		1,2-Dichloroethane	<	0.5	ug/L	
W-1701	4/13/21		Bromodichloromethane	<	0.5	ug/L	
W-1701	4/13/21		Bromoform	<	0.5	ug/L	
W-1701	4/13/21		Carbon tetrachloride	<	0.5	ug/L	
W-1701	4/13/21		Chloroform	<	0.5	ug/L	
W-1701	4/13/21		Dibromochloromethane	<	0.5	ug/L	
W-1701	4/13/21		Tetrachloroethene	<	0.5	ug/L	
W-1701	4/13/21		Trichloroethene	<	0.5	ug/L	
W-1701	4/13/21		Trichlorofluoromethane	<	0.5	ug/L	

Attachment 2. Table 1. Groundwater analytical data, Livermore Site, 2021.

Well	Date	Sample Type	Parameter	LOS Indicator	Result	Units	QA Flag
W-1701	4/13/21		Trichlorotrifluoroethane	<	0.5	ug/L	
W-1701	4/13/21		Vinyl chloride	<	0.5	ug/L	
W-1701	4/13/21		cis-1,2-Dichloroethene	<	0.5	ug/L	
W-1701	4/13/21		trans-1,2-Dichloroethene	<	0.5	ug/L	
W-1703	3/2/21		1,1,1-Trichloroethane	<	0.5	ug/L	
W-1703	3/2/21		1,1,2-Trichloroethane	<	0.5	ug/L	
W-1703	3/2/21		1,1-Dichloroethane	<	0.5	ug/L	
W-1703	3/2/21		1,1-Dichloroethene	<	0.5	ug/L	
W-1703	3/2/21		1,2-Dichloroethane	<	0.5	ug/L	
W-1703	3/2/21		Bromodichloromethane	<	0.5	ug/L	
W-1703	3/2/21		Bromoform	<	0.5	ug/L	
W-1703	3/2/21		Carbon tetrachloride	<	0.5	ug/L	
W-1703	3/2/21		Chloroform	<	0.5	ug/L	
W-1703	3/2/21		Dibromochloromethane	<	0.5	ug/L	
W-1703	3/2/21		Tetrachloroethene	<	0.5	ug/L	
W-1703	3/2/21		Trichloroethene		0.55	ug/L	
W-1703	3/2/21		Trichlorofluoromethane	<	0.5	ug/L	
W-1703	3/2/21		Trichlorotrifluoroethane	<	0.5	ug/L	
W-1703	3/2/21		Vinyl chloride	<	0.5	ug/L	
W-1703	3/2/21		cis-1,2-Dichloroethene	<	0.5	ug/L	
W-1703	3/2/21		trans-1,2-Dichloroethene	<	0.5	ug/L	
W-1704	9/15/21		1,1,1-Trichloroethane	<	0.5	ug/L	
W-1704	9/15/21		1,1,2-Trichloroethane	<	0.5	ug/L	
W-1704	9/15/21		1,1-Dichloroethane	<	0.5	ug/L	
W-1704	9/15/21		1,1-Dichloroethene	<	0.5	ug/L	
W-1704	9/15/21		1,2-Dichloroethane	<	0.5	ug/L	
W-1704	9/15/21		Bromodichloromethane	<	0.5	ug/L	
W-1704	9/15/21		Bromoform	<	0.5	ug/L	
W-1704	9/15/21		Carbon tetrachloride	<	0.5	ug/L	
W-1704	9/15/21		Chloroform		6.5	ug/L	
W-1704	9/15/21		Dibromochloromethane	<	0.5	ug/L	
W-1704	9/15/21		Tetrachloroethene	<	0.5	ug/L	
W-1704	9/15/21		Trichloroethene		3.8	ug/L	
W-1704	9/15/21		Trichlorofluoromethane		3.4	ug/L	
W-1704	9/15/21		Trichlorotrifluoroethane	<	0.5	ug/L	
W-1704	9/15/21		Vinyl chloride	<	0.5	ug/L	
W-1704	9/15/21		cis-1,2-Dichloroethene	<	0.5	ug/L	
W-1704	9/15/21		trans-1,2-Dichloroethene	<	0.5	ug/L	
W-1705-2	3/22/21		1,1,1-Trichloroethane	<	0.5	ug/L	
W-1705-2	3/22/21		1,1,2-Trichloroethane	<	0.5	ug/L	
W-1705-2	3/22/21		1,1-Dichloroethane	<	0.5	ug/L	
W-1705-2	3/22/21		1,1-Dichloroethene	<	0.5	ug/L	
W-1705-2	3/22/21		1,2-Dichloroethane	<	0.5	ug/L	
W-1705-2	3/22/21		Bromodichloromethane	<	0.5	ug/L	
W-1705-2	3/22/21		Bromoform	<	0.5	ug/L	
W-1705-2	3/22/21		Carbon tetrachloride	<	0.5	ug/L	
W-1705-2	3/22/21		Chloroform		2.6	ug/L	
W-1705-2	3/22/21		Dibromochloromethane	<	0.5	ug/L	
W-1705-2	3/22/21		Tetrachloroethene		0.62	ug/L	
W-1705-2	3/22/21		Trichloroethene		74	ug/L	
W-1705-2	3/22/21		Trichlorofluoromethane	<	0.5	ug/L	
W-1705-2	3/22/21		Trichlorotrifluoroethane		3.4	ug/L	
W-1705-2	3/22/21		Vinyl chloride	<	0.5	ug/L	
W-1705-2	3/22/21		cis-1,2-Dichloroethene		40	ug/L	
W-1705-2	3/22/21		trans-1,2-Dichloroethene	<	0.5	ug/L	
W-1705-2	5/13/21		1,1,1-Trichloroethane	<	0.5	ug/L	
W-1705-2	5/13/21		1,1,2-Trichloroethane	<	0.5	ug/L	
W-1705-2	5/13/21		1,1-Dichloroethane	<	0.5	ug/L	
W-1705-2	5/13/21		1,1-Dichloroethene	<	0.5	ug/L	
W-1705-2	5/13/21		1,2-Dichloroethane	<	0.5	ug/L	

Attachment 2. Table 1. Groundwater analytical data, Livermore Site, 2021.

Well	Date	Sample Type	Parameter	LOS Indicator	Result	Units	QA Flag
W-1705-2	5/13/21		Bromodichloromethane	<	0.5	ug/L	
W-1705-2	5/13/21		Bromoform	<	0.5	ug/L	
W-1705-2	5/13/21		Carbon tetrachloride	<	0.5	ug/L	
W-1705-2	5/13/21		Chloroform		0.6	ug/L	
W-1705-2	5/13/21		Dibromochloromethane	<	0.5	ug/L	
W-1705-2	5/13/21		Tetrachloroethene	<	0.5	ug/L	
W-1705-2	5/13/21		Trichloroethene		3.1	ug/L	
W-1705-2	5/13/21		Trichlorofluoromethane	<	0.5	ug/L	
W-1705-2	5/13/21		Trichlorotrifluoroethane	<	0.5	ug/L	
W-1705-2	5/13/21		Vinyl chloride		1.4	ug/L	
W-1705-2	5/13/21		cis-1,2-Dichloroethene		87	ug/L	
W-1705-2	5/13/21		trans-1,2-Dichloroethene	<	0.5	ug/L	
W-1705-2	10/19/21		1,1,1-Trichloroethane	<	0.5	ug/L	H
W-1705-2	10/19/21		1,1,2-Trichloroethane	<	0.5	ug/L	H
W-1705-2	10/19/21		1,1-Dichloroethane	<	0.5	ug/L	H
W-1705-2	10/19/21		1,1-Dichloroethene	<	0.5	ug/L	H
W-1705-2	10/19/21		1,2-Dichloroethane	<	0.5	ug/L	H
W-1705-2	10/19/21		Bromodichloromethane	<	0.5	ug/L	H
W-1705-2	10/19/21		Bromoform	<	0.5	ug/L	H
W-1705-2	10/19/21		Carbon tetrachloride	<	0.5	ug/L	H
W-1705-2	10/19/21		Chloroform		1.6	ug/L	H
W-1705-2	10/19/21		Dibromochloromethane	<	0.5	ug/L	H
W-1705-2	10/19/21		Tetrachloroethene		0.61	ug/L	H
W-1705-2	10/19/21		Trichloroethene		96	ug/L	H
W-1705-2	10/19/21		Trichlorofluoromethane	<	0.5	ug/L	H
W-1705-2	10/19/21		Trichlorotrifluoroethane		3.6	ug/L	H
W-1705-2	10/19/21		Vinyl chloride	<	0.5	ug/L	H
W-1705-2	10/19/21		cis-1,2-Dichloroethene		8.5	ug/L	H
W-1705-2	10/19/21		trans-1,2-Dichloroethene	<	0.5	ug/L	H
W-1705-2	10/19/21	DUP	1,1,1-Trichloroethane	<	0.5	ug/L	
W-1705-2	10/19/21	DUP	1,1,2-Trichloroethane	<	0.5	ug/L	
W-1705-2	10/19/21	DUP	1,1-Dichloroethane	<	0.5	ug/L	
W-1705-2	10/19/21	DUP	1,1-Dichloroethene	<	0.5	ug/L	
W-1705-2	10/19/21	DUP	1,2-Dichloroethane	<	0.5	ug/L	
W-1705-2	10/19/21	DUP	Bromodichloromethane	<	0.5	ug/L	
W-1705-2	10/19/21	DUP	Bromoform	<	0.5	ug/L	
W-1705-2	10/19/21	DUP	Carbon tetrachloride	<	0.5	ug/L	
W-1705-2	10/19/21	DUP	Chloroform		1.5	ug/L	
W-1705-2	10/19/21	DUP	Dibromochloromethane	<	0.5	ug/L	
W-1705-2	10/19/21	DUP	Tetrachloroethene		0.64	ug/L	
W-1705-2	10/19/21	DUP	Trichloroethene		90	ug/L	D
W-1705-2	10/19/21	DUP	Trichlorofluoromethane	<	0.5	ug/L	
W-1705-2	10/19/21	DUP	Trichlorotrifluoroethane		3.9	ug/L	
W-1705-2	10/19/21	DUP	Vinyl chloride	<	0.5	ug/L	
W-1705-2	10/19/21	DUP	cis-1,2-Dichloroethene		6.5	ug/L	
W-1705-2	10/19/21	DUP	trans-1,2-Dichloroethene	<	0.5	ug/L	
W-1705-3	3/22/21		1,1,1-Trichloroethane	<	0.5	ug/L	
W-1705-3	3/22/21		1,1,2-Trichloroethane	<	0.5	ug/L	
W-1705-3	3/22/21		1,1-Dichloroethane	<	0.5	ug/L	
W-1705-3	3/22/21		1,1-Dichloroethene	<	0.5	ug/L	
W-1705-3	3/22/21		1,2-Dichloroethane	<	0.5	ug/L	
W-1705-3	3/22/21		Bromodichloromethane	<	0.5	ug/L	
W-1705-3	3/22/21		Bromoform	<	0.5	ug/L	
W-1705-3	3/22/21		Carbon tetrachloride	<	0.5	ug/L	
W-1705-3	3/22/21		Chloroform		0.68	ug/L	
W-1705-3	3/22/21		Dibromochloromethane	<	0.5	ug/L	
W-1705-3	3/22/21		Tetrachloroethene	<	0.5	ug/L	
W-1705-3	3/22/21		Trichloroethene		3.1	ug/L	
W-1705-3	3/22/21		Trichlorofluoromethane	<	0.5	ug/L	
W-1705-3	3/22/21		Trichlorotrifluoroethane	<	0.5	ug/L	

Attachment 2. Table 1. Groundwater analytical data, Livermore Site, 2021.

Well	Date	Sample Type	Parameter	LOS Indicator	Result	Units	QA Flag
W-1705-3	3/22/21		Vinyl chloride		1.1	ug/L	
W-1705-3	3/22/21		cis-1,2-Dichloroethene		69	ug/L	
W-1705-3	3/22/21		trans-1,2-Dichloroethene	<	0.5	ug/L	
W-1705-3	5/13/21		1,1,1-Trichloroethane	<	0.5	ug/L	
W-1705-3	5/13/21		1,1,2-Trichloroethane	<	0.5	ug/L	
W-1705-3	5/13/21		1,1-Dichloroethane	<	0.5	ug/L	
W-1705-3	5/13/21		1,1-Dichloroethene	<	0.5	ug/L	
W-1705-3	5/13/21		1,2-Dichloroethane	<	0.5	ug/L	
W-1705-3	5/13/21		Bromodichloromethane	<	0.5	ug/L	
W-1705-3	5/13/21		Bromoform	<	0.5	ug/L	
W-1705-3	5/13/21		Carbon tetrachloride	<	0.5	ug/L	
W-1705-3	5/13/21		Chloroform		13	ug/L	
W-1705-3	5/13/21		Dibromochloromethane	<	0.5	ug/L	
W-1705-3	5/13/21		Tetrachloroethene	<	0.5	ug/L	
W-1705-3	5/13/21		Trichloroethene		22	ug/L	
W-1705-3	5/13/21		Trichlorofluoromethane	<	0.5	ug/L	
W-1705-3	5/13/21		Trichlorotrifluoroethane		0.82	ug/L	
W-1705-3	5/13/21		Vinyl chloride	<	0.5	ug/L	
W-1705-3	5/13/21		cis-1,2-Dichloroethene		41	ug/L	
W-1705-3	5/13/21		trans-1,2-Dichloroethene	<	0.5	ug/L	
W-1705-3	10/19/21		1,1,1-Trichloroethane	<	0.5	ug/L	H
W-1705-3	10/19/21		1,1,2-Trichloroethane	<	0.5	ug/L	H
W-1705-3	10/19/21		1,1-Dichloroethane	<	0.5	ug/L	H
W-1705-3	10/19/21		1,1-Dichloroethene	<	0.5	ug/L	H
W-1705-3	10/19/21		1,2-Dichloroethane	<	0.5	ug/L	H
W-1705-3	10/19/21		Bromodichloromethane	<	0.5	ug/L	H
W-1705-3	10/19/21		Bromoform	<	0.5	ug/L	H
W-1705-3	10/19/21		Carbon tetrachloride	<	0.5	ug/L	H
W-1705-3	10/19/21		Chloroform	<	0.5	ug/L	H
W-1705-3	10/19/21		Dibromochloromethane	<	0.5	ug/L	H
W-1705-3	10/19/21		Tetrachloroethene	<	0.5	ug/L	H
W-1705-3	10/19/21		Trichloroethene		9.7	ug/L	H
W-1705-3	10/19/21		Trichlorofluoromethane	<	0.5	ug/L	H
W-1705-3	10/19/21		Trichlorotrifluoroethane	<	0.5	ug/L	H
W-1705-3	10/19/21		Vinyl chloride	<	0.5	ug/L	H
W-1705-3	10/19/21		cis-1,2-Dichloroethene		3.3	ug/L	H
W-1705-3	10/19/21		trans-1,2-Dichloroethene	<	0.5	ug/L	H
W-1705-3	10/19/21	DUP	1,1,1-Trichloroethane	<	0.5	ug/L	
W-1705-3	10/19/21	DUP	1,1,2-Trichloroethane	<	0.5	ug/L	
W-1705-3	10/19/21	DUP	1,1-Dichloroethane	<	0.5	ug/L	
W-1705-3	10/19/21	DUP	1,1-Dichloroethene	<	0.5	ug/L	
W-1705-3	10/19/21	DUP	1,2-Dichloroethane	<	0.5	ug/L	
W-1705-3	10/19/21	DUP	Bromodichloromethane	<	0.5	ug/L	
W-1705-3	10/19/21	DUP	Bromoform	<	0.5	ug/L	
W-1705-3	10/19/21	DUP	Carbon tetrachloride	<	0.5	ug/L	
W-1705-3	10/19/21	DUP	Chloroform		0.76	ug/L	
W-1705-3	10/19/21	DUP	Dibromochloromethane	<	0.5	ug/L	
W-1705-3	10/19/21	DUP	Tetrachloroethene		0.55	ug/L	
W-1705-3	10/19/21	DUP	Trichloroethene		30	ug/L	
W-1705-3	10/19/21	DUP	Trichlorofluoromethane	<	0.5	ug/L	
W-1705-3	10/19/21	DUP	Trichlorotrifluoroethane		1.4	ug/L	
W-1705-3	10/19/21	DUP	Vinyl chloride	<	0.5	ug/L	
W-1705-3	10/19/21	DUP	cis-1,2-Dichloroethene		9.3	ug/L	
W-1705-3	10/19/21	DUP	trans-1,2-Dichloroethene	<	0.5	ug/L	
W-1801	1/6/21		1,1,1-Trichloroethane	<	0.5	ug/L	
W-1801	1/6/21		1,1,2-Trichloroethane	<	0.5	ug/L	
W-1801	1/6/21		1,1-Dichloroethane	<	0.5	ug/L	
W-1801	1/6/21		1,1-Dichloroethene	<	0.5	ug/L	
W-1801	1/6/21		1,2-Dichloroethane	<	0.5	ug/L	
W-1801	1/6/21		Bromodichloromethane	<	0.5	ug/L	

Attachment 2. Table 1. Groundwater analytical data, Livermore Site, 2021.

Well	Date	Sample Type	Parameter	LOS Indicator	Result	Units	QA Flag
W-1801	1/6/21		Bromoform	<	0.5	ug/L	
W-1801	1/6/21		Carbon tetrachloride	<	0.5	ug/L	
W-1801	1/6/21		Chloroform		1	ug/L	
W-1801	1/6/21		Chromium		0.002	mg/L	
W-1801	1/6/21		Dibromochloromethane	<	0.5	ug/L	
W-1801	1/6/21		Tetrachloroethene		1	ug/L	
W-1801	1/6/21		Trichloroethene		16	ug/L	
W-1801	1/6/21		Trichlorofluoromethane	<	0.5	ug/L	
W-1801	1/6/21		Trichlorotrifluoroethane		2	ug/L	
W-1801	1/6/21		Vinyl chloride	<	0.5	ug/L	
W-1801	1/6/21		cis-1,2-Dichloroethene	<	0.5	ug/L	
W-1801	1/6/21		trans-1,2-Dichloroethene	<	0.5	ug/L	
W-1801	1/6/21		Tritium	<	100	pCi/L	
W-1801	4/7/21		1,1,1-Trichloroethane	<	0.5	ug/L	
W-1801	4/7/21		1,1,2-Trichloroethane	<	0.5	ug/L	
W-1801	4/7/21		1,1-Dichloroethane	<	0.5	ug/L	
W-1801	4/7/21		1,1-Dichloroethene	<	0.5	ug/L	
W-1801	4/7/21		1,2-Dichloroethane	<	0.5	ug/L	
W-1801	4/7/21		Bromodichloromethane	<	0.5	ug/L	
W-1801	4/7/21		Bromoform	<	0.5	ug/L	
W-1801	4/7/21		Carbon tetrachloride	<	0.5	ug/L	
W-1801	4/7/21		Chloroform		1.1	ug/L	
W-1801	4/7/21		Dibromochloromethane	<	0.5	ug/L	
W-1801	4/7/21		Tetrachloroethene		1.2	ug/L	
W-1801	4/7/21		Trichloroethene		15	ug/L	
W-1801	4/7/21		Trichlorofluoromethane	<	0.5	ug/L	
W-1801	4/7/21		Trichlorotrifluoroethane		1.9	ug/L	
W-1801	4/7/21		Vinyl chloride	<	0.5	ug/L	
W-1801	4/7/21		cis-1,2-Dichloroethene	<	0.5	ug/L	
W-1801	4/7/21		trans-1,2-Dichloroethene	<	0.5	ug/L	
W-1801	4/7/21		Tritium	<	100	pCi/L	
W-1801	7/14/21		1,1,1-Trichloroethane	<	0.5	ug/L	
W-1801	7/14/21		1,1,2-Trichloroethane	<	0.5	ug/L	
W-1801	7/14/21		1,1-Dichloroethane	<	0.5	ug/L	
W-1801	7/14/21		1,1-Dichloroethene	<	0.5	ug/L	
W-1801	7/14/21		1,2-Dichloroethane	<	0.5	ug/L	
W-1801	7/14/21		Bromodichloromethane	<	0.5	ug/L	
W-1801	7/14/21		Bromoform	<	0.5	ug/L	
W-1801	7/14/21		Carbon tetrachloride	<	0.5	ug/L	
W-1801	7/14/21		Chloroform		1.1	ug/L	
W-1801	7/14/21		Chromium		0.0034	mg/L	
W-1801	7/14/21		Dibromochloromethane	<	0.5	ug/L	
W-1801	7/14/21		Tetrachloroethene		1.2	ug/L	
W-1801	7/14/21		Trichloroethene		16	ug/L	
W-1801	7/14/21		Trichlorofluoromethane	<	0.5	ug/L	
W-1801	7/14/21		Trichlorotrifluoroethane		2.1	ug/L	
W-1801	7/14/21		Vinyl chloride	<	0.5	ug/L	
W-1801	7/14/21		cis-1,2-Dichloroethene	<	0.5	ug/L	
W-1801	7/14/21		trans-1,2-Dichloroethene	<	0.5	ug/L	
W-1801	7/14/21		Tritium		116	pCi/L	
W-1801	10/5/21		1,1,1-Trichloroethane	<	0.5	ug/L	
W-1801	10/5/21		1,1,2-Trichloroethane	<	0.5	ug/L	
W-1801	10/5/21		1,1-Dichloroethane	<	0.5	ug/L	
W-1801	10/5/21		1,1-Dichloroethene	<	0.5	ug/L	
W-1801	10/5/21		1,2-Dichloroethane	<	0.5	ug/L	
W-1801	10/5/21		Bromodichloromethane	<	0.5	ug/L	
W-1801	10/5/21		Bromoform	<	0.5	ug/L	
W-1801	10/5/21		Carbon tetrachloride	<	0.5	ug/L	
W-1801	10/5/21		Chloroform		1.2	ug/L	
W-1801	10/5/21		Dibromochloromethane	<	0.5	ug/L	

Attachment 2. Table 1. Groundwater analytical data, Livermore Site, 2021.

Well	Date	Sample Type	Parameter	LOS Indicator	Result	Units	QA Flag
W-1801	10/5/21		Tetrachloroethene		1.1	ug/L	
W-1801	10/5/21		Trichloroethene		16	ug/L	
W-1801	10/5/21		Trichlorofluoromethane	<	0.5	ug/L	
W-1801	10/5/21		Trichlorotrifluoroethane		2.1	ug/L	
W-1801	10/5/21		Vinyl chloride	<	0.5	ug/L	
W-1801	10/5/21		cis-1,2-Dichloroethene	<	0.5	ug/L	
W-1801	10/5/21		trans-1,2-Dichloroethene	<	0.5	ug/L	
W-1801	10/5/21		Tritium	<	100	pCi/L	
W-1802	1/7/21		1,1,1-Trichloroethane	<	0.5	ug/L	
W-1802	1/7/21		1,1,2-Trichloroethane	<	0.5	ug/L	
W-1802	1/7/21		1,1-Dichloroethane	<	0.5	ug/L	
W-1802	1/7/21		1,1-Dichloroethene	<	0.5	ug/L	
W-1802	1/7/21		1,2-Dichloroethane	<	0.5	ug/L	
W-1802	1/7/21		Bromodichloromethane	<	0.5	ug/L	
W-1802	1/7/21		Bromoform	<	0.5	ug/L	
W-1802	1/7/21		Carbon tetrachloride		1.1	ug/L	
W-1802	1/7/21		Chloroform		2.3	ug/L	
W-1802	1/7/21		Dibromochloromethane	<	0.5	ug/L	
W-1802	1/7/21		Tetrachloroethene	<	0.5	ug/L	
W-1802	1/7/21		Trichloroethene		13	ug/L	
W-1802	1/7/21		Trichlorofluoromethane		37	ug/L	
W-1802	1/7/21		Trichlorotrifluoroethane		0.64	ug/L	
W-1802	1/7/21		Vinyl chloride	<	0.5	ug/L	
W-1802	1/7/21		cis-1,2-Dichloroethene	<	0.5	ug/L	
W-1802	1/7/21		trans-1,2-Dichloroethene	<	0.5	ug/L	
W-1802	12/14/21		1,1,1-Trichloroethane	<	0.5	ug/L	
W-1802	12/14/21		1,1,2-Trichloroethane	<	0.5	ug/L	
W-1802	12/14/21		1,1-Dichloroethane	<	0.5	ug/L	
W-1802	12/14/21		1,1-Dichloroethene	<	0.5	ug/L	
W-1802	12/14/21		1,2-Dichloroethane	<	0.5	ug/L	
W-1802	12/14/21		Bromodichloromethane	<	0.5	ug/L	
W-1802	12/14/21		Bromoform	<	0.5	ug/L	
W-1802	12/14/21		Carbon tetrachloride	<	0.5	ug/L	
W-1802	12/14/21		Chloroform		2.5	ug/L	
W-1802	12/14/21		Dibromochloromethane	<	0.5	ug/L	
W-1802	12/14/21		Tetrachloroethene	<	0.5	ug/L	
W-1802	12/14/21		Trichloroethene		4.4	ug/L	
W-1802	12/14/21		Trichlorofluoromethane		20	ug/L	
W-1802	12/14/21		Trichlorotrifluoroethane		0.5	ug/L	
W-1802	12/14/21		Vinyl chloride	<	0.5	ug/L	
W-1802	12/14/21		cis-1,2-Dichloroethene	<	0.5	ug/L	
W-1802	12/14/21		trans-1,2-Dichloroethene	<	0.5	ug/L	
W-1803-1	9/16/21		1,1,1-Trichloroethane	<	0.5	ug/L	
W-1803-1	9/16/21		1,1,2-Trichloroethane	<	0.5	ug/L	
W-1803-1	9/16/21		1,1-Dichloroethane	<	0.5	ug/L	
W-1803-1	9/16/21		1,1-Dichloroethene		6.7	ug/L	
W-1803-1	9/16/21		1,2-Dichloroethane		2.2	ug/L	
W-1803-1	9/16/21		Bromodichloromethane	<	0.5	ug/L	
W-1803-1	9/16/21		Bromoform	<	0.5	ug/L	
W-1803-1	9/16/21		Carbon tetrachloride		1.8	ug/L	
W-1803-1	9/16/21		Chloroform		2.4	ug/L	
W-1803-1	9/16/21		Dibromochloromethane	<	0.5	ug/L	
W-1803-1	9/16/21		Tetrachloroethene		11	ug/L	
W-1803-1	9/16/21		Trichloroethene		100	ug/L	LD
W-1803-1	9/16/21		Trichlorofluoromethane	<	0.5	ug/L	
W-1803-1	9/16/21		Trichlorotrifluoroethane		1	ug/L	
W-1803-1	9/16/21		Vinyl chloride	<	0.5	ug/L	
W-1803-1	9/16/21		cis-1,2-Dichloroethene	<	0.5	ug/L	
W-1803-1	9/16/21		trans-1,2-Dichloroethene	<	0.5	ug/L	
W-1803-1	9/16/21	DUP	1,1,1-Trichloroethane	<	0.5	ug/L	

Attachment 2. Table 1. Groundwater analytical data, Livermore Site, 2021.

Well	Date	Sample Type	Parameter	LOS Indicator	Result	Units	QA Flag
W-1803-1	9/16/21	DUP	1,1,2-Trichloroethane	<	0.5	ug/L	
W-1803-1	9/16/21	DUP	1,1-Dichloroethane	<	0.5	ug/L	
W-1803-1	9/16/21	DUP	1,1-Dichloroethene		7.1	ug/L	
W-1803-1	9/16/21	DUP	1,2-Dichloroethane		2.2	ug/L	
W-1803-1	9/16/21	DUP	Bromodichloromethane	<	0.5	ug/L	
W-1803-1	9/16/21	DUP	Bromoform	<	0.5	ug/L	
W-1803-1	9/16/21	DUP	Carbon tetrachloride		1.5	ug/L	
W-1803-1	9/16/21	DUP	Chloroform		2.4	ug/L	
W-1803-1	9/16/21	DUP	Dibromochloromethane	<	0.5	ug/L	
W-1803-1	9/16/21	DUP	Tetrachloroethene		12	ug/L	
W-1803-1	9/16/21	DUP	Trichloroethene		94	ug/L	D
W-1803-1	9/16/21	DUP	Trichlorofluoromethane	<	0.5	ug/L	
W-1803-1	9/16/21	DUP	Trichlorotrifluoroethane		1.4	ug/L	
W-1803-1	9/16/21	DUP	Vinyl chloride	<	0.5	ug/L	
W-1803-1	9/16/21	DUP	cis-1,2-Dichloroethene	<	0.5	ug/L	
W-1803-1	9/16/21	DUP	trans-1,2-Dichloroethene	<	0.5	ug/L	
W-1803-2	9/16/21		1,1,1-Trichloroethane	<	0.5	ug/L	
W-1803-2	9/16/21		1,1,2-Trichloroethane	<	0.5	ug/L	
W-1803-2	9/16/21		1,1-Dichloroethane	<	0.5	ug/L	
W-1803-2	9/16/21		1,1-Dichloroethene		0.67	ug/L	
W-1803-2	9/16/21		1,2-Dichloroethane	<	0.5	ug/L	
W-1803-2	9/16/21		Bromodichloromethane	<	0.5	ug/L	
W-1803-2	9/16/21		Bromoform	<	0.5	ug/L	
W-1803-2	9/16/21		Carbon tetrachloride	<	0.5	ug/L	
W-1803-2	9/16/21		Chloroform		0.8	ug/L	
W-1803-2	9/16/21		Dibromochloromethane	<	0.5	ug/L	
W-1803-2	9/16/21		Tetrachloroethene		0.82	ug/L	
W-1803-2	9/16/21		Trichloroethene		11	ug/L	
W-1803-2	9/16/21		Trichlorofluoromethane	<	0.5	ug/L	
W-1803-2	9/16/21		Trichlorotrifluoroethane	<	0.5	ug/L	
W-1803-2	9/16/21		Vinyl chloride	<	0.5	ug/L	
W-1803-2	9/16/21		cis-1,2-Dichloroethene	<	0.5	ug/L	
W-1803-2	9/16/21		trans-1,2-Dichloroethene	<	0.5	ug/L	
W-1804-1	1/28/21		1,1,1-Trichloroethane	<	0.5	ug/L	
W-1804-1	1/28/21		1,1,2-Trichloroethane	<	0.5	ug/L	
W-1804-1	1/28/21		1,1-Dichloroethane		0.86	ug/L	
W-1804-1	1/28/21		1,1-Dichloroethene		17	ug/L	
W-1804-1	1/28/21		1,2-Dichloroethane	<	0.5	ug/L	
W-1804-1	1/28/21		Bromodichloromethane	<	0.5	ug/L	
W-1804-1	1/28/21		Bromoform	<	0.5	ug/L	
W-1804-1	1/28/21		Carbon tetrachloride	<	0.5	ug/L	
W-1804-1	1/28/21		Chloroform	<	0.5	ug/L	
W-1804-1	1/28/21		Dibromochloromethane	<	0.5	ug/L	
W-1804-1	1/28/21		Tetrachloroethene		12	ug/L	
W-1804-1	1/28/21		Trichloroethene		42	ug/L	
W-1804-1	1/28/21		Trichlorofluoromethane	<	0.5	ug/L	
W-1804-1	1/28/21		Trichlorotrifluoroethane	<	0.5	ug/L	
W-1804-1	1/28/21		Vinyl chloride	<	0.5	ug/L	
W-1804-1	1/28/21		cis-1,2-Dichloroethene		1.8	ug/L	
W-1804-1	1/28/21		trans-1,2-Dichloroethene	<	0.5	ug/L	
W-1804-2	1/28/21		1,1,1-Trichloroethane	<	0.5	ug/L	
W-1804-2	1/28/21		1,1,2-Trichloroethane	<	0.5	ug/L	
W-1804-2	1/28/21		1,1-Dichloroethane		4	ug/L	
W-1804-2	1/28/21		1,1-Dichloroethene		190	ug/L	D
W-1804-2	1/28/21		1,2-Dichloroethane		0.91	ug/L	
W-1804-2	1/28/21		Bromodichloromethane	<	0.5	ug/L	
W-1804-2	1/28/21		Bromoform	<	0.5	ug/L	
W-1804-2	1/28/21		Carbon tetrachloride		0.55	ug/L	
W-1804-2	1/28/21		Chloroform		1	ug/L	
W-1804-2	1/28/21		Dibromochloromethane	<	0.5	ug/L	

Attachment 2. Table 1. Groundwater analytical data, Livermore Site, 2021.

Well	Date	Sample Type	Parameter	LOS Indicator	Result	Units	QA Flag
W-1804-2	1/28/21		Tetrachloroethene		65	ug/L	
W-1804-2	1/28/21		Trichloroethene		340	ug/L	D
W-1804-2	1/28/21		Trichlorofluoromethane	<	0.5	ug/L	
W-1804-2	1/28/21		Trichlorotrifluoroethane	<	0.5	ug/L	
W-1804-2	1/28/21		Vinyl chloride	<	0.5	ug/L	
W-1804-2	1/28/21		cis-1,2-Dichloroethene		0.52	ug/L	
W-1804-2	1/28/21		trans-1,2-Dichloroethene	<	0.5	ug/L	
W-1804-2	4/21/21		1,1,1-Trichloroethane	<	0.5	ug/L	
W-1804-2	4/21/21		1,1,2-Trichloroethane	<	0.5	ug/L	
W-1804-2	4/21/21		1,1-Dichloroethane		5.1	ug/L	
W-1804-2	4/21/21		1,1-Dichloroethene		220	ug/L	D
W-1804-2	4/21/21		1,2-Dichloroethane		1.2	ug/L	
W-1804-2	4/21/21		Bromodichloromethane	<	0.5	ug/L	
W-1804-2	4/21/21		Bromoform	<	0.5	ug/L	
W-1804-2	4/21/21		Carbon tetrachloride		0.69	ug/L	
W-1804-2	4/21/21		Chloroform		1.4	ug/L	
W-1804-2	4/21/21		Dibromochloromethane	<	0.5	ug/L	
W-1804-2	4/21/21		Tetrachloroethene		78	ug/L	
W-1804-2	4/21/21		Trichloroethene		390	ug/L	D
W-1804-2	4/21/21		Trichlorofluoromethane	<	0.5	ug/L	
W-1804-2	4/21/21		Trichlorotrifluoroethane	<	0.5	ug/L	
W-1804-2	4/21/21		Vinyl chloride	<	0.5	ug/L	
W-1804-2	4/21/21		cis-1,2-Dichloroethene		0.75	ug/L	
W-1804-2	4/21/21		trans-1,2-Dichloroethene	<	0.5	ug/L	
W-1804-2	4/21/21	DUP	1,1,1-Trichloroethane	<	0.5	ug/L	
W-1804-2	4/21/21	DUP	1,1,2-Trichloroethane	<	0.5	ug/L	
W-1804-2	4/21/21	DUP	1,1-Dichloroethane		4.1	ug/L	
W-1804-2	4/21/21	DUP	1,1-Dichloroethene		260	ug/L	D
W-1804-2	4/21/21	DUP	1,2-Dichloroethane		0.93	ug/L	
W-1804-2	4/21/21	DUP	Bromodichloromethane	<	0.5	ug/L	
W-1804-2	4/21/21	DUP	Bromoform	<	0.5	ug/L	
W-1804-2	4/21/21	DUP	Carbon tetrachloride		0.54	ug/L	
W-1804-2	4/21/21	DUP	Chloroform		1.2	ug/L	
W-1804-2	4/21/21	DUP	Dibromochloromethane	<	0.5	ug/L	
W-1804-2	4/21/21	DUP	Tetrachloroethene		60	ug/L	
W-1804-2	4/21/21	DUP	Trichloroethene		470	ug/L	D
W-1804-2	4/21/21	DUP	Trichlorofluoromethane	<	0.5	ug/L	
W-1804-2	4/21/21	DUP	Trichlorotrifluoroethane	<	0.5	ug/L	
W-1804-2	4/21/21	DUP	Vinyl chloride	<	0.5	ug/L	
W-1804-2	4/21/21	DUP	cis-1,2-Dichloroethene		0.57	ug/L	
W-1804-2	4/21/21	DUP	trans-1,2-Dichloroethene	<	0.5	ug/L	
W-1804-2	9/16/21		1,1,1-Trichloroethane	<	0.5	ug/L	
W-1804-2	9/16/21		1,1,2-Trichloroethane	<	0.5	ug/L	
W-1804-2	9/16/21		1,1-Dichloroethane		4.1	ug/L	
W-1804-2	9/16/21		1,1-Dichloroethene		150	ug/L	D
W-1804-2	9/16/21		1,2-Dichloroethane		0.75	ug/L	
W-1804-2	9/16/21		Bromodichloromethane	<	0.5	ug/L	
W-1804-2	9/16/21		Bromoform	<	0.5	ug/L	
W-1804-2	9/16/21		Carbon tetrachloride	<	0.5	ug/L	
W-1804-2	9/16/21		Chloroform		1.1	ug/L	
W-1804-2	9/16/21		Dibromochloromethane	<	0.5	ug/L	
W-1804-2	9/16/21		Tetrachloroethene		55	ug/L	
W-1804-2	9/16/21		Trichloroethene		280	ug/L	D
W-1804-2	9/16/21		Trichlorofluoromethane	<	0.5	ug/L	
W-1804-2	9/16/21		Trichlorotrifluoroethane	<	0.5	ug/L	
W-1804-2	9/16/21		Vinyl chloride	<	0.5	ug/L	
W-1804-2	9/16/21		cis-1,2-Dichloroethene		0.56	ug/L	
W-1804-2	9/16/21		trans-1,2-Dichloroethene	<	0.5	ug/L	
W-1804-2	10/12/21		1,1,1-Trichloroethane	<	0.5	ug/L	
W-1804-2	10/12/21		1,1,2-Trichloroethane	<	0.5	ug/L	

Attachment 2. Table 1. Groundwater analytical data, Livermore Site, 2021.

Well	Date	Sample Type	Parameter	LOS Indicator	Result	Units	QA Flag
W-1804-2	10/12/21		1,1-Dichloroethane		4	ug/L	
W-1804-2	10/12/21		1,1-Dichloroethene		170	ug/L	D
W-1804-2	10/12/21		1,2-Dichloroethane		0.72	ug/L	
W-1804-2	10/12/21		Bromodichloromethane	<	0.5	ug/L	
W-1804-2	10/12/21		Bromoform	<	0.5	ug/L	
W-1804-2	10/12/21		Carbon tetrachloride	<	0.5	ug/L	
W-1804-2	10/12/21		Chloroform		1.1	ug/L	
W-1804-2	10/12/21		Dibromochloromethane	<	0.5	ug/L	
W-1804-2	10/12/21		Tetrachloroethene		56	ug/L	
W-1804-2	10/12/21		Trichloroethene		290	ug/L	D
W-1804-2	10/12/21		Trichlorofluoromethane	<	0.5	ug/L	
W-1804-2	10/12/21		Trichlorotrifluoroethane	<	0.5	ug/L	
W-1804-2	10/12/21		Vinyl chloride	<	0.5	ug/L	
W-1804-2	10/12/21		cis-1,2-Dichloroethene		0.5	ug/L	
W-1804-2	10/12/21		trans-1,2-Dichloroethene	<	0.5	ug/L	
W-1804-2	10/12/21	DUP	1,1,1-Trichloroethane	<	0.5	ug/L	
W-1804-2	10/12/21	DUP	1,1,2-Trichloroethane	<	0.5	ug/L	
W-1804-2	10/12/21	DUP	1,1-Dichloroethane		4.6	ug/L	
W-1804-2	10/12/21	DUP	1,1-Dichloroethene		424	ug/L	D
W-1804-2	10/12/21	DUP	1,2-Dichloroethane		0.88	ug/L	
W-1804-2	10/12/21	DUP	Bromodichloromethane	<	0.5	ug/L	
W-1804-2	10/12/21	DUP	Bromoform	<	0.5	ug/L	
W-1804-2	10/12/21	DUP	Carbon tetrachloride		0.57	ug/L	
W-1804-2	10/12/21	DUP	Chloroform		1.2	ug/L	
W-1804-2	10/12/21	DUP	Dibromochloromethane	<	0.5	ug/L	
W-1804-2	10/12/21	DUP	Tetrachloroethene		64	ug/L	
W-1804-2	10/12/21	DUP	Trichloroethene		726	ug/L	D
W-1804-2	10/12/21	DUP	Trichlorofluoromethane	<	0.5	ug/L	
W-1804-2	10/12/21	DUP	Trichlorotrifluoroethane	<	0.5	ug/L	
W-1804-2	10/12/21	DUP	Vinyl chloride	<	0.5	ug/L	
W-1804-2	10/12/21	DUP	cis-1,2-Dichloroethene		0.54	ug/L	
W-1804-2	10/12/21	DUP	trans-1,2-Dichloroethene	<	0.5	ug/L	
W-1805	3/15/21		1,1,1-Trichloroethane	<	0.5	ug/L	
W-1805	3/15/21		1,1,2-Trichloroethane	<	0.5	ug/L	
W-1805	3/15/21		1,1-Dichloroethane	<	0.5	ug/L	
W-1805	3/15/21		1,1-Dichloroethene	<	0.5	ug/L	
W-1805	3/15/21		1,2-Dichloroethane	<	0.5	ug/L	
W-1805	3/15/21		Bromodichloromethane	<	0.5	ug/L	
W-1805	3/15/21		Bromoform	<	0.5	ug/L	
W-1805	3/15/21		Carbon tetrachloride	<	0.5	ug/L	
W-1805	3/15/21		Chloroform	<	0.5	ug/L	
W-1805	3/15/21		Dibromochloromethane	<	0.5	ug/L	
W-1805	3/15/21		Tetrachloroethene		0.69	ug/L	
W-1805	3/15/21		Trichloroethene	<	0.5	ug/L	
W-1805	3/15/21		Trichlorofluoromethane	<	0.5	ug/L	
W-1805	3/15/21		Trichlorotrifluoroethane	<	0.5	ug/L	
W-1805	3/15/21		Vinyl chloride	<	0.5	ug/L	
W-1805	3/15/21		cis-1,2-Dichloroethene	<	0.5	ug/L	
W-1805	3/15/21		trans-1,2-Dichloroethene	<	0.5	ug/L	
W-1806	1/5/21		1,1,1-Trichloroethane	<	0.5	ug/L	
W-1806	1/5/21		1,1,2-Trichloroethane	<	0.5	ug/L	
W-1806	1/5/21		1,1-Dichloroethane	<	0.5	ug/L	
W-1806	1/5/21		1,1-Dichloroethene	<	0.5	ug/L	
W-1806	1/5/21		1,2-Dichloroethane	<	0.5	ug/L	
W-1806	1/5/21		Bromodichloromethane	<	0.5	ug/L	
W-1806	1/5/21		Bromoform	<	0.5	ug/L	
W-1806	1/5/21		Carbon tetrachloride	<	0.5	ug/L	
W-1806	1/5/21		Chloroform	<	0.5	ug/L	
W-1806	1/5/21		Dibromochloromethane	<	0.5	ug/L	
W-1806	1/5/21		Tetrachloroethene		6.9	ug/L	

Attachment 2. Table 1. Groundwater analytical data, Livermore Site, 2021.

Well	Date	Sample Type	Parameter	LOS Indicator	Result	Units	QA Flag
W-1806	1/5/21		Trichloroethene		2.1	ug/L	
W-1806	1/5/21		Trichlorofluoromethane	<	0.5	ug/L	
W-1806	1/5/21		Trichlorotrifluoroethane	<	0.5	ug/L	
W-1806	1/5/21		Vinyl chloride	<	0.5	ug/L	
W-1806	1/5/21		cis-1,2-Dichloroethene	<	0.5	ug/L	
W-1806	1/5/21		trans-1,2-Dichloroethene	<	0.5	ug/L	
W-1806	4/7/21		1,1,1-Trichloroethane	<	0.5	ug/L	
W-1806	4/7/21		1,1,2-Trichloroethane	<	0.5	ug/L	
W-1806	4/7/21		1,1-Dichloroethane	<	0.5	ug/L	
W-1806	4/7/21		1,1-Dichloroethene	<	0.5	ug/L	
W-1806	4/7/21		1,2-Dichloroethane	<	0.5	ug/L	
W-1806	4/7/21		Bromodichloromethane	<	0.5	ug/L	
W-1806	4/7/21		Bromoform	<	0.5	ug/L	
W-1806	4/7/21		Carbon tetrachloride	<	0.5	ug/L	
W-1806	4/7/21		Chloroform		0.65	ug/L	
W-1806	4/7/21		Dibromochloromethane	<	0.5	ug/L	
W-1806	4/7/21		Tetrachloroethene		9.7	ug/L	
W-1806	4/7/21		Trichloroethene		2.8	ug/L	
W-1806	4/7/21		Trichlorofluoromethane	<	0.5	ug/L	
W-1806	4/7/21		Trichlorotrifluoroethane	<	0.5	ug/L	
W-1806	4/7/21		Vinyl chloride	<	0.5	ug/L	
W-1806	4/7/21		cis-1,2-Dichloroethene	<	0.5	ug/L	
W-1806	4/7/21		trans-1,2-Dichloroethene	<	0.5	ug/L	
W-1806	7/13/21		1,1,1-Trichloroethane	<	0.5	ug/L	
W-1806	7/13/21		1,1,2-Trichloroethane	<	0.5	ug/L	
W-1806	7/13/21		1,1-Dichloroethane	<	0.5	ug/L	
W-1806	7/13/21		1,1-Dichloroethene	<	0.5	ug/L	
W-1806	7/13/21		1,2-Dichloroethane	<	0.5	ug/L	
W-1806	7/13/21		Bromodichloromethane	<	0.5	ug/L	
W-1806	7/13/21		Bromoform	<	0.5	ug/L	
W-1806	7/13/21		Carbon tetrachloride	<	0.5	ug/L	
W-1806	7/13/21		Chloroform		0.67	ug/L	
W-1806	7/13/21		Dibromochloromethane	<	0.5	ug/L	
W-1806	7/13/21		Tetrachloroethene		9	ug/L	
W-1806	7/13/21		Trichloroethene		2.7	ug/L	
W-1806	7/13/21		Trichlorofluoromethane	<	0.5	ug/L	
W-1806	7/13/21		Trichlorotrifluoroethane	<	0.5	ug/L	
W-1806	7/13/21		Vinyl chloride	<	0.5	ug/L	
W-1806	7/13/21		cis-1,2-Dichloroethene	<	0.5	ug/L	
W-1806	7/13/21		trans-1,2-Dichloroethene	<	0.5	ug/L	
W-1806	10/5/21		1,1,1-Trichloroethane	<	0.5	ug/L	
W-1806	10/5/21		1,1,2-Trichloroethane	<	0.5	ug/L	
W-1806	10/5/21		1,1-Dichloroethane	<	0.5	ug/L	
W-1806	10/5/21		1,1-Dichloroethene	<	0.5	ug/L	
W-1806	10/5/21		1,2-Dichloroethane	<	0.5	ug/L	
W-1806	10/5/21		Bromodichloromethane	<	0.5	ug/L	
W-1806	10/5/21		Bromoform	<	0.5	ug/L	
W-1806	10/5/21		Carbon tetrachloride	<	0.5	ug/L	
W-1806	10/5/21		Chloroform		0.61	ug/L	
W-1806	10/5/21		Dibromochloromethane	<	0.5	ug/L	
W-1806	10/5/21		Tetrachloroethene		5.7	ug/L	
W-1806	10/5/21		Trichloroethene		2	ug/L	
W-1806	10/5/21		Trichlorofluoromethane	<	0.5	ug/L	
W-1806	10/5/21		Trichlorotrifluoroethane	<	0.5	ug/L	
W-1806	10/5/21		Vinyl chloride	<	0.5	ug/L	
W-1806	10/5/21		cis-1,2-Dichloroethene	<	0.5	ug/L	
W-1806	10/5/21		trans-1,2-Dichloroethene	<	0.5	ug/L	
W-1807	1/5/21		1,1,1-Trichloroethane	<	0.5	ug/L	
W-1807	1/5/21		1,1,2-Trichloroethane	<	0.5	ug/L	
W-1807	1/5/21		1,1-Dichloroethane	<	0.5	ug/L	

Attachment 2. Table 1. Groundwater analytical data, Livermore Site, 2021.

Well	Date	Sample Type	Parameter	LOS Indicator	Result	Units	QA Flag
W-1807	1/5/21		1,1-Dichloroethene		1.3	ug/L	
W-1807	1/5/21		1,2-Dichloroethane	<	0.5	ug/L	
W-1807	1/5/21		Bromodichloromethane	<	0.5	ug/L	
W-1807	1/5/21		Bromoform	<	0.5	ug/L	
W-1807	1/5/21		Carbon tetrachloride	<	0.5	ug/L	
W-1807	1/5/21		Chloroform		1.5	ug/L	
W-1807	1/5/21		Dibromochloromethane	<	0.5	ug/L	
W-1807	1/5/21		Tetrachloroethene		22	ug/L	
W-1807	1/5/21		Trichloroethene		5.7	ug/L	
W-1807	1/5/21		Trichlorofluoromethane	<	0.5	ug/L	
W-1807	1/5/21		Trichlorotrifluoroethane		1.5	ug/L	
W-1807	1/5/21		Vinyl chloride	<	0.5	ug/L	
W-1807	1/5/21		cis-1,2-Dichloroethene	<	0.5	ug/L	
W-1807	1/5/21		trans-1,2-Dichloroethene	<	0.5	ug/L	
W-1807	4/7/21		1,1,1-Trichloroethane	<	0.5	ug/L	
W-1807	4/7/21		1,1,2-Trichloroethane	<	0.5	ug/L	
W-1807	4/7/21		1,1-Dichloroethane	<	0.5	ug/L	
W-1807	4/7/21		1,1-Dichloroethene		1	ug/L	
W-1807	4/7/21		1,2-Dichloroethane	<	0.5	ug/L	
W-1807	4/7/21		Bromodichloromethane	<	0.5	ug/L	
W-1807	4/7/21		Bromoform	<	0.5	ug/L	
W-1807	4/7/21		Carbon tetrachloride	<	0.5	ug/L	
W-1807	4/7/21		Chloroform		1.1	ug/L	
W-1807	4/7/21		Dibromochloromethane	<	0.5	ug/L	
W-1807	4/7/21		Tetrachloroethene		18	ug/L	
W-1807	4/7/21		Trichloroethene		4.2	ug/L	
W-1807	4/7/21		Trichlorofluoromethane	<	0.5	ug/L	
W-1807	4/7/21		Trichlorotrifluoroethane		1	ug/L	
W-1807	4/7/21		Vinyl chloride	<	0.5	ug/L	
W-1807	4/7/21		cis-1,2-Dichloroethene	<	0.5	ug/L	
W-1807	4/7/21		trans-1,2-Dichloroethene	<	0.5	ug/L	
W-1807	7/13/21		1,1,1-Trichloroethane	<	0.5	ug/L	
W-1807	7/13/21		1,1,2-Trichloroethane	<	0.5	ug/L	
W-1807	7/13/21		1,1-Dichloroethane	<	0.5	ug/L	
W-1807	7/13/21		1,1-Dichloroethene		1.2	ug/L	
W-1807	7/13/21		1,2-Dichloroethane	<	0.5	ug/L	
W-1807	7/13/21		Bromodichloromethane	<	0.5	ug/L	
W-1807	7/13/21		Bromoform	<	0.5	ug/L	
W-1807	7/13/21		Carbon tetrachloride	<	0.5	ug/L	
W-1807	7/13/21		Chloroform		1.5	ug/L	
W-1807	7/13/21		Dibromochloromethane	<	0.5	ug/L	
W-1807	7/13/21		Tetrachloroethene		23	ug/L	
W-1807	7/13/21		Trichloroethene		5.3	ug/L	
W-1807	7/13/21		Trichlorofluoromethane	<	0.5	ug/L	
W-1807	7/13/21		Trichlorotrifluoroethane		1.3	ug/L	
W-1807	7/13/21		Vinyl chloride	<	0.5	ug/L	
W-1807	7/13/21		cis-1,2-Dichloroethene		0.51	ug/L	
W-1807	7/13/21		trans-1,2-Dichloroethene	<	0.5	ug/L	
W-1807	10/5/21		1,1,1-Trichloroethane	<	0.5	ug/L	
W-1807	10/5/21		1,1,2-Trichloroethane	<	0.5	ug/L	
W-1807	10/5/21		1,1-Dichloroethane	<	0.5	ug/L	
W-1807	10/5/21		1,1-Dichloroethene		1.3	ug/L	
W-1807	10/5/21		1,2-Dichloroethane	<	0.5	ug/L	
W-1807	10/5/21		Bromodichloromethane	<	0.5	ug/L	
W-1807	10/5/21		Bromoform	<	0.5	ug/L	
W-1807	10/5/21		Carbon tetrachloride	<	0.5	ug/L	
W-1807	10/5/21		Chloroform		1.5	ug/L	
W-1807	10/5/21		Dibromochloromethane	<	0.5	ug/L	
W-1807	10/5/21		Tetrachloroethene		21	ug/L	
W-1807	10/5/21		Trichloroethene		5.3	ug/L	

Attachment 2. Table 1. Groundwater analytical data, Livermore Site, 2021.

Well	Date	Sample Type	Parameter	LOS Indicator	Result	Units	QA Flag
W-1807	10/5/21		Trichlorofluoromethane	<	0.5	ug/L	
W-1807	10/5/21		Trichlorotrifluoroethane		1.4	ug/L	
W-1807	10/5/21		Vinyl chloride	<	0.5	ug/L	
W-1807	10/5/21		cis-1,2-Dichloroethene		0.52	ug/L	
W-1807	10/5/21		trans-1,2-Dichloroethene	<	0.5	ug/L	
W-1901-1	5/11/21		1,1,1-Trichloroethane	<	0.5	ug/L	
W-1901-1	5/11/21		1,1,2-Trichloroethane	<	0.5	ug/L	
W-1901-1	5/11/21		1,1-Dichloroethane	<	0.5	ug/L	
W-1901-1	5/11/21		1,1-Dichloroethene	<	0.5	ug/L	
W-1901-1	5/11/21		1,2-Dichloroethane	<	0.5	ug/L	
W-1901-1	5/11/21		Bromodichloromethane	<	0.5	ug/L	
W-1901-1	5/11/21		Bromoform	<	0.5	ug/L	
W-1901-1	5/11/21		Carbon tetrachloride	<	0.5	ug/L	
W-1901-1	5/11/21		Chloroform		0.91	ug/L	
W-1901-1	5/11/21		Dibromochloromethane	<	0.5	ug/L	
W-1901-1	5/11/21		Tetrachloroethene		2	ug/L	
W-1901-1	5/11/21		Trichloroethene		5.7	ug/L	
W-1901-1	5/11/21		Trichlorofluoromethane	<	0.5	ug/L	
W-1901-1	5/11/21		Trichlorotrifluoroethane	<	0.5	ug/L	
W-1901-1	5/11/21		Vinyl chloride	<	0.5	ug/L	
W-1901-1	5/11/21		cis-1,2-Dichloroethene	<	0.5	ug/L	
W-1901-1	5/11/21		trans-1,2-Dichloroethene	<	0.5	ug/L	
W-1901-2	3/24/21		1,1,1-Trichloroethane	<	0.5	ug/L	
W-1901-2	3/24/21		1,1,2-Trichloroethane	<	0.5	ug/L	
W-1901-2	3/24/21		1,1-Dichloroethane	<	0.5	ug/L	
W-1901-2	3/24/21		1,1-Dichloroethene		2.8	ug/L	
W-1901-2	3/24/21		1,2-Dichloroethane	<	0.5	ug/L	
W-1901-2	3/24/21		Bromodichloromethane	<	0.5	ug/L	
W-1901-2	3/24/21		Bromoform	<	0.5	ug/L	
W-1901-2	3/24/21		Carbon tetrachloride	<	0.5	ug/L	
W-1901-2	3/24/21		Chloroform		1	ug/L	
W-1901-2	3/24/21		Dibromochloromethane	<	0.5	ug/L	
W-1901-2	3/24/21		Tetrachloroethene		7.2	ug/L	
W-1901-2	3/24/21		Trichloroethene		3.9	ug/L	
W-1901-2	3/24/21		Trichlorofluoromethane	<	0.5	ug/L	
W-1901-2	3/24/21		Trichlorotrifluoroethane	<	0.5	ug/L	
W-1901-2	3/24/21		Vinyl chloride	<	0.5	ug/L	
W-1901-2	3/24/21		cis-1,2-Dichloroethene	<	0.5	ug/L	
W-1901-2	3/24/21		trans-1,2-Dichloroethene	<	0.5	ug/L	
W-1901-2	5/11/21		1,1,1-Trichloroethane	<	0.5	ug/L	
W-1901-2	5/11/21		1,1,2-Trichloroethane	<	0.5	ug/L	
W-1901-2	5/11/21		1,1-Dichloroethane	<	0.5	ug/L	
W-1901-2	5/11/21		1,1-Dichloroethene		6.1	ug/L	
W-1901-2	5/11/21		1,2-Dichloroethane	<	0.5	ug/L	
W-1901-2	5/11/21		Bromodichloromethane	<	0.5	ug/L	
W-1901-2	5/11/21		Bromoform	<	0.5	ug/L	
W-1901-2	5/11/21		Carbon tetrachloride	<	0.5	ug/L	
W-1901-2	5/11/21		Chloroform		1	ug/L	
W-1901-2	5/11/21		Dibromochloromethane	<	0.5	ug/L	
W-1901-2	5/11/21		Tetrachloroethene		5.9	ug/L	
W-1901-2	5/11/21		Trichloroethene		5	ug/L	
W-1901-2	5/11/21		Trichlorofluoromethane	<	0.5	ug/L	
W-1901-2	5/11/21		Trichlorotrifluoroethane	<	0.5	ug/L	
W-1901-2	5/11/21		Vinyl chloride	<	0.5	ug/L	
W-1901-2	5/11/21		cis-1,2-Dichloroethene	<	0.5	ug/L	
W-1901-2	5/11/21		trans-1,2-Dichloroethene	<	0.5	ug/L	
W-1901-2	10/20/21		1,1,1-Trichloroethane	<	0.5	ug/L	
W-1901-2	10/20/21		1,1,2-Trichloroethane	<	0.5	ug/L	
W-1901-2	10/20/21		1,1-Dichloroethane	<	0.5	ug/L	
W-1901-2	10/20/21		1,1-Dichloroethene		8.5	ug/L	

Attachment 2. Table 1. Groundwater analytical data, Livermore Site, 2021.

Well	Date	Sample Type	Parameter	LOS Indicator	Result	Units	QA Flag
W-1901-2	10/20/21		1,2-Dichloroethane	<	0.5	ug/L	
W-1901-2	10/20/21		Bromodichloromethane	<	0.5	ug/L	
W-1901-2	10/20/21		Bromoform	<	0.5	ug/L	
W-1901-2	10/20/21		Carbon tetrachloride	<	0.5	ug/L	
W-1901-2	10/20/21		Chloroform		1.3	ug/L	
W-1901-2	10/20/21		Dibromochloromethane	<	0.5	ug/L	
W-1901-2	10/20/21		Tetrachloroethene		6.7	ug/L	
W-1901-2	10/20/21		Trichloroethene		7.6	ug/L	
W-1901-2	10/20/21		Trichlorofluoromethane	<	0.5	ug/L	
W-1901-2	10/20/21		Trichlorotrifluoroethane		0.54	ug/L	
W-1901-2	10/20/21		Vinyl chloride	<	0.5	ug/L	
W-1901-2	10/20/21		cis-1,2-Dichloroethene	<	0.5	ug/L	
W-1901-2	10/20/21		trans-1,2-Dichloroethene	<	0.5	ug/L	
W-1902	1/7/21		1,1,1-Trichloroethane	<	0.5	ug/L	
W-1902	1/7/21		1,1,2-Trichloroethane	<	0.5	ug/L	
W-1902	1/7/21		1,1-Dichloroethane	<	0.5	ug/L	
W-1902	1/7/21		1,1-Dichloroethene	<	0.5	ug/L	
W-1902	1/7/21		1,2-Dichloroethane	<	0.5	ug/L	
W-1902	1/7/21		Bromodichloromethane	<	0.5	ug/L	
W-1902	1/7/21		Bromoform	<	0.5	ug/L	
W-1902	1/7/21		Carbon tetrachloride	<	0.5	ug/L	
W-1902	1/7/21		Chloroform	<	0.5	ug/L	
W-1902	1/7/21		Dibromochloromethane	<	0.5	ug/L	
W-1902	1/7/21		Tetrachloroethene	<	0.5	ug/L	
W-1902	1/7/21		Trichloroethene	<	0.5	ug/L	
W-1902	1/7/21		Trichlorofluoromethane		0.94	ug/L	
W-1902	1/7/21		Trichlorotrifluoroethane	<	0.5	ug/L	
W-1902	1/7/21		Vinyl chloride	<	0.5	ug/L	
W-1902	1/7/21		cis-1,2-Dichloroethene	<	0.5	ug/L	
W-1902	1/7/21		trans-1,2-Dichloroethene	<	0.5	ug/L	
W-1902	5/12/21		1,1,1-Trichloroethane	<	0.5	ug/L	
W-1902	5/12/21		1,1,2-Trichloroethane	<	0.5	ug/L	
W-1902	5/12/21		1,1-Dichloroethane	<	0.5	ug/L	
W-1902	5/12/21		1,1-Dichloroethene	<	0.5	ug/L	
W-1902	5/12/21		1,2-Dichloroethane	<	0.5	ug/L	
W-1902	5/12/21		Bromodichloromethane	<	0.5	ug/L	
W-1902	5/12/21		Bromoform	<	0.5	ug/L	
W-1902	5/12/21		Carbon tetrachloride	<	0.5	ug/L	
W-1902	5/12/21		Chloroform		3	ug/L	
W-1902	5/12/21		Dibromochloromethane	<	0.5	ug/L	
W-1902	5/12/21		Tetrachloroethene	<	0.5	ug/L	
W-1902	5/12/21		Trichloroethene		1.8	ug/L	
W-1902	5/12/21		Trichlorofluoromethane		21	ug/L	
W-1902	5/12/21		Trichlorotrifluoroethane	<	0.5	ug/L	
W-1902	5/12/21		Vinyl chloride	<	0.5	ug/L	
W-1902	5/12/21		cis-1,2-Dichloroethene	<	0.5	ug/L	
W-1902	5/12/21		trans-1,2-Dichloroethene	<	0.5	ug/L	
W-1902	7/19/21		1,1,1-Trichloroethane	<	0.5	ug/L	
W-1902	7/19/21		1,1,2-Trichloroethane	<	0.5	ug/L	
W-1902	7/19/21		1,1-Dichloroethane	<	0.5	ug/L	
W-1902	7/19/21		1,1-Dichloroethene	<	0.5	ug/L	
W-1902	7/19/21		1,2-Dichloroethane	<	0.5	ug/L	
W-1902	7/19/21		Bromodichloromethane	<	0.5	ug/L	
W-1902	7/19/21		Bromoform	<	0.5	ug/L	
W-1902	7/19/21		Carbon tetrachloride	<	0.5	ug/L	
W-1902	7/19/21		Chloroform		3	ug/L	
W-1902	7/19/21		Dibromochloromethane	<	0.5	ug/L	
W-1902	7/19/21		Tetrachloroethene	<	0.5	ug/L	
W-1902	7/19/21		Trichloroethene		1.8	ug/L	
W-1902	7/19/21		Trichlorofluoromethane		22	ug/L	

Attachment 2. Table 1. Groundwater analytical data, Livermore Site, 2021.

Well	Date	Sample Type	Parameter	LOS Indicator	Result	Units	QA Flag
W-1902	7/19/21		Trichlorotrifluoroethane	<	0.5	ug/L	
W-1902	7/19/21		Vinyl chloride	<	0.5	ug/L	
W-1902	7/19/21		cis-1,2-Dichloroethene	<	0.5	ug/L	
W-1902	7/19/21		trans-1,2-Dichloroethene	<	0.5	ug/L	
W-1902	11/9/21		1,1,1-Trichloroethane	<	0.5	ug/L	
W-1902	11/9/21		1,1,2-Trichloroethane	<	0.5	ug/L	
W-1902	11/9/21		1,1-Dichloroethane	<	0.5	ug/L	
W-1902	11/9/21		1,1-Dichloroethene	<	0.5	ug/L	
W-1902	11/9/21		1,2-Dichloroethane	<	0.5	ug/L	
W-1902	11/9/21		Bromodichloromethane	<	0.5	ug/L	
W-1902	11/9/21		Bromoform	<	0.5	ug/L	
W-1902	11/9/21		Carbon tetrachloride	<	0.5	ug/L	
W-1902	11/9/21		Chloroform		3.2	ug/L	
W-1902	11/9/21		Dibromochloromethane	<	0.5	ug/L	
W-1902	11/9/21		Tetrachloroethene	<	0.5	ug/L	
W-1902	11/9/21		Trichloroethene		1.4	ug/L	
W-1902	11/9/21		Trichlorofluoromethane		24	ug/L	
W-1902	11/9/21		Trichlorotrifluoroethane	<	0.5	ug/L	
W-1902	11/9/21		Vinyl chloride	<	0.5	ug/L	
W-1902	11/9/21		cis-1,2-Dichloroethene	<	0.5	ug/L	
W-1902	11/9/21		trans-1,2-Dichloroethene	<	0.5	ug/L	
W-1903	3/11/21		1,1,1-Trichloroethane	<	0.5	ug/L	
W-1903	3/11/21		1,1,2-Trichloroethane	<	0.5	ug/L	
W-1903	3/11/21		1,1-Dichloroethane	<	0.5	ug/L	
W-1903	3/11/21		1,1-Dichloroethene		0.6	ug/L	
W-1903	3/11/21		1,2-Dichloroethane	<	0.5	ug/L	
W-1903	3/11/21		Bromodichloromethane	<	0.5	ug/L	
W-1903	3/11/21		Bromoform	<	0.5	ug/L	
W-1903	3/11/21		Carbon tetrachloride	<	0.5	ug/L	
W-1903	3/11/21		Chloroform	<	0.5	ug/L	
W-1903	3/11/21		Dibromochloromethane	<	0.5	ug/L	
W-1903	3/11/21		Tetrachloroethene		3.4	ug/L	
W-1903	3/11/21		Trichloroethene		5.6	ug/L	
W-1903	3/11/21		Trichlorofluoromethane	<	0.5	ug/L	
W-1903	3/11/21		Trichlorotrifluoroethane	<	0.5	ug/L	
W-1903	3/11/21		Vinyl chloride	<	0.5	ug/L	
W-1903	3/11/21		cis-1,2-Dichloroethene	<	0.5	ug/L	
W-1903	3/11/21		trans-1,2-Dichloroethene	<	0.5	ug/L	
W-1903	12/15/21		1,1,1-Trichloroethane	<	0.5	ug/L	
W-1903	12/15/21		1,1,2-Trichloroethane	<	0.5	ug/L	
W-1903	12/15/21		1,1-Dichloroethane	<	0.5	ug/L	
W-1903	12/15/21		1,1-Dichloroethene		2.1	ug/L	
W-1903	12/15/21		1,2-Dichloroethane	<	0.5	ug/L	
W-1903	12/15/21		Bromodichloromethane	<	0.5	ug/L	
W-1903	12/15/21		Bromoform	<	0.5	ug/L	
W-1903	12/15/21		Carbon tetrachloride	<	0.5	ug/L	
W-1903	12/15/21		Chloroform	<	0.5	ug/L	
W-1903	12/15/21		Dibromochloromethane	<	0.5	ug/L	
W-1903	12/15/21		Tetrachloroethene		8.2	ug/L	
W-1903	12/15/21		Trichloroethene		11	ug/L	
W-1903	12/15/21		Trichlorofluoromethane	<	0.5	ug/L	
W-1903	12/15/21		Trichlorotrifluoroethane	<	0.5	ug/L	
W-1903	12/15/21		Vinyl chloride	<	0.5	ug/L	
W-1903	12/15/21		cis-1,2-Dichloroethene	<	0.5	ug/L	
W-1903	12/15/21		trans-1,2-Dichloroethene	<	0.5	ug/L	
W-1904	1/5/21		1,1,1-Trichloroethane	<	0.5	ug/L	
W-1904	1/5/21		1,1,2-Trichloroethane	<	0.5	ug/L	
W-1904	1/5/21		1,1-Dichloroethane	<	0.5	ug/L	
W-1904	1/5/21		1,1-Dichloroethene		1.2	ug/L	
W-1904	1/5/21		1,2-Dichloroethane	<	0.5	ug/L	

Attachment 2. Table 1. Groundwater analytical data, Livermore Site, 2021.

Well	Date	Sample Type	Parameter	LOS Indicator	Result	Units	QA Flag
W-1904	1/5/21		Bromodichloromethane	<	0.5	ug/L	
W-1904	1/5/21		Bromoform	<	0.5	ug/L	
W-1904	1/5/21		Carbon tetrachloride	<	0.5	ug/L	
W-1904	1/5/21		Chloroform	<	0.5	ug/L	
W-1904	1/5/21		Dibromochloromethane	<	0.5	ug/L	
W-1904	1/5/21		Tetrachloroethene		14	ug/L	
W-1904	1/5/21		Trichloroethene		4.7	ug/L	
W-1904	1/5/21		Trichlorofluoromethane	<	0.5	ug/L	
W-1904	1/5/21		Trichlorotrifluoroethane	<	0.5	ug/L	
W-1904	1/5/21		Vinyl chloride	<	0.5	ug/L	
W-1904	1/5/21		cis-1,2-Dichloroethene	<	0.5	ug/L	
W-1904	1/5/21		trans-1,2-Dichloroethene	<	0.5	ug/L	
W-1904	4/8/21		1,1,1-Trichloroethane	<	0.5	ug/L	
W-1904	4/8/21		1,1,2-Trichloroethane	<	0.5	ug/L	
W-1904	4/8/21		1,1-Dichloroethane	<	0.5	ug/L	
W-1904	4/8/21		1,1-Dichloroethene		1.4	ug/L	
W-1904	4/8/21		1,2-Dichloroethane	<	0.5	ug/L	
W-1904	4/8/21		Bromodichloromethane	<	0.5	ug/L	
W-1904	4/8/21		Bromoform	<	0.5	ug/L	
W-1904	4/8/21		Carbon tetrachloride	<	0.5	ug/L	
W-1904	4/8/21		Chloroform	<	0.5	ug/L	
W-1904	4/8/21		Dibromochloromethane	<	0.5	ug/L	
W-1904	4/8/21		Tetrachloroethene		18	ug/L	
W-1904	4/8/21		Trichloroethene		5.9	ug/L	
W-1904	4/8/21		Trichlorofluoromethane	<	0.5	ug/L	
W-1904	4/8/21		Trichlorotrifluoroethane	<	0.5	ug/L	
W-1904	4/8/21		Vinyl chloride	<	0.5	ug/L	
W-1904	4/8/21		cis-1,2-Dichloroethene	<	0.5	ug/L	
W-1904	4/8/21		trans-1,2-Dichloroethene	<	0.5	ug/L	
W-1904	7/13/21		1,1,1-Trichloroethane	<	0.5	ug/L	
W-1904	7/13/21		1,1,2-Trichloroethane	<	0.5	ug/L	
W-1904	7/13/21		1,1-Dichloroethane	<	0.5	ug/L	
W-1904	7/13/21		1,1-Dichloroethene		1.1	ug/L	
W-1904	7/13/21		1,2-Dichloroethane	<	0.5	ug/L	
W-1904	7/13/21		Bromodichloromethane	<	0.5	ug/L	
W-1904	7/13/21		Bromoform	<	0.5	ug/L	
W-1904	7/13/21		Carbon tetrachloride	<	0.5	ug/L	
W-1904	7/13/21		Chloroform	<	0.5	ug/L	
W-1904	7/13/21		Dibromochloromethane	<	0.5	ug/L	
W-1904	7/13/21		Tetrachloroethene		14	ug/L	
W-1904	7/13/21		Trichloroethene		4.6	ug/L	
W-1904	7/13/21		Trichlorofluoromethane	<	0.5	ug/L	
W-1904	7/13/21		Trichlorotrifluoroethane	<	0.5	ug/L	
W-1904	7/13/21		Vinyl chloride	<	0.5	ug/L	
W-1904	7/13/21		cis-1,2-Dichloroethene	<	0.5	ug/L	
W-1904	7/13/21		trans-1,2-Dichloroethene	<	0.5	ug/L	
W-1904	10/5/21		1,1,1-Trichloroethane	<	0.5	ug/L	
W-1904	10/5/21		1,1,2-Trichloroethane	<	0.5	ug/L	
W-1904	10/5/21		1,1-Dichloroethane	<	0.5	ug/L	
W-1904	10/5/21		1,1-Dichloroethene		1.4	ug/L	
W-1904	10/5/21		1,2-Dichloroethane	<	0.5	ug/L	
W-1904	10/5/21		Bromodichloromethane	<	0.5	ug/L	
W-1904	10/5/21		Bromoform	<	0.5	ug/L	
W-1904	10/5/21		Carbon tetrachloride	<	0.5	ug/L	
W-1904	10/5/21		Chloroform	<	0.5	ug/L	
W-1904	10/5/21		Dibromochloromethane	<	0.5	ug/L	
W-1904	10/5/21		Tetrachloroethene		18	ug/L	
W-1904	10/5/21		Trichloroethene		5.7	ug/L	
W-1904	10/5/21		Trichlorofluoromethane	<	0.5	ug/L	
W-1904	10/5/21		Trichlorotrifluoroethane	<	0.5	ug/L	

Attachment 2. Table 1. Groundwater analytical data, Livermore Site, 2021.

Well	Date	Sample Type	Parameter	LOS Indicator	Result	Units	QA Flag
W-1904	10/5/21		Vinyl chloride	<	0.5	ug/L	
W-1904	10/5/21		cis-1,2-Dichloroethene	<	0.5	ug/L	
W-1904	10/5/21		trans-1,2-Dichloroethene	<	0.5	ug/L	
W-1905-1	3/10/21		1,1,1-Trichloroethane	<	0.5	ug/L	
W-1905-1	3/10/21		1,1,2-Trichloroethane	<	0.5	ug/L	
W-1905-1	3/10/21		1,1-Dichloroethane		2	ug/L	
W-1905-1	3/10/21		1,1-Dichloroethene		26	ug/L	
W-1905-1	3/10/21		1,2-Dichloroethane		5	ug/L	
W-1905-1	3/10/21		Bromodichloromethane	<	0.5	ug/L	
W-1905-1	3/10/21		Bromoform	<	0.5	ug/L	
W-1905-1	3/10/21		Carbon tetrachloride	<	0.5	ug/L	
W-1905-1	3/10/21		Chloroform		1.5	ug/L	
W-1905-1	3/10/21		Dibromochloromethane	<	0.5	ug/L	
W-1905-1	3/10/21		Tetrachloroethene		31	ug/L	
W-1905-1	3/10/21		Trichloroethene		360	ug/L	D
W-1905-1	3/10/21		Trichlorofluoromethane	<	0.5	ug/L	
W-1905-1	3/10/21		Trichlorotrifluoroethane	<	0.5	ug/L	
W-1905-1	3/10/21		Vinyl chloride	<	0.5	ug/L	
W-1905-1	3/10/21		cis-1,2-Dichloroethene		2.4	ug/L	
W-1905-1	3/10/21		trans-1,2-Dichloroethene	<	0.5	ug/L	
W-1905-2	3/10/21		1,1,1-Trichloroethane	<	0.5	ug/L	
W-1905-2	3/10/21		1,1,2-Trichloroethane	<	0.5	ug/L	
W-1905-2	3/10/21		1,1-Dichloroethane	<	0.5	ug/L	
W-1905-2	3/10/21		1,1-Dichloroethene		1.5	ug/L	
W-1905-2	3/10/21		1,2-Dichloroethane	<	0.5	ug/L	
W-1905-2	3/10/21		Bromodichloromethane	<	0.5	ug/L	
W-1905-2	3/10/21		Bromoform	<	0.5	ug/L	
W-1905-2	3/10/21		Carbon tetrachloride	<	0.5	ug/L	
W-1905-2	3/10/21		Chloroform		0.66	ug/L	
W-1905-2	3/10/21		Dibromochloromethane	<	0.5	ug/L	
W-1905-2	3/10/21		Tetrachloroethene		5.9	ug/L	
W-1905-2	3/10/21		Trichloroethene		20	ug/L	
W-1905-2	3/10/21		Trichlorofluoromethane	<	0.5	ug/L	
W-1905-2	3/10/21		Trichlorotrifluoroethane	<	0.5	ug/L	
W-1905-2	3/10/21		Vinyl chloride	<	0.5	ug/L	
W-1905-2	3/10/21		cis-1,2-Dichloroethene	<	0.5	ug/L	
W-1905-2	3/10/21		trans-1,2-Dichloroethene	<	0.5	ug/L	
W-1909	3/11/21		1,1,1-Trichloroethane	<	0.5	ug/L	
W-1909	3/11/21		1,1,2-Trichloroethane	<	0.5	ug/L	
W-1909	3/11/21		1,1-Dichloroethane	<	0.5	ug/L	
W-1909	3/11/21		1,1-Dichloroethene		3.3	ug/L	
W-1909	3/11/21		1,2-Dichloroethane	<	0.5	ug/L	
W-1909	3/11/21		Bromodichloromethane	<	0.5	ug/L	
W-1909	3/11/21		Bromoform	<	0.5	ug/L	
W-1909	3/11/21		Carbon tetrachloride	<	0.5	ug/L	
W-1909	3/11/21		Chloroform	<	0.5	ug/L	
W-1909	3/11/21		Dibromochloromethane	<	0.5	ug/L	
W-1909	3/11/21		Tetrachloroethene		7.5	ug/L	
W-1909	3/11/21		Trichloroethene		15	ug/L	
W-1909	3/11/21		Trichlorofluoromethane	<	0.5	ug/L	
W-1909	3/11/21		Trichlorotrifluoroethane		0.56	ug/L	
W-1909	3/11/21		Vinyl chloride	<	0.5	ug/L	
W-1909	3/11/21		cis-1,2-Dichloroethene	<	0.5	ug/L	
W-1909	3/11/21		trans-1,2-Dichloroethene	<	0.5	ug/L	
W-2005	1/5/21		1,1,1-Trichloroethane	<	0.5	ug/L	
W-2005	1/5/21		1,1,2-Trichloroethane	<	0.5	ug/L	
W-2005	1/5/21		1,1-Dichloroethane	<	0.5	ug/L	
W-2005	1/5/21		1,1-Dichloroethene		11	ug/L	
W-2005	1/5/21		1,2-Dichloroethane		0.98	ug/L	
W-2005	1/5/21		Bromodichloromethane	<	0.5	ug/L	

Attachment 2. Table 1. Groundwater analytical data, Livermore Site, 2021.

Well	Date	Sample Type	Parameter	LOS Indicator	Result	Units	QA Flag
W-2005	1/5/21		Bromoform	<	0.5	ug/L	
W-2005	1/5/21		Carbon tetrachloride	<	0.5	ug/L	
W-2005	1/5/21		Chloroform		1.1	ug/L	
W-2005	1/5/21		Dibromochloromethane	<	0.5	ug/L	
W-2005	1/5/21		Tetrachloroethene		23	ug/L	
W-2005	1/5/21		Trichloroethene		58	ug/L	
W-2005	1/5/21		Trichlorofluoromethane	<	0.5	ug/L	
W-2005	1/5/21		Trichlorotrifluoroethane	<	0.5	ug/L	
W-2005	1/5/21		Vinyl chloride	<	0.5	ug/L	
W-2005	1/5/21		cis-1,2-Dichloroethene	<	0.5	ug/L	
W-2005	1/5/21		trans-1,2-Dichloroethene	<	0.5	ug/L	
W-2005	4/8/21		1,1,1-Trichloroethane	<	0.5	ug/L	
W-2005	4/8/21		1,1,2-Trichloroethane	<	0.5	ug/L	
W-2005	4/8/21		1,1-Dichloroethane	<	0.5	ug/L	
W-2005	4/8/21		1,1-Dichloroethene		3.5	ug/L	
W-2005	4/8/21		1,2-Dichloroethane	<	0.5	ug/L	
W-2005	4/8/21		Bromodichloromethane	<	0.5	ug/L	
W-2005	4/8/21		Bromoform	<	0.5	ug/L	
W-2005	4/8/21		Carbon tetrachloride	<	0.5	ug/L	
W-2005	4/8/21		Chloroform		0.83	ug/L	
W-2005	4/8/21		Dibromochloromethane	<	0.5	ug/L	
W-2005	4/8/21		Tetrachloroethene		9.6	ug/L	
W-2005	4/8/21		Trichloroethene		16	ug/L	
W-2005	4/8/21		Trichlorofluoromethane	<	0.5	ug/L	
W-2005	4/8/21		Trichlorotrifluoroethane	<	0.5	ug/L	
W-2005	4/8/21		Vinyl chloride	<	0.5	ug/L	
W-2005	4/8/21		cis-1,2-Dichloroethene	<	0.5	ug/L	
W-2005	4/8/21		trans-1,2-Dichloroethene	<	0.5	ug/L	
W-2005	7/13/21		1,1,1-Trichloroethane	<	0.5	ug/L	
W-2005	7/13/21		1,1,2-Trichloroethane	<	0.5	ug/L	
W-2005	7/13/21		1,1-Dichloroethane	<	0.5	ug/L	
W-2005	7/13/21		1,1-Dichloroethene		4.2	ug/L	
W-2005	7/13/21		1,2-Dichloroethane	<	0.5	ug/L	
W-2005	7/13/21		Bromodichloromethane	<	0.5	ug/L	
W-2005	7/13/21		Bromoform	<	0.5	ug/L	
W-2005	7/13/21		Carbon tetrachloride	<	0.5	ug/L	
W-2005	7/13/21		Chloroform		0.8	ug/L	
W-2005	7/13/21		Dibromochloromethane	<	0.5	ug/L	
W-2005	7/13/21		Tetrachloroethene		14	ug/L	
W-2005	7/13/21		Trichloroethene		22	ug/L	
W-2005	7/13/21		Trichlorofluoromethane	<	0.5	ug/L	
W-2005	7/13/21		Trichlorotrifluoroethane	<	0.5	ug/L	
W-2005	7/13/21		Vinyl chloride	<	0.5	ug/L	
W-2005	7/13/21		cis-1,2-Dichloroethene	<	0.5	ug/L	
W-2005	7/13/21		trans-1,2-Dichloroethene	<	0.5	ug/L	
W-2005	7/19/21		Tritium		176	pCi/L	
W-2005	10/5/21		1,1,1-Trichloroethane	<	0.5	ug/L	
W-2005	10/5/21		1,1,2-Trichloroethane	<	0.5	ug/L	
W-2005	10/5/21		1,1-Dichloroethane	<	0.5	ug/L	
W-2005	10/5/21		1,1-Dichloroethene		9.2	ug/L	
W-2005	10/5/21		1,2-Dichloroethane		0.79	ug/L	
W-2005	10/5/21		Bromodichloromethane	<	0.5	ug/L	
W-2005	10/5/21		Bromoform	<	0.5	ug/L	
W-2005	10/5/21		Carbon tetrachloride	<	0.5	ug/L	
W-2005	10/5/21		Chloroform		0.84	ug/L	
W-2005	10/5/21		Dibromochloromethane	<	0.5	ug/L	
W-2005	10/5/21		Tetrachloroethene		24	ug/L	
W-2005	10/5/21		Trichloroethene		49	ug/L	
W-2005	10/5/21		Trichlorofluoromethane	<	0.5	ug/L	
W-2005	10/5/21		Trichlorotrifluoroethane	<	0.5	ug/L	

Attachment 2. Table 1. Groundwater analytical data, Livermore Site, 2021.

Well	Date	Sample Type	Parameter	LOS Indicator	Result	Units	QA Flag
W-2005	10/5/21		Vinyl chloride	<	0.5	ug/L	
W-2005	10/5/21		cis-1,2-Dichloroethene	<	0.5	ug/L	
W-2005	10/5/21		trans-1,2-Dichloroethene	<	0.5	ug/L	
W-2006	1/14/21		1,1,1-Trichloroethane	<	0.5	ug/L	
W-2006	1/14/21		1,1,2-Trichloroethane	<	0.5	ug/L	
W-2006	1/14/21		1,1-Dichloroethane		1.9	ug/L	
W-2006	1/14/21		1,1-Dichloroethene		73	ug/L	
W-2006	1/14/21		1,2-Dichloroethane		5.7	ug/L	
W-2006	1/14/21		Bromodichloromethane	<	0.5	ug/L	
W-2006	1/14/21		Bromoform	<	0.5	ug/L	
W-2006	1/14/21		Carbon tetrachloride		0.94	ug/L	
W-2006	1/14/21		Chloroform		1.5	ug/L	
W-2006	1/14/21		Dibromochloromethane	<	0.5	ug/L	
W-2006	1/14/21		Tetrachloroethene		56	ug/L	
W-2006	1/14/21		Trichloroethene		430	ug/L	D
W-2006	1/14/21		Trichlorofluoromethane	<	0.5	ug/L	
W-2006	1/14/21		Trichlorotrifluoroethane	<	0.5	ug/L	
W-2006	1/14/21		Vinyl chloride	<	0.5	ug/L	
W-2006	1/14/21		cis-1,2-Dichloroethene		1.1	ug/L	
W-2006	1/14/21		trans-1,2-Dichloroethene	<	0.5	ug/L	
W-2006	5/13/21		1,1,1-Trichloroethane	<	0.5	ug/L	
W-2006	5/13/21		1,1,2-Trichloroethane	<	0.5	ug/L	
W-2006	5/13/21		1,1-Dichloroethane		1.6	ug/L	
W-2006	5/13/21		1,1-Dichloroethene		59	ug/L	
W-2006	5/13/21		1,2-Dichloroethane		4.8	ug/L	
W-2006	5/13/21		Bromodichloromethane	<	0.5	ug/L	
W-2006	5/13/21		Bromoform	<	0.5	ug/L	
W-2006	5/13/21		Carbon tetrachloride		0.73	ug/L	
W-2006	5/13/21		Chloroform		1.2	ug/L	
W-2006	5/13/21		Dibromochloromethane	<	0.5	ug/L	
W-2006	5/13/21		Tetrachloroethene		47	ug/L	L
W-2006	5/13/21		Trichloroethene		310	ug/L	D
W-2006	5/13/21		Trichlorofluoromethane	<	0.5	ug/L	
W-2006	5/13/21		Trichlorotrifluoroethane	<	0.5	ug/L	
W-2006	5/13/21		Vinyl chloride	<	0.5	ug/L	
W-2006	5/13/21		cis-1,2-Dichloroethene		0.85	ug/L	
W-2006	5/13/21		trans-1,2-Dichloroethene	<	0.5	ug/L	
W-2006	7/12/21		1,1,1-Trichloroethane	<	0.5	ug/L	
W-2006	7/12/21		1,1,2-Trichloroethane	<	0.5	ug/L	
W-2006	7/12/21		1,1-Dichloroethane		1.8	ug/L	
W-2006	7/12/21		1,1-Dichloroethene		63	ug/L	
W-2006	7/12/21		1,2-Dichloroethane		5.4	ug/L	
W-2006	7/12/21		Bromodichloromethane	<	0.5	ug/L	
W-2006	7/12/21		Bromoform	<	0.5	ug/L	
W-2006	7/12/21		Carbon tetrachloride		0.75	ug/L	
W-2006	7/12/21		Chloroform		1.3	ug/L	
W-2006	7/12/21		Dibromochloromethane	<	0.5	ug/L	
W-2006	7/12/21		Tetrachloroethene		57	ug/L	
W-2006	7/12/21		Trichloroethene		370	ug/L	D
W-2006	7/12/21		Trichlorofluoromethane	<	0.5	ug/L	
W-2006	7/12/21		Trichlorotrifluoroethane	<	0.5	ug/L	
W-2006	7/12/21		Vinyl chloride	<	0.5	ug/L	
W-2006	7/12/21		cis-1,2-Dichloroethene		0.88	ug/L	
W-2006	7/12/21		trans-1,2-Dichloroethene	<	0.5	ug/L	
W-2006	10/4/21		1,1,1-Trichloroethane	<	0.5	ug/L	
W-2006	10/4/21		1,1,2-Trichloroethane	<	0.5	ug/L	
W-2006	10/4/21		1,1-Dichloroethane		2.5	ug/L	
W-2006	10/4/21		1,1-Dichloroethene		85	ug/L	
W-2006	10/4/21		1,2-Dichloroethane		7.1	ug/L	
W-2006	10/4/21		Bromodichloromethane	<	0.5	ug/L	

Attachment 2. Table 1. Groundwater analytical data, Livermore Site, 2021.

Well	Date	Sample Type	Parameter	LOS Indicator	Result	Units	QA Flag
W-2006	10/4/21		Bromoform	<	0.5	ug/L	
W-2006	10/4/21		Carbon tetrachloride		0.96	ug/L	
W-2006	10/4/21		Chloroform		1.6	ug/L	
W-2006	10/4/21		Dibromochloromethane	<	0.5	ug/L	
W-2006	10/4/21		Tetrachloroethene		80	ug/L	
W-2006	10/4/21		Trichloroethene		450	ug/L	D
W-2006	10/4/21		Trichlorofluoromethane	<	0.5	ug/L	
W-2006	10/4/21		Trichlorotrifluoroethane	<	0.5	ug/L	
W-2006	10/4/21		Vinyl chloride	<	0.5	ug/L	
W-2006	10/4/21		cis-1,2-Dichloroethene		1.2	ug/L	
W-2006	10/4/21		trans-1,2-Dichloroethene	<	0.5	ug/L	
W-201	8/31/21		1,1,1-Trichloroethane	<	0.5	ug/L	H
W-201	8/31/21		1,1,2-Trichloroethane	<	0.5	ug/L	H
W-201	8/31/21		1,1-Dichloroethane	<	0.5	ug/L	H
W-201	8/31/21		1,1-Dichloroethene		0.54	ug/L	H
W-201	8/31/21		1,2-Dichloroethane	<	0.5	ug/L	H
W-201	8/31/21		Bromodichloromethane	<	0.5	ug/L	H
W-201	8/31/21		Bromoform	<	0.5	ug/L	H
W-201	8/31/21		Carbon tetrachloride	<	0.5	ug/L	H
W-201	8/31/21		Chloroform		1.8	ug/L	H
W-201	8/31/21		Dibromochloromethane	<	0.5	ug/L	H
W-201	8/31/21		Tetrachloroethene	<	0.5	ug/L	H
W-201	8/31/21		Trichloroethene	<	0.5	ug/L	H
W-201	8/31/21		Trichlorofluoromethane	<	0.5	ug/L	H
W-201	8/31/21		Trichlorotrifluoroethane	<	0.5	ug/L	H
W-201	8/31/21		Vinyl chloride	<	0.5	ug/L	H
W-201	8/31/21		cis-1,2-Dichloroethene	<	0.5	ug/L	H
W-201	8/31/21		trans-1,2-Dichloroethene	<	0.5	ug/L	H
W-2011	1/12/21		1,1,1-Trichloroethane	<	0.5	ug/L	
W-2011	1/12/21		1,1,2-Trichloroethane	<	0.5	ug/L	
W-2011	1/12/21		1,1-Dichloroethane	<	0.5	ug/L	
W-2011	1/12/21		1,1-Dichloroethene	<	0.5	ug/L	
W-2011	1/12/21		1,2-Dichloroethane	<	0.5	ug/L	
W-2011	1/12/21		Bromodichloromethane	<	0.5	ug/L	
W-2011	1/12/21		Bromoform	<	0.5	ug/L	
W-2011	1/12/21		Carbon tetrachloride	<	0.5	ug/L	
W-2011	1/12/21		Chloroform	<	0.5	ug/L	
W-2011	1/12/21		Dibromochloromethane	<	0.5	ug/L	
W-2011	1/12/21		Tetrachloroethene	<	0.5	ug/L	
W-2011	1/12/21		Trichloroethene		9.4	ug/L	
W-2011	1/12/21		Trichlorofluoromethane	<	0.5	ug/L	
W-2011	1/12/21		Trichlorotrifluoroethane	<	0.5	ug/L	
W-2011	1/12/21		Vinyl chloride	<	0.5	ug/L	
W-2011	1/12/21		cis-1,2-Dichloroethene	<	0.5	ug/L	
W-2011	1/12/21		trans-1,2-Dichloroethene	<	0.5	ug/L	
W-2011	4/8/21		1,1,1-Trichloroethane	<	0.5	ug/L	
W-2011	4/8/21		1,1,2-Trichloroethane	<	0.5	ug/L	
W-2011	4/8/21		1,1-Dichloroethane	<	0.5	ug/L	
W-2011	4/8/21		1,1-Dichloroethene	<	0.5	ug/L	
W-2011	4/8/21		1,2-Dichloroethane	<	0.5	ug/L	
W-2011	4/8/21		Bromodichloromethane	<	0.5	ug/L	
W-2011	4/8/21		Bromoform	<	0.5	ug/L	
W-2011	4/8/21		Carbon tetrachloride	<	0.5	ug/L	
W-2011	4/8/21		Chloroform	<	0.5	ug/L	
W-2011	4/8/21		Dibromochloromethane	<	0.5	ug/L	
W-2011	4/8/21		Tetrachloroethene	<	0.5	ug/L	
W-2011	4/8/21		Trichloroethene		8.6	ug/L	
W-2011	4/8/21		Trichlorofluoromethane	<	0.5	ug/L	
W-2011	4/8/21		Trichlorotrifluoroethane	<	0.5	ug/L	
W-2011	4/8/21		Vinyl chloride	<	0.5	ug/L	

Attachment 2. Table 1. Groundwater analytical data, Livermore Site, 2021.

Well	Date	Sample Type	Parameter	LOS Indicator	Result	Units	QA Flag
W-2011	4/8/21		cis-1,2-Dichloroethene	<	0.5	ug/L	
W-2011	4/8/21		trans-1,2-Dichloroethene	<	0.5	ug/L	
W-2011	7/13/21		1,1,1-Trichloroethane	<	0.5	ug/L	
W-2011	7/13/21		1,1,2-Trichloroethane	<	0.5	ug/L	
W-2011	7/13/21		1,1-Dichloroethane	<	0.5	ug/L	
W-2011	7/13/21		1,1-Dichloroethene	<	0.5	ug/L	
W-2011	7/13/21		1,2-Dichloroethane	<	0.5	ug/L	
W-2011	7/13/21		Bromodichloromethane	<	0.5	ug/L	
W-2011	7/13/21		Bromoform	<	0.5	ug/L	
W-2011	7/13/21		Carbon tetrachloride	<	0.5	ug/L	
W-2011	7/13/21		Chloroform	<	0.5	ug/L	
W-2011	7/13/21		Dibromochloromethane	<	0.5	ug/L	
W-2011	7/13/21		Tetrachloroethene	<	0.5	ug/L	
W-2011	7/13/21		Trichloroethene		8.2	ug/L	
W-2011	7/13/21		Trichlorofluoromethane	<	0.5	ug/L	
W-2011	7/13/21		Trichlorotrifluoroethane	<	0.5	ug/L	
W-2011	7/13/21		Vinyl chloride	<	0.5	ug/L	
W-2011	7/13/21		cis-1,2-Dichloroethene	<	0.5	ug/L	
W-2011	7/13/21		trans-1,2-Dichloroethene	<	0.5	ug/L	
W-2011	10/5/21		1,1,1-Trichloroethane	<	0.5	ug/L	
W-2011	10/5/21		1,1,2-Trichloroethane	<	0.5	ug/L	
W-2011	10/5/21		1,1-Dichloroethane	<	0.5	ug/L	
W-2011	10/5/21		1,1-Dichloroethene	<	0.5	ug/L	
W-2011	10/5/21		1,2-Dichloroethane	<	0.5	ug/L	
W-2011	10/5/21		Bromodichloromethane	<	0.5	ug/L	
W-2011	10/5/21		Bromoform	<	0.5	ug/L	
W-2011	10/5/21		Carbon tetrachloride	<	0.5	ug/L	
W-2011	10/5/21		Chloroform	<	0.5	ug/L	
W-2011	10/5/21		Dibromochloromethane	<	0.5	ug/L	
W-2011	10/5/21		Tetrachloroethene	<	0.5	ug/L	
W-2011	10/5/21		Trichloroethene		7.7	ug/L	
W-2011	10/5/21		Trichlorofluoromethane	<	0.5	ug/L	
W-2011	10/5/21		Trichlorotrifluoroethane	<	0.5	ug/L	
W-2011	10/5/21		Vinyl chloride	<	0.5	ug/L	
W-2011	10/5/21		cis-1,2-Dichloroethene	<	0.5	ug/L	
W-2011	10/5/21		trans-1,2-Dichloroethene	<	0.5	ug/L	
W-204	1/20/21		Lead	<	0.05	mg/L	B
W-204	1/20/21		Tritium		359	pCi/L	
W-204	4/20/21		1,1,1-Trichloroethane	<	0.5	ug/L	
W-204	4/20/21		1,1,2-Trichloroethane	<	0.5	ug/L	
W-204	4/20/21		1,1-Dichloroethane		0.5	ug/L	
W-204	4/20/21		1,1-Dichloroethene		1.4	ug/L	
W-204	4/20/21		1,2-Dichloroethane	<	0.5	ug/L	
W-204	4/20/21		Bromodichloromethane	<	0.5	ug/L	
W-204	4/20/21		Bromoform	<	0.5	ug/L	
W-204	4/20/21		Carbon tetrachloride		1.8	ug/L	
W-204	4/20/21		Chloroform		14	ug/L	
W-204	4/20/21		Dibromochloromethane	<	0.5	ug/L	
W-204	4/20/21		Tetrachloroethene		2.4	ug/L	
W-204	4/20/21		Trichloroethene		52	ug/L	
W-204	4/20/21		Trichlorofluoromethane	<	0.5	ug/L	
W-204	4/20/21		Trichlorotrifluoroethane		33	ug/L	
W-204	4/20/21		Vinyl chloride	<	0.5	ug/L	
W-204	4/20/21		cis-1,2-Dichloroethene	<	0.5	ug/L	
W-204	4/20/21		trans-1,2-Dichloroethene	<	0.5	ug/L	
W-204	4/20/21	DUP	1,1,1-Trichloroethane	<	0.5	ug/L	
W-204	4/20/21	DUP	1,1,2-Trichloroethane	<	0.5	ug/L	
W-204	4/20/21	DUP	1,1-Dichloroethane		0.5	ug/L	
W-204	4/20/21	DUP	1,1-Dichloroethene		1.4	ug/L	
W-204	4/20/21	DUP	1,2-Dichloroethane	<	0.5	ug/L	

Attachment 2. Table 1. Groundwater analytical data, Livermore Site, 2021.

Well	Date	Sample Type	Parameter	LOS Indicator	Result	Units	QA Flag
W-204	4/20/21	DUP	Bromodichloromethane	<	0.5	ug/L	
W-204	4/20/21	DUP	Bromoform	<	0.5	ug/L	
W-204	4/20/21	DUP	Carbon tetrachloride		1.5	ug/L	
W-204	4/20/21	DUP	Chloroform		14	ug/L	
W-204	4/20/21	DUP	Dibromochloromethane	<	0.5	ug/L	
W-204	4/20/21	DUP	Tetrachloroethene		2.5	ug/L	
W-204	4/20/21	DUP	Trichloroethene		56	ug/L	
W-204	4/20/21	DUP	Trichlorofluoromethane	<	0.5	ug/L	
W-204	4/20/21	DUP	Trichlorotrifluoroethane		50	ug/L	
W-204	4/20/21	DUP	Vinyl chloride	<	0.5	ug/L	
W-204	4/20/21	DUP	cis-1,2-Dichloroethene	<	0.5	ug/L	
W-204	4/20/21	DUP	trans-1,2-Dichloroethene	<	0.5	ug/L	
W-204	4/20/21		Tritium		325	pCi/L	
W-204	10/12/21		1,1,1-Trichloroethane	<	0.5	ug/L	
W-204	10/12/21		1,1,2-Trichloroethane	<	0.5	ug/L	
W-204	10/12/21		1,1-Dichloroethane		0.53	ug/L	
W-204	10/12/21		1,1-Dichloroethene		1.5	ug/L	
W-204	10/12/21		1,2-Dichloroethane		0.56	ug/L	
W-204	10/12/21		Bromodichloromethane	<	0.5	ug/L	
W-204	10/12/21		Bromoform	<	0.5	ug/L	
W-204	10/12/21		Carbon tetrachloride		2.3	ug/L	
W-204	10/12/21		Chloroform		19	ug/L	
W-204	10/12/21		Dibromochloromethane	<	0.5	ug/L	
W-204	10/12/21		Tetrachloroethene		2.7	ug/L	
W-204	10/12/21		Trichloroethene		71	ug/L	
W-204	10/12/21		Trichlorofluoromethane	<	0.5	ug/L	
W-204	10/12/21		Trichlorotrifluoroethane		42	ug/L	
W-204	10/12/21		Vinyl chloride	<	0.5	ug/L	
W-204	10/12/21		cis-1,2-Dichloroethene	<	0.5	ug/L	
W-204	10/12/21		trans-1,2-Dichloroethene	<	0.5	ug/L	
W-204	10/12/21	DUP	1,1,1-Trichloroethane	<	0.5	ug/L	
W-204	10/12/21	DUP	1,1,2-Trichloroethane	<	0.5	ug/L	
W-204	10/12/21	DUP	1,1-Dichloroethane		0.53	ug/L	
W-204	10/12/21	DUP	1,1-Dichloroethene		1.4	ug/L	
W-204	10/12/21	DUP	1,2-Dichloroethane		0.53	ug/L	
W-204	10/12/21	DUP	Bromodichloromethane	<	0.5	ug/L	
W-204	10/12/21	DUP	Bromoform	<	0.5	ug/L	
W-204	10/12/21	DUP	Carbon tetrachloride		2.2	ug/L	
W-204	10/12/21	DUP	Chloroform		19	ug/L	
W-204	10/12/21	DUP	Dibromochloromethane	<	0.5	ug/L	
W-204	10/12/21	DUP	Tetrachloroethene		3	ug/L	
W-204	10/12/21	DUP	Trichloroethene		69	ug/L	
W-204	10/12/21	DUP	Trichlorofluoromethane	<	0.5	ug/L	
W-204	10/12/21	DUP	Trichlorotrifluoroethane		40	ug/L	
W-204	10/12/21	DUP	Vinyl chloride	<	0.5	ug/L	
W-204	10/12/21	DUP	cis-1,2-Dichloroethene	<	0.5	ug/L	
W-204	10/12/21	DUP	trans-1,2-Dichloroethene	<	0.5	ug/L	
W-205	5/10/21		1,1,1-Trichloroethane	<	0.5	ug/L	
W-205	5/10/21		1,1,2-Trichloroethane	<	0.5	ug/L	
W-205	5/10/21		1,1-Dichloroethane	<	0.5	ug/L	
W-205	5/10/21		1,1-Dichloroethene		1.6	ug/L	
W-205	5/10/21		1,2-Dichloroethane	<	0.5	ug/L	
W-205	5/10/21		Bromodichloromethane	<	0.5	ug/L	
W-205	5/10/21		Bromoform	<	0.5	ug/L	
W-205	5/10/21		Carbon tetrachloride		2	ug/L	
W-205	5/10/21		Chloroform		0.62	ug/L	
W-205	5/10/21		Dibromochloromethane	<	0.5	ug/L	
W-205	5/10/21		Tetrachloroethene	<	0.5	ug/L	
W-205	5/10/21		Trichloroethene		100	ug/L	
W-205	5/10/21		Trichlorofluoromethane	<	0.5	ug/L	

Attachment 2. Table 1. Groundwater analytical data, Livermore Site, 2021.

Well	Date	Sample Type	Parameter	LOS Indicator	Result	Units	QA Flag
W-205	5/10/21		Trichlorotrifluoroethane	<	0.5	ug/L	
W-205	5/10/21		Vinyl chloride	<	0.5	ug/L	
W-205	5/10/21		cis-1,2-Dichloroethene	<	0.5	ug/L	
W-205	5/10/21		trans-1,2-Dichloroethene	<	0.5	ug/L	
W-205	5/10/21	DUP	1,1,1-Trichloroethane	<	0.5	ug/L	
W-205	5/10/21	DUP	1,1,2-Trichloroethane	<	0.5	ug/L	
W-205	5/10/21	DUP	1,1-Dichloroethane	<	0.5	ug/L	
W-205	5/10/21	DUP	1,1-Dichloroethene		1.4	ug/L	
W-205	5/10/21	DUP	1,2-Dichloroethane	<	0.5	ug/L	
W-205	5/10/21	DUP	Bromodichloromethane	<	0.5	ug/L	
W-205	5/10/21	DUP	Bromoform	<	0.5	ug/L	
W-205	5/10/21	DUP	Carbon tetrachloride		1.9	ug/L	
W-205	5/10/21	DUP	Chloroform		0.53	ug/L	
W-205	5/10/21	DUP	Dibromochloromethane	<	0.5	ug/L	
W-205	5/10/21	DUP	Tetrachloroethene	<	0.5	ug/L	
W-205	5/10/21	DUP	Trichloroethene		85	ug/L	
W-205	5/10/21	DUP	Trichlorofluoromethane	<	0.5	ug/L	
W-205	5/10/21	DUP	Trichlorotrifluoroethane	<	0.5	ug/L	
W-205	5/10/21	DUP	Vinyl chloride	<	0.5	ug/L	
W-205	5/10/21	DUP	cis-1,2-Dichloroethene	<	0.5	ug/L	
W-205	5/10/21	DUP	trans-1,2-Dichloroethene	<	0.5	ug/L	
W-206	1/20/21		1,1,1-Trichloroethane	<	0.5	ug/L	
W-206	1/20/21		1,1,2-Trichloroethane	<	0.5	ug/L	
W-206	1/20/21		1,1-Dichloroethane	<	0.5	ug/L	
W-206	1/20/21		1,1-Dichloroethene		3.2	ug/L	
W-206	1/20/21		1,2-Dichloroethane		2.2	ug/L	
W-206	1/20/21		Bromodichloromethane	<	0.5	ug/L	
W-206	1/20/21		Bromoform	<	0.5	ug/L	
W-206	1/20/21		Carbon tetrachloride		0.5	ug/L	
W-206	1/20/21		Chloroform		10	ug/L	
W-206	1/20/21		Dibromochloromethane	<	0.5	ug/L	
W-206	1/20/21		Tetrachloroethene		11	ug/L	
W-206	1/20/21		Trichloroethene		99	ug/L	D
W-206	1/20/21		Trichlorofluoromethane	<	0.5	ug/L	
W-206	1/20/21		Trichlorotrifluoroethane		0.87	ug/L	
W-206	1/20/21		Vinyl chloride	<	0.5	ug/L	
W-206	1/20/21		cis-1,2-Dichloroethene	<	0.5	ug/L	
W-206	1/20/21		trans-1,2-Dichloroethene	<	0.5	ug/L	
W-206	4/20/21		1,1,1-Trichloroethane	<	0.5	ug/L	
W-206	4/20/21		1,1,2-Trichloroethane	<	0.5	ug/L	
W-206	4/20/21		1,1-Dichloroethane		0.59	ug/L	
W-206	4/20/21		1,1-Dichloroethene		7.3	ug/L	
W-206	4/20/21		1,2-Dichloroethane		3.4	ug/L	
W-206	4/20/21		Bromodichloromethane	<	0.5	ug/L	
W-206	4/20/21		Bromoform	<	0.5	ug/L	
W-206	4/20/21		Carbon tetrachloride		1.2	ug/L	
W-206	4/20/21		Chloroform		17	ug/L	
W-206	4/20/21		Dibromochloromethane	<	0.5	ug/L	
W-206	4/20/21		Tetrachloroethene		25	ug/L	
W-206	4/20/21		Trichloroethene		220	ug/L	D
W-206	4/20/21		Trichlorofluoromethane	<	0.5	ug/L	
W-206	4/20/21		Trichlorotrifluoroethane		2.8	ug/L	
W-206	4/20/21		Vinyl chloride	<	0.5	ug/L	
W-206	4/20/21		cis-1,2-Dichloroethene	<	0.5	ug/L	
W-206	4/20/21		trans-1,2-Dichloroethene	<	0.5	ug/L	
W-206	4/20/21	DUP	1,1,1-Trichloroethane	<	0.5	ug/L	
W-206	4/20/21	DUP	1,1,2-Trichloroethane	<	0.5	ug/L	
W-206	4/20/21	DUP	1,1-Dichloroethane		0.76	ug/L	
W-206	4/20/21	DUP	1,1-Dichloroethene		8.7	ug/L	
W-206	4/20/21	DUP	1,2-Dichloroethane		3.8	ug/L	

Attachment 2. Table 1. Groundwater analytical data, Livermore Site, 2021.

Well	Date	Sample Type	Parameter	LOS Indicator	Result	Units	QA Flag
W-206	4/20/21	DUP	Bromodichloromethane	<	0.5	ug/L	
W-206	4/20/21	DUP	Bromoform	<	0.5	ug/L	
W-206	4/20/21	DUP	Carbon tetrachloride		1.4	ug/L	
W-206	4/20/21	DUP	Chloroform		21	ug/L	
W-206	4/20/21	DUP	Dibromochloromethane	<	0.5	ug/L	
W-206	4/20/21	DUP	Tetrachloroethene		27	ug/L	
W-206	4/20/21	DUP	Trichloroethene		214	ug/L	D
W-206	4/20/21	DUP	Trichlorofluoromethane	<	0.5	ug/L	
W-206	4/20/21	DUP	Trichlorotrifluoroethane		3.8	ug/L	
W-206	4/20/21	DUP	Vinyl chloride	<	0.5	ug/L	
W-206	4/20/21	DUP	cis-1,2-Dichloroethene	<	0.5	ug/L	
W-206	4/20/21	DUP	trans-1,2-Dichloroethene	<	0.5	ug/L	
W-2101	1/12/21		1,1,1-Trichloroethane	<	0.5	ug/L	
W-2101	1/12/21		1,1,2-Trichloroethane	<	0.5	ug/L	
W-2101	1/12/21		1,1-Dichloroethane	<	0.5	ug/L	
W-2101	1/12/21		1,1-Dichloroethene	<	0.5	ug/L	
W-2101	1/12/21		1,2-Dichloroethane	<	0.5	ug/L	
W-2101	1/12/21		Bromodichloromethane	<	0.5	ug/L	
W-2101	1/12/21		Bromoform	<	0.5	ug/L	
W-2101	1/12/21		Carbon tetrachloride		2.1	ug/L	
W-2101	1/12/21		Chloroform		0.89	ug/L	
W-2101	1/12/21		Dibromochloromethane	<	0.5	ug/L	
W-2101	1/12/21		Tetrachloroethene	<	0.5	ug/L	
W-2101	1/12/21		Trichloroethene		75	ug/L	
W-2101	1/12/21		Trichlorofluoromethane	<	0.5	ug/L	
W-2101	1/12/21		Trichlorotrifluoroethane	<	0.5	ug/L	
W-2101	1/12/21		Vinyl chloride	<	0.5	ug/L	
W-2101	1/12/21		cis-1,2-Dichloroethene	<	0.5	ug/L	
W-2101	1/12/21		trans-1,2-Dichloroethene	<	0.5	ug/L	
W-2101	4/8/21		1,1,1-Trichloroethane	<	0.5	ug/L	
W-2101	4/8/21		1,1,2-Trichloroethane	<	0.5	ug/L	
W-2101	4/8/21		1,1-Dichloroethane	<	0.5	ug/L	
W-2101	4/8/21		1,1-Dichloroethene	<	0.5	ug/L	
W-2101	4/8/21		1,2-Dichloroethane	<	0.5	ug/L	
W-2101	4/8/21		Bromodichloromethane	<	0.5	ug/L	
W-2101	4/8/21		Bromoform	<	0.5	ug/L	
W-2101	4/8/21		Carbon tetrachloride		2	ug/L	
W-2101	4/8/21		Chloroform		0.9	ug/L	
W-2101	4/8/21		Dibromochloromethane	<	0.5	ug/L	
W-2101	4/8/21		Tetrachloroethene	<	0.5	ug/L	
W-2101	4/8/21		Trichloroethene		68	ug/L	
W-2101	4/8/21		Trichlorofluoromethane	<	0.5	ug/L	
W-2101	4/8/21		Trichlorotrifluoroethane	<	0.5	ug/L	
W-2101	4/8/21		Vinyl chloride	<	0.5	ug/L	
W-2101	4/8/21		cis-1,2-Dichloroethene	<	0.5	ug/L	
W-2101	4/8/21		trans-1,2-Dichloroethene	<	0.5	ug/L	
W-2101	7/13/21		1,1,1-Trichloroethane	<	0.5	ug/L	
W-2101	7/13/21		1,1,2-Trichloroethane	<	0.5	ug/L	
W-2101	7/13/21		1,1-Dichloroethane	<	0.5	ug/L	
W-2101	7/13/21		1,1-Dichloroethene	<	0.5	ug/L	
W-2101	7/13/21		1,2-Dichloroethane	<	0.5	ug/L	
W-2101	7/13/21		Bromodichloromethane	<	0.5	ug/L	
W-2101	7/13/21		Bromoform	<	0.5	ug/L	
W-2101	7/13/21		Carbon tetrachloride		1.8	ug/L	
W-2101	7/13/21		Chloroform		0.87	ug/L	
W-2101	7/13/21		Dibromochloromethane	<	0.5	ug/L	
W-2101	7/13/21		Tetrachloroethene	<	0.5	ug/L	
W-2101	7/13/21		Trichloroethene		67	ug/L	
W-2101	7/13/21		Trichlorofluoromethane	<	0.5	ug/L	
W-2101	7/13/21		Trichlorotrifluoroethane	<	0.5	ug/L	

Attachment 2. Table 1. Groundwater analytical data, Livermore Site, 2021.

Well	Date	Sample Type	Parameter	LOS Indicator	Result	Units	QA Flag
W-2101	7/13/21		Vinyl chloride	<	0.5	ug/L	
W-2101	7/13/21		cis-1,2-Dichloroethene	<	0.5	ug/L	
W-2101	7/13/21		trans-1,2-Dichloroethene	<	0.5	ug/L	
W-2101	10/5/21		1,1,1-Trichloroethane	<	0.5	ug/L	
W-2101	10/5/21		1,1,2-Trichloroethane	<	0.5	ug/L	
W-2101	10/5/21		1,1-Dichloroethane	<	0.5	ug/L	
W-2101	10/5/21		1,1-Dichloroethene	<	0.5	ug/L	
W-2101	10/5/21		1,2-Dichloroethane	<	0.5	ug/L	
W-2101	10/5/21		Bromodichloromethane	<	0.5	ug/L	
W-2101	10/5/21		Bromoform	<	0.5	ug/L	
W-2101	10/5/21		Carbon tetrachloride		1.6	ug/L	
W-2101	10/5/21		Chloroform		0.92	ug/L	
W-2101	10/5/21		Dibromochloromethane	<	0.5	ug/L	
W-2101	10/5/21		Tetrachloroethene	<	0.5	ug/L	
W-2101	10/5/21		Trichloroethene		63	ug/L	D
W-2101	10/5/21		Trichlorofluoromethane	<	0.5	ug/L	
W-2101	10/5/21		Trichlorotrifluoroethane	<	0.5	ug/L	
W-2101	10/5/21		Vinyl chloride	<	0.5	ug/L	
W-2101	10/5/21		cis-1,2-Dichloroethene	<	0.5	ug/L	
W-2101	10/5/21		trans-1,2-Dichloroethene	<	0.5	ug/L	
W-2102	1/12/21		1,1,1-Trichloroethane	<	0.5	ug/L	
W-2102	1/12/21		1,1,2-Trichloroethane	<	0.5	ug/L	
W-2102	1/12/21		1,1-Dichloroethane	<	0.5	ug/L	
W-2102	1/12/21		1,1-Dichloroethene	<	0.5	ug/L	
W-2102	1/12/21		1,2-Dichloroethane	<	0.5	ug/L	
W-2102	1/12/21		Bromodichloromethane	<	0.5	ug/L	
W-2102	1/12/21		Bromoform	<	0.5	ug/L	
W-2102	1/12/21		Carbon tetrachloride		6.3	ug/L	
W-2102	1/12/21		Chloroform		2.3	ug/L	
W-2102	1/12/21		Dibromochloromethane	<	0.5	ug/L	
W-2102	1/12/21		Tetrachloroethene	<	0.5	ug/L	
W-2102	1/12/21		Trichloroethene		200	ug/L	D
W-2102	1/12/21		Trichlorofluoromethane	<	0.5	ug/L	
W-2102	1/12/21		Trichlorotrifluoroethane		0.74	ug/L	
W-2102	1/12/21		Vinyl chloride	<	0.5	ug/L	
W-2102	1/12/21		cis-1,2-Dichloroethene	<	0.5	ug/L	
W-2102	1/12/21		trans-1,2-Dichloroethene	<	0.5	ug/L	
W-2102	4/8/21		1,1,1-Trichloroethane	<	0.5	ug/L	
W-2102	4/8/21		1,1,2-Trichloroethane	<	0.5	ug/L	
W-2102	4/8/21		1,1-Dichloroethane	<	0.5	ug/L	
W-2102	4/8/21		1,1-Dichloroethene	<	0.5	ug/L	
W-2102	4/8/21		1,2-Dichloroethane	<	0.5	ug/L	
W-2102	4/8/21		Bromodichloromethane	<	0.5	ug/L	
W-2102	4/8/21		Bromoform	<	0.5	ug/L	
W-2102	4/8/21		Carbon tetrachloride		6.2	ug/L	
W-2102	4/8/21		Chloroform		2.4	ug/L	
W-2102	4/8/21		Dibromochloromethane	<	0.5	ug/L	
W-2102	4/8/21		Tetrachloroethene	<	0.5	ug/L	
W-2102	4/8/21		Trichloroethene		200	ug/L	D
W-2102	4/8/21		Trichlorofluoromethane	<	0.5	ug/L	
W-2102	4/8/21		Trichlorotrifluoroethane		0.76	ug/L	
W-2102	4/8/21		Vinyl chloride	<	0.5	ug/L	
W-2102	4/8/21		cis-1,2-Dichloroethene	<	0.5	ug/L	
W-2102	4/8/21		trans-1,2-Dichloroethene	<	0.5	ug/L	
W-2102	7/13/21		1,1,1-Trichloroethane	<	0.5	ug/L	
W-2102	7/13/21		1,1,2-Trichloroethane	<	0.5	ug/L	
W-2102	7/13/21		1,1-Dichloroethane	<	0.5	ug/L	
W-2102	7/13/21		1,1-Dichloroethene	<	0.5	ug/L	
W-2102	7/13/21		1,2-Dichloroethane	<	0.5	ug/L	
W-2102	7/13/21		Bromodichloromethane	<	0.5	ug/L	

Attachment 2. Table 1. Groundwater analytical data, Livermore Site, 2021.

Well	Date	Sample Type	Parameter	LOS Indicator	Result	Units	QA Flag
W-2102	7/13/21		Bromoform	<	0.5	ug/L	
W-2102	7/13/21		Carbon tetrachloride		5.6	ug/L	
W-2102	7/13/21		Chloroform		2.2	ug/L	
W-2102	7/13/21		Dibromochloromethane	<	0.5	ug/L	
W-2102	7/13/21		Tetrachloroethene	<	0.5	ug/L	
W-2102	7/13/21		Trichloroethene		180	ug/L	D
W-2102	7/13/21		Trichlorofluoromethane	<	0.5	ug/L	
W-2102	7/13/21		Trichlorotrifluoroethane		0.66	ug/L	
W-2102	7/13/21		Vinyl chloride	<	0.5	ug/L	
W-2102	7/13/21		cis-1,2-Dichloroethene	<	0.5	ug/L	
W-2102	7/13/21		trans-1,2-Dichloroethene	<	0.5	ug/L	
W-2102	10/5/21		1,1,1-Trichloroethane	<	0.5	ug/L	
W-2102	10/5/21		1,1,2-Trichloroethane	<	0.5	ug/L	
W-2102	10/5/21		1,1-Dichloroethane	<	0.5	ug/L	
W-2102	10/5/21		1,1-Dichloroethene	<	0.5	ug/L	
W-2102	10/5/21		1,2-Dichloroethane	<	0.5	ug/L	
W-2102	10/5/21		Bromodichloromethane	<	0.5	ug/L	
W-2102	10/5/21		Bromoform	<	0.5	ug/L	
W-2102	10/5/21		Carbon tetrachloride		4.7	ug/L	
W-2102	10/5/21		Chloroform		2.1	ug/L	
W-2102	10/5/21		Dibromochloromethane	<	0.5	ug/L	
W-2102	10/5/21		Tetrachloroethene	<	0.5	ug/L	
W-2102	10/5/21		Trichloroethene		170	ug/L	D
W-2102	10/5/21		Trichlorofluoromethane	<	0.5	ug/L	
W-2102	10/5/21		Trichlorotrifluoroethane		0.66	ug/L	
W-2102	10/5/21		Vinyl chloride	<	0.5	ug/L	
W-2102	10/5/21		cis-1,2-Dichloroethene	<	0.5	ug/L	
W-2102	10/5/21		trans-1,2-Dichloroethene	<	0.5	ug/L	
W-2103	9/13/21		1,1,1-Trichloroethane	<	0.5	ug/L	
W-2103	9/13/21		1,1,2-Trichloroethane	<	0.5	ug/L	
W-2103	9/13/21		1,1-Dichloroethane	<	0.5	ug/L	
W-2103	9/13/21		1,1-Dichloroethene	<	0.5	ug/L	
W-2103	9/13/21		1,2-Dichloroethane	<	0.5	ug/L	
W-2103	9/13/21		Bromodichloromethane	<	0.5	ug/L	
W-2103	9/13/21		Bromoform	<	0.5	ug/L	
W-2103	9/13/21		Carbon tetrachloride		6.4	ug/L	
W-2103	9/13/21		Chloroform		1.9	ug/L	
W-2103	9/13/21		Dibromochloromethane	<	0.5	ug/L	
W-2103	9/13/21		Tetrachloroethene	<	0.5	ug/L	
W-2103	9/13/21		Trichloroethene		190	ug/L	D
W-2103	9/13/21		Trichlorofluoromethane	<	0.5	ug/L	
W-2103	9/13/21		Trichlorotrifluoroethane		3.1	ug/L	
W-2103	9/13/21		Vinyl chloride	<	0.5	ug/L	
W-2103	9/13/21		cis-1,2-Dichloroethene	<	0.5	ug/L	
W-2103	9/13/21		trans-1,2-Dichloroethene	<	0.5	ug/L	
W-2105	1/6/21		1,1,1-Trichloroethane	<	0.5	ug/L	
W-2105	1/6/21		1,1,2-Trichloroethane	<	0.5	ug/L	
W-2105	1/6/21		1,1-Dichloroethane	<	0.5	ug/L	
W-2105	1/6/21		1,1-Dichloroethene		1.3	ug/L	
W-2105	1/6/21		1,2-Dichloroethane	<	0.5	ug/L	
W-2105	1/6/21		Bromodichloromethane	<	0.5	ug/L	
W-2105	1/6/21		Bromoform	<	0.5	ug/L	
W-2105	1/6/21		Carbon tetrachloride	<	0.5	ug/L	
W-2105	1/6/21		Chloroform		0.51	ug/L	
W-2105	1/6/21		Dibromochloromethane	<	0.5	ug/L	
W-2105	1/6/21		Tetrachloroethene		4.8	ug/L	
W-2105	1/6/21		Trichloroethene		98	ug/L	
W-2105	1/6/21		Trichlorofluoromethane	<	0.5	ug/L	
W-2105	1/6/21		Trichlorotrifluoroethane		2.3	ug/L	
W-2105	1/6/21		Vinyl chloride	<	0.5	ug/L	

Attachment 2. Table 1. Groundwater analytical data, Livermore Site, 2021.

Well	Date	Sample Type	Parameter	LOS Indicator	Result	Units	QA Flag
W-2105	1/6/21		cis-1,2-Dichloroethene		0.63	ug/L	
W-2105	1/6/21		trans-1,2-Dichloroethene	<	0.5	ug/L	
W-2105	4/7/21		1,1,1-Trichloroethane	<	0.5	ug/L	
W-2105	4/7/21		1,1,2-Trichloroethane	<	0.5	ug/L	
W-2105	4/7/21		1,1-Dichloroethane	<	0.5	ug/L	
W-2105	4/7/21		1,1-Dichloroethene		1.4	ug/L	
W-2105	4/7/21		1,2-Dichloroethane	<	0.5	ug/L	
W-2105	4/7/21		Bromodichloromethane	<	0.5	ug/L	
W-2105	4/7/21		Bromoform	<	0.5	ug/L	
W-2105	4/7/21		Carbon tetrachloride	<	0.5	ug/L	
W-2105	4/7/21		Chloroform		0.66	ug/L	
W-2105	4/7/21		Dibromochloromethane	<	0.5	ug/L	
W-2105	4/7/21		Tetrachloroethene		6.2	ug/L	
W-2105	4/7/21		Trichloroethene		98	ug/L	D
W-2105	4/7/21		Trichlorofluoromethane	<	0.5	ug/L	
W-2105	4/7/21		Trichlorotrifluoroethane		2.2	ug/L	
W-2105	4/7/21		Vinyl chloride	<	0.5	ug/L	
W-2105	4/7/21		cis-1,2-Dichloroethene		0.72	ug/L	
W-2105	4/7/21		trans-1,2-Dichloroethene	<	0.5	ug/L	
W-2105	7/12/21		1,1,1-Trichloroethane	<	0.5	ug/L	
W-2105	7/12/21		1,1,2-Trichloroethane	<	0.5	ug/L	
W-2105	7/12/21		1,1-Dichloroethane	<	0.5	ug/L	
W-2105	7/12/21		1,1-Dichloroethene		1.2	ug/L	
W-2105	7/12/21		1,2-Dichloroethane	<	0.5	ug/L	
W-2105	7/12/21		Bromodichloromethane	<	0.5	ug/L	
W-2105	7/12/21		Bromoform	<	0.5	ug/L	
W-2105	7/12/21		Carbon tetrachloride	<	0.5	ug/L	
W-2105	7/12/21		Chloroform		0.57	ug/L	
W-2105	7/12/21		Dibromochloromethane	<	0.5	ug/L	
W-2105	7/12/21		Tetrachloroethene		5	ug/L	
W-2105	7/12/21		Trichloroethene		100	ug/L	
W-2105	7/12/21		Trichlorofluoromethane	<	0.5	ug/L	
W-2105	7/12/21		Trichlorotrifluoroethane		2.2	ug/L	
W-2105	7/12/21		Vinyl chloride	<	0.5	ug/L	
W-2105	7/12/21		cis-1,2-Dichloroethene		0.61	ug/L	
W-2105	7/12/21		trans-1,2-Dichloroethene	<	0.5	ug/L	
W-2105	10/5/21		1,1,1-Trichloroethane	<	0.5	ug/L	
W-2105	10/5/21		1,1,2-Trichloroethane	<	0.5	ug/L	
W-2105	10/5/21		1,1-Dichloroethane	<	0.5	ug/L	
W-2105	10/5/21		1,1-Dichloroethene		1.3	ug/L	
W-2105	10/5/21		1,2-Dichloroethane	<	0.5	ug/L	
W-2105	10/5/21		Bromodichloromethane	<	0.5	ug/L	
W-2105	10/5/21		Bromoform	<	0.5	ug/L	
W-2105	10/5/21		Carbon tetrachloride	<	0.5	ug/L	
W-2105	10/5/21		Chloroform		0.64	ug/L	
W-2105	10/5/21		Dibromochloromethane	<	0.5	ug/L	
W-2105	10/5/21		Tetrachloroethene		4.9	ug/L	
W-2105	10/5/21		Trichloroethene		100	ug/L	D
W-2105	10/5/21		Trichlorofluoromethane	<	0.5	ug/L	
W-2105	10/5/21		Trichlorotrifluoroethane		2.2	ug/L	
W-2105	10/5/21		Vinyl chloride	<	0.5	ug/L	
W-2105	10/5/21		cis-1,2-Dichloroethene		0.65	ug/L	
W-2105	10/5/21		trans-1,2-Dichloroethene	<	0.5	ug/L	
W-2113	10/12/21		1,1,1-Trichloroethane	<	0.5	ug/L	
W-2113	10/12/21		1,1,2-Trichloroethane	<	0.5	ug/L	
W-2113	10/12/21		1,1-Dichloroethane	<	0.5	ug/L	
W-2113	10/12/21		1,1-Dichloroethene	<	0.5	ug/L	
W-2113	10/12/21		1,2-Dichloroethane	<	0.5	ug/L	
W-2113	10/12/21		Bromodichloromethane	<	0.5	ug/L	
W-2113	10/12/21		Bromoform	<	0.5	ug/L	

Attachment 2. Table 1. Groundwater analytical data, Livermore Site, 2021.

Well	Date	Sample Type	Parameter	LOS Indicator	Result	Units	QA Flag
W-2113	10/12/21		Carbon tetrachloride	<	0.5	ug/L	
W-2113	10/12/21		Chloroform		3.1	ug/L	
W-2113	10/12/21		Dibromochloromethane	<	0.5	ug/L	
W-2113	10/12/21		Tetrachloroethene	<	0.5	ug/L	
W-2113	10/12/21		Trichloroethene		1.3	ug/L	
W-2113	10/12/21		Trichlorofluoromethane	<	0.5	ug/L	
W-2113	10/12/21		Trichlorotrifluoroethane	<	0.5	ug/L	
W-2113	10/12/21		Vinyl chloride	<	0.5	ug/L	
W-2113	10/12/21		cis-1,2-Dichloroethene	<	0.5	ug/L	
W-2113	10/12/21		trans-1,2-Dichloroethene	<	0.5	ug/L	
W-212	2/3/21		1,1,1-Trichloroethane	<	0.5	ug/L	
W-212	2/3/21		1,1,2-Trichloroethane	<	0.5	ug/L	
W-212	2/3/21		1,1-Dichloroethane	<	0.5	ug/L	
W-212	2/3/21		1,1-Dichloroethene	<	0.5	ug/L	
W-212	2/3/21		1,2-Dichloroethane	<	0.5	ug/L	
W-212	2/3/21		Bromodichloromethane	<	0.5	ug/L	
W-212	2/3/21		Bromoform	<	0.5	ug/L	
W-212	2/3/21		Carbon tetrachloride	<	0.5	ug/L	
W-212	2/3/21		Chloroform	<	0.5	ug/L	
W-212	2/3/21		Dibromochloromethane	<	0.5	ug/L	
W-212	2/3/21		Tetrachloroethene	<	0.5	ug/L	
W-212	2/3/21		Trichloroethene	<	0.5	ug/L	
W-212	2/3/21		Trichlorofluoromethane	<	0.5	ug/L	
W-212	2/3/21		Trichlorotrifluoroethane	<	0.5	ug/L	
W-212	2/3/21		Vinyl chloride	<	0.5	ug/L	
W-212	2/3/21		cis-1,2-Dichloroethene	<	0.5	ug/L	
W-212	2/3/21		trans-1,2-Dichloroethene	<	0.5	ug/L	
W-212	9/2/21		Tritium	<	100	pCi/L	
W-214	3/25/21		1,1,1-Trichloroethane	<	0.5	ug/L	
W-214	3/25/21		1,1,2-Trichloroethane	<	0.5	ug/L	
W-214	3/25/21		1,1-Dichloroethane	<	0.5	ug/L	
W-214	3/25/21		1,1-Dichloroethene		1.6	ug/L	
W-214	3/25/21		1,2-Dichloroethane	<	0.5	ug/L	
W-214	3/25/21		Bromodichloromethane	<	0.5	ug/L	
W-214	3/25/21		Bromoform	<	0.5	ug/L	
W-214	3/25/21		Carbon tetrachloride	<	0.5	ug/L	
W-214	3/25/21		Chloroform		2	ug/L	
W-214	3/25/21		Dibromochloromethane	<	0.5	ug/L	
W-214	3/25/21		Tetrachloroethene		3.8	ug/L	
W-214	3/25/21		Trichloroethene		0.92	ug/L	
W-214	3/25/21		Trichlorofluoromethane	<	0.5	ug/L	
W-214	3/25/21		Trichlorotrifluoroethane	<	0.5	ug/L	
W-214	3/25/21		Vinyl chloride	<	0.5	ug/L	
W-214	3/25/21		cis-1,2-Dichloroethene	<	0.5	ug/L	
W-214	3/25/21		trans-1,2-Dichloroethene	<	0.5	ug/L	
W-219	9/30/21		1,1,1-Trichloroethane	<	0.5	ug/L	
W-219	9/30/21		1,1,2-Trichloroethane	<	0.5	ug/L	
W-219	9/30/21		1,1-Dichloroethane	<	0.5	ug/L	
W-219	9/30/21		1,1-Dichloroethene	<	0.5	ug/L	
W-219	9/30/21		1,2-Dichloroethane	<	0.5	ug/L	
W-219	9/30/21		Bromodichloromethane	<	0.5	ug/L	
W-219	9/30/21		Bromoform	<	0.5	ug/L	
W-219	9/30/21		Carbon tetrachloride	<	0.5	ug/L	
W-219	9/30/21		Chloroform	<	0.5	ug/L	
W-219	9/30/21		Dibromochloromethane	<	0.5	ug/L	
W-219	9/30/21		Tetrachloroethene	<	0.5	ug/L	
W-219	9/30/21		Trichloroethene	<	0.5	ug/L	
W-219	9/30/21		Trichlorofluoromethane	<	0.5	ug/L	
W-219	9/30/21		Trichlorotrifluoroethane	<	0.5	ug/L	
W-219	9/30/21		Vinyl chloride	<	0.5	ug/L	

Attachment 2. Table 1. Groundwater analytical data, Livermore Site, 2021.

Well	Date	Sample Type	Parameter	LOS Indicator	Result	Units	QA Flag
W-219	9/30/21		cis-1,2-Dichloroethene	<	0.5	ug/L	
W-219	9/30/21		trans-1,2-Dichloroethene	<	0.5	ug/L	
W-219	10/28/21		1,1,1-Trichloroethane	<	0.5	ug/L	
W-219	10/28/21		1,1,2-Trichloroethane	<	0.5	ug/L	
W-219	10/28/21		1,1-Dichloroethane	<	0.5	ug/L	
W-219	10/28/21		1,1-Dichloroethene	<	0.5	ug/L	
W-219	10/28/21		1,2-Dichloroethane	<	0.5	ug/L	
W-219	10/28/21		Bromodichloromethane	<	0.5	ug/L	
W-219	10/28/21		Bromoform	<	0.5	ug/L	
W-219	10/28/21		Carbon tetrachloride	<	0.5	ug/L	
W-219	10/28/21		Chloroform	<	0.5	ug/L	
W-219	10/28/21		Dibromochloromethane	<	0.5	ug/L	
W-219	10/28/21		Tetrachloroethene	<	0.5	ug/L	
W-219	10/28/21		Trichloroethene	<	0.5	ug/L	
W-219	10/28/21		Trichlorofluoromethane	<	0.5	ug/L	
W-219	10/28/21		Trichlorotrifluoroethane	<	0.5	ug/L	
W-219	10/28/21		Vinyl chloride	<	0.5	ug/L	
W-219	10/28/21		cis-1,2-Dichloroethene	<	0.5	ug/L	
W-219	10/28/21		trans-1,2-Dichloroethene	<	0.5	ug/L	
W-220	7/1/21		1,1,1-Trichloroethane	<	0.5	ug/L	
W-220	7/1/21		1,1,2-Trichloroethane	<	0.5	ug/L	
W-220	7/1/21		1,1-Dichloroethane	<	0.5	ug/L	
W-220	7/1/21		1,1-Dichloroethene		4.8	ug/L	
W-220	7/1/21		1,2-Dichloroethane		1.2	ug/L	
W-220	7/1/21		Bromodichloromethane	<	0.5	ug/L	
W-220	7/1/21		Bromoform	<	0.5	ug/L	
W-220	7/1/21		Carbon tetrachloride	<	0.5	ug/L	
W-220	7/1/21		Chloroform	<	0.5	ug/L	
W-220	7/1/21		Dibromochloromethane	<	0.5	ug/L	
W-220	7/1/21		Tetrachloroethene		3.2	ug/L	
W-220	7/1/21		Trichloroethene		17	ug/L	
W-220	7/1/21		Trichlorofluoromethane	<	0.5	ug/L	
W-220	7/1/21		Trichlorotrifluoroethane	<	0.5	ug/L	
W-220	7/1/21		Vinyl chloride	<	0.5	ug/L	
W-220	7/1/21		cis-1,2-Dichloroethene	<	0.5	ug/L	
W-220	7/1/21		trans-1,2-Dichloroethene	<	0.5	ug/L	
W-2201	1/21/21		1,1,1-Trichloroethane	<	0.5	ug/L	
W-2201	1/21/21		1,1,2-Trichloroethane	<	0.5	ug/L	
W-2201	1/21/21		1,1-Dichloroethane	<	0.5	ug/L	
W-2201	1/21/21		1,1-Dichloroethene	<	0.5	ug/L	
W-2201	1/21/21		1,2-Dichloroethane	<	0.5	ug/L	
W-2201	1/21/21		Bromodichloromethane	<	0.5	ug/L	
W-2201	1/21/21		Bromoform	<	0.5	ug/L	
W-2201	1/21/21		Carbon tetrachloride	<	0.5	ug/L	
W-2201	1/21/21		Chloroform		3.6	ug/L	
W-2201	1/21/21		Dibromochloromethane	<	0.5	ug/L	
W-2201	1/21/21		Tetrachloroethene		0.65	ug/L	
W-2201	1/21/21		Trichloroethene		8.5	ug/L	
W-2201	1/21/21		Trichlorofluoromethane	<	0.5	ug/L	
W-2201	1/21/21		Trichlorotrifluoroethane		7.3	ug/L	
W-2201	1/21/21		Vinyl chloride	<	0.5	ug/L	
W-2201	1/21/21		cis-1,2-Dichloroethene	<	0.5	ug/L	
W-2201	1/21/21		trans-1,2-Dichloroethene	<	0.5	ug/L	
W-2201	1/21/21		Chromium		0.016	mg/L	
W-2201	1/21/21		Hexavalent Chromium		0.02	mg/L	
W-2201	1/21/21		Lead	<	0.005	mg/L	
W-2201	2/17/21		1,1,1-Trichloroethane	<	0.5	ug/L	
W-2201	2/17/21		1,1,2-Trichloroethane	<	0.5	ug/L	
W-2201	2/17/21		1,1-Dichloroethane	<	0.5	ug/L	
W-2201	2/17/21		1,1-Dichloroethene		0.56	ug/L	

Attachment 2. Table 1. Groundwater analytical data, Livermore Site, 2021.

Well	Date	Sample Type	Parameter	LOS Indicator	Result	Units	QA Flag
W-2201	2/17/21		1,2-Dichloroethane	<	0.5	ug/L	
W-2201	2/17/21		Bromodichloromethane	<	0.5	ug/L	
W-2201	2/17/21		Bromoform	<	0.5	ug/L	
W-2201	2/17/21		Carbon tetrachloride	<	0.5	ug/L	
W-2201	2/17/21		Chloroform		3.5	ug/L	
W-2201	2/17/21		Dibromochloromethane	<	0.5	ug/L	
W-2201	2/17/21		Tetrachloroethene		0.8	ug/L	
W-2201	2/17/21		Trichloroethene		9.7	ug/L	
W-2201	2/17/21		Trichlorofluoromethane		0.58	ug/L	
W-2201	2/17/21		Trichlorotrifluoroethane		11	ug/L	
W-2201	2/17/21		Vinyl chloride	<	0.5	ug/L	
W-2201	2/17/21		cis-1,2-Dichloroethene	<	0.5	ug/L	
W-2201	2/17/21		trans-1,2-Dichloroethene	<	0.5	ug/L	
W-2201	2/17/21		Chromium		0.016	mg/L	
W-2201	2/17/21		Hexavalent Chromium		0.014	mg/L	
W-2201	2/17/21		Lead	<	0.005	mg/L	
W-2201	3/18/21		1,1,1-Trichloroethane	<	0.5	ug/L	
W-2201	3/18/21		1,1,2-Trichloroethane	<	0.5	ug/L	
W-2201	3/18/21		1,1-Dichloroethane	<	0.5	ug/L	
W-2201	3/18/21		1,1-Dichloroethene		0.65	ug/L	
W-2201	3/18/21		1,2-Dichloroethane	<	0.5	ug/L	
W-2201	3/18/21		Bromodichloromethane	<	0.5	ug/L	
W-2201	3/18/21		Bromoform	<	0.5	ug/L	
W-2201	3/18/21		Carbon tetrachloride	<	0.5	ug/L	
W-2201	3/18/21		Chloroform		4.1	ug/L	
W-2201	3/18/21		Dibromochloromethane	<	0.5	ug/L	
W-2201	3/18/21		Tetrachloroethene		0.93	ug/L	
W-2201	3/18/21		Trichloroethene		11	ug/L	
W-2201	3/18/21		Trichlorofluoromethane		0.64	ug/L	
W-2201	3/18/21		Trichlorotrifluoroethane		13	ug/L	
W-2201	3/18/21		Vinyl chloride	<	0.5	ug/L	
W-2201	3/18/21		cis-1,2-Dichloroethene	<	0.5	ug/L	
W-2201	3/18/21		trans-1,2-Dichloroethene	<	0.5	ug/L	
W-2201	3/18/21		Chromium		0.019	mg/L	
W-2201	3/18/21		Hexavalent Chromium		0.02	mg/L	
W-2201	3/18/21		Lead	<	0.005	mg/L	
W-2201	4/14/21		1,1,1-Trichloroethane	<	0.5	ug/L	
W-2201	4/14/21		1,1,2-Trichloroethane	<	0.5	ug/L	
W-2201	4/14/21		1,1-Dichloroethane	<	0.5	ug/L	
W-2201	4/14/21		1,1-Dichloroethene		0.59	ug/L	
W-2201	4/14/21		1,2-Dichloroethane	<	0.5	ug/L	
W-2201	4/14/21		Bromodichloromethane	<	0.5	ug/L	
W-2201	4/14/21		Bromoform	<	0.5	ug/L	
W-2201	4/14/21		Carbon tetrachloride	<	0.5	ug/L	
W-2201	4/14/21		Chloroform		3.3	ug/L	
W-2201	4/14/21		Dibromochloromethane	<	0.5	ug/L	
W-2201	4/14/21		Tetrachloroethene		0.84	ug/L	
W-2201	4/14/21		Trichloroethene		9.2	ug/L	
W-2201	4/14/21		Trichlorofluoromethane	<	0.5	ug/L	
W-2201	4/14/21		Trichlorotrifluoroethane		11	ug/L	
W-2201	4/14/21		Vinyl chloride	<	0.5	ug/L	
W-2201	4/14/21		cis-1,2-Dichloroethene	<	0.5	ug/L	
W-2201	4/14/21		trans-1,2-Dichloroethene	<	0.5	ug/L	
W-2201	4/27/21		1,1,1-Trichloroethane	<	0.5	ug/L	
W-2201	4/27/21		1,1,2-Trichloroethane	<	0.5	ug/L	
W-2201	4/27/21		1,1-Dichloroethane	<	0.5	ug/L	
W-2201	4/27/21		1,1-Dichloroethene		0.7	ug/L	
W-2201	4/27/21		1,2-Dichloroethane	<	0.5	ug/L	
W-2201	4/27/21		Bromodichloromethane	<	0.5	ug/L	
W-2201	4/27/21		Bromoform	<	0.5	ug/L	

Attachment 2. Table 1. Groundwater analytical data, Livermore Site, 2021.

Well	Date	Sample Type	Parameter	LOS Indicator	Result	Units	QA Flag
W-2201	4/27/21		Carbon tetrachloride	<	0.5	ug/L	
W-2201	4/27/21		Chloroform		3.5	ug/L	
W-2201	4/27/21		Dibromochloromethane	<	0.5	ug/L	
W-2201	4/27/21		Tetrachloroethene		0.84	ug/L	
W-2201	4/27/21		Trichloroethene		11	ug/L	
W-2201	4/27/21		Trichlorofluoromethane	<	0.5	ug/L	
W-2201	4/27/21		Trichlorotrifluoroethane		11	ug/L	
W-2201	4/27/21		Vinyl chloride	<	0.5	ug/L	
W-2201	4/27/21		cis-1,2-Dichloroethene	<	0.5	ug/L	
W-2201	4/27/21		trans-1,2-Dichloroethene	<	0.5	ug/L	
W-2201	4/27/21		Chromium		0.016	mg/L	
W-2201	4/27/21		Hexavalent Chromium		0.019	mg/L	
W-2201	4/27/21		Lead	<	0.005	mg/L	
W-2201	5/19/21		1,1,1-Trichloroethane	<	0.5	ug/L	
W-2201	5/19/21		1,1,2-Trichloroethane	<	0.5	ug/L	
W-2201	5/19/21		1,1-Dichloroethane	<	0.5	ug/L	
W-2201	5/19/21		1,1-Dichloroethene		0.61	ug/L	
W-2201	5/19/21		1,2-Dichloroethane	<	0.5	ug/L	
W-2201	5/19/21		Bromodichloromethane	<	0.5	ug/L	
W-2201	5/19/21		Bromoform	<	0.5	ug/L	
W-2201	5/19/21		Carbon tetrachloride	<	0.5	ug/L	
W-2201	5/19/21		Chloroform		3.3	ug/L	
W-2201	5/19/21		Dibromochloromethane	<	0.5	ug/L	
W-2201	5/19/21		Tetrachloroethene		0.85	ug/L	
W-2201	5/19/21		Trichloroethene		9.9	ug/L	
W-2201	5/19/21		Trichlorofluoromethane		0.51	ug/L	
W-2201	5/19/21		Trichlorotrifluoroethane		12	ug/L	
W-2201	5/19/21		Vinyl chloride	<	0.5	ug/L	
W-2201	5/19/21		cis-1,2-Dichloroethene	<	0.5	ug/L	
W-2201	5/19/21		trans-1,2-Dichloroethene	<	0.5	ug/L	
W-2201	5/19/21		Chromium		0.015	mg/L	
W-2201	5/19/21		Hexavalent Chromium		0.02	mg/L	
W-2201	5/19/21		Lead	<	0.005	mg/L	
W-2201	6/23/21		1,1,1-Trichloroethane	<	0.5	ug/L	
W-2201	6/23/21		1,1,2-Trichloroethane	<	0.5	ug/L	
W-2201	6/23/21		1,1-Dichloroethane	<	0.5	ug/L	
W-2201	6/23/21		1,1-Dichloroethene		0.64	ug/L	
W-2201	6/23/21		1,2-Dichloroethane	<	0.5	ug/L	
W-2201	6/23/21		Bromodichloromethane	<	0.5	ug/L	
W-2201	6/23/21		Bromoform	<	0.5	ug/L	
W-2201	6/23/21		Carbon tetrachloride	<	0.5	ug/L	
W-2201	6/23/21		Chloroform		3.5	ug/L	
W-2201	6/23/21		Dibromochloromethane	<	0.5	ug/L	
W-2201	6/23/21		Tetrachloroethene		0.95	ug/L	
W-2201	6/23/21		Trichloroethene		10	ug/L	
W-2201	6/23/21		Trichlorofluoromethane		0.55	ug/L	
W-2201	6/23/21		Trichlorotrifluoroethane		11	ug/L	
W-2201	6/23/21		Vinyl chloride	<	0.5	ug/L	
W-2201	6/23/21		cis-1,2-Dichloroethene	<	0.5	ug/L	
W-2201	6/23/21		trans-1,2-Dichloroethene	<	0.5	ug/L	
W-2201	6/23/21		Chromium		0.019	mg/L	
W-2201	6/23/21		Hexavalent Chromium		0.02	mg/L	
W-2201	6/23/21		Lead	<	0.005	mg/L	
W-2201	7/7/21		1,1,1-Trichloroethane	<	0.5	ug/L	
W-2201	7/7/21		1,1,2-Trichloroethane	<	0.5	ug/L	
W-2201	7/7/21		1,1-Dichloroethane	<	0.5	ug/L	
W-2201	7/7/21		1,1-Dichloroethene		0.6	ug/L	
W-2201	7/7/21		1,2-Dichloroethane	<	0.5	ug/L	
W-2201	7/7/21		Bromodichloromethane	<	0.5	ug/L	
W-2201	7/7/21		Bromoform	<	0.5	ug/L	

Attachment 2. Table 1. Groundwater analytical data, Livermore Site, 2021.

Well	Date	Sample Type	Parameter	LOS Indicator	Result	Units	QA Flag
W-2201	7/7/21		Carbon tetrachloride	<	0.5	ug/L	
W-2201	7/7/21		Chloroform		3.5	ug/L	
W-2201	7/7/21		Chromium		0.017	mg/L	
W-2201	7/7/21		Dibromochloromethane	<	0.5	ug/L	
W-2201	7/7/21		Tetrachloroethene		0.98	ug/L	
W-2201	7/7/21		Trichloroethene		10	ug/L	
W-2201	7/7/21		Trichlorofluoromethane		0.54	ug/L	
W-2201	7/7/21		Trichlorotrifluoroethane		11	ug/L	
W-2201	7/7/21		Vinyl chloride	<	0.5	ug/L	
W-2201	7/7/21		cis-1,2-Dichloroethene	<	0.5	ug/L	
W-2201	7/7/21		trans-1,2-Dichloroethene	<	0.5	ug/L	
W-2201	7/20/21		1,1,1-Trichloroethane	<	0.5	ug/L	
W-2201	7/20/21		1,1,2-Trichloroethane	<	0.5	ug/L	
W-2201	7/20/21		1,1-Dichloroethane	<	0.5	ug/L	
W-2201	7/20/21		1,1-Dichloroethene	<	0.5	ug/L	
W-2201	7/20/21		1,2-Dichloroethane	<	0.5	ug/L	
W-2201	7/20/21		Bromodichloromethane	<	0.5	ug/L	
W-2201	7/20/21		Bromoform	<	0.5	ug/L	
W-2201	7/20/21		Carbon tetrachloride	<	0.5	ug/L	
W-2201	7/20/21		Chloroform		3	ug/L	
W-2201	7/20/21		Dibromochloromethane	<	0.5	ug/L	
W-2201	7/20/21		Tetrachloroethene	<	0.5	ug/L	
W-2201	7/20/21		Trichloroethene		7.2	ug/L	
W-2201	7/20/21		Trichlorofluoromethane	<	0.5	ug/L	
W-2201	7/20/21		Trichlorotrifluoroethane		6.3	ug/L	
W-2201	7/20/21		Vinyl chloride	<	0.5	ug/L	
W-2201	7/20/21		cis-1,2-Dichloroethene	<	0.5	ug/L	
W-2201	7/20/21		trans-1,2-Dichloroethene	<	0.5	ug/L	
W-2201	7/20/21		Chromium		0.018	mg/L	
W-2201	7/20/21		Hexavalent Chromium		0.021	mg/L	L
W-2201	7/20/21		Lead	<	0.005	mg/L	
W-2201	8/17/21		1,1,1-Trichloroethane	<	0.5	ug/L	
W-2201	8/17/21		1,1,2-Trichloroethane	<	0.5	ug/L	
W-2201	8/17/21		1,1-Dichloroethane	<	0.5	ug/L	
W-2201	8/17/21		1,1-Dichloroethene		0.62	ug/L	
W-2201	8/17/21		1,2-Dichloroethane	<	0.5	ug/L	
W-2201	8/17/21		Bromodichloromethane	<	0.5	ug/L	
W-2201	8/17/21		Bromoform	<	0.5	ug/L	
W-2201	8/17/21		Carbon tetrachloride	<	0.5	ug/L	
W-2201	8/17/21		Chloroform		3.6	ug/L	
W-2201	8/17/21		Dibromochloromethane	<	0.5	ug/L	
W-2201	8/17/21		Tetrachloroethene		0.93	ug/L	
W-2201	8/17/21		Trichloroethene		11	ug/L	
W-2201	8/17/21		Trichlorofluoromethane		0.6	ug/L	
W-2201	8/17/21		Trichlorotrifluoroethane		12	ug/L	
W-2201	8/17/21		Vinyl chloride	<	0.5	ug/L	
W-2201	8/17/21		cis-1,2-Dichloroethene	<	0.5	ug/L	
W-2201	8/17/21		trans-1,2-Dichloroethene	<	0.5	ug/L	
W-2201	8/17/21		Chromium		0.016	mg/L	
W-2201	8/17/21		Hexavalent Chromium		0.021	mg/L	
W-2201	8/17/21		Lead	<	0.005	mg/L	
W-2201	9/22/21		1,1,1-Trichloroethane	<	0.5	ug/L	
W-2201	9/22/21		1,1,2-Trichloroethane	<	0.5	ug/L	
W-2201	9/22/21		1,1-Dichloroethane	<	0.5	ug/L	
W-2201	9/22/21		1,1-Dichloroethene		0.53	ug/L	
W-2201	9/22/21		1,2-Dichloroethane	<	0.5	ug/L	
W-2201	9/22/21		Bromodichloromethane	<	0.5	ug/L	
W-2201	9/22/21		Bromoform	<	0.5	ug/L	
W-2201	9/22/21		Carbon tetrachloride	<	0.5	ug/L	
W-2201	9/22/21		Chloroform		3.6	ug/L	

Attachment 2. Table 1. Groundwater analytical data, Livermore Site, 2021.

Well	Date	Sample Type	Parameter	LOS Indicator	Result	Units	QA Flag
W-2201	9/22/21		Dibromochloromethane	<	0.5	ug/L	
W-2201	9/22/21		Tetrachloroethene		0.9	ug/L	
W-2201	9/22/21		Trichloroethene		11	ug/L	
W-2201	9/22/21		Trichlorofluoromethane		0.59	ug/L	
W-2201	9/22/21		Trichlorotrifluoroethane		11	ug/L	
W-2201	9/22/21		Vinyl chloride	<	0.5	ug/L	
W-2201	9/22/21		cis-1,2-Dichloroethene	<	0.5	ug/L	
W-2201	9/22/21		trans-1,2-Dichloroethene	<	0.5	ug/L	
W-2201	9/22/21		Chromium		0.017	mg/L	
W-2201	9/22/21		Hexavalent Chromium		0.021	mg/L	
W-2201	9/22/21		Lead	<	0.005	mg/L	
W-2201	10/5/21		1,1,1-Trichloroethane	<	0.5	ug/L	
W-2201	10/5/21		1,1,2-Trichloroethane	<	0.5	ug/L	
W-2201	10/5/21		1,1-Dichloroethane	<	0.5	ug/L	
W-2201	10/5/21		1,1-Dichloroethene		0.67	ug/L	
W-2201	10/5/21		1,2-Dichloroethane	<	0.5	ug/L	
W-2201	10/5/21		Bromodichloromethane	<	0.5	ug/L	
W-2201	10/5/21		Bromoform	<	0.5	ug/L	
W-2201	10/5/21		Carbon tetrachloride	<	0.5	ug/L	
W-2201	10/5/21		Chloroform		3.4	ug/L	
W-2201	10/5/21		Dibromochloromethane	<	0.5	ug/L	
W-2201	10/5/21		Tetrachloroethene		0.94	ug/L	
W-2201	10/5/21		Trichloroethene		11	ug/L	
W-2201	10/5/21		Trichlorofluoromethane		0.56	ug/L	
W-2201	10/5/21		Trichlorotrifluoroethane		10	ug/L	
W-2201	10/5/21		Vinyl chloride	<	0.5	ug/L	
W-2201	10/5/21		cis-1,2-Dichloroethene	<	0.5	ug/L	
W-2201	10/5/21		trans-1,2-Dichloroethene	<	0.5	ug/L	
W-2201	10/26/21		1,1,1-Trichloroethane	<	0.5	ug/L	
W-2201	10/26/21		1,1,2-Trichloroethane	<	0.5	ug/L	
W-2201	10/26/21		1,1-Dichloroethane	<	0.5	ug/L	
W-2201	10/26/21		1,1-Dichloroethene		0.51	ug/L	
W-2201	10/26/21		1,2-Dichloroethane	<	0.5	ug/L	
W-2201	10/26/21		Bromodichloromethane	<	0.5	ug/L	
W-2201	10/26/21		Bromoform	<	0.5	ug/L	
W-2201	10/26/21		Carbon tetrachloride	<	0.5	ug/L	
W-2201	10/26/21		Chloroform		3.4	ug/L	
W-2201	10/26/21		Dibromochloromethane	<	0.5	ug/L	
W-2201	10/26/21		Tetrachloroethene		0.97	ug/L	
W-2201	10/26/21		Trichloroethene		11	ug/L	
W-2201	10/26/21		Trichlorofluoromethane		0.55	ug/L	
W-2201	10/26/21		Trichlorotrifluoroethane		10	ug/L	
W-2201	10/26/21		Vinyl chloride	<	0.5	ug/L	
W-2201	10/26/21		cis-1,2-Dichloroethene	<	0.5	ug/L	
W-2201	10/26/21		trans-1,2-Dichloroethene	<	0.5	ug/L	
W-2201	10/26/21		Chromium		0.014	mg/L	
W-2201	10/26/21		Hexavalent Chromium		0.02	mg/L	
W-2201	10/26/21		Lead	<	0.005	mg/L	
W-2201	11/17/21		1,1,1-Trichloroethane	<	0.5	ug/L	
W-2201	11/17/21		1,1,2-Trichloroethane	<	0.5	ug/L	
W-2201	11/17/21		1,1-Dichloroethane	<	0.5	ug/L	
W-2201	11/17/21		1,1-Dichloroethene		0.54	ug/L	
W-2201	11/17/21		1,2-Dichloroethane	<	0.5	ug/L	
W-2201	11/17/21		Bromodichloromethane	<	0.5	ug/L	
W-2201	11/17/21		Bromoform	<	0.5	ug/L	
W-2201	11/17/21		Carbon tetrachloride	<	0.5	ug/L	
W-2201	11/17/21		Chloroform		3.8	ug/L	
W-2201	11/17/21		Dibromochloromethane	<	0.5	ug/L	
W-2201	11/17/21		Tetrachloroethene		0.91	ug/L	
W-2201	11/17/21		Trichloroethene		11	ug/L	

Attachment 2. Table 1. Groundwater analytical data, Livermore Site, 2021.

Well	Date	Sample Type	Parameter	LOS Indicator	Result	Units	QA Flag
W-2201	11/17/21		Trichlorofluoromethane		0.63	ug/L	
W-2201	11/17/21		Trichlorotrifluoroethane		11	ug/L	
W-2201	11/17/21		Vinyl chloride	<	0.5	ug/L	
W-2201	11/17/21		cis-1,2-Dichloroethene	<	0.5	ug/L	
W-2201	11/17/21		trans-1,2-Dichloroethene	<	0.5	ug/L	
W-2201	11/17/21		Chromium		0.016	mg/L	
W-2201	11/17/21		Hexavalent Chromium		0.019	mg/L	
W-2201	11/17/21		Lead	<	0.005	mg/L	
W-2201	12/20/21		1,1,1-Trichloroethane	<	0.5	ug/L	
W-2201	12/20/21		1,1,2-Trichloroethane	<	0.5	ug/L	
W-2201	12/20/21		1,1-Dichloroethane	<	0.5	ug/L	
W-2201	12/20/21		1,1-Dichloroethene		0.56	ug/L	
W-2201	12/20/21		1,2-Dichloroethane	<	0.5	ug/L	
W-2201	12/20/21		Bromodichloromethane	<	0.5	ug/L	
W-2201	12/20/21		Bromoform	<	0.5	ug/L	
W-2201	12/20/21		Carbon tetrachloride	<	0.5	ug/L	
W-2201	12/20/21		Chloroform		3.7	ug/L	
W-2201	12/20/21		Dibromochloromethane	<	0.5	ug/L	
W-2201	12/20/21		Tetrachloroethene		1	ug/L	
W-2201	12/20/21		Trichloroethene		11	ug/L	
W-2201	12/20/21		Trichlorofluoromethane		0.6	ug/L	
W-2201	12/20/21		Trichlorotrifluoroethane		11	ug/L	
W-2201	12/20/21		Vinyl chloride	<	0.5	ug/L	
W-2201	12/20/21		cis-1,2-Dichloroethene	<	0.5	ug/L	
W-2201	12/20/21		trans-1,2-Dichloroethene	<	0.5	ug/L	
W-2201	12/20/21		Chromium		0.019	mg/L	
W-2201	12/20/21		Hexavalent Chromium	<	0.002	mg/L	
W-2201	12/20/21		Lead	<	0.005	mg/L	
W-2202	2/24/21		1,1,1-Trichloroethane	<	0.5	ug/L	
W-2202	2/24/21		1,1,2-Trichloroethane	<	0.5	ug/L	
W-2202	2/24/21		1,1-Dichloroethane	<	0.5	ug/L	
W-2202	2/24/21		1,1-Dichloroethene		2.1	ug/L	
W-2202	2/24/21		1,2-Dichloroethane	<	0.5	ug/L	
W-2202	2/24/21		Bromodichloromethane	<	0.5	ug/L	
W-2202	2/24/21		Bromoform	<	0.5	ug/L	
W-2202	2/24/21		Carbon tetrachloride		2.5	ug/L	
W-2202	2/24/21		Chloroform		1.2	ug/L	
W-2202	2/24/21		Dibromochloromethane	<	0.5	ug/L	
W-2202	2/24/21		Tetrachloroethene		2.3	ug/L	
W-2202	2/24/21		Trichloroethene		50	ug/L	
W-2202	2/24/21		Trichlorofluoromethane	<	0.5	ug/L	
W-2202	2/24/21		Trichlorotrifluoroethane		0.68	ug/L	
W-2202	2/24/21		Vinyl chloride	<	0.5	ug/L	
W-2202	2/24/21		cis-1,2-Dichloroethene	<	0.5	ug/L	
W-2202	2/24/21		trans-1,2-Dichloroethene	<	0.5	ug/L	
W-2202	4/21/21		1,1,1-Trichloroethane	<	0.5	ug/L	
W-2202	4/21/21		1,1,2-Trichloroethane	<	0.5	ug/L	
W-2202	4/21/21		1,1-Dichloroethane	<	0.5	ug/L	
W-2202	4/21/21		1,1-Dichloroethene		0.83	ug/L	
W-2202	4/21/21		1,2-Dichloroethane	<	0.5	ug/L	
W-2202	4/21/21		Bromodichloromethane	<	0.5	ug/L	
W-2202	4/21/21		Bromoform	<	0.5	ug/L	
W-2202	4/21/21		Carbon tetrachloride		0.96	ug/L	
W-2202	4/21/21		Chloroform		0.58	ug/L	
W-2202	4/21/21		Dibromochloromethane	<	0.5	ug/L	
W-2202	4/21/21		Tetrachloroethene		1.2	ug/L	
W-2202	4/21/21		Trichloroethene		24	ug/L	
W-2202	4/21/21		Trichlorofluoromethane	<	0.5	ug/L	
W-2202	4/21/21		Trichlorotrifluoroethane	<	0.5	ug/L	
W-2202	4/21/21		Vinyl chloride	<	0.5	ug/L	

Attachment 2. Table 1. Groundwater analytical data, Livermore Site, 2021.

Well	Date	Sample Type	Parameter	LOS Indicator	Result	Units	QA Flag
W-2202	4/21/21		cis-1,2-Dichloroethene	<	0.5	ug/L	
W-2202	4/21/21		trans-1,2-Dichloroethene	<	0.5	ug/L	
W-2202	9/16/21		1,1,1-Trichloroethane	<	0.5	ug/L	
W-2202	9/16/21		1,1,2-Trichloroethane	<	0.5	ug/L	
W-2202	9/16/21		1,1-Dichloroethane	<	0.5	ug/L	
W-2202	9/16/21		1,1-Dichloroethene		2.5	ug/L	
W-2202	9/16/21		1,2-Dichloroethane	<	0.5	ug/L	
W-2202	9/16/21		Bromodichloromethane	<	0.5	ug/L	
W-2202	9/16/21		Bromoform	<	0.5	ug/L	
W-2202	9/16/21		Carbon tetrachloride		3.7	ug/L	
W-2202	9/16/21		Chloroform		1.7	ug/L	
W-2202	9/16/21		Dibromochloromethane	<	0.5	ug/L	
W-2202	9/16/21		Tetrachloroethene		3.2	ug/L	
W-2202	9/16/21		Trichloroethene		74	ug/L	L
W-2202	9/16/21		Trichlorofluoromethane	<	0.5	ug/L	
W-2202	9/16/21		Trichlorotrifluoroethane		1	ug/L	
W-2202	9/16/21		Vinyl chloride	<	0.5	ug/L	
W-2202	9/16/21		cis-1,2-Dichloroethene	<	0.5	ug/L	
W-2202	9/16/21		trans-1,2-Dichloroethene	<	0.5	ug/L	
W-2202	9/16/21	DUP	1,1,1-Trichloroethane	<	0.5	ug/L	
W-2202	9/16/21	DUP	1,1,2-Trichloroethane	<	0.5	ug/L	
W-2202	9/16/21	DUP	1,1-Dichloroethane	<	0.5	ug/L	
W-2202	9/16/21	DUP	1,1-Dichloroethene		2	ug/L	
W-2202	9/16/21	DUP	1,2-Dichloroethane	<	0.5	ug/L	
W-2202	9/16/21	DUP	Bromodichloromethane	<	0.5	ug/L	
W-2202	9/16/21	DUP	Bromoform	<	0.5	ug/L	
W-2202	9/16/21	DUP	Carbon tetrachloride		2.1	ug/L	
W-2202	9/16/21	DUP	Chloroform		1.2	ug/L	
W-2202	9/16/21	DUP	Dibromochloromethane	<	0.5	ug/L	
W-2202	9/16/21	DUP	Tetrachloroethene		2.6	ug/L	
W-2202	9/16/21	DUP	Trichloroethene		55	ug/L	
W-2202	9/16/21	DUP	Trichlorofluoromethane	<	0.5	ug/L	
W-2202	9/16/21	DUP	Trichlorotrifluoroethane		0.9	ug/L	
W-2202	9/16/21	DUP	Vinyl chloride	<	0.5	ug/L	
W-2202	9/16/21	DUP	cis-1,2-Dichloroethene	<	0.5	ug/L	
W-2202	9/16/21	DUP	trans-1,2-Dichloroethene	<	0.5	ug/L	
W-2202	10/7/21		1,1,1-Trichloroethane	<	0.5	ug/L	
W-2202	10/7/21		1,1,2-Trichloroethane	<	0.5	ug/L	
W-2202	10/7/21		1,1-Dichloroethane	<	0.5	ug/L	
W-2202	10/7/21		1,1-Dichloroethene		0.87	ug/L	
W-2202	10/7/21		1,2-Dichloroethane	<	0.5	ug/L	
W-2202	10/7/21		Bromodichloromethane	<	0.5	ug/L	
W-2202	10/7/21		Bromoform	<	0.5	ug/L	
W-2202	10/7/21		Carbon tetrachloride		2.6	ug/L	
W-2202	10/7/21		Chloroform		1.4	ug/L	
W-2202	10/7/21		Dibromochloromethane	<	0.5	ug/L	
W-2202	10/7/21		Tetrachloroethene		1.8	ug/L	
W-2202	10/7/21		Trichloroethene		53	ug/L	
W-2202	10/7/21		Trichlorofluoromethane	<	0.5	ug/L	
W-2202	10/7/21		Trichlorotrifluoroethane		0.71	ug/L	
W-2202	10/7/21		Vinyl chloride	<	0.5	ug/L	
W-2202	10/7/21		cis-1,2-Dichloroethene	<	0.5	ug/L	
W-2202	10/7/21		trans-1,2-Dichloroethene	<	0.5	ug/L	
W-2203	1/14/21		1,1,1-Trichloroethane	<	0.5	ug/L	
W-2203	1/14/21		1,1,2-Trichloroethane	<	0.5	ug/L	
W-2203	1/14/21		1,1-Dichloroethane	<	0.5	ug/L	
W-2203	1/14/21		1,1-Dichloroethene		2.2	ug/L	
W-2203	1/14/21		1,2-Dichloroethane	<	0.5	ug/L	
W-2203	1/14/21		Bromodichloromethane	<	0.5	ug/L	
W-2203	1/14/21		Bromoform	<	0.5	ug/L	

Attachment 2. Table 1. Groundwater analytical data, Livermore Site, 2021.

Well	Date	Sample Type	Parameter	LOS Indicator	Result	Units	QA Flag
W-2203	1/14/21		Carbon tetrachloride		9.1	ug/L	
W-2203	1/14/21		Chloroform		2.7	ug/L	
W-2203	1/14/21		Dibromochloromethane	<	0.5	ug/L	
W-2203	1/14/21		Tetrachloroethene		6	ug/L	
W-2203	1/14/21		Trichloroethene		98	ug/L	
W-2203	1/14/21		Trichlorofluoromethane	<	0.5	ug/L	
W-2203	1/14/21		Trichlorotrifluoroethane		2	ug/L	
W-2203	1/14/21		Vinyl chloride	<	0.5	ug/L	
W-2203	1/14/21		cis-1,2-Dichloroethene	<	0.5	ug/L	
W-2203	1/14/21		trans-1,2-Dichloroethene	<	0.5	ug/L	
W-2203	5/13/21		1,1,1-Trichloroethane	<	0.5	ug/L	
W-2203	5/13/21		1,1,2-Trichloroethane	<	0.5	ug/L	
W-2203	5/13/21		1,1-Dichloroethane	<	0.5	ug/L	
W-2203	5/13/21		1,1-Dichloroethene		2	ug/L	
W-2203	5/13/21		1,2-Dichloroethane	<	0.5	ug/L	
W-2203	5/13/21		Bromodichloromethane	<	0.5	ug/L	
W-2203	5/13/21		Bromoform	<	0.5	ug/L	
W-2203	5/13/21		Carbon tetrachloride		8.9	ug/L	
W-2203	5/13/21		Chloroform		2.9	ug/L	
W-2203	5/13/21		Dibromochloromethane	<	0.5	ug/L	
W-2203	5/13/21		Tetrachloroethene		6.3	ug/L	L
W-2203	5/13/21		Trichloroethene		92	ug/L	
W-2203	5/13/21		Trichlorofluoromethane	<	0.5	ug/L	
W-2203	5/13/21		Trichlorotrifluoroethane		1.8	ug/L	
W-2203	5/13/21		Vinyl chloride	<	0.5	ug/L	
W-2203	5/13/21		cis-1,2-Dichloroethene	<	0.5	ug/L	
W-2203	5/13/21		trans-1,2-Dichloroethene	<	0.5	ug/L	
W-2203	7/12/21		1,1,1-Trichloroethane	<	0.5	ug/L	
W-2203	7/12/21		1,1,2-Trichloroethane	<	0.5	ug/L	
W-2203	7/12/21		1,1-Dichloroethane	<	0.5	ug/L	
W-2203	7/12/21		1,1-Dichloroethene		2.4	ug/L	
W-2203	7/12/21		1,2-Dichloroethane	<	0.5	ug/L	
W-2203	7/12/21		Bromodichloromethane	<	0.5	ug/L	
W-2203	7/12/21		Bromoform	<	0.5	ug/L	
W-2203	7/12/21		Carbon tetrachloride		9.4	ug/L	
W-2203	7/12/21		Chloroform		2.9	ug/L	
W-2203	7/12/21		Dibromochloromethane	<	0.5	ug/L	
W-2203	7/12/21		Tetrachloroethene		6.8	ug/L	
W-2203	7/12/21		Trichloroethene		98	ug/L	
W-2203	7/12/21		Trichlorofluoromethane	<	0.5	ug/L	
W-2203	7/12/21		Trichlorotrifluoroethane		2.2	ug/L	
W-2203	7/12/21		Vinyl chloride	<	0.5	ug/L	
W-2203	7/12/21		cis-1,2-Dichloroethene	<	0.5	ug/L	
W-2203	7/12/21		trans-1,2-Dichloroethene	<	0.5	ug/L	
W-2203	10/4/21		1,1,1-Trichloroethane	<	0.5	ug/L	
W-2203	10/4/21		1,1,2-Trichloroethane	<	0.5	ug/L	
W-2203	10/4/21		1,1-Dichloroethane	<	0.5	ug/L	
W-2203	10/4/21		1,1-Dichloroethene		2.4	ug/L	
W-2203	10/4/21		1,2-Dichloroethane	<	0.5	ug/L	
W-2203	10/4/21		Bromodichloromethane	<	0.5	ug/L	
W-2203	10/4/21		Bromoform	<	0.5	ug/L	
W-2203	10/4/21		Carbon tetrachloride		9.9	ug/L	
W-2203	10/4/21		Chloroform		3.1	ug/L	
W-2203	10/4/21		Dibromochloromethane	<	0.5	ug/L	
W-2203	10/4/21		Tetrachloroethene		6.5	ug/L	
W-2203	10/4/21		Trichloroethene		100	ug/L	
W-2203	10/4/21		Trichlorofluoromethane	<	0.5	ug/L	
W-2203	10/4/21		Trichlorotrifluoroethane		2.2	ug/L	
W-2203	10/4/21		Vinyl chloride	<	0.5	ug/L	
W-2203	10/4/21		cis-1,2-Dichloroethene	<	0.5	ug/L	

Attachment 2. Table 1. Groundwater analytical data, Livermore Site, 2021.

Well	Date	Sample Type	Parameter	LOS Indicator	Result	Units	QA Flag
W-2203	10/4/21		trans-1,2-Dichloroethene	<	0.5	ug/L	
W-2204	1/14/21		1,1,1-Trichloroethane	<	0.5	ug/L	
W-2204	1/14/21		1,1,2-Trichloroethane	<	0.5	ug/L	
W-2204	1/14/21		1,1-Dichloroethane		1.4	ug/L	
W-2204	1/14/21		1,1-Dichloroethene		17	ug/L	
W-2204	1/14/21		1,2-Dichloroethane		64	ug/L	
W-2204	1/14/21		Bromodichloromethane	<	0.5	ug/L	
W-2204	1/14/21		Bromoform	<	0.5	ug/L	
W-2204	1/14/21		Carbon tetrachloride		34	ug/L	
W-2204	1/14/21		Chloroform		6.8	ug/L	
W-2204	1/14/21		Dibromochloromethane	<	0.5	ug/L	
W-2204	1/14/21		Tetrachloroethene		110	ug/L	D
W-2204	1/14/21		Trichloroethene		1600	ug/L	D
W-2204	1/14/21		Trichlorofluoromethane	<	0.5	ug/L	
W-2204	1/14/21		Trichlorotrifluoroethane	<	0.5	ug/L	
W-2204	1/14/21		Vinyl chloride	<	0.5	ug/L	
W-2204	1/14/21		cis-1,2-Dichloroethene	<	0.5	ug/L	
W-2204	1/14/21		trans-1,2-Dichloroethene	<	0.5	ug/L	
W-2204	1/14/21		Tritium		12100	pCi/L	
W-2204	4/21/21		1,1,1-Trichloroethane	<	0.5	ug/L	
W-2204	4/21/21		1,1,2-Trichloroethane	<	0.5	ug/L	
W-2204	4/21/21		1,1-Dichloroethane		1.4	ug/L	
W-2204	4/21/21		1,1-Dichloroethene		18	ug/L	
W-2204	4/21/21		1,2-Dichloroethane		72	ug/L	
W-2204	4/21/21		Bromodichloromethane	<	0.5	ug/L	
W-2204	4/21/21		Bromoform	<	0.5	ug/L	
W-2204	4/21/21		Carbon tetrachloride		31	ug/L	
W-2204	4/21/21		Chloroform		7.3	ug/L	
W-2204	4/21/21		Dibromochloromethane	<	0.5	ug/L	
W-2204	4/21/21		Tetrachloroethene		110	ug/L	D
W-2204	4/21/21		Trichloroethene		1500	ug/L	D
W-2204	4/21/21		Trichlorofluoromethane	<	0.5	ug/L	
W-2204	4/21/21		Trichlorotrifluoroethane	<	0.5	ug/L	
W-2204	4/21/21		Vinyl chloride	<	0.5	ug/L	
W-2204	4/21/21		cis-1,2-Dichloroethene	<	0.5	ug/L	
W-2204	4/21/21		trans-1,2-Dichloroethene	<	0.5	ug/L	
W-2204	4/21/21		Tritium		15800	pCi/L	
W-2204	7/20/21		1,1,1-Trichloroethane	<	0.5	ug/L	
W-2204	7/20/21		1,1,2-Trichloroethane	<	0.5	ug/L	
W-2204	7/20/21		1,1-Dichloroethane		1.2	ug/L	
W-2204	7/20/21		1,1-Dichloroethene		14	ug/L	
W-2204	7/20/21		1,2-Dichloroethane		76	ug/L	
W-2204	7/20/21		Bromodichloromethane	<	0.5	ug/L	
W-2204	7/20/21		Bromoform	<	0.5	ug/L	
W-2204	7/20/21		Carbon tetrachloride		26	ug/L	
W-2204	7/20/21		Chloroform		6.6	ug/L	
W-2204	7/20/21		Dibromochloromethane	<	0.5	ug/L	
W-2204	7/20/21		Tetrachloroethene		100	ug/L	D
W-2204	7/20/21		Trichloroethene		1200	ug/L	D
W-2204	7/20/21		Trichlorofluoromethane	<	0.5	ug/L	
W-2204	7/20/21		Trichlorotrifluoroethane	<	0.5	ug/L	
W-2204	7/20/21		Vinyl chloride	<	0.5	ug/L	
W-2204	7/20/21		cis-1,2-Dichloroethene	<	0.5	ug/L	
W-2204	7/20/21		trans-1,2-Dichloroethene	<	0.5	ug/L	
W-2204	7/20/21		Tritium		16200	pCi/L	
W-2204	10/14/21		1,1,1-Trichloroethane	<	0.5	ug/L	
W-2204	10/14/21		1,1,2-Trichloroethane	<	0.5	ug/L	
W-2204	10/14/21		1,1-Dichloroethane		1.4	ug/L	
W-2204	10/14/21		1,1-Dichloroethene		12	ug/L	
W-2204	10/14/21		1,2-Dichloroethane		86	ug/L	

Attachment 2. Table 1. Groundwater analytical data, Livermore Site, 2021.

Well	Date	Sample Type	Parameter	LOS Indicator	Result	Units	QA Flag
W-2204	10/14/21		Bromodichloromethane	<	0.5	ug/L	
W-2204	10/14/21		Bromoform	<	0.5	ug/L	
W-2204	10/14/21		Carbon tetrachloride		22	ug/L	
W-2204	10/14/21		Chloroform		6.8	ug/L	
W-2204	10/14/21		Dibromochloromethane	<	0.5	ug/L	
W-2204	10/14/21		Tetrachloroethene		86	ug/L	
W-2204	10/14/21		Trichloroethene		1300	ug/L	D
W-2204	10/14/21		Trichlorofluoromethane	<	0.5	ug/L	
W-2204	10/14/21		Trichlorotrifluoroethane	<	0.5	ug/L	
W-2204	10/14/21		Vinyl chloride	<	0.5	ug/L	
W-2204	10/14/21		cis-1,2-Dichloroethene	<	0.5	ug/L	
W-2204	10/14/21		trans-1,2-Dichloroethene	<	0.5	ug/L	
W-2204	10/14/21		Tritium		20700	pCi/L	
W-2205	1/14/21		1,1,1-Trichloroethane	<	0.5	ug/L	
W-2205	1/14/21		1,1,2-Trichloroethane	<	0.5	ug/L	
W-2205	1/14/21		1,1-Dichloroethane		0.57	ug/L	
W-2205	1/14/21		1,1-Dichloroethene		9	ug/L	
W-2205	1/14/21		1,2-Dichloroethane		6.3	ug/L	
W-2205	1/14/21		Bromodichloromethane	<	0.5	ug/L	
W-2205	1/14/21		Bromoform	<	0.5	ug/L	
W-2205	1/14/21		Carbon tetrachloride		31	ug/L	
W-2205	1/14/21		Chloroform		5.7	ug/L	
W-2205	1/14/21		Dibromochloromethane	<	0.5	ug/L	
W-2205	1/14/21		Tetrachloroethene		26	ug/L	
W-2205	1/14/21		Trichloroethene		950	ug/L	D
W-2205	1/14/21		Trichlorofluoromethane	<	0.5	ug/L	
W-2205	1/14/21		Trichlorotrifluoroethane	<	0.5	ug/L	
W-2205	1/14/21		Vinyl chloride	<	0.5	ug/L	
W-2205	1/14/21		cis-1,2-Dichloroethene	<	0.5	ug/L	
W-2205	1/14/21		trans-1,2-Dichloroethene	<	0.5	ug/L	
W-2205	1/14/21		Tritium		2970	pCi/L	
W-2205	4/21/21		1,1,1-Trichloroethane	<	0.5	ug/L	
W-2205	4/21/21		1,1,2-Trichloroethane	<	0.5	ug/L	
W-2205	4/21/21		1,1-Dichloroethane		0.62	ug/L	
W-2205	4/21/21		1,1-Dichloroethene		11	ug/L	
W-2205	4/21/21		1,2-Dichloroethane		5.8	ug/L	
W-2205	4/21/21		Bromodichloromethane	<	0.5	ug/L	
W-2205	4/21/21		Bromoform	<	0.5	ug/L	
W-2205	4/21/21		Carbon tetrachloride		33	ug/L	
W-2205	4/21/21		Chloroform		6.3	ug/L	
W-2205	4/21/21		Dibromochloromethane	<	0.5	ug/L	
W-2205	4/21/21		Tetrachloroethene		30	ug/L	
W-2205	4/21/21		Trichloroethene		1200	ug/L	D
W-2205	4/21/21		Trichlorofluoromethane	<	0.5	ug/L	
W-2205	4/21/21		Trichlorotrifluoroethane	<	0.5	ug/L	
W-2205	4/21/21		Vinyl chloride	<	0.5	ug/L	
W-2205	4/21/21		cis-1,2-Dichloroethene	<	0.5	ug/L	
W-2205	4/21/21		trans-1,2-Dichloroethene	<	0.5	ug/L	
W-2205	4/21/21		Tritium		2540	pCi/L	
W-2205	7/20/21		1,1,1-Trichloroethane	<	0.5	ug/L	
W-2205	7/20/21		1,1,2-Trichloroethane	<	0.5	ug/L	
W-2205	7/20/21		1,1-Dichloroethane		0.61	ug/L	
W-2205	7/20/21		1,1-Dichloroethene		12	ug/L	
W-2205	7/20/21		1,2-Dichloroethane		5.6	ug/L	
W-2205	7/20/21		Bromodichloromethane	<	0.5	ug/L	
W-2205	7/20/21		Bromoform	<	0.5	ug/L	
W-2205	7/20/21		Carbon tetrachloride		37	ug/L	
W-2205	7/20/21		Chloroform		6.5	ug/L	
W-2205	7/20/21		Dibromochloromethane	<	0.5	ug/L	
W-2205	7/20/21		Tetrachloroethene		33	ug/L	

Attachment 2. Table 1. Groundwater analytical data, Livermore Site, 2021.

Well	Date	Sample Type	Parameter	LOS Indicator	Result	Units	QA Flag
W-2205	7/20/21		Trichloroethene		1100	ug/L	D
W-2205	7/20/21		Trichlorofluoromethane		0.53	ug/L	
W-2205	7/20/21		Trichlorotrifluoroethane	<	0.5	ug/L	
W-2205	7/20/21		Vinyl chloride	<	0.5	ug/L	
W-2205	7/20/21		cis-1,2-Dichloroethene	<	0.5	ug/L	
W-2205	7/20/21		trans-1,2-Dichloroethene	<	0.5	ug/L	
W-2205	7/20/21		Tritium		2130	pCi/L	
W-2205	10/14/21		1,1,1-Trichloroethane	<	0.5	ug/L	
W-2205	10/14/21		1,1,2-Trichloroethane	<	0.5	ug/L	
W-2205	10/14/21		1,1-Dichloroethane		0.72	ug/L	
W-2205	10/14/21		1,1-Dichloroethene		14	ug/L	
W-2205	10/14/21		1,2-Dichloroethane		5.8	ug/L	
W-2205	10/14/21		Bromodichloromethane	<	0.5	ug/L	
W-2205	10/14/21		Bromoform	<	0.5	ug/L	
W-2205	10/14/21		Carbon tetrachloride		41	ug/L	
W-2205	10/14/21		Chloroform		6.7	ug/L	
W-2205	10/14/21		Dibromochloromethane	<	0.5	ug/L	
W-2205	10/14/21		Tetrachloroethene		33	ug/L	
W-2205	10/14/21		Trichloroethene		1200	ug/L	D
W-2205	10/14/21		Trichlorofluoromethane		0.61	ug/L	
W-2205	10/14/21		Trichlorotrifluoroethane	<	0.5	ug/L	
W-2205	10/14/21		Vinyl chloride	<	0.5	ug/L	
W-2205	10/14/21		cis-1,2-Dichloroethene	<	0.5	ug/L	
W-2205	10/14/21		trans-1,2-Dichloroethene	<	0.5	ug/L	
W-2205	10/14/21		Tritium		2020	pCi/L	
W-2207B	1/14/21		1,1,1-Trichloroethane	<	0.5	ug/L	
W-2207B	1/14/21		1,1,2-Trichloroethane	<	0.5	ug/L	
W-2207B	1/14/21		1,1-Dichloroethane	<	0.5	ug/L	
W-2207B	1/14/21		1,1-Dichloroethene		2.9	ug/L	
W-2207B	1/14/21		1,2-Dichloroethane	<	0.5	ug/L	
W-2207B	1/14/21		Bromodichloromethane	<	0.5	ug/L	
W-2207B	1/14/21		Bromoform	<	0.5	ug/L	
W-2207B	1/14/21		Carbon tetrachloride		1.4	ug/L	
W-2207B	1/14/21		Chloroform		2.9	ug/L	
W-2207B	1/14/21		Dibromochloromethane	<	0.5	ug/L	
W-2207B	1/14/21		Tetrachloroethene		2.1	ug/L	
W-2207B	1/14/21		Trichloroethene		760	ug/L	D
W-2207B	1/14/21		Trichlorofluoromethane	<	0.5	ug/L	
W-2207B	1/14/21		Trichlorotrifluoroethane	<	0.5	ug/L	
W-2207B	1/14/21		Vinyl chloride	<	0.5	ug/L	
W-2207B	1/14/21		cis-1,2-Dichloroethene	<	0.5	ug/L	
W-2207B	1/14/21		trans-1,2-Dichloroethene	<	0.5	ug/L	
W-2207B	1/14/21		Tritium	<	100	pCi/L	
W-2207B	4/21/21		1,1,1-Trichloroethane	<	0.5	ug/L	
W-2207B	4/21/21		1,1,2-Trichloroethane	<	0.5	ug/L	
W-2207B	4/21/21		1,1-Dichloroethane	<	0.5	ug/L	
W-2207B	4/21/21		1,1-Dichloroethene		3.3	ug/L	
W-2207B	4/21/21		1,2-Dichloroethane	<	0.5	ug/L	
W-2207B	4/21/21		Bromodichloromethane	<	0.5	ug/L	
W-2207B	4/21/21		Bromoform	<	0.5	ug/L	
W-2207B	4/21/21		Carbon tetrachloride		1.8	ug/L	
W-2207B	4/21/21		Chloroform		3.6	ug/L	
W-2207B	4/21/21		Dibromochloromethane	<	0.5	ug/L	
W-2207B	4/21/21		Tetrachloroethene		2.3	ug/L	
W-2207B	4/21/21		Trichloroethene		990	ug/L	D
W-2207B	4/21/21		Trichlorofluoromethane	<	0.5	ug/L	
W-2207B	4/21/21		Trichlorotrifluoroethane	<	0.5	ug/L	
W-2207B	4/21/21		Vinyl chloride	<	0.5	ug/L	
W-2207B	4/21/21		cis-1,2-Dichloroethene	<	0.5	ug/L	
W-2207B	4/21/21		trans-1,2-Dichloroethene	<	0.5	ug/L	

Attachment 2. Table 1. Groundwater analytical data, Livermore Site, 2021.

Well	Date	Sample Type	Parameter	LOS Indicator	Result	Units	QA Flag
W-2207B	4/21/21		Tritium	<	100	pCi/L	
W-2207B	7/20/21		1,1,1-Trichloroethane	<	0.5	ug/L	
W-2207B	7/20/21		1,1,2-Trichloroethane	<	0.5	ug/L	
W-2207B	7/20/21		1,1-Dichloroethane	<	0.5	ug/L	
W-2207B	7/20/21		1,1-Dichloroethene		3.3	ug/L	
W-2207B	7/20/21		1,2-Dichloroethane	<	0.5	ug/L	
W-2207B	7/20/21		Bromodichloromethane	<	0.5	ug/L	
W-2207B	7/20/21		Bromoform	<	0.5	ug/L	
W-2207B	7/20/21		Carbon tetrachloride		2	ug/L	
W-2207B	7/20/21		Chloroform		3.8	ug/L	
W-2207B	7/20/21		Dibromochloromethane	<	0.5	ug/L	
W-2207B	7/20/21		Tetrachloroethene		2.3	ug/L	
W-2207B	7/20/21		Trichloroethene		1100	ug/L	D
W-2207B	7/20/21		Trichlorofluoromethane	<	0.5	ug/L	
W-2207B	7/20/21		Trichlorotrifluoroethane	<	0.5	ug/L	
W-2207B	7/20/21		Vinyl chloride	<	0.5	ug/L	
W-2207B	7/20/21		cis-1,2-Dichloroethene	<	0.5	ug/L	
W-2207B	7/20/21		trans-1,2-Dichloroethene	<	0.5	ug/L	
W-2207B	7/20/21		Tritium	<	100	pCi/L	
W-2207B	10/14/21		1,1,1-Trichloroethane	<	0.5	ug/L	
W-2207B	10/14/21		1,1,2-Trichloroethane	<	0.5	ug/L	
W-2207B	10/14/21		1,1-Dichloroethane	<	0.5	ug/L	
W-2207B	10/14/21		1,1-Dichloroethene		2.9	ug/L	
W-2207B	10/14/21		1,2-Dichloroethane	<	0.5	ug/L	
W-2207B	10/14/21		Bromodichloromethane	<	0.5	ug/L	
W-2207B	10/14/21		Bromoform	<	0.5	ug/L	
W-2207B	10/14/21		Carbon tetrachloride		1.6	ug/L	
W-2207B	10/14/21		Chloroform		3.4	ug/L	
W-2207B	10/14/21		Dibromochloromethane	<	0.5	ug/L	
W-2207B	10/14/21		Tetrachloroethene		1.8	ug/L	
W-2207B	10/14/21		Trichloroethene		940	ug/L	D
W-2207B	10/14/21		Trichlorofluoromethane	<	0.5	ug/L	
W-2207B	10/14/21		Trichlorotrifluoroethane	<	0.5	ug/L	
W-2207B	10/14/21		Vinyl chloride	<	0.5	ug/L	
W-2207B	10/14/21		cis-1,2-Dichloroethene	<	0.5	ug/L	
W-2207B	10/14/21		trans-1,2-Dichloroethene	<	0.5	ug/L	
W-2207B	10/14/21		Tritium	<	100	pCi/L	
W-2208B	1/14/21		1,1,1-Trichloroethane	<	0.5	ug/L	
W-2208B	1/14/21		1,1,2-Trichloroethane		11	ug/L	
W-2208B	1/14/21		1,1-Dichloroethane		0.56	ug/L	
W-2208B	1/14/21		1,1-Dichloroethene		1.8	ug/L	
W-2208B	1/14/21		1,2-Dichloroethane		4.4	ug/L	
W-2208B	1/14/21		Bromodichloromethane	<	0.5	ug/L	
W-2208B	1/14/21		Bromoform	<	0.5	ug/L	
W-2208B	1/14/21		Carbon tetrachloride	<	0.5	ug/L	
W-2208B	1/14/21		Chloroform		1.4	ug/L	
W-2208B	1/14/21		Dibromochloromethane	<	0.5	ug/L	
W-2208B	1/14/21		Tetrachloroethene		2.8	ug/L	
W-2208B	1/14/21		Trichloroethene		58	ug/L	
W-2208B	1/14/21		Trichlorofluoromethane	<	0.5	ug/L	
W-2208B	1/14/21		Trichlorotrifluoroethane	<	0.5	ug/L	
W-2208B	1/14/21		Vinyl chloride	<	0.5	ug/L	
W-2208B	1/14/21		cis-1,2-Dichloroethene		5.3	ug/L	
W-2208B	1/14/21		trans-1,2-Dichloroethene	<	0.5	ug/L	
W-2208B	1/14/21		Tritium		115	pCi/L	
W-2208B	4/21/21		1,1,1-Trichloroethane	<	0.5	ug/L	
W-2208B	4/21/21		1,1,2-Trichloroethane		7.4	ug/L	
W-2208B	4/21/21		1,1-Dichloroethane	<	0.5	ug/L	
W-2208B	4/21/21		1,1-Dichloroethene		1.1	ug/L	
W-2208B	4/21/21		1,2-Dichloroethane		2.6	ug/L	

Attachment 2. Table 1. Groundwater analytical data, Livermore Site, 2021.

Well	Date	Sample Type	Parameter	LOS Indicator	Result	Units	QA Flag
W-2208B	4/21/21		Bromodichloromethane	<	0.5	ug/L	
W-2208B	4/21/21		Bromoform	<	0.5	ug/L	
W-2208B	4/21/21		Carbon tetrachloride	<	0.5	ug/L	
W-2208B	4/21/21		Chloroform		1	ug/L	
W-2208B	4/21/21		Dibromochloromethane	<	0.5	ug/L	
W-2208B	4/21/21		Tetrachloroethene		1.5	ug/L	
W-2208B	4/21/21		Trichloroethene		57	ug/L	
W-2208B	4/21/21		Trichlorofluoromethane	<	0.5	ug/L	
W-2208B	4/21/21		Trichlorotrifluoroethane	<	0.5	ug/L	
W-2208B	4/21/21		Vinyl chloride	<	0.5	ug/L	
W-2208B	4/21/21		cis-1,2-Dichloroethene		2.8	ug/L	
W-2208B	4/21/21		trans-1,2-Dichloroethene	<	0.5	ug/L	
W-2208B	4/21/21		Tritium	<	100	pCi/L	
W-2208B	7/20/21		1,1,1-Trichloroethane	<	0.5	ug/L	
W-2208B	7/20/21		1,1,2-Trichloroethane		12	ug/L	
W-2208B	7/20/21		1,1-Dichloroethane	<	0.5	ug/L	
W-2208B	7/20/21		1,1-Dichloroethene		1.2	ug/L	
W-2208B	7/20/21		1,2-Dichloroethane		4.6	ug/L	
W-2208B	7/20/21		Bromodichloromethane	<	0.5	ug/L	
W-2208B	7/20/21		Bromoform	<	0.5	ug/L	
W-2208B	7/20/21		Carbon tetrachloride	<	0.5	ug/L	
W-2208B	7/20/21		Chloroform		1.2	ug/L	
W-2208B	7/20/21		Dibromochloromethane	<	0.5	ug/L	
W-2208B	7/20/21		Tetrachloroethene		2.3	ug/L	
W-2208B	7/20/21		Trichloroethene		46	ug/L	
W-2208B	7/20/21		Trichlorofluoromethane	<	0.5	ug/L	
W-2208B	7/20/21		Trichlorotrifluoroethane	<	0.5	ug/L	
W-2208B	7/20/21		Vinyl chloride	<	0.5	ug/L	
W-2208B	7/20/21		cis-1,2-Dichloroethene		4.1	ug/L	
W-2208B	7/20/21		trans-1,2-Dichloroethene	<	0.5	ug/L	
W-2208B	7/20/21		Tritium	<	100	pCi/L	
W-2208B	10/14/21		1,1,1-Trichloroethane	<	0.5	ug/L	
W-2208B	10/14/21		1,1,2-Trichloroethane		9.6	ug/L	
W-2208B	10/14/21		1,1-Dichloroethane	<	0.5	ug/L	
W-2208B	10/14/21		1,1-Dichloroethene		1.8	ug/L	
W-2208B	10/14/21		1,2-Dichloroethane		4.3	ug/L	
W-2208B	10/14/21		Bromodichloromethane	<	0.5	ug/L	
W-2208B	10/14/21		Bromoform	<	0.5	ug/L	
W-2208B	10/14/21		Carbon tetrachloride	<	0.5	ug/L	
W-2208B	10/14/21		Chloroform		1.1	ug/L	
W-2208B	10/14/21		Dibromochloromethane	<	0.5	ug/L	
W-2208B	10/14/21		Tetrachloroethene		2.3	ug/L	
W-2208B	10/14/21		Trichloroethene		54	ug/L	
W-2208B	10/14/21		Trichlorofluoromethane	<	0.5	ug/L	
W-2208B	10/14/21		Trichlorotrifluoroethane	<	0.5	ug/L	
W-2208B	10/14/21		Vinyl chloride	<	0.5	ug/L	
W-2208B	10/14/21		cis-1,2-Dichloroethene		3.2	ug/L	
W-2208B	10/14/21		trans-1,2-Dichloroethene	<	0.5	ug/L	
W-2208B	10/14/21		Tritium	<	100	pCi/L	
W-221	1/27/21		Tritium		541	pCi/L	
W-2212	3/2/21		1,1,1-Trichloroethane	<	0.5	ug/L	
W-2212	3/2/21		1,1,2-Trichloroethane	<	0.5	ug/L	
W-2212	3/2/21		1,1-Dichloroethane		0.53	ug/L	
W-2212	3/2/21		1,1-Dichloroethene		4.6	ug/L	
W-2212	3/2/21		1,2-Dichloroethane		3	ug/L	
W-2212	3/2/21		Bromodichloromethane	<	0.5	ug/L	
W-2212	3/2/21		Bromoform	<	0.5	ug/L	
W-2212	3/2/21		Carbon tetrachloride	<	0.5	ug/L	
W-2212	3/2/21		Chloroform		23	ug/L	
W-2212	3/2/21		Dibromochloromethane	<	0.5	ug/L	

Attachment 2. Table 1. Groundwater analytical data, Livermore Site, 2021.

Well	Date	Sample Type	Parameter	LOS Indicator	Result	Units	QA Flag
W-2212	3/2/21		Tetrachloroethene		5.5	ug/L	
W-2212	3/2/21		Trichloroethene		43	ug/L	
W-2212	3/2/21		Trichlorofluoromethane	<	0.5	ug/L	
W-2212	3/2/21		Trichlorotrifluoroethane	<	0.5	ug/L	
W-2212	3/2/21		Vinyl chloride	<	0.5	ug/L	
W-2212	3/2/21		cis-1,2-Dichloroethene	<	0.5	ug/L	
W-2212	3/2/21		trans-1,2-Dichloroethene	<	0.5	ug/L	
W-2212	4/28/21		1,1,1-Trichloroethane	<	0.5	ug/L	
W-2212	4/28/21		1,1,2-Trichloroethane	<	0.5	ug/L	
W-2212	4/28/21		1,1-Dichloroethane		0.59	ug/L	
W-2212	4/28/21		1,1-Dichloroethene		5.2	ug/L	
W-2212	4/28/21		1,2-Dichloroethane		3.4	ug/L	
W-2212	4/28/21		Bromodichloromethane	<	0.5	ug/L	
W-2212	4/28/21		Bromoform	<	0.5	ug/L	
W-2212	4/28/21		Carbon tetrachloride	<	0.5	ug/L	
W-2212	4/28/21		Chloroform		26	ug/L	
W-2212	4/28/21		Dibromochloromethane	<	0.5	ug/L	
W-2212	4/28/21		Tetrachloroethene		5.8	ug/L	
W-2212	4/28/21		Trichloroethene		52	ug/L	
W-2212	4/28/21		Trichlorofluoromethane	<	0.5	ug/L	
W-2212	4/28/21		Trichlorotrifluoroethane	<	0.5	ug/L	
W-2212	4/28/21		Vinyl chloride	<	0.5	ug/L	
W-2212	4/28/21		cis-1,2-Dichloroethene	<	0.5	ug/L	
W-2212	4/28/21		trans-1,2-Dichloroethene	<	0.5	ug/L	
W-2212	8/16/21		1,1,1-Trichloroethane	<	0.5	ug/L	
W-2212	8/16/21		1,1,2-Trichloroethane	<	0.5	ug/L	
W-2212	8/16/21		1,1-Dichloroethane	<	0.5	ug/L	
W-2212	8/16/21		1,1-Dichloroethene		2.4	ug/L	
W-2212	8/16/21		1,2-Dichloroethane		3.1	ug/L	
W-2212	8/16/21		Bromodichloromethane	<	0.5	ug/L	
W-2212	8/16/21		Bromoform	<	0.5	ug/L	
W-2212	8/16/21		Carbon tetrachloride	<	0.5	ug/L	
W-2212	8/16/21		Chloroform		20	ug/L	
W-2212	8/16/21		Dibromochloromethane	<	0.5	ug/L	
W-2212	8/16/21		Tetrachloroethene		3.5	ug/L	
W-2212	8/16/21		Trichloroethene		35	ug/L	
W-2212	8/16/21		Trichlorofluoromethane	<	0.5	ug/L	
W-2212	8/16/21		Trichlorotrifluoroethane	<	0.5	ug/L	
W-2212	8/16/21		Vinyl chloride	<	0.5	ug/L	
W-2212	8/16/21		cis-1,2-Dichloroethene	<	0.5	ug/L	
W-2212	8/16/21		trans-1,2-Dichloroethene	<	0.5	ug/L	
W-2212	10/19/21		1,1,1-Trichloroethane	<	0.5	ug/L	
W-2212	10/19/21		1,1,2-Trichloroethane	<	0.5	ug/L	
W-2212	10/19/21		1,1-Dichloroethane		0.63	ug/L	
W-2212	10/19/21		1,1-Dichloroethene		6.1	ug/L	
W-2212	10/19/21		1,2-Dichloroethane		3	ug/L	
W-2212	10/19/21		Bromodichloromethane	<	0.5	ug/L	
W-2212	10/19/21		Bromoform	<	0.5	ug/L	
W-2212	10/19/21		Carbon tetrachloride		0.62	ug/L	
W-2212	10/19/21		Chloroform		22	ug/L	
W-2212	10/19/21		Dibromochloromethane	<	0.5	ug/L	
W-2212	10/19/21		Tetrachloroethene		11	ug/L	
W-2212	10/19/21		Trichloroethene		100	ug/L	
W-2212	10/19/21		Trichlorofluoromethane	<	0.5	ug/L	
W-2212	10/19/21		Trichlorotrifluoroethane	<	0.5	ug/L	
W-2212	10/19/21		Vinyl chloride	<	0.5	ug/L	
W-2212	10/19/21		cis-1,2-Dichloroethene	<	0.5	ug/L	
W-2212	10/19/21		trans-1,2-Dichloroethene	<	0.5	ug/L	
W-2212	10/19/21		Tritium		650	pCi/L	
W-2215B	2/24/21		1,1,1-Trichloroethane	<	0.5	ug/L	

Attachment 2. Table 1. Groundwater analytical data, Livermore Site, 2021.

Well	Date	Sample Type	Parameter	LOS Indicator	Result	Units	QA Flag
W-2215B	2/24/21		1,1,2-Trichloroethane	<	0.5	ug/L	
W-2215B	2/24/21		1,1-Dichloroethane	<	0.5	ug/L	
W-2215B	2/24/21		1,1-Dichloroethene	<	0.5	ug/L	
W-2215B	2/24/21		1,2-Dichloroethane	<	0.5	ug/L	
W-2215B	2/24/21		Bromodichloromethane	<	0.5	ug/L	
W-2215B	2/24/21		Bromoform	<	0.5	ug/L	
W-2215B	2/24/21		Carbon tetrachloride	<	0.5	ug/L	
W-2215B	2/24/21		Chloroform	<	0.5	ug/L	
W-2215B	2/24/21		Dibromochloromethane	<	0.5	ug/L	
W-2215B	2/24/21		Tetrachloroethene	<	0.5	ug/L	
W-2215B	2/24/21		Trichloroethene		1.1	ug/L	
W-2215B	2/24/21		Trichlorofluoromethane	<	0.5	ug/L	
W-2215B	2/24/21		Trichlorotrifluoroethane	<	0.5	ug/L	
W-2215B	2/24/21		Vinyl chloride	<	0.5	ug/L	
W-2215B	2/24/21		cis-1,2-Dichloroethene	<	0.5	ug/L	
W-2215B	2/24/21		trans-1,2-Dichloroethene	<	0.5	ug/L	
W-2215B	4/22/21		1,1,1-Trichloroethane	<	0.5	ug/L	
W-2215B	4/22/21		1,1,2-Trichloroethane	<	0.5	ug/L	
W-2215B	4/22/21		1,1-Dichloroethane	<	0.5	ug/L	
W-2215B	4/22/21		1,1-Dichloroethene	<	0.5	ug/L	
W-2215B	4/22/21		1,2-Dichloroethane	<	0.5	ug/L	
W-2215B	4/22/21		Bromodichloromethane	<	0.5	ug/L	
W-2215B	4/22/21		Bromoform	<	0.5	ug/L	
W-2215B	4/22/21		Carbon tetrachloride	<	0.5	ug/L	
W-2215B	4/22/21		Chloroform	<	0.5	ug/L	
W-2215B	4/22/21		Dibromochloromethane	<	0.5	ug/L	
W-2215B	4/22/21		Tetrachloroethene		0.56	ug/L	
W-2215B	4/22/21		Trichloroethene		1.4	ug/L	
W-2215B	4/22/21		Trichlorofluoromethane	<	0.5	ug/L	
W-2215B	4/22/21		Trichlorotrifluoroethane	<	0.5	ug/L	
W-2215B	4/22/21		Vinyl chloride	<	0.5	ug/L	
W-2215B	4/22/21		cis-1,2-Dichloroethene	<	0.5	ug/L	
W-2215B	4/22/21		trans-1,2-Dichloroethene	<	0.5	ug/L	
W-2216B	2/8/21		1,1,1-Trichloroethane	<	0.5	ug/L	
W-2216B	2/8/21		1,1,2-Trichloroethane	<	0.5	ug/L	
W-2216B	2/8/21		1,1-Dichloroethane		1.5	ug/L	
W-2216B	2/8/21		1,1-Dichloroethene		28	ug/L	
W-2216B	2/8/21		1,2-Dichloroethane		5.1	ug/L	
W-2216B	2/8/21		Bromodichloromethane	<	0.5	ug/L	
W-2216B	2/8/21		Bromoform	<	0.5	ug/L	
W-2216B	2/8/21		Carbon tetrachloride	<	0.5	ug/L	
W-2216B	2/8/21		Chloroform		24	ug/L	
W-2216B	2/8/21		Dibromochloromethane	<	0.5	ug/L	
W-2216B	2/8/21		Tetrachloroethene		3.5	ug/L	
W-2216B	2/8/21		Trichloroethene		16	ug/L	
W-2216B	2/8/21		Trichlorofluoromethane	<	0.5	ug/L	
W-2216B	2/8/21		Trichlorotrifluoroethane		3.4	ug/L	
W-2216B	2/8/21		Vinyl chloride	<	0.5	ug/L	
W-2216B	2/8/21		cis-1,2-Dichloroethene		530	ug/L	D
W-2216B	2/8/21		trans-1,2-Dichloroethene	<	5	ug/L	D
W-222	1/26/21		1,1,1-Trichloroethane	<	0.5	ug/L	
W-222	1/26/21		1,1,2-Trichloroethane	<	0.5	ug/L	
W-222	1/26/21		1,1-Dichloroethane	<	0.5	ug/L	
W-222	1/26/21		1,1-Dichloroethene	<	0.5	ug/L	
W-222	1/26/21		1,2-Dichloroethane	<	0.5	ug/L	
W-222	1/26/21		Bromodichloromethane	<	0.5	ug/L	
W-222	1/26/21		Bromoform	<	0.5	ug/L	
W-222	1/26/21		Carbon tetrachloride		3.2	ug/L	
W-222	1/26/21		Chloroform		8.2	ug/L	
W-222	1/26/21		Dibromochloromethane	<	0.5	ug/L	

Attachment 2. Table 1. Groundwater analytical data, Livermore Site, 2021.

Well	Date	Sample Type	Parameter	LOS Indicator	Result	Units	QA Flag
W-222	1/26/21		Tetrachloroethene	<	0.5	ug/L	
W-222	1/26/21		Trichloroethene		140	ug/L	D
W-222	1/26/21		Trichlorofluoromethane	<	0.5	ug/L	
W-222	1/26/21		Trichlorotrifluoroethane	<	0.5	ug/L	
W-222	1/26/21		Vinyl chloride	<	0.5	ug/L	
W-222	1/26/21		cis-1,2-Dichloroethene	<	0.5	ug/L	
W-222	1/26/21		trans-1,2-Dichloroethene	<	0.5	ug/L	
W-222	4/15/21		1,1,1-Trichloroethane	<	0.5	ug/L	
W-222	4/15/21		1,1,2-Trichloroethane	<	0.5	ug/L	
W-222	4/15/21		1,1-Dichloroethane	<	0.5	ug/L	
W-222	4/15/21		1,1-Dichloroethene	<	0.5	ug/L	
W-222	4/15/21		1,2-Dichloroethane	<	0.5	ug/L	
W-222	4/15/21		Bromodichloromethane	<	0.5	ug/L	
W-222	4/15/21		Bromoform	<	0.5	ug/L	
W-222	4/15/21		Carbon tetrachloride		3.6	ug/L	
W-222	4/15/21		Chloroform		9.5	ug/L	
W-222	4/15/21		Dibromochloromethane	<	0.5	ug/L	
W-222	4/15/21		Tetrachloroethene	<	0.5	ug/L	
W-222	4/15/21		Trichloroethene		130	ug/L	D
W-222	4/15/21		Trichlorofluoromethane	<	0.5	ug/L	
W-222	4/15/21		Trichlorotrifluoroethane	<	0.5	ug/L	
W-222	4/15/21		Vinyl chloride	<	0.5	ug/L	
W-222	4/15/21		cis-1,2-Dichloroethene	<	0.5	ug/L	
W-222	4/15/21		trans-1,2-Dichloroethene	<	0.5	ug/L	
W-222	4/15/21	DUP	1,1,1-Trichloroethane	<	0.5	ug/L	
W-222	4/15/21	DUP	1,1,2-Trichloroethane	<	0.5	ug/L	
W-222	4/15/21	DUP	1,1-Dichloroethane	<	0.5	ug/L	
W-222	4/15/21	DUP	1,1-Dichloroethene	<	0.5	ug/L	
W-222	4/15/21	DUP	1,2-Dichloroethane	<	0.5	ug/L	
W-222	4/15/21	DUP	Bromodichloromethane	<	0.5	ug/L	
W-222	4/15/21	DUP	Bromoform	<	0.5	ug/L	
W-222	4/15/21	DUP	Carbon tetrachloride		3.8	ug/L	
W-222	4/15/21	DUP	Chloroform		10	ug/L	
W-222	4/15/21	DUP	Dibromochloromethane	<	0.5	ug/L	
W-222	4/15/21	DUP	Tetrachloroethene	<	0.5	ug/L	
W-222	4/15/21	DUP	Trichloroethene		140	ug/L	
W-222	4/15/21	DUP	Trichlorofluoromethane	<	0.5	ug/L	
W-222	4/15/21	DUP	Trichlorotrifluoroethane	<	0.5	ug/L	
W-222	4/15/21	DUP	Vinyl chloride	<	0.5	ug/L	
W-222	4/15/21	DUP	cis-1,2-Dichloroethene	<	0.5	ug/L	
W-222	4/15/21	DUP	trans-1,2-Dichloroethene	<	0.5	ug/L	
W-222	8/3/21		1,1,1-Trichloroethane	<	0.5	ug/L	
W-222	8/3/21		1,1,2-Trichloroethane	<	0.5	ug/L	
W-222	8/3/21		1,1-Dichloroethane	<	0.5	ug/L	
W-222	8/3/21		1,1-Dichloroethene	<	0.5	ug/L	
W-222	8/3/21		1,2-Dichloroethane	<	0.5	ug/L	
W-222	8/3/21		Bromodichloromethane	<	0.5	ug/L	
W-222	8/3/21		Bromoform	<	0.5	ug/L	
W-222	8/3/21		Carbon tetrachloride		2.4	ug/L	
W-222	8/3/21		Chloroform		7.1	ug/L	
W-222	8/3/21		Dibromochloromethane	<	0.5	ug/L	
W-222	8/3/21		Tetrachloroethene	<	0.5	ug/L	
W-222	8/3/21		Trichloroethene		110	ug/L	D
W-222	8/3/21		Trichlorofluoromethane	<	0.5	ug/L	
W-222	8/3/21		Trichlorotrifluoroethane	<	0.5	ug/L	
W-222	8/3/21		Vinyl chloride	<	0.5	ug/L	
W-222	8/3/21		cis-1,2-Dichloroethene	<	0.5	ug/L	
W-222	8/3/21		trans-1,2-Dichloroethene	<	0.5	ug/L	
W-223	9/9/21		1,1,1-Trichloroethane	<	0.5	ug/L	
W-223	9/9/21		1,1,2-Trichloroethane	<	0.5	ug/L	

Attachment 2. Table 1. Groundwater analytical data, Livermore Site, 2021.

Well	Date	Sample Type	Parameter	LOS Indicator	Result	Units	QA Flag
W-223	9/9/21		1,1-Dichloroethane	<	0.5	ug/L	
W-223	9/9/21		1,1-Dichloroethene	<	0.5	ug/L	
W-223	9/9/21		1,2-Dichloroethane	<	0.5	ug/L	
W-223	9/9/21		Bromodichloromethane	<	0.5	ug/L	
W-223	9/9/21		Bromoform	<	0.5	ug/L	
W-223	9/9/21		Carbon tetrachloride	<	0.5	ug/L	
W-223	9/9/21		Chloroform	<	0.5	ug/L	
W-223	9/9/21		Dibromochloromethane	<	0.5	ug/L	
W-223	9/9/21		Tetrachloroethene	<	0.5	ug/L	
W-223	9/9/21		Trichloroethene	<	0.5	ug/L	
W-223	9/9/21		Trichlorofluoromethane	<	0.5	ug/L	
W-223	9/9/21		Trichlorotrifluoroethane	<	0.5	ug/L	
W-223	9/9/21		Vinyl chloride	<	0.5	ug/L	
W-223	9/9/21		cis-1,2-Dichloroethene	<	0.5	ug/L	
W-223	9/9/21		trans-1,2-Dichloroethene	<	0.5	ug/L	
W-226	3/24/21		1,1,1-Trichloroethane	<	0.5	ug/L	
W-226	3/24/21		1,1,2-Trichloroethane	<	0.5	ug/L	
W-226	3/24/21		1,1-Dichloroethane	<	0.5	ug/L	
W-226	3/24/21		1,1-Dichloroethene	<	0.5	ug/L	
W-226	3/24/21		1,2-Dichloroethane	<	0.5	ug/L	
W-226	3/24/21		Bromodichloromethane	<	0.5	ug/L	
W-226	3/24/21		Bromoform	<	0.5	ug/L	
W-226	3/24/21		Carbon tetrachloride		1.2	ug/L	
W-226	3/24/21		Chloroform		2.6	ug/L	
W-226	3/24/21		Dibromochloromethane	<	0.5	ug/L	
W-226	3/24/21		Tetrachloroethene	<	0.5	ug/L	
W-226	3/24/21		Trichloroethene	<	0.5	ug/L	
W-226	3/24/21		Trichlorofluoromethane	<	0.5	ug/L	
W-226	3/24/21		Trichlorotrifluoroethane	<	0.5	ug/L	
W-226	3/24/21		Vinyl chloride	<	0.5	ug/L	
W-226	3/24/21		cis-1,2-Dichloroethene	<	0.5	ug/L	
W-226	3/24/21		trans-1,2-Dichloroethene	<	0.5	ug/L	
W-226	4/1/21		Chromium		0.014	mg/L	
W-226	4/1/21		Hexavalent Chromium		0.017	mg/L	
W-226	4/1/21		Lead	<	0.005	mg/L	E
W-226	4/1/21	DUP	Chromium		0.017	mg/L	
W-226	4/1/21	DUP	Hexavalent Chromium		0.02	mg/L	
W-226	4/1/21	DUP	Lead	<	0.005	mg/L	E
W-2302	3/2/21		1,1,1-Trichloroethane	<	0.5	ug/L	
W-2302	3/2/21		1,1,2-Trichloroethane	<	0.5	ug/L	
W-2302	3/2/21		1,1-Dichloroethane	<	0.5	ug/L	
W-2302	3/2/21		1,1-Dichloroethene		13	ug/L	
W-2302	3/2/21		1,2-Dichloroethane		1.1	ug/L	
W-2302	3/2/21		Bromodichloromethane	<	0.5	ug/L	
W-2302	3/2/21		Bromoform	<	0.5	ug/L	
W-2302	3/2/21		Carbon tetrachloride		0.91	ug/L	
W-2302	3/2/21		Chloroform		12	ug/L	
W-2302	3/2/21		Dibromochloromethane	<	0.5	ug/L	
W-2302	3/2/21		Tetrachloroethene		19	ug/L	
W-2302	3/2/21		Trichloroethene		160	ug/L	D
W-2302	3/2/21		Trichlorofluoromethane	<	0.5	ug/L	
W-2302	3/2/21		Trichlorotrifluoroethane		4.6	ug/L	
W-2302	3/2/21		Vinyl chloride	<	0.5	ug/L	
W-2302	3/2/21		cis-1,2-Dichloroethene	<	0.5	ug/L	
W-2302	3/2/21		trans-1,2-Dichloroethene	<	0.5	ug/L	
W-2302	3/2/21	DUP	1,1,1-Trichloroethane	<	0.5	ug/L	
W-2302	3/2/21	DUP	1,1,2-Trichloroethane	<	0.5	ug/L	
W-2302	3/2/21	DUP	1,1-Dichloroethane	<	0.5	ug/L	
W-2302	3/2/21	DUP	1,1-Dichloroethene		13	ug/L	
W-2302	3/2/21	DUP	1,2-Dichloroethane		1.1	ug/L	

Attachment 2. Table 1. Groundwater analytical data, Livermore Site, 2021.

Well	Date	Sample Type	Parameter	LOS Indicator	Result	Units	QA Flag
W-2302	3/2/21	DUP	Bromodichloromethane	<	0.5	ug/L	
W-2302	3/2/21	DUP	Bromoform	<	0.5	ug/L	
W-2302	3/2/21	DUP	Carbon tetrachloride		0.93	ug/L	
W-2302	3/2/21	DUP	Chloroform		12	ug/L	
W-2302	3/2/21	DUP	Dibromochloromethane	<	0.5	ug/L	
W-2302	3/2/21	DUP	Tetrachloroethene		20	ug/L	
W-2302	3/2/21	DUP	Trichloroethene		160	ug/L	D
W-2302	3/2/21	DUP	Trichlorofluoromethane	<	0.5	ug/L	
W-2302	3/2/21	DUP	Trichlorotrifluoroethane		4.7	ug/L	
W-2302	3/2/21	DUP	Vinyl chloride	<	0.5	ug/L	
W-2302	3/2/21	DUP	cis-1,2-Dichloroethene	<	0.5	ug/L	
W-2302	3/2/21	DUP	trans-1,2-Dichloroethene	<	0.5	ug/L	
W-2302	4/21/21		1,1,1-Trichloroethane	<	0.5	ug/L	
W-2302	4/21/21		1,1,2-Trichloroethane	<	0.5	ug/L	
W-2302	4/21/21		1,1-Dichloroethane	<	0.5	ug/L	
W-2302	4/21/21		1,1-Dichloroethene		12	ug/L	
W-2302	4/21/21		1,2-Dichloroethane		0.83	ug/L	
W-2302	4/21/21		Bromodichloromethane	<	0.5	ug/L	
W-2302	4/21/21		Bromoform	<	0.5	ug/L	
W-2302	4/21/21		Carbon tetrachloride		0.81	ug/L	
W-2302	4/21/21		Chloroform		8.7	ug/L	
W-2302	4/21/21		Dibromochloromethane	<	0.5	ug/L	
W-2302	4/21/21		Tetrachloroethene		19	ug/L	
W-2302	4/21/21		Trichloroethene		170	ug/L	D
W-2302	4/21/21		Trichlorofluoromethane	<	0.5	ug/L	
W-2302	4/21/21		Trichlorotrifluoroethane		4.6	ug/L	
W-2302	4/21/21		Vinyl chloride	<	0.5	ug/L	
W-2302	4/21/21		cis-1,2-Dichloroethene	<	0.5	ug/L	
W-2302	4/21/21		trans-1,2-Dichloroethene	<	0.5	ug/L	
W-2302	4/21/21		Tritium		996	pCi/L	
W-2302	8/2/21		1,1,1-Trichloroethane	<	0.5	ug/L	
W-2302	8/2/21		1,1,2-Trichloroethane	<	0.5	ug/L	
W-2302	8/2/21		1,1-Dichloroethane	<	0.5	ug/L	
W-2302	8/2/21		1,1-Dichloroethene		15	ug/L	
W-2302	8/2/21		1,2-Dichloroethane		0.55	ug/L	
W-2302	8/2/21		Bromodichloromethane	<	0.5	ug/L	
W-2302	8/2/21		Bromoform	<	0.5	ug/L	
W-2302	8/2/21		Carbon tetrachloride		0.61	ug/L	
W-2302	8/2/21		Chloroform		3.7	ug/L	
W-2302	8/2/21		Dibromochloromethane	<	0.5	ug/L	
W-2302	8/2/21		Tetrachloroethene		18	ug/L	
W-2302	8/2/21		Trichloroethene		100	ug/L	D
W-2302	8/2/21		Trichlorofluoromethane	<	0.5	ug/L	
W-2302	8/2/21		Trichlorotrifluoroethane		5.7	ug/L	
W-2302	8/2/21		Vinyl chloride	<	0.5	ug/L	
W-2302	8/2/21		cis-1,2-Dichloroethene	<	0.5	ug/L	
W-2302	8/2/21		trans-1,2-Dichloroethene	<	0.5	ug/L	
W-2302	10/6/21		1,1,1-Trichloroethane	<	0.5	ug/L	
W-2302	10/6/21		1,1,2-Trichloroethane	<	0.5	ug/L	
W-2302	10/6/21		1,1-Dichloroethane	<	0.5	ug/L	
W-2302	10/6/21		1,1-Dichloroethene		17	ug/L	
W-2302	10/6/21		1,2-Dichloroethane	<	0.5	ug/L	
W-2302	10/6/21		Bromodichloromethane	<	0.5	ug/L	
W-2302	10/6/21		Bromoform	<	0.5	ug/L	
W-2302	10/6/21		Carbon tetrachloride		0.53	ug/L	
W-2302	10/6/21		Chloroform		2.8	ug/L	
W-2302	10/6/21		Dibromochloromethane	<	0.5	ug/L	
W-2302	10/6/21		Tetrachloroethene		18	ug/L	
W-2302	10/6/21		Trichloroethene		87	ug/L	
W-2302	10/6/21		Trichlorofluoromethane	<	0.5	ug/L	

Attachment 2. Table 1. Groundwater analytical data, Livermore Site, 2021.

Well	Date	Sample Type	Parameter	LOS Indicator	Result	Units	QA Flag
W-2302	10/6/21		Trichlorotrifluoroethane		6.1	ug/L	
W-2302	10/6/21		Vinyl chloride	<	0.5	ug/L	
W-2302	10/6/21		cis-1,2-Dichloroethene		0.55	ug/L	
W-2302	10/6/21		trans-1,2-Dichloroethene	<	0.5	ug/L	
W-2302	10/6/21		Tritium		374	pCi/L	
W-2304	3/17/21		1,1,1-Trichloroethane	<	0.5	ug/L	
W-2304	3/17/21		1,1,2-Trichloroethane	<	0.5	ug/L	
W-2304	3/17/21		1,1-Dichloroethane	<	0.5	ug/L	
W-2304	3/17/21		1,1-Dichloroethene	<	0.5	ug/L	
W-2304	3/17/21		1,2-Dichloroethane	<	0.5	ug/L	
W-2304	3/17/21		Bromodichloromethane	<	0.5	ug/L	
W-2304	3/17/21		Bromoform	<	0.5	ug/L	
W-2304	3/17/21		Carbon tetrachloride	<	0.5	ug/L	
W-2304	3/17/21		Chloroform	<	0.5	ug/L	
W-2304	3/17/21		Dibromochloromethane	<	0.5	ug/L	
W-2304	3/17/21		Tetrachloroethene	<	0.5	ug/L	
W-2304	3/17/21		Trichloroethene		2.6	ug/L	
W-2304	3/17/21		Trichlorofluoromethane	<	0.5	ug/L	
W-2304	3/17/21		Trichlorotrifluoroethane	<	0.5	ug/L	
W-2304	3/17/21		Vinyl chloride		2.1	ug/L	
W-2304	3/17/21		cis-1,2-Dichloroethene		3.2	ug/L	
W-2304	3/17/21		trans-1,2-Dichloroethene	<	0.5	ug/L	
W-2304	5/6/21		1,1,1-Trichloroethane	<	0.5	ug/L	
W-2304	5/6/21		1,1,2-Trichloroethane	<	0.5	ug/L	
W-2304	5/6/21		1,1-Dichloroethane	<	0.5	ug/L	
W-2304	5/6/21		1,1-Dichloroethene	<	0.5	ug/L	
W-2304	5/6/21		1,2-Dichloroethane	<	0.5	ug/L	
W-2304	5/6/21		Bromodichloromethane	<	0.5	ug/L	
W-2304	5/6/21		Bromoform	<	0.5	ug/L	
W-2304	5/6/21		Carbon tetrachloride	<	0.5	ug/L	
W-2304	5/6/21		Chloroform	<	0.5	ug/L	
W-2304	5/6/21		Dibromochloromethane	<	0.5	ug/L	
W-2304	5/6/21		Tetrachloroethene	<	0.5	ug/L	
W-2304	5/6/21		Trichloroethene	<	0.5	ug/L	
W-2304	5/6/21		Trichlorofluoromethane	<	0.5	ug/L	
W-2304	5/6/21		Trichlorotrifluoroethane	<	0.5	ug/L	
W-2304	5/6/21		Vinyl chloride		2.4	ug/L	
W-2304	5/6/21		cis-1,2-Dichloroethene		2.4	ug/L	
W-2304	5/6/21		trans-1,2-Dichloroethene	<	0.5	ug/L	
W-2304	10/18/21		1,1,1-Trichloroethane	<	0.5	ug/L	
W-2304	10/18/21		1,1,2-Trichloroethane	<	0.5	ug/L	
W-2304	10/18/21		1,1-Dichloroethane	<	0.5	ug/L	
W-2304	10/18/21		1,1-Dichloroethene	<	0.5	ug/L	
W-2304	10/18/21		1,2-Dichloroethane	<	0.5	ug/L	
W-2304	10/18/21		Bromodichloromethane	<	0.5	ug/L	
W-2304	10/18/21		Bromoform	<	0.5	ug/L	
W-2304	10/18/21		Carbon tetrachloride	<	0.5	ug/L	
W-2304	10/18/21		Chloroform	<	0.5	ug/L	
W-2304	10/18/21		Dibromochloromethane	<	0.5	ug/L	
W-2304	10/18/21		Tetrachloroethene	<	0.5	ug/L	
W-2304	10/18/21		Trichloroethene	<	0.5	ug/L	
W-2304	10/18/21		Trichlorofluoromethane	<	0.5	ug/L	
W-2304	10/18/21		Trichlorotrifluoroethane	<	0.5	ug/L	
W-2304	10/18/21		Vinyl chloride		2.8	ug/L	
W-2304	10/18/21		cis-1,2-Dichloroethene		2.3	ug/L	
W-2304	10/18/21		trans-1,2-Dichloroethene	<	0.5	ug/L	
W-2304	10/27/21		Chromium	<	0.002	mg/L	D
W-2304	10/27/21		Hexavalent Chromium	<	0.002	mg/L	
W-2304	10/27/21		Lead	<	0.01	mg/L	D
W-2305	1/12/21		1,1,1-Trichloroethane	<	0.5	ug/L	

Attachment 2. Table 1. Groundwater analytical data, Livermore Site, 2021.

Well	Date	Sample Type	Parameter	LOS Indicator	Result	Units	QA Flag
W-2305	1/12/21		1,1,2-Trichloroethane		0.57	ug/L	
W-2305	1/12/21		1,1-Dichloroethane	<	0.5	ug/L	
W-2305	1/12/21		1,1-Dichloroethene		47	ug/L	
W-2305	1/12/21		1,2-Dichloroethane	<	0.5	ug/L	
W-2305	1/12/21		Bromodichloromethane	<	0.5	ug/L	
W-2305	1/12/21		Bromoform	<	0.5	ug/L	
W-2305	1/12/21		Carbon tetrachloride	<	0.5	ug/L	
W-2305	1/12/21		Chloroform	<	0.5	ug/L	
W-2305	1/12/21		Dibromochloromethane	<	0.5	ug/L	
W-2305	1/12/21		Tetrachloroethene		120	ug/L	D
W-2305	1/12/21		Trichloroethene		250	ug/L	D
W-2305	1/12/21		Trichlorofluoromethane	<	0.5	ug/L	
W-2305	1/12/21		Trichlorotrifluoroethane		4.1	ug/L	
W-2305	1/12/21		Vinyl chloride	<	0.5	ug/L	
W-2305	1/12/21		cis-1,2-Dichloroethene		0.52	ug/L	
W-2305	1/12/21		trans-1,2-Dichloroethene	<	0.5	ug/L	
W-2305	4/6/21		1,1,1-Trichloroethane	<	0.5	ug/L	
W-2305	4/6/21		1,1,2-Trichloroethane		0.6	ug/L	
W-2305	4/6/21		1,1-Dichloroethane	<	0.5	ug/L	
W-2305	4/6/21		1,1-Dichloroethene		63	ug/L	
W-2305	4/6/21		1,2-Dichloroethane	<	0.5	ug/L	
W-2305	4/6/21		Bromodichloromethane	<	0.5	ug/L	
W-2305	4/6/21		Bromoform	<	0.5	ug/L	
W-2305	4/6/21		Carbon tetrachloride	<	0.5	ug/L	
W-2305	4/6/21		Chloroform	<	0.5	ug/L	
W-2305	4/6/21		Dibromochloromethane	<	0.5	ug/L	
W-2305	4/6/21		Tetrachloroethene		150	ug/L	D
W-2305	4/6/21		Trichloroethene		290	ug/L	D
W-2305	4/6/21		Trichlorofluoromethane	<	0.5	ug/L	
W-2305	4/6/21		Trichlorotrifluoroethane		4.4	ug/L	
W-2305	4/6/21		Vinyl chloride	<	0.5	ug/L	
W-2305	4/6/21		cis-1,2-Dichloroethene		0.58	ug/L	
W-2305	4/6/21		trans-1,2-Dichloroethene	<	0.5	ug/L	
W-2305	7/7/21		1,1,1-Trichloroethane	<	0.5	ug/L	
W-2305	7/7/21		1,1,2-Trichloroethane		0.71	ug/L	
W-2305	7/7/21		1,1-Dichloroethane	<	0.5	ug/L	
W-2305	7/7/21		1,1-Dichloroethene		53	ug/L	
W-2305	7/7/21		1,2-Dichloroethane	<	0.5	ug/L	
W-2305	7/7/21		Bromodichloromethane	<	0.5	ug/L	
W-2305	7/7/21		Bromoform	<	0.5	ug/L	
W-2305	7/7/21		Carbon tetrachloride	<	0.5	ug/L	
W-2305	7/7/21		Chloroform	<	0.5	ug/L	
W-2305	7/7/21		Dibromochloromethane	<	0.5	ug/L	
W-2305	7/7/21		Tetrachloroethene		130	ug/L	D
W-2305	7/7/21		Trichloroethene		250	ug/L	D
W-2305	7/7/21		Trichlorofluoromethane	<	0.5	ug/L	
W-2305	7/7/21		Trichlorotrifluoroethane		6	ug/L	
W-2305	7/7/21		Vinyl chloride	<	0.5	ug/L	
W-2305	7/7/21		cis-1,2-Dichloroethene		0.54	ug/L	
W-2305	7/7/21		trans-1,2-Dichloroethene	<	0.5	ug/L	
W-2305	12/15/21		1,1,1-Trichloroethane	<	0.5	ug/L	
W-2305	12/15/21		1,1,2-Trichloroethane		0.72	ug/L	
W-2305	12/15/21		1,1-Dichloroethane	<	0.5	ug/L	
W-2305	12/15/21		1,1-Dichloroethene		45	ug/L	
W-2305	12/15/21		1,2-Dichloroethane	<	0.5	ug/L	
W-2305	12/15/21		Bromodichloromethane	<	0.5	ug/L	
W-2305	12/15/21		Bromoform	<	0.5	ug/L	
W-2305	12/15/21		Carbon tetrachloride	<	0.5	ug/L	
W-2305	12/15/21		Chloroform	<	0.5	ug/L	
W-2305	12/15/21		Dibromochloromethane	<	0.5	ug/L	

Attachment 2. Table 1. Groundwater analytical data, Livermore Site, 2021.

Well	Date	Sample Type	Parameter	LOS Indicator	Result	Units	QA Flag
W-2305	12/15/21		Tetrachloroethene		110	ug/L	D
W-2305	12/15/21		Trichloroethene		230	ug/L	D
W-2305	12/15/21		Trichlorofluoromethane	<	0.5	ug/L	
W-2305	12/15/21		Trichlorotrifluoroethane		4.1	ug/L	
W-2305	12/15/21		Vinyl chloride	<	0.5	ug/L	
W-2305	12/15/21		cis-1,2-Dichloroethene		0.57	ug/L	
W-2305	12/15/21		trans-1,2-Dichloroethene	<	0.5	ug/L	
W-2501	1/13/21		1,1,1-Trichloroethane	<	0.5	ug/L	
W-2501	1/13/21		1,1,2-Trichloroethane	<	0.5	ug/L	
W-2501	1/13/21		1,1-Dichloroethane	<	0.5	ug/L	
W-2501	1/13/21		1,1-Dichloroethene	<	0.5	ug/L	
W-2501	1/13/21		1,2-Dichloroethane	<	0.5	ug/L	
W-2501	1/13/21		Bromodichloromethane	<	0.5	ug/L	
W-2501	1/13/21		Bromoform	<	0.5	ug/L	
W-2501	1/13/21		Carbon tetrachloride	<	0.5	ug/L	
W-2501	1/13/21		Chloroform	<	0.5	ug/L	
W-2501	1/13/21		Chromium		0.017	mg/L	
W-2501	1/13/21		Dibromochloromethane	<	0.5	ug/L	
W-2501	1/13/21		Tetrachloroethene	<	0.5	ug/L	
W-2501	1/13/21		Trichloroethene		2.4	ug/L	
W-2501	1/13/21		Trichlorofluoromethane	<	0.5	ug/L	
W-2501	1/13/21		Trichlorotrifluoroethane		1.1	ug/L	
W-2501	1/13/21		Vinyl chloride	<	0.5	ug/L	
W-2501	1/13/21		cis-1,2-Dichloroethene	<	0.5	ug/L	
W-2501	1/13/21		trans-1,2-Dichloroethene	<	0.5	ug/L	
W-2501	4/14/21		1,1,1-Trichloroethane	<	0.5	ug/L	
W-2501	4/14/21		1,1,2-Trichloroethane	<	0.5	ug/L	
W-2501	4/14/21		1,1-Dichloroethane	<	0.5	ug/L	
W-2501	4/14/21		1,1-Dichloroethene	<	0.5	ug/L	
W-2501	4/14/21		1,2-Dichloroethane	<	0.5	ug/L	
W-2501	4/14/21		Bromodichloromethane	<	0.5	ug/L	
W-2501	4/14/21		Bromoform	<	0.5	ug/L	
W-2501	4/14/21		Carbon tetrachloride	<	0.5	ug/L	
W-2501	4/14/21		Chloroform	<	0.5	ug/L	
W-2501	4/14/21		Dibromochloromethane	<	0.5	ug/L	
W-2501	4/14/21		Tetrachloroethene	<	0.5	ug/L	
W-2501	4/14/21		Trichloroethene		2.2	ug/L	
W-2501	4/14/21		Trichlorofluoromethane	<	0.5	ug/L	
W-2501	4/14/21		Trichlorotrifluoroethane		0.91	ug/L	
W-2501	4/14/21		Vinyl chloride	<	0.5	ug/L	
W-2501	4/14/21		cis-1,2-Dichloroethene	<	0.5	ug/L	
W-2501	4/14/21		trans-1,2-Dichloroethene	<	0.5	ug/L	
W-2501	7/15/21		1,1,1-Trichloroethane	<	0.5	ug/L	
W-2501	7/15/21		1,1,2-Trichloroethane	<	0.5	ug/L	
W-2501	7/15/21		1,1-Dichloroethane	<	0.5	ug/L	
W-2501	7/15/21		1,1-Dichloroethene	<	0.5	ug/L	
W-2501	7/15/21		1,2-Dichloroethane	<	0.5	ug/L	
W-2501	7/15/21		Bromodichloromethane	<	0.5	ug/L	
W-2501	7/15/21		Bromoform	<	0.5	ug/L	
W-2501	7/15/21		Carbon tetrachloride	<	0.5	ug/L	
W-2501	7/15/21		Chloroform	<	0.5	ug/L	
W-2501	7/15/21		Chromium		0.013	mg/L	
W-2501	7/15/21		Dibromochloromethane	<	0.5	ug/L	
W-2501	7/15/21		Tetrachloroethene	<	0.5	ug/L	
W-2501	7/15/21		Trichloroethene		2.1	ug/L	
W-2501	7/15/21		Trichlorofluoromethane	<	0.5	ug/L	
W-2501	7/15/21		Trichlorotrifluoroethane		0.88	ug/L	
W-2501	7/15/21		Vinyl chloride	<	0.5	ug/L	
W-2501	7/15/21		cis-1,2-Dichloroethene	<	0.5	ug/L	
W-2501	7/15/21		trans-1,2-Dichloroethene	<	0.5	ug/L	

Attachment 2. Table 1. Groundwater analytical data, Livermore Site, 2021.

Well	Date	Sample Type	Parameter	LOS Indicator	Result	Units	QA Flag
W-2501	10/19/21		1,1,1-Trichloroethane	<	0.5	ug/L	
W-2501	10/19/21		1,1,2-Trichloroethane	<	0.5	ug/L	
W-2501	10/19/21		1,1-Dichloroethane	<	0.5	ug/L	
W-2501	10/19/21		1,1-Dichloroethene	<	0.5	ug/L	
W-2501	10/19/21		1,2-Dichloroethane	<	0.5	ug/L	
W-2501	10/19/21		Bromodichloromethane	<	0.5	ug/L	
W-2501	10/19/21		Bromoform	<	0.5	ug/L	
W-2501	10/19/21		Carbon tetrachloride	<	0.5	ug/L	
W-2501	10/19/21		Chloroform	<	0.5	ug/L	
W-2501	10/19/21		Dibromochloromethane	<	0.5	ug/L	
W-2501	10/19/21		Tetrachloroethene	<	0.5	ug/L	
W-2501	10/19/21		Trichloroethene		2.4	ug/L	
W-2501	10/19/21		Trichlorofluoromethane	<	0.5	ug/L	
W-2501	10/19/21		Trichlorotrifluoroethane		1.2	ug/L	
W-2501	10/19/21		Vinyl chloride	<	0.5	ug/L	
W-2501	10/19/21		cis-1,2-Dichloroethene	<	0.5	ug/L	
W-2501	10/19/21		trans-1,2-Dichloroethene	<	0.5	ug/L	
W-2502	1/13/21		1,1,1-Trichloroethane	<	0.5	ug/L	
W-2502	1/13/21		1,1,2-Trichloroethane	<	0.5	ug/L	
W-2502	1/13/21		1,1-Dichloroethane	<	0.5	ug/L	
W-2502	1/13/21		1,1-Dichloroethene		1.5	ug/L	
W-2502	1/13/21		1,2-Dichloroethane	<	0.5	ug/L	
W-2502	1/13/21		Bromodichloromethane	<	0.5	ug/L	
W-2502	1/13/21		Bromoform	<	0.5	ug/L	
W-2502	1/13/21		Carbon tetrachloride		0.54	ug/L	
W-2502	1/13/21		Chloroform		2.9	ug/L	
W-2502	1/13/21		Chromium		0.015	mg/L	
W-2502	1/13/21		Dibromochloromethane	<	0.5	ug/L	
W-2502	1/13/21		Tetrachloroethene	<	0.5	ug/L	
W-2502	1/13/21		Trichloroethene		2.6	ug/L	
W-2502	1/13/21		Trichlorofluoromethane	<	0.5	ug/L	
W-2502	1/13/21		Trichlorotrifluoroethane		0.5	ug/L	
W-2502	1/13/21		Vinyl chloride	<	0.5	ug/L	
W-2502	1/13/21		cis-1,2-Dichloroethene	<	0.5	ug/L	
W-2502	1/13/21		trans-1,2-Dichloroethene	<	0.5	ug/L	
W-2502	4/14/21		1,1,1-Trichloroethane	<	0.5	ug/L	
W-2502	4/14/21		1,1,2-Trichloroethane	<	0.5	ug/L	
W-2502	4/14/21		1,1-Dichloroethane	<	0.5	ug/L	
W-2502	4/14/21		1,1-Dichloroethene		2.3	ug/L	
W-2502	4/14/21		1,2-Dichloroethane	<	0.5	ug/L	
W-2502	4/14/21		Bromodichloromethane	<	0.5	ug/L	
W-2502	4/14/21		Bromoform	<	0.5	ug/L	
W-2502	4/14/21		Carbon tetrachloride		0.89	ug/L	
W-2502	4/14/21		Chloroform		4.7	ug/L	
W-2502	4/14/21		Dibromochloromethane	<	0.5	ug/L	
W-2502	4/14/21		Tetrachloroethene	<	0.5	ug/L	
W-2502	4/14/21		Trichloroethene		2.7	ug/L	
W-2502	4/14/21		Trichlorofluoromethane	<	0.5	ug/L	
W-2502	4/14/21		Trichlorotrifluoroethane		0.71	ug/L	
W-2502	4/14/21		Vinyl chloride	<	0.5	ug/L	
W-2502	4/14/21		cis-1,2-Dichloroethene	<	0.5	ug/L	
W-2502	4/14/21		trans-1,2-Dichloroethene	<	0.5	ug/L	
W-2502	7/15/21		1,1,1-Trichloroethane	<	0.5	ug/L	
W-2502	7/15/21		1,1,2-Trichloroethane	<	0.5	ug/L	
W-2502	7/15/21		1,1-Dichloroethane	<	0.5	ug/L	
W-2502	7/15/21		1,1-Dichloroethene		1.4	ug/L	
W-2502	7/15/21		1,2-Dichloroethane	<	0.5	ug/L	
W-2502	7/15/21		Bromodichloromethane	<	0.5	ug/L	
W-2502	7/15/21		Bromoform	<	0.5	ug/L	
W-2502	7/15/21		Carbon tetrachloride		0.55	ug/L	

Attachment 2. Table 1. Groundwater analytical data, Livermore Site, 2021.

Well	Date	Sample Type	Parameter	LOS Indicator	Result	Units	QA Flag
W-2502	7/15/21		Chloroform		3	ug/L	
W-2502	7/15/21		Chromium		0.011	mg/L	
W-2502	7/15/21		Dibromochloromethane	<	0.5	ug/L	
W-2502	7/15/21		Tetrachloroethene	<	0.5	ug/L	
W-2502	7/15/21		Trichloroethene		2.3	ug/L	
W-2502	7/15/21		Trichlorofluoromethane	<	0.5	ug/L	
W-2502	7/15/21		Trichlorotrifluoroethane		0.52	ug/L	
W-2502	7/15/21		Vinyl chloride	<	0.5	ug/L	
W-2502	7/15/21		cis-1,2-Dichloroethene	<	0.5	ug/L	
W-2502	7/15/21		trans-1,2-Dichloroethene	<	0.5	ug/L	
W-2502	10/19/21		1,1,1-Trichloroethane	<	0.5	ug/L	
W-2502	10/19/21		1,1,2-Trichloroethane	<	0.5	ug/L	
W-2502	10/19/21		1,1-Dichloroethane	<	0.5	ug/L	
W-2502	10/19/21		1,1-Dichloroethene		1.6	ug/L	
W-2502	10/19/21		1,2-Dichloroethane	<	0.5	ug/L	
W-2502	10/19/21		Bromodichloromethane	<	0.5	ug/L	
W-2502	10/19/21		Bromoform	<	0.5	ug/L	
W-2502	10/19/21		Carbon tetrachloride		0.6	ug/L	
W-2502	10/19/21		Chloroform		3.1	ug/L	
W-2502	10/19/21		Dibromochloromethane	<	0.5	ug/L	
W-2502	10/19/21		Tetrachloroethene	<	0.5	ug/L	
W-2502	10/19/21		Trichloroethene		2.5	ug/L	
W-2502	10/19/21		Trichlorofluoromethane	<	0.5	ug/L	
W-2502	10/19/21		Trichlorotrifluoroethane		0.63	ug/L	
W-2502	10/19/21		Vinyl chloride	<	0.5	ug/L	
W-2502	10/19/21		cis-1,2-Dichloroethene	<	0.5	ug/L	
W-2502	10/19/21		trans-1,2-Dichloroethene	<	0.5	ug/L	
W-251	1/5/21		1,1,1-Trichloroethane	<	0.5	ug/L	
W-251	1/5/21		1,1,2-Trichloroethane	<	0.5	ug/L	
W-251	1/5/21		1,1-Dichloroethane	<	0.5	ug/L	
W-251	1/5/21		1,1-Dichloroethene	<	0.5	ug/L	
W-251	1/5/21		1,2-Dichloroethane	<	0.5	ug/L	
W-251	1/5/21		Bromodichloromethane	<	0.5	ug/L	
W-251	1/5/21		Bromoform	<	0.5	ug/L	
W-251	1/5/21		Carbon tetrachloride	<	0.5	ug/L	
W-251	1/5/21		Chloroform		3.4	ug/L	
W-251	1/5/21		Dibromochloromethane	<	0.5	ug/L	
W-251	1/5/21		Tetrachloroethene	<	0.5	ug/L	
W-251	1/5/21		Trichloroethene	<	0.5	ug/L	
W-251	1/5/21		Trichlorofluoromethane	<	0.5	ug/L	
W-251	1/5/21		Trichlorotrifluoroethane	<	0.5	ug/L	
W-251	1/5/21		Vinyl chloride	<	0.5	ug/L	
W-251	1/5/21		cis-1,2-Dichloroethene	<	0.5	ug/L	
W-251	1/5/21		trans-1,2-Dichloroethene	<	0.5	ug/L	
W-251	4/13/21		1,1,1-Trichloroethane	<	0.5	ug/L	
W-251	4/13/21		1,1,2-Trichloroethane	<	0.5	ug/L	
W-251	4/13/21		1,1-Dichloroethane	<	0.5	ug/L	
W-251	4/13/21		1,1-Dichloroethene	<	0.5	ug/L	
W-251	4/13/21		1,2-Dichloroethane	<	0.5	ug/L	
W-251	4/13/21		Bromodichloromethane	<	0.5	ug/L	
W-251	4/13/21		Bromoform	<	0.5	ug/L	
W-251	4/13/21		Carbon tetrachloride	<	0.5	ug/L	
W-251	4/13/21		Chloroform		3.4	ug/L	
W-251	4/13/21		Dibromochloromethane	<	0.5	ug/L	
W-251	4/13/21		Tetrachloroethene	<	0.5	ug/L	
W-251	4/13/21		Trichloroethene	<	0.5	ug/L	
W-251	4/13/21		Trichlorofluoromethane	<	0.5	ug/L	
W-251	4/13/21		Trichlorotrifluoroethane	<	0.5	ug/L	
W-251	4/13/21		Vinyl chloride	<	0.5	ug/L	
W-251	4/13/21		cis-1,2-Dichloroethene	<	0.5	ug/L	

Attachment 2. Table 1. Groundwater analytical data, Livermore Site, 2021.

Well	Date	Sample Type	Parameter	LOS Indicator	Result	Units	QA Flag
W-251	4/13/21		trans-1,2-Dichloroethene	<	0.5	ug/L	
W-251	8/18/21		1,1,1-Trichloroethane	<	0.5	ug/L	
W-251	8/18/21		1,1,2-Trichloroethane	<	0.5	ug/L	
W-251	8/18/21		1,1-Dichloroethane	<	0.5	ug/L	
W-251	8/18/21		1,1-Dichloroethene	<	0.5	ug/L	
W-251	8/18/21		1,2-Dichloroethane	<	0.5	ug/L	
W-251	8/18/21		Bromodichloromethane	<	0.5	ug/L	
W-251	8/18/21		Bromoform	<	0.5	ug/L	
W-251	8/18/21		Carbon tetrachloride	<	0.5	ug/L	
W-251	8/18/21		Chloroform		3.6	ug/L	
W-251	8/18/21		Dibromochloromethane	<	0.5	ug/L	
W-251	8/18/21		Tetrachloroethene	<	0.5	ug/L	
W-251	8/18/21		Trichloroethene	<	0.5	ug/L	
W-251	8/18/21		Trichlorofluoromethane	<	0.5	ug/L	
W-251	8/18/21		Trichlorotrifluoroethane	<	0.5	ug/L	
W-251	8/18/21		Vinyl chloride	<	0.5	ug/L	
W-251	8/18/21		cis-1,2-Dichloroethene	<	0.5	ug/L	
W-251	8/18/21		trans-1,2-Dichloroethene	<	0.5	ug/L	
W-251	10/4/21		1,1,1-Trichloroethane	<	0.5	ug/L	
W-251	10/4/21		1,1,2-Trichloroethane	<	0.5	ug/L	
W-251	10/4/21		1,1-Dichloroethane	<	0.5	ug/L	
W-251	10/4/21		1,1-Dichloroethene	<	0.5	ug/L	
W-251	10/4/21		1,2-Dichloroethane	<	0.5	ug/L	
W-251	10/4/21		Bromodichloromethane	<	0.5	ug/L	
W-251	10/4/21		Bromoform	<	0.5	ug/L	
W-251	10/4/21		Carbon tetrachloride	<	0.5	ug/L	
W-251	10/4/21		Chloroform		3.7	ug/L	
W-251	10/4/21		Dibromochloromethane	<	0.5	ug/L	
W-251	10/4/21		Tetrachloroethene	<	0.5	ug/L	
W-251	10/4/21		Trichloroethene	<	0.5	ug/L	
W-251	10/4/21		Trichlorofluoromethane	<	0.5	ug/L	
W-251	10/4/21		Trichlorotrifluoroethane	<	0.5	ug/L	
W-251	10/4/21		Vinyl chloride	<	0.5	ug/L	
W-251	10/4/21		cis-1,2-Dichloroethene	<	0.5	ug/L	
W-251	10/4/21		trans-1,2-Dichloroethene	<	0.5	ug/L	
W-252	12/1/21		1,1,1-Trichloroethane	<	0.5	ug/L	
W-252	12/1/21		1,1,2-Trichloroethane	<	0.5	ug/L	
W-252	12/1/21		1,1-Dichloroethane	<	0.5	ug/L	
W-252	12/1/21		1,1-Dichloroethene	<	0.5	ug/L	
W-252	12/1/21		1,2-Dichloroethane	<	0.5	ug/L	
W-252	12/1/21		Bromodichloromethane	<	0.5	ug/L	
W-252	12/1/21		Bromoform	<	0.5	ug/L	
W-252	12/1/21		Carbon tetrachloride	<	0.5	ug/L	
W-252	12/1/21		Chloroform		3.7	ug/L	
W-252	12/1/21		Dibromochloromethane	<	0.5	ug/L	
W-252	12/1/21		Tetrachloroethene	<	0.5	ug/L	
W-252	12/1/21		Trichloroethene		1	ug/L	
W-252	12/1/21		Trichlorofluoromethane	<	0.5	ug/L	
W-252	12/1/21		Trichlorotrifluoroethane	<	0.5	ug/L	
W-252	12/1/21		Vinyl chloride	<	0.5	ug/L	
W-252	12/1/21		cis-1,2-Dichloroethene	<	0.5	ug/L	
W-252	12/1/21		trans-1,2-Dichloroethene	<	0.5	ug/L	
W-253	9/9/21		1,1,1-Trichloroethane	<	0.5	ug/L	
W-253	9/9/21		1,1,2-Trichloroethane	<	0.5	ug/L	
W-253	9/9/21		1,1-Dichloroethane	<	0.5	ug/L	
W-253	9/9/21		1,1-Dichloroethene	<	0.5	ug/L	
W-253	9/9/21		1,2-Dichloroethane	<	0.5	ug/L	
W-253	9/9/21		Bromodichloromethane	<	0.5	ug/L	
W-253	9/9/21		Bromoform	<	0.5	ug/L	
W-253	9/9/21		Carbon tetrachloride	<	0.5	ug/L	

Attachment 2. Table 1. Groundwater analytical data, Livermore Site, 2021.

Well	Date	Sample Type	Parameter	LOS Indicator	Result	Units	QA Flag
W-253	9/9/21		Chloroform	<	0.5	ug/L	
W-253	9/9/21		Dibromochloromethane	<	0.5	ug/L	
W-253	9/9/21		Tetrachloroethene	<	0.5	ug/L	
W-253	9/9/21		Trichloroethene	<	0.5	ug/L	
W-253	9/9/21		Trichlorofluoromethane	<	0.5	ug/L	
W-253	9/9/21		Trichlorotrifluoroethane	<	0.5	ug/L	
W-253	9/9/21		Vinyl chloride	<	0.5	ug/L	
W-253	9/9/21		cis-1,2-Dichloroethene	<	0.5	ug/L	
W-253	9/9/21		trans-1,2-Dichloroethene	<	0.5	ug/L	
W-254	1/7/21		1,1,1-Trichloroethane	<	0.5	ug/L	
W-254	1/7/21		1,1,2-Trichloroethane	<	0.5	ug/L	
W-254	1/7/21		1,1-Dichloroethane		0.65	ug/L	
W-254	1/7/21		1,1-Dichloroethene		0.68	ug/L	
W-254	1/7/21		1,2-Dichloroethane	<	0.5	ug/L	
W-254	1/7/21		Bromodichloromethane	<	0.5	ug/L	
W-254	1/7/21		Bromoform	<	0.5	ug/L	
W-254	1/7/21		Carbon tetrachloride	<	0.5	ug/L	
W-254	1/7/21		Chloroform	<	0.5	ug/L	
W-254	1/7/21		Chromium		0.0014	mg/L	
W-254	1/7/21		Dibromochloromethane	<	0.5	ug/L	
W-254	1/7/21		Tetrachloroethene		45	ug/L	
W-254	1/7/21		Trichloroethene		1.2	ug/L	
W-254	1/7/21		Trichlorofluoromethane	<	0.5	ug/L	
W-254	1/7/21		Trichlorotrifluoroethane	<	0.5	ug/L	
W-254	1/7/21		Vinyl chloride	<	0.5	ug/L	
W-254	1/7/21		cis-1,2-Dichloroethene		0.61	ug/L	
W-254	1/7/21		trans-1,2-Dichloroethene	<	0.5	ug/L	
W-254	8/26/21		1,1,1-Trichloroethane	<	0.5	ug/L	
W-254	8/26/21		1,1,2-Trichloroethane	<	0.5	ug/L	
W-254	8/26/21		1,1-Dichloroethane		0.69	ug/L	
W-254	8/26/21		1,1-Dichloroethene	<	0.5	ug/L	
W-254	8/26/21		1,2-Dichloroethane	<	0.5	ug/L	
W-254	8/26/21		Bromodichloromethane	<	0.5	ug/L	
W-254	8/26/21		Bromoform	<	0.5	ug/L	
W-254	8/26/21		Carbon tetrachloride	<	0.5	ug/L	
W-254	8/26/21		Chloroform	<	0.5	ug/L	
W-254	8/26/21		Dibromochloromethane	<	0.5	ug/L	
W-254	8/26/21		Tetrachloroethene		70	ug/L	
W-254	8/26/21		Trichloroethene		1.7	ug/L	
W-254	8/26/21		Trichlorofluoromethane	<	0.5	ug/L	
W-254	8/26/21		Trichlorotrifluoroethane	<	0.5	ug/L	
W-254	8/26/21		Vinyl chloride	<	0.5	ug/L	
W-254	8/26/21		cis-1,2-Dichloroethene		1.3	ug/L	
W-254	8/26/21		trans-1,2-Dichloroethene	<	0.5	ug/L	
W-254	11/9/21		1,1,1-Trichloroethane	<	0.5	ug/L	
W-254	11/9/21		1,1,2-Trichloroethane	<	0.5	ug/L	
W-254	11/9/21		1,1-Dichloroethane		0.65	ug/L	
W-254	11/9/21		1,1-Dichloroethene	<	0.5	ug/L	
W-254	11/9/21		1,2-Dichloroethane	<	0.5	ug/L	
W-254	11/9/21		Bromodichloromethane	<	0.5	ug/L	
W-254	11/9/21		Bromoform	<	0.5	ug/L	
W-254	11/9/21		Carbon tetrachloride	<	0.5	ug/L	
W-254	11/9/21		Chloroform	<	0.5	ug/L	
W-254	11/9/21		Dibromochloromethane	<	0.5	ug/L	
W-254	11/9/21		Tetrachloroethene		60	ug/L	
W-254	11/9/21		Trichloroethene		1.7	ug/L	
W-254	11/9/21		Trichlorofluoromethane	<	0.5	ug/L	
W-254	11/9/21		Trichlorotrifluoroethane	<	0.5	ug/L	
W-254	11/9/21		Vinyl chloride	<	0.5	ug/L	
W-254	11/9/21		cis-1,2-Dichloroethene		1.7	ug/L	

Attachment 2. Table 1. Groundwater analytical data, Livermore Site, 2021.

Well	Date	Sample Type	Parameter	LOS Indicator	Result	Units	QA Flag
W-254	11/9/21		trans-1,2-Dichloroethene	<	0.5	ug/L	
W-255	10/20/21		1,1,1-Trichloroethane	<	0.5	ug/L	
W-255	10/20/21		1,1,2-Trichloroethane	<	0.5	ug/L	
W-255	10/20/21		1,1-Dichloroethane	<	0.5	ug/L	
W-255	10/20/21		1,1-Dichloroethene	<	0.5	ug/L	
W-255	10/20/21		1,2-Dichloroethane	<	0.5	ug/L	
W-255	10/20/21		Bromodichloromethane	<	0.5	ug/L	
W-255	10/20/21		Bromoform	<	0.5	ug/L	
W-255	10/20/21		Carbon tetrachloride	<	0.5	ug/L	
W-255	10/20/21		Chloroform	<	0.5	ug/L	
W-255	10/20/21		Dibromochloromethane	<	0.5	ug/L	
W-255	10/20/21		Tetrachloroethene	<	0.5	ug/L	
W-255	10/20/21		Trichloroethene		0.87	ug/L	
W-255	10/20/21		Trichlorofluoromethane	<	0.5	ug/L	
W-255	10/20/21		Trichlorotrifluoroethane	<	0.5	ug/L	
W-255	10/20/21		Vinyl chloride	<	0.5	ug/L	
W-255	10/20/21		cis-1,2-Dichloroethene	<	0.5	ug/L	
W-255	10/20/21		trans-1,2-Dichloroethene	<	0.5	ug/L	
W-256	1/28/21		1,1,1-Trichloroethane	<	0.5	ug/L	
W-256	1/28/21		1,1,2-Trichloroethane	<	0.5	ug/L	
W-256	1/28/21		1,1-Dichloroethane	<	0.5	ug/L	
W-256	1/28/21		1,1-Dichloroethene	<	0.5	ug/L	
W-256	1/28/21		1,2-Dichloroethane	<	0.5	ug/L	
W-256	1/28/21		Bromodichloromethane	<	0.5	ug/L	
W-256	1/28/21		Bromoform	<	0.5	ug/L	
W-256	1/28/21		Carbon tetrachloride		6	ug/L	
W-256	1/28/21		Chloroform	<	0.5	ug/L	
W-256	1/28/21		Dibromochloromethane	<	0.5	ug/L	
W-256	1/28/21		Tetrachloroethene		0.52	ug/L	
W-256	1/28/21		Trichloroethene		2.5	ug/L	
W-256	1/28/21		Trichlorofluoromethane	<	0.5	ug/L	
W-256	1/28/21		Trichlorotrifluoroethane	<	0.5	ug/L	
W-256	1/28/21		Vinyl chloride	<	0.5	ug/L	
W-256	1/28/21		cis-1,2-Dichloroethene	<	0.5	ug/L	
W-256	1/28/21		trans-1,2-Dichloroethene	<	0.5	ug/L	
W-256	8/11/21		Tritium	<	100	pCi/L	
W-258	8/2/21		1,1,1-Trichloroethane	<	0.5	ug/L	
W-258	8/2/21		1,1,2-Trichloroethane	<	0.5	ug/L	
W-258	8/2/21		1,1-Dichloroethane	<	0.5	ug/L	
W-258	8/2/21		1,1-Dichloroethene		18	ug/L	
W-258	8/2/21		1,2-Dichloroethane		0.7	ug/L	
W-258	8/2/21		Bromodichloromethane	<	0.5	ug/L	
W-258	8/2/21		Bromoform	<	0.5	ug/L	
W-258	8/2/21		Carbon tetrachloride		1.9	ug/L	
W-258	8/2/21		Chloroform		6.9	ug/L	
W-258	8/2/21		Dibromochloromethane	<	0.5	ug/L	
W-258	8/2/21		Tetrachloroethene		13	ug/L	
W-258	8/2/21		Trichloroethene		180	ug/L	D
W-258	8/2/21		Trichlorofluoromethane	<	0.5	ug/L	
W-258	8/2/21		Trichlorotrifluoroethane	<	0.5	ug/L	
W-258	8/2/21		Vinyl chloride	<	0.5	ug/L	
W-258	8/2/21		cis-1,2-Dichloroethene	<	0.5	ug/L	
W-258	8/2/21		trans-1,2-Dichloroethene	<	0.5	ug/L	
W-258	8/2/21	DUP	1,1,1-Trichloroethane	<	0.5	ug/L	
W-258	8/2/21	DUP	1,1,2-Trichloroethane	<	0.5	ug/L	
W-258	8/2/21	DUP	1,1-Dichloroethane	<	0.5	ug/L	
W-258	8/2/21	DUP	1,1-Dichloroethene		19	ug/L	
W-258	8/2/21	DUP	1,2-Dichloroethane		0.73	ug/L	
W-258	8/2/21	DUP	Bromodichloromethane	<	0.5	ug/L	
W-258	8/2/21	DUP	Bromoform	<	0.5	ug/L	

Attachment 2. Table 1. Groundwater analytical data, Livermore Site, 2021.

Well	Date	Sample Type	Parameter	LOS Indicator	Result	Units	QA Flag
W-258	8/2/21	DUP	Carbon tetrachloride		2.1	ug/L	
W-258	8/2/21	DUP	Chloroform		7	ug/L	
W-258	8/2/21	DUP	Dibromochloromethane	<	0.5	ug/L	
W-258	8/2/21	DUP	Tetrachloroethene		13	ug/L	
W-258	8/2/21	DUP	Trichloroethene		190	ug/L	D
W-258	8/2/21	DUP	Trichlorofluoromethane	<	0.5	ug/L	
W-258	8/2/21	DUP	Trichlorotrifluoroethane	<	0.5	ug/L	
W-258	8/2/21	DUP	Vinyl chloride	<	0.5	ug/L	
W-258	8/2/21	DUP	cis-1,2-Dichloroethene	<	0.5	ug/L	
W-258	8/2/21	DUP	trans-1,2-Dichloroethene	<	0.5	ug/L	
W-258	10/7/21		1,1,1-Trichloroethane	<	0.5	ug/L	
W-258	10/7/21		1,1,2-Trichloroethane	<	0.5	ug/L	
W-258	10/7/21		1,1-Dichloroethane	<	0.5	ug/L	
W-258	10/7/21		1,1-Dichloroethene		18	ug/L	
W-258	10/7/21		1,2-Dichloroethane		0.76	ug/L	
W-258	10/7/21		Bromodichloromethane	<	0.5	ug/L	
W-258	10/7/21		Bromoform	<	0.5	ug/L	
W-258	10/7/21		Carbon tetrachloride		1.9	ug/L	
W-258	10/7/21		Chloroform		7	ug/L	
W-258	10/7/21		Dibromochloromethane	<	0.5	ug/L	
W-258	10/7/21		Tetrachloroethene		12	ug/L	
W-258	10/7/21		Trichloroethene		180	ug/L	D
W-258	10/7/21		Trichlorofluoromethane	<	0.5	ug/L	
W-258	10/7/21		Trichlorotrifluoroethane	<	0.5	ug/L	
W-258	10/7/21		Vinyl chloride	<	0.5	ug/L	
W-258	10/7/21		cis-1,2-Dichloroethene	<	0.5	ug/L	
W-258	10/7/21		trans-1,2-Dichloroethene	<	0.5	ug/L	
W-259	1/20/21		1,1,1-Trichloroethane	<	0.5	ug/L	
W-259	1/20/21		1,1,2-Trichloroethane	<	0.5	ug/L	
W-259	1/20/21		1,1-Dichloroethane	<	0.5	ug/L	
W-259	1/20/21		1,1-Dichloroethene	<	0.5	ug/L	
W-259	1/20/21		1,2-Dichloroethane	<	0.5	ug/L	
W-259	1/20/21		Bromodichloromethane	<	0.5	ug/L	
W-259	1/20/21		Bromoform	<	0.5	ug/L	
W-259	1/20/21		Carbon tetrachloride	<	0.5	ug/L	
W-259	1/20/21		Chloroform	<	0.5	ug/L	
W-259	1/20/21		Dibromochloromethane	<	0.5	ug/L	
W-259	1/20/21		Tetrachloroethene		1.1	ug/L	
W-259	1/20/21		Trichloroethene		21	ug/L	
W-259	1/20/21		Trichlorofluoromethane	<	0.5	ug/L	
W-259	1/20/21		Trichlorotrifluoroethane	<	0.5	ug/L	
W-259	1/20/21		Vinyl chloride	<	0.5	ug/L	
W-259	1/20/21		cis-1,2-Dichloroethene	<	0.5	ug/L	
W-259	1/20/21		trans-1,2-Dichloroethene	<	0.5	ug/L	
W-260	3/15/21		1,1,1-Trichloroethane	<	0.5	ug/L	
W-260	3/15/21		1,1,2-Trichloroethane	<	0.5	ug/L	
W-260	3/15/21		1,1-Dichloroethane		27	ug/L	
W-260	3/15/21		1,1-Dichloroethene		10	ug/L	
W-260	3/15/21		1,2-Dichloroethane	<	0.5	ug/L	
W-260	3/15/21		Bromodichloromethane	<	0.5	ug/L	
W-260	3/15/21		Bromoform	<	0.5	ug/L	
W-260	3/15/21		Carbon tetrachloride	<	0.5	ug/L	
W-260	3/15/21		Chloroform	<	0.5	ug/L	
W-260	3/15/21		Dibromochloromethane	<	0.5	ug/L	
W-260	3/15/21		Tetrachloroethene		4.2	ug/L	
W-260	3/15/21		Trichloroethene		0.87	ug/L	
W-260	3/15/21		Trichlorofluoromethane	<	0.5	ug/L	
W-260	3/15/21		Trichlorotrifluoroethane	<	0.5	ug/L	
W-260	3/15/21		Vinyl chloride	<	0.5	ug/L	
W-260	3/15/21		cis-1,2-Dichloroethene		0.79	ug/L	

Attachment 2. Table 1. Groundwater analytical data, Livermore Site, 2021.

Well	Date	Sample Type	Parameter	LOS Indicator	Result	Units	QA Flag
W-260	3/15/21		trans-1,2-Dichloroethene	<	0.5	ug/L	
W-2601	1/14/21		1,1,1-Trichloroethane	<	0.5	ug/L	
W-2601	1/14/21		1,1,2-Trichloroethane	<	0.5	ug/L	
W-2601	1/14/21		1,1-Dichloroethane	<	0.5	ug/L	
W-2601	1/14/21		1,1-Dichloroethene		2.8	ug/L	
W-2601	1/14/21		1,2-Dichloroethane	<	0.5	ug/L	
W-2601	1/14/21		Bromodichloromethane	<	0.5	ug/L	
W-2601	1/14/21		Bromoform	<	0.5	ug/L	
W-2601	1/14/21		Carbon tetrachloride	<	0.5	ug/L	
W-2601	1/14/21		Chloroform		7.6	ug/L	
W-2601	1/14/21		Dibromochloromethane	<	0.5	ug/L	
W-2601	1/14/21		Tetrachloroethene		5.2	ug/L	
W-2601	1/14/21		Trichloroethene		56	ug/L	
W-2601	1/14/21		Trichlorofluoromethane	<	0.5	ug/L	
W-2601	1/14/21		Trichlorotrifluoroethane		1.4	ug/L	
W-2601	1/14/21		Vinyl chloride	<	0.5	ug/L	
W-2601	1/14/21		cis-1,2-Dichloroethene	<	0.5	ug/L	
W-2601	1/14/21		trans-1,2-Dichloroethene	<	0.5	ug/L	
W-2601	4/7/21		1,1,1-Trichloroethane	<	0.5	ug/L	
W-2601	4/7/21		1,1,2-Trichloroethane	<	0.5	ug/L	
W-2601	4/7/21		1,1-Dichloroethane	<	0.5	ug/L	
W-2601	4/7/21		1,1-Dichloroethene		2.6	ug/L	
W-2601	4/7/21		1,2-Dichloroethane	<	0.5	ug/L	
W-2601	4/7/21		Bromodichloromethane	<	0.5	ug/L	
W-2601	4/7/21		Bromoform	<	0.5	ug/L	
W-2601	4/7/21		Carbon tetrachloride	<	0.5	ug/L	
W-2601	4/7/21		Chloroform		7.6	ug/L	
W-2601	4/7/21		Dibromochloromethane	<	0.5	ug/L	
W-2601	4/7/21		Tetrachloroethene		4.6	ug/L	
W-2601	4/7/21		Trichloroethene		48	ug/L	
W-2601	4/7/21		Trichlorofluoromethane	<	0.5	ug/L	
W-2601	4/7/21		Trichlorotrifluoroethane		1.1	ug/L	
W-2601	4/7/21		Vinyl chloride	<	0.5	ug/L	
W-2601	4/7/21		cis-1,2-Dichloroethene	<	0.5	ug/L	
W-2601	4/7/21		trans-1,2-Dichloroethene	<	0.5	ug/L	
W-2601	4/7/21		Tritium	<	100	pCi/L	
W-2601	7/13/21		1,1,1-Trichloroethane	<	0.5	ug/L	
W-2601	7/13/21		1,1,2-Trichloroethane	<	0.5	ug/L	
W-2601	7/13/21		1,1-Dichloroethane	<	0.5	ug/L	
W-2601	7/13/21		1,1-Dichloroethene		2.4	ug/L	
W-2601	7/13/21		1,2-Dichloroethane	<	0.5	ug/L	
W-2601	7/13/21		Bromodichloromethane	<	0.5	ug/L	
W-2601	7/13/21		Bromoform	<	0.5	ug/L	
W-2601	7/13/21		Carbon tetrachloride	<	0.5	ug/L	
W-2601	7/13/21		Chloroform		8.4	ug/L	
W-2601	7/13/21		Dibromochloromethane	<	0.5	ug/L	
W-2601	7/13/21		Tetrachloroethene		4.9	ug/L	
W-2601	7/13/21		Trichloroethene		50	ug/L	
W-2601	7/13/21		Trichlorofluoromethane	<	0.5	ug/L	
W-2601	7/13/21		Trichlorotrifluoroethane		1.2	ug/L	
W-2601	7/13/21		Vinyl chloride	<	0.5	ug/L	
W-2601	7/13/21		cis-1,2-Dichloroethene	<	0.5	ug/L	
W-2601	7/13/21		trans-1,2-Dichloroethene	<	0.5	ug/L	
W-2601	10/5/21		1,1,1-Trichloroethane	<	0.5	ug/L	
W-2601	10/5/21		1,1,2-Trichloroethane	<	0.5	ug/L	
W-2601	10/5/21		1,1-Dichloroethane	<	0.5	ug/L	
W-2601	10/5/21		1,1-Dichloroethene		2.6	ug/L	
W-2601	10/5/21		1,2-Dichloroethane	<	0.5	ug/L	
W-2601	10/5/21		Bromodichloromethane	<	0.5	ug/L	
W-2601	10/5/21		Bromoform	<	0.5	ug/L	

Attachment 2. Table 1. Groundwater analytical data, Livermore Site, 2021.

Well	Date	Sample Type	Parameter	LOS Indicator	Result	Units	QA Flag
W-2601	10/5/21		Carbon tetrachloride	<	0.5	ug/L	
W-2601	10/5/21		Chloroform		8.3	ug/L	
W-2601	10/5/21		Dibromochloromethane	<	0.5	ug/L	
W-2601	10/5/21		Tetrachloroethene		4.8	ug/L	
W-2601	10/5/21		Trichloroethene		50	ug/L	
W-2601	10/5/21		Trichlorofluoromethane	<	0.5	ug/L	
W-2601	10/5/21		Trichlorotrifluoroethane		1.3	ug/L	
W-2601	10/5/21		Vinyl chloride	<	0.5	ug/L	
W-2601	10/5/21		cis-1,2-Dichloroethene	<	0.5	ug/L	
W-2601	10/5/21		trans-1,2-Dichloroethene	<	0.5	ug/L	
W-2602	1/26/21		1,1,1-Trichloroethane	<	0.5	ug/L	
W-2602	1/26/21		1,1,2-Trichloroethane	<	0.5	ug/L	
W-2602	1/26/21		1,1-Dichloroethane	<	0.5	ug/L	
W-2602	1/26/21		1,1-Dichloroethene		3.6	ug/L	
W-2602	1/26/21		1,2-Dichloroethane	<	0.5	ug/L	
W-2602	1/26/21		Bromodichloromethane	<	0.5	ug/L	
W-2602	1/26/21		Bromoform	<	0.5	ug/L	
W-2602	1/26/21		Carbon tetrachloride		1.5	ug/L	
W-2602	1/26/21		Chloroform		2.2	ug/L	
W-2602	1/26/21		Dibromochloromethane	<	0.5	ug/L	
W-2602	1/26/21		Tetrachloroethene		3.1	ug/L	
W-2602	1/26/21		Trichloroethene		200	ug/L	D
W-2602	1/26/21		Trichlorofluoromethane	<	0.5	ug/L	
W-2602	1/26/21		Trichlorotrifluoroethane		0.96	ug/L	
W-2602	1/26/21		Vinyl chloride	<	0.5	ug/L	
W-2602	1/26/21		cis-1,2-Dichloroethene		1.2	ug/L	
W-2602	1/26/21		trans-1,2-Dichloroethene	<	0.5	ug/L	
W-2602	1/26/21	DUP	1,1,1-Trichloroethane	<	0.5	ug/L	
W-2602	1/26/21	DUP	1,1,2-Trichloroethane	<	0.5	ug/L	
W-2602	1/26/21	DUP	1,1-Dichloroethane	<	0.5	ug/L	
W-2602	1/26/21	DUP	1,1-Dichloroethene		25	ug/L	
W-2602	1/26/21	DUP	1,2-Dichloroethane	<	0.5	ug/L	
W-2602	1/26/21	DUP	Bromodichloromethane	<	0.5	ug/L	
W-2602	1/26/21	DUP	Bromoform	<	0.5	ug/L	
W-2602	1/26/21	DUP	Carbon tetrachloride	<	0.5	ug/L	
W-2602	1/26/21	DUP	Chloroform		1.2	ug/L	
W-2602	1/26/21	DUP	Dibromochloromethane	<	0.5	ug/L	
W-2602	1/26/21	DUP	Tetrachloroethene		50	ug/L	
W-2602	1/26/21	DUP	Trichloroethene		400	ug/L	D
W-2602	1/26/21	DUP	Trichlorofluoromethane	<	0.5	ug/L	
W-2602	1/26/21	DUP	Trichlorotrifluoroethane		1.6	ug/L	
W-2602	1/26/21	DUP	Vinyl chloride	<	0.5	ug/L	
W-2602	1/26/21	DUP	cis-1,2-Dichloroethene	<	0.5	ug/L	
W-2602	1/26/21	DUP	trans-1,2-Dichloroethene	<	0.5	ug/L	
W-2602	5/5/21		1,1,1-Trichloroethane	<	0.5	ug/L	
W-2602	5/5/21		1,1,2-Trichloroethane	<	0.5	ug/L	
W-2602	5/5/21		1,1-Dichloroethane	<	0.5	ug/L	
W-2602	5/5/21		1,1-Dichloroethene		4	ug/L	
W-2602	5/5/21		1,2-Dichloroethane	<	0.5	ug/L	
W-2602	5/5/21		Bromodichloromethane	<	0.5	ug/L	
W-2602	5/5/21		Bromoform	<	0.5	ug/L	
W-2602	5/5/21		Carbon tetrachloride		0.53	ug/L	
W-2602	5/5/21		Chloroform		1.3	ug/L	
W-2602	5/5/21		Dibromochloromethane	<	0.5	ug/L	
W-2602	5/5/21		Tetrachloroethene		3.2	ug/L	
W-2602	5/5/21		Trichloroethene		180	ug/L	D
W-2602	5/5/21		Trichlorofluoromethane	<	0.5	ug/L	
W-2602	5/5/21		Trichlorotrifluoroethane		0.63	ug/L	
W-2602	5/5/21		Vinyl chloride	<	0.5	ug/L	
W-2602	5/5/21		cis-1,2-Dichloroethene		1.7	ug/L	

Attachment 2. Table 1. Groundwater analytical data, Livermore Site, 2021.

Well	Date	Sample Type	Parameter	LOS Indicator	Result	Units	QA Flag
W-2602	5/5/21		trans-1,2-Dichloroethene	<	0.5	ug/L	
W-2602	5/5/21	DUP	1,1,1-Trichloroethane	<	0.5	ug/L	
W-2602	5/5/21	DUP	1,1,2-Trichloroethane	<	0.5	ug/L	
W-2602	5/5/21	DUP	1,1-Dichloroethane	<	0.5	ug/L	
W-2602	5/5/21	DUP	1,1-Dichloroethene		4	ug/L	
W-2602	5/5/21	DUP	1,2-Dichloroethane	<	0.5	ug/L	
W-2602	5/5/21	DUP	Bromodichloromethane	<	0.5	ug/L	
W-2602	5/5/21	DUP	Bromoform	<	0.5	ug/L	
W-2602	5/5/21	DUP	Carbon tetrachloride		0.7	ug/L	
W-2602	5/5/21	DUP	Chloroform		1.4	ug/L	
W-2602	5/5/21	DUP	Dibromochloromethane	<	0.5	ug/L	
W-2602	5/5/21	DUP	Tetrachloroethene		3.4	ug/L	
W-2602	5/5/21	DUP	Trichloroethene		180	ug/L	D
W-2602	5/5/21	DUP	Trichlorofluoromethane	<	0.5	ug/L	
W-2602	5/5/21	DUP	Trichlorotrifluoroethane		0.72	ug/L	
W-2602	5/5/21	DUP	Vinyl chloride	<	0.5	ug/L	
W-2602	5/5/21	DUP	cis-1,2-Dichloroethene		1.7	ug/L	
W-2602	5/5/21	DUP	trans-1,2-Dichloroethene	<	0.5	ug/L	
W-2602	9/14/21		1,1,1-Trichloroethane	<	0.5	ug/L	
W-2602	9/14/21		1,1,2-Trichloroethane	<	0.5	ug/L	
W-2602	9/14/21		1,1-Dichloroethane	<	0.5	ug/L	
W-2602	9/14/21		1,1-Dichloroethene		4.3	ug/L	
W-2602	9/14/21		1,2-Dichloroethane	<	0.5	ug/L	
W-2602	9/14/21		Bromodichloromethane	<	0.5	ug/L	
W-2602	9/14/21		Bromoform	<	0.5	ug/L	
W-2602	9/14/21		Carbon tetrachloride		1.6	ug/L	
W-2602	9/14/21		Chloroform		2.4	ug/L	
W-2602	9/14/21		Dibromochloromethane	<	0.5	ug/L	
W-2602	9/14/21		Tetrachloroethene		4.1	ug/L	
W-2602	9/14/21		Trichloroethene		190	ug/L	D
W-2602	9/14/21		Trichlorofluoromethane		0.5	ug/L	
W-2602	9/14/21		Trichlorotrifluoroethane		1.6	ug/L	
W-2602	9/14/21		Vinyl chloride	<	0.5	ug/L	
W-2602	9/14/21		cis-1,2-Dichloroethene		1.4	ug/L	
W-2602	9/14/21		trans-1,2-Dichloroethene	<	0.5	ug/L	
W-2602	9/14/21		Tritium	<	100	pCi/L	
W-2602	10/18/21		1,1,1-Trichloroethane	<	0.5	ug/L	O
W-2602	10/18/21		1,1,2-Trichloroethane	<	0.5	ug/L	
W-2602	10/18/21		1,1-Dichloroethane	<	0.5	ug/L	
W-2602	10/18/21		1,1-Dichloroethene		5.6	ug/L	O
W-2602	10/18/21		1,2-Dichloroethane	<	0.5	ug/L	
W-2602	10/18/21		Bromodichloromethane	<	0.5	ug/L	
W-2602	10/18/21		Bromoform	<	0.5	ug/L	
W-2602	10/18/21		Carbon tetrachloride		1.6	ug/L	
W-2602	10/18/21		Chloroform		2.6	ug/L	
W-2602	10/18/21		Dibromochloromethane	<	0.5	ug/L	
W-2602	10/18/21		Tetrachloroethene		2.6	ug/L	
W-2602	10/18/21		Trichloroethene		160	ug/L	D
W-2602	10/18/21		Trichlorofluoromethane		0.91	ug/L	
W-2602	10/18/21		Trichlorotrifluoroethane		0.73	ug/L	O
W-2602	10/18/21		Vinyl chloride	<	0.5	ug/L	
W-2602	10/18/21		cis-1,2-Dichloroethene		1.5	ug/L	
W-2602	10/18/21		trans-1,2-Dichloroethene	<	0.5	ug/L	
W-2602	10/18/21	DUP	1,1,1-Trichloroethane	<	0.5	ug/L	O
W-2602	10/18/21	DUP	1,1,2-Trichloroethane	<	0.5	ug/L	
W-2602	10/18/21	DUP	1,1-Dichloroethane	<	0.5	ug/L	
W-2602	10/18/21	DUP	1,1-Dichloroethene		5.4	ug/L	O
W-2602	10/18/21	DUP	1,2-Dichloroethane	<	0.5	ug/L	
W-2602	10/18/21	DUP	Bromodichloromethane	<	0.5	ug/L	
W-2602	10/18/21	DUP	Bromoform	<	0.5	ug/L	

Attachment 2. Table 1. Groundwater analytical data, Livermore Site, 2021.

Well	Date	Sample Type	Parameter	LOS Indicator	Result	Units	QA Flag
W-2602	10/18/21	DUP	Carbon tetrachloride		1.5	ug/L	
W-2602	10/18/21	DUP	Chloroform		2.6	ug/L	
W-2602	10/18/21	DUP	Dibromochloromethane	<	0.5	ug/L	
W-2602	10/18/21	DUP	Tetrachloroethene		2.6	ug/L	
W-2602	10/18/21	DUP	Trichloroethene		170	ug/L	D
W-2602	10/18/21	DUP	Trichlorofluoromethane		0.85	ug/L	
W-2602	10/18/21	DUP	Trichlorotrifluoroethane		0.65	ug/L	O
W-2602	10/18/21	DUP	Vinyl chloride	<	0.5	ug/L	
W-2602	10/18/21	DUP	cis-1,2-Dichloroethene		1.5	ug/L	
W-2602	10/18/21	DUP	trans-1,2-Dichloroethene	<	0.5	ug/L	
W-2603	3/1/21		1,1,1-Trichloroethane	<	0.5	ug/L	
W-2603	3/1/21		1,1,2-Trichloroethane	<	0.5	ug/L	
W-2603	3/1/21		1,1-Dichloroethane	<	0.5	ug/L	
W-2603	3/1/21		1,1-Dichloroethene	<	0.5	ug/L	
W-2603	3/1/21		1,2-Dichloroethane	<	0.5	ug/L	
W-2603	3/1/21		Bromodichloromethane	<	0.5	ug/L	
W-2603	3/1/21		Bromoform	<	0.5	ug/L	
W-2603	3/1/21		Carbon tetrachloride	<	0.5	ug/L	
W-2603	3/1/21		Chloroform		1.6	ug/L	
W-2603	3/1/21		Dibromochloromethane	<	0.5	ug/L	
W-2603	3/1/21		Tetrachloroethene	<	0.5	ug/L	
W-2603	3/1/21		Trichloroethene		1.3	ug/L	
W-2603	3/1/21		Trichlorofluoromethane	<	0.5	ug/L	
W-2603	3/1/21		Trichlorotrifluoroethane		1.6	ug/L	
W-2603	3/1/21		Vinyl chloride	<	0.5	ug/L	
W-2603	3/1/21		cis-1,2-Dichloroethene	<	0.5	ug/L	
W-2603	3/1/21		trans-1,2-Dichloroethene	<	0.5	ug/L	
W-2604B	2/8/21		1,1,1-Trichloroethane	<	0.5	ug/L	
W-2604B	2/8/21		1,1,2-Trichloroethane	<	0.5	ug/L	
W-2604B	2/8/21		1,1-Dichloroethane	<	0.5	ug/L	
W-2604B	2/8/21		1,1-Dichloroethene	<	0.5	ug/L	
W-2604B	2/8/21		1,2-Dichloroethane	<	0.5	ug/L	
W-2604B	2/8/21		Bromodichloromethane	<	0.5	ug/L	
W-2604B	2/8/21		Bromoform	<	0.5	ug/L	
W-2604B	2/8/21		Carbon tetrachloride	<	0.5	ug/L	
W-2604B	2/8/21		Chloroform	<	0.5	ug/L	
W-2604B	2/8/21		Dibromochloromethane	<	0.5	ug/L	
W-2604B	2/8/21		Tetrachloroethene	<	0.5	ug/L	
W-2604B	2/8/21		Trichloroethene		0.73	ug/L	
W-2604B	2/8/21		Trichlorofluoromethane	<	0.5	ug/L	
W-2604B	2/8/21		Trichlorotrifluoroethane	<	0.5	ug/L	
W-2604B	2/8/21		Vinyl chloride	<	0.5	ug/L	
W-2604B	2/8/21		cis-1,2-Dichloroethene	<	0.5	ug/L	
W-2604B	2/8/21		trans-1,2-Dichloroethene	<	0.5	ug/L	
W-2604B	4/29/21		1,1,1-Trichloroethane	<	0.5	ug/L	
W-2604B	4/29/21		1,1,2-Trichloroethane	<	0.5	ug/L	
W-2604B	4/29/21		1,1-Dichloroethane	<	0.5	ug/L	
W-2604B	4/29/21		1,1-Dichloroethene	<	0.5	ug/L	
W-2604B	4/29/21		1,2-Dichloroethane	<	0.5	ug/L	
W-2604B	4/29/21		Bromodichloromethane	<	0.5	ug/L	
W-2604B	4/29/21		Bromoform	<	0.5	ug/L	
W-2604B	4/29/21		Carbon tetrachloride	<	0.5	ug/L	
W-2604B	4/29/21		Chloroform	<	0.5	ug/L	
W-2604B	4/29/21		Dibromochloromethane	<	0.5	ug/L	
W-2604B	4/29/21		Tetrachloroethene		0.56	ug/L	
W-2604B	4/29/21		Trichloroethene		10	ug/L	
W-2604B	4/29/21		Trichlorofluoromethane	<	0.5	ug/L	
W-2604B	4/29/21		Trichlorotrifluoroethane	<	0.5	ug/L	
W-2604B	4/29/21		Vinyl chloride	<	0.5	ug/L	
W-2604B	4/29/21		cis-1,2-Dichloroethene	<	0.5	ug/L	

Attachment 2. Table 1. Groundwater analytical data, Livermore Site, 2021.

Well	Date	Sample Type	Parameter	LOS Indicator	Result	Units	QA Flag
W-2604B	4/29/21		trans-1,2-Dichloroethene	<	0.5	ug/L	
W-2604B	11/22/21		1,1,1-Trichloroethane	<	0.5	ug/L	
W-2604B	11/22/21		1,1,2-Trichloroethane	<	0.5	ug/L	
W-2604B	11/22/21		1,1-Dichloroethane	<	0.5	ug/L	
W-2604B	11/22/21		1,1-Dichloroethene	<	0.5	ug/L	
W-2604B	11/22/21		1,2-Dichloroethane	<	0.5	ug/L	
W-2604B	11/22/21		Bromodichloromethane	<	0.5	ug/L	
W-2604B	11/22/21		Bromoform	<	0.5	ug/L	
W-2604B	11/22/21		Carbon tetrachloride	<	0.5	ug/L	
W-2604B	11/22/21		Chloroform	<	0.5	ug/L	
W-2604B	11/22/21		Dibromochloromethane	<	0.5	ug/L	
W-2604B	11/22/21		Tetrachloroethene	<	0.5	ug/L	
W-2604B	11/22/21		Trichloroethene		7.7	ug/L	
W-2604B	11/22/21		Trichlorofluoromethane	<	0.5	ug/L	
W-2604B	11/22/21		Trichlorotrifluoroethane	<	0.5	ug/L	
W-2604B	11/22/21		Vinyl chloride	<	0.5	ug/L	
W-2604B	11/22/21		cis-1,2-Dichloroethene	<	0.5	ug/L	
W-2604B	11/22/21		trans-1,2-Dichloroethene	<	0.5	ug/L	
W-2604B	11/22/21	DUP	1,1,1-Trichloroethane	<	0.5	ug/L	
W-2604B	11/22/21	DUP	1,1,2-Trichloroethane	<	0.5	ug/L	
W-2604B	11/22/21	DUP	1,1-Dichloroethane	<	0.5	ug/L	
W-2604B	11/22/21	DUP	1,1-Dichloroethene	<	0.5	ug/L	
W-2604B	11/22/21	DUP	1,2-Dichloroethane	<	0.5	ug/L	
W-2604B	11/22/21	DUP	Bromodichloromethane	<	0.5	ug/L	
W-2604B	11/22/21	DUP	Bromoform	<	0.5	ug/L	
W-2604B	11/22/21	DUP	Carbon tetrachloride	<	0.5	ug/L	
W-2604B	11/22/21	DUP	Chloroform	<	0.5	ug/L	
W-2604B	11/22/21	DUP	Dibromochloromethane	<	0.5	ug/L	
W-2604B	11/22/21	DUP	Tetrachloroethene	<	0.5	ug/L	
W-2604B	11/22/21	DUP	Trichloroethene		7.6	ug/L	
W-2604B	11/22/21	DUP	Trichlorofluoromethane	<	0.5	ug/L	
W-2604B	11/22/21	DUP	Trichlorotrifluoroethane	<	0.5	ug/L	
W-2604B	11/22/21	DUP	Vinyl chloride	<	0.5	ug/L	
W-2604B	11/22/21	DUP	cis-1,2-Dichloroethene	<	0.5	ug/L	
W-2604B	11/22/21	DUP	trans-1,2-Dichloroethene	<	0.5	ug/L	
W-2606	4/29/21		1,1,1-Trichloroethane	<	0.5	ug/L	
W-2606	4/29/21		1,1,2-Trichloroethane		2.1	ug/L	
W-2606	4/29/21		1,1-Dichloroethane		1.1	ug/L	
W-2606	4/29/21		1,1-Dichloroethene		3.7	ug/L	
W-2606	4/29/21		1,2-Dichloroethane		2.9	ug/L	
W-2606	4/29/21		Bromodichloromethane	<	0.5	ug/L	
W-2606	4/29/21		Bromoform	<	0.5	ug/L	
W-2606	4/29/21		Carbon tetrachloride	<	0.5	ug/L	
W-2606	4/29/21		Chloroform		1.6	ug/L	
W-2606	4/29/21		Dibromochloromethane	<	0.5	ug/L	
W-2606	4/29/21		Tetrachloroethene		7.4	ug/L	
W-2606	4/29/21		Trichloroethene		37	ug/L	
W-2606	4/29/21		Trichlorofluoromethane	<	0.5	ug/L	
W-2606	4/29/21		Trichlorotrifluoroethane	<	0.5	ug/L	
W-2606	4/29/21		Vinyl chloride	<	0.5	ug/L	
W-2606	4/29/21		cis-1,2-Dichloroethene		34	ug/L	
W-2606	4/29/21		trans-1,2-Dichloroethene	<	0.5	ug/L	
W-2606	4/29/21	DUP	1,1,1-Trichloroethane	<	0.5	ug/L	
W-2606	4/29/21	DUP	1,1,2-Trichloroethane		2.1	ug/L	
W-2606	4/29/21	DUP	1,1-Dichloroethane		1	ug/L	
W-2606	4/29/21	DUP	1,1-Dichloroethene		3.3	ug/L	
W-2606	4/29/21	DUP	1,2-Dichloroethane		2.8	ug/L	
W-2606	4/29/21	DUP	Bromodichloromethane	<	0.5	ug/L	
W-2606	4/29/21	DUP	Bromoform	<	0.5	ug/L	
W-2606	4/29/21	DUP	Carbon tetrachloride	<	0.5	ug/L	

Attachment 2. Table 1. Groundwater analytical data, Livermore Site, 2021.

Well	Date	Sample Type	Parameter	LOS Indicator	Result	Units	QA Flag
W-2606	4/29/21	DUP	Chloroform		1.6	ug/L	
W-2606	4/29/21	DUP	Dibromochloromethane	<	0.5	ug/L	
W-2606	4/29/21	DUP	Tetrachloroethene		6.7	ug/L	
W-2606	4/29/21	DUP	Trichloroethene		34	ug/L	
W-2606	4/29/21	DUP	Trichlorofluoromethane	<	0.5	ug/L	
W-2606	4/29/21	DUP	Trichlorotrifluoroethane	<	0.5	ug/L	
W-2606	4/29/21	DUP	Vinyl chloride	<	0.5	ug/L	
W-2606	4/29/21	DUP	cis-1,2-Dichloroethene		33	ug/L	
W-2606	4/29/21	DUP	trans-1,2-Dichloroethene	<	0.5	ug/L	
W-2606	10/7/21		Tritium		4040	pCi/L	
W-2607	4/29/21		1,1,1-Trichloroethane	<	0.5	ug/L	
W-2607	4/29/21		1,1,2-Trichloroethane	<	0.5	ug/L	
W-2607	4/29/21		1,1-Dichloroethane		2.3	ug/L	
W-2607	4/29/21		1,1-Dichloroethene		7.4	ug/L	
W-2607	4/29/21		1,2-Dichloroethane		1.6	ug/L	
W-2607	4/29/21		Bromodichloromethane	<	0.5	ug/L	
W-2607	4/29/21		Bromoform	<	0.5	ug/L	
W-2607	4/29/21		Carbon tetrachloride		2.8	ug/L	
W-2607	4/29/21		Chloroform		4.4	ug/L	
W-2607	4/29/21		Dibromochloromethane	<	0.5	ug/L	
W-2607	4/29/21		Tetrachloroethene		34	ug/L	
W-2607	4/29/21		Trichloroethene		89	ug/L	
W-2607	4/29/21		Trichlorofluoromethane	<	0.5	ug/L	
W-2607	4/29/21		Trichlorotrifluoroethane	<	0.5	ug/L	
W-2607	4/29/21		Vinyl chloride	<	0.5	ug/L	
W-2607	4/29/21		cis-1,2-Dichloroethene		110	ug/L	D
W-2607	4/29/21		trans-1,2-Dichloroethene	<	2.5	ug/L	D
W-2607	4/29/21	DUP	1,1,1-Trichloroethane	<	0.5	ug/L	
W-2607	4/29/21	DUP	1,1,2-Trichloroethane	<	0.5	ug/L	
W-2607	4/29/21	DUP	1,1-Dichloroethane		2.9	ug/L	
W-2607	4/29/21	DUP	1,1-Dichloroethene		9.5	ug/L	
W-2607	4/29/21	DUP	1,2-Dichloroethane		1.6	ug/L	
W-2607	4/29/21	DUP	Bromodichloromethane	<	0.5	ug/L	
W-2607	4/29/21	DUP	Bromoform	<	0.5	ug/L	
W-2607	4/29/21	DUP	Carbon tetrachloride		4	ug/L	
W-2607	4/29/21	DUP	Chloroform		5.4	ug/L	
W-2607	4/29/21	DUP	Dibromochloromethane	<	0.5	ug/L	
W-2607	4/29/21	DUP	Tetrachloroethene		38	ug/L	
W-2607	4/29/21	DUP	Trichloroethene		80	ug/L	D
W-2607	4/29/21	DUP	Trichlorofluoromethane	<	0.5	ug/L	
W-2607	4/29/21	DUP	Trichlorotrifluoroethane		0.76	ug/L	
W-2607	4/29/21	DUP	Vinyl chloride	<	0.5	ug/L	
W-2607	4/29/21	DUP	cis-1,2-Dichloroethene		115	ug/L	D
W-2607	4/29/21	DUP	trans-1,2-Dichloroethene		0.89	ug/L	
W-2607	10/7/21		Tritium		4450	pCi/L	
W-2611	1/21/21		1,1,1-Trichloroethane	<	0.5	ug/L	
W-2611	1/21/21		1,1,2-Trichloroethane	<	0.5	ug/L	
W-2611	1/21/21		1,1-Dichloroethane	<	0.5	ug/L	
W-2611	1/21/21		1,1-Dichloroethene		2.7	ug/L	
W-2611	1/21/21		1,2-Dichloroethane	<	0.5	ug/L	
W-2611	1/21/21		Bromodichloromethane	<	0.5	ug/L	
W-2611	1/21/21		Bromoform	<	0.5	ug/L	
W-2611	1/21/21		Carbon tetrachloride	<	0.5	ug/L	
W-2611	1/21/21		Chloroform		1.5	ug/L	
W-2611	1/21/21		Dibromochloromethane	<	0.5	ug/L	
W-2611	1/21/21		Tetrachloroethene		0.5	ug/L	
W-2611	1/21/21		Trichloroethene		82	ug/L	
W-2611	1/21/21		Trichlorofluoromethane	<	0.5	ug/L	
W-2611	1/21/21		Trichlorotrifluoroethane		8.3	ug/L	
W-2611	1/21/21		Vinyl chloride	<	0.5	ug/L	

Attachment 2. Table 1. Groundwater analytical data, Livermore Site, 2021.

Well	Date	Sample Type	Parameter	LOS Indicator	Result	Units	QA Flag
W-2611	1/21/21		cis-1,2-Dichloroethene	<	0.5	ug/L	
W-2611	1/21/21		trans-1,2-Dichloroethene	<	0.5	ug/L	
W-2611	1/21/21		Chromium		0.0025	mg/L	
W-2611	1/21/21		Hexavalent Chromium		0.003	mg/L	
W-2611	1/21/21		Lead	<	0.005	mg/L	
W-2611	1/27/21		1,1,1-Trichloroethane	<	0.5	ug/L	
W-2611	1/27/21		1,1,2-Trichloroethane	<	0.5	ug/L	
W-2611	1/27/21		1,1-Dichloroethane	<	0.5	ug/L	
W-2611	1/27/21		1,1-Dichloroethene		3.1	ug/L	
W-2611	1/27/21		1,2-Dichloroethane	<	0.5	ug/L	
W-2611	1/27/21		Bromodichloromethane	<	0.5	ug/L	
W-2611	1/27/21		Bromoform	<	0.5	ug/L	
W-2611	1/27/21		Carbon tetrachloride	<	0.5	ug/L	
W-2611	1/27/21		Chloroform		1.6	ug/L	
W-2611	1/27/21		Dibromochloromethane	<	0.5	ug/L	
W-2611	1/27/21		Tetrachloroethene		0.55	ug/L	
W-2611	1/27/21		Trichloroethene		87	ug/L	
W-2611	1/27/21		Trichlorofluoromethane	<	0.5	ug/L	
W-2611	1/27/21		Trichlorotrifluoroethane		10	ug/L	
W-2611	1/27/21		Vinyl chloride	<	0.5	ug/L	
W-2611	1/27/21		cis-1,2-Dichloroethene	<	0.5	ug/L	
W-2611	1/27/21		trans-1,2-Dichloroethene	<	0.5	ug/L	
W-2611	2/17/21		1,1,1-Trichloroethane	<	0.5	ug/L	
W-2611	2/17/21		1,1,2-Trichloroethane	<	0.5	ug/L	
W-2611	2/17/21		1,1-Dichloroethane	<	0.5	ug/L	
W-2611	2/17/21		1,1-Dichloroethene		2.7	ug/L	
W-2611	2/17/21		1,2-Dichloroethane	<	0.5	ug/L	
W-2611	2/17/21		Bromodichloromethane	<	0.5	ug/L	
W-2611	2/17/21		Bromoform	<	0.5	ug/L	
W-2611	2/17/21		Carbon tetrachloride	<	0.5	ug/L	
W-2611	2/17/21		Chloroform		1.6	ug/L	
W-2611	2/17/21		Dibromochloromethane	<	0.5	ug/L	
W-2611	2/17/21		Tetrachloroethene		0.51	ug/L	
W-2611	2/17/21		Trichloroethene		79	ug/L	
W-2611	2/17/21		Trichlorofluoromethane	<	0.5	ug/L	
W-2611	2/17/21		Trichlorotrifluoroethane		8.3	ug/L	
W-2611	2/17/21		Vinyl chloride	<	0.5	ug/L	
W-2611	2/17/21		cis-1,2-Dichloroethene	<	0.5	ug/L	
W-2611	2/17/21		trans-1,2-Dichloroethene	<	0.5	ug/L	
W-2611	2/17/21		Chromium		0.0017	mg/L	
W-2611	2/17/21		Hexavalent Chromium	<	0.002	mg/L	
W-2611	2/17/21		Lead	<	0.005	mg/L	
W-2611	3/18/21		1,1,1-Trichloroethane	<	0.5	ug/L	
W-2611	3/18/21		1,1,2-Trichloroethane	<	0.5	ug/L	
W-2611	3/18/21		1,1-Dichloroethane	<	0.5	ug/L	
W-2611	3/18/21		1,1-Dichloroethene		2.4	ug/L	
W-2611	3/18/21		1,2-Dichloroethane	<	0.5	ug/L	
W-2611	3/18/21		Bromodichloromethane	<	0.5	ug/L	
W-2611	3/18/21		Bromoform	<	0.5	ug/L	
W-2611	3/18/21		Carbon tetrachloride	<	0.5	ug/L	
W-2611	3/18/21		Chloroform		1.4	ug/L	
W-2611	3/18/21		Dibromochloromethane	<	0.5	ug/L	
W-2611	3/18/21		Tetrachloroethene	<	0.5	ug/L	
W-2611	3/18/21		Trichloroethene		73	ug/L	
W-2611	3/18/21		Trichlorofluoromethane	<	0.5	ug/L	
W-2611	3/18/21		Trichlorotrifluoroethane		7.9	ug/L	
W-2611	3/18/21		Vinyl chloride	<	0.5	ug/L	
W-2611	3/18/21		cis-1,2-Dichloroethene	<	0.5	ug/L	
W-2611	3/18/21		trans-1,2-Dichloroethene	<	0.5	ug/L	
W-2611	3/18/21		Chromium		0.0039	mg/L	

Attachment 2. Table 1. Groundwater analytical data, Livermore Site, 2021.

Well	Date	Sample Type	Parameter	LOS Indicator	Result	Units	QA Flag
W-2611	3/18/21		Hexavalent Chromium	<	0.002	mg/L	
W-2611	3/18/21		Lead	<	0.005	mg/L	
W-2611	4/27/21		1,1,1-Trichloroethane	<	0.5	ug/L	
W-2611	4/27/21		1,1,2-Trichloroethane	<	0.5	ug/L	
W-2611	4/27/21		1,1-Dichloroethane	<	0.5	ug/L	
W-2611	4/27/21		1,1-Dichloroethene		2.4	ug/L	
W-2611	4/27/21		1,2-Dichloroethane	<	0.5	ug/L	
W-2611	4/27/21		Bromodichloromethane	<	0.5	ug/L	
W-2611	4/27/21		Bromoform	<	0.5	ug/L	
W-2611	4/27/21		Carbon tetrachloride	<	0.5	ug/L	
W-2611	4/27/21		Chloroform		1.4	ug/L	
W-2611	4/27/21		Dibromochloromethane	<	0.5	ug/L	
W-2611	4/27/21		Tetrachloroethene		0.5	ug/L	
W-2611	4/27/21		Trichloroethene		80	ug/L	
W-2611	4/27/21		Trichlorofluoromethane	<	0.5	ug/L	
W-2611	4/27/21		Trichlorotrifluoroethane		6.7	ug/L	
W-2611	4/27/21		Vinyl chloride	<	0.5	ug/L	
W-2611	4/27/21		cis-1,2-Dichloroethene	<	0.5	ug/L	
W-2611	4/27/21		trans-1,2-Dichloroethene	<	0.5	ug/L	
W-2611	4/27/21		Chromium		0.0025	mg/L	
W-2611	4/27/21		Hexavalent Chromium		0.0025	mg/L	
W-2611	4/27/21		Lead	<	0.005	mg/L	
W-2611	5/19/21		1,1,1-Trichloroethane	<	0.5	ug/L	
W-2611	5/19/21		1,1,2-Trichloroethane	<	0.5	ug/L	
W-2611	5/19/21		1,1-Dichloroethane	<	0.5	ug/L	
W-2611	5/19/21		1,1-Dichloroethene		2.3	ug/L	
W-2611	5/19/21		1,2-Dichloroethane	<	0.5	ug/L	
W-2611	5/19/21		Bromodichloromethane	<	0.5	ug/L	
W-2611	5/19/21		Bromoform	<	0.5	ug/L	
W-2611	5/19/21		Carbon tetrachloride	<	0.5	ug/L	
W-2611	5/19/21		Chloroform		1.4	ug/L	
W-2611	5/19/21		Dibromochloromethane	<	0.5	ug/L	
W-2611	5/19/21		Tetrachloroethene	<	0.5	ug/L	
W-2611	5/19/21		Trichloroethene		73	ug/L	
W-2611	5/19/21		Trichlorofluoromethane	<	0.5	ug/L	
W-2611	5/19/21		Trichlorotrifluoroethane		7.5	ug/L	
W-2611	5/19/21		Vinyl chloride	<	0.5	ug/L	
W-2611	5/19/21		cis-1,2-Dichloroethene	<	0.5	ug/L	
W-2611	5/19/21		trans-1,2-Dichloroethene	<	0.5	ug/L	
W-2611	5/19/21		Chromium		0.0023	mg/L	
W-2611	5/19/21		Hexavalent Chromium	<	0.002	mg/L	
W-2611	5/19/21		Lead	<	0.005	mg/L	
W-2611	6/23/21		1,1,1-Trichloroethane	<	0.5	ug/L	
W-2611	6/23/21		1,1,2-Trichloroethane	<	0.5	ug/L	
W-2611	6/23/21		1,1-Dichloroethane	<	0.5	ug/L	
W-2611	6/23/21		1,1-Dichloroethene		2.6	ug/L	
W-2611	6/23/21		1,2-Dichloroethane	<	0.5	ug/L	
W-2611	6/23/21		Bromodichloromethane	<	0.5	ug/L	
W-2611	6/23/21		Bromoform	<	0.5	ug/L	
W-2611	6/23/21		Carbon tetrachloride	<	0.5	ug/L	
W-2611	6/23/21		Chloroform		1.5	ug/L	
W-2611	6/23/21		Dibromochloromethane	<	0.5	ug/L	
W-2611	6/23/21		Tetrachloroethene		0.55	ug/L	
W-2611	6/23/21		Trichloroethene		95	ug/L	
W-2611	6/23/21		Trichlorofluoromethane	<	0.5	ug/L	
W-2611	6/23/21		Trichlorotrifluoroethane		5.6	ug/L	
W-2611	6/23/21		Vinyl chloride	<	0.5	ug/L	
W-2611	6/23/21		cis-1,2-Dichloroethene	<	0.5	ug/L	
W-2611	6/23/21		trans-1,2-Dichloroethene	<	0.5	ug/L	
W-2611	6/23/21		Chromium		0.0036	mg/L	

Attachment 2. Table 1. Groundwater analytical data, Livermore Site, 2021.

Well	Date	Sample Type	Parameter	LOS Indicator	Result	Units	QA Flag
W-2611	6/23/21		Hexavalent Chromium	<	0.002	mg/L	
W-2611	6/23/21		Lead	<	0.005	mg/L	
W-2611	7/20/21		1,1,1-Trichloroethane	<	0.5	ug/L	
W-2611	7/20/21		1,1,2-Trichloroethane	<	0.5	ug/L	
W-2611	7/20/21		1,1-Dichloroethane	<	0.5	ug/L	
W-2611	7/20/21		1,1-Dichloroethene		2.8	ug/L	
W-2611	7/20/21		1,2-Dichloroethane	<	0.5	ug/L	
W-2611	7/20/21		Bromodichloromethane	<	0.5	ug/L	
W-2611	7/20/21		Bromoform	<	0.5	ug/L	
W-2611	7/20/21		Carbon tetrachloride	<	0.5	ug/L	
W-2611	7/20/21		Chloroform		1.6	ug/L	
W-2611	7/20/21		Dibromochloromethane	<	0.5	ug/L	
W-2611	7/20/21		Tetrachloroethene		0.55	ug/L	
W-2611	7/20/21		Trichloroethene		100	ug/L	
W-2611	7/20/21		Trichlorofluoromethane	<	0.5	ug/L	
W-2611	7/20/21		Trichlorotrifluoroethane		5.9	ug/L	
W-2611	7/20/21		Vinyl chloride	<	0.5	ug/L	
W-2611	7/20/21		cis-1,2-Dichloroethene	<	0.5	ug/L	
W-2611	7/20/21		trans-1,2-Dichloroethene	<	0.5	ug/L	
W-2611	7/20/21		Chromium		0.0036	mg/L	
W-2611	7/20/21		Hexavalent Chromium	<	0.002	mg/L	L
W-2611	7/20/21		Lead	<	0.005	mg/L	
W-2611	8/17/21		1,1,1-Trichloroethane	<	0.5	ug/L	
W-2611	8/17/21		1,1,2-Trichloroethane	<	0.5	ug/L	
W-2611	8/17/21		1,1-Dichloroethane	<	0.5	ug/L	
W-2611	8/17/21		1,1-Dichloroethene		2.4	ug/L	
W-2611	8/17/21		1,2-Dichloroethane	<	0.5	ug/L	
W-2611	8/17/21		Bromodichloromethane	<	0.5	ug/L	
W-2611	8/17/21		Bromoform	<	0.5	ug/L	
W-2611	8/17/21		Carbon tetrachloride	<	0.5	ug/L	
W-2611	8/17/21		Chloroform		1.4	ug/L	
W-2611	8/17/21		Dibromochloromethane	<	0.5	ug/L	
W-2611	8/17/21		Tetrachloroethene	<	0.5	ug/L	
W-2611	8/17/21		Trichloroethene		90	ug/L	
W-2611	8/17/21		Trichlorofluoromethane	<	0.5	ug/L	
W-2611	8/17/21		Trichlorotrifluoroethane		5.7	ug/L	
W-2611	8/17/21		Vinyl chloride	<	0.5	ug/L	
W-2611	8/17/21		cis-1,2-Dichloroethene	<	0.5	ug/L	
W-2611	8/17/21		trans-1,2-Dichloroethene	<	0.5	ug/L	
W-2611	8/17/21		Chromium		0.0026	mg/L	
W-2611	8/17/21		Hexavalent Chromium	<	0.002	mg/L	
W-2611	8/17/21		Lead	<	0.005	mg/L	
W-2611	9/15/21		1,1,1-Trichloroethane	<	0.5	ug/L	
W-2611	9/15/21		1,1,2-Trichloroethane	<	0.5	ug/L	
W-2611	9/15/21		1,1-Dichloroethane	<	0.5	ug/L	
W-2611	9/15/21		1,1-Dichloroethene		2.6	ug/L	
W-2611	9/15/21		1,2-Dichloroethane	<	0.5	ug/L	
W-2611	9/15/21		Bromodichloromethane	<	0.5	ug/L	
W-2611	9/15/21		Bromoform	<	0.5	ug/L	
W-2611	9/15/21		Carbon tetrachloride	<	0.5	ug/L	
W-2611	9/15/21		Chloroform		1.4	ug/L	
W-2611	9/15/21		Dibromochloromethane	<	0.5	ug/L	
W-2611	9/15/21		Tetrachloroethene		0.52	ug/L	
W-2611	9/15/21		Trichloroethene		100	ug/L	
W-2611	9/15/21		Trichlorofluoromethane	<	0.5	ug/L	
W-2611	9/15/21		Trichlorotrifluoroethane		6.4	ug/L	
W-2611	9/15/21		Vinyl chloride	<	0.5	ug/L	
W-2611	9/15/21		cis-1,2-Dichloroethene	<	0.5	ug/L	
W-2611	9/15/21		trans-1,2-Dichloroethene	<	0.5	ug/L	
W-2611	9/22/21		1,1,1-Trichloroethane	<	0.5	ug/L	

Attachment 2. Table 1. Groundwater analytical data, Livermore Site, 2021.

Well	Date	Sample Type	Parameter	LOS Indicator	Result	Units	QA Flag
W-2611	9/22/21		1,1,2-Trichloroethane	<	0.5	ug/L	
W-2611	9/22/21		1,1-Dichloroethane	<	0.5	ug/L	
W-2611	9/22/21		1,1-Dichloroethene		2.5	ug/L	
W-2611	9/22/21		1,2-Dichloroethane	<	0.5	ug/L	
W-2611	9/22/21		Bromodichloromethane	<	0.5	ug/L	
W-2611	9/22/21		Bromoform	<	0.5	ug/L	
W-2611	9/22/21		Carbon tetrachloride	<	0.5	ug/L	
W-2611	9/22/21		Chloroform		1.4	ug/L	
W-2611	9/22/21		Dibromochloromethane	<	0.5	ug/L	
W-2611	9/22/21		Tetrachloroethene	<	0.5	ug/L	
W-2611	9/22/21		Trichloroethene		96	ug/L	
W-2611	9/22/21		Trichlorofluoromethane	<	0.5	ug/L	
W-2611	9/22/21		Trichlorotrifluoroethane		5.6	ug/L	
W-2611	9/22/21		Vinyl chloride	<	0.5	ug/L	
W-2611	9/22/21		cis-1,2-Dichloroethene	<	0.5	ug/L	
W-2611	9/22/21		trans-1,2-Dichloroethene	<	0.5	ug/L	
W-2611	9/22/21		Chromium		0.0031	mg/L	
W-2611	9/22/21		Hexavalent Chromium	<	0.002	mg/L	
W-2611	9/22/21		Lead	<	0.005	mg/L	
W-2611	10/11/21		1,1,1-Trichloroethane	<	0.5	ug/L	
W-2611	10/11/21		1,1,2-Trichloroethane	<	0.5	ug/L	
W-2611	10/11/21		1,1-Dichloroethane	<	0.5	ug/L	
W-2611	10/11/21		1,1-Dichloroethene		3	ug/L	
W-2611	10/11/21		1,2-Dichloroethane	<	0.5	ug/L	
W-2611	10/11/21		Bromodichloromethane	<	0.5	ug/L	
W-2611	10/11/21		Bromoform	<	0.5	ug/L	
W-2611	10/11/21		Carbon tetrachloride	<	0.5	ug/L	
W-2611	10/11/21		Chloroform		1.4	ug/L	
W-2611	10/11/21		Dibromochloromethane	<	0.5	ug/L	
W-2611	10/11/21		Tetrachloroethene		0.54	ug/L	
W-2611	10/11/21		Trichloroethene		97	ug/L	
W-2611	10/11/21		Trichlorofluoromethane	<	0.5	ug/L	
W-2611	10/11/21		Trichlorotrifluoroethane		6.8	ug/L	
W-2611	10/11/21		Vinyl chloride	<	0.5	ug/L	
W-2611	10/11/21		cis-1,2-Dichloroethene	<	0.5	ug/L	
W-2611	10/11/21		trans-1,2-Dichloroethene	<	0.5	ug/L	
W-2611	10/11/21	DUP	1,1,1-Trichloroethane	<	0.5	ug/L	
W-2611	10/11/21	DUP	1,1,2-Trichloroethane	<	0.5	ug/L	
W-2611	10/11/21	DUP	1,1-Dichloroethane	<	0.5	ug/L	
W-2611	10/11/21	DUP	1,1-Dichloroethene		2.8	ug/L	
W-2611	10/11/21	DUP	1,2-Dichloroethane	<	0.5	ug/L	
W-2611	10/11/21	DUP	Bromodichloromethane	<	0.5	ug/L	
W-2611	10/11/21	DUP	Bromoform	<	0.5	ug/L	
W-2611	10/11/21	DUP	Carbon tetrachloride	<	0.5	ug/L	
W-2611	10/11/21	DUP	Chloroform		1.4	ug/L	
W-2611	10/11/21	DUP	Dibromochloromethane	<	0.5	ug/L	
W-2611	10/11/21	DUP	Tetrachloroethene	<	0.5	ug/L	
W-2611	10/11/21	DUP	Trichloroethene		93	ug/L	
W-2611	10/11/21	DUP	Trichlorofluoromethane	<	0.5	ug/L	
W-2611	10/11/21	DUP	Trichlorotrifluoroethane		6.4	ug/L	
W-2611	10/11/21	DUP	Vinyl chloride	<	0.5	ug/L	
W-2611	10/11/21	DUP	cis-1,2-Dichloroethene	<	0.5	ug/L	
W-2611	10/11/21	DUP	trans-1,2-Dichloroethene	<	0.5	ug/L	
W-2611	10/26/21		1,1,1-Trichloroethane	<	0.5	ug/L	
W-2611	10/26/21		1,1,2-Trichloroethane	<	0.5	ug/L	
W-2611	10/26/21		1,1-Dichloroethane	<	0.5	ug/L	
W-2611	10/26/21		1,1-Dichloroethene		2.2	ug/L	
W-2611	10/26/21		1,2-Dichloroethane	<	0.5	ug/L	
W-2611	10/26/21		Bromodichloromethane	<	0.5	ug/L	
W-2611	10/26/21		Bromoform	<	0.5	ug/L	

Attachment 2. Table 1. Groundwater analytical data, Livermore Site, 2021.

Well	Date	Sample Type	Parameter	LOS Indicator	Result	Units	QA Flag
W-2611	10/26/21		Carbon tetrachloride	<	0.5	ug/L	
W-2611	10/26/21		Chloroform		1.2	ug/L	
W-2611	10/26/21		Dibromochloromethane	<	0.5	ug/L	
W-2611	10/26/21		Tetrachloroethene	<	0.5	ug/L	
W-2611	10/26/21		Trichloroethene		79	ug/L	
W-2611	10/26/21		Trichlorofluoromethane	<	0.5	ug/L	
W-2611	10/26/21		Trichlorotrifluoroethane		5.2	ug/L	
W-2611	10/26/21		Vinyl chloride	<	0.5	ug/L	
W-2611	10/26/21		cis-1,2-Dichloroethene	<	0.5	ug/L	
W-2611	10/26/21		trans-1,2-Dichloroethene	<	0.5	ug/L	
W-2611	10/26/21		Chromium	<	0.001	mg/L	
W-2611	10/26/21		Hexavalent Chromium	<	0.002	mg/L	
W-2611	10/26/21		Lead	<	0.005	mg/L	
W-2611	11/17/21		1,1,1-Trichloroethane	<	0.5	ug/L	
W-2611	11/17/21		1,1,2-Trichloroethane	<	0.5	ug/L	
W-2611	11/17/21		1,1-Dichloroethane	<	0.5	ug/L	
W-2611	11/17/21		1,1-Dichloroethene		2	ug/L	
W-2611	11/17/21		1,2-Dichloroethane	<	0.5	ug/L	
W-2611	11/17/21		Bromodichloromethane	<	0.5	ug/L	
W-2611	11/17/21		Bromoform	<	0.5	ug/L	
W-2611	11/17/21		Carbon tetrachloride	<	0.5	ug/L	
W-2611	11/17/21		Chloroform		1.2	ug/L	
W-2611	11/17/21		Dibromochloromethane	<	0.5	ug/L	
W-2611	11/17/21		Tetrachloroethene	<	0.5	ug/L	
W-2611	11/17/21		Trichloroethene		78	ug/L	
W-2611	11/17/21		Trichlorofluoromethane	<	0.5	ug/L	
W-2611	11/17/21		Trichlorotrifluoroethane		4.1	ug/L	
W-2611	11/17/21		Vinyl chloride	<	0.5	ug/L	
W-2611	11/17/21		cis-1,2-Dichloroethene	<	0.5	ug/L	
W-2611	11/17/21		trans-1,2-Dichloroethene	<	0.5	ug/L	
W-2611	11/17/21		Chromium	<	0.001	mg/L	
W-2611	11/17/21		Hexavalent Chromium	<	0.002	mg/L	
W-2611	11/17/21		Lead	<	0.005	mg/L	
W-2611	12/20/21		1,1,1-Trichloroethane	<	0.5	ug/L	
W-2611	12/20/21		1,1,2-Trichloroethane	<	0.5	ug/L	
W-2611	12/20/21		1,1-Dichloroethane	<	0.5	ug/L	
W-2611	12/20/21		1,1-Dichloroethene		2.7	ug/L	
W-2611	12/20/21		1,2-Dichloroethane	<	0.5	ug/L	
W-2611	12/20/21		Bromodichloromethane	<	0.5	ug/L	
W-2611	12/20/21		Bromoform	<	0.5	ug/L	
W-2611	12/20/21		Carbon tetrachloride	<	0.5	ug/L	
W-2611	12/20/21		Chloroform		1.3	ug/L	
W-2611	12/20/21		Dibromochloromethane	<	0.5	ug/L	
W-2611	12/20/21		Tetrachloroethene		0.54	ug/L	
W-2611	12/20/21		Trichloroethene		98	ug/L	
W-2611	12/20/21		Trichlorofluoromethane	<	0.5	ug/L	
W-2611	12/20/21		Trichlorotrifluoroethane		5.1	ug/L	
W-2611	12/20/21		Vinyl chloride	<	0.5	ug/L	
W-2611	12/20/21		cis-1,2-Dichloroethene	<	0.5	ug/L	
W-2611	12/20/21		trans-1,2-Dichloroethene	<	0.5	ug/L	
W-2611	12/20/21		Chromium		0.0026	mg/L	
W-2611	12/20/21		Hexavalent Chromium	<	0.002	mg/L	
W-2611	12/20/21		Lead	<	0.005	mg/L	
W-2612	1/21/21		1,1,1-Trichloroethane	<	0.5	ug/L	
W-2612	1/21/21		1,1,2-Trichloroethane	<	0.5	ug/L	
W-2612	1/21/21		1,1-Dichloroethane	<	0.5	ug/L	
W-2612	1/21/21		1,1-Dichloroethene		0.79	ug/L	
W-2612	1/21/21		1,2-Dichloroethane	<	0.5	ug/L	
W-2612	1/21/21		Bromodichloromethane	<	0.5	ug/L	
W-2612	1/21/21		Bromoform	<	0.5	ug/L	

Attachment 2. Table 1. Groundwater analytical data, Livermore Site, 2021.

Well	Date	Sample Type	Parameter	LOS Indicator	Result	Units	QA Flag
W-2612	1/21/21		Carbon tetrachloride	<	0.5	ug/L	
W-2612	1/21/21		Chloroform		1.1	ug/L	
W-2612	1/21/21		Dibromochloromethane	<	0.5	ug/L	
W-2612	1/21/21		Tetrachloroethene	<	0.5	ug/L	
W-2612	1/21/21		Trichloroethene		63	ug/L	
W-2612	1/21/21		Trichlorofluoromethane	<	0.5	ug/L	
W-2612	1/21/21		Trichlorotrifluoroethane		1.2	ug/L	
W-2612	1/21/21		Vinyl chloride	<	0.5	ug/L	
W-2612	1/21/21		cis-1,2-Dichloroethene		0.82	ug/L	
W-2612	1/21/21		trans-1,2-Dichloroethene	<	0.5	ug/L	
W-2612	1/21/21		Chromium	<	0.001	mg/L	
W-2612	1/21/21		Hexavalent Chromium	<	0.002	mg/L	
W-2612	1/21/21		Lead	<	0.005	mg/L	
W-2612	2/2/21		1,1,1-Trichloroethane	<	0.5	ug/L	
W-2612	2/2/21		1,1,2-Trichloroethane	<	0.5	ug/L	
W-2612	2/2/21		1,1-Dichloroethane	<	0.5	ug/L	
W-2612	2/2/21		1,1-Dichloroethene		0.62	ug/L	
W-2612	2/2/21		1,2-Dichloroethane	<	0.5	ug/L	
W-2612	2/2/21		Bromodichloromethane	<	0.5	ug/L	
W-2612	2/2/21		Bromoform	<	0.5	ug/L	
W-2612	2/2/21		Carbon tetrachloride	<	0.5	ug/L	
W-2612	2/2/21		Chloroform		0.96	ug/L	
W-2612	2/2/21		Dibromochloromethane	<	0.5	ug/L	
W-2612	2/2/21		Tetrachloroethene	<	0.5	ug/L	
W-2612	2/2/21		Trichloroethene		51	ug/L	
W-2612	2/2/21		Trichlorofluoromethane	<	0.5	ug/L	
W-2612	2/2/21		Trichlorotrifluoroethane		0.97	ug/L	
W-2612	2/2/21		Vinyl chloride	<	0.5	ug/L	
W-2612	2/2/21		cis-1,2-Dichloroethene		1	ug/L	
W-2612	2/2/21		trans-1,2-Dichloroethene	<	0.5	ug/L	
W-2612	2/17/21		1,1,1-Trichloroethane	<	0.5	ug/L	
W-2612	2/17/21		1,1,2-Trichloroethane	<	0.5	ug/L	
W-2612	2/17/21		1,1-Dichloroethane	<	0.5	ug/L	
W-2612	2/17/21		1,1-Dichloroethene		0.88	ug/L	
W-2612	2/17/21		1,2-Dichloroethane	<	0.5	ug/L	
W-2612	2/17/21		Bromodichloromethane	<	0.5	ug/L	
W-2612	2/17/21		Bromoform	<	0.5	ug/L	
W-2612	2/17/21		Carbon tetrachloride	<	0.5	ug/L	
W-2612	2/17/21		Chloroform		1.1	ug/L	
W-2612	2/17/21		Dibromochloromethane	<	0.5	ug/L	
W-2612	2/17/21		Tetrachloroethene	<	0.5	ug/L	
W-2612	2/17/21		Trichloroethene		57	ug/L	
W-2612	2/17/21		Trichlorofluoromethane	<	0.5	ug/L	
W-2612	2/17/21		Trichlorotrifluoroethane		1.4	ug/L	
W-2612	2/17/21		Vinyl chloride	<	0.5	ug/L	
W-2612	2/17/21		cis-1,2-Dichloroethene		1.1	ug/L	
W-2612	2/17/21		trans-1,2-Dichloroethene	<	0.5	ug/L	
W-2612	2/17/21		Chromium	<	0.001	mg/L	
W-2612	2/17/21		Hexavalent Chromium	<	0.002	mg/L	
W-2612	2/17/21		Lead	<	0.005	mg/L	
W-2612	3/22/21		1,1,1-Trichloroethane	<	0.5	ug/L	
W-2612	3/22/21		1,1,2-Trichloroethane	<	0.5	ug/L	
W-2612	3/22/21		1,1-Dichloroethane	<	0.5	ug/L	
W-2612	3/22/21		1,1-Dichloroethene		0.67	ug/L	
W-2612	3/22/21		1,2-Dichloroethane	<	0.5	ug/L	
W-2612	3/22/21		Bromodichloromethane	<	0.5	ug/L	
W-2612	3/22/21		Bromoform	<	0.5	ug/L	
W-2612	3/22/21		Carbon tetrachloride	<	0.5	ug/L	
W-2612	3/22/21		Chloroform		1	ug/L	
W-2612	3/22/21		Dibromochloromethane	<	0.5	ug/L	

Attachment 2. Table 1. Groundwater analytical data, Livermore Site, 2021.

Well	Date	Sample Type	Parameter	LOS Indicator	Result	Units	QA Flag
W-2612	3/22/21		Tetrachloroethene	<	0.5	ug/L	
W-2612	3/22/21		Trichloroethene		54	ug/L	
W-2612	3/22/21		Trichlorofluoromethane	<	0.5	ug/L	
W-2612	3/22/21		Trichlorotrifluoroethane		0.98	ug/L	
W-2612	3/22/21		Vinyl chloride	<	0.5	ug/L	
W-2612	3/22/21		cis-1,2-Dichloroethene		0.64	ug/L	
W-2612	3/22/21		trans-1,2-Dichloroethene	<	0.5	ug/L	
W-2612	3/22/21		Chromium	<	0.001	mg/L	
W-2612	3/22/21		Hexavalent Chromium	<	0.002	mg/L	
W-2612	3/22/21		Lead	<	0.005	mg/L	
W-2612	4/27/21		1,1,1-Trichloroethane	<	0.5	ug/L	
W-2612	4/27/21		1,1,2-Trichloroethane	<	0.5	ug/L	
W-2612	4/27/21		1,1-Dichloroethane	<	0.5	ug/L	
W-2612	4/27/21		1,1-Dichloroethene		0.75	ug/L	
W-2612	4/27/21		1,2-Dichloroethane	<	0.5	ug/L	
W-2612	4/27/21		Bromodichloromethane	<	0.5	ug/L	
W-2612	4/27/21		Bromoform	<	0.5	ug/L	
W-2612	4/27/21		Carbon tetrachloride	<	0.5	ug/L	
W-2612	4/27/21		Chloroform		1.1	ug/L	
W-2612	4/27/21		Dibromochloromethane	<	0.5	ug/L	
W-2612	4/27/21		Tetrachloroethene	<	0.5	ug/L	
W-2612	4/27/21		Trichloroethene		64	ug/L	
W-2612	4/27/21		Trichlorofluoromethane	<	0.5	ug/L	
W-2612	4/27/21		Trichlorotrifluoroethane		0.98	ug/L	
W-2612	4/27/21		Vinyl chloride	<	0.5	ug/L	
W-2612	4/27/21		cis-1,2-Dichloroethene		0.83	ug/L	
W-2612	4/27/21		trans-1,2-Dichloroethene	<	0.5	ug/L	
W-2612	4/27/21		Chromium		0.0014	mg/L	
W-2612	4/27/21		Hexavalent Chromium	<	0.002	mg/L	
W-2612	4/27/21		Lead	<	0.005	mg/L	
W-2612	5/19/21		1,1,1-Trichloroethane	<	0.5	ug/L	
W-2612	5/19/21		1,1,2-Trichloroethane	<	0.5	ug/L	
W-2612	5/19/21		1,1-Dichloroethane	<	0.5	ug/L	
W-2612	5/19/21		1,1-Dichloroethene		0.88	ug/L	
W-2612	5/19/21		1,2-Dichloroethane	<	0.5	ug/L	
W-2612	5/19/21		Bromodichloromethane	<	0.5	ug/L	
W-2612	5/19/21		Bromoform	<	0.5	ug/L	
W-2612	5/19/21		Carbon tetrachloride	<	0.5	ug/L	
W-2612	5/19/21		Chloroform		1.2	ug/L	
W-2612	5/19/21		Dibromochloromethane	<	0.5	ug/L	
W-2612	5/19/21		Tetrachloroethene	<	0.5	ug/L	
W-2612	5/19/21		Trichloroethene		56	ug/L	
W-2612	5/19/21		Trichlorofluoromethane	<	0.5	ug/L	
W-2612	5/19/21		Trichlorotrifluoroethane		1.4	ug/L	
W-2612	5/19/21		Vinyl chloride	<	0.5	ug/L	
W-2612	5/19/21		cis-1,2-Dichloroethene		0.98	ug/L	
W-2612	5/19/21		trans-1,2-Dichloroethene	<	0.5	ug/L	
W-2612	5/19/21		Chromium	<	0.001	mg/L	
W-2612	5/19/21		Hexavalent Chromium	<	0.002	mg/L	
W-2612	5/19/21		Lead	<	0.005	mg/L	
W-2612	6/23/21		1,1,1-Trichloroethane	<	0.5	ug/L	
W-2612	6/23/21		1,1,2-Trichloroethane	<	0.5	ug/L	
W-2612	6/23/21		1,1-Dichloroethane	<	0.5	ug/L	
W-2612	6/23/21		1,1-Dichloroethene		0.76	ug/L	
W-2612	6/23/21		1,2-Dichloroethane	<	0.5	ug/L	
W-2612	6/23/21		Bromodichloromethane	<	0.5	ug/L	
W-2612	6/23/21		Bromoform	<	0.5	ug/L	
W-2612	6/23/21		Carbon tetrachloride	<	0.5	ug/L	
W-2612	6/23/21		Chloroform		1.2	ug/L	
W-2612	6/23/21		Dibromochloromethane	<	0.5	ug/L	

Attachment 2. Table 1. Groundwater analytical data, Livermore Site, 2021.

Well	Date	Sample Type	Parameter	LOS Indicator	Result	Units	QA Flag
W-2612	6/23/21		Tetrachloroethene	<	0.5	ug/L	
W-2612	6/23/21		Trichloroethene		57	ug/L	
W-2612	6/23/21		Trichlorofluoromethane	<	0.5	ug/L	
W-2612	6/23/21		Trichlorotrifluoroethane		1.3	ug/L	
W-2612	6/23/21		Vinyl chloride	<	0.5	ug/L	
W-2612	6/23/21		cis-1,2-Dichloroethene		0.98	ug/L	
W-2612	6/23/21		trans-1,2-Dichloroethene	<	0.5	ug/L	
W-2612	6/23/21		Chromium		0.0018	mg/L	
W-2612	6/23/21		Hexavalent Chromium	<	0.002	mg/L	
W-2612	6/23/21		Lead	<	0.005	mg/L	
W-2612	7/20/21		1,1,1-Trichloroethane	<	0.5	ug/L	
W-2612	7/20/21		1,1,2-Trichloroethane	<	0.5	ug/L	
W-2612	7/20/21		1,1-Dichloroethane	<	0.5	ug/L	
W-2612	7/20/21		1,1-Dichloroethene		0.8	ug/L	
W-2612	7/20/21		1,2-Dichloroethane	<	0.5	ug/L	
W-2612	7/20/21		Bromodichloromethane	<	0.5	ug/L	
W-2612	7/20/21		Bromoform	<	0.5	ug/L	
W-2612	7/20/21		Carbon tetrachloride	<	0.5	ug/L	
W-2612	7/20/21		Chloroform		1.1	ug/L	
W-2612	7/20/21		Dibromochloromethane	<	0.5	ug/L	
W-2612	7/20/21		Tetrachloroethene	<	0.5	ug/L	
W-2612	7/20/21		Trichloroethene		58	ug/L	
W-2612	7/20/21		Trichlorofluoromethane	<	0.5	ug/L	
W-2612	7/20/21		Trichlorotrifluoroethane		1.3	ug/L	
W-2612	7/20/21		Vinyl chloride	<	0.5	ug/L	
W-2612	7/20/21		cis-1,2-Dichloroethene		0.95	ug/L	
W-2612	7/20/21		trans-1,2-Dichloroethene	<	0.5	ug/L	
W-2612	7/20/21		Chromium		0.027	mg/L	
W-2612	7/20/21		Hexavalent Chromium	<	0.002	mg/L	L
W-2612	7/20/21		Lead	<	0.005	mg/L	
W-2612	8/17/21		1,1,1-Trichloroethane	<	0.5	ug/L	
W-2612	8/17/21		1,1,2-Trichloroethane	<	0.5	ug/L	
W-2612	8/17/21		1,1-Dichloroethane	<	0.5	ug/L	
W-2612	8/17/21		1,1-Dichloroethene		0.8	ug/L	
W-2612	8/17/21		1,2-Dichloroethane	<	0.5	ug/L	
W-2612	8/17/21		Bromodichloromethane	<	0.5	ug/L	
W-2612	8/17/21		Bromoform	<	0.5	ug/L	
W-2612	8/17/21		Carbon tetrachloride	<	0.5	ug/L	
W-2612	8/17/21		Chloroform		1.2	ug/L	
W-2612	8/17/21		Dibromochloromethane	<	0.5	ug/L	
W-2612	8/17/21		Tetrachloroethene	<	0.5	ug/L	
W-2612	8/17/21		Trichloroethene		60	ug/L	
W-2612	8/17/21		Trichlorofluoromethane	<	0.5	ug/L	
W-2612	8/17/21		Trichlorotrifluoroethane		1.3	ug/L	
W-2612	8/17/21		Vinyl chloride	<	0.5	ug/L	
W-2612	8/17/21		cis-1,2-Dichloroethene		1	ug/L	
W-2612	8/17/21		trans-1,2-Dichloroethene	<	0.5	ug/L	
W-2612	8/17/21		Chromium	<	0.001	mg/L	
W-2612	8/17/21		Hexavalent Chromium	<	0.002	mg/L	
W-2612	8/17/21		Lead	<	0.005	mg/L	
W-2612	9/22/21		1,1,1-Trichloroethane	<	0.5	ug/L	
W-2612	9/22/21		1,1,2-Trichloroethane	<	0.5	ug/L	
W-2612	9/22/21		1,1-Dichloroethane	<	0.5	ug/L	
W-2612	9/22/21		1,1-Dichloroethene		0.73	ug/L	
W-2612	9/22/21		1,2-Dichloroethane	<	0.5	ug/L	
W-2612	9/22/21		Bromodichloromethane	<	0.5	ug/L	
W-2612	9/22/21		Bromoform	<	0.5	ug/L	
W-2612	9/22/21		Carbon tetrachloride	<	0.5	ug/L	
W-2612	9/22/21		Chloroform		1.2	ug/L	
W-2612	9/22/21		Dibromochloromethane	<	0.5	ug/L	

Attachment 2. Table 1. Groundwater analytical data, Livermore Site, 2021.

Well	Date	Sample Type	Parameter	LOS Indicator	Result	Units	QA Flag
W-2612	9/22/21		Tetrachloroethene	<	0.5	ug/L	
W-2612	9/22/21		Trichloroethene		61	ug/L	
W-2612	9/22/21		Trichlorofluoromethane	<	0.5	ug/L	
W-2612	9/22/21		Trichlorotrifluoroethane		1.2	ug/L	
W-2612	9/22/21		Vinyl chloride	<	0.5	ug/L	
W-2612	9/22/21		cis-1,2-Dichloroethene		0.9	ug/L	
W-2612	9/22/21		trans-1,2-Dichloroethene	<	0.5	ug/L	
W-2612	9/22/21		Chromium		0.0014	mg/L	
W-2612	9/22/21		Hexavalent Chromium	<	0.002	mg/L	
W-2612	9/22/21		Lead	<	0.005	mg/L	
W-2612	10/26/21		1,1,1-Trichloroethane	<	0.5	ug/L	
W-2612	10/26/21		1,1,2-Trichloroethane	<	0.5	ug/L	
W-2612	10/26/21		1,1-Dichloroethane	<	0.5	ug/L	
W-2612	10/26/21		1,1-Dichloroethene		0.77	ug/L	
W-2612	10/26/21		1,2-Dichloroethane	<	0.5	ug/L	
W-2612	10/26/21		Bromodichloromethane	<	0.5	ug/L	
W-2612	10/26/21		Bromoform	<	0.5	ug/L	
W-2612	10/26/21		Carbon tetrachloride	<	0.5	ug/L	
W-2612	10/26/21		Chloroform		1.1	ug/L	
W-2612	10/26/21		Dibromochloromethane	<	0.5	ug/L	
W-2612	10/26/21		Tetrachloroethene	<	0.5	ug/L	
W-2612	10/26/21		Trichloroethene		61	ug/L	
W-2612	10/26/21		Trichlorofluoromethane	<	0.5	ug/L	
W-2612	10/26/21		Trichlorotrifluoroethane		1	ug/L	
W-2612	10/26/21		Vinyl chloride	<	0.5	ug/L	
W-2612	10/26/21		cis-1,2-Dichloroethene		0.99	ug/L	
W-2612	10/26/21		trans-1,2-Dichloroethene	<	0.5	ug/L	
W-2612	10/26/21		Chromium	<	0.002	mg/L	D
W-2612	10/26/21		Hexavalent Chromium	<	0.002	mg/L	
W-2612	10/26/21		Lead	<	0.005	mg/L	
W-2612	11/3/21		1,1,1-Trichloroethane	<	0.5	ug/L	
W-2612	11/3/21		1,1,2-Trichloroethane	<	0.5	ug/L	
W-2612	11/3/21		1,1-Dichloroethane	<	0.5	ug/L	
W-2612	11/3/21		1,1-Dichloroethene	<	0.5	ug/L	
W-2612	11/3/21		1,2-Dichloroethane	<	0.5	ug/L	
W-2612	11/3/21		Bromodichloromethane	<	0.5	ug/L	
W-2612	11/3/21		Bromoform	<	0.5	ug/L	
W-2612	11/3/21		Carbon tetrachloride	<	0.5	ug/L	
W-2612	11/3/21		Chloroform		1	ug/L	
W-2612	11/3/21		Dibromochloromethane	<	0.5	ug/L	
W-2612	11/3/21		Tetrachloroethene	<	0.5	ug/L	
W-2612	11/3/21		Trichloroethene		66	ug/L	
W-2612	11/3/21		Trichlorofluoromethane	<	0.5	ug/L	
W-2612	11/3/21		Trichlorotrifluoroethane		0.52	ug/L	
W-2612	11/3/21		Vinyl chloride	<	0.5	ug/L	
W-2612	11/3/21		cis-1,2-Dichloroethene	<	0.5	ug/L	
W-2612	11/3/21		trans-1,2-Dichloroethene	<	0.5	ug/L	
W-2612	11/3/21	DUP	1,1,1-Trichloroethane	<	0.5	ug/L	
W-2612	11/3/21	DUP	1,1,2-Trichloroethane	<	0.5	ug/L	
W-2612	11/3/21	DUP	1,1-Dichloroethane	<	0.5	ug/L	
W-2612	11/3/21	DUP	1,1-Dichloroethene	<	0.5	ug/L	
W-2612	11/3/21	DUP	1,2-Dichloroethane	<	0.5	ug/L	
W-2612	11/3/21	DUP	Bromodichloromethane	<	0.5	ug/L	
W-2612	11/3/21	DUP	Bromoform	<	0.5	ug/L	
W-2612	11/3/21	DUP	Carbon tetrachloride	<	0.5	ug/L	
W-2612	11/3/21	DUP	Chloroform		1.2	ug/L	
W-2612	11/3/21	DUP	Dibromochloromethane	<	0.5	ug/L	
W-2612	11/3/21	DUP	Tetrachloroethene	<	0.5	ug/L	
W-2612	11/3/21	DUP	Trichloroethene		71	ug/L	
W-2612	11/3/21	DUP	Trichlorofluoromethane	<	0.5	ug/L	

Attachment 2. Table 1. Groundwater analytical data, Livermore Site, 2021.

Well	Date	Sample Type	Parameter	LOS Indicator	Result	Units	QA Flag
W-2612	11/3/21	DUP	Trichlorotrifluoroethane		0.83	ug/L	
W-2612	11/3/21	DUP	Vinyl chloride	<	0.5	ug/L	
W-2612	11/3/21	DUP	cis-1,2-Dichloroethene	<	0.5	ug/L	
W-2612	11/3/21	DUP	trans-1,2-Dichloroethene	<	0.5	ug/L	
W-2612	11/17/21		1,1,1-Trichloroethane	<	0.5	ug/L	
W-2612	11/17/21		1,1,2-Trichloroethane	<	0.5	ug/L	
W-2612	11/17/21		1,1-Dichloroethane	<	0.5	ug/L	
W-2612	11/17/21		1,1-Dichloroethene		0.76	ug/L	
W-2612	11/17/21		1,2-Dichloroethane	<	0.5	ug/L	
W-2612	11/17/21		Bromodichloromethane	<	0.5	ug/L	
W-2612	11/17/21		Bromoform	<	0.5	ug/L	
W-2612	11/17/21		Carbon tetrachloride	<	0.5	ug/L	
W-2612	11/17/21		Chloroform		1.1	ug/L	
W-2612	11/17/21		Dibromochloromethane	<	0.5	ug/L	
W-2612	11/17/21		Tetrachloroethene	<	0.5	ug/L	
W-2612	11/17/21		Trichloroethene		64	ug/L	
W-2612	11/17/21		Trichlorofluoromethane	<	0.5	ug/L	
W-2612	11/17/21		Trichlorotrifluoroethane		1.1	ug/L	
W-2612	11/17/21		Vinyl chloride	<	0.5	ug/L	
W-2612	11/17/21		cis-1,2-Dichloroethene		1	ug/L	
W-2612	11/17/21		trans-1,2-Dichloroethene	<	0.5	ug/L	
W-2612	11/17/21		Chromium	<	0.001	mg/L	
W-2612	11/17/21		Hexavalent Chromium	<	0.002	mg/L	
W-2612	11/17/21		Lead	<	0.005	mg/L	
W-2612	12/20/21		1,1,1-Trichloroethane	<	0.5	ug/L	
W-2612	12/20/21		1,1,2-Trichloroethane	<	0.5	ug/L	
W-2612	12/20/21		1,1-Dichloroethane	<	0.5	ug/L	
W-2612	12/20/21		1,1-Dichloroethene		0.58	ug/L	
W-2612	12/20/21		1,2-Dichloroethane	<	0.5	ug/L	
W-2612	12/20/21		Bromodichloromethane	<	0.5	ug/L	
W-2612	12/20/21		Bromoform	<	0.5	ug/L	
W-2612	12/20/21		Carbon tetrachloride	<	0.5	ug/L	
W-2612	12/20/21		Chloroform		1.1	ug/L	
W-2612	12/20/21		Dibromochloromethane	<	0.5	ug/L	
W-2612	12/20/21		Tetrachloroethene	<	0.5	ug/L	
W-2612	12/20/21		Trichloroethene		66	ug/L	
W-2612	12/20/21		Trichlorofluoromethane	<	0.5	ug/L	
W-2612	12/20/21		Trichlorotrifluoroethane		0.91	ug/L	
W-2612	12/20/21		Vinyl chloride	<	0.5	ug/L	
W-2612	12/20/21		cis-1,2-Dichloroethene		0.98	ug/L	
W-2612	12/20/21		trans-1,2-Dichloroethene	<	0.5	ug/L	
W-2612	12/20/21		Chromium		0.0022	mg/L	
W-2612	12/20/21		Hexavalent Chromium	<	0.002	mg/L	
W-2612	12/20/21		Lead	<	0.005	mg/L	
W-2616	1/4/21		1,1,1-Trichloroethane	<	0.5	ug/L	
W-2616	1/4/21		1,1,2-Trichloroethane	<	0.5	ug/L	
W-2616	1/4/21		1,1-Dichloroethane	<	0.5	ug/L	
W-2616	1/4/21		1,1-Dichloroethene		0.76	ug/L	
W-2616	1/4/21		1,2-Dichloroethane	<	0.5	ug/L	
W-2616	1/4/21		Bromodichloromethane	<	0.5	ug/L	
W-2616	1/4/21		Bromoform	<	0.5	ug/L	
W-2616	1/4/21		Carbon tetrachloride	<	0.5	ug/L	
W-2616	1/4/21		Chloroform		0.67	ug/L	
W-2616	1/4/21		Dibromochloromethane	<	0.5	ug/L	
W-2616	1/4/21		Tetrachloroethene		1.1	ug/L	
W-2616	1/4/21		Trichloroethene		100	ug/L	
W-2616	1/4/21		Trichlorofluoromethane	<	0.5	ug/L	
W-2616	1/4/21		Trichlorotrifluoroethane	<	0.5	ug/L	
W-2616	1/4/21		Vinyl chloride	<	0.5	ug/L	
W-2616	1/4/21		cis-1,2-Dichloroethene		2.7	ug/L	

Attachment 2. Table 1. Groundwater analytical data, Livermore Site, 2021.

Well	Date	Sample Type	Parameter	LOS Indicator	Result	Units	QA Flag
W-2616	1/4/21		trans-1,2-Dichloroethene	<	0.5	ug/L	
W-2616	7/21/21		Tritium	<	100	pCi/L	
W-2617	2/18/21		1,1,1-Trichloroethane	<	0.5	ug/L	
W-2617	2/18/21		1,1,2-Trichloroethane	<	0.5	ug/L	
W-2617	2/18/21		1,1-Dichloroethane	<	0.5	ug/L	
W-2617	2/18/21		1,1-Dichloroethene		1.9	ug/L	
W-2617	2/18/21		1,2-Dichloroethane	<	0.5	ug/L	
W-2617	2/18/21		Bromodichloromethane	<	0.5	ug/L	
W-2617	2/18/21		Bromoform	<	0.5	ug/L	
W-2617	2/18/21		Carbon tetrachloride		6.6	ug/L	
W-2617	2/18/21		Chloroform		5.2	ug/L	
W-2617	2/18/21		Dibromochloromethane	<	0.5	ug/L	
W-2617	2/18/21		Tetrachloroethene		4.7	ug/L	
W-2617	2/18/21		Trichloroethene		420	ug/L	D
W-2617	2/18/21		Trichlorofluoromethane	<	0.5	ug/L	
W-2617	2/18/21		Trichlorotrifluoroethane	<	0.5	ug/L	
W-2617	2/18/21		Vinyl chloride	<	0.5	ug/L	
W-2617	2/18/21		cis-1,2-Dichloroethene		1.1	ug/L	
W-2617	2/18/21		trans-1,2-Dichloroethene	<	0.5	ug/L	
W-2617	5/3/21		1,1,1-Trichloroethane	<	0.5	ug/L	
W-2617	5/3/21		1,1,2-Trichloroethane	<	0.5	ug/L	
W-2617	5/3/21		1,1-Dichloroethane	<	0.5	ug/L	
W-2617	5/3/21		1,1-Dichloroethene		1.8	ug/L	
W-2617	5/3/21		1,2-Dichloroethane	<	0.5	ug/L	
W-2617	5/3/21		Bromodichloromethane	<	0.5	ug/L	
W-2617	5/3/21		Bromoform	<	0.5	ug/L	
W-2617	5/3/21		Carbon tetrachloride		5.3	ug/L	
W-2617	5/3/21		Chloroform		5.2	ug/L	
W-2617	5/3/21		Dibromochloromethane	<	0.5	ug/L	
W-2617	5/3/21		Tetrachloroethene		4.7	ug/L	
W-2617	5/3/21		Trichloroethene		460	ug/L	D
W-2617	5/3/21		Trichlorofluoromethane	<	0.5	ug/L	
W-2617	5/3/21		Trichlorotrifluoroethane	<	0.5	ug/L	
W-2617	5/3/21		Vinyl chloride	<	0.5	ug/L	
W-2617	5/3/21		cis-1,2-Dichloroethene		0.74	ug/L	
W-2617	5/3/21		trans-1,2-Dichloroethene	<	0.5	ug/L	
W-2617	5/3/21	DUP	1,1,1-Trichloroethane	<	0.5	ug/L	
W-2617	5/3/21	DUP	1,1,2-Trichloroethane	<	0.5	ug/L	
W-2617	5/3/21	DUP	1,1-Dichloroethane	<	0.5	ug/L	
W-2617	5/3/21	DUP	1,1-Dichloroethene		2.3	ug/L	
W-2617	5/3/21	DUP	1,2-Dichloroethane	<	0.5	ug/L	
W-2617	5/3/21	DUP	Bromodichloromethane	<	0.5	ug/L	
W-2617	5/3/21	DUP	Bromoform	<	0.5	ug/L	
W-2617	5/3/21	DUP	Carbon tetrachloride		6.7	ug/L	
W-2617	5/3/21	DUP	Chloroform		5.9	ug/L	
W-2617	5/3/21	DUP	Dibromochloromethane	<	0.5	ug/L	
W-2617	5/3/21	DUP	Tetrachloroethene		4.9	ug/L	
W-2617	5/3/21	DUP	Trichloroethene		448	ug/L	D
W-2617	5/3/21	DUP	Trichlorofluoromethane	<	0.5	ug/L	
W-2617	5/3/21	DUP	Trichlorotrifluoroethane	<	0.5	ug/L	
W-2617	5/3/21	DUP	Vinyl chloride	<	0.5	ug/L	
W-2617	5/3/21	DUP	cis-1,2-Dichloroethene		0.7	ug/L	
W-2617	5/3/21	DUP	trans-1,2-Dichloroethene	<	0.5	ug/L	
W-2617	8/16/21		Tritium		196	pCi/L	
W-2617	8/25/21		Tritium		248	pCi/L	
W-2617	10/6/21		1,1,1-Trichloroethane	<	0.5	ug/L	
W-2617	10/6/21		1,1,2-Trichloroethane	<	0.5	ug/L	
W-2617	10/6/21		1,1-Dichloroethane	<	0.5	ug/L	
W-2617	10/6/21		1,1-Dichloroethene		1.4	ug/L	
W-2617	10/6/21		1,2-Dichloroethane	<	0.5	ug/L	

Attachment 2. Table 1. Groundwater analytical data, Livermore Site, 2021.

Well	Date	Sample Type	Parameter	LOS Indicator	Result	Units	QA Flag
W-2617	10/6/21		Bromodichloromethane	<	0.5	ug/L	
W-2617	10/6/21		Bromoform	<	0.5	ug/L	
W-2617	10/6/21		Carbon tetrachloride		3.7	ug/L	
W-2617	10/6/21		Chloroform		4.7	ug/L	
W-2617	10/6/21		Dibromochloromethane	<	0.5	ug/L	
W-2617	10/6/21		Tetrachloroethene		3.4	ug/L	
W-2617	10/6/21		Trichloroethene		320	ug/L	D
W-2617	10/6/21		Trichlorofluoromethane	<	0.5	ug/L	
W-2617	10/6/21		Trichlorotrifluoroethane	<	0.5	ug/L	
W-2617	10/6/21		Vinyl chloride	<	0.5	ug/L	
W-2617	10/6/21		cis-1,2-Dichloroethene		14	ug/L	
W-2617	10/6/21		trans-1,2-Dichloroethene	<	0.5	ug/L	
W-2617	10/6/21	DUP	1,1,1-Trichloroethane	<	0.5	ug/L	
W-2617	10/6/21	DUP	1,1,2-Trichloroethane	<	0.5	ug/L	
W-2617	10/6/21	DUP	1,1-Dichloroethane	<	0.5	ug/L	
W-2617	10/6/21	DUP	1,1-Dichloroethene		1.4	ug/L	
W-2617	10/6/21	DUP	1,2-Dichloroethane	<	0.5	ug/L	
W-2617	10/6/21	DUP	Bromodichloromethane	<	0.5	ug/L	
W-2617	10/6/21	DUP	Bromoform	<	0.5	ug/L	
W-2617	10/6/21	DUP	Carbon tetrachloride		3.6	ug/L	
W-2617	10/6/21	DUP	Chloroform		4.6	ug/L	
W-2617	10/6/21	DUP	Dibromochloromethane	<	0.5	ug/L	
W-2617	10/6/21	DUP	Tetrachloroethene		3.3	ug/L	
W-2617	10/6/21	DUP	Trichloroethene		290	ug/L	D
W-2617	10/6/21	DUP	Trichlorofluoromethane	<	0.5	ug/L	
W-2617	10/6/21	DUP	Trichlorotrifluoroethane	<	0.5	ug/L	
W-2617	10/6/21	DUP	Vinyl chloride	<	0.5	ug/L	
W-2617	10/6/21	DUP	cis-1,2-Dichloroethene		13	ug/L	
W-2617	10/6/21	DUP	trans-1,2-Dichloroethene	<	0.5	ug/L	
W-2619	1/20/21		1,1,1-Trichloroethane	<	0.5	ug/L	
W-2619	1/20/21		1,1,2-Trichloroethane	<	0.5	ug/L	
W-2619	1/20/21		1,1-Dichloroethane	<	0.5	ug/L	
W-2619	1/20/21		1,1-Dichloroethene	<	0.5	ug/L	
W-2619	1/20/21		1,2-Dichloroethane	<	0.5	ug/L	
W-2619	1/20/21		Bromodichloromethane	<	0.5	ug/L	
W-2619	1/20/21		Bromoform	<	0.5	ug/L	
W-2619	1/20/21		Carbon tetrachloride	<	0.5	ug/L	
W-2619	1/20/21		Chloroform		0.5	ug/L	
W-2619	1/20/21		Dibromochloromethane	<	0.5	ug/L	
W-2619	1/20/21		Tetrachloroethene		17	ug/L	
W-2619	1/20/21		Trichloroethene		100	ug/L	
W-2619	1/20/21		Trichlorofluoromethane	<	0.5	ug/L	
W-2619	1/20/21		Trichlorotrifluoroethane		0.51	ug/L	
W-2619	1/20/21		Vinyl chloride	<	0.5	ug/L	
W-2619	1/20/21		cis-1,2-Dichloroethene	<	0.5	ug/L	
W-2619	1/20/21		trans-1,2-Dichloroethene	<	0.5	ug/L	
W-2619	4/1/21		1,1,1-Trichloroethane	<	0.5	ug/L	
W-2619	4/1/21		1,1,2-Trichloroethane	<	0.5	ug/L	
W-2619	4/1/21		1,1-Dichloroethane	<	0.5	ug/L	
W-2619	4/1/21		1,1-Dichloroethene	<	0.5	ug/L	
W-2619	4/1/21		1,2-Dichloroethane	<	0.5	ug/L	
W-2619	4/1/21		Bromodichloromethane	<	0.5	ug/L	
W-2619	4/1/21		Bromoform	<	0.5	ug/L	
W-2619	4/1/21		Carbon tetrachloride	<	0.5	ug/L	
W-2619	4/1/21		Chloroform	<	0.5	ug/L	
W-2619	4/1/21		Dibromochloromethane	<	0.5	ug/L	
W-2619	4/1/21		Tetrachloroethene		4.6	ug/L	
W-2619	4/1/21		Trichloroethene		29	ug/L	
W-2619	4/1/21		Trichlorofluoromethane	<	0.5	ug/L	
W-2619	4/1/21		Trichlorotrifluoroethane	<	0.5	ug/L	

Attachment 2. Table 1. Groundwater analytical data, Livermore Site, 2021.

Well	Date	Sample Type	Parameter	LOS Indicator	Result	Units	QA Flag
W-2619	4/1/21		Vinyl chloride	<	0.5	ug/L	
W-2619	4/1/21		cis-1,2-Dichloroethene	<	0.5	ug/L	
W-2619	4/1/21		trans-1,2-Dichloroethene	<	0.5	ug/L	
W-2619	4/1/21	DUP	1,1,1-Trichloroethane	<	0.5	ug/L	
W-2619	4/1/21	DUP	1,1,2-Trichloroethane	<	0.5	ug/L	
W-2619	4/1/21	DUP	1,1-Dichloroethane	<	0.5	ug/L	
W-2619	4/1/21	DUP	1,1-Dichloroethene	<	0.5	ug/L	
W-2619	4/1/21	DUP	1,2-Dichloroethane	<	0.5	ug/L	
W-2619	4/1/21	DUP	Bromodichloromethane	<	0.5	ug/L	
W-2619	4/1/21	DUP	Bromoform	<	0.5	ug/L	
W-2619	4/1/21	DUP	Carbon tetrachloride	<	0.5	ug/L	
W-2619	4/1/21	DUP	Chloroform	<	0.5	ug/L	
W-2619	4/1/21	DUP	Dibromochloromethane	<	0.5	ug/L	
W-2619	4/1/21	DUP	Tetrachloroethene		4.6	ug/L	
W-2619	4/1/21	DUP	Trichloroethene		30	ug/L	
W-2619	4/1/21	DUP	Trichlorofluoromethane	<	0.5	ug/L	
W-2619	4/1/21	DUP	Trichlorotrifluoroethane	<	0.5	ug/L	
W-2619	4/1/21	DUP	Vinyl chloride	<	0.5	ug/L	
W-2619	4/1/21	DUP	cis-1,2-Dichloroethene	<	0.5	ug/L	
W-2619	4/1/21	DUP	trans-1,2-Dichloroethene	<	0.5	ug/L	
W-262	1/14/21		1,1,1-Trichloroethane	<	0.5	ug/L	
W-262	1/14/21		1,1,2-Trichloroethane	<	0.5	ug/L	
W-262	1/14/21		1,1-Dichloroethane	<	0.5	ug/L	
W-262	1/14/21		1,1-Dichloroethene	<	0.5	ug/L	
W-262	1/14/21		1,2-Dichloroethane	<	0.5	ug/L	
W-262	1/14/21		Bromodichloromethane	<	0.5	ug/L	
W-262	1/14/21		Bromoform	<	0.5	ug/L	
W-262	1/14/21		Carbon tetrachloride	<	0.5	ug/L	
W-262	1/14/21		Chloroform	<	0.5	ug/L	
W-262	1/14/21		Dibromochloromethane	<	0.5	ug/L	
W-262	1/14/21		Tetrachloroethene	<	0.5	ug/L	
W-262	1/14/21		Trichloroethene	<	0.5	ug/L	
W-262	1/14/21		Trichlorofluoromethane	<	0.5	ug/L	
W-262	1/14/21		Trichlorotrifluoroethane	<	0.5	ug/L	
W-262	1/14/21		Vinyl chloride	<	0.5	ug/L	
W-262	1/14/21		cis-1,2-Dichloroethene	<	0.5	ug/L	
W-262	1/14/21		trans-1,2-Dichloroethene	<	0.5	ug/L	
W-262	4/22/21		1,1,1-Trichloroethane	<	0.5	ug/L	
W-262	4/22/21		1,1,2-Trichloroethane	<	0.5	ug/L	
W-262	4/22/21		1,1-Dichloroethane	<	0.5	ug/L	
W-262	4/22/21		1,1-Dichloroethene	<	0.5	ug/L	
W-262	4/22/21		1,2-Dichloroethane	<	0.5	ug/L	
W-262	4/22/21		Bromodichloromethane	<	0.5	ug/L	
W-262	4/22/21		Bromoform	<	0.5	ug/L	
W-262	4/22/21		Carbon tetrachloride	<	0.5	ug/L	
W-262	4/22/21		Chloroform	<	0.5	ug/L	
W-262	4/22/21		Dibromochloromethane	<	0.5	ug/L	
W-262	4/22/21		Tetrachloroethene	<	0.5	ug/L	
W-262	4/22/21		Trichloroethene	<	0.5	ug/L	
W-262	4/22/21		Trichlorofluoromethane	<	0.5	ug/L	
W-262	4/22/21		Trichlorotrifluoroethane	<	0.5	ug/L	
W-262	4/22/21		Vinyl chloride	<	0.5	ug/L	
W-262	4/22/21		cis-1,2-Dichloroethene	<	0.5	ug/L	
W-262	4/22/21		trans-1,2-Dichloroethene	<	0.5	ug/L	
W-262	7/20/21		1,1,1-Trichloroethane	<	0.5	ug/L	
W-262	7/20/21		1,1,2-Trichloroethane	<	0.5	ug/L	
W-262	7/20/21		1,1-Dichloroethane	<	0.5	ug/L	
W-262	7/20/21		1,1-Dichloroethene	<	0.5	ug/L	
W-262	7/20/21		1,2-Dichloroethane	<	0.5	ug/L	
W-262	7/20/21		Bromodichloromethane	<	0.5	ug/L	

Attachment 2. Table 1. Groundwater analytical data, Livermore Site, 2021.

Well	Date	Sample Type	Parameter	LOS Indicator	Result	Units	QA Flag
W-262	7/20/21		Bromoform	<	0.5	ug/L	
W-262	7/20/21		Carbon tetrachloride	<	0.5	ug/L	
W-262	7/20/21		Chloroform	<	0.5	ug/L	
W-262	7/20/21		Dibromochloromethane	<	0.5	ug/L	
W-262	7/20/21		Tetrachloroethene	<	0.5	ug/L	
W-262	7/20/21		Trichloroethene	<	0.5	ug/L	
W-262	7/20/21		Trichlorofluoromethane	<	0.5	ug/L	
W-262	7/20/21		Trichlorotrifluoroethane	<	0.5	ug/L	
W-262	7/20/21		Vinyl chloride	<	0.5	ug/L	
W-262	7/20/21		cis-1,2-Dichloroethene	<	0.5	ug/L	
W-262	7/20/21		trans-1,2-Dichloroethene	<	0.5	ug/L	
W-262	10/19/21		1,1,1-Trichloroethane	<	0.5	ug/L	
W-262	10/19/21		1,1,2-Trichloroethane	<	0.5	ug/L	
W-262	10/19/21		1,1-Dichloroethane	<	0.5	ug/L	
W-262	10/19/21		1,1-Dichloroethene	<	0.5	ug/L	
W-262	10/19/21		1,2-Dichloroethane	<	0.5	ug/L	
W-262	10/19/21		Bromodichloromethane	<	0.5	ug/L	
W-262	10/19/21		Bromoform	<	0.5	ug/L	
W-262	10/19/21		Carbon tetrachloride	<	0.5	ug/L	
W-262	10/19/21		Chloroform	<	0.5	ug/L	
W-262	10/19/21		Dibromochloromethane	<	0.5	ug/L	
W-262	10/19/21		Tetrachloroethene	<	0.5	ug/L	
W-262	10/19/21		Trichloroethene	<	0.5	ug/L	
W-262	10/19/21		Trichlorofluoromethane	<	0.5	ug/L	
W-262	10/19/21		Trichlorotrifluoroethane	<	0.5	ug/L	
W-262	10/19/21		Vinyl chloride	<	0.5	ug/L	
W-262	10/19/21		cis-1,2-Dichloroethene	<	0.5	ug/L	
W-262	10/19/21		trans-1,2-Dichloroethene	<	0.5	ug/L	
W-2620A	4/1/21		1,1,1-Trichloroethane	<	0.5	ug/L	
W-2620A	4/1/21		1,1,2-Trichloroethane	<	0.5	ug/L	
W-2620A	4/1/21		1,1-Dichloroethane	<	0.5	ug/L	
W-2620A	4/1/21		1,1-Dichloroethene	<	0.5	ug/L	
W-2620A	4/1/21		1,2-Dichloroethane	<	0.5	ug/L	
W-2620A	4/1/21		Bromodichloromethane	<	0.5	ug/L	
W-2620A	4/1/21		Bromoform	<	0.5	ug/L	
W-2620A	4/1/21		Carbon tetrachloride	<	0.5	ug/L	
W-2620A	4/1/21		Chloroform	<	0.5	ug/L	
W-2620A	4/1/21		Dibromochloromethane	<	0.5	ug/L	
W-2620A	4/1/21		Tetrachloroethene	<	0.5	ug/L	
W-2620A	4/1/21		Trichloroethene		2.8	ug/L	
W-2620A	4/1/21		Trichlorofluoromethane	<	0.5	ug/L	
W-2620A	4/1/21		Trichlorotrifluoroethane	<	0.5	ug/L	
W-2620A	4/1/21		Vinyl chloride	<	0.5	ug/L	
W-2620A	4/1/21		cis-1,2-Dichloroethene	<	0.5	ug/L	
W-2620A	4/1/21		trans-1,2-Dichloroethene	<	0.5	ug/L	
W-2621	10/12/21		1,1,1-Trichloroethane	<	0.5	ug/L	
W-2621	10/12/21		1,1,2-Trichloroethane	<	0.5	ug/L	
W-2621	10/12/21		1,1-Dichloroethane	<	0.5	ug/L	
W-2621	10/12/21		1,1-Dichloroethene	<	0.5	ug/L	
W-2621	10/12/21		1,2-Dichloroethane	<	0.5	ug/L	
W-2621	10/12/21		Bromodichloromethane	<	0.5	ug/L	
W-2621	10/12/21		Bromoform	<	0.5	ug/L	
W-2621	10/12/21		Carbon tetrachloride	<	0.5	ug/L	
W-2621	10/12/21		Chloroform	<	0.5	ug/L	
W-2621	10/12/21		Dibromochloromethane	<	0.5	ug/L	
W-2621	10/12/21		Tetrachloroethene		0.72	ug/L	
W-2621	10/12/21		Trichloroethene		5.2	ug/L	
W-2621	10/12/21		Trichlorofluoromethane	<	0.5	ug/L	
W-2621	10/12/21		Trichlorotrifluoroethane	<	0.5	ug/L	
W-2621	10/12/21		Vinyl chloride	<	0.5	ug/L	

Attachment 2. Table 1. Groundwater analytical data, Livermore Site, 2021.

Well	Date	Sample Type	Parameter	LOS Indicator	Result	Units	QA Flag
W-2621	10/12/21		cis-1,2-Dichloroethene	<	0.5	ug/L	
W-2621	10/12/21		trans-1,2-Dichloroethene	<	0.5	ug/L	
W-2622	10/7/21		1,1,1-Trichloroethane	<	0.5	ug/L	
W-2622	10/7/21		1,1,2-Trichloroethane	<	0.5	ug/L	
W-2622	10/7/21		1,1-Dichloroethane	<	0.5	ug/L	
W-2622	10/7/21		1,1-Dichloroethene	<	0.5	ug/L	
W-2622	10/7/21		1,2-Dichloroethane	<	0.5	ug/L	
W-2622	10/7/21		Bromodichloromethane	<	0.5	ug/L	
W-2622	10/7/21		Bromoform	<	0.5	ug/L	
W-2622	10/7/21		Carbon tetrachloride	<	0.5	ug/L	
W-2622	10/7/21		Chloroform	<	0.5	ug/L	
W-2622	10/7/21		Dibromochloromethane	<	0.5	ug/L	
W-2622	10/7/21		Tetrachloroethene		11	ug/L	
W-2622	10/7/21		Trichloroethene		64	ug/L	
W-2622	10/7/21		Trichlorofluoromethane	<	0.5	ug/L	
W-2622	10/7/21		Trichlorotrifluoroethane		0.73	ug/L	
W-2622	10/7/21		Vinyl chloride	<	0.5	ug/L	
W-2622	10/7/21		cis-1,2-Dichloroethene		1.9	ug/L	
W-2622	10/7/21		trans-1,2-Dichloroethene	<	0.5	ug/L	
W-2623	1/21/21		1,1,1-Trichloroethane	<	0.5	ug/L	
W-2623	1/21/21		1,1,2-Trichloroethane	<	0.5	ug/L	
W-2623	1/21/21		1,1-Dichloroethane	<	0.5	ug/L	
W-2623	1/21/21		1,1-Dichloroethene	<	0.5	ug/L	
W-2623	1/21/21		1,2-Dichloroethane	<	0.5	ug/L	
W-2623	1/21/21		Bromodichloromethane	<	0.5	ug/L	
W-2623	1/21/21		Bromoform	<	0.5	ug/L	
W-2623	1/21/21		Carbon tetrachloride	<	0.5	ug/L	
W-2623	1/21/21		Chloroform	<	0.5	ug/L	
W-2623	1/21/21		Dibromochloromethane	<	0.5	ug/L	
W-2623	1/21/21		Tetrachloroethene		4	ug/L	
W-2623	1/21/21		Trichloroethene		24	ug/L	
W-2623	1/21/21		Trichlorofluoromethane	<	0.5	ug/L	
W-2623	1/21/21		Trichlorotrifluoroethane	<	0.5	ug/L	
W-2623	1/21/21		Vinyl chloride	<	0.5	ug/L	
W-2623	1/21/21		cis-1,2-Dichloroethene	<	0.5	ug/L	
W-2623	1/21/21		trans-1,2-Dichloroethene	<	0.5	ug/L	
W-263	1/6/21		1,1,1-Trichloroethane	<	0.5	ug/L	
W-263	1/6/21		1,1,2-Trichloroethane	<	0.5	ug/L	
W-263	1/6/21		1,1-Dichloroethane	<	0.5	ug/L	
W-263	1/6/21		1,1-Dichloroethene		0.94	ug/L	
W-263	1/6/21		1,2-Dichloroethane	<	0.5	ug/L	
W-263	1/6/21		Bromodichloromethane	<	0.5	ug/L	
W-263	1/6/21		Bromoform	<	0.5	ug/L	
W-263	1/6/21		Carbon tetrachloride	<	0.5	ug/L	
W-263	1/6/21		Chloroform		2.7	ug/L	
W-263	1/6/21		Dibromochloromethane	<	0.5	ug/L	
W-263	1/6/21		Tetrachloroethene		19	ug/L	
W-263	1/6/21		Trichloroethene		1.5	ug/L	
W-263	1/6/21		Trichlorofluoromethane	<	0.5	ug/L	
W-263	1/6/21		Trichlorotrifluoroethane	<	0.5	ug/L	
W-263	1/6/21		Vinyl chloride	<	0.5	ug/L	
W-263	1/6/21		cis-1,2-Dichloroethene	<	0.5	ug/L	
W-263	1/6/21		trans-1,2-Dichloroethene	<	0.5	ug/L	
W-263	4/15/21		1,1,1-Trichloroethane	<	0.5	ug/L	
W-263	4/15/21		1,1,2-Trichloroethane	<	0.5	ug/L	
W-263	4/15/21		1,1-Dichloroethane	<	0.5	ug/L	
W-263	4/15/21		1,1-Dichloroethene		0.83	ug/L	
W-263	4/15/21		1,2-Dichloroethane	<	0.5	ug/L	
W-263	4/15/21		Bromodichloromethane	<	0.5	ug/L	
W-263	4/15/21		Bromoform	<	0.5	ug/L	

Attachment 2. Table 1. Groundwater analytical data, Livermore Site, 2021.

Well	Date	Sample Type	Parameter	LOS Indicator	Result	Units	QA Flag
W-263	4/15/21		Carbon tetrachloride	<	0.5	ug/L	
W-263	4/15/21		Chloroform		2.9	ug/L	
W-263	4/15/21		Dibromochloromethane	<	0.5	ug/L	
W-263	4/15/21		Tetrachloroethene		19	ug/L	
W-263	4/15/21		Trichloroethene		1.3	ug/L	
W-263	4/15/21		Trichlorofluoromethane	<	0.5	ug/L	
W-263	4/15/21		Trichlorotrifluoroethane	<	0.5	ug/L	
W-263	4/15/21		Vinyl chloride	<	0.5	ug/L	
W-263	4/15/21		cis-1,2-Dichloroethene	<	0.5	ug/L	
W-263	4/15/21		trans-1,2-Dichloroethene	<	0.5	ug/L	
W-263	4/15/21	DUP	1,1,1-Trichloroethane	<	0.5	ug/L	
W-263	4/15/21	DUP	1,1,2-Trichloroethane	<	0.5	ug/L	
W-263	4/15/21	DUP	1,1-Dichloroethane	<	0.5	ug/L	
W-263	4/15/21	DUP	1,1-Dichloroethene		0.79	ug/L	
W-263	4/15/21	DUP	1,2-Dichloroethane	<	0.5	ug/L	
W-263	4/15/21	DUP	Bromodichloromethane	<	0.5	ug/L	
W-263	4/15/21	DUP	Bromoform	<	0.5	ug/L	
W-263	4/15/21	DUP	Carbon tetrachloride	<	0.5	ug/L	
W-263	4/15/21	DUP	Chloroform		3	ug/L	
W-263	4/15/21	DUP	Dibromochloromethane	<	0.5	ug/L	
W-263	4/15/21	DUP	Tetrachloroethene		21	ug/L	
W-263	4/15/21	DUP	Trichloroethene		1.2	ug/L	
W-263	4/15/21	DUP	Trichlorofluoromethane	<	0.5	ug/L	
W-263	4/15/21	DUP	Trichlorotrifluoroethane	<	0.5	ug/L	
W-263	4/15/21	DUP	Vinyl chloride	<	0.5	ug/L	
W-263	4/15/21	DUP	cis-1,2-Dichloroethene	<	0.5	ug/L	
W-263	4/15/21	DUP	trans-1,2-Dichloroethene	<	0.5	ug/L	
W-263	7/7/21		1,1,1-Trichloroethane	<	0.5	ug/L	
W-263	7/7/21		1,1,2-Trichloroethane	<	0.5	ug/L	
W-263	7/7/21		1,1-Dichloroethane	<	0.5	ug/L	
W-263	7/7/21		1,1-Dichloroethene		1	ug/L	
W-263	7/7/21		1,2-Dichloroethane	<	0.5	ug/L	
W-263	7/7/21		Bromodichloromethane	<	0.5	ug/L	
W-263	7/7/21		Bromoform	<	0.5	ug/L	
W-263	7/7/21		Carbon tetrachloride	<	0.5	ug/L	
W-263	7/7/21		Chloroform		3.3	ug/L	
W-263	7/7/21		Dibromochloromethane	<	0.5	ug/L	
W-263	7/7/21		Tetrachloroethene		19	ug/L	
W-263	7/7/21		Trichloroethene		1.4	ug/L	
W-263	7/7/21		Trichlorofluoromethane	<	0.5	ug/L	
W-263	7/7/21		Trichlorotrifluoroethane	<	0.5	ug/L	
W-263	7/7/21		Vinyl chloride	<	0.5	ug/L	
W-263	7/7/21		cis-1,2-Dichloroethene	<	0.5	ug/L	
W-263	7/7/21		trans-1,2-Dichloroethene	<	0.5	ug/L	
W-263	11/10/21		1,1,1-Trichloroethane	<	0.5	ug/L	
W-263	11/10/21		1,1,2-Trichloroethane	<	0.5	ug/L	
W-263	11/10/21		1,1-Dichloroethane	<	0.5	ug/L	
W-263	11/10/21		1,1-Dichloroethene		1	ug/L	
W-263	11/10/21		1,2-Dichloroethane	<	0.5	ug/L	
W-263	11/10/21		Bromodichloromethane	<	0.5	ug/L	
W-263	11/10/21		Bromoform	<	0.5	ug/L	
W-263	11/10/21		Carbon tetrachloride	<	0.5	ug/L	
W-263	11/10/21		Chloroform		3.4	ug/L	
W-263	11/10/21		Dibromochloromethane	<	0.5	ug/L	
W-263	11/10/21		Tetrachloroethene		18	ug/L	
W-263	11/10/21		Trichloroethene		1.4	ug/L	
W-263	11/10/21		Trichlorofluoromethane	<	0.5	ug/L	
W-263	11/10/21		Trichlorotrifluoroethane	<	0.5	ug/L	
W-263	11/10/21		Vinyl chloride	<	0.5	ug/L	
W-263	11/10/21		cis-1,2-Dichloroethene	<	0.5	ug/L	

Attachment 2. Table 1. Groundwater analytical data, Livermore Site, 2021.

Well	Date	Sample Type	Parameter	LOS Indicator	Result	Units	QA Flag
W-263	11/10/21		trans-1,2-Dichloroethene	<	0.5	ug/L	
W-264	8/16/21		1,1,1-Trichloroethane	<	0.5	ug/L	
W-264	8/16/21		1,1,2-Trichloroethane	<	0.5	ug/L	
W-264	8/16/21		1,1-Dichloroethane	<	0.5	ug/L	
W-264	8/16/21		1,1-Dichloroethene	<	0.5	ug/L	
W-264	8/16/21		1,2-Dichloroethane	<	0.5	ug/L	
W-264	8/16/21		Bromodichloromethane	<	0.5	ug/L	
W-264	8/16/21		Bromoform	<	0.5	ug/L	
W-264	8/16/21		Carbon tetrachloride	<	0.5	ug/L	
W-264	8/16/21		Chloroform		0.58	ug/L	
W-264	8/16/21		Dibromochloromethane	<	0.5	ug/L	
W-264	8/16/21		Tetrachloroethene		3.1	ug/L	
W-264	8/16/21		Trichloroethene	<	0.5	ug/L	
W-264	8/16/21		Trichlorofluoromethane	<	0.5	ug/L	
W-264	8/16/21		Trichlorotrifluoroethane	<	0.5	ug/L	
W-264	8/16/21		Vinyl chloride	<	0.5	ug/L	
W-264	8/16/21		cis-1,2-Dichloroethene	<	0.5	ug/L	
W-264	8/16/21		trans-1,2-Dichloroethene	<	0.5	ug/L	
W-264	8/16/21	DUP	1,1,1-Trichloroethane	<	0.5	ug/L	
W-264	8/16/21	DUP	1,1,2-Trichloroethane	<	0.5	ug/L	
W-264	8/16/21	DUP	1,1-Dichloroethane	<	0.5	ug/L	
W-264	8/16/21	DUP	1,1-Dichloroethene	<	0.5	ug/L	
W-264	8/16/21	DUP	1,2-Dichloroethane	<	0.5	ug/L	
W-264	8/16/21	DUP	Bromodichloromethane	<	0.5	ug/L	
W-264	8/16/21	DUP	Bromoform	<	0.5	ug/L	
W-264	8/16/21	DUP	Carbon tetrachloride	<	0.5	ug/L	
W-264	8/16/21	DUP	Chloroform		0.67	ug/L	
W-264	8/16/21	DUP	Dibromochloromethane	<	0.5	ug/L	
W-264	8/16/21	DUP	Tetrachloroethene		3.5	ug/L	
W-264	8/16/21	DUP	Trichloroethene	<	0.5	ug/L	
W-264	8/16/21	DUP	Trichlorofluoromethane	<	0.5	ug/L	
W-264	8/16/21	DUP	Trichlorotrifluoroethane	<	0.5	ug/L	
W-264	8/16/21	DUP	Vinyl chloride	<	0.5	ug/L	
W-264	8/16/21	DUP	cis-1,2-Dichloroethene	<	0.5	ug/L	
W-264	8/16/21	DUP	trans-1,2-Dichloroethene	<	0.5	ug/L	
W-265	8/31/21		1,1,1-Trichloroethane	<	0.5	ug/L	H
W-265	8/31/21		1,1,2-Trichloroethane	<	0.5	ug/L	H
W-265	8/31/21		1,1-Dichloroethane	<	0.5	ug/L	H
W-265	8/31/21		1,1-Dichloroethene	<	0.5	ug/L	H
W-265	8/31/21		1,2-Dichloroethane	<	0.5	ug/L	H
W-265	8/31/21		Bromodichloromethane	<	0.5	ug/L	H
W-265	8/31/21		Bromoform	<	0.5	ug/L	H
W-265	8/31/21		Carbon tetrachloride	<	0.5	ug/L	H
W-265	8/31/21		Chloroform	<	0.5	ug/L	H
W-265	8/31/21		Dibromochloromethane	<	0.5	ug/L	H
W-265	8/31/21		Tetrachloroethene	<	0.5	ug/L	H
W-265	8/31/21		Trichloroethene	<	0.5	ug/L	H
W-265	8/31/21		Trichlorofluoromethane	<	0.5	ug/L	H
W-265	8/31/21		Trichlorotrifluoroethane	<	0.5	ug/L	H
W-265	8/31/21		Vinyl chloride	<	0.5	ug/L	H
W-265	8/31/21		cis-1,2-Dichloroethene	<	0.5	ug/L	H
W-265	8/31/21		trans-1,2-Dichloroethene	<	0.5	ug/L	H
W-267	3/24/21		1,1,1-Trichloroethane	<	0.5	ug/L	
W-267	3/24/21		1,1,2-Trichloroethane	<	0.5	ug/L	
W-267	3/24/21		1,1-Dichloroethane		1.8	ug/L	
W-267	3/24/21		1,1-Dichloroethene		4	ug/L	
W-267	3/24/21		1,2-Dichloroethane	<	0.5	ug/L	
W-267	3/24/21		Bromodichloromethane	<	0.5	ug/L	
W-267	3/24/21		Bromoform	<	0.5	ug/L	
W-267	3/24/21		Carbon tetrachloride		1.7	ug/L	

Attachment 2. Table 1. Groundwater analytical data, Livermore Site, 2021.

Well	Date	Sample Type	Parameter	LOS Indicator	Result	Units	QA Flag
W-267	3/24/21		Chloroform		1.7	ug/L	
W-267	3/24/21		Dibromochloromethane	<	0.5	ug/L	
W-267	3/24/21		Tetrachloroethene		3.6	ug/L	
W-267	3/24/21		Trichloroethene		3.1	ug/L	
W-267	3/24/21		Trichlorofluoromethane	<	0.5	ug/L	
W-267	3/24/21		Trichlorotrifluoroethane	<	0.5	ug/L	
W-267	3/24/21		Vinyl chloride	<	0.5	ug/L	
W-267	3/24/21		cis-1,2-Dichloroethene	<	0.5	ug/L	
W-267	3/24/21		trans-1,2-Dichloroethene	<	0.5	ug/L	
W-268	10/18/21		1,1,1-Trichloroethane	<	0.5	ug/L	
W-268	10/18/21		1,1,2-Trichloroethane	<	0.5	ug/L	
W-268	10/18/21		1,1-Dichloroethane	<	0.5	ug/L	
W-268	10/18/21		1,1-Dichloroethene		0.82	ug/L	
W-268	10/18/21		1,2-Dichloroethane	<	0.5	ug/L	
W-268	10/18/21		Bromodichloromethane	<	0.5	ug/L	
W-268	10/18/21		Bromoform	<	0.5	ug/L	
W-268	10/18/21		Carbon tetrachloride	<	0.5	ug/L	
W-268	10/18/21		Chloroform		0.63	ug/L	
W-268	10/18/21		Dibromochloromethane	<	0.5	ug/L	
W-268	10/18/21		Tetrachloroethene	<	0.5	ug/L	
W-268	10/18/21		Trichloroethene		3	ug/L	
W-268	10/18/21		Trichlorofluoromethane	<	0.5	ug/L	
W-268	10/18/21		Trichlorotrifluoroethane		0.51	ug/L	
W-268	10/18/21		Vinyl chloride	<	0.5	ug/L	
W-268	10/18/21		cis-1,2-Dichloroethene	<	0.5	ug/L	
W-268	10/18/21		trans-1,2-Dichloroethene	<	0.5	ug/L	
W-269	3/25/21		1,1,1-Trichloroethane	<	0.5	ug/L	
W-269	3/25/21		1,1,2-Trichloroethane	<	0.5	ug/L	
W-269	3/25/21		1,1-Dichloroethane	<	0.5	ug/L	
W-269	3/25/21		1,1-Dichloroethene		2.1	ug/L	
W-269	3/25/21		1,2-Dichloroethane	<	0.5	ug/L	
W-269	3/25/21		Bromodichloromethane	<	0.5	ug/L	
W-269	3/25/21		Bromoform	<	0.5	ug/L	
W-269	3/25/21		Carbon tetrachloride	<	0.5	ug/L	
W-269	3/25/21		Chloroform		0.96	ug/L	
W-269	3/25/21		Dibromochloromethane	<	0.5	ug/L	
W-269	3/25/21		Tetrachloroethene		0.55	ug/L	
W-269	3/25/21		Trichloroethene		2.2	ug/L	
W-269	3/25/21		Trichlorofluoromethane	<	0.5	ug/L	
W-269	3/25/21		Trichlorotrifluoroethane	<	0.5	ug/L	
W-269	3/25/21		Vinyl chloride	<	0.5	ug/L	
W-269	3/25/21		cis-1,2-Dichloroethene	<	0.5	ug/L	
W-269	3/25/21		trans-1,2-Dichloroethene	<	0.5	ug/L	
W-270	3/15/21		1,1,1-Trichloroethane	<	0.5	ug/L	
W-270	3/15/21		1,1,2-Trichloroethane	<	0.5	ug/L	
W-270	3/15/21		1,1-Dichloroethane	<	0.5	ug/L	
W-270	3/15/21		1,1-Dichloroethene	<	0.5	ug/L	
W-270	3/15/21		1,2-Dichloroethane	<	0.5	ug/L	
W-270	3/15/21		Bromodichloromethane	<	0.5	ug/L	
W-270	3/15/21		Bromoform	<	0.5	ug/L	
W-270	3/15/21		Carbon tetrachloride	<	0.5	ug/L	
W-270	3/15/21		Chloroform	<	0.5	ug/L	
W-270	3/15/21		Dibromochloromethane	<	0.5	ug/L	
W-270	3/15/21		Tetrachloroethene	<	0.5	ug/L	
W-270	3/15/21		Trichloroethene	<	0.5	ug/L	
W-270	3/15/21		Trichlorofluoromethane	<	0.5	ug/L	
W-270	3/15/21		Trichlorotrifluoroethane	<	0.5	ug/L	
W-270	3/15/21		Vinyl chloride	<	0.5	ug/L	
W-270	3/15/21		cis-1,2-Dichloroethene	<	0.5	ug/L	
W-270	3/15/21		trans-1,2-Dichloroethene	<	0.5	ug/L	

Attachment 2. Table 1. Groundwater analytical data, Livermore Site, 2021.

Well	Date	Sample Type	Parameter	LOS Indicator	Result	Units	QA Flag
W-270	4/6/21		Tritium	<	100	pCi/L	
W-271	9/14/21		1,1,1-Trichloroethane	<	0.5	ug/L	
W-271	9/14/21		1,1,2-Trichloroethane	<	0.5	ug/L	
W-271	9/14/21		1,1-Dichloroethane	<	0.5	ug/L	
W-271	9/14/21		1,1-Dichloroethene		2.7	ug/L	
W-271	9/14/21		1,2-Dichloroethane	<	0.5	ug/L	
W-271	9/14/21		Bromodichloromethane	<	0.5	ug/L	
W-271	9/14/21		Bromoform	<	0.5	ug/L	
W-271	9/14/21		Carbon tetrachloride	<	0.5	ug/L	
W-271	9/14/21		Chloroform	<	0.5	ug/L	
W-271	9/14/21		Dibromochloromethane	<	0.5	ug/L	
W-271	9/14/21		Tetrachloroethene		1.4	ug/L	
W-271	9/14/21		Trichloroethene		6.1	ug/L	
W-271	9/14/21		Trichlorofluoromethane	<	0.5	ug/L	
W-271	9/14/21		Trichlorotrifluoroethane		0.94	ug/L	
W-271	9/14/21		Vinyl chloride	<	0.5	ug/L	
W-271	9/14/21		cis-1,2-Dichloroethene	<	0.5	ug/L	
W-271	9/14/21		trans-1,2-Dichloroethene	<	0.5	ug/L	
W-272	9/1/21		1,1,1-Trichloroethane	<	0.5	ug/L	
W-272	9/1/21		1,1,2-Trichloroethane	<	0.5	ug/L	
W-272	9/1/21		1,1-Dichloroethane	<	0.5	ug/L	
W-272	9/1/21		1,1-Dichloroethene		0.7	ug/L	
W-272	9/1/21		1,2-Dichloroethane	<	0.5	ug/L	
W-272	9/1/21		Bromodichloromethane	<	0.5	ug/L	
W-272	9/1/21		Bromoform	<	0.5	ug/L	
W-272	9/1/21		Carbon tetrachloride	<	0.5	ug/L	
W-272	9/1/21		Chloroform	<	0.5	ug/L	
W-272	9/1/21		Dibromochloromethane	<	0.5	ug/L	
W-272	9/1/21		Tetrachloroethene	<	0.5	ug/L	
W-272	9/1/21		Trichloroethene		3.9	ug/L	
W-272	9/1/21		Trichlorofluoromethane	<	0.5	ug/L	
W-272	9/1/21		Trichlorotrifluoroethane	<	0.5	ug/L	
W-272	9/1/21		Vinyl chloride	<	0.5	ug/L	
W-272	9/1/21		cis-1,2-Dichloroethene	<	0.5	ug/L	
W-272	9/1/21		trans-1,2-Dichloroethene	<	0.5	ug/L	
W-275	5/4/21		1,1,1-Trichloroethane	<	0.5	ug/L	
W-275	5/4/21		1,1,2-Trichloroethane	<	0.5	ug/L	
W-275	5/4/21		1,1-Dichloroethane	<	0.5	ug/L	
W-275	5/4/21		1,1-Dichloroethene	<	0.5	ug/L	
W-275	5/4/21		1,2-Dichloroethane	<	0.5	ug/L	
W-275	5/4/21		Bromodichloromethane	<	0.5	ug/L	
W-275	5/4/21		Bromoform	<	0.5	ug/L	
W-275	5/4/21		Carbon tetrachloride	<	0.5	ug/L	
W-275	5/4/21		Chloroform	<	0.5	ug/L	
W-275	5/4/21		Dibromochloromethane	<	0.5	ug/L	
W-275	5/4/21		Tetrachloroethene	<	0.5	ug/L	
W-275	5/4/21		Trichloroethene		4.2	ug/L	
W-275	5/4/21		Trichlorofluoromethane	<	0.5	ug/L	
W-275	5/4/21		Trichlorotrifluoroethane	<	0.5	ug/L	
W-275	5/4/21		Vinyl chloride	<	0.5	ug/L	
W-275	5/4/21		cis-1,2-Dichloroethene	<	0.5	ug/L	
W-275	5/4/21		trans-1,2-Dichloroethene	<	0.5	ug/L	
W-276	3/16/21		1,1,1-Trichloroethane	<	0.5	ug/L	
W-276	3/16/21		1,1,2-Trichloroethane	<	0.5	ug/L	
W-276	3/16/21		1,1-Dichloroethane	<	0.5	ug/L	
W-276	3/16/21		1,1-Dichloroethene		6.5	ug/L	
W-276	3/16/21		1,2-Dichloroethane	<	0.5	ug/L	
W-276	3/16/21		Bromodichloromethane	<	0.5	ug/L	
W-276	3/16/21		Bromoform	<	0.5	ug/L	
W-276	3/16/21		Carbon tetrachloride	<	0.5	ug/L	

Attachment 2. Table 1. Groundwater analytical data, Livermore Site, 2021.

Well	Date	Sample Type	Parameter	LOS Indicator	Result	Units	QA Flag
W-276	3/16/21		Chloroform		0.64	ug/L	
W-276	3/16/21		Dibromochloromethane	<	0.5	ug/L	
W-276	3/16/21		Tetrachloroethene		12	ug/L	
W-276	3/16/21		Trichloroethene		45	ug/L	
W-276	3/16/21		Trichlorofluoromethane		0.67	ug/L	
W-276	3/16/21		Trichlorotrifluoroethane		15	ug/L	
W-276	3/16/21		Vinyl chloride	<	0.5	ug/L	
W-276	3/16/21		cis-1,2-Dichloroethene		1.9	ug/L	
W-276	3/16/21		trans-1,2-Dichloroethene	<	0.5	ug/L	
W-276	3/16/21	DUP	1,1,1-Trichloroethane	<	0.5	ug/L	
W-276	3/16/21	DUP	1,1,2-Trichloroethane	<	0.5	ug/L	
W-276	3/16/21	DUP	1,1-Dichloroethane	<	0.5	ug/L	
W-276	3/16/21	DUP	1,1-Dichloroethene		6.2	ug/L	
W-276	3/16/21	DUP	1,2-Dichloroethane	<	0.5	ug/L	
W-276	3/16/21	DUP	Bromodichloromethane	<	0.5	ug/L	
W-276	3/16/21	DUP	Bromoform	<	0.5	ug/L	
W-276	3/16/21	DUP	Carbon tetrachloride	<	0.5	ug/L	
W-276	3/16/21	DUP	Chloroform		0.67	ug/L	
W-276	3/16/21	DUP	Dibromochloromethane	<	0.5	ug/L	
W-276	3/16/21	DUP	Tetrachloroethene		13	ug/L	
W-276	3/16/21	DUP	Trichloroethene		53	ug/L	
W-276	3/16/21	DUP	Trichlorofluoromethane		0.57	ug/L	
W-276	3/16/21	DUP	Trichlorotrifluoroethane		18	ug/L	
W-276	3/16/21	DUP	Vinyl chloride	<	0.5	ug/L	
W-276	3/16/21	DUP	cis-1,2-Dichloroethene		1.8	ug/L	
W-276	3/16/21	DUP	trans-1,2-Dichloroethene	<	0.5	ug/L	
W-276	9/23/21		1,1,1-Trichloroethane	<	0.5	ug/L	
W-276	9/23/21		1,1,2-Trichloroethane	<	0.5	ug/L	
W-276	9/23/21		1,1-Dichloroethane	<	0.5	ug/L	
W-276	9/23/21		1,1-Dichloroethene		8.2	ug/L	
W-276	9/23/21		1,2-Dichloroethane	<	0.5	ug/L	
W-276	9/23/21		Bromodichloromethane	<	0.5	ug/L	
W-276	9/23/21		Bromoform	<	0.5	ug/L	
W-276	9/23/21		Carbon tetrachloride	<	0.5	ug/L	
W-276	9/23/21		Chloroform		0.78	ug/L	
W-276	9/23/21		Dibromochloromethane	<	0.5	ug/L	
W-276	9/23/21		Tetrachloroethene		16	ug/L	
W-276	9/23/21		Trichloroethene		56	ug/L	
W-276	9/23/21		Trichlorofluoromethane		0.95	ug/L	
W-276	9/23/21		Trichlorotrifluoroethane		20	ug/L	
W-276	9/23/21		Vinyl chloride	<	0.5	ug/L	
W-276	9/23/21		cis-1,2-Dichloroethene		2.2	ug/L	
W-276	9/23/21		trans-1,2-Dichloroethene	<	0.5	ug/L	
W-276	9/23/21	DUP	1,1,1-Trichloroethane	<	0.5	ug/L	
W-276	9/23/21	DUP	1,1,2-Trichloroethane	<	0.5	ug/L	
W-276	9/23/21	DUP	1,1-Dichloroethane	<	0.5	ug/L	
W-276	9/23/21	DUP	1,1-Dichloroethene		10	ug/L	
W-276	9/23/21	DUP	1,2-Dichloroethane	<	0.5	ug/L	
W-276	9/23/21	DUP	Bromodichloromethane	<	0.5	ug/L	
W-276	9/23/21	DUP	Bromoform	<	0.5	ug/L	
W-276	9/23/21	DUP	Carbon tetrachloride	<	0.5	ug/L	
W-276	9/23/21	DUP	Chloroform		0.87	ug/L	
W-276	9/23/21	DUP	Dibromochloromethane	<	0.5	ug/L	
W-276	9/23/21	DUP	Tetrachloroethene		20	ug/L	
W-276	9/23/21	DUP	Trichloroethene		72	ug/L	
W-276	9/23/21	DUP	Trichlorofluoromethane		1.1	ug/L	
W-276	9/23/21	DUP	Trichlorotrifluoroethane		30	ug/L	
W-276	9/23/21	DUP	Vinyl chloride	<	0.5	ug/L	
W-276	9/23/21	DUP	cis-1,2-Dichloroethene		2.6	ug/L	
W-276	9/23/21	DUP	trans-1,2-Dichloroethene	<	0.5	ug/L	

Attachment 2. Table 1. Groundwater analytical data, Livermore Site, 2021.

Well	Date	Sample Type	Parameter	LOS Indicator	Result	Units	QA Flag
W-277	9/14/21		1,1,1-Trichloroethane	<	0.5	ug/L	
W-277	9/14/21		1,1,2-Trichloroethane	<	0.5	ug/L	
W-277	9/14/21		1,1-Dichloroethane	<	0.5	ug/L	
W-277	9/14/21		1,1-Dichloroethene	<	0.5	ug/L	
W-277	9/14/21		1,2-Dichloroethane	<	0.5	ug/L	
W-277	9/14/21		Bromodichloromethane	<	0.5	ug/L	
W-277	9/14/21		Bromoform	<	0.5	ug/L	
W-277	9/14/21		Carbon tetrachloride	<	0.5	ug/L	
W-277	9/14/21		Chloroform	<	0.5	ug/L	
W-277	9/14/21		Dibromochloromethane	<	0.5	ug/L	
W-277	9/14/21		Tetrachloroethene	<	0.5	ug/L	
W-277	9/14/21		Trichloroethene		1.3	ug/L	
W-277	9/14/21		Trichlorofluoromethane	<	0.5	ug/L	
W-277	9/14/21		Trichlorotrifluoroethane	<	0.5	ug/L	
W-277	9/14/21		Vinyl chloride	<	0.5	ug/L	
W-277	9/14/21		cis-1,2-Dichloroethene	<	0.5	ug/L	
W-277	9/14/21		trans-1,2-Dichloroethene	<	0.5	ug/L	
W-2801	1/6/21		1,1,1-Trichloroethane	<	0.5	ug/L	
W-2801	1/6/21		1,1,2-Trichloroethane	<	0.5	ug/L	
W-2801	1/6/21		1,1-Dichloroethane	<	0.5	ug/L	
W-2801	1/6/21		1,1-Dichloroethene		4.2	ug/L	
W-2801	1/6/21		1,2-Dichloroethane	<	0.5	ug/L	
W-2801	1/6/21		Bromodichloromethane	<	0.5	ug/L	
W-2801	1/6/21		Bromoform	<	0.5	ug/L	
W-2801	1/6/21		Carbon tetrachloride		3	ug/L	
W-2801	1/6/21		Chloroform		2.4	ug/L	
W-2801	1/6/21		Dibromochloromethane	<	0.5	ug/L	
W-2801	1/6/21		Tetrachloroethene		4.2	ug/L	
W-2801	1/6/21		Trichloroethene		200	ug/L	D
W-2801	1/6/21		Trichlorofluoromethane	<	0.5	ug/L	
W-2801	1/6/21		Trichlorotrifluoroethane		1.5	ug/L	
W-2801	1/6/21		Vinyl chloride	<	0.5	ug/L	
W-2801	1/6/21		cis-1,2-Dichloroethene		2.2	ug/L	
W-2801	1/6/21		trans-1,2-Dichloroethene	<	0.5	ug/L	
W-2801	4/7/21		1,1,1-Trichloroethane	<	0.5	ug/L	
W-2801	4/7/21		1,1,2-Trichloroethane	<	0.5	ug/L	
W-2801	4/7/21		1,1-Dichloroethane	<	0.5	ug/L	
W-2801	4/7/21		1,1-Dichloroethene		4.1	ug/L	
W-2801	4/7/21		1,2-Dichloroethane	<	0.5	ug/L	
W-2801	4/7/21		Bromodichloromethane	<	0.5	ug/L	
W-2801	4/7/21		Bromoform	<	0.5	ug/L	
W-2801	4/7/21		Carbon tetrachloride		3	ug/L	
W-2801	4/7/21		Chloroform		2.4	ug/L	
W-2801	4/7/21		Dibromochloromethane	<	0.5	ug/L	
W-2801	4/7/21		Tetrachloroethene		3.5	ug/L	
W-2801	4/7/21		Trichloroethene		180	ug/L	D
W-2801	4/7/21		Trichlorofluoromethane	<	0.5	ug/L	
W-2801	4/7/21		Trichlorotrifluoroethane		1.2	ug/L	
W-2801	4/7/21		Vinyl chloride	<	0.5	ug/L	
W-2801	4/7/21		cis-1,2-Dichloroethene		2.1	ug/L	
W-2801	4/7/21		trans-1,2-Dichloroethene	<	0.5	ug/L	
W-2801	7/12/21		1,1,1-Trichloroethane	<	0.5	ug/L	
W-2801	7/12/21		1,1,2-Trichloroethane	<	0.5	ug/L	
W-2801	7/12/21		1,1-Dichloroethane	<	0.5	ug/L	
W-2801	7/12/21		1,1-Dichloroethene		4.1	ug/L	
W-2801	7/12/21		1,2-Dichloroethane	<	0.5	ug/L	
W-2801	7/12/21		Bromodichloromethane	<	0.5	ug/L	
W-2801	7/12/21		Bromoform	<	0.5	ug/L	
W-2801	7/12/21		Carbon tetrachloride		2.7	ug/L	
W-2801	7/12/21		Chloroform		2.3	ug/L	

Attachment 2. Table 1. Groundwater analytical data, Livermore Site, 2021.

Well	Date	Sample Type	Parameter	LOS Indicator	Result	Units	QA Flag
W-2801	7/12/21		Dibromochloromethane	<	0.5	ug/L	
W-2801	7/12/21		Tetrachloroethene		4.3	ug/L	
W-2801	7/12/21		Trichloroethene		200	ug/L	D
W-2801	7/12/21		Trichlorofluoromethane	<	0.5	ug/L	
W-2801	7/12/21		Trichlorotrifluoroethane		1.4	ug/L	
W-2801	7/12/21		Vinyl chloride	<	0.5	ug/L	
W-2801	7/12/21		cis-1,2-Dichloroethene		2.2	ug/L	
W-2801	7/12/21		trans-1,2-Dichloroethene	<	0.5	ug/L	
W-2801	10/5/21		1,1,1-Trichloroethane	<	0.5	ug/L	
W-2801	10/5/21		1,1,2-Trichloroethane	<	0.5	ug/L	
W-2801	10/5/21		1,1-Dichloroethane	<	0.5	ug/L	
W-2801	10/5/21		1,1-Dichloroethene		4.3	ug/L	
W-2801	10/5/21		1,2-Dichloroethane	<	0.5	ug/L	
W-2801	10/5/21		Bromodichloromethane	<	0.5	ug/L	
W-2801	10/5/21		Bromoform	<	0.5	ug/L	
W-2801	10/5/21		Carbon tetrachloride		2.7	ug/L	
W-2801	10/5/21		Chloroform		2.5	ug/L	
W-2801	10/5/21		Dibromochloromethane	<	0.5	ug/L	
W-2801	10/5/21		Tetrachloroethene		3.4	ug/L	
W-2801	10/5/21		Trichloroethene		210	ug/L	D
W-2801	10/5/21		Trichlorofluoromethane	<	0.5	ug/L	
W-2801	10/5/21		Trichlorotrifluoroethane		1.4	ug/L	
W-2801	10/5/21		Vinyl chloride	<	0.5	ug/L	
W-2801	10/5/21		cis-1,2-Dichloroethene		2.3	ug/L	
W-2801	10/5/21		trans-1,2-Dichloroethene	<	0.5	ug/L	
W-290	1/4/21		1,1,1-Trichloroethane	<	0.5	ug/L	
W-290	1/4/21		1,1,2-Trichloroethane	<	0.5	ug/L	
W-290	1/4/21		1,1-Dichloroethane	<	0.5	ug/L	
W-290	1/4/21		1,1-Dichloroethene	<	0.5	ug/L	
W-290	1/4/21		1,2-Dichloroethane	<	0.5	ug/L	
W-290	1/4/21		Bromodichloromethane	<	0.5	ug/L	
W-290	1/4/21		Bromoform	<	0.5	ug/L	
W-290	1/4/21		Carbon tetrachloride	<	0.5	ug/L	
W-290	1/4/21		Chloroform	<	0.5	ug/L	
W-290	1/4/21		Dibromochloromethane	<	0.5	ug/L	
W-290	1/4/21		Tetrachloroethene	<	0.5	ug/L	
W-290	1/4/21		Trichloroethene	<	0.5	ug/L	
W-290	1/4/21		Trichlorofluoromethane	<	0.5	ug/L	
W-290	1/4/21		Trichlorotrifluoroethane	<	0.5	ug/L	
W-290	1/4/21		Vinyl chloride	<	0.5	ug/L	
W-290	1/4/21		cis-1,2-Dichloroethene	<	0.5	ug/L	
W-290	1/4/21		trans-1,2-Dichloroethene	<	0.5	ug/L	
W-291	2/18/21		1,1,1-Trichloroethane	<	0.5	ug/L	
W-291	2/18/21		1,1,2-Trichloroethane	<	0.5	ug/L	
W-291	2/18/21		1,1-Dichloroethane	<	0.5	ug/L	
W-291	2/18/21		1,1-Dichloroethene	<	0.5	ug/L	
W-291	2/18/21		1,2-Dichloroethane	<	0.5	ug/L	
W-291	2/18/21		Bromodichloromethane	<	0.5	ug/L	
W-291	2/18/21		Bromoform	<	0.5	ug/L	
W-291	2/18/21		Carbon tetrachloride	<	0.5	ug/L	
W-291	2/18/21		Chloroform	<	0.5	ug/L	
W-291	2/18/21		Dibromochloromethane	<	0.5	ug/L	
W-291	2/18/21		Tetrachloroethene	<	0.5	ug/L	
W-291	2/18/21		Trichloroethene	<	0.5	ug/L	
W-291	2/18/21		Trichlorofluoromethane	<	0.5	ug/L	
W-291	2/18/21		Trichlorotrifluoroethane	<	0.5	ug/L	
W-291	2/18/21		Vinyl chloride	<	0.5	ug/L	
W-291	2/18/21		cis-1,2-Dichloroethene	<	0.5	ug/L	
W-291	2/18/21		trans-1,2-Dichloroethene	<	0.5	ug/L	
W-292	1/11/21		1,1,1-Trichloroethane	<	0.5	ug/L	

Attachment 2. Table 1. Groundwater analytical data, Livermore Site, 2021.

Well	Date	Sample Type	Parameter	LOS Indicator	Result	Units	QA Flag
W-292	1/11/21		1,1,2-Trichloroethane	<	0.5	ug/L	
W-292	1/11/21		1,1-Dichloroethane	<	0.5	ug/L	
W-292	1/11/21		1,1-Dichloroethene		0.73	ug/L	
W-292	1/11/21		1,2-Dichloroethane	<	0.5	ug/L	
W-292	1/11/21		Bromodichloromethane	<	0.5	ug/L	
W-292	1/11/21		Bromoform	<	0.5	ug/L	
W-292	1/11/21		Carbon tetrachloride	<	0.5	ug/L	
W-292	1/11/21		Chloroform		0.95	ug/L	
W-292	1/11/21		Dibromochloromethane	<	0.5	ug/L	
W-292	1/11/21		Tetrachloroethene		1.5	ug/L	
W-292	1/11/21		Trichloroethene		16	ug/L	
W-292	1/11/21		Trichlorofluoromethane	<	0.5	ug/L	
W-292	1/11/21		Trichlorotrifluoroethane		1.5	ug/L	
W-292	1/11/21		Vinyl chloride	<	0.5	ug/L	
W-292	1/11/21		cis-1,2-Dichloroethene		2.2	ug/L	
W-292	1/11/21		trans-1,2-Dichloroethene	<	0.5	ug/L	
W-292	4/8/21		1,1,1-Trichloroethane	<	0.5	ug/L	
W-292	4/8/21		1,1,2-Trichloroethane	<	0.5	ug/L	
W-292	4/8/21		1,1-Dichloroethane	<	0.5	ug/L	
W-292	4/8/21		1,1-Dichloroethene		0.71	ug/L	
W-292	4/8/21		1,2-Dichloroethane	<	0.5	ug/L	
W-292	4/8/21		Bromodichloromethane	<	0.5	ug/L	
W-292	4/8/21		Bromoform	<	0.5	ug/L	
W-292	4/8/21		Carbon tetrachloride	<	0.5	ug/L	
W-292	4/8/21		Chloroform		1	ug/L	
W-292	4/8/21		Dibromochloromethane	<	0.5	ug/L	
W-292	4/8/21		Tetrachloroethene		1.4	ug/L	
W-292	4/8/21		Trichloroethene		15	ug/L	
W-292	4/8/21		Trichlorofluoromethane	<	0.5	ug/L	
W-292	4/8/21		Trichlorotrifluoroethane		1.2	ug/L	
W-292	4/8/21		Vinyl chloride	<	0.5	ug/L	
W-292	4/8/21		cis-1,2-Dichloroethene		2.2	ug/L	
W-292	4/8/21		trans-1,2-Dichloroethene	<	0.5	ug/L	
W-292	7/12/21		1,1,1-Trichloroethane	<	0.5	ug/L	
W-292	7/12/21		1,1,2-Trichloroethane	<	0.5	ug/L	
W-292	7/12/21		1,1-Dichloroethane	<	0.5	ug/L	
W-292	7/12/21		1,1-Dichloroethene		0.75	ug/L	
W-292	7/12/21		1,2-Dichloroethane	<	0.5	ug/L	
W-292	7/12/21		Bromodichloromethane	<	0.5	ug/L	
W-292	7/12/21		Bromoform	<	0.5	ug/L	
W-292	7/12/21		Carbon tetrachloride	<	0.5	ug/L	
W-292	7/12/21		Chloroform		1.1	ug/L	
W-292	7/12/21		Dibromochloromethane	<	0.5	ug/L	
W-292	7/12/21		Tetrachloroethene		1.5	ug/L	
W-292	7/12/21		Trichloroethene		15	ug/L	
W-292	7/12/21		Trichlorofluoromethane	<	0.5	ug/L	
W-292	7/12/21		Trichlorotrifluoroethane		1.4	ug/L	
W-292	7/12/21		Vinyl chloride	<	0.5	ug/L	
W-292	7/12/21		cis-1,2-Dichloroethene		2.2	ug/L	
W-292	7/12/21		trans-1,2-Dichloroethene	<	0.5	ug/L	
W-292	10/5/21		1,1,1-Trichloroethane	<	0.5	ug/L	
W-292	10/5/21		1,1,2-Trichloroethane	<	0.5	ug/L	
W-292	10/5/21		1,1-Dichloroethane	<	0.5	ug/L	
W-292	10/5/21		1,1-Dichloroethene		0.78	ug/L	
W-292	10/5/21		1,2-Dichloroethane	<	0.5	ug/L	
W-292	10/5/21		Bromodichloromethane	<	0.5	ug/L	
W-292	10/5/21		Bromoform	<	0.5	ug/L	
W-292	10/5/21		Carbon tetrachloride	<	0.5	ug/L	
W-292	10/5/21		Chloroform		1.2	ug/L	
W-292	10/5/21		Dibromochloromethane	<	0.5	ug/L	

Attachment 2. Table 1. Groundwater analytical data, Livermore Site, 2021.

Well	Date	Sample Type	Parameter	LOS Indicator	Result	Units	QA Flag
W-292	10/5/21		Tetrachloroethene		1.5	ug/L	
W-292	10/5/21		Trichloroethene		15	ug/L	
W-292	10/5/21		Trichlorofluoromethane		< 0.5	ug/L	
W-292	10/5/21		Trichlorotrifluoroethane		1.4	ug/L	
W-292	10/5/21		Vinyl chloride		< 0.5	ug/L	
W-292	10/5/21		cis-1,2-Dichloroethene		2.3	ug/L	
W-292	10/5/21		trans-1,2-Dichloroethene		< 0.5	ug/L	
W-293	1/13/21		1,1,1-Trichloroethane		< 0.5	ug/L	
W-293	1/13/21		1,1,2-Trichloroethane		< 0.5	ug/L	
W-293	1/13/21		1,1-Dichloroethane		< 0.5	ug/L	
W-293	1/13/21		1,1-Dichloroethene		< 0.5	ug/L	
W-293	1/13/21		1,2-Dichloroethane		< 0.5	ug/L	
W-293	1/13/21		Bromodichloromethane		< 0.5	ug/L	
W-293	1/13/21		Bromoform		< 0.5	ug/L	
W-293	1/13/21		Carbon tetrachloride		< 0.5	ug/L	
W-293	1/13/21		Chloroform		< 0.5	ug/L	
W-293	1/13/21		Dibromochloromethane		< 0.5	ug/L	
W-293	1/13/21		Tetrachloroethene		< 0.5	ug/L	
W-293	1/13/21		Trichloroethene		< 0.5	ug/L	
W-293	1/13/21		Trichlorofluoromethane		< 0.5	ug/L	
W-293	1/13/21		Trichlorotrifluoroethane		< 0.5	ug/L	
W-293	1/13/21		Vinyl chloride		< 0.5	ug/L	
W-293	1/13/21		cis-1,2-Dichloroethene		< 0.5	ug/L	
W-293	1/13/21		trans-1,2-Dichloroethene		< 0.5	ug/L	
W-294	1/13/21		1,1,1-Trichloroethane		< 0.5	ug/L	
W-294	1/13/21		1,1,2-Trichloroethane		< 0.5	ug/L	
W-294	1/13/21		1,1-Dichloroethane		< 0.5	ug/L	
W-294	1/13/21		1,1-Dichloroethene		< 0.5	ug/L	
W-294	1/13/21		1,2-Dichloroethane		< 0.5	ug/L	
W-294	1/13/21		Bromodichloromethane		< 0.5	ug/L	
W-294	1/13/21		Bromoform		< 0.5	ug/L	
W-294	1/13/21		Carbon tetrachloride		< 0.5	ug/L	
W-294	1/13/21		Chloroform		< 0.5	ug/L	
W-294	1/13/21		Dibromochloromethane		< 0.5	ug/L	
W-294	1/13/21		Tetrachloroethene		< 0.5	ug/L	
W-294	1/13/21		Trichloroethene		< 0.5	ug/L	
W-294	1/13/21		Trichlorofluoromethane		< 0.5	ug/L	
W-294	1/13/21		Trichlorotrifluoroethane		< 0.5	ug/L	
W-294	1/13/21		Vinyl chloride		< 0.5	ug/L	
W-294	1/13/21		cis-1,2-Dichloroethene		< 0.5	ug/L	
W-294	1/13/21		trans-1,2-Dichloroethene		< 0.5	ug/L	
W-3001	9/23/21		1,1,1-Trichloroethane		< 0.5	ug/L	
W-3001	9/23/21		1,1,2-Trichloroethane		< 0.5	ug/L	
W-3001	9/23/21		1,1-Dichloroethane		< 0.5	ug/L	
W-3001	9/23/21		1,1-Dichloroethene		< 0.5	ug/L	
W-3001	9/23/21		1,2-Dichloroethane		< 0.5	ug/L	
W-3001	9/23/21		Bromodichloromethane		< 0.5	ug/L	
W-3001	9/23/21		Bromoform		< 0.5	ug/L	
W-3001	9/23/21		Carbon tetrachloride		< 0.5	ug/L	
W-3001	9/23/21		Chloroform		1.5	ug/L	
W-3001	9/23/21		Dibromochloromethane		< 0.5	ug/L	
W-3001	9/23/21		Tetrachloroethene		< 0.5	ug/L	
W-3001	9/23/21		Trichloroethene		6.2	ug/L	
W-3001	9/23/21		Trichlorofluoromethane		< 0.5	ug/L	
W-3001	9/23/21		Trichlorotrifluoroethane		< 0.5	ug/L	
W-3001	9/23/21		Vinyl chloride		< 0.5	ug/L	
W-3001	9/23/21		cis-1,2-Dichloroethene		< 0.5	ug/L	
W-3001	9/23/21		trans-1,2-Dichloroethene		< 0.5	ug/L	
W-3002	3/15/21		1,1,1-Trichloroethane		< 0.5	ug/L	
W-3002	3/15/21		1,1,2-Trichloroethane		< 0.5	ug/L	

Attachment 2. Table 1. Groundwater analytical data, Livermore Site, 2021.

Well	Date	Sample Type	Parameter	LOS Indicator	Result	Units	QA Flag
W-3002	3/15/21		1,1-Dichloroethane	<	0.5	ug/L	
W-3002	3/15/21		1,1-Dichloroethene		1.7	ug/L	
W-3002	3/15/21		1,2-Dichloroethane	<	0.5	ug/L	
W-3002	3/15/21		Bromodichloromethane	<	0.5	ug/L	
W-3002	3/15/21		Bromoform	<	0.5	ug/L	
W-3002	3/15/21		Carbon tetrachloride		0.71	ug/L	
W-3002	3/15/21		Chloroform		0.64	ug/L	
W-3002	3/15/21		Dibromochloromethane	<	0.5	ug/L	
W-3002	3/15/21		Tetrachloroethene		1.9	ug/L	
W-3002	3/15/21		Trichloroethene		31	ug/L	
W-3002	3/15/21		Trichlorofluoromethane	<	0.5	ug/L	
W-3002	3/15/21		Trichlorotrifluoroethane	<	0.5	ug/L	
W-3002	3/15/21		Vinyl chloride	<	0.5	ug/L	
W-3002	3/15/21		cis-1,2-Dichloroethene	<	0.5	ug/L	
W-3002	3/15/21		trans-1,2-Dichloroethene	<	0.5	ug/L	
W-3003	9/21/21		1,1,1-Trichloroethane	<	0.5	ug/L	
W-3003	9/21/21		1,1,2-Trichloroethane	<	0.5	ug/L	
W-3003	9/21/21		1,1-Dichloroethane	<	0.5	ug/L	
W-3003	9/21/21		1,1-Dichloroethene	<	0.5	ug/L	
W-3003	9/21/21		1,2-Dichloroethane	<	0.5	ug/L	
W-3003	9/21/21		Bromodichloromethane	<	0.5	ug/L	
W-3003	9/21/21		Bromoform	<	0.5	ug/L	
W-3003	9/21/21		Carbon tetrachloride	<	0.5	ug/L	
W-3003	9/21/21		Chloroform	<	0.5	ug/L	
W-3003	9/21/21		Dibromochloromethane	<	0.5	ug/L	
W-3003	9/21/21		Tetrachloroethene	<	0.5	ug/L	
W-3003	9/21/21		Trichloroethene		1.2	ug/L	
W-3003	9/21/21		Trichlorofluoromethane	<	0.5	ug/L	
W-3003	9/21/21		Trichlorotrifluoroethane	<	0.5	ug/L	
W-3003	9/21/21		Vinyl chloride	<	0.5	ug/L	
W-3003	9/21/21		cis-1,2-Dichloroethene	<	0.5	ug/L	
W-3003	9/21/21		trans-1,2-Dichloroethene	<	0.5	ug/L	
W-3004	1/4/21		1,1,1-Trichloroethane	<	0.5	ug/L	
W-3004	1/4/21		1,1,2-Trichloroethane	<	0.5	ug/L	
W-3004	1/4/21		1,1-Dichloroethane	<	0.5	ug/L	
W-3004	1/4/21		1,1-Dichloroethene		5	ug/L	
W-3004	1/4/21		1,2-Dichloroethane		8	ug/L	
W-3004	1/4/21		Bromodichloromethane	<	0.5	ug/L	
W-3004	1/4/21		Bromoform	<	0.5	ug/L	
W-3004	1/4/21		Carbon tetrachloride		10	ug/L	
W-3004	1/4/21		Chloroform		4	ug/L	
W-3004	1/4/21		Dibromochloromethane	<	0.5	ug/L	
W-3004	1/4/21		Tetrachloroethene		21	ug/L	
W-3004	1/4/21		Trichloroethene		470	ug/L	D
W-3004	1/4/21		Trichlorofluoromethane	<	0.5	ug/L	
W-3004	1/4/21		Trichlorotrifluoroethane	<	0.5	ug/L	
W-3004	1/4/21		Vinyl chloride	<	0.5	ug/L	
W-3004	1/4/21		cis-1,2-Dichloroethene	<	0.5	ug/L	
W-3004	1/4/21		trans-1,2-Dichloroethene	<	0.5	ug/L	
W-3004	1/4/21		Tritium		9890	pCi/L	
W-3004	4/28/21		1,1,1-Trichloroethane	<	0.5	ug/L	
W-3004	4/28/21		1,1,2-Trichloroethane	<	0.5	ug/L	
W-3004	4/28/21		1,1-Dichloroethane	<	0.5	ug/L	
W-3004	4/28/21		1,1-Dichloroethene		4.8	ug/L	
W-3004	4/28/21		1,2-Dichloroethane		7.8	ug/L	
W-3004	4/28/21		Bromodichloromethane	<	0.5	ug/L	
W-3004	4/28/21		Bromoform	<	0.5	ug/L	
W-3004	4/28/21		Carbon tetrachloride		8.3	ug/L	
W-3004	4/28/21		Chloroform		3.9	ug/L	
W-3004	4/28/21		Dibromochloromethane	<	0.5	ug/L	

Attachment 2. Table 1. Groundwater analytical data, Livermore Site, 2021.

Well	Date	Sample Type	Parameter	LOS Indicator	Result	Units	QA Flag
W-3004	4/28/21		Tetrachloroethene		17	ug/L	
W-3004	4/28/21		Trichloroethene		440	ug/L	D
W-3004	4/28/21		Trichlorofluoromethane	<	0.5	ug/L	
W-3004	4/28/21		Trichlorotrifluoroethane	<	0.5	ug/L	
W-3004	4/28/21		Vinyl chloride	<	0.5	ug/L	
W-3004	4/28/21		cis-1,2-Dichloroethene	<	0.5	ug/L	
W-3004	4/28/21		trans-1,2-Dichloroethene	<	0.5	ug/L	
W-3004	4/28/21	DUP	1,1,1-Trichloroethane	<	0.5	ug/L	
W-3004	4/28/21	DUP	1,1,2-Trichloroethane	<	0.5	ug/L	
W-3004	4/28/21	DUP	1,1-Dichloroethane	<	0.5	ug/L	
W-3004	4/28/21	DUP	1,1-Dichloroethene		4.8	ug/L	
W-3004	4/28/21	DUP	1,2-Dichloroethane		7.6	ug/L	
W-3004	4/28/21	DUP	Bromodichloromethane	<	0.5	ug/L	
W-3004	4/28/21	DUP	Bromoform	<	0.5	ug/L	
W-3004	4/28/21	DUP	Carbon tetrachloride		8.4	ug/L	
W-3004	4/28/21	DUP	Chloroform		3.9	ug/L	
W-3004	4/28/21	DUP	Dibromochloromethane	<	0.5	ug/L	
W-3004	4/28/21	DUP	Tetrachloroethene		17	ug/L	
W-3004	4/28/21	DUP	Trichloroethene		470	ug/L	D
W-3004	4/28/21	DUP	Trichlorofluoromethane	<	0.5	ug/L	
W-3004	4/28/21	DUP	Trichlorotrifluoroethane	<	0.5	ug/L	
W-3004	4/28/21	DUP	Vinyl chloride	<	0.5	ug/L	
W-3004	4/28/21	DUP	cis-1,2-Dichloroethene	<	0.5	ug/L	
W-3004	4/28/21	DUP	trans-1,2-Dichloroethene	<	0.5	ug/L	
W-3004	4/28/21		Tritium		8610	pCi/L	
W-3004	7/21/21		1,1,1-Trichloroethane	<	0.5	ug/L	
W-3004	7/21/21		1,1,2-Trichloroethane	<	0.5	ug/L	
W-3004	7/21/21		1,1-Dichloroethane	<	0.5	ug/L	
W-3004	7/21/21		1,1-Dichloroethene		4	ug/L	
W-3004	7/21/21		1,2-Dichloroethane		6.9	ug/L	
W-3004	7/21/21		Bromodichloromethane	<	0.5	ug/L	
W-3004	7/21/21		Bromoform	<	0.5	ug/L	
W-3004	7/21/21		Carbon tetrachloride		7.6	ug/L	
W-3004	7/21/21		Chloroform		3.4	ug/L	
W-3004	7/21/21		Dibromochloromethane	<	0.5	ug/L	
W-3004	7/21/21		Tetrachloroethene		16	ug/L	
W-3004	7/21/21		Trichloroethene		380	ug/L	D
W-3004	7/21/21		Trichlorofluoromethane	<	0.5	ug/L	
W-3004	7/21/21		Trichlorotrifluoroethane	<	0.5	ug/L	
W-3004	7/21/21		Vinyl chloride	<	0.5	ug/L	
W-3004	7/21/21		cis-1,2-Dichloroethene	<	0.5	ug/L	
W-3004	7/21/21		trans-1,2-Dichloroethene	<	0.5	ug/L	
W-3004	7/21/21		Tritium		9370	pCi/L	
W-3004	10/18/21		1,1,1-Trichloroethane	<	0.5	ug/L	
W-3004	10/18/21		1,1,2-Trichloroethane	<	0.5	ug/L	
W-3004	10/18/21		1,1-Dichloroethane	<	0.5	ug/L	
W-3004	10/18/21		1,1-Dichloroethene		4.5	ug/L	
W-3004	10/18/21		1,2-Dichloroethane		7.3	ug/L	
W-3004	10/18/21		Bromodichloromethane	<	0.5	ug/L	
W-3004	10/18/21		Bromoform	<	0.5	ug/L	
W-3004	10/18/21		Carbon tetrachloride		7.8	ug/L	
W-3004	10/18/21		Chloroform		3.4	ug/L	
W-3004	10/18/21		Dibromochloromethane	<	0.5	ug/L	
W-3004	10/18/21		Tetrachloroethene		15	ug/L	
W-3004	10/18/21		Trichloroethene		370	ug/L	D
W-3004	10/18/21		Trichlorofluoromethane	<	0.5	ug/L	
W-3004	10/18/21		Trichlorotrifluoroethane	<	0.5	ug/L	
W-3004	10/18/21		Vinyl chloride	<	0.5	ug/L	
W-3004	10/18/21		cis-1,2-Dichloroethene	<	0.5	ug/L	
W-3004	10/18/21		trans-1,2-Dichloroethene	<	0.5	ug/L	

Attachment 2. Table 1. Groundwater analytical data, Livermore Site, 2021.

Well	Date	Sample Type	Parameter	LOS Indicator	Result	Units	QA Flag
W-3004	10/18/21	DUP	1,1,1-Trichloroethane	<	0.5	ug/L	O
W-3004	10/18/21	DUP	1,1,2-Trichloroethane	<	0.5	ug/L	
W-3004	10/18/21	DUP	1,1-Dichloroethane	<	0.5	ug/L	
W-3004	10/18/21	DUP	1,1-Dichloroethene		5	ug/L	O
W-3004	10/18/21	DUP	1,2-Dichloroethane		6.2	ug/L	O
W-3004	10/18/21	DUP	Bromodichloromethane	<	0.5	ug/L	
W-3004	10/18/21	DUP	Bromoform	<	0.5	ug/L	
W-3004	10/18/21	DUP	Carbon tetrachloride		9.7	ug/L	
W-3004	10/18/21	DUP	Chloroform		3.6	ug/L	
W-3004	10/18/21	DUP	Dibromochloromethane	<	0.5	ug/L	
W-3004	10/18/21	DUP	Tetrachloroethene		18	ug/L	
W-3004	10/18/21	DUP	Trichloroethene		369	ug/L	D
W-3004	10/18/21	DUP	Trichlorofluoromethane	<	0.5	ug/L	
W-3004	10/18/21	DUP	Trichlorotrifluoroethane	<	0.5	ug/L	
W-3004	10/18/21	DUP	Vinyl chloride	<	0.5	ug/L	
W-3004	10/18/21	DUP	cis-1,2-Dichloroethene	<	0.5	ug/L	O
W-3004	10/18/21	DUP	trans-1,2-Dichloroethene	<	0.5	ug/L	
W-3004	10/18/21		Tritium		9720	pCi/L	
W-301	9/23/21		1,1,1-Trichloroethane	<	0.5	ug/L	
W-301	9/23/21		1,1,2-Trichloroethane	<	0.5	ug/L	
W-301	9/23/21		1,1-Dichloroethane	<	0.5	ug/L	
W-301	9/23/21		1,1-Dichloroethene	<	0.5	ug/L	
W-301	9/23/21		1,2-Dichloroethane	<	0.5	ug/L	
W-301	9/23/21		Bromodichloromethane	<	0.5	ug/L	
W-301	9/23/21		Bromoform	<	0.5	ug/L	
W-301	9/23/21		Carbon tetrachloride	<	0.5	ug/L	
W-301	9/23/21		Chloroform		0.53	ug/L	
W-301	9/23/21		Dibromochloromethane	<	0.5	ug/L	
W-301	9/23/21		Tetrachloroethene		2	ug/L	
W-301	9/23/21		Trichloroethene		2.1	ug/L	
W-301	9/23/21		Trichlorofluoromethane	<	0.5	ug/L	
W-301	9/23/21		Trichlorotrifluoroethane		2.2	ug/L	
W-301	9/23/21		Vinyl chloride	<	0.5	ug/L	
W-301	9/23/21		cis-1,2-Dichloroethene	<	0.5	ug/L	
W-301	9/23/21		trans-1,2-Dichloroethene	<	0.5	ug/L	
W-303	1/27/21		1,1,1-Trichloroethane	<	0.5	ug/L	
W-303	1/27/21		1,1,2-Trichloroethane	<	0.5	ug/L	
W-303	1/27/21		1,1-Dichloroethane	<	0.5	ug/L	
W-303	1/27/21		1,1-Dichloroethene	<	0.5	ug/L	
W-303	1/27/21		1,2-Dichloroethane	<	0.5	ug/L	
W-303	1/27/21		Bromodichloromethane	<	0.5	ug/L	
W-303	1/27/21		Bromoform	<	0.5	ug/L	
W-303	1/27/21		Carbon tetrachloride		2.1	ug/L	
W-303	1/27/21		Chloroform		12	ug/L	
W-303	1/27/21		Dibromochloromethane	<	0.5	ug/L	
W-303	1/27/21		Tetrachloroethene	<	0.5	ug/L	
W-303	1/27/21		Trichloroethene		1.3	ug/L	
W-303	1/27/21		Trichlorofluoromethane		4.5	ug/L	
W-303	1/27/21		Trichlorotrifluoroethane	<	0.5	ug/L	
W-303	1/27/21		Vinyl chloride	<	0.5	ug/L	
W-303	1/27/21		cis-1,2-Dichloroethene	<	0.5	ug/L	
W-303	1/27/21		trans-1,2-Dichloroethene	<	0.5	ug/L	
W-303	4/15/21		1,1,1-Trichloroethane	<	0.5	ug/L	
W-303	4/15/21		1,1,2-Trichloroethane	<	0.5	ug/L	
W-303	4/15/21		1,1-Dichloroethane	<	0.5	ug/L	
W-303	4/15/21		1,1-Dichloroethene	<	0.5	ug/L	
W-303	4/15/21		1,2-Dichloroethane	<	0.5	ug/L	
W-303	4/15/21		Bromodichloromethane	<	0.5	ug/L	
W-303	4/15/21		Bromoform	<	0.5	ug/L	
W-303	4/15/21		Carbon tetrachloride		0.55	ug/L	

Attachment 2. Table 1. Groundwater analytical data, Livermore Site, 2021.

Well	Date	Sample Type	Parameter	LOS Indicator	Result	Units	QA Flag
W-303	4/15/21		Chloroform		3	ug/L	
W-303	4/15/21		Dibromochloromethane	<	0.5	ug/L	
W-303	4/15/21		Tetrachloroethene	<	0.5	ug/L	
W-303	4/15/21		Trichloroethene	<	0.5	ug/L	
W-303	4/15/21		Trichlorofluoromethane		1.2	ug/L	
W-303	4/15/21		Trichlorotrifluoroethane	<	0.5	ug/L	
W-303	4/15/21		Vinyl chloride	<	0.5	ug/L	
W-303	4/15/21		cis-1,2-Dichloroethene	<	0.5	ug/L	
W-303	4/15/21		trans-1,2-Dichloroethene	<	0.5	ug/L	
W-303	9/13/21		1,1,1-Trichloroethane	<	0.5	ug/L	
W-303	9/13/21		1,1,2-Trichloroethane	<	0.5	ug/L	
W-303	9/13/21		1,1-Dichloroethane	<	0.5	ug/L	
W-303	9/13/21		1,1-Dichloroethene	<	0.5	ug/L	
W-303	9/13/21		1,2-Dichloroethane	<	0.5	ug/L	
W-303	9/13/21		Bromodichloromethane	<	0.5	ug/L	
W-303	9/13/21		Bromoform	<	0.5	ug/L	
W-303	9/13/21		Carbon tetrachloride	<	0.5	ug/L	
W-303	9/13/21		Chloroform	<	0.5	ug/L	
W-303	9/13/21		Dibromochloromethane	<	0.5	ug/L	
W-303	9/13/21		Tetrachloroethene	<	0.5	ug/L	
W-303	9/13/21		Trichloroethene	<	0.5	ug/L	
W-303	9/13/21		Trichlorofluoromethane	<	0.5	ug/L	
W-303	9/13/21		Trichlorotrifluoroethane	<	0.5	ug/L	
W-303	9/13/21		Vinyl chloride	<	0.5	ug/L	
W-303	9/13/21		cis-1,2-Dichloroethene	<	0.5	ug/L	
W-303	9/13/21		trans-1,2-Dichloroethene	<	0.5	ug/L	
W-304	4/21/21		Tritium	<	100	pCi/L	
W-304	9/23/21		1,1,1-Trichloroethane	<	0.5	ug/L	
W-304	9/23/21		1,1,2-Trichloroethane	<	0.5	ug/L	
W-304	9/23/21		1,1-Dichloroethane	<	0.5	ug/L	
W-304	9/23/21		1,1-Dichloroethene	<	0.5	ug/L	
W-304	9/23/21		1,2-Dichloroethane	<	0.5	ug/L	
W-304	9/23/21		Bromodichloromethane	<	0.5	ug/L	
W-304	9/23/21		Bromoform	<	0.5	ug/L	
W-304	9/23/21		Carbon tetrachloride	<	0.5	ug/L	
W-304	9/23/21		Chloroform	<	0.5	ug/L	
W-304	9/23/21		Dibromochloromethane	<	0.5	ug/L	
W-304	9/23/21		Tetrachloroethene	<	0.5	ug/L	
W-304	9/23/21		Trichloroethene		1.6	ug/L	
W-304	9/23/21		Trichlorofluoromethane	<	0.5	ug/L	
W-304	9/23/21		Trichlorotrifluoroethane	<	0.5	ug/L	
W-304	9/23/21		Vinyl chloride	<	0.5	ug/L	
W-304	9/23/21		cis-1,2-Dichloroethene	<	0.5	ug/L	
W-304	9/23/21		trans-1,2-Dichloroethene	<	0.5	ug/L	
W-305	1/11/21		1,1,1-Trichloroethane	<	0.5	ug/L	
W-305	1/11/21		1,1,2-Trichloroethane	<	0.5	ug/L	
W-305	1/11/21		1,1-Dichloroethane	<	0.5	ug/L	
W-305	1/11/21		1,1-Dichloroethene		1.4	ug/L	
W-305	1/11/21		1,2-Dichloroethane	<	0.5	ug/L	
W-305	1/11/21		Bromodichloromethane	<	0.5	ug/L	
W-305	1/11/21		Bromoform	<	0.5	ug/L	
W-305	1/11/21		Carbon tetrachloride	<	0.5	ug/L	
W-305	1/11/21		Chloroform		0.96	ug/L	
W-305	1/11/21		Dibromochloromethane	<	0.5	ug/L	
W-305	1/11/21		Tetrachloroethene		6.9	ug/L	
W-305	1/11/21		Trichloroethene		21	ug/L	
W-305	1/11/21		Trichlorofluoromethane	<	0.5	ug/L	
W-305	1/11/21		Trichlorotrifluoroethane		7.1	ug/L	
W-305	1/11/21		Vinyl chloride	<	0.5	ug/L	
W-305	1/11/21		cis-1,2-Dichloroethene	<	0.5	ug/L	

Attachment 2. Table 1. Groundwater analytical data, Livermore Site, 2021.

Well	Date	Sample Type	Parameter	LOS Indicator	Result	Units	QA Flag
W-305	1/11/21		trans-1,2-Dichloroethene	<	0.5	ug/L	
W-305	4/1/21		Tritium	<	100	pCi/L	
W-305	4/8/21		1,1,1-Trichloroethane	<	0.5	ug/L	
W-305	4/8/21		1,1,2-Trichloroethane	<	0.5	ug/L	
W-305	4/8/21		1,1-Dichloroethane	<	0.5	ug/L	
W-305	4/8/21		1,1-Dichloroethene		1.2	ug/L	
W-305	4/8/21		1,2-Dichloroethane	<	0.5	ug/L	
W-305	4/8/21		Bromodichloromethane	<	0.5	ug/L	
W-305	4/8/21		Bromoform	<	0.5	ug/L	
W-305	4/8/21		Carbon tetrachloride	<	0.5	ug/L	
W-305	4/8/21		Chloroform		0.98	ug/L	
W-305	4/8/21		Dibromochloromethane	<	0.5	ug/L	
W-305	4/8/21		Tetrachloroethene		6.4	ug/L	
W-305	4/8/21		Trichloroethene		19	ug/L	
W-305	4/8/21		Trichlorofluoromethane	<	0.5	ug/L	
W-305	4/8/21		Trichlorotrifluoroethane		6	ug/L	
W-305	4/8/21		Vinyl chloride	<	0.5	ug/L	
W-305	4/8/21		cis-1,2-Dichloroethene	<	0.5	ug/L	
W-305	4/8/21		trans-1,2-Dichloroethene	<	0.5	ug/L	
W-305	7/12/21		1,1,1-Trichloroethane	<	0.5	ug/L	
W-305	7/12/21		1,1,2-Trichloroethane	<	0.5	ug/L	
W-305	7/12/21		1,1-Dichloroethane	<	0.5	ug/L	
W-305	7/12/21		1,1-Dichloroethene		1.2	ug/L	
W-305	7/12/21		1,2-Dichloroethane	<	0.5	ug/L	
W-305	7/12/21		Bromodichloromethane	<	0.5	ug/L	
W-305	7/12/21		Bromoform	<	0.5	ug/L	
W-305	7/12/21		Carbon tetrachloride	<	0.5	ug/L	
W-305	7/12/21		Chloroform		1	ug/L	
W-305	7/12/21		Dibromochloromethane	<	0.5	ug/L	
W-305	7/12/21		Tetrachloroethene		6.7	ug/L	
W-305	7/12/21		Trichloroethene		19	ug/L	
W-305	7/12/21		Trichlorofluoromethane		0.52	ug/L	
W-305	7/12/21		Trichlorotrifluoroethane		6	ug/L	
W-305	7/12/21		Vinyl chloride	<	0.5	ug/L	
W-305	7/12/21		cis-1,2-Dichloroethene	<	0.5	ug/L	
W-305	7/12/21		trans-1,2-Dichloroethene	<	0.5	ug/L	
W-305	10/5/21		1,1,1-Trichloroethane	<	0.5	ug/L	
W-305	10/5/21		1,1,2-Trichloroethane	<	0.5	ug/L	
W-305	10/5/21		1,1-Dichloroethane	<	0.5	ug/L	
W-305	10/5/21		1,1-Dichloroethene		1.4	ug/L	
W-305	10/5/21		1,2-Dichloroethane	<	0.5	ug/L	
W-305	10/5/21		Bromodichloromethane	<	0.5	ug/L	
W-305	10/5/21		Bromoform	<	0.5	ug/L	
W-305	10/5/21		Carbon tetrachloride	<	0.5	ug/L	
W-305	10/5/21		Chloroform		1.1	ug/L	
W-305	10/5/21		Dibromochloromethane	<	0.5	ug/L	
W-305	10/5/21		Tetrachloroethene		6.5	ug/L	
W-305	10/5/21		Trichloroethene		20	ug/L	
W-305	10/5/21		Trichlorofluoromethane		0.56	ug/L	
W-305	10/5/21		Trichlorotrifluoroethane		6.3	ug/L	
W-305	10/5/21		Vinyl chloride	<	0.5	ug/L	
W-305	10/5/21		cis-1,2-Dichloroethene	<	0.5	ug/L	
W-305	10/5/21		trans-1,2-Dichloroethene	<	0.5	ug/L	
W-306	4/6/21		1,1,1-Trichloroethane	<	0.5	ug/L	
W-306	4/6/21		1,1,2-Trichloroethane	<	0.5	ug/L	
W-306	4/6/21		1,1-Dichloroethane	<	0.5	ug/L	
W-306	4/6/21		1,1-Dichloroethene		0.71	ug/L	
W-306	4/6/21		1,2-Dichloroethane	<	0.5	ug/L	
W-306	4/6/21		Bromodichloromethane	<	0.5	ug/L	
W-306	4/6/21		Bromoform	<	0.5	ug/L	

Attachment 2. Table 1. Groundwater analytical data, Livermore Site, 2021.

Well	Date	Sample Type	Parameter	LOS Indicator	Result	Units	QA Flag
W-306	4/6/21		Carbon tetrachloride		0.97	ug/L	
W-306	4/6/21		Chloroform		11	ug/L	
W-306	4/6/21		Dibromochloromethane	<	0.5	ug/L	
W-306	4/6/21		Tetrachloroethene	<	0.5	ug/L	
W-306	4/6/21		Trichloroethene		2.4	ug/L	
W-306	4/6/21		Trichlorofluoromethane		4	ug/L	
W-306	4/6/21		Trichlorotrifluoroethane	<	0.5	ug/L	
W-306	4/6/21		Vinyl chloride	<	0.5	ug/L	
W-306	4/6/21		cis-1,2-Dichloroethene	<	0.5	ug/L	
W-306	4/6/21		trans-1,2-Dichloroethene	<	0.5	ug/L	
W-306	4/6/21		Chromium	<	0.001	mg/L	
W-306	4/6/21		Hexavalent Chromium	<	0.002	mg/L	
W-306	4/6/21		Lead	<	0.005	mg/L	BE
W-307	4/1/21		Chromium		0.012	mg/L	
W-307	4/1/21		Hexavalent Chromium		0.017	mg/L	
W-307	4/1/21		Lead	<	0.005	mg/L	
W-307	4/7/21		1,1,1-Trichloroethane	<	0.5	ug/L	
W-307	4/7/21		1,1,2-Trichloroethane	<	0.5	ug/L	
W-307	4/7/21		1,1-Dichloroethane	<	0.5	ug/L	
W-307	4/7/21		1,1-Dichloroethene	<	0.5	ug/L	
W-307	4/7/21		1,2-Dichloroethane	<	0.5	ug/L	
W-307	4/7/21		Bromodichloromethane	<	0.5	ug/L	
W-307	4/7/21		Bromoform	<	0.5	ug/L	
W-307	4/7/21		Carbon tetrachloride	<	0.5	ug/L	
W-307	4/7/21		Chloroform		1.9	ug/L	
W-307	4/7/21		Dibromochloromethane	<	0.5	ug/L	
W-307	4/7/21		Tetrachloroethene		22	ug/L	
W-307	4/7/21		Trichloroethene		23	ug/L	
W-307	4/7/21		Trichlorofluoromethane	<	0.5	ug/L	
W-307	4/7/21		Trichlorotrifluoroethane	<	0.5	ug/L	
W-307	4/7/21		Vinyl chloride	<	0.5	ug/L	
W-307	4/7/21		cis-1,2-Dichloroethene	<	0.5	ug/L	
W-307	4/7/21		trans-1,2-Dichloroethene	<	0.5	ug/L	
W-307	4/7/21	DUP	1,1,1-Trichloroethane	<	0.5	ug/L	
W-307	4/7/21	DUP	1,1,2-Trichloroethane	<	0.5	ug/L	
W-307	4/7/21	DUP	1,1-Dichloroethane	<	0.5	ug/L	
W-307	4/7/21	DUP	1,1-Dichloroethene	<	0.5	ug/L	
W-307	4/7/21	DUP	1,2-Dichloroethane	<	0.5	ug/L	
W-307	4/7/21	DUP	Bromodichloromethane	<	0.5	ug/L	
W-307	4/7/21	DUP	Bromoform	<	0.5	ug/L	
W-307	4/7/21	DUP	Carbon tetrachloride	<	0.5	ug/L	
W-307	4/7/21	DUP	Chloroform		1.9	ug/L	
W-307	4/7/21	DUP	Dibromochloromethane	<	0.5	ug/L	
W-307	4/7/21	DUP	Tetrachloroethene		22	ug/L	
W-307	4/7/21	DUP	Trichloroethene		23	ug/L	
W-307	4/7/21	DUP	Trichlorofluoromethane	<	0.5	ug/L	
W-307	4/7/21	DUP	Trichlorotrifluoroethane	<	0.5	ug/L	
W-307	4/7/21	DUP	Vinyl chloride	<	0.5	ug/L	
W-307	4/7/21	DUP	cis-1,2-Dichloroethene	<	0.5	ug/L	
W-307	4/7/21	DUP	trans-1,2-Dichloroethene	<	0.5	ug/L	
W-308	3/24/21		1,1,1-Trichloroethane	<	0.5	ug/L	
W-308	3/24/21		1,1,2-Trichloroethane	<	0.5	ug/L	
W-308	3/24/21		1,1-Dichloroethane	<	0.5	ug/L	
W-308	3/24/21		1,1-Dichloroethene		0.96	ug/L	
W-308	3/24/21		1,2-Dichloroethane	<	0.5	ug/L	
W-308	3/24/21		Bromodichloromethane	<	0.5	ug/L	
W-308	3/24/21		Bromoform	<	0.5	ug/L	
W-308	3/24/21		Carbon tetrachloride		0.68	ug/L	
W-308	3/24/21		Chloroform		1.8	ug/L	
W-308	3/24/21		Dibromochloromethane	<	0.5	ug/L	

Attachment 2. Table 1. Groundwater analytical data, Livermore Site, 2021.

Well	Date	Sample Type	Parameter	LOS Indicator	Result	Units	QA Flag
W-308	3/24/21		Tetrachloroethene		1.6	ug/L	
W-308	3/24/21		Trichloroethene		9.4	ug/L	
W-308	3/24/21		Trichlorofluoromethane		< 0.5	ug/L	
W-308	3/24/21		Trichlorotrifluoroethane		< 0.5	ug/L	
W-308	3/24/21		Vinyl chloride		< 0.5	ug/L	
W-308	3/24/21		cis-1,2-Dichloroethene		< 0.5	ug/L	
W-308	3/24/21		trans-1,2-Dichloroethene		< 0.5	ug/L	
W-310	2/1/21		1,1,1-Trichloroethane		< 0.5	ug/L	
W-310	2/1/21		1,1,2-Trichloroethane		< 0.5	ug/L	
W-310	2/1/21		1,1-Dichloroethane		< 0.5	ug/L	
W-310	2/1/21		1,1-Dichloroethene		< 0.5	ug/L	
W-310	2/1/21		1,2-Dichloroethane		< 0.5	ug/L	
W-310	2/1/21		Bromodichloromethane		< 0.5	ug/L	
W-310	2/1/21		Bromoform		< 0.5	ug/L	
W-310	2/1/21		Carbon tetrachloride		< 0.5	ug/L	
W-310	2/1/21		Chloroform		1.3	ug/L	
W-310	2/1/21		Dibromochloromethane		< 0.5	ug/L	
W-310	2/1/21		Tetrachloroethene		6.9	ug/L	
W-310	2/1/21		Trichloroethene		5.3	ug/L	
W-310	2/1/21		Trichlorofluoromethane		< 0.5	ug/L	
W-310	2/1/21		Trichlorotrifluoroethane		5.3	ug/L	
W-310	2/1/21		Vinyl chloride		< 0.5	ug/L	
W-310	2/1/21		cis-1,2-Dichloroethene		< 0.5	ug/L	
W-310	2/1/21		trans-1,2-Dichloroethene		< 0.5	ug/L	
W-310	4/13/21		1,1,1-Trichloroethane		< 0.5	ug/L	
W-310	4/13/21		1,1,2-Trichloroethane		< 0.5	ug/L	
W-310	4/13/21		1,1-Dichloroethane		< 0.5	ug/L	
W-310	4/13/21		1,1-Dichloroethene		< 0.5	ug/L	
W-310	4/13/21		1,2-Dichloroethane		< 0.5	ug/L	
W-310	4/13/21		Bromodichloromethane		< 0.5	ug/L	
W-310	4/13/21		Bromoform		< 0.5	ug/L	
W-310	4/13/21		Carbon tetrachloride		< 0.5	ug/L	
W-310	4/13/21		Chloroform		1.3	ug/L	
W-310	4/13/21		Dibromochloromethane		< 0.5	ug/L	
W-310	4/13/21		Tetrachloroethene		5.7	ug/L	
W-310	4/13/21		Trichloroethene		4.4	ug/L	
W-310	4/13/21		Trichlorofluoromethane		< 0.5	ug/L	
W-310	4/13/21		Trichlorotrifluoroethane		4.2	ug/L	
W-310	4/13/21		Vinyl chloride		< 0.5	ug/L	
W-310	4/13/21		cis-1,2-Dichloroethene		< 0.5	ug/L	
W-310	4/13/21		trans-1,2-Dichloroethene		< 0.5	ug/L	
W-310	7/13/21		1,1,1-Trichloroethane		< 0.5	ug/L	
W-310	7/13/21		1,1,2-Trichloroethane		< 0.5	ug/L	
W-310	7/13/21		1,1-Dichloroethane		< 0.5	ug/L	
W-310	7/13/21		1,1-Dichloroethene		< 0.5	ug/L	
W-310	7/13/21		1,2-Dichloroethane		< 0.5	ug/L	
W-310	7/13/21		Bromodichloromethane		< 0.5	ug/L	
W-310	7/13/21		Bromoform		< 0.5	ug/L	
W-310	7/13/21		Carbon tetrachloride		< 0.5	ug/L	
W-310	7/13/21		Chloroform		1.4	ug/L	
W-310	7/13/21		Dibromochloromethane		< 0.5	ug/L	
W-310	7/13/21		Tetrachloroethene		6.6	ug/L	
W-310	7/13/21		Trichloroethene		4.9	ug/L	
W-310	7/13/21		Trichlorofluoromethane		< 0.5	ug/L	
W-310	7/13/21		Trichlorotrifluoroethane		4.9	ug/L	
W-310	7/13/21		Vinyl chloride		< 0.5	ug/L	
W-310	7/13/21		cis-1,2-Dichloroethene		< 0.5	ug/L	
W-310	7/13/21		trans-1,2-Dichloroethene		< 0.5	ug/L	
W-310	10/6/21		1,1,1-Trichloroethane		< 0.5	ug/L	
W-310	10/6/21		1,1,2-Trichloroethane		< 0.5	ug/L	

Attachment 2. Table 1. Groundwater analytical data, Livermore Site, 2021.

Well	Date	Sample Type	Parameter	LOS Indicator	Result	Units	QA Flag
W-310	10/6/21		1,1-Dichloroethane	<	0.5	ug/L	
W-310	10/6/21		1,1-Dichloroethene		0.55	ug/L	
W-310	10/6/21		1,2-Dichloroethane	<	0.5	ug/L	
W-310	10/6/21		Bromodichloromethane	<	0.5	ug/L	
W-310	10/6/21		Bromoform	<	0.5	ug/L	
W-310	10/6/21		Carbon tetrachloride	<	0.5	ug/L	
W-310	10/6/21		Chloroform		1.3	ug/L	
W-310	10/6/21		Dibromochloromethane	<	0.5	ug/L	
W-310	10/6/21		Tetrachloroethene		5.7	ug/L	
W-310	10/6/21		Trichloroethene		4.8	ug/L	
W-310	10/6/21		Trichlorofluoromethane	<	0.5	ug/L	
W-310	10/6/21		Trichlorotrifluoroethane		4.4	ug/L	
W-310	10/6/21		Vinyl chloride	<	0.5	ug/L	
W-310	10/6/21		cis-1,2-Dichloroethene	<	0.5	ug/L	
W-310	10/6/21		trans-1,2-Dichloroethene	<	0.5	ug/L	
W-3101	1/12/21		1,1,1-Trichloroethane	<	0.5	ug/L	
W-3101	1/12/21		1,1,2-Trichloroethane	<	0.5	ug/L	
W-3101	1/12/21		1,1-Dichloroethane	<	0.5	ug/L	
W-3101	1/12/21		1,1-Dichloroethene		0.83	ug/L	
W-3101	1/12/21		1,2-Dichloroethane	<	0.5	ug/L	
W-3101	1/12/21		Bromodichloromethane	<	0.5	ug/L	
W-3101	1/12/21		Bromoform	<	0.5	ug/L	
W-3101	1/12/21		Carbon tetrachloride	<	0.5	ug/L	
W-3101	1/12/21		Chloroform		1.3	ug/L	
W-3101	1/12/21		Dibromochloromethane	<	0.5	ug/L	
W-3101	1/12/21		Tetrachloroethene		1.6	ug/L	
W-3101	1/12/21		Trichloroethene		17	ug/L	
W-3101	1/12/21		Trichlorofluoromethane	<	0.5	ug/L	
W-3101	1/12/21		Trichlorotrifluoroethane	<	0.5	ug/L	
W-3101	1/12/21		Vinyl chloride	<	0.5	ug/L	
W-3101	1/12/21		cis-1,2-Dichloroethene	<	0.5	ug/L	
W-3101	1/12/21		trans-1,2-Dichloroethene	<	0.5	ug/L	
W-3101	4/8/21		1,1,1-Trichloroethane	<	0.5	ug/L	
W-3101	4/8/21		1,1,2-Trichloroethane	<	0.5	ug/L	
W-3101	4/8/21		1,1-Dichloroethane	<	0.5	ug/L	
W-3101	4/8/21		1,1-Dichloroethene		0.82	ug/L	
W-3101	4/8/21		1,2-Dichloroethane	<	0.5	ug/L	
W-3101	4/8/21		Bromodichloromethane	<	0.5	ug/L	
W-3101	4/8/21		Bromoform	<	0.5	ug/L	
W-3101	4/8/21		Carbon tetrachloride	<	0.5	ug/L	
W-3101	4/8/21		Chloroform		1.4	ug/L	
W-3101	4/8/21		Dibromochloromethane	<	0.5	ug/L	
W-3101	4/8/21		Tetrachloroethene		1.5	ug/L	
W-3101	4/8/21		Trichloroethene		16	ug/L	
W-3101	4/8/21		Trichlorofluoromethane	<	0.5	ug/L	
W-3101	4/8/21		Trichlorotrifluoroethane	<	0.5	ug/L	
W-3101	4/8/21		Vinyl chloride	<	0.5	ug/L	
W-3101	4/8/21		cis-1,2-Dichloroethene	<	0.5	ug/L	
W-3101	4/8/21		trans-1,2-Dichloroethene	<	0.5	ug/L	
W-3101	7/13/21		1,1,1-Trichloroethane	<	0.5	ug/L	
W-3101	7/13/21		1,1,2-Trichloroethane	<	0.5	ug/L	
W-3101	7/13/21		1,1-Dichloroethane	<	0.5	ug/L	
W-3101	7/13/21		1,1-Dichloroethene		0.71	ug/L	
W-3101	7/13/21		1,2-Dichloroethane	<	0.5	ug/L	
W-3101	7/13/21		Bromodichloromethane	<	0.5	ug/L	
W-3101	7/13/21		Bromoform	<	0.5	ug/L	
W-3101	7/13/21		Carbon tetrachloride	<	0.5	ug/L	
W-3101	7/13/21		Chloroform		1.3	ug/L	
W-3101	7/13/21		Dibromochloromethane	<	0.5	ug/L	
W-3101	7/13/21		Tetrachloroethene		1.5	ug/L	

Attachment 2. Table 1. Groundwater analytical data, Livermore Site, 2021.

Well	Date	Sample Type	Parameter	LOS Indicator	Result	Units	QA Flag
W-3101	7/13/21		Trichloroethene		16	ug/L	
W-3101	7/13/21		Trichlorofluoromethane	<	0.5	ug/L	
W-3101	7/13/21		Trichlorotrifluoroethane	<	0.5	ug/L	
W-3101	7/13/21		Vinyl chloride	<	0.5	ug/L	
W-3101	7/13/21		cis-1,2-Dichloroethene	<	0.5	ug/L	
W-3101	7/13/21		trans-1,2-Dichloroethene	<	0.5	ug/L	
W-3101	10/5/21		1,1,1-Trichloroethane	<	0.5	ug/L	
W-3101	10/5/21		1,1,2-Trichloroethane	<	0.5	ug/L	
W-3101	10/5/21		1,1-Dichloroethane	<	0.5	ug/L	
W-3101	10/5/21		1,1-Dichloroethene		0.71	ug/L	
W-3101	10/5/21		1,2-Dichloroethane	<	0.5	ug/L	
W-3101	10/5/21		Bromodichloromethane	<	0.5	ug/L	
W-3101	10/5/21		Bromoform	<	0.5	ug/L	
W-3101	10/5/21		Carbon tetrachloride	<	0.5	ug/L	
W-3101	10/5/21		Chloroform		1.2	ug/L	
W-3101	10/5/21		Dibromochloromethane	<	0.5	ug/L	
W-3101	10/5/21		Tetrachloroethene		1.3	ug/L	
W-3101	10/5/21		Trichloroethene		14	ug/L	
W-3101	10/5/21		Trichlorofluoromethane	<	0.5	ug/L	
W-3101	10/5/21		Trichlorotrifluoroethane	<	0.5	ug/L	
W-3101	10/5/21		Vinyl chloride	<	0.5	ug/L	
W-3101	10/5/21		cis-1,2-Dichloroethene	<	0.5	ug/L	
W-3101	10/5/21		trans-1,2-Dichloroethene	<	0.5	ug/L	
W-3102	1/12/21		1,1,1-Trichloroethane	<	0.5	ug/L	
W-3102	1/12/21		1,1,2-Trichloroethane	<	0.5	ug/L	
W-3102	1/12/21		1,1-Dichloroethane	<	0.5	ug/L	
W-3102	1/12/21		1,1-Dichloroethene	<	0.5	ug/L	
W-3102	1/12/21		1,2-Dichloroethane	<	0.5	ug/L	
W-3102	1/12/21		Bromodichloromethane	<	0.5	ug/L	
W-3102	1/12/21		Bromoform	<	0.5	ug/L	
W-3102	1/12/21		Carbon tetrachloride	<	0.5	ug/L	
W-3102	1/12/21		Chloroform		1.2	ug/L	
W-3102	1/12/21		Dibromochloromethane	<	0.5	ug/L	
W-3102	1/12/21		Tetrachloroethene	<	0.5	ug/L	
W-3102	1/12/21		Trichloroethene		3.3	ug/L	
W-3102	1/12/21		Trichlorofluoromethane		4.5	ug/L	
W-3102	1/12/21		Trichlorotrifluoroethane	<	0.5	ug/L	
W-3102	1/12/21		Vinyl chloride	<	0.5	ug/L	
W-3102	1/12/21		cis-1,2-Dichloroethene	<	0.5	ug/L	
W-3102	1/12/21		trans-1,2-Dichloroethene	<	0.5	ug/L	
W-3102	4/8/21		1,1,1-Trichloroethane	<	0.5	ug/L	
W-3102	4/8/21		1,1,2-Trichloroethane	<	0.5	ug/L	
W-3102	4/8/21		1,1-Dichloroethane	<	0.5	ug/L	
W-3102	4/8/21		1,1-Dichloroethene	<	0.5	ug/L	
W-3102	4/8/21		1,2-Dichloroethane	<	0.5	ug/L	
W-3102	4/8/21		Bromodichloromethane	<	0.5	ug/L	
W-3102	4/8/21		Bromoform	<	0.5	ug/L	
W-3102	4/8/21		Carbon tetrachloride	<	0.5	ug/L	
W-3102	4/8/21		Chloroform		1.2	ug/L	
W-3102	4/8/21		Dibromochloromethane	<	0.5	ug/L	
W-3102	4/8/21		Tetrachloroethene	<	0.5	ug/L	
W-3102	4/8/21		Trichloroethene		2.8	ug/L	
W-3102	4/8/21		Trichlorofluoromethane		4.4	ug/L	
W-3102	4/8/21		Trichlorotrifluoroethane	<	0.5	ug/L	
W-3102	4/8/21		Vinyl chloride	<	0.5	ug/L	
W-3102	4/8/21		cis-1,2-Dichloroethene	<	0.5	ug/L	
W-3102	4/8/21		trans-1,2-Dichloroethene	<	0.5	ug/L	
W-3102	7/13/21		1,1,1-Trichloroethane	<	0.5	ug/L	
W-3102	7/13/21		1,1,2-Trichloroethane	<	0.5	ug/L	
W-3102	7/13/21		1,1-Dichloroethane	<	0.5	ug/L	

Attachment 2. Table 1. Groundwater analytical data, Livermore Site, 2021.

Well	Date	Sample Type	Parameter	LOS Indicator	Result	Units	QA Flag
W-3102	7/13/21		1,1-Dichloroethene	<	0.5	ug/L	
W-3102	7/13/21		1,2-Dichloroethane	<	0.5	ug/L	
W-3102	7/13/21		Bromodichloromethane	<	0.5	ug/L	
W-3102	7/13/21		Bromoform	<	0.5	ug/L	
W-3102	7/13/21		Carbon tetrachloride	<	0.5	ug/L	
W-3102	7/13/21		Chloroform		1.4	ug/L	
W-3102	7/13/21		Dibromochloromethane	<	0.5	ug/L	
W-3102	7/13/21		Tetrachloroethene	<	0.5	ug/L	
W-3102	7/13/21		Trichloroethene		3	ug/L	
W-3102	7/13/21		Trichlorofluoromethane		4.7	ug/L	
W-3102	7/13/21		Trichlorotrifluoroethane	<	0.5	ug/L	
W-3102	7/13/21		Vinyl chloride	<	0.5	ug/L	
W-3102	7/13/21		cis-1,2-Dichloroethene	<	0.5	ug/L	
W-3102	7/13/21		trans-1,2-Dichloroethene	<	0.5	ug/L	
W-3102	10/5/21		1,1,1-Trichloroethane	<	0.5	ug/L	
W-3102	10/5/21		1,1,2-Trichloroethane	<	0.5	ug/L	
W-3102	10/5/21		1,1-Dichloroethane	<	0.5	ug/L	
W-3102	10/5/21		1,1-Dichloroethene	<	0.5	ug/L	
W-3102	10/5/21		1,2-Dichloroethane	<	0.5	ug/L	
W-3102	10/5/21		Bromodichloromethane	<	0.5	ug/L	
W-3102	10/5/21		Bromoform	<	0.5	ug/L	
W-3102	10/5/21		Carbon tetrachloride	<	0.5	ug/L	
W-3102	10/5/21		Chloroform		1.6	ug/L	
W-3102	10/5/21		Dibromochloromethane	<	0.5	ug/L	
W-3102	10/5/21		Tetrachloroethene	<	0.5	ug/L	
W-3102	10/5/21		Trichloroethene		2.9	ug/L	
W-3102	10/5/21		Trichlorofluoromethane		4.9	ug/L	
W-3102	10/5/21		Trichlorotrifluoroethane	<	0.5	ug/L	
W-3102	10/5/21		Vinyl chloride	<	0.5	ug/L	
W-3102	10/5/21		cis-1,2-Dichloroethene	<	0.5	ug/L	
W-3102	10/5/21		trans-1,2-Dichloroethene	<	0.5	ug/L	
W-3103	4/15/21		1,1,1-Trichloroethane	<	0.5	ug/L	
W-3103	4/15/21		1,1,2-Trichloroethane	<	0.5	ug/L	
W-3103	4/15/21		1,1-Dichloroethane	<	0.5	ug/L	
W-3103	4/15/21		1,1-Dichloroethene	<	0.5	ug/L	
W-3103	4/15/21		1,2-Dichloroethane	<	0.5	ug/L	
W-3103	4/15/21		Bromodichloromethane	<	0.5	ug/L	
W-3103	4/15/21		Bromoform	<	0.5	ug/L	
W-3103	4/15/21		Carbon tetrachloride	<	0.5	ug/L	
W-3103	4/15/21		Chloroform		2.1	ug/L	
W-3103	4/15/21		Dibromochloromethane	<	0.5	ug/L	
W-3103	4/15/21		Tetrachloroethene	<	0.5	ug/L	
W-3103	4/15/21		Trichloroethene		1.7	ug/L	
W-3103	4/15/21		Trichlorofluoromethane		4.3	ug/L	
W-3103	4/15/21		Trichlorotrifluoroethane		0.82	ug/L	
W-3103	4/15/21		Vinyl chloride	<	0.5	ug/L	
W-3103	4/15/21		cis-1,2-Dichloroethene	<	0.5	ug/L	
W-3103	4/15/21		trans-1,2-Dichloroethene	<	0.5	ug/L	
W-3104	10/6/21		1,1,1-Trichloroethane	<	0.5	ug/L	
W-3104	10/6/21		1,1,2-Trichloroethane	<	0.5	ug/L	
W-3104	10/6/21		1,1-Dichloroethane	<	0.5	ug/L	
W-3104	10/6/21		1,1-Dichloroethene	<	0.5	ug/L	
W-3104	10/6/21		1,2-Dichloroethane	<	0.5	ug/L	
W-3104	10/6/21		Bromodichloromethane	<	0.5	ug/L	
W-3104	10/6/21		Bromoform	<	0.5	ug/L	
W-3104	10/6/21		Carbon tetrachloride	<	0.5	ug/L	
W-3104	10/6/21		Chloroform	<	0.5	ug/L	
W-3104	10/6/21		Dibromochloromethane	<	0.5	ug/L	
W-3104	10/6/21		Tetrachloroethene	<	0.5	ug/L	
W-3104	10/6/21		Trichloroethene	<	0.5	ug/L	

Attachment 2. Table 1. Groundwater analytical data, Livermore Site, 2021.

Well	Date	Sample Type	Parameter	LOS Indicator	Result	Units	QA Flag
W-3104	10/6/21		Trichlorofluoromethane	<	0.5	ug/L	
W-3104	10/6/21		Trichlorotrifluoroethane	<	0.5	ug/L	
W-3104	10/6/21		Vinyl chloride	<	0.5	ug/L	
W-3104	10/6/21		cis-1,2-Dichloroethene	<	0.5	ug/L	
W-3104	10/6/21		trans-1,2-Dichloroethene	<	0.5	ug/L	
W-3105	3/15/21		1,1,1-Trichloroethane	<	0.5	ug/L	
W-3105	3/15/21		1,1,2-Trichloroethane	<	0.5	ug/L	
W-3105	3/15/21		1,1-Dichloroethane	<	0.5	ug/L	
W-3105	3/15/21		1,1-Dichloroethene	<	0.5	ug/L	
W-3105	3/15/21		1,2-Dichloroethane	<	0.5	ug/L	
W-3105	3/15/21		Bromodichloromethane	<	0.5	ug/L	
W-3105	3/15/21		Bromoform	<	0.5	ug/L	
W-3105	3/15/21		Carbon tetrachloride	<	0.5	ug/L	
W-3105	3/15/21		Chloroform	<	0.5	ug/L	
W-3105	3/15/21		Dibromochloromethane	<	0.5	ug/L	
W-3105	3/15/21		Tetrachloroethene	<	0.5	ug/L	
W-3105	3/15/21		Trichloroethene		1.6	ug/L	
W-3105	3/15/21		Trichlorofluoromethane	<	0.5	ug/L	
W-3105	3/15/21		Trichlorotrifluoroethane	<	0.5	ug/L	
W-3105	3/15/21		Vinyl chloride	<	0.5	ug/L	
W-3105	3/15/21		cis-1,2-Dichloroethene	<	0.5	ug/L	
W-3105	3/15/21		trans-1,2-Dichloroethene	<	0.5	ug/L	
W-3106	7/21/21		1,1,1-Trichloroethane	<	0.5	ug/L	
W-3106	7/21/21		1,1,2-Trichloroethane	<	0.5	ug/L	
W-3106	7/21/21		1,1-Dichloroethane	<	0.5	ug/L	
W-3106	7/21/21		1,1-Dichloroethene		5	ug/L	
W-3106	7/21/21		1,2-Dichloroethane		0.85	ug/L	
W-3106	7/21/21		Bromodichloromethane	<	0.5	ug/L	
W-3106	7/21/21		Bromoform	<	0.5	ug/L	
W-3106	7/21/21		Carbon tetrachloride		0.58	ug/L	
W-3106	7/21/21		Chloroform		4.8	ug/L	
W-3106	7/21/21		Dibromochloromethane	<	0.5	ug/L	
W-3106	7/21/21		Tetrachloroethene		9.2	ug/L	
W-3106	7/21/21		Trichloroethene		84	ug/L	
W-3106	7/21/21		Trichlorofluoromethane	<	0.5	ug/L	
W-3106	7/21/21		Trichlorotrifluoroethane		1.1	ug/L	
W-3106	7/21/21		Vinyl chloride	<	0.5	ug/L	
W-3106	7/21/21		cis-1,2-Dichloroethene	<	0.5	ug/L	
W-3106	7/21/21		trans-1,2-Dichloroethene	<	0.5	ug/L	
W-3106	7/21/21	DUP	1,1,1-Trichloroethane	<	0.5	ug/L	
W-3106	7/21/21	DUP	1,1,2-Trichloroethane	<	0.5	ug/L	
W-3106	7/21/21	DUP	1,1-Dichloroethane	<	0.5	ug/L	
W-3106	7/21/21	DUP	1,1-Dichloroethene		5.2	ug/L	
W-3106	7/21/21	DUP	1,2-Dichloroethane		0.93	ug/L	
W-3106	7/21/21	DUP	Bromodichloromethane	<	0.5	ug/L	
W-3106	7/21/21	DUP	Bromoform	<	0.5	ug/L	
W-3106	7/21/21	DUP	Carbon tetrachloride		0.58	ug/L	
W-3106	7/21/21	DUP	Chloroform		5.3	ug/L	
W-3106	7/21/21	DUP	Dibromochloromethane	<	0.5	ug/L	
W-3106	7/21/21	DUP	Tetrachloroethene		9.7	ug/L	
W-3106	7/21/21	DUP	Trichloroethene		89	ug/L	
W-3106	7/21/21	DUP	Trichlorofluoromethane	<	0.5	ug/L	
W-3106	7/21/21	DUP	Trichlorotrifluoroethane		1.1	ug/L	
W-3106	7/21/21	DUP	Vinyl chloride	<	0.5	ug/L	
W-3106	7/21/21	DUP	cis-1,2-Dichloroethene	<	0.5	ug/L	
W-3106	7/21/21	DUP	trans-1,2-Dichloroethene	<	0.5	ug/L	
W-3107	1/11/21		1,1,1-Trichloroethane	<	0.5	ug/L	
W-3107	1/11/21		1,1,2-Trichloroethane	<	0.5	ug/L	
W-3107	1/11/21		1,1-Dichloroethane	<	0.5	ug/L	
W-3107	1/11/21		1,1-Dichloroethene		3.7	ug/L	

Attachment 2. Table 1. Groundwater analytical data, Livermore Site, 2021.

Well	Date	Sample Type	Parameter	LOS Indicator	Result	Units	QA Flag
W-3107	1/11/21		1,2-Dichloroethane	<	0.5	ug/L	
W-3107	1/11/21		Bromodichloromethane	<	0.5	ug/L	
W-3107	1/11/21		Bromoform	<	0.5	ug/L	
W-3107	1/11/21		Carbon tetrachloride	<	0.5	ug/L	
W-3107	1/11/21		Chloroform		3.7	ug/L	
W-3107	1/11/21		Chromium		0.023	mg/L	
W-3107	1/11/21		Dibromochloromethane	<	0.5	ug/L	
W-3107	1/11/21		Tetrachloroethene	<	0.5	ug/L	
W-3107	1/11/21		Trichloroethene		17	ug/L	
W-3107	1/11/21		Trichlorofluoromethane	<	0.5	ug/L	
W-3107	1/11/21		Trichlorotrifluoroethane		16	ug/L	
W-3107	1/11/21		Vinyl chloride	<	0.5	ug/L	
W-3107	1/11/21		cis-1,2-Dichloroethene	<	0.5	ug/L	
W-3107	1/11/21		trans-1,2-Dichloroethene	<	0.5	ug/L	
W-3107	1/21/21		1,1,1-Trichloroethane	<	0.5	ug/L	
W-3107	1/21/21		1,1,2-Trichloroethane	<	0.5	ug/L	
W-3107	1/21/21		1,1-Dichloroethane	<	0.5	ug/L	
W-3107	1/21/21		1,1-Dichloroethene		2.7	ug/L	
W-3107	1/21/21		1,2-Dichloroethane	<	0.5	ug/L	
W-3107	1/21/21		Bromodichloromethane	<	0.5	ug/L	
W-3107	1/21/21		Bromoform	<	0.5	ug/L	
W-3107	1/21/21		Carbon tetrachloride	<	0.5	ug/L	
W-3107	1/21/21		Chloroform		3.1	ug/L	
W-3107	1/21/21		Dibromochloromethane	<	0.5	ug/L	
W-3107	1/21/21		Tetrachloroethene	<	0.5	ug/L	
W-3107	1/21/21		Trichloroethene		14	ug/L	
W-3107	1/21/21		Trichlorofluoromethane	<	0.5	ug/L	
W-3107	1/21/21		Trichlorotrifluoroethane		11	ug/L	
W-3107	1/21/21		Vinyl chloride	<	0.5	ug/L	
W-3107	1/21/21		cis-1,2-Dichloroethene	<	0.5	ug/L	
W-3107	1/21/21		trans-1,2-Dichloroethene	<	0.5	ug/L	
W-3107	1/21/21		Chromium		0.022	mg/L	
W-3107	1/21/21		Hexavalent Chromium		0.027	mg/L	
W-3107	1/21/21		Lead	<	0.005	mg/L	
W-3107	2/17/21		1,1,1-Trichloroethane	<	0.5	ug/L	
W-3107	2/17/21		1,1,2-Trichloroethane	<	0.5	ug/L	
W-3107	2/17/21		1,1-Dichloroethane	<	0.5	ug/L	
W-3107	2/17/21		1,1-Dichloroethene		3.4	ug/L	
W-3107	2/17/21		1,2-Dichloroethane	<	0.5	ug/L	
W-3107	2/17/21		Bromodichloromethane	<	0.5	ug/L	
W-3107	2/17/21		Bromoform	<	0.5	ug/L	
W-3107	2/17/21		Carbon tetrachloride	<	0.5	ug/L	
W-3107	2/17/21		Chloroform		3.6	ug/L	
W-3107	2/17/21		Dibromochloromethane	<	0.5	ug/L	
W-3107	2/17/21		Tetrachloroethene	<	0.5	ug/L	
W-3107	2/17/21		Trichloroethene		16	ug/L	
W-3107	2/17/21		Trichlorofluoromethane	<	0.5	ug/L	
W-3107	2/17/21		Trichlorotrifluoroethane		15	ug/L	
W-3107	2/17/21		Vinyl chloride	<	0.5	ug/L	
W-3107	2/17/21		cis-1,2-Dichloroethene	<	0.5	ug/L	
W-3107	2/17/21		trans-1,2-Dichloroethene	<	0.5	ug/L	
W-3107	2/17/21		Chromium		0.022	mg/L	
W-3107	2/17/21		Hexavalent Chromium		0.03	mg/L	
W-3107	2/17/21		Lead	<	0.005	mg/L	
W-3107	3/18/21		1,1,1-Trichloroethane	<	0.5	ug/L	
W-3107	3/18/21		1,1,2-Trichloroethane	<	0.5	ug/L	
W-3107	3/18/21		1,1-Dichloroethane	<	0.5	ug/L	
W-3107	3/18/21		1,1-Dichloroethene		3.6	ug/L	
W-3107	3/18/21		1,2-Dichloroethane	<	0.5	ug/L	
W-3107	3/18/21		Bromodichloromethane	<	0.5	ug/L	

Attachment 2. Table 1. Groundwater analytical data, Livermore Site, 2021.

Well	Date	Sample Type	Parameter	LOS Indicator	Result	Units	QA Flag
W-3107	3/18/21		Bromoform	<	0.5	ug/L	
W-3107	3/18/21		Carbon tetrachloride	<	0.5	ug/L	
W-3107	3/18/21		Chloroform		4	ug/L	
W-3107	3/18/21		Dibromochloromethane	<	0.5	ug/L	
W-3107	3/18/21		Tetrachloroethene	<	0.5	ug/L	
W-3107	3/18/21		Trichloroethene		17	ug/L	
W-3107	3/18/21		Trichlorofluoromethane	<	0.5	ug/L	
W-3107	3/18/21		Trichlorotrifluoroethane		15	ug/L	
W-3107	3/18/21		Vinyl chloride	<	0.5	ug/L	
W-3107	3/18/21		cis-1,2-Dichloroethene	<	0.5	ug/L	
W-3107	3/18/21		trans-1,2-Dichloroethene	<	0.5	ug/L	
W-3107	3/18/21		Chromium		0.026	mg/L	
W-3107	3/18/21		Hexavalent Chromium		0.028	mg/L	
W-3107	3/18/21		Lead	<	0.005	mg/L	
W-3107	4/14/21		1,1,1-Trichloroethane	<	0.5	ug/L	
W-3107	4/14/21		1,1,2-Trichloroethane	<	0.5	ug/L	
W-3107	4/14/21		1,1-Dichloroethane	<	0.5	ug/L	
W-3107	4/14/21		1,1-Dichloroethene		3.8	ug/L	
W-3107	4/14/21		1,2-Dichloroethane	<	0.5	ug/L	
W-3107	4/14/21		Bromodichloromethane	<	0.5	ug/L	
W-3107	4/14/21		Bromoform	<	0.5	ug/L	
W-3107	4/14/21		Carbon tetrachloride	<	0.5	ug/L	
W-3107	4/14/21		Chloroform		4.2	ug/L	
W-3107	4/14/21		Dibromochloromethane	<	0.5	ug/L	
W-3107	4/14/21		Tetrachloroethene	<	0.5	ug/L	
W-3107	4/14/21		Trichloroethene		17	ug/L	
W-3107	4/14/21		Trichlorofluoromethane	<	0.5	ug/L	
W-3107	4/14/21		Trichlorotrifluoroethane		15	ug/L	
W-3107	4/14/21		Vinyl chloride	<	0.5	ug/L	
W-3107	4/14/21		cis-1,2-Dichloroethene	<	0.5	ug/L	
W-3107	4/14/21		trans-1,2-Dichloroethene	<	0.5	ug/L	
W-3107	4/27/21		1,1,1-Trichloroethane	<	0.5	ug/L	
W-3107	4/27/21		1,1,2-Trichloroethane	<	0.5	ug/L	
W-3107	4/27/21		1,1-Dichloroethane	<	0.5	ug/L	
W-3107	4/27/21		1,1-Dichloroethene		3.5	ug/L	
W-3107	4/27/21		1,2-Dichloroethane	<	0.5	ug/L	
W-3107	4/27/21		Bromodichloromethane	<	0.5	ug/L	
W-3107	4/27/21		Bromoform	<	0.5	ug/L	
W-3107	4/27/21		Carbon tetrachloride	<	0.5	ug/L	
W-3107	4/27/21		Chloroform		3.8	ug/L	
W-3107	4/27/21		Dibromochloromethane	<	0.5	ug/L	
W-3107	4/27/21		Tetrachloroethene	<	0.5	ug/L	
W-3107	4/27/21		Trichloroethene		17	ug/L	
W-3107	4/27/21		Trichlorofluoromethane	<	0.5	ug/L	
W-3107	4/27/21		Trichlorotrifluoroethane		13	ug/L	
W-3107	4/27/21		Vinyl chloride	<	0.5	ug/L	
W-3107	4/27/21		cis-1,2-Dichloroethene	<	0.5	ug/L	
W-3107	4/27/21		trans-1,2-Dichloroethene	<	0.5	ug/L	
W-3107	4/27/21		Chromium		0.023	mg/L	
W-3107	4/27/21		Hexavalent Chromium		0.027	mg/L	
W-3107	4/27/21		Lead	<	0.005	mg/L	
W-3107	5/19/21		1,1,1-Trichloroethane	<	0.5	ug/L	
W-3107	5/19/21		1,1,2-Trichloroethane	<	0.5	ug/L	
W-3107	5/19/21		1,1-Dichloroethane	<	0.5	ug/L	
W-3107	5/19/21		1,1-Dichloroethene		3.4	ug/L	
W-3107	5/19/21		1,2-Dichloroethane	<	0.5	ug/L	
W-3107	5/19/21		Bromodichloromethane	<	0.5	ug/L	
W-3107	5/19/21		Bromoform	<	0.5	ug/L	
W-3107	5/19/21		Carbon tetrachloride	<	0.5	ug/L	
W-3107	5/19/21		Chloroform		3.9	ug/L	

Attachment 2. Table 1. Groundwater analytical data, Livermore Site, 2021.

Well	Date	Sample Type	Parameter	LOS Indicator	Result	Units	QA Flag
W-3107	5/19/21		Dibromochloromethane	<	0.5	ug/L	
W-3107	5/19/21		Tetrachloroethene	<	0.5	ug/L	
W-3107	5/19/21		Trichloroethene		16	ug/L	
W-3107	5/19/21		Trichlorofluoromethane	<	0.5	ug/L	
W-3107	5/19/21		Trichlorotrifluoroethane		14	ug/L	
W-3107	5/19/21		Vinyl chloride	<	0.5	ug/L	
W-3107	5/19/21		cis-1,2-Dichloroethene	<	0.5	ug/L	
W-3107	5/19/21		trans-1,2-Dichloroethene	<	0.5	ug/L	
W-3107	5/19/21		Chromium		0.022	mg/L	
W-3107	5/19/21		Hexavalent Chromium		0.026	mg/L	
W-3107	5/19/21		Lead	<	0.005	mg/L	
W-3107	6/23/21		1,1,1-Trichloroethane	<	0.5	ug/L	
W-3107	6/23/21		1,1,2-Trichloroethane	<	0.5	ug/L	
W-3107	6/23/21		1,1-Dichloroethane	<	0.5	ug/L	
W-3107	6/23/21		1,1-Dichloroethene		3.5	ug/L	
W-3107	6/23/21		1,2-Dichloroethane	<	0.5	ug/L	
W-3107	6/23/21		Bromodichloromethane	<	0.5	ug/L	
W-3107	6/23/21		Bromoform	<	0.5	ug/L	
W-3107	6/23/21		Carbon tetrachloride	<	0.5	ug/L	
W-3107	6/23/21		Chloroform		4.1	ug/L	
W-3107	6/23/21		Dibromochloromethane	<	0.5	ug/L	
W-3107	6/23/21		Tetrachloroethene	<	0.5	ug/L	
W-3107	6/23/21		Trichloroethene		17	ug/L	
W-3107	6/23/21		Trichlorofluoromethane	<	0.5	ug/L	
W-3107	6/23/21		Trichlorotrifluoroethane		13	ug/L	
W-3107	6/23/21		Vinyl chloride	<	0.5	ug/L	
W-3107	6/23/21		cis-1,2-Dichloroethene	<	0.5	ug/L	
W-3107	6/23/21		trans-1,2-Dichloroethene	<	0.5	ug/L	
W-3107	6/23/21		Chromium		0.026	mg/L	
W-3107	6/23/21		Hexavalent Chromium		0.028	mg/L	
W-3107	6/23/21		Lead	<	0.005	mg/L	
W-3107	7/7/21		1,1,1-Trichloroethane	<	0.5	ug/L	
W-3107	7/7/21		1,1,2-Trichloroethane	<	0.5	ug/L	
W-3107	7/7/21		1,1-Dichloroethane	<	0.5	ug/L	
W-3107	7/7/21		1,1-Dichloroethene		3.7	ug/L	
W-3107	7/7/21		1,2-Dichloroethane	<	0.5	ug/L	
W-3107	7/7/21		Bromodichloromethane	<	0.5	ug/L	
W-3107	7/7/21		Bromoform	<	0.5	ug/L	
W-3107	7/7/21		Carbon tetrachloride	<	0.5	ug/L	
W-3107	7/7/21		Chloroform		4	ug/L	
W-3107	7/7/21		Chromium		0.024	mg/L	
W-3107	7/7/21		Dibromochloromethane	<	0.5	ug/L	
W-3107	7/7/21		Tetrachloroethene	<	0.5	ug/L	
W-3107	7/7/21		Trichloroethene		18	ug/L	
W-3107	7/7/21		Trichlorofluoromethane	<	0.5	ug/L	
W-3107	7/7/21		Trichlorotrifluoroethane		12	ug/L	
W-3107	7/7/21		Vinyl chloride	<	0.5	ug/L	
W-3107	7/7/21		cis-1,2-Dichloroethene	<	0.5	ug/L	
W-3107	7/7/21		trans-1,2-Dichloroethene	<	0.5	ug/L	
W-3107	7/20/21		1,1,1-Trichloroethane	<	0.5	ug/L	
W-3107	7/20/21		1,1,2-Trichloroethane	<	0.5	ug/L	
W-3107	7/20/21		1,1-Dichloroethane	<	0.5	ug/L	
W-3107	7/20/21		1,1-Dichloroethene		3.7	ug/L	
W-3107	7/20/21		1,2-Dichloroethane	<	0.5	ug/L	
W-3107	7/20/21		Bromodichloromethane	<	0.5	ug/L	
W-3107	7/20/21		Bromoform	<	0.5	ug/L	
W-3107	7/20/21		Carbon tetrachloride	<	0.5	ug/L	
W-3107	7/20/21		Chloroform		3.9	ug/L	
W-3107	7/20/21		Dibromochloromethane	<	0.5	ug/L	
W-3107	7/20/21		Tetrachloroethene	<	0.5	ug/L	

Attachment 2. Table 1. Groundwater analytical data, Livermore Site, 2021.

Well	Date	Sample Type	Parameter	LOS Indicator	Result	Units	QA Flag
W-3107	7/20/21		Trichloroethene		19	ug/L	
W-3107	7/20/21		Trichlorofluoromethane	<	0.5	ug/L	
W-3107	7/20/21		Trichlorotrifluoroethane		12	ug/L	
W-3107	7/20/21		Vinyl chloride	<	0.5	ug/L	
W-3107	7/20/21		cis-1,2-Dichloroethene	<	0.5	ug/L	
W-3107	7/20/21		trans-1,2-Dichloroethene	<	0.5	ug/L	
W-3107	7/20/21		Chromium		0.028	mg/L	
W-3107	7/20/21		Hexavalent Chromium		0.03	mg/L	L
W-3107	7/20/21		Lead	<	0.005	mg/L	
W-3107	8/17/21		1,1,1-Trichloroethane	<	0.5	ug/L	
W-3107	8/17/21		1,1,2-Trichloroethane	<	0.5	ug/L	
W-3107	8/17/21		1,1-Dichloroethane	<	0.5	ug/L	
W-3107	8/17/21		1,1-Dichloroethene		3	ug/L	
W-3107	8/17/21		1,2-Dichloroethane	<	0.5	ug/L	
W-3107	8/17/21		Bromodichloromethane	<	0.5	ug/L	
W-3107	8/17/21		Bromoform	<	0.5	ug/L	
W-3107	8/17/21		Carbon tetrachloride	<	0.5	ug/L	
W-3107	8/17/21		Chloroform		4	ug/L	
W-3107	8/17/21		Dibromochloromethane	<	0.5	ug/L	
W-3107	8/17/21		Tetrachloroethene	<	0.5	ug/L	
W-3107	8/17/21		Trichloroethene		17	ug/L	
W-3107	8/17/21		Trichlorofluoromethane	<	0.5	ug/L	
W-3107	8/17/21		Trichlorotrifluoroethane		9.3	ug/L	
W-3107	8/17/21		Vinyl chloride	<	0.5	ug/L	
W-3107	8/17/21		cis-1,2-Dichloroethene	<	0.5	ug/L	
W-3107	8/17/21		trans-1,2-Dichloroethene	<	0.5	ug/L	
W-3107	8/17/21		Chromium		0.024	mg/L	
W-3107	8/17/21		Hexavalent Chromium		0.029	mg/L	
W-3107	8/17/21		Lead	<	0.005	mg/L	
W-3107	9/22/21		1,1,1-Trichloroethane	<	0.5	ug/L	
W-3107	9/22/21		1,1,2-Trichloroethane	<	0.5	ug/L	
W-3107	9/22/21		1,1-Dichloroethane	<	0.5	ug/L	
W-3107	9/22/21		1,1-Dichloroethene		3.8	ug/L	
W-3107	9/22/21		1,2-Dichloroethane	<	0.5	ug/L	
W-3107	9/22/21		Bromodichloromethane	<	0.5	ug/L	
W-3107	9/22/21		Bromoform	<	0.5	ug/L	
W-3107	9/22/21		Carbon tetrachloride	<	0.5	ug/L	
W-3107	9/22/21		Chloroform		4.1	ug/L	
W-3107	9/22/21		Dibromochloromethane	<	0.5	ug/L	
W-3107	9/22/21		Tetrachloroethene	<	0.5	ug/L	
W-3107	9/22/21		Trichloroethene		20	ug/L	
W-3107	9/22/21		Trichlorofluoromethane	<	0.5	ug/L	
W-3107	9/22/21		Trichlorotrifluoroethane		12	ug/L	
W-3107	9/22/21		Vinyl chloride	<	0.5	ug/L	
W-3107	9/22/21		cis-1,2-Dichloroethene	<	0.5	ug/L	
W-3107	9/22/21		trans-1,2-Dichloroethene	<	0.5	ug/L	
W-3107	9/22/21		Chromium		0.026	mg/L	
W-3107	9/22/21		Hexavalent Chromium		0.031	mg/L	
W-3107	9/22/21		Lead	<	0.005	mg/L	
W-3107	10/5/21		1,1,1-Trichloroethane	<	0.5	ug/L	
W-3107	10/5/21		1,1,2-Trichloroethane	<	0.5	ug/L	
W-3107	10/5/21		1,1-Dichloroethane	<	0.5	ug/L	
W-3107	10/5/21		1,1-Dichloroethene		4.1	ug/L	
W-3107	10/5/21		1,2-Dichloroethane	<	0.5	ug/L	
W-3107	10/5/21		Bromodichloromethane	<	0.5	ug/L	
W-3107	10/5/21		Bromoform	<	0.5	ug/L	
W-3107	10/5/21		Carbon tetrachloride	<	0.5	ug/L	
W-3107	10/5/21		Chloroform		4	ug/L	
W-3107	10/5/21		Dibromochloromethane	<	0.5	ug/L	
W-3107	10/5/21		Tetrachloroethene	<	0.5	ug/L	

Attachment 2. Table 1. Groundwater analytical data, Livermore Site, 2021.

Well	Date	Sample Type	Parameter	LOS Indicator	Result	Units	QA Flag
W-3107	10/5/21		Trichloroethene		21	ug/L	
W-3107	10/5/21		Trichlorofluoromethane	<	0.5	ug/L	
W-3107	10/5/21		Trichlorotrifluoroethane		11	ug/L	
W-3107	10/5/21		Vinyl chloride	<	0.5	ug/L	
W-3107	10/5/21		cis-1,2-Dichloroethene	<	0.5	ug/L	
W-3107	10/5/21		trans-1,2-Dichloroethene	<	0.5	ug/L	
W-3107	10/26/21		1,1,1-Trichloroethane	<	0.5	ug/L	
W-3107	10/26/21		1,1,2-Trichloroethane	<	0.5	ug/L	
W-3107	10/26/21		1,1-Dichloroethane	<	0.5	ug/L	
W-3107	10/26/21		1,1-Dichloroethene		3.5	ug/L	
W-3107	10/26/21		1,2-Dichloroethane	<	0.5	ug/L	
W-3107	10/26/21		Bromodichloromethane	<	0.5	ug/L	
W-3107	10/26/21		Bromoform	<	0.5	ug/L	
W-3107	10/26/21		Carbon tetrachloride	<	0.5	ug/L	
W-3107	10/26/21		Chloroform		4	ug/L	
W-3107	10/26/21		Dibromochloromethane	<	0.5	ug/L	
W-3107	10/26/21		Tetrachloroethene	<	0.5	ug/L	
W-3107	10/26/21		Trichloroethene		19	ug/L	
W-3107	10/26/21		Trichlorofluoromethane	<	0.5	ug/L	
W-3107	10/26/21		Trichlorotrifluoroethane		9.8	ug/L	
W-3107	10/26/21		Vinyl chloride	<	0.5	ug/L	
W-3107	10/26/21		cis-1,2-Dichloroethene	<	0.5	ug/L	
W-3107	10/26/21		trans-1,2-Dichloroethene	<	0.5	ug/L	
W-3107	10/26/21		Chromium		0.023	mg/L	
W-3107	10/26/21		Hexavalent Chromium		0.03	mg/L	
W-3107	10/26/21		Lead	<	0.005	mg/L	
W-3107	11/17/21		1,1,1-Trichloroethane	<	0.5	ug/L	
W-3107	11/17/21		1,1,2-Trichloroethane	<	0.5	ug/L	
W-3107	11/17/21		1,1-Dichloroethane	<	0.5	ug/L	
W-3107	11/17/21		1,1-Dichloroethene		4	ug/L	
W-3107	11/17/21		1,2-Dichloroethane	<	0.5	ug/L	
W-3107	11/17/21		Bromodichloromethane	<	0.5	ug/L	
W-3107	11/17/21		Bromoform	<	0.5	ug/L	
W-3107	11/17/21		Carbon tetrachloride	<	0.5	ug/L	
W-3107	11/17/21		Chloroform		4.4	ug/L	
W-3107	11/17/21		Dibromochloromethane	<	0.5	ug/L	
W-3107	11/17/21		Tetrachloroethene	<	0.5	ug/L	
W-3107	11/17/21		Trichloroethene		21	ug/L	
W-3107	11/17/21		Trichlorofluoromethane	<	0.5	ug/L	
W-3107	11/17/21		Trichlorotrifluoroethane		11	ug/L	
W-3107	11/17/21		Vinyl chloride	<	0.5	ug/L	
W-3107	11/17/21		cis-1,2-Dichloroethene	<	0.5	ug/L	
W-3107	11/17/21		trans-1,2-Dichloroethene	<	0.5	ug/L	
W-3107	11/17/21		Chromium		0.024	mg/L	
W-3107	11/17/21		Hexavalent Chromium		0.029	mg/L	
W-3107	11/17/21		Lead	<	0.005	mg/L	
W-3107	12/20/21		1,1,1-Trichloroethane	<	0.5	ug/L	
W-3107	12/20/21		1,1,2-Trichloroethane	<	0.5	ug/L	
W-3107	12/20/21		1,1-Dichloroethane	<	0.5	ug/L	
W-3107	12/20/21		1,1-Dichloroethene		3.6	ug/L	
W-3107	12/20/21		1,2-Dichloroethane	<	0.5	ug/L	
W-3107	12/20/21		Bromodichloromethane	<	0.5	ug/L	
W-3107	12/20/21		Bromoform	<	0.5	ug/L	
W-3107	12/20/21		Carbon tetrachloride	<	0.5	ug/L	
W-3107	12/20/21		Chloroform		4.1	ug/L	
W-3107	12/20/21		Dibromochloromethane	<	0.5	ug/L	
W-3107	12/20/21		Tetrachloroethene	<	0.5	ug/L	
W-3107	12/20/21		Trichloroethene		20	ug/L	
W-3107	12/20/21		Trichlorofluoromethane	<	0.5	ug/L	
W-3107	12/20/21		Trichlorotrifluoroethane		9.2	ug/L	

Attachment 2. Table 1. Groundwater analytical data, Livermore Site, 2021.

Well	Date	Sample Type	Parameter	LOS Indicator	Result	Units	QA Flag
W-3107	12/20/21		Vinyl chloride	<	0.5	ug/L	
W-3107	12/20/21		cis-1,2-Dichloroethene	<	0.5	ug/L	
W-3107	12/20/21		trans-1,2-Dichloroethene	<	0.5	ug/L	
W-3107	12/20/21		Chromium		0.034	mg/L	
W-3107	12/20/21		Hexavalent Chromium		0.033	mg/L	
W-3107	12/20/21		Lead	<	0.005	mg/L	
W-311	2/4/21		1,1,1-Trichloroethane	<	0.5	ug/L	
W-311	2/4/21		1,1,2-Trichloroethane	<	0.5	ug/L	
W-311	2/4/21		1,1-Dichloroethane	<	0.5	ug/L	
W-311	2/4/21		1,1-Dichloroethene	<	0.5	ug/L	
W-311	2/4/21		1,2-Dichloroethane	<	0.5	ug/L	
W-311	2/4/21		Bromodichloromethane	<	0.5	ug/L	
W-311	2/4/21		Bromoform	<	0.5	ug/L	
W-311	2/4/21		Carbon tetrachloride	<	0.5	ug/L	
W-311	2/4/21		Chloroform		5.8	ug/L	
W-311	2/4/21		Dibromochloromethane	<	0.5	ug/L	
W-311	2/4/21		Tetrachloroethene	<	0.5	ug/L	
W-311	2/4/21		Trichloroethene		6.1	ug/L	
W-311	2/4/21		Trichlorofluoromethane		23	ug/L	
W-311	2/4/21		Trichlorotrifluoroethane	<	0.5	ug/L	
W-311	2/4/21		Vinyl chloride	<	0.5	ug/L	
W-311	2/4/21		cis-1,2-Dichloroethene	<	0.5	ug/L	
W-311	2/4/21		trans-1,2-Dichloroethene	<	0.5	ug/L	
W-313	3/16/21		1,1,1-Trichloroethane	<	0.5	ug/L	
W-313	3/16/21		1,1,2-Trichloroethane	<	0.5	ug/L	
W-313	3/16/21		1,1-Dichloroethane	<	0.5	ug/L	
W-313	3/16/21		1,1-Dichloroethene	<	0.5	ug/L	
W-313	3/16/21		1,2-Dichloroethane	<	0.5	ug/L	
W-313	3/16/21		Bromodichloromethane	<	0.5	ug/L	
W-313	3/16/21		Bromoform	<	0.5	ug/L	
W-313	3/16/21		Carbon tetrachloride	<	0.5	ug/L	
W-313	3/16/21		Chloroform		0.86	ug/L	
W-313	3/16/21		Dibromochloromethane	<	0.5	ug/L	
W-313	3/16/21		Tetrachloroethene	<	0.5	ug/L	
W-313	3/16/21		Trichloroethene	<	0.5	ug/L	
W-313	3/16/21		Trichlorofluoromethane		0.75	ug/L	
W-313	3/16/21		Trichlorotrifluoroethane	<	0.5	ug/L	
W-313	3/16/21		Vinyl chloride	<	0.5	ug/L	
W-313	3/16/21		cis-1,2-Dichloroethene	<	0.5	ug/L	
W-313	3/16/21		trans-1,2-Dichloroethene	<	0.5	ug/L	
W-314	1/5/21		1,1,1-Trichloroethane	<	0.5	ug/L	
W-314	1/5/21		1,1,2-Trichloroethane	<	0.5	ug/L	
W-314	1/5/21		1,1-Dichloroethane	<	0.5	ug/L	
W-314	1/5/21		1,1-Dichloroethene		1.2	ug/L	
W-314	1/5/21		1,2-Dichloroethane	<	0.5	ug/L	
W-314	1/5/21		Bromodichloromethane	<	0.5	ug/L	
W-314	1/5/21		Bromoform	<	0.5	ug/L	
W-314	1/5/21		Carbon tetrachloride	<	0.5	ug/L	
W-314	1/5/21		Chloroform	<	0.5	ug/L	
W-314	1/5/21		Dibromochloromethane	<	0.5	ug/L	
W-314	1/5/21		Tetrachloroethene		1.3	ug/L	
W-314	1/5/21		Trichloroethene		8.8	ug/L	
W-314	1/5/21		Trichlorofluoromethane	<	0.5	ug/L	
W-314	1/5/21		Trichlorotrifluoroethane	<	0.5	ug/L	
W-314	1/5/21		Vinyl chloride	<	0.5	ug/L	
W-314	1/5/21		cis-1,2-Dichloroethene	<	0.5	ug/L	
W-314	1/5/21		trans-1,2-Dichloroethene	<	0.5	ug/L	
W-314	4/8/21		1,1,1-Trichloroethane	<	0.5	ug/L	
W-314	4/8/21		1,1,2-Trichloroethane	<	0.5	ug/L	
W-314	4/8/21		1,1-Dichloroethane	<	0.5	ug/L	

Attachment 2. Table 1. Groundwater analytical data, Livermore Site, 2021.

Well	Date	Sample Type	Parameter	LOS Indicator	Result	Units	QA Flag
W-314	4/8/21		1,1-Dichloroethene		0.7	ug/L	
W-314	4/8/21		1,2-Dichloroethane	<	0.5	ug/L	
W-314	4/8/21		Bromodichloromethane	<	0.5	ug/L	
W-314	4/8/21		Bromoform	<	0.5	ug/L	
W-314	4/8/21		Carbon tetrachloride	<	0.5	ug/L	
W-314	4/8/21		Chloroform	<	0.5	ug/L	
W-314	4/8/21		Dibromochloromethane	<	0.5	ug/L	
W-314	4/8/21		Tetrachloroethene		0.95	ug/L	
W-314	4/8/21		Trichloroethene		4.2	ug/L	
W-314	4/8/21		Trichlorofluoromethane	<	0.5	ug/L	
W-314	4/8/21		Trichlorotrifluoroethane	<	0.5	ug/L	
W-314	4/8/21		Vinyl chloride	<	0.5	ug/L	
W-314	4/8/21		cis-1,2-Dichloroethene	<	0.5	ug/L	
W-314	4/8/21		trans-1,2-Dichloroethene	<	0.5	ug/L	
W-314	7/13/21		1,1,1-Trichloroethane	<	0.5	ug/L	
W-314	7/13/21		1,1,2-Trichloroethane	<	0.5	ug/L	
W-314	7/13/21		1,1-Dichloroethane	<	0.5	ug/L	
W-314	7/13/21		1,1-Dichloroethene		0.77	ug/L	
W-314	7/13/21		1,2-Dichloroethane	<	0.5	ug/L	
W-314	7/13/21		Bromodichloromethane	<	0.5	ug/L	
W-314	7/13/21		Bromoform	<	0.5	ug/L	
W-314	7/13/21		Carbon tetrachloride	<	0.5	ug/L	
W-314	7/13/21		Chloroform	<	0.5	ug/L	
W-314	7/13/21		Dibromochloromethane	<	0.5	ug/L	
W-314	7/13/21		Tetrachloroethene		0.98	ug/L	
W-314	7/13/21		Trichloroethene		5.2	ug/L	
W-314	7/13/21		Trichlorofluoromethane	<	0.5	ug/L	
W-314	7/13/21		Trichlorotrifluoroethane	<	0.5	ug/L	
W-314	7/13/21		Vinyl chloride	<	0.5	ug/L	
W-314	7/13/21		cis-1,2-Dichloroethene	<	0.5	ug/L	
W-314	7/13/21		trans-1,2-Dichloroethene	<	0.5	ug/L	
W-314	7/19/21		Tritium		117	pCi/L	
W-314	10/5/21		1,1,1-Trichloroethane	<	0.5	ug/L	
W-314	10/5/21		1,1,2-Trichloroethane	<	0.5	ug/L	
W-314	10/5/21		1,1-Dichloroethane	<	0.5	ug/L	
W-314	10/5/21		1,1-Dichloroethene		0.64	ug/L	
W-314	10/5/21		1,2-Dichloroethane	<	0.5	ug/L	
W-314	10/5/21		Bromodichloromethane	<	0.5	ug/L	
W-314	10/5/21		Bromoform	<	0.5	ug/L	
W-314	10/5/21		Carbon tetrachloride	<	0.5	ug/L	
W-314	10/5/21		Chloroform	<	0.5	ug/L	
W-314	10/5/21		Dibromochloromethane	<	0.5	ug/L	
W-314	10/5/21		Tetrachloroethene		0.99	ug/L	
W-314	10/5/21		Trichloroethene		4.1	ug/L	
W-314	10/5/21		Trichlorofluoromethane	<	0.5	ug/L	
W-314	10/5/21		Trichlorotrifluoroethane	<	0.5	ug/L	
W-314	10/5/21		Vinyl chloride	<	0.5	ug/L	
W-314	10/5/21		cis-1,2-Dichloroethene	<	0.5	ug/L	
W-314	10/5/21		trans-1,2-Dichloroethene	<	0.5	ug/L	
W-315	6/30/21		1,1,1-Trichloroethane	<	0.5	ug/L	
W-315	6/30/21		1,1,2-Trichloroethane	<	0.5	ug/L	
W-315	6/30/21		1,1-Dichloroethane	<	0.5	ug/L	
W-315	6/30/21		1,1-Dichloroethene	<	0.5	ug/L	
W-315	6/30/21		1,2-Dichloroethane	<	0.5	ug/L	
W-315	6/30/21		Bromodichloromethane	<	0.5	ug/L	
W-315	6/30/21		Bromoform	<	0.5	ug/L	
W-315	6/30/21		Carbon tetrachloride	<	0.5	ug/L	
W-315	6/30/21		Chloroform		3.6	ug/L	
W-315	6/30/21		Dibromochloromethane	<	0.5	ug/L	
W-315	6/30/21		Tetrachloroethene	<	0.5	ug/L	

Attachment 2. Table 1. Groundwater analytical data, Livermore Site, 2021.

Well	Date	Sample Type	Parameter	LOS Indicator	Result	Units	QA Flag
W-315	6/30/21		Trichloroethene		5.9	ug/L	
W-315	6/30/21		Trichlorofluoromethane		11	ug/L	
W-315	6/30/21		Trichlorotrifluoroethane	<	0.5	ug/L	
W-315	6/30/21		Vinyl chloride	<	0.5	ug/L	
W-315	6/30/21		cis-1,2-Dichloroethene	<	0.5	ug/L	
W-315	6/30/21		trans-1,2-Dichloroethene	<	0.5	ug/L	
W-315	9/8/21		1,1,1-Trichloroethane	<	0.5	ug/L	
W-315	9/8/21		1,1,2-Trichloroethane	<	0.5	ug/L	
W-315	9/8/21		1,1-Dichloroethane	<	0.5	ug/L	
W-315	9/8/21		1,1-Dichloroethene	<	0.5	ug/L	
W-315	9/8/21		1,2-Dichloroethane	<	0.5	ug/L	
W-315	9/8/21		Bromodichloromethane	<	0.5	ug/L	
W-315	9/8/21		Bromoform	<	0.5	ug/L	
W-315	9/8/21		Carbon tetrachloride	<	0.5	ug/L	
W-315	9/8/21		Chloroform		4.1	ug/L	
W-315	9/8/21		Dibromochloromethane	<	0.5	ug/L	
W-315	9/8/21		Tetrachloroethene	<	0.5	ug/L	
W-315	9/8/21		Trichloroethene		6.6	ug/L	
W-315	9/8/21		Trichlorofluoromethane		13	ug/L	
W-315	9/8/21		Trichlorotrifluoroethane	<	0.5	ug/L	
W-315	9/8/21		Vinyl chloride	<	0.5	ug/L	
W-315	9/8/21		cis-1,2-Dichloroethene	<	0.5	ug/L	
W-315	9/8/21		trans-1,2-Dichloroethene	<	0.5	ug/L	
W-315	10/21/21		1,1,1-Trichloroethane	<	0.5	ug/L	
W-315	10/21/21		1,1,2-Trichloroethane	<	0.5	ug/L	
W-315	10/21/21		1,1-Dichloroethane	<	0.5	ug/L	
W-315	10/21/21		1,1-Dichloroethene	<	0.5	ug/L	
W-315	10/21/21		1,2-Dichloroethane	<	0.5	ug/L	
W-315	10/21/21		Bromodichloromethane	<	0.5	ug/L	
W-315	10/21/21		Bromoform	<	0.5	ug/L	
W-315	10/21/21		Carbon tetrachloride	<	0.5	ug/L	
W-315	10/21/21		Chloroform		4	ug/L	
W-315	10/21/21		Dibromochloromethane	<	0.5	ug/L	
W-315	10/21/21		Tetrachloroethene	<	0.5	ug/L	
W-315	10/21/21		Trichloroethene		6.7	ug/L	
W-315	10/21/21		Trichlorofluoromethane		14	ug/L	
W-315	10/21/21		Trichlorotrifluoroethane	<	0.5	ug/L	
W-315	10/21/21		Vinyl chloride	<	0.5	ug/L	
W-315	10/21/21		cis-1,2-Dichloroethene	<	0.5	ug/L	
W-315	10/21/21		trans-1,2-Dichloroethene	<	0.5	ug/L	
W-316	4/15/21		1,1,1-Trichloroethane	<	0.5	ug/L	
W-316	4/15/21		1,1,2-Trichloroethane	<	0.5	ug/L	
W-316	4/15/21		1,1-Dichloroethane	<	0.5	ug/L	
W-316	4/15/21		1,1-Dichloroethene	<	0.5	ug/L	
W-316	4/15/21		1,2-Dichloroethane	<	0.5	ug/L	
W-316	4/15/21		Bromodichloromethane	<	0.5	ug/L	
W-316	4/15/21		Bromoform	<	0.5	ug/L	
W-316	4/15/21		Carbon tetrachloride	<	0.5	ug/L	
W-316	4/15/21		Chloroform		10	ug/L	
W-316	4/15/21		Dibromochloromethane	<	0.5	ug/L	
W-316	4/15/21		Tetrachloroethene	<	0.5	ug/L	
W-316	4/15/21		Trichloroethene	<	0.5	ug/L	
W-316	4/15/21		Trichlorofluoromethane	<	0.5	ug/L	
W-316	4/15/21		Trichlorotrifluoroethane	<	0.5	ug/L	
W-316	4/15/21		Vinyl chloride	<	0.5	ug/L	
W-316	4/15/21		cis-1,2-Dichloroethene	<	0.5	ug/L	
W-316	4/15/21		trans-1,2-Dichloroethene	<	0.5	ug/L	
W-316	9/13/21		1,1,1-Trichloroethane	<	0.5	ug/L	
W-316	9/13/21		1,1,2-Trichloroethane	<	0.5	ug/L	
W-316	9/13/21		1,1-Dichloroethane	<	0.5	ug/L	

Attachment 2. Table 1. Groundwater analytical data, Livermore Site, 2021.

Well	Date	Sample Type	Parameter	LOS Indicator	Result	Units	QA Flag
W-316	9/13/21		1,1-Dichloroethene	<	0.5	ug/L	
W-316	9/13/21		1,2-Dichloroethane	<	0.5	ug/L	
W-316	9/13/21		Bromodichloromethane	<	0.5	ug/L	
W-316	9/13/21		Bromoform	<	0.5	ug/L	
W-316	9/13/21		Carbon tetrachloride	<	0.5	ug/L	
W-316	9/13/21		Chloroform		34	ug/L	
W-316	9/13/21		Dibromochloromethane	<	0.5	ug/L	
W-316	9/13/21		Tetrachloroethene	<	0.5	ug/L	
W-316	9/13/21		Trichloroethene	<	0.5	ug/L	
W-316	9/13/21		Trichlorofluoromethane	<	0.5	ug/L	
W-316	9/13/21		Trichlorotrifluoroethane	<	0.5	ug/L	
W-316	9/13/21		Vinyl chloride	<	0.5	ug/L	
W-316	9/13/21		cis-1,2-Dichloroethene	<	0.5	ug/L	
W-316	9/13/21		trans-1,2-Dichloroethene	<	0.5	ug/L	
W-316	9/13/21	DUP	1,1,1-Trichloroethane	<	0.5	ug/L	
W-316	9/13/21	DUP	1,1,2-Trichloroethane	<	0.5	ug/L	
W-316	9/13/21	DUP	1,1-Dichloroethane	<	0.5	ug/L	
W-316	9/13/21	DUP	1,1-Dichloroethene	<	0.5	ug/L	
W-316	9/13/21	DUP	1,2-Dichloroethane	<	0.5	ug/L	
W-316	9/13/21	DUP	Bromodichloromethane	<	0.5	ug/L	
W-316	9/13/21	DUP	Bromoform	<	0.5	ug/L	
W-316	9/13/21	DUP	Carbon tetrachloride	<	0.5	ug/L	
W-316	9/13/21	DUP	Chloroform		33	ug/L	
W-316	9/13/21	DUP	Dibromochloromethane	<	0.5	ug/L	
W-316	9/13/21	DUP	Tetrachloroethene	<	0.5	ug/L	
W-316	9/13/21	DUP	Trichloroethene	<	0.5	ug/L	
W-316	9/13/21	DUP	Trichlorofluoromethane	<	0.5	ug/L	
W-316	9/13/21	DUP	Trichlorotrifluoroethane	<	0.5	ug/L	
W-316	9/13/21	DUP	Vinyl chloride	<	0.5	ug/L	
W-316	9/13/21	DUP	cis-1,2-Dichloroethene	<	0.5	ug/L	
W-316	9/13/21	DUP	trans-1,2-Dichloroethene	<	0.5	ug/L	
W-316	10/21/21		1,1,1-Trichloroethane	<	0.5	ug/L	
W-316	10/21/21		1,1,2-Trichloroethane	<	0.5	ug/L	
W-316	10/21/21		1,1-Dichloroethane	<	0.5	ug/L	
W-316	10/21/21		1,1-Dichloroethene	<	0.5	ug/L	
W-316	10/21/21		1,2-Dichloroethane	<	0.5	ug/L	
W-316	10/21/21		Bromodichloromethane	<	0.5	ug/L	
W-316	10/21/21		Bromoform	<	0.5	ug/L	
W-316	10/21/21		Carbon tetrachloride	<	0.5	ug/L	
W-316	10/21/21		Chloroform		25	ug/L	
W-316	10/21/21		Dibromochloromethane	<	0.5	ug/L	
W-316	10/21/21		Tetrachloroethene	<	0.5	ug/L	
W-316	10/21/21		Trichloroethene	<	0.5	ug/L	
W-316	10/21/21		Trichlorofluoromethane	<	0.5	ug/L	
W-316	10/21/21		Trichlorotrifluoroethane	<	0.5	ug/L	
W-316	10/21/21		Vinyl chloride	<	0.5	ug/L	
W-316	10/21/21		cis-1,2-Dichloroethene	<	0.5	ug/L	
W-316	10/21/21		trans-1,2-Dichloroethene	<	0.5	ug/L	
W-317	9/8/21		1,1,1-Trichloroethane	<	0.5	ug/L	
W-317	9/8/21		1,1,2-Trichloroethane	<	0.5	ug/L	
W-317	9/8/21		1,1-Dichloroethane	<	0.5	ug/L	
W-317	9/8/21		1,1-Dichloroethene		0.73	ug/L	
W-317	9/8/21		1,2-Dichloroethane	<	0.5	ug/L	
W-317	9/8/21		Bromodichloromethane	<	0.5	ug/L	
W-317	9/8/21		Bromoform	<	0.5	ug/L	
W-317	9/8/21		Carbon tetrachloride	<	0.5	ug/L	
W-317	9/8/21		Chloroform		18	ug/L	
W-317	9/8/21		Dibromochloromethane	<	0.5	ug/L	
W-317	9/8/21		Tetrachloroethene	<	0.5	ug/L	
W-317	9/8/21		Trichloroethene		10	ug/L	

Attachment 2. Table 1. Groundwater analytical data, Livermore Site, 2021.

Well	Date	Sample Type	Parameter	LOS Indicator	Result	Units	QA Flag
W-317	9/8/21		Trichlorofluoromethane		5.9	ug/L	
W-317	9/8/21		Trichlorotrifluoroethane	<	0.5	ug/L	
W-317	9/8/21		Vinyl chloride	<	0.5	ug/L	
W-317	9/8/21		cis-1,2-Dichloroethene	<	0.5	ug/L	
W-317	9/8/21		trans-1,2-Dichloroethene	<	0.5	ug/L	
W-320	2/2/21		1,1,1-Trichloroethane	<	0.5	ug/L	
W-320	2/2/21		1,1,2-Trichloroethane	<	0.5	ug/L	
W-320	2/2/21		1,1-Dichloroethane	<	0.5	ug/L	
W-320	2/2/21		1,1-Dichloroethene	<	0.5	ug/L	
W-320	2/2/21		1,2-Dichloroethane	<	0.5	ug/L	
W-320	2/2/21		Bromodichloromethane	<	0.5	ug/L	
W-320	2/2/21		Bromoform	<	0.5	ug/L	
W-320	2/2/21		Carbon tetrachloride	<	0.5	ug/L	
W-320	2/2/21		Chloroform		2.8	ug/L	
W-320	2/2/21		Dibromochloromethane	<	0.5	ug/L	
W-320	2/2/21		Tetrachloroethene	<	0.5	ug/L	
W-320	2/2/21		Trichloroethene		4.1	ug/L	
W-320	2/2/21		Trichlorofluoromethane		8.1	ug/L	
W-320	2/2/21		Trichlorotrifluoroethane		6.5	ug/L	
W-320	2/2/21		Vinyl chloride	<	0.5	ug/L	
W-320	2/2/21		cis-1,2-Dichloroethene	<	0.5	ug/L	
W-320	2/2/21		trans-1,2-Dichloroethene	<	0.5	ug/L	
W-320	8/31/21		Tritium	<	100	pCi/L	
W-3204	3/15/21		1,1,1-Trichloroethane	<	0.5	ug/L	
W-3204	3/15/21		1,1,2-Trichloroethane	<	0.5	ug/L	
W-3204	3/15/21		1,1-Dichloroethane		0.83	ug/L	
W-3204	3/15/21		1,1-Dichloroethene		14	ug/L	
W-3204	3/15/21		1,2-Dichloroethane		3.5	ug/L	
W-3204	3/15/21		Bromodichloromethane	<	0.5	ug/L	
W-3204	3/15/21		Bromoform	<	0.5	ug/L	
W-3204	3/15/21		Carbon tetrachloride		4	ug/L	
W-3204	3/15/21		Chloroform		2.6	ug/L	
W-3204	3/15/21		Dibromochloromethane	<	0.5	ug/L	
W-3204	3/15/21		Tetrachloroethene		10	ug/L	
W-3204	3/15/21		Trichloroethene		140	ug/L	D
W-3204	3/15/21		Trichlorofluoromethane	<	0.5	ug/L	
W-3204	3/15/21		Trichlorotrifluoroethane	<	0.5	ug/L	
W-3204	3/15/21		Vinyl chloride	<	0.5	ug/L	
W-3204	3/15/21		cis-1,2-Dichloroethene	<	0.5	ug/L	
W-3204	3/15/21		trans-1,2-Dichloroethene	<	0.5	ug/L	
W-3204	9/9/21		1,1,1-Trichloroethane	<	0.5	ug/L	
W-3204	9/9/21		1,1,2-Trichloroethane	<	0.5	ug/L	
W-3204	9/9/21		1,1-Dichloroethane		1	ug/L	
W-3204	9/9/21		1,1-Dichloroethene		21	ug/L	
W-3204	9/9/21		1,2-Dichloroethane		4	ug/L	
W-3204	9/9/21		Bromodichloromethane	<	0.5	ug/L	
W-3204	9/9/21		Bromoform	<	0.5	ug/L	
W-3204	9/9/21		Carbon tetrachloride		5.8	ug/L	
W-3204	9/9/21		Chloroform		3.1	ug/L	
W-3204	9/9/21		Dibromochloromethane	<	0.5	ug/L	
W-3204	9/9/21		Tetrachloroethene		14	ug/L	
W-3204	9/9/21		Trichloroethene		180	ug/L	D
W-3204	9/9/21		Trichlorofluoromethane	<	0.5	ug/L	
W-3204	9/9/21		Trichlorotrifluoroethane		0.56	ug/L	
W-3204	9/9/21		Vinyl chloride	<	0.5	ug/L	
W-3204	9/9/21		cis-1,2-Dichloroethene	<	0.5	ug/L	
W-3204	9/9/21		trans-1,2-Dichloroethene	<	0.5	ug/L	
W-3204	9/9/21		Tritium	<	100	pCi/L	
W-3204	9/9/21	DUP	1,1,1-Trichloroethane	<	0.5	ug/L	
W-3204	9/9/21	DUP	1,1,2-Trichloroethane	<	0.5	ug/L	

Attachment 2. Table 1. Groundwater analytical data, Livermore Site, 2021.

Well	Date	Sample Type	Parameter	LOS Indicator	Result	Units	QA Flag
W-3204	9/9/21	DUP	1,1-Dichloroethane		1	ug/L	
W-3204	9/9/21	DUP	1,1-Dichloroethene		22	ug/L	
W-3204	9/9/21	DUP	1,2-Dichloroethane		3.9	ug/L	
W-3204	9/9/21	DUP	Bromodichloromethane	<	0.5	ug/L	
W-3204	9/9/21	DUP	Bromoform	<	0.5	ug/L	
W-3204	9/9/21	DUP	Carbon tetrachloride		6.1	ug/L	
W-3204	9/9/21	DUP	Chloroform		3.2	ug/L	
W-3204	9/9/21	DUP	Dibromochloromethane	<	0.5	ug/L	
W-3204	9/9/21	DUP	Tetrachloroethene		15	ug/L	
W-3204	9/9/21	DUP	Trichloroethene		180	ug/L	D
W-3204	9/9/21	DUP	Trichlorofluoromethane	<	0.5	ug/L	
W-3204	9/9/21	DUP	Trichlorotrifluoroethane		0.53	ug/L	
W-3204	9/9/21	DUP	Vinyl chloride	<	0.5	ug/L	
W-3204	9/9/21	DUP	cis-1,2-Dichloroethene	<	0.5	ug/L	
W-3204	9/9/21	DUP	trans-1,2-Dichloroethene	<	0.5	ug/L	
W-3204	10/7/21		1,1,1-Trichloroethane	<	0.5	ug/L	
W-3204	10/7/21		1,1,2-Trichloroethane	<	0.5	ug/L	
W-3204	10/7/21		1,1-Dichloroethane		1.1	ug/L	
W-3204	10/7/21		1,1-Dichloroethene		22	ug/L	
W-3204	10/7/21		1,2-Dichloroethane		4.1	ug/L	
W-3204	10/7/21		Bromodichloromethane	<	0.5	ug/L	
W-3204	10/7/21		Bromoform	<	0.5	ug/L	
W-3204	10/7/21		Carbon tetrachloride		6	ug/L	
W-3204	10/7/21		Chloroform		3.2	ug/L	
W-3204	10/7/21		Dibromochloromethane	<	0.5	ug/L	
W-3204	10/7/21		Tetrachloroethene		14	ug/L	
W-3204	10/7/21		Trichloroethene		190	ug/L	D
W-3204	10/7/21		Trichlorofluoromethane	<	0.5	ug/L	
W-3204	10/7/21		Trichlorotrifluoroethane		0.53	ug/L	
W-3204	10/7/21		Vinyl chloride	<	0.5	ug/L	
W-3204	10/7/21		cis-1,2-Dichloroethene	<	0.5	ug/L	
W-3204	10/7/21		trans-1,2-Dichloroethene	<	0.5	ug/L	
W-3205	3/17/21		1,1,1-Trichloroethane	<	0.5	ug/L	
W-3205	3/17/21		1,1,2-Trichloroethane	<	0.5	ug/L	
W-3205	3/17/21		1,1-Dichloroethane	<	0.5	ug/L	
W-3205	3/17/21		1,1-Dichloroethene		0.55	ug/L	
W-3205	3/17/21		1,2-Dichloroethane	<	0.5	ug/L	
W-3205	3/17/21		Bromodichloromethane	<	0.5	ug/L	
W-3205	3/17/21		Bromoform	<	0.5	ug/L	
W-3205	3/17/21		Carbon tetrachloride		9.4	ug/L	
W-3205	3/17/21		Chloroform		4.1	ug/L	
W-3205	3/17/21		Dibromochloromethane	<	0.5	ug/L	
W-3205	3/17/21		Tetrachloroethene		0.82	ug/L	
W-3205	3/17/21		Trichloroethene		520	ug/L	D
W-3205	3/17/21		Trichlorofluoromethane	<	0.5	ug/L	
W-3205	3/17/21		Trichlorotrifluoroethane		4.6	ug/L	
W-3205	3/17/21		Vinyl chloride	<	0.5	ug/L	
W-3205	3/17/21		cis-1,2-Dichloroethene	<	0.5	ug/L	
W-3205	3/17/21		trans-1,2-Dichloroethene	<	0.5	ug/L	
W-3205	4/21/21		1,1,1-Trichloroethane	<	0.5	ug/L	
W-3205	4/21/21		1,1,2-Trichloroethane	<	0.5	ug/L	
W-3205	4/21/21		1,1-Dichloroethane	<	0.5	ug/L	
W-3205	4/21/21		1,1-Dichloroethene		0.68	ug/L	
W-3205	4/21/21		1,2-Dichloroethane	<	0.5	ug/L	
W-3205	4/21/21		Bromodichloromethane	<	0.5	ug/L	
W-3205	4/21/21		Bromoform	<	0.5	ug/L	
W-3205	4/21/21		Carbon tetrachloride		8.9	ug/L	
W-3205	4/21/21		Chloroform		4.2	ug/L	
W-3205	4/21/21		Dibromochloromethane	<	0.5	ug/L	
W-3205	4/21/21		Tetrachloroethene		0.84	ug/L	

Attachment 2. Table 1. Groundwater analytical data, Livermore Site, 2021.

Well	Date	Sample Type	Parameter	LOS Indicator	Result	Units	QA Flag
W-3205	4/21/21		Trichloroethene		440	ug/L	D
W-3205	4/21/21		Trichlorofluoromethane	<	0.5	ug/L	
W-3205	4/21/21		Trichlorotrifluoroethane		4.1	ug/L	
W-3205	4/21/21		Vinyl chloride	<	0.5	ug/L	
W-3205	4/21/21		cis-1,2-Dichloroethene	<	0.5	ug/L	
W-3205	4/21/21		trans-1,2-Dichloroethene	<	0.5	ug/L	
W-3205	4/21/21	DUP	1,1,1-Trichloroethane	<	0.5	ug/L	
W-3205	4/21/21	DUP	1,1,2-Trichloroethane	<	0.5	ug/L	
W-3205	4/21/21	DUP	1,1-Dichloroethane	<	0.5	ug/L	
W-3205	4/21/21	DUP	1,1-Dichloroethene		0.59	ug/L	
W-3205	4/21/21	DUP	1,2-Dichloroethane	<	0.5	ug/L	
W-3205	4/21/21	DUP	Bromodichloromethane	<	0.5	ug/L	
W-3205	4/21/21	DUP	Bromoform	<	0.5	ug/L	
W-3205	4/21/21	DUP	Carbon tetrachloride		5.6	ug/L	
W-3205	4/21/21	DUP	Chloroform		4.8	ug/L	
W-3205	4/21/21	DUP	Dibromochloromethane	<	0.5	ug/L	
W-3205	4/21/21	DUP	Tetrachloroethene		0.76	ug/L	
W-3205	4/21/21	DUP	Trichloroethene		380	ug/L	D
W-3205	4/21/21	DUP	Trichlorofluoromethane	<	0.5	ug/L	
W-3205	4/21/21	DUP	Trichlorotrifluoroethane		3.3	ug/L	
W-3205	4/21/21	DUP	Vinyl chloride	<	0.5	ug/L	
W-3205	4/21/21	DUP	cis-1,2-Dichloroethene	<	0.5	ug/L	
W-3205	4/21/21	DUP	trans-1,2-Dichloroethene	<	0.5	ug/L	
W-3205	9/9/21		1,1,1-Trichloroethane	<	0.5	ug/L	
W-3205	9/9/21		1,1,2-Trichloroethane	<	0.5	ug/L	
W-3205	9/9/21		1,1-Dichloroethane	<	0.5	ug/L	
W-3205	9/9/21		1,1-Dichloroethene	<	0.5	ug/L	
W-3205	9/9/21		1,2-Dichloroethane	<	0.5	ug/L	
W-3205	9/9/21		Bromodichloromethane	<	0.5	ug/L	
W-3205	9/9/21		Bromoform	<	0.5	ug/L	
W-3205	9/9/21		Carbon tetrachloride		10	ug/L	
W-3205	9/9/21		Chloroform		3.8	ug/L	
W-3205	9/9/21		Dibromochloromethane	<	0.5	ug/L	
W-3205	9/9/21		Tetrachloroethene		0.83	ug/L	
W-3205	9/9/21		Trichloroethene		420	ug/L	D
W-3205	9/9/21		Trichlorofluoromethane	<	0.5	ug/L	
W-3205	9/9/21		Trichlorotrifluoroethane		4.3	ug/L	
W-3205	9/9/21		Vinyl chloride	<	0.5	ug/L	
W-3205	9/9/21		cis-1,2-Dichloroethene	<	0.5	ug/L	
W-3205	9/9/21		trans-1,2-Dichloroethene	<	0.5	ug/L	
W-322	3/9/21		1,1,1-Trichloroethane	<	0.5	ug/L	
W-322	3/9/21		1,1,2-Trichloroethane	<	0.5	ug/L	
W-322	3/9/21		1,1-Dichloroethane	<	0.5	ug/L	
W-322	3/9/21		1,1-Dichloroethene	<	0.5	ug/L	
W-322	3/9/21		1,2-Dichloroethane	<	0.5	ug/L	
W-322	3/9/21		Bromodichloromethane	<	0.5	ug/L	
W-322	3/9/21		Bromoform	<	0.5	ug/L	
W-322	3/9/21		Carbon tetrachloride	<	0.5	ug/L	
W-322	3/9/21		Chloroform	<	0.5	ug/L	
W-322	3/9/21		Dibromochloromethane	<	0.5	ug/L	
W-322	3/9/21		Tetrachloroethene	<	0.5	ug/L	
W-322	3/9/21		Trichloroethene	<	0.5	ug/L	
W-322	3/9/21		Trichlorofluoromethane	<	0.5	ug/L	
W-322	3/9/21		Trichlorotrifluoroethane	<	0.5	ug/L	
W-322	3/9/21		Vinyl chloride	<	0.5	ug/L	
W-322	3/9/21		cis-1,2-Dichloroethene	<	0.5	ug/L	
W-322	3/9/21		trans-1,2-Dichloroethene	<	0.5	ug/L	
W-322	4/8/21		1,1,1-Trichloroethane	<	0.5	ug/L	
W-322	4/8/21		1,1,2-Trichloroethane	<	0.5	ug/L	
W-322	4/8/21		1,1-Dichloroethane	<	0.5	ug/L	

Attachment 2. Table 1. Groundwater analytical data, Livermore Site, 2021.

Well	Date	Sample Type	Parameter	LOS Indicator	Result	Units	QA Flag
W-322	4/8/21		1,1-Dichloroethene	<	0.5	ug/L	
W-322	4/8/21		1,2-Dichloroethane	<	0.5	ug/L	
W-322	4/8/21		Bromodichloromethane	<	0.5	ug/L	
W-322	4/8/21		Bromoform	<	0.5	ug/L	
W-322	4/8/21		Carbon tetrachloride	<	0.5	ug/L	
W-322	4/8/21		Chloroform	<	0.5	ug/L	
W-322	4/8/21		Dibromochloromethane	<	0.5	ug/L	
W-322	4/8/21		Tetrachloroethene	<	0.5	ug/L	
W-322	4/8/21		Trichloroethene	<	0.5	ug/L	
W-322	4/8/21		Trichlorofluoromethane	<	0.5	ug/L	
W-322	4/8/21		Trichlorotrifluoroethane	<	0.5	ug/L	
W-322	4/8/21		Vinyl chloride	<	0.5	ug/L	
W-322	4/8/21		cis-1,2-Dichloroethene	<	0.5	ug/L	
W-322	4/8/21		trans-1,2-Dichloroethene	<	0.5	ug/L	
W-322	7/15/21		1,1,1-Trichloroethane	<	0.5	ug/L	
W-322	7/15/21		1,1,2-Trichloroethane	<	0.5	ug/L	
W-322	7/15/21		1,1-Dichloroethane	<	0.5	ug/L	
W-322	7/15/21		1,1-Dichloroethene	<	0.5	ug/L	
W-322	7/15/21		1,2-Dichloroethane	<	0.5	ug/L	
W-322	7/15/21		Bromodichloromethane	<	0.5	ug/L	
W-322	7/15/21		Bromoform	<	0.5	ug/L	
W-322	7/15/21		Carbon tetrachloride	<	0.5	ug/L	
W-322	7/15/21		Chloroform	<	0.5	ug/L	
W-322	7/15/21		Dibromochloromethane	<	0.5	ug/L	
W-322	7/15/21		Tetrachloroethene	<	0.5	ug/L	
W-322	7/15/21		Trichloroethene	<	0.5	ug/L	
W-322	7/15/21		Trichlorofluoromethane	<	0.5	ug/L	
W-322	7/15/21		Trichlorotrifluoroethane	<	0.5	ug/L	
W-322	7/15/21		Vinyl chloride	<	0.5	ug/L	
W-322	7/15/21		cis-1,2-Dichloroethene	<	0.5	ug/L	
W-322	7/15/21		trans-1,2-Dichloroethene	<	0.5	ug/L	
W-322	11/29/21		1,1,1-Trichloroethane	<	0.5	ug/L	
W-322	11/29/21		1,1,2-Trichloroethane	<	0.5	ug/L	
W-322	11/29/21		1,1-Dichloroethane	<	0.5	ug/L	
W-322	11/29/21		1,1-Dichloroethene	<	0.5	ug/L	
W-322	11/29/21		1,2-Dichloroethane	<	0.5	ug/L	
W-322	11/29/21		Bromodichloromethane	<	0.5	ug/L	
W-322	11/29/21		Bromoform	<	0.5	ug/L	
W-322	11/29/21		Carbon tetrachloride	<	0.5	ug/L	
W-322	11/29/21		Chloroform	<	0.5	ug/L	
W-322	11/29/21		Dibromochloromethane	<	0.5	ug/L	
W-322	11/29/21		Tetrachloroethene	<	0.5	ug/L	
W-322	11/29/21		Trichloroethene	<	0.5	ug/L	
W-322	11/29/21		Trichlorofluoromethane	<	0.5	ug/L	
W-322	11/29/21		Trichlorotrifluoroethane	<	0.5	ug/L	
W-322	11/29/21		Vinyl chloride	<	0.5	ug/L	
W-322	11/29/21		cis-1,2-Dichloroethene	<	0.5	ug/L	
W-322	11/29/21		trans-1,2-Dichloroethene	<	0.5	ug/L	
W-323	3/8/21		1,1,1-Trichloroethane	<	0.5	ug/L	
W-323	3/8/21		1,1,2-Trichloroethane	<	0.5	ug/L	
W-323	3/8/21		1,1-Dichloroethane	<	0.5	ug/L	
W-323	3/8/21		1,1-Dichloroethene	<	0.5	ug/L	
W-323	3/8/21		1,2-Dichloroethane	<	0.5	ug/L	
W-323	3/8/21		Bromodichloromethane	<	0.5	ug/L	
W-323	3/8/21		Bromoform	<	0.5	ug/L	
W-323	3/8/21		Carbon tetrachloride	<	0.5	ug/L	
W-323	3/8/21		Chloroform	<	0.5	ug/L	
W-323	3/8/21		Dibromochloromethane	<	0.5	ug/L	
W-323	3/8/21		Tetrachloroethene	<	0.5	ug/L	
W-323	3/8/21		Trichloroethene	<	0.5	ug/L	

Attachment 2. Table 1. Groundwater analytical data, Livermore Site, 2021.

Well	Date	Sample Type	Parameter	LOS Indicator	Result	Units	QA Flag
W-323	3/8/21		Trichlorofluoromethane	<	0.5	ug/L	
W-323	3/8/21		Trichlorotrifluoroethane		1.6	ug/L	
W-323	3/8/21		Vinyl chloride	<	0.5	ug/L	
W-323	3/8/21		cis-1,2-Dichloroethene	<	0.5	ug/L	
W-323	3/8/21		trans-1,2-Dichloroethene	<	0.5	ug/L	
W-323	4/8/21		1,1,1-Trichloroethane	<	0.5	ug/L	
W-323	4/8/21		1,1,2-Trichloroethane	<	0.5	ug/L	
W-323	4/8/21		1,1-Dichloroethane	<	0.5	ug/L	
W-323	4/8/21		1,1-Dichloroethene	<	0.5	ug/L	
W-323	4/8/21		1,2-Dichloroethane	<	0.5	ug/L	
W-323	4/8/21		Bromodichloromethane	<	0.5	ug/L	
W-323	4/8/21		Bromoform	<	0.5	ug/L	
W-323	4/8/21		Carbon tetrachloride	<	0.5	ug/L	
W-323	4/8/21		Chloroform	<	0.5	ug/L	
W-323	4/8/21		Dibromochloromethane	<	0.5	ug/L	
W-323	4/8/21		Tetrachloroethene	<	0.5	ug/L	
W-323	4/8/21		Trichloroethene	<	0.5	ug/L	
W-323	4/8/21		Trichlorofluoromethane	<	0.5	ug/L	
W-323	4/8/21		Trichlorotrifluoroethane		1.5	ug/L	
W-323	4/8/21		Vinyl chloride	<	0.5	ug/L	
W-323	4/8/21		cis-1,2-Dichloroethene	<	0.5	ug/L	
W-323	4/8/21		trans-1,2-Dichloroethene	<	0.5	ug/L	
W-323	7/15/21		1,1,1-Trichloroethane	<	0.5	ug/L	
W-323	7/15/21		1,1,2-Trichloroethane	<	0.5	ug/L	
W-323	7/15/21		1,1-Dichloroethane	<	0.5	ug/L	
W-323	7/15/21		1,1-Dichloroethene	<	0.5	ug/L	
W-323	7/15/21		1,2-Dichloroethane	<	0.5	ug/L	
W-323	7/15/21		Bromodichloromethane	<	0.5	ug/L	
W-323	7/15/21		Bromoform	<	0.5	ug/L	
W-323	7/15/21		Carbon tetrachloride	<	0.5	ug/L	
W-323	7/15/21		Chloroform	<	0.5	ug/L	
W-323	7/15/21		Dibromochloromethane	<	0.5	ug/L	
W-323	7/15/21		Tetrachloroethene	<	0.5	ug/L	
W-323	7/15/21		Trichloroethene	<	0.5	ug/L	
W-323	7/15/21		Trichlorofluoromethane	<	0.5	ug/L	
W-323	7/15/21		Trichlorotrifluoroethane		2.3	ug/L	
W-323	7/15/21		Vinyl chloride	<	0.5	ug/L	
W-323	7/15/21		cis-1,2-Dichloroethene	<	0.5	ug/L	
W-323	7/15/21		trans-1,2-Dichloroethene	<	0.5	ug/L	
W-323	12/1/21		1,1,1-Trichloroethane	<	0.5	ug/L	
W-323	12/1/21		1,1,2-Trichloroethane	<	0.5	ug/L	
W-323	12/1/21		1,1-Dichloroethane	<	0.5	ug/L	
W-323	12/1/21		1,1-Dichloroethene	<	0.5	ug/L	
W-323	12/1/21		1,2-Dichloroethane	<	0.5	ug/L	
W-323	12/1/21		Bromodichloromethane	<	0.5	ug/L	
W-323	12/1/21		Bromoform	<	0.5	ug/L	
W-323	12/1/21		Carbon tetrachloride	<	0.5	ug/L	
W-323	12/1/21		Chloroform	<	0.5	ug/L	
W-323	12/1/21		Dibromochloromethane	<	0.5	ug/L	
W-323	12/1/21		Tetrachloroethene	<	0.5	ug/L	
W-323	12/1/21		Trichloroethene	<	0.5	ug/L	
W-323	12/1/21		Trichlorofluoromethane	<	0.5	ug/L	
W-323	12/1/21		Trichlorotrifluoroethane		2.2	ug/L	
W-323	12/1/21		Vinyl chloride	<	0.5	ug/L	
W-323	12/1/21		cis-1,2-Dichloroethene	<	0.5	ug/L	
W-323	12/1/21		trans-1,2-Dichloroethene	<	0.5	ug/L	
W-324	8/31/21		Tritium	<	100	pCi/L	
W-325	9/13/21		1,1,1-Trichloroethane	<	0.5	ug/L	
W-325	9/13/21		1,1,2-Trichloroethane	<	0.5	ug/L	
W-325	9/13/21		1,1-Dichloroethane	<	0.5	ug/L	

Attachment 2. Table 1. Groundwater analytical data, Livermore Site, 2021.

Well	Date	Sample Type	Parameter	LOS Indicator	Result	Units	QA Flag
W-325	9/13/21		1,1-Dichloroethene	<	0.5	ug/L	
W-325	9/13/21		1,2-Dichloroethane	<	0.5	ug/L	
W-325	9/13/21		Bromodichloromethane	<	0.5	ug/L	
W-325	9/13/21		Bromoform	<	0.5	ug/L	
W-325	9/13/21		Carbon tetrachloride	<	0.5	ug/L	
W-325	9/13/21		Chloroform		0.64	ug/L	
W-325	9/13/21		Dibromochloromethane	<	0.5	ug/L	
W-325	9/13/21		Tetrachloroethene	<	0.5	ug/L	
W-325	9/13/21		Trichloroethene	<	0.5	ug/L	
W-325	9/13/21		Trichlorofluoromethane	<	0.5	ug/L	
W-325	9/13/21		Trichlorotrifluoroethane	<	0.5	ug/L	
W-325	9/13/21		Vinyl chloride	<	0.5	ug/L	
W-325	9/13/21		cis-1,2-Dichloroethene	<	0.5	ug/L	
W-325	9/13/21		trans-1,2-Dichloroethene	<	0.5	ug/L	
W-3301	9/2/21		Tritium	<	100	pCi/L	
W-3301	10/18/21		1,1,1-Trichloroethane	<	0.5	ug/L	
W-3301	10/18/21		1,1,2-Trichloroethane	<	0.5	ug/L	
W-3301	10/18/21		1,1-Dichloroethane	<	0.5	ug/L	
W-3301	10/18/21		1,1-Dichloroethene	<	0.5	ug/L	
W-3301	10/18/21		1,2-Dichloroethane	<	0.5	ug/L	
W-3301	10/18/21		Bromodichloromethane	<	0.5	ug/L	
W-3301	10/18/21		Bromoform	<	0.5	ug/L	
W-3301	10/18/21		Carbon tetrachloride		0.59	ug/L	
W-3301	10/18/21		Chloroform	<	0.5	ug/L	
W-3301	10/18/21		Dibromochloromethane	<	0.5	ug/L	
W-3301	10/18/21		Tetrachloroethene		0.71	ug/L	
W-3301	10/18/21		Trichloroethene		6.4	ug/L	
W-3301	10/18/21		Trichlorofluoromethane	<	0.5	ug/L	
W-3301	10/18/21		Trichlorotrifluoroethane	<	0.5	ug/L	
W-3301	10/18/21		Vinyl chloride	<	0.5	ug/L	
W-3301	10/18/21		cis-1,2-Dichloroethene	<	0.5	ug/L	
W-3301	10/18/21		trans-1,2-Dichloroethene	<	0.5	ug/L	
W-3302	9/21/21		1,1,1-Trichloroethane	<	0.5	ug/L	
W-3302	9/21/21		1,1,2-Trichloroethane	<	0.5	ug/L	
W-3302	9/21/21		1,1-Dichloroethane	<	0.5	ug/L	
W-3302	9/21/21		1,1-Dichloroethene	<	0.5	ug/L	
W-3302	9/21/21		1,2-Dichloroethane	<	0.5	ug/L	
W-3302	9/21/21		Bromodichloromethane	<	0.5	ug/L	
W-3302	9/21/21		Bromoform	<	0.5	ug/L	
W-3302	9/21/21		Carbon tetrachloride	<	0.5	ug/L	
W-3302	9/21/21		Chloroform	<	0.5	ug/L	
W-3302	9/21/21		Dibromochloromethane	<	0.5	ug/L	
W-3302	9/21/21		Tetrachloroethene	<	0.5	ug/L	
W-3302	9/21/21		Trichloroethene		0.8	ug/L	
W-3302	9/21/21		Trichlorofluoromethane	<	0.5	ug/L	
W-3302	9/21/21		Trichlorotrifluoroethane	<	0.5	ug/L	
W-3302	9/21/21		Vinyl chloride	<	0.5	ug/L	
W-3302	9/21/21		cis-1,2-Dichloroethene	<	0.5	ug/L	
W-3302	9/21/21		trans-1,2-Dichloroethene	<	0.5	ug/L	
W-3303	2/24/21		1,1,1-Trichloroethane	<	0.5	ug/L	
W-3303	2/24/21		1,1,2-Trichloroethane	<	0.5	ug/L	
W-3303	2/24/21		1,1-Dichloroethane	<	0.5	ug/L	
W-3303	2/24/21		1,1-Dichloroethene		1.3	ug/L	
W-3303	2/24/21		1,2-Dichloroethane	<	0.5	ug/L	
W-3303	2/24/21		Bromodichloromethane	<	0.5	ug/L	
W-3303	2/24/21		Bromoform	<	0.5	ug/L	
W-3303	2/24/21		Carbon tetrachloride	<	0.5	ug/L	
W-3303	2/24/21		Chloroform	<	0.5	ug/L	
W-3303	2/24/21		Dibromochloromethane	<	0.5	ug/L	
W-3303	2/24/21		Tetrachloroethene	<	0.5	ug/L	

Attachment 2. Table 1. Groundwater analytical data, Livermore Site, 2021.

Well	Date	Sample Type	Parameter	LOS Indicator	Result	Units	QA Flag
W-3303	2/24/21		Trichloroethene		3.4	ug/L	
W-3303	2/24/21		Trichlorofluoromethane	<	0.5	ug/L	
W-3303	2/24/21		Trichlorotrifluoroethane	<	0.5	ug/L	
W-3303	2/24/21		Vinyl chloride	<	0.5	ug/L	
W-3303	2/24/21		cis-1,2-Dichloroethene		0.94	ug/L	
W-3303	2/24/21		trans-1,2-Dichloroethene	<	0.5	ug/L	
W-3304	9/2/21		1,1,1-Trichloroethane	<	0.5	ug/L	
W-3304	9/2/21		1,1,2-Trichloroethane	<	0.5	ug/L	
W-3304	9/2/21		1,1-Dichloroethane	<	0.5	ug/L	
W-3304	9/2/21		1,1-Dichloroethene	<	0.5	ug/L	
W-3304	9/2/21		1,2-Dichloroethane	<	0.5	ug/L	
W-3304	9/2/21		Bromodichloromethane	<	0.5	ug/L	
W-3304	9/2/21		Bromoform	<	0.5	ug/L	
W-3304	9/2/21		Carbon tetrachloride	<	0.5	ug/L	
W-3304	9/2/21		Chloroform	<	0.5	ug/L	
W-3304	9/2/21		Dibromochloromethane	<	0.5	ug/L	
W-3304	9/2/21		Tetrachloroethene		0.88	ug/L	
W-3304	9/2/21		Trichloroethene		6.5	ug/L	
W-3304	9/2/21		Trichlorofluoromethane	<	0.5	ug/L	
W-3304	9/2/21		Trichlorotrifluoroethane	<	0.5	ug/L	
W-3304	9/2/21		Vinyl chloride	<	0.5	ug/L	
W-3304	9/2/21		cis-1,2-Dichloroethene	<	0.5	ug/L	
W-3304	9/2/21		trans-1,2-Dichloroethene	<	0.5	ug/L	
W-3304	9/2/21		Tritium	<	100	pCi/L	
W-3401	3/17/21		1,1,1-Trichloroethane	<	0.5	ug/L	
W-3401	3/17/21		1,1,2-Trichloroethane	<	0.5	ug/L	
W-3401	3/17/21		1,1-Dichloroethane	<	0.5	ug/L	
W-3401	3/17/21		1,1-Dichloroethene		3	ug/L	
W-3401	3/17/21		1,2-Dichloroethane	<	0.5	ug/L	
W-3401	3/17/21		Bromodichloromethane	<	0.5	ug/L	
W-3401	3/17/21		Bromoform	<	0.5	ug/L	
W-3401	3/17/21		Carbon tetrachloride	<	0.5	ug/L	
W-3401	3/17/21		Chloroform	<	0.5	ug/L	
W-3401	3/17/21		Dibromochloromethane	<	0.5	ug/L	
W-3401	3/17/21		Tetrachloroethene		4.4	ug/L	
W-3401	3/17/21		Trichloroethene		22	ug/L	
W-3401	3/17/21		Trichlorofluoromethane	<	0.5	ug/L	
W-3401	3/17/21		Trichlorotrifluoroethane		2.2	ug/L	
W-3401	3/17/21		Vinyl chloride	<	0.5	ug/L	
W-3401	3/17/21		cis-1,2-Dichloroethene	<	0.5	ug/L	
W-3401	3/17/21		trans-1,2-Dichloroethene	<	0.5	ug/L	
W-3401	5/6/21		1,1,1-Trichloroethane	<	0.5	ug/L	
W-3401	5/6/21		1,1,2-Trichloroethane	<	0.5	ug/L	
W-3401	5/6/21		1,1-Dichloroethane	<	0.5	ug/L	
W-3401	5/6/21		1,1-Dichloroethene		1.5	ug/L	
W-3401	5/6/21		1,2-Dichloroethane	<	0.5	ug/L	
W-3401	5/6/21		Bromodichloromethane	<	0.5	ug/L	
W-3401	5/6/21		Bromoform	<	0.5	ug/L	
W-3401	5/6/21		Carbon tetrachloride	<	0.5	ug/L	
W-3401	5/6/21		Chloroform	<	0.5	ug/L	
W-3401	5/6/21		Dibromochloromethane	<	0.5	ug/L	
W-3401	5/6/21		Tetrachloroethene		2.7	ug/L	
W-3401	5/6/21		Trichloroethene		13	ug/L	
W-3401	5/6/21		Trichlorofluoromethane	<	0.5	ug/L	
W-3401	5/6/21		Trichlorotrifluoroethane		1	ug/L	
W-3401	5/6/21		Vinyl chloride	<	0.5	ug/L	
W-3401	5/6/21		cis-1,2-Dichloroethene	<	0.5	ug/L	
W-3401	5/6/21		trans-1,2-Dichloroethene	<	0.5	ug/L	
W-3401	5/6/21	DUP	1,1,1-Trichloroethane	<	0.5	ug/L	
W-3401	5/6/21	DUP	1,1,2-Trichloroethane	<	0.5	ug/L	

Attachment 2. Table 1. Groundwater analytical data, Livermore Site, 2021.

Well	Date	Sample Type	Parameter	LOS Indicator	Result	Units	QA Flag
W-3401	5/6/21	DUP	1,1-Dichloroethane	<	0.5	ug/L	
W-3401	5/6/21	DUP	1,1-Dichloroethene		1.6	ug/L	
W-3401	5/6/21	DUP	1,2-Dichloroethane	<	0.5	ug/L	
W-3401	5/6/21	DUP	Bromodichloromethane	<	0.5	ug/L	
W-3401	5/6/21	DUP	Bromoform	<	0.5	ug/L	
W-3401	5/6/21	DUP	Carbon tetrachloride	<	0.5	ug/L	
W-3401	5/6/21	DUP	Chloroform	<	0.5	ug/L	
W-3401	5/6/21	DUP	Dibromochloromethane	<	0.5	ug/L	
W-3401	5/6/21	DUP	Tetrachloroethene		3.1	ug/L	
W-3401	5/6/21	DUP	Trichloroethene		14	ug/L	
W-3401	5/6/21	DUP	Trichlorofluoromethane	<	0.5	ug/L	
W-3401	5/6/21	DUP	Trichlorotrifluoroethane		1.6	ug/L	
W-3401	5/6/21	DUP	Vinyl chloride	<	0.5	ug/L	
W-3401	5/6/21	DUP	cis-1,2-Dichloroethene	<	0.5	ug/L	
W-3401	5/6/21	DUP	trans-1,2-Dichloroethene	<	0.5	ug/L	
W-3402	3/17/21		1,1,1-Trichloroethane	<	0.5	ug/L	
W-3402	3/17/21		1,1,2-Trichloroethane	<	0.5	ug/L	
W-3402	3/17/21		1,1-Dichloroethane	<	0.5	ug/L	
W-3402	3/17/21		1,1-Dichloroethene		2	ug/L	
W-3402	3/17/21		1,2-Dichloroethane	<	0.5	ug/L	
W-3402	3/17/21		Bromodichloromethane	<	0.5	ug/L	
W-3402	3/17/21		Bromoform	<	0.5	ug/L	
W-3402	3/17/21		Carbon tetrachloride	<	0.5	ug/L	
W-3402	3/17/21		Chloroform		3.6	ug/L	
W-3402	3/17/21		Dibromochloromethane	<	0.5	ug/L	
W-3402	3/17/21		Tetrachloroethene		4.5	ug/L	
W-3402	3/17/21		Trichloroethene		48	ug/L	
W-3402	3/17/21		Trichlorofluoromethane	<	0.5	ug/L	
W-3402	3/17/21		Trichlorotrifluoroethane		0.96	ug/L	
W-3402	3/17/21		Vinyl chloride	<	0.5	ug/L	
W-3402	3/17/21		cis-1,2-Dichloroethene	<	0.5	ug/L	
W-3402	3/17/21		trans-1,2-Dichloroethene	<	0.5	ug/L	
W-3402	9/21/21		1,1,1-Trichloroethane	<	0.5	ug/L	
W-3402	9/21/21		1,1,2-Trichloroethane	<	0.5	ug/L	
W-3402	9/21/21		1,1-Dichloroethane	<	0.5	ug/L	
W-3402	9/21/21		1,1-Dichloroethene		1.9	ug/L	
W-3402	9/21/21		1,2-Dichloroethane	<	0.5	ug/L	
W-3402	9/21/21		Bromodichloromethane	<	0.5	ug/L	
W-3402	9/21/21		Bromoform	<	0.5	ug/L	
W-3402	9/21/21		Carbon tetrachloride	<	0.5	ug/L	
W-3402	9/21/21		Chloroform		3.4	ug/L	
W-3402	9/21/21		Dibromochloromethane	<	0.5	ug/L	
W-3402	9/21/21		Tetrachloroethene		4.4	ug/L	
W-3402	9/21/21		Trichloroethene		45	ug/L	
W-3402	9/21/21		Trichlorofluoromethane	<	0.5	ug/L	
W-3402	9/21/21		Trichlorotrifluoroethane		1.1	ug/L	
W-3402	9/21/21		Vinyl chloride	<	0.5	ug/L	
W-3402	9/21/21		cis-1,2-Dichloroethene	<	0.5	ug/L	
W-3402	9/21/21		trans-1,2-Dichloroethene	<	0.5	ug/L	
W-3403	2/24/21		1,1,1-Trichloroethane	<	0.5	ug/L	
W-3403	2/24/21		1,1,2-Trichloroethane	<	0.5	ug/L	
W-3403	2/24/21		1,1-Dichloroethane	<	0.5	ug/L	
W-3403	2/24/21		1,1-Dichloroethene	<	0.5	ug/L	
W-3403	2/24/21		1,2-Dichloroethane	<	0.5	ug/L	
W-3403	2/24/21		Bromodichloromethane	<	0.5	ug/L	
W-3403	2/24/21		Bromoform	<	0.5	ug/L	
W-3403	2/24/21		Carbon tetrachloride	<	0.5	ug/L	
W-3403	2/24/21		Chloroform	<	0.5	ug/L	
W-3403	2/24/21		Dibromochloromethane	<	0.5	ug/L	
W-3403	2/24/21		Tetrachloroethene	<	0.5	ug/L	

Attachment 2. Table 1. Groundwater analytical data, Livermore Site, 2021.

Well	Date	Sample Type	Parameter	LOS Indicator	Result	Units	QA Flag
W-3403	2/24/21		Trichloroethene	<	0.5	ug/L	
W-3403	2/24/21		Trichlorofluoromethane	<	0.5	ug/L	
W-3403	2/24/21		Trichlorotrifluoroethane	<	0.5	ug/L	
W-3403	2/24/21		Vinyl chloride	<	0.5	ug/L	
W-3403	2/24/21		cis-1,2-Dichloroethene	<	0.5	ug/L	
W-3403	2/24/21		trans-1,2-Dichloroethene	<	0.5	ug/L	
W-351	1/12/21		1,1,1-Trichloroethane	<	0.5	ug/L	
W-351	1/12/21		1,1,2-Trichloroethane	<	0.5	ug/L	
W-351	1/12/21		1,1-Dichloroethane	<	0.5	ug/L	
W-351	1/12/21		1,1-Dichloroethene		11	ug/L	
W-351	1/12/21		1,2-Dichloroethane		1.2	ug/L	
W-351	1/12/21		Bromodichloromethane	<	0.5	ug/L	
W-351	1/12/21		Bromoform	<	0.5	ug/L	
W-351	1/12/21		Carbon tetrachloride		23	ug/L	
W-351	1/12/21		Chloroform		4.2	ug/L	
W-351	1/12/21		Dibromochloromethane	<	0.5	ug/L	
W-351	1/12/21		Tetrachloroethene		5.4	ug/L	
W-351	1/12/21		Trichloroethene		470	ug/L	D
W-351	1/12/21		Trichlorofluoromethane		1.7	ug/L	
W-351	1/12/21		Trichlorotrifluoroethane		3.9	ug/L	
W-351	1/12/21		Vinyl chloride	<	0.5	ug/L	
W-351	1/12/21		cis-1,2-Dichloroethene	<	0.5	ug/L	
W-351	1/12/21		trans-1,2-Dichloroethene	<	0.5	ug/L	
W-351	4/8/21		1,1,1-Trichloroethane	<	0.5	ug/L	
W-351	4/8/21		1,1,2-Trichloroethane	<	0.5	ug/L	
W-351	4/8/21		1,1-Dichloroethane	<	0.5	ug/L	
W-351	4/8/21		1,1-Dichloroethene		11	ug/L	
W-351	4/8/21		1,2-Dichloroethane		1.2	ug/L	
W-351	4/8/21		Bromodichloromethane	<	0.5	ug/L	
W-351	4/8/21		Bromoform	<	0.5	ug/L	
W-351	4/8/21		Carbon tetrachloride		22	ug/L	
W-351	4/8/21		Chloroform		4.2	ug/L	
W-351	4/8/21		Dibromochloromethane	<	0.5	ug/L	
W-351	4/8/21		Tetrachloroethene		5.1	ug/L	
W-351	4/8/21		Trichloroethene		450	ug/L	D
W-351	4/8/21		Trichlorofluoromethane		1.8	ug/L	
W-351	4/8/21		Trichlorotrifluoroethane		3.6	ug/L	
W-351	4/8/21		Vinyl chloride	<	0.5	ug/L	
W-351	4/8/21		cis-1,2-Dichloroethene	<	0.5	ug/L	
W-351	4/8/21		trans-1,2-Dichloroethene	<	0.5	ug/L	
W-351	7/13/21		1,1,1-Trichloroethane	<	0.5	ug/L	
W-351	7/13/21		1,1,2-Trichloroethane	<	0.5	ug/L	
W-351	7/13/21		1,1-Dichloroethane	<	0.5	ug/L	
W-351	7/13/21		1,1-Dichloroethene		10	ug/L	
W-351	7/13/21		1,2-Dichloroethane		1.2	ug/L	
W-351	7/13/21		Bromodichloromethane	<	0.5	ug/L	
W-351	7/13/21		Bromoform	<	0.5	ug/L	
W-351	7/13/21		Carbon tetrachloride		22	ug/L	
W-351	7/13/21		Chloroform		4.4	ug/L	
W-351	7/13/21		Dibromochloromethane	<	0.5	ug/L	
W-351	7/13/21		Tetrachloroethene		5.1	ug/L	
W-351	7/13/21		Trichloroethene		460	ug/L	D
W-351	7/13/21		Trichlorofluoromethane		1.8	ug/L	
W-351	7/13/21		Trichlorotrifluoroethane		3.6	ug/L	
W-351	7/13/21		Vinyl chloride	<	0.5	ug/L	
W-351	7/13/21		cis-1,2-Dichloroethene	<	0.5	ug/L	
W-351	7/13/21		trans-1,2-Dichloroethene	<	0.5	ug/L	
W-351	10/5/21		1,1,1-Trichloroethane	<	0.5	ug/L	
W-351	10/5/21		1,1,2-Trichloroethane	<	0.5	ug/L	
W-351	10/5/21		1,1-Dichloroethane	<	0.5	ug/L	

Attachment 2. Table 1. Groundwater analytical data, Livermore Site, 2021.

Well	Date	Sample Type	Parameter	LOS Indicator	Result	Units	QA Flag
W-351	10/5/21		1,1-Dichloroethene		10	ug/L	
W-351	10/5/21		1,2-Dichloroethane		1.2	ug/L	
W-351	10/5/21		Bromodichloromethane	<	0.5	ug/L	
W-351	10/5/21		Bromoform	<	0.5	ug/L	
W-351	10/5/21		Carbon tetrachloride		21	ug/L	
W-351	10/5/21		Chloroform		4.5	ug/L	
W-351	10/5/21		Dibromochloromethane	<	0.5	ug/L	
W-351	10/5/21		Tetrachloroethene		4.8	ug/L	
W-351	10/5/21		Trichloroethene		480	ug/L	D
W-351	10/5/21		Trichlorofluoromethane		1.9	ug/L	
W-351	10/5/21		Trichlorotrifluoroethane		4	ug/L	
W-351	10/5/21		Vinyl chloride	<	0.5	ug/L	
W-351	10/5/21		cis-1,2-Dichloroethene	<	0.5	ug/L	
W-351	10/5/21		trans-1,2-Dichloroethene	<	0.5	ug/L	
W-353	2/3/21		1,1,1-Trichloroethane	<	0.5	ug/L	
W-353	2/3/21		1,1,2-Trichloroethane	<	0.5	ug/L	
W-353	2/3/21		1,1-Dichloroethane	<	0.5	ug/L	
W-353	2/3/21		1,1-Dichloroethene	<	0.5	ug/L	
W-353	2/3/21		1,2-Dichloroethane	<	0.5	ug/L	
W-353	2/3/21		Bromodichloromethane	<	0.5	ug/L	
W-353	2/3/21		Bromoform	<	0.5	ug/L	
W-353	2/3/21		Carbon tetrachloride	<	0.5	ug/L	
W-353	2/3/21		Chloroform	<	0.5	ug/L	
W-353	2/3/21		Dibromochloromethane	<	0.5	ug/L	
W-353	2/3/21		Tetrachloroethene		0.52	ug/L	
W-353	2/3/21		Trichloroethene		10	ug/L	
W-353	2/3/21		Trichlorofluoromethane	<	0.5	ug/L	
W-353	2/3/21		Trichlorotrifluoroethane	<	0.5	ug/L	
W-353	2/3/21		Vinyl chloride	<	0.5	ug/L	
W-353	2/3/21		cis-1,2-Dichloroethene	<	0.5	ug/L	
W-353	2/3/21		trans-1,2-Dichloroethene	<	0.5	ug/L	
W-354	3/16/21		1,1,1-Trichloroethane	<	0.5	ug/L	
W-354	3/16/21		1,1,2-Trichloroethane	<	0.5	ug/L	
W-354	3/16/21		1,1-Dichloroethane	<	0.5	ug/L	
W-354	3/16/21		1,1-Dichloroethene	<	0.5	ug/L	
W-354	3/16/21		1,2-Dichloroethane	<	0.5	ug/L	
W-354	3/16/21		Bromodichloromethane	<	0.5	ug/L	
W-354	3/16/21		Bromoform	<	0.5	ug/L	
W-354	3/16/21		Carbon tetrachloride	<	0.5	ug/L	
W-354	3/16/21		Chloroform	<	0.5	ug/L	
W-354	3/16/21		Dibromochloromethane	<	0.5	ug/L	
W-354	3/16/21		Tetrachloroethene	<	0.5	ug/L	
W-354	3/16/21		Trichloroethene		11	ug/L	
W-354	3/16/21		Trichlorofluoromethane	<	0.5	ug/L	
W-354	3/16/21		Trichlorotrifluoroethane	<	0.5	ug/L	
W-354	3/16/21		Vinyl chloride	<	0.5	ug/L	
W-354	3/16/21		cis-1,2-Dichloroethene	<	0.5	ug/L	
W-354	3/16/21		trans-1,2-Dichloroethene	<	0.5	ug/L	
W-354	3/16/21	DUP	1,1,1-Trichloroethane	<	0.5	ug/L	
W-354	3/16/21	DUP	1,1,2-Trichloroethane	<	0.5	ug/L	
W-354	3/16/21	DUP	1,1-Dichloroethane	<	0.5	ug/L	
W-354	3/16/21	DUP	1,1-Dichloroethene	<	0.5	ug/L	
W-354	3/16/21	DUP	1,2-Dichloroethane	<	0.5	ug/L	
W-354	3/16/21	DUP	Bromodichloromethane	<	0.5	ug/L	
W-354	3/16/21	DUP	Bromoform	<	0.5	ug/L	
W-354	3/16/21	DUP	Carbon tetrachloride	<	0.5	ug/L	
W-354	3/16/21	DUP	Chloroform	<	0.5	ug/L	
W-354	3/16/21	DUP	Dibromochloromethane	<	0.5	ug/L	
W-354	3/16/21	DUP	Tetrachloroethene	<	0.5	ug/L	
W-354	3/16/21	DUP	Trichloroethene		10	ug/L	

Attachment 2. Table 1. Groundwater analytical data, Livermore Site, 2021.

Well	Date	Sample Type	Parameter	LOS Indicator	Result	Units	QA Flag
W-354	3/16/21	DUP	Trichlorofluoromethane	<	0.5	ug/L	
W-354	3/16/21	DUP	Trichlorotrifluoroethane	<	0.5	ug/L	
W-354	3/16/21	DUP	Vinyl chloride	<	0.5	ug/L	
W-354	3/16/21	DUP	cis-1,2-Dichloroethene	<	0.5	ug/L	
W-354	3/16/21	DUP	trans-1,2-Dichloroethene	<	0.5	ug/L	
W-354	5/3/21		1,1,1-Trichloroethane	<	0.5	ug/L	
W-354	5/3/21		1,1,2-Trichloroethane	<	0.5	ug/L	
W-354	5/3/21		1,1-Dichloroethane	<	0.5	ug/L	
W-354	5/3/21		1,1-Dichloroethene		1.5	ug/L	
W-354	5/3/21		1,2-Dichloroethane		0.81	ug/L	
W-354	5/3/21		Bromodichloromethane	<	0.5	ug/L	
W-354	5/3/21		Bromoform	<	0.5	ug/L	
W-354	5/3/21		Carbon tetrachloride		2.7	ug/L	
W-354	5/3/21		Chloroform		2.4	ug/L	
W-354	5/3/21		Dibromochloromethane	<	0.5	ug/L	
W-354	5/3/21		Tetrachloroethene		2.6	ug/L	
W-354	5/3/21		Trichloroethene		66	ug/L	D
W-354	5/3/21		Trichlorofluoromethane	<	0.5	ug/L	
W-354	5/3/21		Trichlorotrifluoroethane	<	0.5	ug/L	
W-354	5/3/21		Vinyl chloride	<	0.5	ug/L	
W-354	5/3/21		cis-1,2-Dichloroethene		1.1	ug/L	
W-354	5/3/21		trans-1,2-Dichloroethene	<	0.5	ug/L	
W-354	5/3/21		Tritium		784	pCi/L	
W-354	10/18/21		1,1,1-Trichloroethane	<	0.5	ug/L	O
W-354	10/18/21		1,1,2-Trichloroethane	<	0.5	ug/L	
W-354	10/18/21		1,1-Dichloroethane	<	0.5	ug/L	
W-354	10/18/21		1,1-Dichloroethene	<	0.5	ug/L	O
W-354	10/18/21		1,2-Dichloroethane	<	0.5	ug/L	O
W-354	10/18/21		Bromodichloromethane	<	0.5	ug/L	
W-354	10/18/21		Bromoform	<	0.5	ug/L	
W-354	10/18/21		Carbon tetrachloride	<	0.5	ug/L	
W-354	10/18/21		Chloroform	<	0.5	ug/L	
W-354	10/18/21		Dibromochloromethane	<	0.5	ug/L	
W-354	10/18/21		Tetrachloroethene	<	0.5	ug/L	
W-354	10/18/21		Trichloroethene		6.5	ug/L	
W-354	10/18/21		Trichlorofluoromethane	<	0.5	ug/L	
W-354	10/18/21		Trichlorotrifluoroethane	<	0.5	ug/L	
W-354	10/18/21		Vinyl chloride	<	0.5	ug/L	
W-354	10/18/21		cis-1,2-Dichloroethene	<	0.5	ug/L	O
W-354	10/18/21		trans-1,2-Dichloroethene	<	0.5	ug/L	
W-354	10/18/21		Tritium		430	pCi/L	
W-354	10/18/21	DUP	1,1,1-Trichloroethane	<	0.5	ug/L	O
W-354	10/18/21	DUP	1,1,2-Trichloroethane	<	0.5	ug/L	
W-354	10/18/21	DUP	1,1-Dichloroethane	<	0.5	ug/L	
W-354	10/18/21	DUP	1,1-Dichloroethene	<	0.5	ug/L	O
W-354	10/18/21	DUP	1,2-Dichloroethane	<	0.5	ug/L	O
W-354	10/18/21	DUP	Bromodichloromethane	<	0.5	ug/L	
W-354	10/18/21	DUP	Bromoform	<	0.5	ug/L	
W-354	10/18/21	DUP	Carbon tetrachloride	<	0.5	ug/L	
W-354	10/18/21	DUP	Chloroform	<	0.5	ug/L	
W-354	10/18/21	DUP	Dibromochloromethane	<	0.5	ug/L	
W-354	10/18/21	DUP	Tetrachloroethene	<	0.5	ug/L	
W-354	10/18/21	DUP	Trichloroethene		7.6	ug/L	
W-354	10/18/21	DUP	Trichlorofluoromethane	<	0.5	ug/L	
W-354	10/18/21	DUP	Trichlorotrifluoroethane	<	0.5	ug/L	
W-354	10/18/21	DUP	Vinyl chloride	<	0.5	ug/L	
W-354	10/18/21	DUP	cis-1,2-Dichloroethene	<	0.5	ug/L	O
W-354	10/18/21	DUP	trans-1,2-Dichloroethene	<	0.5	ug/L	
W-355	9/8/21		1,1,1-Trichloroethane	<	0.5	ug/L	
W-355	9/8/21		1,1,2-Trichloroethane	<	0.5	ug/L	

Attachment 2. Table 1. Groundwater analytical data, Livermore Site, 2021.

Well	Date	Sample Type	Parameter	LOS Indicator	Result	Units	QA Flag
W-355	9/8/21		1,1-Dichloroethane	<	0.5	ug/L	
W-355	9/8/21		1,1-Dichloroethene	<	0.5	ug/L	
W-355	9/8/21		1,2-Dichloroethane	<	0.5	ug/L	
W-355	9/8/21		Bromodichloromethane	<	0.5	ug/L	
W-355	9/8/21		Bromoform	<	0.5	ug/L	
W-355	9/8/21		Carbon tetrachloride	<	0.5	ug/L	
W-355	9/8/21		Chloroform	<	0.5	ug/L	
W-355	9/8/21		Dibromochloromethane	<	0.5	ug/L	
W-355	9/8/21		Tetrachloroethene	<	0.5	ug/L	
W-355	9/8/21		Trichloroethene		7	ug/L	
W-355	9/8/21		Trichlorofluoromethane		0.77	ug/L	
W-355	9/8/21		Trichlorotrifluoroethane	<	0.5	ug/L	
W-355	9/8/21		Vinyl chloride	<	0.5	ug/L	
W-355	9/8/21		cis-1,2-Dichloroethene	<	0.5	ug/L	
W-355	9/8/21		trans-1,2-Dichloroethene	<	0.5	ug/L	
W-356	2/2/21		Tritium	<	100	pCi/L	
W-356	3/11/21		1,1,1-Trichloroethane	<	0.5	ug/L	
W-356	3/11/21		1,1,2-Trichloroethane	<	0.5	ug/L	
W-356	3/11/21		1,1-Dichloroethane	<	0.5	ug/L	
W-356	3/11/21		1,1-Dichloroethene		8.2	ug/L	
W-356	3/11/21		1,2-Dichloroethane	<	0.5	ug/L	
W-356	3/11/21		Bromodichloromethane	<	0.5	ug/L	
W-356	3/11/21		Bromoform	<	0.5	ug/L	
W-356	3/11/21		Carbon tetrachloride	<	0.5	ug/L	
W-356	3/11/21		Chloroform		0.69	ug/L	
W-356	3/11/21		Dibromochloromethane	<	0.5	ug/L	
W-356	3/11/21		Tetrachloroethene		2.5	ug/L	
W-356	3/11/21		Trichloroethene		40	ug/L	
W-356	3/11/21		Trichlorofluoromethane	<	0.5	ug/L	
W-356	3/11/21		Trichlorotrifluoroethane		1.6	ug/L	
W-356	3/11/21		Vinyl chloride	<	0.5	ug/L	
W-356	3/11/21		cis-1,2-Dichloroethene		3.3	ug/L	
W-356	3/11/21		trans-1,2-Dichloroethene	<	0.5	ug/L	
W-356	3/11/21	DUP	1,1,1-Trichloroethane	<	0.5	ug/L	
W-356	3/11/21	DUP	1,1,2-Trichloroethane	<	0.5	ug/L	
W-356	3/11/21	DUP	1,1-Dichloroethane	<	0.5	ug/L	
W-356	3/11/21	DUP	1,1-Dichloroethene		9.6	ug/L	
W-356	3/11/21	DUP	1,2-Dichloroethane	<	0.5	ug/L	
W-356	3/11/21	DUP	Bromodichloromethane	<	0.5	ug/L	
W-356	3/11/21	DUP	Bromoform	<	0.5	ug/L	
W-356	3/11/21	DUP	Carbon tetrachloride	<	0.5	ug/L	
W-356	3/11/21	DUP	Chloroform		0.69	ug/L	
W-356	3/11/21	DUP	Dibromochloromethane	<	0.5	ug/L	
W-356	3/11/21	DUP	Tetrachloroethene		2.6	ug/L	
W-356	3/11/21	DUP	Trichloroethene		42	ug/L	
W-356	3/11/21	DUP	Trichlorofluoromethane	<	0.5	ug/L	
W-356	3/11/21	DUP	Trichlorotrifluoroethane		2.3	ug/L	
W-356	3/11/21	DUP	Vinyl chloride	<	0.5	ug/L	
W-356	3/11/21	DUP	cis-1,2-Dichloroethene		3.3	ug/L	
W-356	3/11/21	DUP	trans-1,2-Dichloroethene	<	0.5	ug/L	
W-356	9/29/21		1,1,1-Trichloroethane	<	0.5	ug/L	
W-356	9/29/21		1,1,2-Trichloroethane	<	0.5	ug/L	
W-356	9/29/21		1,1-Dichloroethane	<	0.5	ug/L	
W-356	9/29/21		1,1-Dichloroethene		8.2	ug/L	
W-356	9/29/21		1,2-Dichloroethane	<	0.5	ug/L	
W-356	9/29/21		Bromodichloromethane	<	0.5	ug/L	
W-356	9/29/21		Bromoform	<	0.5	ug/L	
W-356	9/29/21		Carbon tetrachloride	<	0.5	ug/L	
W-356	9/29/21		Chloroform		0.6	ug/L	
W-356	9/29/21		Dibromochloromethane	<	0.5	ug/L	

Attachment 2. Table 1. Groundwater analytical data, Livermore Site, 2021.

Well	Date	Sample Type	Parameter	LOS Indicator	Result	Units	QA Flag
W-356	9/29/21		Tetrachloroethene		2.2	ug/L	
W-356	9/29/21		Trichloroethene		38	ug/L	
W-356	9/29/21		Trichlorofluoromethane	<	0.5	ug/L	
W-356	9/29/21		Trichlorotrifluoroethane		1.5	ug/L	
W-356	9/29/21		Vinyl chloride	<	0.5	ug/L	
W-356	9/29/21		cis-1,2-Dichloroethene		2.3	ug/L	
W-356	9/29/21		trans-1,2-Dichloroethene	<	0.5	ug/L	
W-356	9/29/21	DUP	1,1,1-Trichloroethane	<	0.5	ug/L	
W-356	9/29/21	DUP	1,1,2-Trichloroethane	<	0.5	ug/L	
W-356	9/29/21	DUP	1,1-Dichloroethane	<	0.5	ug/L	
W-356	9/29/21	DUP	1,1-Dichloroethene		7.6	ug/L	
W-356	9/29/21	DUP	1,2-Dichloroethane	<	0.5	ug/L	
W-356	9/29/21	DUP	Bromodichloromethane	<	0.5	ug/L	
W-356	9/29/21	DUP	Bromoform	<	0.5	ug/L	
W-356	9/29/21	DUP	Carbon tetrachloride	<	0.5	ug/L	
W-356	9/29/21	DUP	Chloroform		0.56	ug/L	
W-356	9/29/21	DUP	Dibromochloromethane	<	0.5	ug/L	
W-356	9/29/21	DUP	Tetrachloroethene		2	ug/L	
W-356	9/29/21	DUP	Trichloroethene		37	ug/L	
W-356	9/29/21	DUP	Trichlorofluoromethane	<	0.5	ug/L	
W-356	9/29/21	DUP	Trichlorotrifluoroethane		1.4	ug/L	
W-356	9/29/21	DUP	Vinyl chloride	<	0.5	ug/L	
W-356	9/29/21	DUP	cis-1,2-Dichloroethene		2.2	ug/L	
W-356	9/29/21	DUP	trans-1,2-Dichloroethene	<	0.5	ug/L	
W-356	10/5/21		1,1,1-Trichloroethane	<	0.5	ug/L	
W-356	10/5/21		1,1,2-Trichloroethane	<	0.5	ug/L	
W-356	10/5/21		1,1-Dichloroethane	<	0.5	ug/L	
W-356	10/5/21		1,1-Dichloroethene		8.1	ug/L	
W-356	10/5/21		1,2-Dichloroethane	<	0.5	ug/L	
W-356	10/5/21		Bromodichloromethane	<	0.5	ug/L	
W-356	10/5/21		Bromoform	<	0.5	ug/L	
W-356	10/5/21		Carbon tetrachloride	<	0.5	ug/L	
W-356	10/5/21		Chloroform		0.63	ug/L	
W-356	10/5/21		Dibromochloromethane	<	0.5	ug/L	
W-356	10/5/21		Tetrachloroethene		2.3	ug/L	
W-356	10/5/21		Trichloroethene		41	ug/L	
W-356	10/5/21		Trichlorofluoromethane	<	0.5	ug/L	
W-356	10/5/21		Trichlorotrifluoroethane		1.6	ug/L	
W-356	10/5/21		Vinyl chloride	<	0.5	ug/L	
W-356	10/5/21		cis-1,2-Dichloroethene		2.3	ug/L	
W-356	10/5/21		trans-1,2-Dichloroethene	<	0.5	ug/L	
W-357	1/13/21		1,1,1-Trichloroethane	<	0.5	ug/L	
W-357	1/13/21		1,1,2-Trichloroethane	<	0.5	ug/L	
W-357	1/13/21		1,1-Dichloroethane	<	0.5	ug/L	
W-357	1/13/21		1,1-Dichloroethene		1.2	ug/L	
W-357	1/13/21		1,2-Dichloroethane	<	0.5	ug/L	
W-357	1/13/21		Bromodichloromethane	<	0.5	ug/L	
W-357	1/13/21		Bromoform	<	0.5	ug/L	
W-357	1/13/21		Carbon tetrachloride		1.3	ug/L	
W-357	1/13/21		Chloroform		3.5	ug/L	
W-357	1/13/21		Chromium		0.023	mg/L	
W-357	1/13/21		Dibromochloromethane	<	0.5	ug/L	
W-357	1/13/21		Tetrachloroethene		1.1	ug/L	
W-357	1/13/21		Trichloroethene		27	ug/L	
W-357	1/13/21		Trichlorofluoromethane	<	0.5	ug/L	
W-357	1/13/21		Trichlorotrifluoroethane		2.7	ug/L	
W-357	1/13/21		Vinyl chloride	<	0.5	ug/L	
W-357	1/13/21		cis-1,2-Dichloroethene	<	0.5	ug/L	
W-357	1/13/21		trans-1,2-Dichloroethene	<	0.5	ug/L	
W-357	4/14/21		1,1,1-Trichloroethane	<	0.5	ug/L	

Attachment 2. Table 1. Groundwater analytical data, Livermore Site, 2021.

Well	Date	Sample Type	Parameter	LOS Indicator	Result	Units	QA Flag
W-357	4/14/21		1,1,2-Trichloroethane	<	0.5	ug/L	
W-357	4/14/21		1,1-Dichloroethane	<	0.5	ug/L	
W-357	4/14/21		1,1-Dichloroethene		1	ug/L	
W-357	4/14/21		1,2-Dichloroethane	<	0.5	ug/L	
W-357	4/14/21		Bromodichloromethane	<	0.5	ug/L	
W-357	4/14/21		Bromoform	<	0.5	ug/L	
W-357	4/14/21		Carbon tetrachloride		1.3	ug/L	
W-357	4/14/21		Chloroform		3.5	ug/L	
W-357	4/14/21		Dibromochloromethane	<	0.5	ug/L	
W-357	4/14/21		Tetrachloroethene		1.1	ug/L	
W-357	4/14/21		Trichloroethene		25	ug/L	
W-357	4/14/21		Trichlorofluoromethane	<	0.5	ug/L	
W-357	4/14/21		Trichlorotrifluoroethane		2.6	ug/L	
W-357	4/14/21		Vinyl chloride	<	0.5	ug/L	
W-357	4/14/21		cis-1,2-Dichloroethene	<	0.5	ug/L	
W-357	4/14/21		trans-1,2-Dichloroethene	<	0.5	ug/L	
W-357	7/15/21		1,1,1-Trichloroethane	<	0.5	ug/L	
W-357	7/15/21		1,1,2-Trichloroethane	<	0.5	ug/L	
W-357	7/15/21		1,1-Dichloroethane	<	0.5	ug/L	
W-357	7/15/21		1,1-Dichloroethene		0.99	ug/L	
W-357	7/15/21		1,2-Dichloroethane	<	0.5	ug/L	
W-357	7/15/21		Bromodichloromethane	<	0.5	ug/L	
W-357	7/15/21		Bromoform	<	0.5	ug/L	
W-357	7/15/21		Carbon tetrachloride		1.3	ug/L	
W-357	7/15/21		Chloroform		3.5	ug/L	
W-357	7/15/21		Chromium		0.02	mg/L	
W-357	7/15/21		Dibromochloromethane	<	0.5	ug/L	
W-357	7/15/21		Tetrachloroethene		1.2	ug/L	
W-357	7/15/21		Trichloroethene		26	ug/L	
W-357	7/15/21		Trichlorofluoromethane	<	0.5	ug/L	
W-357	7/15/21		Trichlorotrifluoroethane		2.6	ug/L	
W-357	7/15/21		Vinyl chloride	<	0.5	ug/L	
W-357	7/15/21		cis-1,2-Dichloroethene	<	0.5	ug/L	
W-357	7/15/21		trans-1,2-Dichloroethene	<	0.5	ug/L	
W-359	1/14/21		1,1,1-Trichloroethane	<	0.5	ug/L	
W-359	1/14/21		1,1,2-Trichloroethane	<	0.5	ug/L	
W-359	1/14/21		1,1-Dichloroethane	<	0.5	ug/L	
W-359	1/14/21		1,1-Dichloroethene		11	ug/L	
W-359	1/14/21		1,2-Dichloroethane	<	0.5	ug/L	
W-359	1/14/21		Bromodichloromethane	<	0.5	ug/L	
W-359	1/14/21		Bromoform	<	0.5	ug/L	
W-359	1/14/21		Carbon tetrachloride		1.9	ug/L	
W-359	1/14/21		Chloroform		1.9	ug/L	
W-359	1/14/21		Chromium		0.0068	mg/L	
W-359	1/14/21		Dibromochloromethane	<	0.5	ug/L	
W-359	1/14/21		Tetrachloroethene		6.8	ug/L	
W-359	1/14/21		Trichloroethene		120	ug/L	D
W-359	1/14/21		Trichlorofluoromethane	<	0.5	ug/L	
W-359	1/14/21		Trichlorotrifluoroethane		3.1	ug/L	
W-359	1/14/21		Vinyl chloride	<	0.5	ug/L	
W-359	1/14/21		cis-1,2-Dichloroethene	<	0.5	ug/L	
W-359	1/14/21		trans-1,2-Dichloroethene	<	0.5	ug/L	
W-359	4/7/21		Tritium	<	100	pCi/L	
W-359	4/21/21		1,1,1-Trichloroethane	<	0.5	ug/L	
W-359	4/21/21		1,1,2-Trichloroethane	<	0.5	ug/L	
W-359	4/21/21		1,1-Dichloroethane	<	0.5	ug/L	
W-359	4/21/21		1,1-Dichloroethene		9.6	ug/L	
W-359	4/21/21		1,2-Dichloroethane	<	0.5	ug/L	
W-359	4/21/21		Bromodichloromethane	<	0.5	ug/L	
W-359	4/21/21		Bromoform	<	0.5	ug/L	

Attachment 2. Table 1. Groundwater analytical data, Livermore Site, 2021.

Well	Date	Sample Type	Parameter	LOS Indicator	Result	Units	QA Flag
W-359	4/21/21		Carbon tetrachloride		1.7	ug/L	
W-359	4/21/21		Chloroform		2.3	ug/L	
W-359	4/21/21		Dibromochloromethane	<	0.5	ug/L	
W-359	4/21/21		Tetrachloroethene		6.6	ug/L	
W-359	4/21/21		Trichloroethene		120	ug/L	D
W-359	4/21/21		Trichlorofluoromethane	<	0.5	ug/L	
W-359	4/21/21		Trichlorotrifluoroethane		2.4	ug/L	
W-359	4/21/21		Vinyl chloride	<	0.5	ug/L	
W-359	4/21/21		cis-1,2-Dichloroethene	<	0.5	ug/L	
W-359	4/21/21		trans-1,2-Dichloroethene	<	0.5	ug/L	
W-359	7/20/21		1,1,1-Trichloroethane	<	0.5	ug/L	
W-359	7/20/21		1,1,2-Trichloroethane	<	0.5	ug/L	
W-359	7/20/21		1,1-Dichloroethane	<	0.5	ug/L	
W-359	7/20/21		1,1-Dichloroethene		11	ug/L	
W-359	7/20/21		1,2-Dichloroethane	<	0.5	ug/L	
W-359	7/20/21		Bromodichloromethane	<	0.5	ug/L	
W-359	7/20/21		Bromoform	<	0.5	ug/L	
W-359	7/20/21		Carbon tetrachloride		2	ug/L	
W-359	7/20/21		Chloroform		3.7	ug/L	
W-359	7/20/21		Chromium		0.0062	mg/L	
W-359	7/20/21		Dibromochloromethane	<	0.5	ug/L	
W-359	7/20/21		Tetrachloroethene		7.3	ug/L	
W-359	7/20/21		Trichloroethene		130	ug/L	D
W-359	7/20/21		Trichlorofluoromethane	<	0.5	ug/L	
W-359	7/20/21		Trichlorotrifluoroethane		3.1	ug/L	
W-359	7/20/21		Vinyl chloride	<	0.5	ug/L	
W-359	7/20/21		cis-1,2-Dichloroethene	<	0.5	ug/L	
W-359	7/20/21		trans-1,2-Dichloroethene	<	0.5	ug/L	
W-359	10/14/21		1,1,1-Trichloroethane	<	0.5	ug/L	
W-359	10/14/21		1,1,2-Trichloroethane	<	0.5	ug/L	
W-359	10/14/21		1,1-Dichloroethane	<	0.5	ug/L	
W-359	10/14/21		1,1-Dichloroethene		10	ug/L	
W-359	10/14/21		1,2-Dichloroethane	<	0.5	ug/L	
W-359	10/14/21		Bromodichloromethane	<	0.5	ug/L	
W-359	10/14/21		Bromoform	<	0.5	ug/L	
W-359	10/14/21		Carbon tetrachloride		1.7	ug/L	
W-359	10/14/21		Chloroform		4.8	ug/L	
W-359	10/14/21		Dibromochloromethane	<	0.5	ug/L	
W-359	10/14/21		Tetrachloroethene		6.6	ug/L	
W-359	10/14/21		Trichloroethene		120	ug/L	D
W-359	10/14/21		Trichlorofluoromethane	<	0.5	ug/L	
W-359	10/14/21		Trichlorotrifluoroethane		3.4	ug/L	
W-359	10/14/21		Vinyl chloride	<	0.5	ug/L	
W-359	10/14/21		cis-1,2-Dichloroethene	<	0.5	ug/L	
W-359	10/14/21		trans-1,2-Dichloroethene	<	0.5	ug/L	
W-3601	3/16/21		1,1,1-Trichloroethane	<	0.5	ug/L	
W-3601	3/16/21		1,1,2-Trichloroethane	<	0.5	ug/L	
W-3601	3/16/21		1,1-Dichloroethane		0.85	ug/L	
W-3601	3/16/21		1,1-Dichloroethene		8.7	ug/L	
W-3601	3/16/21		1,2-Dichloroethane		2.9	ug/L	
W-3601	3/16/21		Bromodichloromethane	<	0.5	ug/L	
W-3601	3/16/21		Bromoform	<	0.5	ug/L	
W-3601	3/16/21		Carbon tetrachloride		1.8	ug/L	
W-3601	3/16/21		Chloroform		2.1	ug/L	
W-3601	3/16/21		Dibromochloromethane	<	0.5	ug/L	
W-3601	3/16/21		Tetrachloroethene		9.8	ug/L	
W-3601	3/16/21		Trichloroethene		100	ug/L	
W-3601	3/16/21		Trichlorofluoromethane	<	0.5	ug/L	
W-3601	3/16/21		Trichlorotrifluoroethane	<	0.5	ug/L	
W-3601	3/16/21		Vinyl chloride	<	0.5	ug/L	

Attachment 2. Table 1. Groundwater analytical data, Livermore Site, 2021.

Well	Date	Sample Type	Parameter	LOS Indicator	Result	Units	QA Flag
W-3601	3/16/21		cis-1,2-Dichloroethene	<	0.5	ug/L	
W-3601	3/16/21		trans-1,2-Dichloroethene	<	0.5	ug/L	
W-3601	3/16/21	DUP	1,1,1-Trichloroethane	<	0.5	ug/L	
W-3601	3/16/21	DUP	1,1,2-Trichloroethane	<	0.5	ug/L	
W-3601	3/16/21	DUP	1,1-Dichloroethane		0.96	ug/L	
W-3601	3/16/21	DUP	1,1-Dichloroethene		8.4	ug/L	
W-3601	3/16/21	DUP	1,2-Dichloroethane		2.9	ug/L	
W-3601	3/16/21	DUP	Bromodichloromethane	<	0.5	ug/L	
W-3601	3/16/21	DUP	Bromoform	<	0.5	ug/L	
W-3601	3/16/21	DUP	Carbon tetrachloride		2	ug/L	
W-3601	3/16/21	DUP	Chloroform		2.2	ug/L	
W-3601	3/16/21	DUP	Dibromochloromethane	<	0.5	ug/L	
W-3601	3/16/21	DUP	Tetrachloroethene		10	ug/L	
W-3601	3/16/21	DUP	Trichloroethene		101	ug/L	D
W-3601	3/16/21	DUP	Trichlorofluoromethane	<	0.5	ug/L	
W-3601	3/16/21	DUP	Trichlorotrifluoroethane	<	0.5	ug/L	
W-3601	3/16/21	DUP	Vinyl chloride	<	0.5	ug/L	
W-3601	3/16/21	DUP	cis-1,2-Dichloroethene	<	0.5	ug/L	
W-3601	3/16/21	DUP	trans-1,2-Dichloroethene	<	0.5	ug/L	
W-3601	5/10/21		1,1,1-Trichloroethane	<	0.5	ug/L	
W-3601	5/10/21		1,1,2-Trichloroethane	<	0.5	ug/L	
W-3601	5/10/21		1,1-Dichloroethane		0.85	ug/L	
W-3601	5/10/21		1,1-Dichloroethene		8.9	ug/L	
W-3601	5/10/21		1,2-Dichloroethane		2.7	ug/L	
W-3601	5/10/21		Bromodichloromethane	<	0.5	ug/L	
W-3601	5/10/21		Bromoform	<	0.5	ug/L	
W-3601	5/10/21		Carbon tetrachloride		2.1	ug/L	
W-3601	5/10/21		Chloroform		2.5	ug/L	
W-3601	5/10/21		Dibromochloromethane	<	0.5	ug/L	
W-3601	5/10/21		Tetrachloroethene		13	ug/L	
W-3601	5/10/21		Trichloroethene		110	ug/L	D
W-3601	5/10/21		Trichlorofluoromethane	<	0.5	ug/L	
W-3601	5/10/21		Trichlorotrifluoroethane	<	0.5	ug/L	
W-3601	5/10/21		Vinyl chloride	<	0.5	ug/L	
W-3601	5/10/21		cis-1,2-Dichloroethene	<	0.5	ug/L	
W-3601	5/10/21		trans-1,2-Dichloroethene	<	0.5	ug/L	
W-3601	9/23/21		1,1,1-Trichloroethane	<	0.5	ug/L	
W-3601	9/23/21		1,1,2-Trichloroethane	<	0.5	ug/L	
W-3601	9/23/21		1,1-Dichloroethane	<	0.5	ug/L	
W-3601	9/23/21		1,1-Dichloroethene		4.8	ug/L	
W-3601	9/23/21		1,2-Dichloroethane		1.3	ug/L	
W-3601	9/23/21		Bromodichloromethane	<	0.5	ug/L	
W-3601	9/23/21		Bromoform	<	0.5	ug/L	
W-3601	9/23/21		Carbon tetrachloride		2.4	ug/L	
W-3601	9/23/21		Chloroform		2.7	ug/L	
W-3601	9/23/21		Dibromochloromethane	<	0.5	ug/L	
W-3601	9/23/21		Tetrachloroethene		10	ug/L	
W-3601	9/23/21		Trichloroethene		87	ug/L	
W-3601	9/23/21		Trichlorofluoromethane	<	0.5	ug/L	
W-3601	9/23/21		Trichlorotrifluoroethane	<	0.5	ug/L	
W-3601	9/23/21		Vinyl chloride	<	0.5	ug/L	
W-3601	9/23/21		cis-1,2-Dichloroethene	<	0.5	ug/L	
W-3601	9/23/21		trans-1,2-Dichloroethene	<	0.5	ug/L	
W-3601	9/23/21	DUP	1,1,1-Trichloroethane	<	0.5	ug/L	
W-3601	9/23/21	DUP	1,1,2-Trichloroethane	<	0.5	ug/L	
W-3601	9/23/21	DUP	1,1-Dichloroethane		0.55	ug/L	
W-3601	9/23/21	DUP	1,1-Dichloroethene		6	ug/L	
W-3601	9/23/21	DUP	1,2-Dichloroethane		1.3	ug/L	
W-3601	9/23/21	DUP	Bromodichloromethane	<	0.5	ug/L	
W-3601	9/23/21	DUP	Bromoform	<	0.5	ug/L	

Attachment 2. Table 1. Groundwater analytical data, Livermore Site, 2021.

Well	Date	Sample Type	Parameter	LOS Indicator	Result	Units	QA Flag
W-3601	9/23/21	DUP	Carbon tetrachloride		2.4	ug/L	
W-3601	9/23/21	DUP	Chloroform		2.9	ug/L	
W-3601	9/23/21	DUP	Dibromochloromethane	<	0.5	ug/L	
W-3601	9/23/21	DUP	Tetrachloroethene		11	ug/L	
W-3601	9/23/21	DUP	Trichloroethene		93	ug/L	D
W-3601	9/23/21	DUP	Trichlorofluoromethane	<	0.5	ug/L	
W-3601	9/23/21	DUP	Trichlorotrifluoroethane	<	0.5	ug/L	
W-3601	9/23/21	DUP	Vinyl chloride	<	0.5	ug/L	
W-3601	9/23/21	DUP	cis-1,2-Dichloroethene	<	0.5	ug/L	
W-3601	9/23/21	DUP	trans-1,2-Dichloroethene	<	0.5	ug/L	
W-3601	10/7/21		1,1,1-Trichloroethane	<	0.5	ug/L	
W-3601	10/7/21		1,1,2-Trichloroethane	<	0.5	ug/L	
W-3601	10/7/21		1,1-Dichloroethane	<	0.5	ug/L	
W-3601	10/7/21		1,1-Dichloroethene		4.9	ug/L	
W-3601	10/7/21		1,2-Dichloroethane		1.2	ug/L	
W-3601	10/7/21		Bromodichloromethane	<	0.5	ug/L	
W-3601	10/7/21		Bromoform	<	0.5	ug/L	
W-3601	10/7/21		Carbon tetrachloride		2.6	ug/L	
W-3601	10/7/21		Chloroform		2.8	ug/L	
W-3601	10/7/21		Dibromochloromethane	<	0.5	ug/L	
W-3601	10/7/21		Tetrachloroethene		11	ug/L	
W-3601	10/7/21		Trichloroethene		85	ug/L	
W-3601	10/7/21		Trichlorofluoromethane	<	0.5	ug/L	
W-3601	10/7/21		Trichlorotrifluoroethane	<	0.5	ug/L	
W-3601	10/7/21		Vinyl chloride	<	0.5	ug/L	
W-3601	10/7/21		cis-1,2-Dichloroethene	<	0.5	ug/L	
W-3601	10/7/21		trans-1,2-Dichloroethene	<	0.5	ug/L	
W-3602	3/16/21		1,1,1-Trichloroethane	<	0.5	ug/L	
W-3602	3/16/21		1,1,2-Trichloroethane	<	0.5	ug/L	
W-3602	3/16/21		1,1-Dichloroethane		0.91	ug/L	
W-3602	3/16/21		1,1-Dichloroethene		24	ug/L	
W-3602	3/16/21		1,2-Dichloroethane		4.4	ug/L	
W-3602	3/16/21		Bromodichloromethane	<	0.5	ug/L	
W-3602	3/16/21		Bromoform	<	0.5	ug/L	
W-3602	3/16/21		Carbon tetrachloride	<	0.5	ug/L	
W-3602	3/16/21		Chloroform		2	ug/L	
W-3602	3/16/21		Dibromochloromethane	<	0.5	ug/L	
W-3602	3/16/21		Tetrachloroethene		8.3	ug/L	
W-3602	3/16/21		Trichloroethene		150	ug/L	D
W-3602	3/16/21		Trichlorofluoromethane	<	0.5	ug/L	
W-3602	3/16/21		Trichlorotrifluoroethane	<	0.5	ug/L	
W-3602	3/16/21		Vinyl chloride	<	0.5	ug/L	
W-3602	3/16/21		cis-1,2-Dichloroethene		0.65	ug/L	
W-3602	3/16/21		trans-1,2-Dichloroethene	<	0.5	ug/L	
W-3602	3/16/21	DUP	1,1,1-Trichloroethane	<	0.5	ug/L	
W-3602	3/16/21	DUP	1,1,2-Trichloroethane	<	0.5	ug/L	
W-3602	3/16/21	DUP	1,1-Dichloroethane		0.98	ug/L	
W-3602	3/16/21	DUP	1,1-Dichloroethene		26	ug/L	
W-3602	3/16/21	DUP	1,2-Dichloroethane		4.8	ug/L	
W-3602	3/16/21	DUP	Bromodichloromethane	<	0.5	ug/L	
W-3602	3/16/21	DUP	Bromoform	<	0.5	ug/L	
W-3602	3/16/21	DUP	Carbon tetrachloride	<	0.5	ug/L	
W-3602	3/16/21	DUP	Chloroform		2.2	ug/L	
W-3602	3/16/21	DUP	Dibromochloromethane	<	0.5	ug/L	
W-3602	3/16/21	DUP	Tetrachloroethene		8.9	ug/L	
W-3602	3/16/21	DUP	Trichloroethene		150	ug/L	D
W-3602	3/16/21	DUP	Trichlorofluoromethane	<	0.5	ug/L	
W-3602	3/16/21	DUP	Trichlorotrifluoroethane	<	0.5	ug/L	
W-3602	3/16/21	DUP	Vinyl chloride	<	0.5	ug/L	
W-3602	3/16/21	DUP	cis-1,2-Dichloroethene		0.73	ug/L	

Attachment 2. Table 1. Groundwater analytical data, Livermore Site, 2021.

Well	Date	Sample Type	Parameter	LOS Indicator	Result	Units	QA Flag
W-3602	3/16/21	DUP	trans-1,2-Dichloroethene	<	0.5	ug/L	
W-3602	5/12/21		1,1,1-Trichloroethane	<	0.5	ug/L	
W-3602	5/12/21		1,1,2-Trichloroethane	<	0.5	ug/L	
W-3602	5/12/21		1,1-Dichloroethane		0.74	ug/L	
W-3602	5/12/21		1,1-Dichloroethene		20	ug/L	
W-3602	5/12/21		1,2-Dichloroethane		3.7	ug/L	
W-3602	5/12/21		Bromodichloromethane	<	0.5	ug/L	
W-3602	5/12/21		Bromoform	<	0.5	ug/L	
W-3602	5/12/21		Carbon tetrachloride	<	0.5	ug/L	
W-3602	5/12/21		Chloroform		1.7	ug/L	
W-3602	5/12/21		Dibromochloromethane	<	0.5	ug/L	
W-3602	5/12/21		Tetrachloroethene		8.7	ug/L	
W-3602	5/12/21		Trichloroethene		130	ug/L	D
W-3602	5/12/21		Trichlorofluoromethane	<	0.5	ug/L	
W-3602	5/12/21		Trichlorotrifluoroethane	<	0.5	ug/L	
W-3602	5/12/21		Vinyl chloride	<	0.5	ug/L	
W-3602	5/12/21		cis-1,2-Dichloroethene	<	0.5	ug/L	
W-3602	5/12/21		trans-1,2-Dichloroethene	<	0.5	ug/L	
W-3602	9/23/21		1,1,1-Trichloroethane	<	0.5	ug/L	
W-3602	9/23/21		1,1,2-Trichloroethane	<	0.5	ug/L	
W-3602	9/23/21		1,1-Dichloroethane	<	0.5	ug/L	
W-3602	9/23/21		1,1-Dichloroethene		8.2	ug/L	
W-3602	9/23/21		1,2-Dichloroethane		3.1	ug/L	
W-3602	9/23/21		Bromodichloromethane	<	0.5	ug/L	
W-3602	9/23/21		Bromoform	<	0.5	ug/L	
W-3602	9/23/21		Carbon tetrachloride	<	0.5	ug/L	
W-3602	9/23/21		Chloroform		0.94	ug/L	
W-3602	9/23/21		Dibromochloromethane	<	0.5	ug/L	
W-3602	9/23/21		Tetrachloroethene		3.7	ug/L	
W-3602	9/23/21		Trichloroethene		74	ug/L	
W-3602	9/23/21		Trichlorofluoromethane	<	0.5	ug/L	
W-3602	9/23/21		Trichlorotrifluoroethane	<	0.5	ug/L	
W-3602	9/23/21		Vinyl chloride	<	0.5	ug/L	
W-3602	9/23/21		cis-1,2-Dichloroethene	<	0.5	ug/L	
W-3602	9/23/21		trans-1,2-Dichloroethene	<	0.5	ug/L	
W-3602	9/23/21	DUP	1,1,1-Trichloroethane	<	0.5	ug/L	
W-3602	9/23/21	DUP	1,1,2-Trichloroethane	<	0.5	ug/L	
W-3602	9/23/21	DUP	1,1-Dichloroethane	<	0.5	ug/L	
W-3602	9/23/21	DUP	1,1-Dichloroethene		8.6	ug/L	
W-3602	9/23/21	DUP	1,2-Dichloroethane		3	ug/L	
W-3602	9/23/21	DUP	Bromodichloromethane	<	0.5	ug/L	
W-3602	9/23/21	DUP	Bromoform	<	0.5	ug/L	
W-3602	9/23/21	DUP	Carbon tetrachloride	<	0.5	ug/L	
W-3602	9/23/21	DUP	Chloroform		0.97	ug/L	
W-3602	9/23/21	DUP	Dibromochloromethane	<	0.5	ug/L	
W-3602	9/23/21	DUP	Tetrachloroethene		3.8	ug/L	
W-3602	9/23/21	DUP	Trichloroethene		76	ug/L	
W-3602	9/23/21	DUP	Trichlorofluoromethane	<	0.5	ug/L	
W-3602	9/23/21	DUP	Trichlorotrifluoroethane	<	0.5	ug/L	
W-3602	9/23/21	DUP	Vinyl chloride	<	0.5	ug/L	
W-3602	9/23/21	DUP	cis-1,2-Dichloroethene	<	0.5	ug/L	
W-3602	9/23/21	DUP	trans-1,2-Dichloroethene	<	0.5	ug/L	
W-3602	10/7/21		1,1,1-Trichloroethane	<	0.5	ug/L	
W-3602	10/7/21		1,1,2-Trichloroethane	<	0.5	ug/L	
W-3602	10/7/21		1,1-Dichloroethane	<	0.5	ug/L	
W-3602	10/7/21		1,1-Dichloroethene		9	ug/L	
W-3602	10/7/21		1,2-Dichloroethane		3.2	ug/L	
W-3602	10/7/21		Bromodichloromethane	<	0.5	ug/L	
W-3602	10/7/21		Bromoform	<	0.5	ug/L	
W-3602	10/7/21		Carbon tetrachloride	<	0.5	ug/L	

Attachment 2. Table 1. Groundwater analytical data, Livermore Site, 2021.

Well	Date	Sample Type	Parameter	LOS Indicator	Result	Units	QA Flag
W-3602	10/7/21		Chloroform		0.99	ug/L	
W-3602	10/7/21		Dibromochloromethane	<	0.5	ug/L	
W-3602	10/7/21		Tetrachloroethene		3.9	ug/L	
W-3602	10/7/21		Trichloroethene		74	ug/L	
W-3602	10/7/21		Trichlorofluoromethane	<	0.5	ug/L	
W-3602	10/7/21		Trichlorotrifluoroethane	<	0.5	ug/L	
W-3602	10/7/21		Vinyl chloride	<	0.5	ug/L	
W-3602	10/7/21		cis-1,2-Dichloroethene	<	0.5	ug/L	
W-3602	10/7/21		trans-1,2-Dichloroethene	<	0.5	ug/L	
W-3602	10/7/21	DUP	1,1,1-Trichloroethane	<	0.5	ug/L	
W-3602	10/7/21	DUP	1,1,2-Trichloroethane	<	0.5	ug/L	
W-3602	10/7/21	DUP	1,1-Dichloroethane	<	0.5	ug/L	
W-3602	10/7/21	DUP	1,1-Dichloroethene		9.4	ug/L	
W-3602	10/7/21	DUP	1,2-Dichloroethane		3.3	ug/L	
W-3602	10/7/21	DUP	Bromodichloromethane	<	0.5	ug/L	
W-3602	10/7/21	DUP	Bromoform	<	0.5	ug/L	
W-3602	10/7/21	DUP	Carbon tetrachloride	<	0.5	ug/L	
W-3602	10/7/21	DUP	Chloroform		0.99	ug/L	
W-3602	10/7/21	DUP	Dibromochloromethane	<	0.5	ug/L	
W-3602	10/7/21	DUP	Tetrachloroethene		4.2	ug/L	
W-3602	10/7/21	DUP	Trichloroethene		78	ug/L	
W-3602	10/7/21	DUP	Trichlorofluoromethane	<	0.5	ug/L	
W-3602	10/7/21	DUP	Trichlorotrifluoroethane	<	0.5	ug/L	
W-3602	10/7/21	DUP	Vinyl chloride	<	0.5	ug/L	
W-3602	10/7/21	DUP	cis-1,2-Dichloroethene	<	0.5	ug/L	
W-3602	10/7/21	DUP	trans-1,2-Dichloroethene	<	0.5	ug/L	
W-3603	3/16/21	DUP	1,1,1-Trichloroethane	<	0.5	ug/L	
W-3603	3/16/21	DUP	1,1,2-Trichloroethane	<	0.5	ug/L	
W-3603	3/16/21	DUP	1,1-Dichloroethane	<	0.5	ug/L	
W-3603	3/16/21	DUP	1,1-Dichloroethene		0.93	ug/L	
W-3603	3/16/21	DUP	1,2-Dichloroethane	<	0.5	ug/L	
W-3603	3/16/21	DUP	Bromodichloromethane	<	0.5	ug/L	
W-3603	3/16/21	DUP	Bromoform	<	0.5	ug/L	
W-3603	3/16/21	DUP	Carbon tetrachloride		8	ug/L	
W-3603	3/16/21	DUP	Chloroform		7.9	ug/L	
W-3603	3/16/21	DUP	Dibromochloromethane	<	0.5	ug/L	
W-3603	3/16/21	DUP	Tetrachloroethene		1.9	ug/L	
W-3603	3/16/21	DUP	Trichloroethene		200	ug/L	D
W-3603	3/16/21	DUP	Trichlorofluoromethane	<	0.5	ug/L	
W-3603	3/16/21	DUP	Trichlorotrifluoroethane		0.88	ug/L	
W-3603	3/16/21	DUP	Vinyl chloride	<	0.5	ug/L	
W-3603	3/16/21	DUP	cis-1,2-Dichloroethene	<	0.5	ug/L	
W-3603	3/16/21	DUP	trans-1,2-Dichloroethene	<	0.5	ug/L	
W-3603	5/6/21		1,1,1-Trichloroethane	<	0.5	ug/L	
W-3603	5/6/21		1,1,2-Trichloroethane	<	0.5	ug/L	
W-3603	5/6/21		1,1-Dichloroethane	<	0.5	ug/L	
W-3603	5/6/21		1,1-Dichloroethene		1.2	ug/L	
W-3603	5/6/21		1,2-Dichloroethane	<	0.5	ug/L	
W-3603	5/6/21		Bromodichloromethane	<	0.5	ug/L	
W-3603	5/6/21		Bromoform	<	0.5	ug/L	
W-3603	5/6/21		Carbon tetrachloride		10	ug/L	
W-3603	5/6/21		Chloroform		10	ug/L	
W-3603	5/6/21		Dibromochloromethane	<	0.5	ug/L	
W-3603	5/6/21		Tetrachloroethene		2.4	ug/L	
W-3603	5/6/21		Trichloroethene		250	ug/L	D
W-3603	5/6/21		Trichlorofluoromethane	<	0.5	ug/L	
W-3603	5/6/21		Trichlorotrifluoroethane		0.78	ug/L	
W-3603	5/6/21		Vinyl chloride	<	0.5	ug/L	
W-3603	5/6/21		cis-1,2-Dichloroethene	<	0.5	ug/L	
W-3603	5/6/21		trans-1,2-Dichloroethene	<	0.5	ug/L	

Attachment 2. Table 1. Groundwater analytical data, Livermore Site, 2021.

Well	Date	Sample Type	Parameter	LOS Indicator	Result	Units	QA Flag
W-3603	9/1/21		1,1,1-Trichloroethane	<	0.5	ug/L	
W-3603	9/1/21		1,1,2-Trichloroethane	<	0.5	ug/L	
W-3603	9/1/21		1,1-Dichloroethane	<	0.5	ug/L	
W-3603	9/1/21		1,1-Dichloroethene		1	ug/L	
W-3603	9/1/21		1,2-Dichloroethane	<	0.5	ug/L	
W-3603	9/1/21		Bromodichloromethane	<	0.5	ug/L	
W-3603	9/1/21		Bromoform	<	0.5	ug/L	
W-3603	9/1/21		Carbon tetrachloride		9.6	ug/L	
W-3603	9/1/21		Chloroform		12	ug/L	
W-3603	9/1/21		Dibromochloromethane	<	0.5	ug/L	
W-3603	9/1/21		Tetrachloroethene		2.1	ug/L	
W-3603	9/1/21		Trichloroethene		250	ug/L	D
W-3603	9/1/21		Trichlorofluoromethane	<	0.5	ug/L	
W-3603	9/1/21		Trichlorotrifluoroethane		0.77	ug/L	
W-3603	9/1/21		Vinyl chloride	<	0.5	ug/L	
W-3603	9/1/21		cis-1,2-Dichloroethene	<	0.5	ug/L	
W-3603	9/1/21		trans-1,2-Dichloroethene	<	0.5	ug/L	
W-3603	9/1/21	DUP	1,1,1-Trichloroethane	<	0.5	ug/L	
W-3603	9/1/21	DUP	1,1,2-Trichloroethane	<	0.5	ug/L	
W-3603	9/1/21	DUP	1,1-Dichloroethane	<	0.5	ug/L	
W-3603	9/1/21	DUP	1,1-Dichloroethene		1.2	ug/L	
W-3603	9/1/21	DUP	1,2-Dichloroethane	<	0.5	ug/L	
W-3603	9/1/21	DUP	Bromodichloromethane	<	0.5	ug/L	
W-3603	9/1/21	DUP	Bromoform	<	0.5	ug/L	
W-3603	9/1/21	DUP	Carbon tetrachloride		10	ug/L	L
W-3603	9/1/21	DUP	Chloroform		12	ug/L	
W-3603	9/1/21	DUP	Dibromochloromethane	<	0.5	ug/L	
W-3603	9/1/21	DUP	Tetrachloroethene		2.1	ug/L	
W-3603	9/1/21	DUP	Trichloroethene		270	ug/L	D
W-3603	9/1/21	DUP	Trichlorofluoromethane	<	0.5	ug/L	
W-3603	9/1/21	DUP	Trichlorotrifluoroethane		1	ug/L	
W-3603	9/1/21	DUP	Vinyl chloride	<	0.5	ug/L	
W-3603	9/1/21	DUP	cis-1,2-Dichloroethene	<	0.5	ug/L	
W-3603	9/1/21	DUP	trans-1,2-Dichloroethene	<	0.5	ug/L	
W-3603	10/7/21		1,1,1-Trichloroethane	<	0.5	ug/L	
W-3603	10/7/21		1,1,2-Trichloroethane	<	0.5	ug/L	
W-3603	10/7/21		1,1-Dichloroethane	<	0.5	ug/L	
W-3603	10/7/21		1,1-Dichloroethene		1.2	ug/L	
W-3603	10/7/21		1,2-Dichloroethane	<	0.5	ug/L	
W-3603	10/7/21		Bromodichloromethane	<	0.5	ug/L	
W-3603	10/7/21		Bromoform	<	0.5	ug/L	
W-3603	10/7/21		Carbon tetrachloride		8.7	ug/L	
W-3603	10/7/21		Chloroform		11	ug/L	
W-3603	10/7/21		Dibromochloromethane	<	0.5	ug/L	
W-3603	10/7/21		Tetrachloroethene		2.1	ug/L	
W-3603	10/7/21		Trichloroethene		260	ug/L	D
W-3603	10/7/21		Trichlorofluoromethane	<	0.5	ug/L	
W-3603	10/7/21		Trichlorotrifluoroethane		0.67	ug/L	
W-3603	10/7/21		Vinyl chloride	<	0.5	ug/L	
W-3603	10/7/21		cis-1,2-Dichloroethene	<	0.5	ug/L	
W-3603	10/7/21		trans-1,2-Dichloroethene	<	0.5	ug/L	
W-362	9/13/21		1,1,1-Trichloroethane	<	0.5	ug/L	
W-362	9/13/21		1,1,2-Trichloroethane	<	0.5	ug/L	
W-362	9/13/21		1,1-Dichloroethane	<	0.5	ug/L	
W-362	9/13/21		1,1-Dichloroethene	<	0.5	ug/L	
W-362	9/13/21		1,2-Dichloroethane	<	0.5	ug/L	
W-362	9/13/21		Bromodichloromethane	<	0.5	ug/L	
W-362	9/13/21		Bromoform	<	0.5	ug/L	
W-362	9/13/21		Carbon tetrachloride	<	0.5	ug/L	
W-362	9/13/21		Chloroform	<	0.5	ug/L	

Attachment 2. Table 1. Groundwater analytical data, Livermore Site, 2021.

Well	Date	Sample Type	Parameter	LOS Indicator	Result	Units	QA Flag
W-362	9/13/21		Dibromochloromethane	<	0.5	ug/L	
W-362	9/13/21		Tetrachloroethene	<	0.5	ug/L	
W-362	9/13/21		Trichloroethene		1.9	ug/L	
W-362	9/13/21		Trichlorofluoromethane	<	0.5	ug/L	
W-362	9/13/21		Trichlorotrifluoroethane	<	0.5	ug/L	
W-362	9/13/21		Vinyl chloride	<	0.5	ug/L	
W-362	9/13/21		cis-1,2-Dichloroethene	<	0.5	ug/L	
W-362	9/13/21		trans-1,2-Dichloroethene	<	0.5	ug/L	
W-363	1/20/21		Lead	<	0.05	mg/L	
W-363	1/20/21		Tritium		547	pCi/L	
W-363	1/25/21		1,1,1-Trichloroethane	<	0.5	ug/L	
W-363	1/25/21		1,1,2-Trichloroethane	<	0.5	ug/L	
W-363	1/25/21		1,1-Dichloroethane		0.8	ug/L	
W-363	1/25/21		1,1-Dichloroethene		7.2	ug/L	
W-363	1/25/21		1,2-Dichloroethane		1.7	ug/L	
W-363	1/25/21		Bromodichloromethane	<	0.5	ug/L	
W-363	1/25/21		Bromoform	<	0.5	ug/L	
W-363	1/25/21		Carbon tetrachloride		1.6	ug/L	
W-363	1/25/21		Chloroform		13	ug/L	
W-363	1/25/21		Dibromochloromethane	<	0.5	ug/L	
W-363	1/25/21		Tetrachloroethene		14	ug/L	
W-363	1/25/21		Trichloroethene		120	ug/L	D
W-363	1/25/21		Trichlorofluoromethane	<	0.5	ug/L	
W-363	1/25/21		Trichlorotrifluoroethane		20	ug/L	
W-363	1/25/21		Vinyl chloride	<	0.5	ug/L	
W-363	1/25/21		cis-1,2-Dichloroethene	<	0.5	ug/L	
W-363	1/25/21		trans-1,2-Dichloroethene	<	0.5	ug/L	
W-363	1/25/21	DUP	1,1,1-Trichloroethane	<	0.5	ug/L	
W-363	1/25/21	DUP	1,1,2-Trichloroethane	<	0.5	ug/L	
W-363	1/25/21	DUP	1,1-Dichloroethane		0.81	ug/L	
W-363	1/25/21	DUP	1,1-Dichloroethene		7.3	ug/L	
W-363	1/25/21	DUP	1,2-Dichloroethane		1.6	ug/L	
W-363	1/25/21	DUP	Bromodichloromethane	<	0.5	ug/L	
W-363	1/25/21	DUP	Bromoform	<	0.5	ug/L	
W-363	1/25/21	DUP	Carbon tetrachloride		1.6	ug/L	
W-363	1/25/21	DUP	Chloroform		13	ug/L	
W-363	1/25/21	DUP	Dibromochloromethane	<	0.5	ug/L	
W-363	1/25/21	DUP	Tetrachloroethene		14	ug/L	
W-363	1/25/21	DUP	Trichloroethene		120	ug/L	D
W-363	1/25/21	DUP	Trichlorofluoromethane	<	0.5	ug/L	
W-363	1/25/21	DUP	Trichlorotrifluoroethane		21	ug/L	
W-363	1/25/21	DUP	Vinyl chloride	<	0.5	ug/L	
W-363	1/25/21	DUP	cis-1,2-Dichloroethene	<	0.5	ug/L	
W-363	1/25/21	DUP	trans-1,2-Dichloroethene	<	0.5	ug/L	
W-363	5/4/21		1,1,1-Trichloroethane	<	0.5	ug/L	
W-363	5/4/21		1,1,2-Trichloroethane	<	0.5	ug/L	
W-363	5/4/21		1,1-Dichloroethane		0.84	ug/L	
W-363	5/4/21		1,1-Dichloroethene		9.2	ug/L	
W-363	5/4/21		1,2-Dichloroethane		2.3	ug/L	
W-363	5/4/21		Bromodichloromethane	<	0.5	ug/L	
W-363	5/4/21		Bromoform	<	0.5	ug/L	
W-363	5/4/21		Carbon tetrachloride		1.7	ug/L	
W-363	5/4/21		Chloroform		17	ug/L	
W-363	5/4/21		Dibromochloromethane	<	0.5	ug/L	
W-363	5/4/21		Tetrachloroethene		18	ug/L	
W-363	5/4/21		Trichloroethene		160	ug/L	D
W-363	5/4/21		Trichlorofluoromethane	<	0.5	ug/L	
W-363	5/4/21		Trichlorotrifluoroethane		19	ug/L	
W-363	5/4/21		Vinyl chloride	<	0.5	ug/L	
W-363	5/4/21		cis-1,2-Dichloroethene	<	0.5	ug/L	

Attachment 2. Table 1. Groundwater analytical data, Livermore Site, 2021.

Well	Date	Sample Type	Parameter	LOS Indicator	Result	Units	QA Flag
W-363	5/4/21		trans-1,2-Dichloroethene	<	0.5	ug/L	
W-363	9/29/21		1,1,1-Trichloroethane	<	0.5	ug/L	
W-363	9/29/21		1,1,2-Trichloroethane	<	0.5	ug/L	
W-363	9/29/21		1,1-Dichloroethane		0.7	ug/L	
W-363	9/29/21		1,1-Dichloroethene		6.3	ug/L	
W-363	9/29/21		1,2-Dichloroethane		1.7	ug/L	
W-363	9/29/21		Bromodichloromethane	<	0.5	ug/L	
W-363	9/29/21		Bromoform	<	0.5	ug/L	
W-363	9/29/21		Carbon tetrachloride		1.6	ug/L	
W-363	9/29/21		Chloroform		15	ug/L	
W-363	9/29/21		Dibromochloromethane	<	0.5	ug/L	
W-363	9/29/21		Tetrachloroethene		12	ug/L	
W-363	9/29/21		Trichloroethene		110	ug/L	D
W-363	9/29/21		Trichlorofluoromethane	<	0.5	ug/L	
W-363	9/29/21		Trichlorotrifluoroethane		18	ug/L	
W-363	9/29/21		Vinyl chloride	<	0.5	ug/L	
W-363	9/29/21		cis-1,2-Dichloroethene	<	0.5	ug/L	
W-363	9/29/21		trans-1,2-Dichloroethene	<	0.5	ug/L	
W-363	9/29/21	DUP	1,1,1-Trichloroethane	<	0.5	ug/L	
W-363	9/29/21	DUP	1,1,2-Trichloroethane	<	0.5	ug/L	
W-363	9/29/21	DUP	1,1-Dichloroethane		0.72	ug/L	
W-363	9/29/21	DUP	1,1-Dichloroethene		7.5	ug/L	
W-363	9/29/21	DUP	1,2-Dichloroethane		1.7	ug/L	
W-363	9/29/21	DUP	Bromodichloromethane	<	0.5	ug/L	
W-363	9/29/21	DUP	Bromoform	<	0.5	ug/L	
W-363	9/29/21	DUP	Carbon tetrachloride		1.6	ug/L	
W-363	9/29/21	DUP	Chloroform		15	ug/L	
W-363	9/29/21	DUP	Dibromochloromethane	<	0.5	ug/L	
W-363	9/29/21	DUP	Tetrachloroethene		14	ug/L	
W-363	9/29/21	DUP	Trichloroethene		112	ug/L	D
W-363	9/29/21	DUP	Trichlorofluoromethane	<	0.5	ug/L	
W-363	9/29/21	DUP	Trichlorotrifluoroethane		26	ug/L	
W-363	9/29/21	DUP	Vinyl chloride	<	0.5	ug/L	
W-363	9/29/21	DUP	cis-1,2-Dichloroethene	<	0.5	ug/L	
W-363	9/29/21	DUP	trans-1,2-Dichloroethene	<	0.5	ug/L	
W-363	10/12/21		1,1,1-Trichloroethane	<	0.5	ug/L	
W-363	10/12/21		1,1,2-Trichloroethane	<	0.5	ug/L	
W-363	10/12/21		1,1-Dichloroethane		0.77	ug/L	
W-363	10/12/21		1,1-Dichloroethene		7.1	ug/L	
W-363	10/12/21		1,2-Dichloroethane		1.7	ug/L	
W-363	10/12/21		Bromodichloromethane	<	0.5	ug/L	
W-363	10/12/21		Bromoform	<	0.5	ug/L	
W-363	10/12/21		Carbon tetrachloride		1.6	ug/L	
W-363	10/12/21		Chloroform		14	ug/L	
W-363	10/12/21		Dibromochloromethane	<	0.5	ug/L	
W-363	10/12/21		Tetrachloroethene		13	ug/L	
W-363	10/12/21		Trichloroethene		130	ug/L	D
W-363	10/12/21		Trichlorofluoromethane	<	0.5	ug/L	
W-363	10/12/21		Trichlorotrifluoroethane		21	ug/L	
W-363	10/12/21		Vinyl chloride	<	0.5	ug/L	
W-363	10/12/21		cis-1,2-Dichloroethene	<	0.5	ug/L	
W-363	10/12/21		trans-1,2-Dichloroethene	<	0.5	ug/L	
W-364	9/2/21		Tritium	<	100	pCi/L	
W-364	9/29/21		1,1,1-Trichloroethane	<	0.5	ug/L	
W-364	9/29/21		1,1,2-Trichloroethane	<	0.5	ug/L	
W-364	9/29/21		1,1-Dichloroethane	<	0.5	ug/L	
W-364	9/29/21		1,1-Dichloroethene		10	ug/L	
W-364	9/29/21		1,2-Dichloroethane	<	0.5	ug/L	
W-364	9/29/21		Bromodichloromethane	<	0.5	ug/L	
W-364	9/29/21		Bromoform	<	0.5	ug/L	

Attachment 2. Table 1. Groundwater analytical data, Livermore Site, 2021.

Well	Date	Sample Type	Parameter	LOS Indicator	Result	Units	QA Flag
W-364	9/29/21		Carbon tetrachloride	<	0.5	ug/L	
W-364	9/29/21		Chloroform		0.65	ug/L	
W-364	9/29/21		Dibromochloromethane	<	0.5	ug/L	
W-364	9/29/21		Tetrachloroethene		6.2	ug/L	
W-364	9/29/21		Trichloroethene		53	ug/L	
W-364	9/29/21		Trichlorofluoromethane	<	0.5	ug/L	
W-364	9/29/21		Trichlorotrifluoroethane		2.2	ug/L	
W-364	9/29/21		Vinyl chloride	<	0.5	ug/L	
W-364	9/29/21		cis-1,2-Dichloroethene		2.1	ug/L	
W-364	9/29/21		trans-1,2-Dichloroethene	<	0.5	ug/L	
W-364	9/29/21	DUP	1,1,1-Trichloroethane	<	0.5	ug/L	
W-364	9/29/21	DUP	1,1,2-Trichloroethane	<	0.5	ug/L	
W-364	9/29/21	DUP	1,1-Dichloroethane	<	0.5	ug/L	
W-364	9/29/21	DUP	1,1-Dichloroethene		9.7	ug/L	
W-364	9/29/21	DUP	1,2-Dichloroethane	<	0.5	ug/L	
W-364	9/29/21	DUP	Bromodichloromethane	<	0.5	ug/L	
W-364	9/29/21	DUP	Bromoform	<	0.5	ug/L	
W-364	9/29/21	DUP	Carbon tetrachloride	<	0.5	ug/L	
W-364	9/29/21	DUP	Chloroform		0.63	ug/L	
W-364	9/29/21	DUP	Dibromochloromethane	<	0.5	ug/L	
W-364	9/29/21	DUP	Tetrachloroethene		6.3	ug/L	
W-364	9/29/21	DUP	Trichloroethene		52	ug/L	
W-364	9/29/21	DUP	Trichlorofluoromethane	<	0.5	ug/L	
W-364	9/29/21	DUP	Trichlorotrifluoroethane		2.1	ug/L	
W-364	9/29/21	DUP	Vinyl chloride	<	0.5	ug/L	
W-364	9/29/21	DUP	cis-1,2-Dichloroethene		2.1	ug/L	
W-364	9/29/21	DUP	trans-1,2-Dichloroethene	<	0.5	ug/L	
W-364	10/5/21		1,1,1-Trichloroethane	<	0.5	ug/L	
W-364	10/5/21		1,1,2-Trichloroethane	<	0.5	ug/L	
W-364	10/5/21		1,1-Dichloroethane	<	0.5	ug/L	
W-364	10/5/21		1,1-Dichloroethene		0.78	ug/L	
W-364	10/5/21		1,2-Dichloroethane	<	0.5	ug/L	
W-364	10/5/21		Bromodichloromethane	<	0.5	ug/L	
W-364	10/5/21		Bromoform	<	0.5	ug/L	
W-364	10/5/21		Carbon tetrachloride	<	0.5	ug/L	
W-364	10/5/21		Chloroform	<	0.5	ug/L	
W-364	10/5/21		Dibromochloromethane	<	0.5	ug/L	
W-364	10/5/21		Tetrachloroethene		1.1	ug/L	
W-364	10/5/21		Trichloroethene		8.5	ug/L	
W-364	10/5/21		Trichlorofluoromethane	<	0.5	ug/L	
W-364	10/5/21		Trichlorotrifluoroethane	<	0.5	ug/L	
W-364	10/5/21		Vinyl chloride	<	0.5	ug/L	
W-364	10/5/21		cis-1,2-Dichloroethene	<	0.5	ug/L	
W-364	10/5/21		trans-1,2-Dichloroethene	<	0.5	ug/L	
W-365	9/9/21		1,1,1-Trichloroethane	<	0.5	ug/L	
W-365	9/9/21		1,1,2-Trichloroethane	<	0.5	ug/L	
W-365	9/9/21		1,1-Dichloroethane	<	0.5	ug/L	
W-365	9/9/21		1,1-Dichloroethene	<	0.5	ug/L	
W-365	9/9/21		1,2-Dichloroethane	<	0.5	ug/L	
W-365	9/9/21		Bromodichloromethane	<	0.5	ug/L	
W-365	9/9/21		Bromoform	<	0.5	ug/L	
W-365	9/9/21		Carbon tetrachloride		1.1	ug/L	
W-365	9/9/21		Chloroform		1.6	ug/L	
W-365	9/9/21		Dibromochloromethane	<	0.5	ug/L	
W-365	9/9/21		Tetrachloroethene	<	0.5	ug/L	
W-365	9/9/21		Trichloroethene		8.3	ug/L	
W-365	9/9/21		Trichlorofluoromethane	<	0.5	ug/L	
W-365	9/9/21		Trichlorotrifluoroethane	<	0.5	ug/L	
W-365	9/9/21		Vinyl chloride	<	0.5	ug/L	
W-365	9/9/21		cis-1,2-Dichloroethene	<	0.5	ug/L	

Attachment 2. Table 1. Groundwater analytical data, Livermore Site, 2021.

Well	Date	Sample Type	Parameter	LOS Indicator	Result	Units	QA Flag
W-365	9/9/21		trans-1,2-Dichloroethene	<	0.5	ug/L	
W-368	1/6/21		1,1,1-Trichloroethane	<	0.5	ug/L	
W-368	1/6/21		1,1,2-Trichloroethane	<	0.5	ug/L	
W-368	1/6/21		1,1-Dichloroethane	<	0.5	ug/L	
W-368	1/6/21		1,1-Dichloroethene	<	0.5	ug/L	
W-368	1/6/21		1,2-Dichloroethane	<	0.5	ug/L	
W-368	1/6/21		Bromodichloromethane	<	0.5	ug/L	
W-368	1/6/21		Bromoform	<	0.5	ug/L	
W-368	1/6/21		Carbon tetrachloride	<	0.5	ug/L	
W-368	1/6/21		Chloroform		3.7	ug/L	
W-368	1/6/21		Chromium		0.013	mg/L	
W-368	1/6/21		Dibromochloromethane	<	0.5	ug/L	
W-368	1/6/21		Tetrachloroethene		1.7	ug/L	
W-368	1/6/21		Trichloroethene		10	ug/L	
W-368	1/6/21		Trichlorofluoromethane		1.6	ug/L	
W-368	1/6/21		Trichlorotrifluoroethane		9.2	ug/L	
W-368	1/6/21		Vinyl chloride	<	0.5	ug/L	
W-368	1/6/21		cis-1,2-Dichloroethene	<	0.5	ug/L	
W-368	1/6/21		trans-1,2-Dichloroethene	<	0.5	ug/L	
W-368	4/7/21		1,1,1-Trichloroethane	<	0.5	ug/L	
W-368	4/7/21		1,1,2-Trichloroethane	<	0.5	ug/L	
W-368	4/7/21		1,1-Dichloroethane	<	0.5	ug/L	
W-368	4/7/21		1,1-Dichloroethene	<	0.5	ug/L	
W-368	4/7/21		1,2-Dichloroethane	<	0.5	ug/L	
W-368	4/7/21		Bromodichloromethane	<	0.5	ug/L	
W-368	4/7/21		Bromoform	<	0.5	ug/L	
W-368	4/7/21		Carbon tetrachloride	<	0.5	ug/L	
W-368	4/7/21		Chloroform		2.9	ug/L	
W-368	4/7/21		Dibromochloromethane	<	0.5	ug/L	
W-368	4/7/21		Tetrachloroethene		1.7	ug/L	
W-368	4/7/21		Trichloroethene		8.8	ug/L	
W-368	4/7/21		Trichlorofluoromethane		1.3	ug/L	
W-368	4/7/21		Trichlorotrifluoroethane		7.9	ug/L	
W-368	4/7/21		Vinyl chloride	<	0.5	ug/L	
W-368	4/7/21		cis-1,2-Dichloroethene	<	0.5	ug/L	
W-368	4/7/21		trans-1,2-Dichloroethene	<	0.5	ug/L	
W-368	7/12/21		1,1,1-Trichloroethane	<	0.5	ug/L	
W-368	7/12/21		1,1,2-Trichloroethane	<	0.5	ug/L	
W-368	7/12/21		1,1-Dichloroethane	<	0.5	ug/L	
W-368	7/12/21		1,1-Dichloroethene	<	0.5	ug/L	
W-368	7/12/21		1,2-Dichloroethane	<	0.5	ug/L	
W-368	7/12/21		Bromodichloromethane	<	0.5	ug/L	
W-368	7/12/21		Bromoform	<	0.5	ug/L	
W-368	7/12/21		Carbon tetrachloride	<	0.5	ug/L	
W-368	7/12/21		Chloroform		3.1	ug/L	
W-368	7/12/21		Chromium		0.013	mg/L	
W-368	7/12/21		Dibromochloromethane	<	0.5	ug/L	
W-368	7/12/21		Tetrachloroethene		1.8	ug/L	
W-368	7/12/21		Trichloroethene		9.4	ug/L	
W-368	7/12/21		Trichlorofluoromethane		1.4	ug/L	
W-368	7/12/21		Trichlorotrifluoroethane		7.9	ug/L	
W-368	7/12/21		Vinyl chloride	<	0.5	ug/L	
W-368	7/12/21		cis-1,2-Dichloroethene	<	0.5	ug/L	
W-368	7/12/21		trans-1,2-Dichloroethene	<	0.5	ug/L	
W-368	10/6/21		1,1,1-Trichloroethane	<	0.5	ug/L	
W-368	10/6/21		1,1,2-Trichloroethane	<	0.5	ug/L	
W-368	10/6/21		1,1-Dichloroethane	<	0.5	ug/L	
W-368	10/6/21		1,1-Dichloroethene		0.66	ug/L	
W-368	10/6/21		1,2-Dichloroethane	<	0.5	ug/L	
W-368	10/6/21		Bromodichloromethane	<	0.5	ug/L	

Attachment 2. Table 1. Groundwater analytical data, Livermore Site, 2021.

Well	Date	Sample Type	Parameter	LOS Indicator	Result	Units	QA Flag
W-368	10/6/21		Bromoform	<	0.5	ug/L	
W-368	10/6/21		Carbon tetrachloride	<	0.5	ug/L	
W-368	10/6/21		Chloroform		11	ug/L	
W-368	10/6/21		Dibromochloromethane	<	0.5	ug/L	
W-368	10/6/21		Tetrachloroethene		1.4	ug/L	
W-368	10/6/21		Trichloroethene		11	ug/L	
W-368	10/6/21		Trichlorofluoromethane		4.7	ug/L	
W-368	10/6/21		Trichlorotrifluoroethane		6.8	ug/L	
W-368	10/6/21		Vinyl chloride	<	0.5	ug/L	
W-368	10/6/21		cis-1,2-Dichloroethene	<	0.5	ug/L	
W-368	10/6/21		trans-1,2-Dichloroethene	<	0.5	ug/L	
W-369	9/8/21		1,1,1-Trichloroethane	<	0.5	ug/L	
W-369	9/8/21		1,1,2-Trichloroethane	<	0.5	ug/L	
W-369	9/8/21		1,1-Dichloroethane	<	0.5	ug/L	
W-369	9/8/21		1,1-Dichloroethene	<	0.5	ug/L	
W-369	9/8/21		1,2-Dichloroethane	<	0.5	ug/L	
W-369	9/8/21		Bromodichloromethane	<	0.5	ug/L	
W-369	9/8/21		Bromoform	<	0.5	ug/L	
W-369	9/8/21		Carbon tetrachloride	<	0.5	ug/L	
W-369	9/8/21		Chloroform	<	0.5	ug/L	
W-369	9/8/21		Dibromochloromethane	<	0.5	ug/L	
W-369	9/8/21		Tetrachloroethene	<	0.5	ug/L	
W-369	9/8/21		Trichloroethene		0.97	ug/L	
W-369	9/8/21		Trichlorofluoromethane	<	0.5	ug/L	
W-369	9/8/21		Trichlorotrifluoroethane	<	0.5	ug/L	
W-369	9/8/21		Vinyl chloride	<	0.5	ug/L	
W-369	9/8/21		cis-1,2-Dichloroethene	<	0.5	ug/L	
W-369	9/8/21		trans-1,2-Dichloroethene	<	0.5	ug/L	
W-370	4/15/21		1,1,1-Trichloroethane	<	0.5	ug/L	
W-370	4/15/21		1,1,2-Trichloroethane	<	0.5	ug/L	
W-370	4/15/21		1,1-Dichloroethane	<	0.5	ug/L	
W-370	4/15/21		1,1-Dichloroethene	<	0.5	ug/L	
W-370	4/15/21		1,2-Dichloroethane	<	0.5	ug/L	
W-370	4/15/21		Bromodichloromethane	<	0.5	ug/L	
W-370	4/15/21		Bromoform	<	0.5	ug/L	
W-370	4/15/21		Carbon tetrachloride	<	0.5	ug/L	
W-370	4/15/21		Chloroform	<	0.5	ug/L	
W-370	4/15/21		Dibromochloromethane	<	0.5	ug/L	
W-370	4/15/21		Tetrachloroethene	<	0.5	ug/L	
W-370	4/15/21		Trichloroethene		0.54	ug/L	
W-370	4/15/21		Trichlorofluoromethane	<	0.5	ug/L	
W-370	4/15/21		Trichlorotrifluoroethane	<	0.5	ug/L	
W-370	4/15/21		Vinyl chloride	<	0.5	ug/L	
W-370	4/15/21		cis-1,2-Dichloroethene	<	0.5	ug/L	
W-370	4/15/21		trans-1,2-Dichloroethene	<	0.5	ug/L	
W-3701	9/14/21		1,1,1-Trichloroethane	<	0.5	ug/L	
W-3701	9/14/21		1,1,2-Trichloroethane	<	0.5	ug/L	
W-3701	9/14/21		1,1-Dichloroethane	<	0.5	ug/L	
W-3701	9/14/21		1,1-Dichloroethene		2.8	ug/L	
W-3701	9/14/21		1,2-Dichloroethane	<	0.5	ug/L	
W-3701	9/14/21		Benzene	<	0.5	ug/L	
W-3701	9/14/21		Bromodichloromethane	<	0.5	ug/L	
W-3701	9/14/21		Bromoform	<	0.5	ug/L	
W-3701	9/14/21		Carbon tetrachloride	<	0.5	ug/L	
W-3701	9/14/21		Chloroform		43	ug/L	
W-3701	9/14/21		Dibromochloromethane	<	0.5	ug/L	
W-3701	9/14/21		Ethylbenzene	<	0.5	ug/L	
W-3701	9/14/21		Ethylene Dibromide	<	0.5	ug/L	
W-3701	9/14/21		Tetrachloroethene		0.84	ug/L	
W-3701	9/14/21		Toluene	<	0.5	ug/L	

Attachment 2. Table 1. Groundwater analytical data, Livermore Site, 2021.

Well	Date	Sample Type	Parameter	LOS Indicator	Result	Units	QA Flag
W-3701	9/14/21		Total Xylene Isomers	<	0.5	ug/L	
W-3701	9/14/21		Trichloroethene		23	ug/L	
W-3701	9/14/21		Trichlorofluoromethane		8.8	ug/L	
W-3701	9/14/21		Trichlorotrifluoroethane		3	ug/L	
W-3701	9/14/21		Vinyl chloride	<	0.5	ug/L	
W-3701	9/14/21		cis-1,2-Dichloroethene	<	0.5	ug/L	
W-3701	9/14/21		trans-1,2-Dichloroethene	<	0.5	ug/L	
W-3701	9/14/21		Chromium		0.049	mg/L	
W-3701	9/14/21		Hexavalent Chromium		0.064	mg/L	D
W-3701	9/14/21		Lead	<	0.005	mg/L	
W-3701	9/14/21		Tritium		121	pCi/L	
W-3701	11/1/21		1,1,1-Trichloroethane	<	0.5	ug/L	
W-3701	11/1/21		1,1,2-Trichloroethane	<	0.5	ug/L	
W-3701	11/1/21		1,1-Dichloroethane	<	0.5	ug/L	
W-3701	11/1/21		1,1-Dichloroethene		2.3	ug/L	
W-3701	11/1/21		1,2-Dichloroethane	<	0.5	ug/L	
W-3701	11/1/21		Bromodichloromethane	<	0.5	ug/L	
W-3701	11/1/21		Bromoform	<	0.5	ug/L	
W-3701	11/1/21		Carbon tetrachloride	<	0.5	ug/L	
W-3701	11/1/21		Chloroform		43	ug/L	
W-3701	11/1/21		Dibromochloromethane	<	0.5	ug/L	
W-3701	11/1/21		Tetrachloroethene		0.61	ug/L	
W-3701	11/1/21		Trichloroethene		19	ug/L	
W-3701	11/1/21		Trichlorofluoromethane		6.6	ug/L	
W-3701	11/1/21		Trichlorotrifluoroethane		1.3	ug/L	
W-3701	11/1/21		Vinyl chloride	<	0.5	ug/L	
W-3701	11/1/21		cis-1,2-Dichloroethene	<	0.5	ug/L	
W-3701	11/1/21		trans-1,2-Dichloroethene	<	0.5	ug/L	
W-3701	11/1/21	DUP	1,1,1-Trichloroethane	<	0.5	ug/L	
W-3701	11/1/21	DUP	1,1,2-Trichloroethane	<	0.5	ug/L	
W-3701	11/1/21	DUP	1,1-Dichloroethane	<	0.5	ug/L	
W-3701	11/1/21	DUP	1,1-Dichloroethene		2.4	ug/L	
W-3701	11/1/21	DUP	1,2-Dichloroethane	<	0.5	ug/L	
W-3701	11/1/21	DUP	Bromodichloromethane	<	0.5	ug/L	
W-3701	11/1/21	DUP	Bromoform	<	0.5	ug/L	
W-3701	11/1/21	DUP	Carbon tetrachloride	<	0.5	ug/L	
W-3701	11/1/21	DUP	Chloroform		40	ug/L	
W-3701	11/1/21	DUP	Dibromochloromethane	<	0.5	ug/L	
W-3701	11/1/21	DUP	Tetrachloroethene		0.58	ug/L	
W-3701	11/1/21	DUP	Trichloroethene		18	ug/L	
W-3701	11/1/21	DUP	Trichlorofluoromethane		7	ug/L	
W-3701	11/1/21	DUP	Trichlorotrifluoroethane		1.7	ug/L	
W-3701	11/1/21	DUP	Vinyl chloride	<	0.5	ug/L	
W-3701	11/1/21	DUP	cis-1,2-Dichloroethene	<	0.5	ug/L	
W-3701	11/1/21	DUP	trans-1,2-Dichloroethene	<	0.5	ug/L	
W-3702	9/16/21		1,1,1-Trichloroethane	<	0.5	ug/L	
W-3702	9/16/21		1,1,2-Trichloroethane	<	0.5	ug/L	
W-3702	9/16/21		1,1-Dichloroethane	<	0.5	ug/L	
W-3702	9/16/21		1,1-Dichloroethene		0.69	ug/L	
W-3702	9/16/21		1,2-Dichloroethane	<	0.5	ug/L	
W-3702	9/16/21		Benzene	<	0.5	ug/L	
W-3702	9/16/21		Bromodichloromethane	<	0.5	ug/L	
W-3702	9/16/21		Bromoform	<	0.5	ug/L	
W-3702	9/16/21		Carbon tetrachloride		19	ug/L	
W-3702	9/16/21		Chloroform		6.8	ug/L	
W-3702	9/16/21		Dibromochloromethane	<	0.5	ug/L	
W-3702	9/16/21		Ethylbenzene	<	0.5	ug/L	
W-3702	9/16/21		Ethylene Dibromide	<	0.5	ug/L	
W-3702	9/16/21		Tetrachloroethene		0.66	ug/L	
W-3702	9/16/21		Toluene	<	0.5	ug/L	

Attachment 2. Table 1. Groundwater analytical data, Livermore Site, 2021.

Well	Date	Sample Type	Parameter	LOS Indicator	Result	Units	QA Flag
W-3702	9/16/21		Total Xylene Isomers	<	0.5	ug/L	
W-3702	9/16/21		Trichloroethene		690	ug/L	D
W-3702	9/16/21		Trichlorofluoromethane	<	0.5	ug/L	
W-3702	9/16/21		Trichlorotrifluoroethane		3.5	ug/L	
W-3702	9/16/21		Vinyl chloride	<	0.5	ug/L	
W-3702	9/16/21		cis-1,2-Dichloroethene	<	0.5	ug/L	
W-3702	9/16/21		trans-1,2-Dichloroethene	<	0.5	ug/L	
W-3702	9/16/21		Chromium		0.012	mg/L	
W-3702	9/16/21		Hexavalent Chromium		0.014	mg/L	
W-3702	9/16/21		Lead	<	0.005	mg/L	
W-3702	9/16/21		Tritium	<	100	pCi/L	
W-3702	11/1/21		1,1,1-Trichloroethane	<	0.5	ug/L	
W-3702	11/1/21		1,1,2-Trichloroethane	<	0.5	ug/L	
W-3702	11/1/21		1,1-Dichloroethane	<	0.5	ug/L	
W-3702	11/1/21		1,1-Dichloroethene		2	ug/L	
W-3702	11/1/21		1,2-Dichloroethane	<	0.5	ug/L	
W-3702	11/1/21		Bromodichloromethane	<	0.5	ug/L	
W-3702	11/1/21		Bromoform	<	0.5	ug/L	
W-3702	11/1/21		Carbon tetrachloride		53	ug/L	
W-3702	11/1/21		Chloroform		18	ug/L	
W-3702	11/1/21		Dibromochloromethane	<	0.5	ug/L	
W-3702	11/1/21		Tetrachloroethene		1.9	ug/L	
W-3702	11/1/21		Trichloroethene		2000	ug/L	D
W-3702	11/1/21		Trichlorofluoromethane	<	0.5	ug/L	
W-3702	11/1/21		Trichlorotrifluoroethane		9.5	ug/L	
W-3702	11/1/21		Vinyl chloride	<	0.5	ug/L	
W-3702	11/1/21		cis-1,2-Dichloroethene	<	0.5	ug/L	
W-3702	11/1/21		trans-1,2-Dichloroethene	<	0.5	ug/L	
W-3702	11/1/21	DUP	1,1,1-Trichloroethane	<	0.5	ug/L	
W-3702	11/1/21	DUP	1,1,2-Trichloroethane	<	0.5	ug/L	
W-3702	11/1/21	DUP	1,1-Dichloroethane	<	0.5	ug/L	
W-3702	11/1/21	DUP	1,1-Dichloroethene		1.7	ug/L	
W-3702	11/1/21	DUP	1,2-Dichloroethane	<	0.5	ug/L	
W-3702	11/1/21	DUP	Bromodichloromethane	<	0.5	ug/L	
W-3702	11/1/21	DUP	Bromoform	<	0.5	ug/L	
W-3702	11/1/21	DUP	Carbon tetrachloride		46	ug/L	
W-3702	11/1/21	DUP	Chloroform		16	ug/L	
W-3702	11/1/21	DUP	Dibromochloromethane	<	0.5	ug/L	
W-3702	11/1/21	DUP	Tetrachloroethene		1.6	ug/L	
W-3702	11/1/21	DUP	Trichloroethene		2000	ug/L	D
W-3702	11/1/21	DUP	Trichlorofluoromethane	<	0.5	ug/L	
W-3702	11/1/21	DUP	Trichlorotrifluoroethane		8	ug/L	
W-3702	11/1/21	DUP	Vinyl chloride	<	0.5	ug/L	
W-3702	11/1/21	DUP	cis-1,2-Dichloroethene	<	0.5	ug/L	
W-3702	11/1/21	DUP	trans-1,2-Dichloroethene	<	0.5	ug/L	
W-3703	9/21/21		1,1,1-Trichloroethane	<	0.5	ug/L	
W-3703	9/21/21		1,1,2-Trichloroethane	<	0.5	ug/L	
W-3703	9/21/21		1,1-Dichloroethane	<	0.5	ug/L	
W-3703	9/21/21		1,1-Dichloroethene		4	ug/L	
W-3703	9/21/21		1,2-Dichloroethane	<	0.5	ug/L	
W-3703	9/21/21		Benzene	<	0.5	ug/L	
W-3703	9/21/21		Bromodichloromethane	<	0.5	ug/L	
W-3703	9/21/21		Bromoform	<	0.5	ug/L	
W-3703	9/21/21		Carbon tetrachloride		90	ug/L	
W-3703	9/21/21		Chloroform		23	ug/L	
W-3703	9/21/21		Dibromochloromethane	<	0.5	ug/L	
W-3703	9/21/21		Ethylbenzene	<	0.5	ug/L	
W-3703	9/21/21		Ethylene Dibromide	<	0.5	ug/L	
W-3703	9/21/21		Tetrachloroethene		4.9	ug/L	
W-3703	9/21/21		Toluene	<	0.5	ug/L	

Attachment 2. Table 1. Groundwater analytical data, Livermore Site, 2021.

Well	Date	Sample Type	Parameter	LOS Indicator	Result	Units	QA Flag
W-3703	9/21/21		Total Xylene Isomers	<	0.5	ug/L	
W-3703	9/21/21		Trichloroethene		2500	ug/L	D
W-3703	9/21/21		Trichlorofluoromethane	<	0.5	ug/L	
W-3703	9/21/21		Trichlorotrifluoroethane		17	ug/L	
W-3703	9/21/21		Vinyl chloride	<	0.5	ug/L	
W-3703	9/21/21		cis-1,2-Dichloroethene		6.3	ug/L	
W-3703	9/21/21		trans-1,2-Dichloroethene	<	0.5	ug/L	
W-3703	9/21/21		Chromium		0.0063	mg/L	
W-3703	9/21/21		Hexavalent Chromium		0.01	mg/L	
W-3703	9/21/21		Lead	<	0.005	mg/L	
W-3703	9/21/21		Tritium	<	100	pCi/L	
W-3703	11/1/21		1,1,1-Trichloroethane	<	0.5	ug/L	
W-3703	11/1/21		1,1,2-Trichloroethane	<	0.5	ug/L	
W-3703	11/1/21		1,1-Dichloroethane	<	0.5	ug/L	
W-3703	11/1/21		1,1-Dichloroethene		1.8	ug/L	
W-3703	11/1/21		1,2-Dichloroethane	<	0.5	ug/L	
W-3703	11/1/21		Bromodichloromethane	<	0.5	ug/L	
W-3703	11/1/21		Bromoform	<	0.5	ug/L	
W-3703	11/1/21		Carbon tetrachloride		44	ug/L	
W-3703	11/1/21		Chloroform		17	ug/L	
W-3703	11/1/21		Dibromochloromethane	<	0.5	ug/L	
W-3703	11/1/21		Tetrachloroethene		2.1	ug/L	
W-3703	11/1/21		Trichloroethene		1500	ug/L	D
W-3703	11/1/21		Trichlorofluoromethane	<	0.5	ug/L	
W-3703	11/1/21		Trichlorotrifluoroethane		7.5	ug/L	
W-3703	11/1/21		Vinyl chloride	<	0.5	ug/L	
W-3703	11/1/21		cis-1,2-Dichloroethene		3.7	ug/L	
W-3703	11/1/21		trans-1,2-Dichloroethene	<	0.5	ug/L	
W-3703	11/1/21	DUP	1,1,1-Trichloroethane	<	0.5	ug/L	
W-3703	11/1/21	DUP	1,1,2-Trichloroethane	<	0.5	ug/L	
W-3703	11/1/21	DUP	1,1-Dichloroethane	<	0.5	ug/L	
W-3703	11/1/21	DUP	1,1-Dichloroethene		2.8	ug/L	
W-3703	11/1/21	DUP	1,2-Dichloroethane	<	0.5	ug/L	
W-3703	11/1/21	DUP	Bromodichloromethane	<	0.5	ug/L	
W-3703	11/1/21	DUP	Bromoform	<	0.5	ug/L	
W-3703	11/1/21	DUP	Carbon tetrachloride		60	ug/L	J
W-3703	11/1/21	DUP	Chloroform		24	ug/L	
W-3703	11/1/21	DUP	Dibromochloromethane	<	0.5	ug/L	
W-3703	11/1/21	DUP	Tetrachloroethene		2.7	ug/L	
W-3703	11/1/21	DUP	Trichloroethene		3480	ug/L	D
W-3703	11/1/21	DUP	Trichlorofluoromethane	<	0.5	ug/L	
W-3703	11/1/21	DUP	Trichlorotrifluoroethane		13	ug/L	
W-3703	11/1/21	DUP	Vinyl chloride	<	0.5	ug/L	
W-3703	11/1/21	DUP	cis-1,2-Dichloroethene		3.9	ug/L	
W-3703	11/1/21	DUP	trans-1,2-Dichloroethene	<	0.5	ug/L	
W-372	2/4/21		1,1,1-Trichloroethane	<	0.5	ug/L	
W-372	2/4/21		1,1,2-Trichloroethane	<	0.5	ug/L	
W-372	2/4/21		1,1-Dichloroethane	<	0.5	ug/L	
W-372	2/4/21		1,1-Dichloroethene	<	0.5	ug/L	
W-372	2/4/21		1,2-Dichloroethane	<	0.5	ug/L	
W-372	2/4/21		Bromodichloromethane	<	0.5	ug/L	
W-372	2/4/21		Bromoform	<	0.5	ug/L	
W-372	2/4/21		Carbon tetrachloride		2.8	ug/L	
W-372	2/4/21		Chloroform		0.61	ug/L	
W-372	2/4/21		Dibromochloromethane	<	0.5	ug/L	
W-372	2/4/21		Tetrachloroethene	<	0.5	ug/L	
W-372	2/4/21		Trichloroethene	<	0.5	ug/L	
W-372	2/4/21		Trichlorofluoromethane	<	0.5	ug/L	
W-372	2/4/21		Trichlorotrifluoroethane	<	0.5	ug/L	
W-372	2/4/21		Vinyl chloride	<	0.5	ug/L	

Attachment 2. Table 1. Groundwater analytical data, Livermore Site, 2021.

Well	Date	Sample Type	Parameter	LOS Indicator	Result	Units	QA Flag
W-372	2/4/21		cis-1,2-Dichloroethene	<	0.5	ug/L	
W-372	2/4/21		trans-1,2-Dichloroethene	<	0.5	ug/L	
W-373	2/18/21		1,1,1-Trichloroethane	<	0.5	ug/L	
W-373	2/18/21		1,1,2-Trichloroethane	<	0.5	ug/L	
W-373	2/18/21		1,1-Dichloroethane	<	0.5	ug/L	
W-373	2/18/21		1,1-Dichloroethene	<	0.5	ug/L	
W-373	2/18/21		1,2-Dichloroethane	<	0.5	ug/L	
W-373	2/18/21		Bromodichloromethane	<	0.5	ug/L	
W-373	2/18/21		Bromoform	<	0.5	ug/L	
W-373	2/18/21		Carbon tetrachloride	<	0.5	ug/L	
W-373	2/18/21		Chloroform	<	0.5	ug/L	
W-373	2/18/21		Dibromochloromethane	<	0.5	ug/L	
W-373	2/18/21		Tetrachloroethene	<	0.5	ug/L	
W-373	2/18/21		Trichloroethene		11	ug/L	
W-373	2/18/21		Trichlorofluoromethane	<	0.5	ug/L	
W-373	2/18/21		Trichlorotrifluoroethane	<	0.5	ug/L	
W-373	2/18/21		Vinyl chloride	<	0.5	ug/L	
W-373	2/18/21		cis-1,2-Dichloroethene	<	0.5	ug/L	
W-373	2/18/21		trans-1,2-Dichloroethene	<	0.5	ug/L	
W-373	2/18/21		Hexavalent Chromium		0.027	mg/L	
W-373	2/18/21		Tritium	<	100	pCi/L	
W-373	9/15/21		1,1,1-Trichloroethane	<	0.5	ug/L	
W-373	9/15/21		1,1,2-Trichloroethane	<	0.5	ug/L	
W-373	9/15/21		1,1-Dichloroethane	<	0.5	ug/L	
W-373	9/15/21		1,1-Dichloroethene	<	0.5	ug/L	
W-373	9/15/21		1,2-Dichloroethane	<	0.5	ug/L	
W-373	9/15/21		Bromodichloromethane	<	0.5	ug/L	
W-373	9/15/21		Bromoform	<	0.5	ug/L	
W-373	9/15/21		Carbon tetrachloride	<	0.5	ug/L	
W-373	9/15/21		Chloroform	<	0.5	ug/L	
W-373	9/15/21		Dibromochloromethane	<	0.5	ug/L	
W-373	9/15/21		Tetrachloroethene	<	0.5	ug/L	
W-373	9/15/21		Trichloroethene		8.8	ug/L	
W-373	9/15/21		Trichlorofluoromethane	<	0.5	ug/L	
W-373	9/15/21		Trichlorotrifluoroethane	<	0.5	ug/L	
W-373	9/15/21		Vinyl chloride	<	0.5	ug/L	
W-373	9/15/21		cis-1,2-Dichloroethene	<	0.5	ug/L	
W-373	9/15/21		trans-1,2-Dichloroethene	<	0.5	ug/L	
W-376	4/8/21		1,1,1-Trichloroethane	<	0.5	ug/L	
W-376	4/8/21		1,1,2-Trichloroethane	<	0.5	ug/L	
W-376	4/8/21		1,1-Dichloroethane	<	0.5	ug/L	
W-376	4/8/21		1,1-Dichloroethene		1.4	ug/L	
W-376	4/8/21		1,2-Dichloroethane	<	0.5	ug/L	
W-376	4/8/21		Bromodichloromethane	<	0.5	ug/L	
W-376	4/8/21		Bromoform	<	0.5	ug/L	
W-376	4/8/21		Carbon tetrachloride	<	0.5	ug/L	
W-376	4/8/21		Chloroform		0.7	ug/L	
W-376	4/8/21		Dibromochloromethane	<	0.5	ug/L	
W-376	4/8/21		Tetrachloroethene		0.51	ug/L	
W-376	4/8/21		Trichloroethene		3.2	ug/L	
W-376	4/8/21		Trichlorofluoromethane	<	0.5	ug/L	
W-376	4/8/21		Trichlorotrifluoroethane	<	0.5	ug/L	
W-376	4/8/21		Vinyl chloride	<	0.5	ug/L	
W-376	4/8/21		cis-1,2-Dichloroethene	<	0.5	ug/L	
W-376	4/8/21		trans-1,2-Dichloroethene	<	0.5	ug/L	
W-377	10/14/21		1,1,1-Trichloroethane	<	0.5	ug/L	
W-377	10/14/21		1,1,2-Trichloroethane	<	0.5	ug/L	
W-377	10/14/21		1,1-Dichloroethane	<	0.5	ug/L	
W-377	10/14/21		1,1-Dichloroethene	<	0.5	ug/L	
W-377	10/14/21		1,2-Dichloroethane	<	0.5	ug/L	

Attachment 2. Table 1. Groundwater analytical data, Livermore Site, 2021.

Well	Date	Sample Type	Parameter	LOS Indicator	Result	Units	QA Flag
W-377	10/14/21		Bromodichloromethane	<	0.5	ug/L	
W-377	10/14/21		Bromoform	<	0.5	ug/L	
W-377	10/14/21		Carbon tetrachloride	<	0.5	ug/L	
W-377	10/14/21		Chloroform	<	0.5	ug/L	
W-377	10/14/21		Dibromochloromethane	<	0.5	ug/L	
W-377	10/14/21		Tetrachloroethene	<	0.5	ug/L	
W-377	10/14/21		Trichloroethene	<	0.5	ug/L	
W-377	10/14/21		Trichlorofluoromethane	<	0.5	ug/L	
W-377	10/14/21		Trichlorotrifluoroethane	<	0.5	ug/L	
W-377	10/14/21		Vinyl chloride	<	0.5	ug/L	
W-377	10/14/21		cis-1,2-Dichloroethene	<	0.5	ug/L	
W-377	10/14/21		trans-1,2-Dichloroethene	<	0.5	ug/L	
W-378	3/22/21		1,1,1-Trichloroethane	<	0.5	ug/L	
W-378	3/22/21		1,1,2-Trichloroethane	<	0.5	ug/L	
W-378	3/22/21		1,1-Dichloroethane	<	0.5	ug/L	
W-378	3/22/21		1,1-Dichloroethene	<	0.5	ug/L	
W-378	3/22/21		1,2-Dichloroethane	<	0.5	ug/L	
W-378	3/22/21		Bromodichloromethane	<	0.5	ug/L	
W-378	3/22/21		Bromoform	<	0.5	ug/L	
W-378	3/22/21		Carbon tetrachloride	<	0.5	ug/L	
W-378	3/22/21		Chloroform	<	0.5	ug/L	
W-378	3/22/21		Dibromochloromethane	<	0.5	ug/L	
W-378	3/22/21		Tetrachloroethene		1.3	ug/L	
W-378	3/22/21		Trichloroethene	<	0.5	ug/L	
W-378	3/22/21		Trichlorofluoromethane	<	0.5	ug/L	
W-378	3/22/21		Trichlorotrifluoroethane	<	0.5	ug/L	
W-378	3/22/21		Vinyl chloride	<	0.5	ug/L	
W-378	3/22/21		cis-1,2-Dichloroethene	<	0.5	ug/L	
W-378	3/22/21		trans-1,2-Dichloroethene	<	0.5	ug/L	
W-379	7/28/21		1,1,1-Trichloroethane	<	0.5	ug/L	
W-379	7/28/21		1,1,2-Trichloroethane	<	0.5	ug/L	
W-379	7/28/21		1,1-Dichloroethane	<	0.5	ug/L	
W-379	7/28/21		1,1-Dichloroethene	<	0.5	ug/L	
W-379	7/28/21		1,2-Dichloroethane	<	0.5	ug/L	
W-379	7/28/21		Bromodichloromethane	<	0.5	ug/L	
W-379	7/28/21		Bromoform	<	0.5	ug/L	
W-379	7/28/21		Carbon tetrachloride	<	0.5	ug/L	
W-379	7/28/21		Chloroform	<	0.5	ug/L	
W-379	7/28/21		Dibromochloromethane	<	0.5	ug/L	
W-379	7/28/21		Tetrachloroethene		0.89	ug/L	
W-379	7/28/21		Trichloroethene	<	0.5	ug/L	
W-379	7/28/21		Trichlorofluoromethane	<	0.5	ug/L	
W-379	7/28/21		Trichlorotrifluoroethane	<	0.5	ug/L	
W-379	7/28/21		Vinyl chloride	<	0.5	ug/L	
W-379	7/28/21		cis-1,2-Dichloroethene	<	0.5	ug/L	
W-379	7/28/21		trans-1,2-Dichloroethene	<	0.5	ug/L	
W-380	4/7/21		1,1,1-Trichloroethane	<	0.5	ug/L	
W-380	4/7/21		1,1,2-Trichloroethane	<	0.5	ug/L	
W-380	4/7/21		1,1-Dichloroethane	<	0.5	ug/L	
W-380	4/7/21		1,1-Dichloroethene	<	0.5	ug/L	
W-380	4/7/21		1,2-Dichloroethane	<	0.5	ug/L	
W-380	4/7/21		Bromodichloromethane	<	0.5	ug/L	
W-380	4/7/21		Bromoform	<	0.5	ug/L	
W-380	4/7/21		Carbon tetrachloride	<	0.5	ug/L	
W-380	4/7/21		Chloroform	<	0.5	ug/L	
W-380	4/7/21		Dibromochloromethane	<	0.5	ug/L	
W-380	4/7/21		Tetrachloroethene	<	0.5	ug/L	
W-380	4/7/21		Trichloroethene	<	0.5	ug/L	
W-380	4/7/21		Trichlorofluoromethane	<	0.5	ug/L	
W-380	4/7/21		Trichlorotrifluoroethane	<	0.5	ug/L	

Attachment 2. Table 1. Groundwater analytical data, Livermore Site, 2021.

Well	Date	Sample Type	Parameter	LOS Indicator	Result	Units	QA Flag
W-380	4/7/21		Vinyl chloride	<	0.5	ug/L	
W-380	4/7/21		cis-1,2-Dichloroethene	<	0.5	ug/L	
W-380	4/7/21		trans-1,2-Dichloroethene	<	0.5	ug/L	
W-402	4/7/21		1,1,1-Trichloroethane	<	0.5	ug/L	
W-402	4/7/21		1,1,2-Trichloroethane	<	0.5	ug/L	
W-402	4/7/21		1,1-Dichloroethane	<	0.5	ug/L	
W-402	4/7/21		1,1-Dichloroethene	<	0.5	ug/L	
W-402	4/7/21		1,2-Dichloroethane	<	0.5	ug/L	
W-402	4/7/21		Bromodichloromethane	<	0.5	ug/L	
W-402	4/7/21		Bromoform	<	0.5	ug/L	
W-402	4/7/21		Carbon tetrachloride	<	0.5	ug/L	
W-402	4/7/21		Chloroform	<	0.5	ug/L	
W-402	4/7/21		Dibromochloromethane	<	0.5	ug/L	
W-402	4/7/21		Tetrachloroethene	<	0.5	ug/L	
W-402	4/7/21		Trichloroethene	<	0.5	ug/L	
W-402	4/7/21		Trichlorofluoromethane	<	0.5	ug/L	
W-402	4/7/21		Trichlorotrifluoroethane	<	0.5	ug/L	
W-402	4/7/21		Vinyl chloride	<	0.5	ug/L	
W-402	4/7/21		cis-1,2-Dichloroethene	<	0.5	ug/L	
W-402	4/7/21		trans-1,2-Dichloroethene	<	0.5	ug/L	
W-403	4/7/21		1,1,1-Trichloroethane	<	0.5	ug/L	
W-403	4/7/21		1,1,2-Trichloroethane	<	0.5	ug/L	
W-403	4/7/21		1,1-Dichloroethane	<	0.5	ug/L	
W-403	4/7/21		1,1-Dichloroethene	<	0.5	ug/L	
W-403	4/7/21		1,2-Dichloroethane	<	0.5	ug/L	
W-403	4/7/21		Bromodichloromethane	<	0.5	ug/L	
W-403	4/7/21		Bromoform	<	0.5	ug/L	
W-403	4/7/21		Carbon tetrachloride	<	0.5	ug/L	
W-403	4/7/21		Chloroform	<	0.5	ug/L	
W-403	4/7/21		Dibromochloromethane	<	0.5	ug/L	
W-403	4/7/21		Tetrachloroethene	<	0.5	ug/L	
W-403	4/7/21		Trichloroethene	<	0.5	ug/L	
W-403	4/7/21		Trichlorofluoromethane	<	0.5	ug/L	
W-403	4/7/21		Trichlorotrifluoroethane	<	0.5	ug/L	
W-403	4/7/21		Vinyl chloride	<	0.5	ug/L	
W-403	4/7/21		cis-1,2-Dichloroethene	<	0.5	ug/L	
W-403	4/7/21		trans-1,2-Dichloroethene	<	0.5	ug/L	
W-404	1/14/21		1,1,1-Trichloroethane	<	0.5	ug/L	
W-404	1/14/21		1,1,2-Trichloroethane	<	0.5	ug/L	
W-404	1/14/21		1,1-Dichloroethane	<	0.5	ug/L	
W-404	1/14/21		1,1-Dichloroethene		0.66	ug/L	
W-404	1/14/21		1,2-Dichloroethane	<	0.5	ug/L	
W-404	1/14/21		Bromodichloromethane	<	0.5	ug/L	
W-404	1/14/21		Bromoform	<	0.5	ug/L	
W-404	1/14/21		Carbon tetrachloride	<	0.5	ug/L	
W-404	1/14/21		Chloroform	<	0.5	ug/L	
W-404	1/14/21		Dibromochloromethane	<	0.5	ug/L	
W-404	1/14/21		Tetrachloroethene		2.6	ug/L	
W-404	1/14/21		Trichloroethene	<	0.5	ug/L	
W-404	1/14/21		Trichlorofluoromethane	<	0.5	ug/L	
W-404	1/14/21		Trichlorotrifluoroethane	<	0.5	ug/L	
W-404	1/14/21		Vinyl chloride	<	0.5	ug/L	
W-404	1/14/21		cis-1,2-Dichloroethene	<	0.5	ug/L	
W-404	1/14/21		trans-1,2-Dichloroethene	<	0.5	ug/L	
W-404	4/21/21		1,1,1-Trichloroethane	<	0.5	ug/L	
W-404	4/21/21		1,1,2-Trichloroethane	<	0.5	ug/L	
W-404	4/21/21		1,1-Dichloroethane	<	0.5	ug/L	
W-404	4/21/21		1,1-Dichloroethene		0.78	ug/L	
W-404	4/21/21		1,2-Dichloroethane	<	0.5	ug/L	
W-404	4/21/21		Bromodichloromethane	<	0.5	ug/L	

Attachment 2. Table 1. Groundwater analytical data, Livermore Site, 2021.

Well	Date	Sample Type	Parameter	LOS Indicator	Result	Units	QA Flag
W-404	4/21/21		Bromoform	<	0.5	ug/L	
W-404	4/21/21		Carbon tetrachloride	<	0.5	ug/L	
W-404	4/21/21		Chloroform	<	0.5	ug/L	
W-404	4/21/21		Dibromochloromethane	<	0.5	ug/L	
W-404	4/21/21		Tetrachloroethene		2.7	ug/L	
W-404	4/21/21		Trichloroethene	<	0.5	ug/L	
W-404	4/21/21		Trichlorofluoromethane	<	0.5	ug/L	
W-404	4/21/21		Trichlorotrifluoroethane	<	0.5	ug/L	
W-404	4/21/21		Vinyl chloride	<	0.5	ug/L	
W-404	4/21/21		cis-1,2-Dichloroethene	<	0.5	ug/L	
W-404	4/21/21		trans-1,2-Dichloroethene	<	0.5	ug/L	
W-404	7/20/21		1,1,1-Trichloroethane	<	0.5	ug/L	
W-404	7/20/21		1,1,2-Trichloroethane	<	0.5	ug/L	
W-404	7/20/21		1,1-Dichloroethane	<	0.5	ug/L	
W-404	7/20/21		1,1-Dichloroethene		0.66	ug/L	
W-404	7/20/21		1,2-Dichloroethane	<	0.5	ug/L	
W-404	7/20/21		Bromodichloromethane	<	0.5	ug/L	
W-404	7/20/21		Bromoform	<	0.5	ug/L	
W-404	7/20/21		Carbon tetrachloride	<	0.5	ug/L	
W-404	7/20/21		Chloroform	<	0.5	ug/L	
W-404	7/20/21		Dibromochloromethane	<	0.5	ug/L	
W-404	7/20/21		Tetrachloroethene		2.5	ug/L	
W-404	7/20/21		Trichloroethene	<	0.5	ug/L	
W-404	7/20/21		Trichlorofluoromethane	<	0.5	ug/L	
W-404	7/20/21		Trichlorotrifluoroethane	<	0.5	ug/L	
W-404	7/20/21		Vinyl chloride	<	0.5	ug/L	
W-404	7/20/21		cis-1,2-Dichloroethene	<	0.5	ug/L	
W-404	7/20/21		trans-1,2-Dichloroethene	<	0.5	ug/L	
W-404	10/19/21		1,1,1-Trichloroethane	<	0.5	ug/L	
W-404	10/19/21		1,1,2-Trichloroethane	<	0.5	ug/L	
W-404	10/19/21		1,1-Dichloroethane	<	0.5	ug/L	
W-404	10/19/21		1,1-Dichloroethene		0.78	ug/L	
W-404	10/19/21		1,2-Dichloroethane	<	0.5	ug/L	
W-404	10/19/21		Bromodichloromethane	<	0.5	ug/L	
W-404	10/19/21		Bromoform	<	0.5	ug/L	
W-404	10/19/21		Carbon tetrachloride	<	0.5	ug/L	
W-404	10/19/21		Chloroform	<	0.5	ug/L	
W-404	10/19/21		Dibromochloromethane	<	0.5	ug/L	
W-404	10/19/21		Tetrachloroethene		2.4	ug/L	
W-404	10/19/21		Trichloroethene	<	0.5	ug/L	
W-404	10/19/21		Trichlorofluoromethane	<	0.5	ug/L	
W-404	10/19/21		Trichlorotrifluoroethane	<	0.5	ug/L	
W-404	10/19/21		Vinyl chloride	<	0.5	ug/L	
W-404	10/19/21		cis-1,2-Dichloroethene	<	0.5	ug/L	
W-404	10/19/21		trans-1,2-Dichloroethene	<	0.5	ug/L	
W-405	1/14/21		1,1,1-Trichloroethane	<	0.5	ug/L	
W-405	1/14/21		1,1,2-Trichloroethane	<	0.5	ug/L	
W-405	1/14/21		1,1-Dichloroethane	<	0.5	ug/L	
W-405	1/14/21		1,1-Dichloroethene	<	0.5	ug/L	
W-405	1/14/21		1,2-Dichloroethane	<	0.5	ug/L	
W-405	1/14/21		Bromodichloromethane	<	0.5	ug/L	
W-405	1/14/21		Bromoform	<	0.5	ug/L	
W-405	1/14/21		Carbon tetrachloride	<	0.5	ug/L	
W-405	1/14/21		Chloroform	<	0.5	ug/L	
W-405	1/14/21		Dibromochloromethane	<	0.5	ug/L	
W-405	1/14/21		Tetrachloroethene	<	0.5	ug/L	
W-405	1/14/21		Trichloroethene	<	0.5	ug/L	
W-405	1/14/21		Trichlorofluoromethane	<	0.5	ug/L	
W-405	1/14/21		Trichlorotrifluoroethane	<	0.5	ug/L	
W-405	1/14/21		Vinyl chloride	<	0.5	ug/L	

Attachment 2. Table 1. Groundwater analytical data, Livermore Site, 2021.

Well	Date	Sample Type	Parameter	LOS Indicator	Result	Units	QA Flag
W-405	1/14/21		cis-1,2-Dichloroethene	<	0.5	ug/L	
W-405	1/14/21		trans-1,2-Dichloroethene	<	0.5	ug/L	
W-405	4/14/21		1,1,1-Trichloroethane	<	0.5	ug/L	
W-405	4/14/21		1,1,2-Trichloroethane	<	0.5	ug/L	
W-405	4/14/21		1,1-Dichloroethane	<	0.5	ug/L	
W-405	4/14/21		1,1-Dichloroethene	<	0.5	ug/L	
W-405	4/14/21		1,2-Dichloroethane	<	0.5	ug/L	
W-405	4/14/21		Bromodichloromethane	<	0.5	ug/L	
W-405	4/14/21		Bromoform	<	0.5	ug/L	
W-405	4/14/21		Carbon tetrachloride	<	0.5	ug/L	
W-405	4/14/21		Chloroform	<	0.5	ug/L	
W-405	4/14/21		Dibromochloromethane	<	0.5	ug/L	
W-405	4/14/21		Tetrachloroethene	<	0.5	ug/L	
W-405	4/14/21		Trichloroethene	<	0.5	ug/L	
W-405	4/14/21		Trichlorofluoromethane	<	0.5	ug/L	
W-405	4/14/21		Trichlorotrifluoroethane	<	0.5	ug/L	
W-405	4/14/21		Vinyl chloride	<	0.5	ug/L	
W-405	4/14/21		cis-1,2-Dichloroethene	<	0.5	ug/L	
W-405	4/14/21		trans-1,2-Dichloroethene	<	0.5	ug/L	
W-405	8/12/21		1,1,1-Trichloroethane	<	0.5	ug/L	
W-405	8/12/21		1,1,2-Trichloroethane	<	0.5	ug/L	
W-405	8/12/21		1,1-Dichloroethane	<	0.5	ug/L	
W-405	8/12/21		1,1-Dichloroethene	<	0.5	ug/L	
W-405	8/12/21		1,2-Dichloroethane	<	0.5	ug/L	
W-405	8/12/21		Bromodichloromethane	<	0.5	ug/L	
W-405	8/12/21		Bromoform	<	0.5	ug/L	
W-405	8/12/21		Carbon tetrachloride	<	0.5	ug/L	
W-405	8/12/21		Chloroform	<	0.5	ug/L	
W-405	8/12/21		Dibromochloromethane	<	0.5	ug/L	
W-405	8/12/21		Tetrachloroethene	<	0.5	ug/L	
W-405	8/12/21		Trichloroethene	<	0.5	ug/L	
W-405	8/12/21		Trichlorofluoromethane	<	0.5	ug/L	
W-405	8/12/21		Trichlorotrifluoroethane	<	0.5	ug/L	
W-405	8/12/21		Vinyl chloride	<	0.5	ug/L	
W-405	8/12/21		cis-1,2-Dichloroethene	<	0.5	ug/L	
W-405	8/12/21		trans-1,2-Dichloroethene	<	0.5	ug/L	
W-405	11/30/21		1,1,1-Trichloroethane	<	0.5	ug/L	
W-405	11/30/21		1,1,2-Trichloroethane	<	0.5	ug/L	
W-405	11/30/21		1,1-Dichloroethane	<	0.5	ug/L	
W-405	11/30/21		1,1-Dichloroethene	<	0.5	ug/L	
W-405	11/30/21		1,2-Dichloroethane	<	0.5	ug/L	
W-405	11/30/21		Bromodichloromethane	<	0.5	ug/L	
W-405	11/30/21		Bromoform	<	0.5	ug/L	
W-405	11/30/21		Carbon tetrachloride	<	0.5	ug/L	
W-405	11/30/21		Chloroform	<	0.5	ug/L	
W-405	11/30/21		Dibromochloromethane	<	0.5	ug/L	
W-405	11/30/21		Tetrachloroethene	<	0.5	ug/L	
W-405	11/30/21		Trichloroethene	<	0.5	ug/L	
W-405	11/30/21		Trichlorofluoromethane	<	0.5	ug/L	
W-405	11/30/21		Trichlorotrifluoroethane	<	0.5	ug/L	
W-405	11/30/21		Vinyl chloride	<	0.5	ug/L	
W-405	11/30/21		cis-1,2-Dichloroethene	<	0.5	ug/L	
W-405	11/30/21		trans-1,2-Dichloroethene	<	0.5	ug/L	
W-406	1/12/21		1,1,1-Trichloroethane	<	0.5	ug/L	
W-406	1/12/21		1,1,2-Trichloroethane	<	0.5	ug/L	
W-406	1/12/21		1,1-Dichloroethane	<	0.5	ug/L	
W-406	1/12/21		1,1-Dichloroethene	<	0.5	ug/L	
W-406	1/12/21		1,2-Dichloroethane	<	0.5	ug/L	
W-406	1/12/21		Bromodichloromethane	<	0.5	ug/L	
W-406	1/12/21		Bromoform	<	0.5	ug/L	

Attachment 2. Table 1. Groundwater analytical data, Livermore Site, 2021.

Well	Date	Sample Type	Parameter	LOS Indicator	Result	Units	QA Flag
W-406	1/12/21		Carbon tetrachloride	<	0.5	ug/L	
W-406	1/12/21		Chloroform	<	0.5	ug/L	
W-406	1/12/21		Dibromochloromethane	<	0.5	ug/L	
W-406	1/12/21		Tetrachloroethene		1.7	ug/L	
W-406	1/12/21		Trichloroethene	<	0.5	ug/L	
W-406	1/12/21		Trichlorofluoromethane	<	0.5	ug/L	
W-406	1/12/21		Trichlorotrifluoroethane	<	0.5	ug/L	
W-406	1/12/21		Vinyl chloride	<	0.5	ug/L	
W-406	1/12/21		cis-1,2-Dichloroethene	<	0.5	ug/L	
W-406	1/12/21		trans-1,2-Dichloroethene	<	0.5	ug/L	
W-406	1/12/21	DUP	1,1,1-Trichloroethane	<	0.5	ug/L	
W-406	1/12/21	DUP	1,1,2-Trichloroethane	<	0.5	ug/L	
W-406	1/12/21	DUP	1,1-Dichloroethane	<	0.5	ug/L	
W-406	1/12/21	DUP	1,1-Dichloroethene	<	0.5	ug/L	
W-406	1/12/21	DUP	1,2-Dichloroethane	<	0.5	ug/L	
W-406	1/12/21	DUP	Bromodichloromethane	<	0.5	ug/L	
W-406	1/12/21	DUP	Bromoform	<	0.5	ug/L	
W-406	1/12/21	DUP	Carbon tetrachloride	<	0.5	ug/L	
W-406	1/12/21	DUP	Chloroform	<	0.5	ug/L	
W-406	1/12/21	DUP	Dibromochloromethane	<	0.5	ug/L	
W-406	1/12/21	DUP	Tetrachloroethene		1.6	ug/L	
W-406	1/12/21	DUP	Trichloroethene	<	0.5	ug/L	L
W-406	1/12/21	DUP	Trichlorofluoromethane	<	0.5	ug/L	
W-406	1/12/21	DUP	Trichlorotrifluoroethane	<	0.5	ug/L	
W-406	1/12/21	DUP	Vinyl chloride	<	0.5	ug/L	
W-406	1/12/21	DUP	cis-1,2-Dichloroethene	<	0.5	ug/L	
W-406	1/12/21	DUP	trans-1,2-Dichloroethene	<	0.5	ug/L	
W-406	6/9/21		1,1,1-Trichloroethane	<	0.5	ug/L	
W-406	6/9/21		1,1,2-Trichloroethane	<	0.5	ug/L	
W-406	6/9/21		1,1-Dichloroethane	<	0.5	ug/L	
W-406	6/9/21		1,1-Dichloroethene	<	0.5	ug/L	
W-406	6/9/21		1,2-Dichloroethane	<	0.5	ug/L	
W-406	6/9/21		Bromodichloromethane	<	0.5	ug/L	
W-406	6/9/21		Bromoform	<	0.5	ug/L	
W-406	6/9/21		Carbon tetrachloride	<	0.5	ug/L	
W-406	6/9/21		Chloroform	<	0.5	ug/L	
W-406	6/9/21		Dibromochloromethane	<	0.5	ug/L	
W-406	6/9/21		Tetrachloroethene		1.3	ug/L	
W-406	6/9/21		Trichloroethene	<	0.5	ug/L	
W-406	6/9/21		Trichlorofluoromethane	<	0.5	ug/L	
W-406	6/9/21		Trichlorotrifluoroethane	<	0.5	ug/L	
W-406	6/9/21		Vinyl chloride	<	0.5	ug/L	
W-406	6/9/21		cis-1,2-Dichloroethene	<	0.5	ug/L	
W-406	6/9/21		trans-1,2-Dichloroethene	<	0.5	ug/L	
W-406	9/2/21		1,1,1-Trichloroethane	<	0.5	ug/L	
W-406	9/2/21		1,1,2-Trichloroethane	<	0.5	ug/L	
W-406	9/2/21		1,1-Dichloroethane	<	0.5	ug/L	
W-406	9/2/21		1,1-Dichloroethene	<	0.5	ug/L	
W-406	9/2/21		1,2-Dichloroethane	<	0.5	ug/L	
W-406	9/2/21		Bromodichloromethane	<	0.5	ug/L	
W-406	9/2/21		Bromoform	<	0.5	ug/L	
W-406	9/2/21		Carbon tetrachloride	<	0.5	ug/L	
W-406	9/2/21		Chloroform	<	0.5	ug/L	
W-406	9/2/21		Dibromochloromethane	<	0.5	ug/L	
W-406	9/2/21		Tetrachloroethene		1.1	ug/L	
W-406	9/2/21		Trichloroethene	<	0.5	ug/L	L
W-406	9/2/21		Trichlorofluoromethane	<	0.5	ug/L	
W-406	9/2/21		Trichlorotrifluoroethane	<	0.5	ug/L	
W-406	9/2/21		Vinyl chloride	<	0.5	ug/L	
W-406	9/2/21		cis-1,2-Dichloroethene	<	0.5	ug/L	

Attachment 2. Table 1. Groundwater analytical data, Livermore Site, 2021.

Well	Date	Sample Type	Parameter	LOS Indicator	Result	Units	QA Flag
W-406	9/2/21		trans-1,2-Dichloroethene	<	0.5	ug/L	
W-406	10/28/21		1,1,1-Trichloroethane	<	0.5	ug/L	
W-406	10/28/21		1,1,2-Trichloroethane	<	0.5	ug/L	
W-406	10/28/21		1,1-Dichloroethane	<	0.5	ug/L	
W-406	10/28/21		1,1-Dichloroethene	<	0.5	ug/L	
W-406	10/28/21		1,2-Dichloroethane	<	0.5	ug/L	
W-406	10/28/21		Bromodichloromethane	<	0.5	ug/L	
W-406	10/28/21		Bromoform	<	0.5	ug/L	
W-406	10/28/21		Carbon tetrachloride	<	0.5	ug/L	
W-406	10/28/21		Chloroform		1.5	ug/L	
W-406	10/28/21		Dibromochloromethane	<	0.5	ug/L	
W-406	10/28/21		Tetrachloroethene		1	ug/L	
W-406	10/28/21		Trichloroethene	<	0.5	ug/L	
W-406	10/28/21		Trichlorofluoromethane	<	0.5	ug/L	
W-406	10/28/21		Trichlorotrifluoroethane	<	0.5	ug/L	
W-406	10/28/21		Vinyl chloride	<	0.5	ug/L	
W-406	10/28/21		cis-1,2-Dichloroethene	<	0.5	ug/L	
W-406	10/28/21		trans-1,2-Dichloroethene	<	0.5	ug/L	
W-407	1/5/21		1,1,1-Trichloroethane	<	0.5	ug/L	
W-407	1/5/21		1,1,2-Trichloroethane	<	0.5	ug/L	
W-407	1/5/21		1,1-Dichloroethane	<	0.5	ug/L	
W-407	1/5/21		1,1-Dichloroethene	<	0.5	ug/L	
W-407	1/5/21		1,2-Dichloroethane	<	0.5	ug/L	
W-407	1/5/21		Bromodichloromethane	<	0.5	ug/L	
W-407	1/5/21		Bromoform	<	0.5	ug/L	
W-407	1/5/21		Carbon tetrachloride	<	0.5	ug/L	
W-407	1/5/21		Chloroform	<	0.5	ug/L	
W-407	1/5/21		Dibromochloromethane	<	0.5	ug/L	
W-407	1/5/21		Tetrachloroethene	<	0.5	ug/L	
W-407	1/5/21		Trichloroethene	<	0.5	ug/L	
W-407	1/5/21		Trichlorofluoromethane	<	0.5	ug/L	
W-407	1/5/21		Trichlorotrifluoroethane	<	0.5	ug/L	
W-407	1/5/21		Vinyl chloride	<	0.5	ug/L	
W-407	1/5/21		cis-1,2-Dichloroethene	<	0.5	ug/L	
W-407	1/5/21		trans-1,2-Dichloroethene	<	0.5	ug/L	
W-407	4/14/21		1,1,1-Trichloroethane	<	0.5	ug/L	
W-407	4/14/21		1,1,2-Trichloroethane	<	0.5	ug/L	
W-407	4/14/21		1,1-Dichloroethane	<	0.5	ug/L	
W-407	4/14/21		1,1-Dichloroethene	<	0.5	ug/L	
W-407	4/14/21		1,2-Dichloroethane	<	0.5	ug/L	
W-407	4/14/21		Bromodichloromethane	<	0.5	ug/L	
W-407	4/14/21		Bromoform	<	0.5	ug/L	
W-407	4/14/21		Carbon tetrachloride	<	0.5	ug/L	
W-407	4/14/21		Chloroform	<	0.5	ug/L	
W-407	4/14/21		Dibromochloromethane	<	0.5	ug/L	
W-407	4/14/21		Tetrachloroethene	<	0.5	ug/L	
W-407	4/14/21		Trichloroethene	<	0.5	ug/L	
W-407	4/14/21		Trichlorofluoromethane	<	0.5	ug/L	
W-407	4/14/21		Trichlorotrifluoroethane	<	0.5	ug/L	
W-407	4/14/21		Vinyl chloride	<	0.5	ug/L	
W-407	4/14/21		cis-1,2-Dichloroethene	<	0.5	ug/L	
W-407	4/14/21		trans-1,2-Dichloroethene	<	0.5	ug/L	
W-407	8/12/21		1,1,1-Trichloroethane	<	0.5	ug/L	
W-407	8/12/21		1,1,2-Trichloroethane	<	0.5	ug/L	
W-407	8/12/21		1,1-Dichloroethane	<	0.5	ug/L	
W-407	8/12/21		1,1-Dichloroethene	<	0.5	ug/L	
W-407	8/12/21		1,2-Dichloroethane	<	0.5	ug/L	
W-407	8/12/21		Bromodichloromethane	<	0.5	ug/L	
W-407	8/12/21		Bromoform	<	0.5	ug/L	
W-407	8/12/21		Carbon tetrachloride	<	0.5	ug/L	

Attachment 2. Table 1. Groundwater analytical data, Livermore Site, 2021.

Well	Date	Sample Type	Parameter	LOS Indicator	Result	Units	QA Flag
W-407	8/12/21		Chloroform	<	0.5	ug/L	
W-407	8/12/21		Dibromochloromethane	<	0.5	ug/L	
W-407	8/12/21		Tetrachloroethene	<	0.5	ug/L	
W-407	8/12/21		Trichloroethene	<	0.5	ug/L	
W-407	8/12/21		Trichlorofluoromethane	<	0.5	ug/L	
W-407	8/12/21		Trichlorotrifluoroethane	<	0.5	ug/L	
W-407	8/12/21		Vinyl chloride	<	0.5	ug/L	
W-407	8/12/21		cis-1,2-Dichloroethene	<	0.5	ug/L	
W-407	8/12/21		trans-1,2-Dichloroethene	<	0.5	ug/L	
W-407	10/5/21		1,1,1-Trichloroethane	<	0.5	ug/L	
W-407	10/5/21		1,1,2-Trichloroethane	<	0.5	ug/L	
W-407	10/5/21		1,1-Dichloroethane	<	0.5	ug/L	
W-407	10/5/21		1,1-Dichloroethene	<	0.5	ug/L	
W-407	10/5/21		1,2-Dichloroethane	<	0.5	ug/L	
W-407	10/5/21		Bromodichloromethane	<	0.5	ug/L	
W-407	10/5/21		Bromoform	<	0.5	ug/L	
W-407	10/5/21		Carbon tetrachloride	<	0.5	ug/L	
W-407	10/5/21		Chloroform	<	0.5	ug/L	
W-407	10/5/21		Dibromochloromethane	<	0.5	ug/L	
W-407	10/5/21		Tetrachloroethene	<	0.5	ug/L	
W-407	10/5/21		Trichloroethene	<	0.5	ug/L	
W-407	10/5/21		Trichlorofluoromethane	<	0.5	ug/L	
W-407	10/5/21		Trichlorotrifluoroethane	<	0.5	ug/L	
W-407	10/5/21		Vinyl chloride	<	0.5	ug/L	
W-407	10/5/21		cis-1,2-Dichloroethene	<	0.5	ug/L	
W-407	10/5/21		trans-1,2-Dichloroethene	<	0.5	ug/L	
W-408	1/14/21		1,1,1-Trichloroethane	<	0.5	ug/L	
W-408	1/14/21		1,1,2-Trichloroethane	<	0.5	ug/L	
W-408	1/14/21		1,1-Dichloroethane	<	0.5	ug/L	
W-408	1/14/21		1,1-Dichloroethene	<	0.5	ug/L	
W-408	1/14/21		1,2-Dichloroethane	<	0.5	ug/L	
W-408	1/14/21		Bromodichloromethane	<	0.5	ug/L	
W-408	1/14/21		Bromoform	<	0.5	ug/L	
W-408	1/14/21		Carbon tetrachloride	<	0.5	ug/L	
W-408	1/14/21		Chloroform	<	0.5	ug/L	
W-408	1/14/21		Dibromochloromethane	<	0.5	ug/L	
W-408	1/14/21		Tetrachloroethene	<	0.5	ug/L	
W-408	1/14/21		Trichloroethene	<	0.5	ug/L	
W-408	1/14/21		Trichlorofluoromethane	<	0.5	ug/L	
W-408	1/14/21		Trichlorotrifluoroethane	<	0.5	ug/L	
W-408	1/14/21		Vinyl chloride	<	0.5	ug/L	
W-408	1/14/21		cis-1,2-Dichloroethene	<	0.5	ug/L	
W-408	1/14/21		trans-1,2-Dichloroethene	<	0.5	ug/L	
W-408	4/21/21		1,1,1-Trichloroethane	<	0.5	ug/L	
W-408	4/21/21		1,1,2-Trichloroethane	<	0.5	ug/L	
W-408	4/21/21		1,1-Dichloroethane	<	0.5	ug/L	
W-408	4/21/21		1,1-Dichloroethene	<	0.5	ug/L	
W-408	4/21/21		1,2-Dichloroethane	<	0.5	ug/L	
W-408	4/21/21		Bromodichloromethane	<	0.5	ug/L	
W-408	4/21/21		Bromoform	<	0.5	ug/L	
W-408	4/21/21		Carbon tetrachloride	<	0.5	ug/L	
W-408	4/21/21		Chloroform	<	0.5	ug/L	
W-408	4/21/21		Dibromochloromethane	<	0.5	ug/L	
W-408	4/21/21		Tetrachloroethene	<	0.5	ug/L	
W-408	4/21/21		Trichloroethene	<	0.5	ug/L	
W-408	4/21/21		Trichlorofluoromethane	<	0.5	ug/L	
W-408	4/21/21		Trichlorotrifluoroethane	<	0.5	ug/L	
W-408	4/21/21		Vinyl chloride	<	0.5	ug/L	
W-408	4/21/21		cis-1,2-Dichloroethene	<	0.5	ug/L	
W-408	4/21/21		trans-1,2-Dichloroethene	<	0.5	ug/L	

Attachment 2. Table 1. Groundwater analytical data, Livermore Site, 2021.

Well	Date	Sample Type	Parameter	LOS Indicator	Result	Units	QA Flag
W-408	7/20/21		1,1,1-Trichloroethane	<	0.5	ug/L	
W-408	7/20/21		1,1,2-Trichloroethane	<	0.5	ug/L	
W-408	7/20/21		1,1-Dichloroethane	<	0.5	ug/L	
W-408	7/20/21		1,1-Dichloroethene	<	0.5	ug/L	
W-408	7/20/21		1,2-Dichloroethane	<	0.5	ug/L	
W-408	7/20/21		Bromodichloromethane	<	0.5	ug/L	
W-408	7/20/21		Bromoform	<	0.5	ug/L	
W-408	7/20/21		Carbon tetrachloride	<	0.5	ug/L	
W-408	7/20/21		Chloroform	<	0.5	ug/L	
W-408	7/20/21		Dibromochloromethane	<	0.5	ug/L	
W-408	7/20/21		Tetrachloroethene	<	0.5	ug/L	
W-408	7/20/21		Trichloroethene	<	0.5	ug/L	
W-408	7/20/21		Trichlorofluoromethane	<	0.5	ug/L	
W-408	7/20/21		Trichlorotrifluoroethane	<	0.5	ug/L	
W-408	7/20/21		Vinyl chloride	<	0.5	ug/L	
W-408	7/20/21		cis-1,2-Dichloroethene	<	0.5	ug/L	
W-408	7/20/21		trans-1,2-Dichloroethene	<	0.5	ug/L	
W-408	10/19/21		1,1,1-Trichloroethane	<	0.5	ug/L	
W-408	10/19/21		1,1,2-Trichloroethane	<	0.5	ug/L	
W-408	10/19/21		1,1-Dichloroethane	<	0.5	ug/L	
W-408	10/19/21		1,1-Dichloroethene	<	0.5	ug/L	
W-408	10/19/21		1,2-Dichloroethane	<	0.5	ug/L	
W-408	10/19/21		Bromodichloromethane	<	0.5	ug/L	
W-408	10/19/21		Bromoform	<	0.5	ug/L	
W-408	10/19/21		Carbon tetrachloride	<	0.5	ug/L	
W-408	10/19/21		Chloroform	<	0.5	ug/L	
W-408	10/19/21		Dibromochloromethane	<	0.5	ug/L	
W-408	10/19/21		Tetrachloroethene	<	0.5	ug/L	
W-408	10/19/21		Trichloroethene	<	0.5	ug/L	
W-408	10/19/21		Trichlorofluoromethane	<	0.5	ug/L	
W-408	10/19/21		Trichlorotrifluoroethane	<	0.5	ug/L	
W-408	10/19/21		Vinyl chloride	<	0.5	ug/L	
W-408	10/19/21		cis-1,2-Dichloroethene	<	0.5	ug/L	
W-408	10/19/21		trans-1,2-Dichloroethene	<	0.5	ug/L	
W-409	3/25/21		1,1,1-Trichloroethane	<	0.5	ug/L	
W-409	3/25/21		1,1,2-Trichloroethane	<	0.5	ug/L	
W-409	3/25/21		1,1-Dichloroethane	<	0.5	ug/L	
W-409	3/25/21		1,1-Dichloroethene	<	0.5	ug/L	
W-409	3/25/21		1,2-Dichloroethane	<	0.5	ug/L	
W-409	3/25/21		Bromodichloromethane	<	0.5	ug/L	
W-409	3/25/21		Bromoform	<	0.5	ug/L	
W-409	3/25/21		Carbon tetrachloride	<	0.5	ug/L	
W-409	3/25/21		Chloroform	<	0.5	ug/L	
W-409	3/25/21		Dibromochloromethane	<	0.5	ug/L	
W-409	3/25/21		Tetrachloroethene	<	0.5	ug/L	
W-409	3/25/21		Trichloroethene		19	ug/L	
W-409	3/25/21		Trichlorofluoromethane	<	0.5	ug/L	
W-409	3/25/21		Trichlorotrifluoroethane	<	0.5	ug/L	
W-409	3/25/21		Vinyl chloride	<	0.5	ug/L	
W-409	3/25/21		cis-1,2-Dichloroethene	<	0.5	ug/L	
W-409	3/25/21		trans-1,2-Dichloroethene	<	0.5	ug/L	
W-410	1/6/21		1,1,1-Trichloroethane	<	0.5	ug/L	
W-410	1/6/21		1,1,2-Trichloroethane	<	0.5	ug/L	
W-410	1/6/21		1,1-Dichloroethane	<	0.5	ug/L	
W-410	1/6/21		1,1-Dichloroethene	<	0.5	ug/L	
W-410	1/6/21		1,2-Dichloroethane	<	0.5	ug/L	
W-410	1/6/21		Bromodichloromethane	<	0.5	ug/L	
W-410	1/6/21		Bromoform	<	0.5	ug/L	
W-410	1/6/21		Carbon tetrachloride	<	0.5	ug/L	
W-410	1/6/21		Chloroform	<	0.5	ug/L	

Attachment 2. Table 1. Groundwater analytical data, Livermore Site, 2021.

Well	Date	Sample Type	Parameter	LOS Indicator	Result	Units	QA Flag
W-410	1/6/21		Dibromochloromethane	<	0.5	ug/L	
W-410	1/6/21		Tetrachloroethene	<	0.5	ug/L	
W-410	1/6/21		Trichloroethene	<	0.5	ug/L	
W-410	1/6/21		Trichlorofluoromethane	<	0.5	ug/L	
W-410	1/6/21		Trichlorotrifluoroethane	<	0.5	ug/L	
W-410	1/6/21		Vinyl chloride	<	0.5	ug/L	
W-410	1/6/21		cis-1,2-Dichloroethene	<	0.5	ug/L	
W-410	1/6/21		trans-1,2-Dichloroethene	<	0.5	ug/L	
W-410	4/15/21		1,1,1-Trichloroethane	<	0.5	ug/L	
W-410	4/15/21		1,1,2-Trichloroethane	<	0.5	ug/L	
W-410	4/15/21		1,1-Dichloroethane	<	0.5	ug/L	
W-410	4/15/21		1,1-Dichloroethene	<	0.5	ug/L	
W-410	4/15/21		1,2-Dichloroethane	<	0.5	ug/L	
W-410	4/15/21		Bromodichloromethane	<	0.5	ug/L	
W-410	4/15/21		Bromoform	<	0.5	ug/L	
W-410	4/15/21		Carbon tetrachloride	<	0.5	ug/L	
W-410	4/15/21		Chloroform	<	0.5	ug/L	
W-410	4/15/21		Dibromochloromethane	<	0.5	ug/L	
W-410	4/15/21		Tetrachloroethene	<	0.5	ug/L	
W-410	4/15/21		Trichloroethene	<	0.5	ug/L	
W-410	4/15/21		Trichlorofluoromethane	<	0.5	ug/L	
W-410	4/15/21		Trichlorotrifluoroethane	<	0.5	ug/L	
W-410	4/15/21		Vinyl chloride	<	0.5	ug/L	
W-410	4/15/21		cis-1,2-Dichloroethene	<	0.5	ug/L	
W-410	4/15/21		trans-1,2-Dichloroethene	<	0.5	ug/L	
W-410	7/12/21		1,1,1-Trichloroethane	<	0.5	ug/L	
W-410	7/12/21		1,1,2-Trichloroethane	<	0.5	ug/L	
W-410	7/12/21		1,1-Dichloroethane	<	0.5	ug/L	
W-410	7/12/21		1,1-Dichloroethene	<	0.5	ug/L	
W-410	7/12/21		1,2-Dichloroethane	<	0.5	ug/L	
W-410	7/12/21		Bromodichloromethane	<	0.5	ug/L	
W-410	7/12/21		Bromoform	<	0.5	ug/L	
W-410	7/12/21		Carbon tetrachloride	<	0.5	ug/L	
W-410	7/12/21		Chloroform	<	0.5	ug/L	
W-410	7/12/21		Dibromochloromethane	<	0.5	ug/L	
W-410	7/12/21		Tetrachloroethene	<	0.5	ug/L	
W-410	7/12/21		Trichloroethene	<	0.5	ug/L	
W-410	7/12/21		Trichlorofluoromethane	<	0.5	ug/L	
W-410	7/12/21		Trichlorotrifluoroethane	<	0.5	ug/L	
W-410	7/12/21		Vinyl chloride	<	0.5	ug/L	
W-410	7/12/21		cis-1,2-Dichloroethene	<	0.5	ug/L	
W-410	7/12/21		trans-1,2-Dichloroethene	<	0.5	ug/L	
W-410	11/11/21		1,1,1-Trichloroethane	<	0.5	ug/L	
W-410	11/11/21		1,1,2-Trichloroethane	<	0.5	ug/L	
W-410	11/11/21		1,1-Dichloroethane	<	0.5	ug/L	
W-410	11/11/21		1,1-Dichloroethene	<	0.5	ug/L	
W-410	11/11/21		1,2-Dichloroethane	<	0.5	ug/L	
W-410	11/11/21		Bromodichloromethane	<	0.5	ug/L	
W-410	11/11/21		Bromoform	<	0.5	ug/L	
W-410	11/11/21		Carbon tetrachloride	<	0.5	ug/L	
W-410	11/11/21		Chloroform	<	0.5	ug/L	
W-410	11/11/21		Dibromochloromethane	<	0.5	ug/L	
W-410	11/11/21		Tetrachloroethene	<	0.5	ug/L	
W-410	11/11/21		Trichloroethene	<	0.5	ug/L	
W-410	11/11/21		Trichlorofluoromethane	<	0.5	ug/L	
W-410	11/11/21		Trichlorotrifluoroethane	<	0.5	ug/L	
W-410	11/11/21		Vinyl chloride	<	0.5	ug/L	
W-410	11/11/21		cis-1,2-Dichloroethene	<	0.5	ug/L	
W-410	11/11/21		trans-1,2-Dichloroethene	<	0.5	ug/L	
W-411	4/15/21		1,1,1-Trichloroethane	<	0.5	ug/L	

Attachment 2. Table 1. Groundwater analytical data, Livermore Site, 2021.

Well	Date	Sample Type	Parameter	LOS Indicator	Result	Units	QA Flag
W-411	4/15/21		1,1,2-Trichloroethane	<	0.5	ug/L	
W-411	4/15/21		1,1-Dichloroethane	<	0.5	ug/L	
W-411	4/15/21		1,1-Dichloroethene	<	0.5	ug/L	
W-411	4/15/21		1,2-Dichloroethane	<	0.5	ug/L	
W-411	4/15/21		Bromodichloromethane	<	0.5	ug/L	
W-411	4/15/21		Bromoform	<	0.5	ug/L	
W-411	4/15/21		Carbon tetrachloride	<	0.5	ug/L	
W-411	4/15/21		Chloroform		5.3	ug/L	
W-411	4/15/21		Dibromochloromethane	<	0.5	ug/L	
W-411	4/15/21		Tetrachloroethene	<	0.5	ug/L	
W-411	4/15/21		Trichloroethene		1.1	ug/L	
W-411	4/15/21		Trichlorofluoromethane		1.5	ug/L	
W-411	4/15/21		Trichlorotrifluoroethane	<	0.5	ug/L	
W-411	4/15/21		Vinyl chloride	<	0.5	ug/L	
W-411	4/15/21		cis-1,2-Dichloroethene	<	0.5	ug/L	
W-411	4/15/21		trans-1,2-Dichloroethene	<	0.5	ug/L	
W-411	10/11/21		1,1,1-Trichloroethane	<	0.5	ug/L	
W-411	10/11/21		1,1,2-Trichloroethane	<	0.5	ug/L	
W-411	10/11/21		1,1-Dichloroethane	<	0.5	ug/L	
W-411	10/11/21		1,1-Dichloroethene	<	0.5	ug/L	
W-411	10/11/21		1,2-Dichloroethane	<	0.5	ug/L	
W-411	10/11/21		Bromodichloromethane	<	0.5	ug/L	
W-411	10/11/21		Bromoform	<	0.5	ug/L	
W-411	10/11/21		Carbon tetrachloride	<	0.5	ug/L	
W-411	10/11/21		Chloroform		4.7	ug/L	
W-411	10/11/21		Dibromochloromethane	<	0.5	ug/L	
W-411	10/11/21		Tetrachloroethene	<	0.5	ug/L	
W-411	10/11/21		Trichloroethene		1.2	ug/L	
W-411	10/11/21		Trichlorofluoromethane		2	ug/L	
W-411	10/11/21		Trichlorotrifluoroethane	<	0.5	ug/L	
W-411	10/11/21		Vinyl chloride	<	0.5	ug/L	
W-411	10/11/21		cis-1,2-Dichloroethene	<	0.5	ug/L	
W-411	10/11/21		trans-1,2-Dichloroethene	<	0.5	ug/L	
W-412	10/11/21		1,1,1-Trichloroethane	<	0.5	ug/L	
W-412	10/11/21		1,1,2-Trichloroethane	<	0.5	ug/L	
W-412	10/11/21		1,1-Dichloroethane	<	0.5	ug/L	
W-412	10/11/21		1,1-Dichloroethene	<	0.5	ug/L	
W-412	10/11/21		1,2-Dichloroethane	<	0.5	ug/L	
W-412	10/11/21		Bromodichloromethane	<	0.5	ug/L	
W-412	10/11/21		Bromoform	<	0.5	ug/L	
W-412	10/11/21		Carbon tetrachloride	<	0.5	ug/L	
W-412	10/11/21		Chloroform		6	ug/L	
W-412	10/11/21		Dibromochloromethane	<	0.5	ug/L	
W-412	10/11/21		Tetrachloroethene	<	0.5	ug/L	
W-412	10/11/21		Trichloroethene		2.5	ug/L	
W-412	10/11/21		Trichlorofluoromethane		1.8	ug/L	
W-412	10/11/21		Trichlorotrifluoroethane	<	0.5	ug/L	
W-412	10/11/21		Vinyl chloride	<	0.5	ug/L	
W-412	10/11/21		cis-1,2-Dichloroethene	<	0.5	ug/L	
W-412	10/11/21		trans-1,2-Dichloroethene	<	0.5	ug/L	
W-413	1/6/21		1,1,1-Trichloroethane	<	0.5	ug/L	
W-413	1/6/21		1,1,2-Trichloroethane	<	0.5	ug/L	
W-413	1/6/21		1,1-Dichloroethane	<	0.5	ug/L	
W-413	1/6/21		1,1-Dichloroethene		0.81	ug/L	
W-413	1/6/21		1,2-Dichloroethane	<	0.5	ug/L	
W-413	1/6/21		Bromodichloromethane	<	0.5	ug/L	
W-413	1/6/21		Bromoform	<	0.5	ug/L	
W-413	1/6/21		Carbon tetrachloride	<	0.5	ug/L	
W-413	1/6/21		Chloroform		13	ug/L	
W-413	1/6/21		Chromium		0.029	mg/L	

Attachment 2. Table 1. Groundwater analytical data, Livermore Site, 2021.

Well	Date	Sample Type	Parameter	LOS Indicator	Result	Units	QA Flag
W-413	1/6/21		Dibromochloromethane	<	0.5	ug/L	
W-413	1/6/21		Tetrachloroethene	<	0.5	ug/L	
W-413	1/6/21		Trichloroethene		8	ug/L	
W-413	1/6/21		Trichlorofluoromethane		4	ug/L	
W-413	1/6/21		Trichlorotrifluoroethane		8	ug/L	
W-413	1/6/21		Vinyl chloride	<	0.5	ug/L	
W-413	1/6/21		cis-1,2-Dichloroethene	<	0.5	ug/L	
W-413	1/6/21		trans-1,2-Dichloroethene	<	0.5	ug/L	
W-413	4/7/21		1,1,1-Trichloroethane	<	0.5	ug/L	
W-413	4/7/21		1,1,2-Trichloroethane	<	0.5	ug/L	
W-413	4/7/21		1,1-Dichloroethane	<	0.5	ug/L	
W-413	4/7/21		1,1-Dichloroethene		0.71	ug/L	
W-413	4/7/21		1,2-Dichloroethane	<	0.5	ug/L	
W-413	4/7/21		Bromodichloromethane	<	0.5	ug/L	
W-413	4/7/21		Bromoform	<	0.5	ug/L	
W-413	4/7/21		Carbon tetrachloride	<	0.5	ug/L	
W-413	4/7/21		Chloroform		12	ug/L	
W-413	4/7/21		Dibromochloromethane	<	0.5	ug/L	
W-413	4/7/21		Tetrachloroethene	<	0.5	ug/L	
W-413	4/7/21		Trichloroethene		6.9	ug/L	
W-413	4/7/21		Trichlorofluoromethane		3.6	ug/L	
W-413	4/7/21		Trichlorotrifluoroethane		6.8	ug/L	
W-413	4/7/21		Vinyl chloride	<	0.5	ug/L	
W-413	4/7/21		cis-1,2-Dichloroethene	<	0.5	ug/L	
W-413	4/7/21		trans-1,2-Dichloroethene	<	0.5	ug/L	
W-413	7/12/21		1,1,1-Trichloroethane	<	0.5	ug/L	
W-413	7/12/21		1,1,2-Trichloroethane	<	0.5	ug/L	
W-413	7/12/21		1,1-Dichloroethane	<	0.5	ug/L	
W-413	7/12/21		1,1-Dichloroethene		0.71	ug/L	
W-413	7/12/21		1,2-Dichloroethane	<	0.5	ug/L	
W-413	7/12/21		Bromodichloromethane	<	0.5	ug/L	
W-413	7/12/21		Bromoform	<	0.5	ug/L	
W-413	7/12/21		Carbon tetrachloride	<	0.5	ug/L	
W-413	7/12/21		Chloroform		13	ug/L	
W-413	7/12/21		Chromium		0.029	mg/L	
W-413	7/12/21		Dibromochloromethane	<	0.5	ug/L	
W-413	7/12/21		Tetrachloroethene	<	0.5	ug/L	
W-413	7/12/21		Trichloroethene		7.5	ug/L	
W-413	7/12/21		Trichlorofluoromethane		4	ug/L	
W-413	7/12/21		Trichlorotrifluoroethane		6.9	ug/L	
W-413	7/12/21		Vinyl chloride	<	0.5	ug/L	
W-413	7/12/21		cis-1,2-Dichloroethene	<	0.5	ug/L	
W-413	7/12/21		trans-1,2-Dichloroethene	<	0.5	ug/L	
W-413	7/19/21		Tritium	<	100	pCi/L	
W-413	10/6/21		1,1,1-Trichloroethane	<	0.5	ug/L	
W-413	10/6/21		1,1,2-Trichloroethane	<	0.5	ug/L	
W-413	10/6/21		1,1-Dichloroethane	<	0.5	ug/L	
W-413	10/6/21		1,1-Dichloroethene	<	0.5	ug/L	
W-413	10/6/21		1,2-Dichloroethane	<	0.5	ug/L	
W-413	10/6/21		Bromodichloromethane	<	0.5	ug/L	
W-413	10/6/21		Bromoform	<	0.5	ug/L	
W-413	10/6/21		Carbon tetrachloride	<	0.5	ug/L	
W-413	10/6/21		Chloroform		5.3	ug/L	
W-413	10/6/21		Dibromochloromethane	<	0.5	ug/L	
W-413	10/6/21		Tetrachloroethene	<	0.5	ug/L	
W-413	10/6/21		Trichloroethene		4.6	ug/L	
W-413	10/6/21		Trichlorofluoromethane		1	ug/L	
W-413	10/6/21		Trichlorotrifluoroethane		12	ug/L	
W-413	10/6/21		Vinyl chloride	<	0.5	ug/L	
W-413	10/6/21		cis-1,2-Dichloroethene	<	0.5	ug/L	

Attachment 2. Table 1. Groundwater analytical data, Livermore Site, 2021.

Well	Date	Sample Type	Parameter	LOS Indicator	Result	Units	QA Flag
W-413	10/6/21		trans-1,2-Dichloroethene	<	0.5	ug/L	
W-415	1/14/21		1,1,1-Trichloroethane	<	0.5	ug/L	
W-415	1/14/21		1,1,2-Trichloroethane	<	0.5	ug/L	
W-415	1/14/21		1,1-Dichloroethane	<	0.5	ug/L	
W-415	1/14/21		1,1-Dichloroethene		0.8	ug/L	
W-415	1/14/21		1,2-Dichloroethane	<	0.5	ug/L	
W-415	1/14/21		Bromodichloromethane	<	0.5	ug/L	
W-415	1/14/21		Bromoform	<	0.5	ug/L	
W-415	1/14/21		Carbon tetrachloride	<	0.5	ug/L	
W-415	1/14/21		Chloroform		2.2	ug/L	
W-415	1/14/21		Dibromochloromethane	<	0.5	ug/L	
W-415	1/14/21		Tetrachloroethene		6	ug/L	
W-415	1/14/21		Trichloroethene		0.93	ug/L	
W-415	1/14/21		Trichlorofluoromethane	<	0.5	ug/L	
W-415	1/14/21		Trichlorotrifluoroethane	<	0.5	ug/L	
W-415	1/14/21		Vinyl chloride	<	0.5	ug/L	
W-415	1/14/21		cis-1,2-Dichloroethene	<	0.5	ug/L	
W-415	1/14/21		trans-1,2-Dichloroethene	<	0.5	ug/L	
W-415	4/21/21		1,1,1-Trichloroethane	<	0.5	ug/L	
W-415	4/21/21		1,1,2-Trichloroethane	<	0.5	ug/L	
W-415	4/21/21		1,1-Dichloroethane	<	0.5	ug/L	
W-415	4/21/21		1,1-Dichloroethene		1.2	ug/L	
W-415	4/21/21		1,2-Dichloroethane	<	0.5	ug/L	
W-415	4/21/21		Bromodichloromethane	<	0.5	ug/L	
W-415	4/21/21		Bromoform	<	0.5	ug/L	
W-415	4/21/21		Carbon tetrachloride	<	0.5	ug/L	
W-415	4/21/21		Chloroform		2.5	ug/L	
W-415	4/21/21		Dibromochloromethane	<	0.5	ug/L	
W-415	4/21/21		Tetrachloroethene		7.9	ug/L	
W-415	4/21/21		Trichloroethene		1.1	ug/L	
W-415	4/21/21		Trichlorofluoromethane	<	0.5	ug/L	
W-415	4/21/21		Trichlorotrifluoroethane	<	0.5	ug/L	
W-415	4/21/21		Vinyl chloride	<	0.5	ug/L	
W-415	4/21/21		cis-1,2-Dichloroethene	<	0.5	ug/L	
W-415	4/21/21		trans-1,2-Dichloroethene	<	0.5	ug/L	
W-415	7/20/21		1,1,1-Trichloroethane	<	0.5	ug/L	
W-415	7/20/21		1,1,2-Trichloroethane	<	0.5	ug/L	
W-415	7/20/21		1,1-Dichloroethane	<	0.5	ug/L	
W-415	7/20/21		1,1-Dichloroethene		0.88	ug/L	
W-415	7/20/21		1,2-Dichloroethane	<	0.5	ug/L	
W-415	7/20/21		Bromodichloromethane	<	0.5	ug/L	
W-415	7/20/21		Bromoform	<	0.5	ug/L	
W-415	7/20/21		Carbon tetrachloride	<	0.5	ug/L	
W-415	7/20/21		Chloroform		2	ug/L	
W-415	7/20/21		Dibromochloromethane	<	0.5	ug/L	
W-415	7/20/21		Tetrachloroethene		6.5	ug/L	
W-415	7/20/21		Trichloroethene		0.87	ug/L	
W-415	7/20/21		Trichlorofluoromethane	<	0.5	ug/L	
W-415	7/20/21		Trichlorotrifluoroethane	<	0.5	ug/L	
W-415	7/20/21		Vinyl chloride	<	0.5	ug/L	
W-415	7/20/21		cis-1,2-Dichloroethene	<	0.5	ug/L	
W-415	7/20/21		trans-1,2-Dichloroethene	<	0.5	ug/L	
W-415	10/19/21		1,1,1-Trichloroethane	<	0.5	ug/L	
W-415	10/19/21		1,1,2-Trichloroethane	<	0.5	ug/L	
W-415	10/19/21		1,1-Dichloroethane	<	0.5	ug/L	
W-415	10/19/21		1,1-Dichloroethene		1.1	ug/L	
W-415	10/19/21		1,2-Dichloroethane	<	0.5	ug/L	
W-415	10/19/21		Bromodichloromethane	<	0.5	ug/L	
W-415	10/19/21		Bromoform	<	0.5	ug/L	
W-415	10/19/21		Carbon tetrachloride	<	0.5	ug/L	

Attachment 2. Table 1. Groundwater analytical data, Livermore Site, 2021.

Well	Date	Sample Type	Parameter	LOS Indicator	Result	Units	QA Flag
W-415	10/19/21		Chloroform		2.2	ug/L	
W-415	10/19/21		Dibromochloromethane	<	0.5	ug/L	
W-415	10/19/21		Tetrachloroethene		6.4	ug/L	
W-415	10/19/21		Trichloroethene		0.97	ug/L	
W-415	10/19/21		Trichlorofluoromethane	<	0.5	ug/L	
W-415	10/19/21		Trichlorotrifluoroethane	<	0.5	ug/L	
W-415	10/19/21		Vinyl chloride	<	0.5	ug/L	
W-415	10/19/21		cis-1,2-Dichloroethene	<	0.5	ug/L	
W-415	10/19/21		trans-1,2-Dichloroethene	<	0.5	ug/L	
W-417	3/24/21		1,1,1-Trichloroethane	<	0.5	ug/L	
W-417	3/24/21		1,1,2-Trichloroethane	<	0.5	ug/L	
W-417	3/24/21		1,1-Dichloroethane	<	0.5	ug/L	
W-417	3/24/21		1,1-Dichloroethene	<	0.5	ug/L	
W-417	3/24/21		1,2-Dichloroethane	<	0.5	ug/L	
W-417	3/24/21		Bromodichloromethane	<	0.5	ug/L	
W-417	3/24/21		Bromoform	<	0.5	ug/L	
W-417	3/24/21		Carbon tetrachloride	<	0.5	ug/L	
W-417	3/24/21		Chloroform	<	0.5	ug/L	
W-417	3/24/21		Dibromochloromethane	<	0.5	ug/L	
W-417	3/24/21		Tetrachloroethene	<	0.5	ug/L	
W-417	3/24/21		Trichloroethene	<	0.5	ug/L	
W-417	3/24/21		Trichlorofluoromethane	<	0.5	ug/L	
W-417	3/24/21		Trichlorotrifluoroethane	<	0.5	ug/L	
W-417	3/24/21		Vinyl chloride	<	0.5	ug/L	
W-417	3/24/21		cis-1,2-Dichloroethene	<	0.5	ug/L	
W-417	3/24/21		trans-1,2-Dichloroethene	<	0.5	ug/L	
W-418	2/2/21		1,1,1-Trichloroethane	<	0.5	ug/L	
W-418	2/2/21		1,1,2-Trichloroethane	<	0.5	ug/L	
W-418	2/2/21		1,1-Dichloroethane	<	0.5	ug/L	
W-418	2/2/21		1,1-Dichloroethene		0.81	ug/L	
W-418	2/2/21		1,2-Dichloroethane	<	0.5	ug/L	
W-418	2/2/21		Bromodichloromethane	<	0.5	ug/L	
W-418	2/2/21		Bromoform	<	0.5	ug/L	
W-418	2/2/21		Carbon tetrachloride		1.1	ug/L	
W-418	2/2/21		Chloroform		3.9	ug/L	
W-418	2/2/21		Dibromochloromethane	<	0.5	ug/L	
W-418	2/2/21		Tetrachloroethene		0.54	ug/L	
W-418	2/2/21		Trichloroethene		6.8	ug/L	
W-418	2/2/21		Trichlorofluoromethane	<	0.5	ug/L	
W-418	2/2/21		Trichlorotrifluoroethane		2.8	ug/L	
W-418	2/2/21		Vinyl chloride	<	0.5	ug/L	
W-418	2/2/21		cis-1,2-Dichloroethene	<	0.5	ug/L	
W-418	2/2/21		trans-1,2-Dichloroethene	<	0.5	ug/L	
W-418	4/13/21		1,1,1-Trichloroethane	<	0.5	ug/L	
W-418	4/13/21		1,1,2-Trichloroethane	<	0.5	ug/L	
W-418	4/13/21		1,1-Dichloroethane	<	0.5	ug/L	
W-418	4/13/21		1,1-Dichloroethene		0.85	ug/L	
W-418	4/13/21		1,2-Dichloroethane	<	0.5	ug/L	
W-418	4/13/21		Bromodichloromethane	<	0.5	ug/L	
W-418	4/13/21		Bromoform	<	0.5	ug/L	
W-418	4/13/21		Carbon tetrachloride		1.2	ug/L	
W-418	4/13/21		Chloroform		4.5	ug/L	
W-418	4/13/21		Dibromochloromethane	<	0.5	ug/L	
W-418	4/13/21		Tetrachloroethene	<	0.5	ug/L	
W-418	4/13/21		Trichloroethene		6.5	ug/L	
W-418	4/13/21		Trichlorofluoromethane	<	0.5	ug/L	
W-418	4/13/21		Trichlorotrifluoroethane		3	ug/L	
W-418	4/13/21		Vinyl chloride	<	0.5	ug/L	
W-418	4/13/21		cis-1,2-Dichloroethene	<	0.5	ug/L	
W-418	4/13/21		trans-1,2-Dichloroethene	<	0.5	ug/L	

Attachment 2. Table 1. Groundwater analytical data, Livermore Site, 2021.

Well	Date	Sample Type	Parameter	LOS Indicator	Result	Units	QA Flag
W-419	4/13/21		1,1,1-Trichloroethane	<	0.5	ug/L	
W-419	4/13/21		1,1,2-Trichloroethane	<	0.5	ug/L	
W-419	4/13/21		1,1-Dichloroethane	<	0.5	ug/L	
W-419	4/13/21		1,1-Dichloroethene	<	0.5	ug/L	
W-419	4/13/21		1,2-Dichloroethane	<	0.5	ug/L	
W-419	4/13/21		Bromodichloromethane	<	0.5	ug/L	
W-419	4/13/21		Bromoform	<	0.5	ug/L	
W-419	4/13/21		Carbon tetrachloride	<	0.5	ug/L	
W-419	4/13/21		Chloroform		1.1	ug/L	
W-419	4/13/21		Dibromochloromethane	<	0.5	ug/L	
W-419	4/13/21		Tetrachloroethene		2.5	ug/L	
W-419	4/13/21		Trichloroethene		2.8	ug/L	
W-419	4/13/21		Trichlorofluoromethane	<	0.5	ug/L	
W-419	4/13/21		Trichlorotrifluoroethane	<	0.5	ug/L	
W-419	4/13/21		Vinyl chloride	<	0.5	ug/L	
W-419	4/13/21		cis-1,2-Dichloroethene	<	0.5	ug/L	
W-419	4/13/21		trans-1,2-Dichloroethene	<	0.5	ug/L	
W-420	10/6/21		1,1,1-Trichloroethane	<	0.5	ug/L	
W-420	10/6/21		1,1,2-Trichloroethane	<	0.5	ug/L	
W-420	10/6/21		1,1-Dichloroethane	<	0.5	ug/L	
W-420	10/6/21		1,1-Dichloroethene		2.7	ug/L	
W-420	10/6/21		1,2-Dichloroethane	<	0.5	ug/L	
W-420	10/6/21		Bromodichloromethane	<	0.5	ug/L	
W-420	10/6/21		Bromoform	<	0.5	ug/L	
W-420	10/6/21		Carbon tetrachloride	<	0.5	ug/L	
W-420	10/6/21		Chloroform		3.8	ug/L	
W-420	10/6/21		Dibromochloromethane	<	0.5	ug/L	
W-420	10/6/21		Tetrachloroethene		1.7	ug/L	
W-420	10/6/21		Trichloroethene		5.1	ug/L	
W-420	10/6/21		Trichlorofluoromethane	<	0.5	ug/L	
W-420	10/6/21		Trichlorotrifluoroethane		0.5	ug/L	
W-420	10/6/21		Vinyl chloride	<	0.5	ug/L	
W-420	10/6/21		cis-1,2-Dichloroethene	<	0.5	ug/L	
W-420	10/6/21		trans-1,2-Dichloroethene	<	0.5	ug/L	
W-421	1/26/21		1,1,1-Trichloroethane	<	0.5	ug/L	
W-421	1/26/21		1,1,2-Trichloroethane	<	0.5	ug/L	
W-421	1/26/21		1,1-Dichloroethane	<	0.5	ug/L	
W-421	1/26/21		1,1-Dichloroethene	<	0.5	ug/L	
W-421	1/26/21		1,2-Dichloroethane	<	0.5	ug/L	
W-421	1/26/21		Bromodichloromethane	<	0.5	ug/L	
W-421	1/26/21		Bromoform	<	0.5	ug/L	
W-421	1/26/21		Carbon tetrachloride	<	0.5	ug/L	
W-421	1/26/21		Chloroform	<	0.5	ug/L	
W-421	1/26/21		Dibromochloromethane	<	0.5	ug/L	
W-421	1/26/21		Tetrachloroethene	<	0.5	ug/L	
W-421	1/26/21		Trichloroethene	<	0.5	ug/L	
W-421	1/26/21		Trichlorofluoromethane	<	0.5	ug/L	
W-421	1/26/21		Trichlorotrifluoroethane	<	0.5	ug/L	
W-421	1/26/21		Vinyl chloride	<	0.5	ug/L	
W-421	1/26/21		cis-1,2-Dichloroethene	<	0.5	ug/L	
W-421	1/26/21		trans-1,2-Dichloroethene	<	0.5	ug/L	
W-421	4/15/21		1,1,1-Trichloroethane	<	0.5	ug/L	
W-421	4/15/21		1,1,2-Trichloroethane	<	0.5	ug/L	
W-421	4/15/21		1,1-Dichloroethane	<	0.5	ug/L	
W-421	4/15/21		1,1-Dichloroethene	<	0.5	ug/L	
W-421	4/15/21		1,2-Dichloroethane	<	0.5	ug/L	
W-421	4/15/21		Bromodichloromethane	<	0.5	ug/L	
W-421	4/15/21		Bromoform	<	0.5	ug/L	
W-421	4/15/21		Carbon tetrachloride	<	0.5	ug/L	
W-421	4/15/21		Chloroform	<	0.5	ug/L	

Attachment 2. Table 1. Groundwater analytical data, Livermore Site, 2021.

Well	Date	Sample Type	Parameter	LOS Indicator	Result	Units	QA Flag
W-421	4/15/21		Dibromochloromethane	<	0.5	ug/L	
W-421	4/15/21		Tetrachloroethene	<	0.5	ug/L	
W-421	4/15/21		Trichloroethene	<	0.5	ug/L	
W-421	4/15/21		Trichlorofluoromethane	<	0.5	ug/L	
W-421	4/15/21		Trichlorotrifluoroethane	<	0.5	ug/L	
W-421	4/15/21		Vinyl chloride	<	0.5	ug/L	
W-421	4/15/21		cis-1,2-Dichloroethene	<	0.5	ug/L	
W-421	4/15/21		trans-1,2-Dichloroethene	<	0.5	ug/L	
W-421	7/8/21		1,1,1-Trichloroethane	<	0.5	ug/L	
W-421	7/8/21		1,1,2-Trichloroethane	<	0.5	ug/L	
W-421	7/8/21		1,1-Dichloroethane	<	0.5	ug/L	
W-421	7/8/21		1,1-Dichloroethene	<	0.5	ug/L	
W-421	7/8/21		1,2-Dichloroethane	<	0.5	ug/L	
W-421	7/8/21		Bromodichloromethane	<	0.5	ug/L	
W-421	7/8/21		Bromoform	<	0.5	ug/L	
W-421	7/8/21		Carbon tetrachloride	<	0.5	ug/L	
W-421	7/8/21		Chloroform	<	0.5	ug/L	
W-421	7/8/21		Dibromochloromethane	<	0.5	ug/L	
W-421	7/8/21		Tetrachloroethene	<	0.5	ug/L	
W-421	7/8/21		Trichloroethene	<	0.5	ug/L	
W-421	7/8/21		Trichlorofluoromethane	<	0.5	ug/L	
W-421	7/8/21		Trichlorotrifluoroethane	<	0.5	ug/L	
W-421	7/8/21		Vinyl chloride	<	0.5	ug/L	
W-421	7/8/21		cis-1,2-Dichloroethene	<	0.5	ug/L	
W-421	7/8/21		trans-1,2-Dichloroethene	<	0.5	ug/L	
W-421	11/18/21		1,1,1-Trichloroethane	<	0.5	ug/L	
W-421	11/18/21		1,1,2-Trichloroethane	<	0.5	ug/L	
W-421	11/18/21		1,1-Dichloroethane	<	0.5	ug/L	
W-421	11/18/21		1,1-Dichloroethene	<	0.5	ug/L	
W-421	11/18/21		1,2-Dichloroethane	<	0.5	ug/L	
W-421	11/18/21		Bromodichloromethane	<	0.5	ug/L	
W-421	11/18/21		Bromoform	<	0.5	ug/L	
W-421	11/18/21		Carbon tetrachloride	<	0.5	ug/L	
W-421	11/18/21		Chloroform	<	0.5	ug/L	
W-421	11/18/21		Dibromochloromethane	<	0.5	ug/L	
W-421	11/18/21		Tetrachloroethene	<	0.5	ug/L	
W-421	11/18/21		Trichloroethene	<	0.5	ug/L	
W-421	11/18/21		Trichlorofluoromethane	<	0.5	ug/L	
W-421	11/18/21		Trichlorotrifluoroethane	<	0.5	ug/L	
W-421	11/18/21		Vinyl chloride	<	0.5	ug/L	
W-421	11/18/21		cis-1,2-Dichloroethene	<	0.5	ug/L	
W-421	11/18/21		trans-1,2-Dichloroethene	<	0.5	ug/L	
W-422	3/9/21		1,1,1-Trichloroethane	<	0.5	ug/L	
W-422	3/9/21		1,1,2-Trichloroethane	<	0.5	ug/L	
W-422	3/9/21		1,1-Dichloroethane	<	0.5	ug/L	
W-422	3/9/21		1,1-Dichloroethene	<	0.5	ug/L	
W-422	3/9/21		1,2-Dichloroethane	<	0.5	ug/L	
W-422	3/9/21		Bromodichloromethane	<	0.5	ug/L	
W-422	3/9/21		Bromoform	<	0.5	ug/L	
W-422	3/9/21		Carbon tetrachloride	<	0.5	ug/L	
W-422	3/9/21		Chloroform	<	0.5	ug/L	
W-422	3/9/21		Dibromochloromethane	<	0.5	ug/L	
W-422	3/9/21		Tetrachloroethene	<	0.5	ug/L	
W-422	3/9/21		Trichloroethene		3.5	ug/L	
W-422	3/9/21		Trichlorofluoromethane	<	0.5	ug/L	
W-422	3/9/21		Trichlorotrifluoroethane	<	0.5	ug/L	
W-422	3/9/21		Vinyl chloride	<	0.5	ug/L	
W-422	3/9/21		cis-1,2-Dichloroethene	<	0.5	ug/L	
W-422	3/9/21		trans-1,2-Dichloroethene	<	0.5	ug/L	
W-423	2/4/21		1,1,1-Trichloroethane	<	0.5	ug/L	

Attachment 2. Table 1. Groundwater analytical data, Livermore Site, 2021.

Well	Date	Sample Type	Parameter	LOS Indicator	Result	Units	QA Flag
W-423	2/4/21		1,1,2-Trichloroethane	<	0.5	ug/L	
W-423	2/4/21		1,1-Dichloroethane	<	0.5	ug/L	
W-423	2/4/21		1,1-Dichloroethene	<	0.5	ug/L	
W-423	2/4/21		1,2-Dichloroethane	<	0.5	ug/L	
W-423	2/4/21		Bromodichloromethane	<	0.5	ug/L	
W-423	2/4/21		Bromoform	<	0.5	ug/L	
W-423	2/4/21		Carbon tetrachloride	<	0.5	ug/L	
W-423	2/4/21		Chloroform		0.96	ug/L	
W-423	2/4/21		Dibromochloromethane	<	0.5	ug/L	
W-423	2/4/21		Tetrachloroethene		0.61	ug/L	
W-423	2/4/21		Trichloroethene	<	0.5	ug/L	
W-423	2/4/21		Trichlorofluoromethane		4.2	ug/L	
W-423	2/4/21		Trichlorotrifluoroethane	<	0.5	ug/L	
W-423	2/4/21		Vinyl chloride	<	0.5	ug/L	
W-423	2/4/21		cis-1,2-Dichloroethene	<	0.5	ug/L	
W-423	2/4/21		trans-1,2-Dichloroethene	<	0.5	ug/L	
W-424	9/13/21		1,1,1-Trichloroethane	<	0.5	ug/L	
W-424	9/13/21		1,1,2-Trichloroethane	<	0.5	ug/L	
W-424	9/13/21		1,1-Dichloroethane	<	0.5	ug/L	
W-424	9/13/21		1,1-Dichloroethene	<	0.5	ug/L	
W-424	9/13/21		1,2-Dichloroethane	<	0.5	ug/L	
W-424	9/13/21		Bromodichloromethane	<	0.5	ug/L	
W-424	9/13/21		Bromoform	<	0.5	ug/L	
W-424	9/13/21		Carbon tetrachloride	<	0.5	ug/L	
W-424	9/13/21		Chloroform		1.9	ug/L	
W-424	9/13/21		Dibromochloromethane	<	0.5	ug/L	
W-424	9/13/21		Tetrachloroethene	<	0.5	ug/L	
W-424	9/13/21		Trichloroethene	<	0.5	ug/L	
W-424	9/13/21		Trichlorofluoromethane		19	ug/L	
W-424	9/13/21		Trichlorotrifluoroethane	<	0.5	ug/L	
W-424	9/13/21		Vinyl chloride	<	0.5	ug/L	
W-424	9/13/21		cis-1,2-Dichloroethene	<	0.5	ug/L	
W-424	9/13/21		trans-1,2-Dichloroethene	<	0.5	ug/L	
W-446	1/4/21		1,1,1-Trichloroethane	<	0.5	ug/L	
W-446	1/4/21		1,1,2-Trichloroethane	<	0.5	ug/L	
W-446	1/4/21		1,1-Dichloroethane	<	0.5	ug/L	
W-446	1/4/21		1,1-Dichloroethene	<	0.5	ug/L	
W-446	1/4/21		1,2-Dichloroethane	<	0.5	ug/L	
W-446	1/4/21		Bromodichloromethane	<	0.5	ug/L	
W-446	1/4/21		Bromoform	<	0.5	ug/L	
W-446	1/4/21		Carbon tetrachloride	<	0.5	ug/L	
W-446	1/4/21		Chloroform	<	0.5	ug/L	
W-446	1/4/21		Dibromochloromethane	<	0.5	ug/L	
W-446	1/4/21		Tetrachloroethene	<	0.5	ug/L	
W-446	1/4/21		Trichloroethene	<	0.5	ug/L	
W-446	1/4/21		Trichlorofluoromethane	<	0.5	ug/L	
W-446	1/4/21		Trichlorotrifluoroethane	<	0.5	ug/L	
W-446	1/4/21		Vinyl chloride	<	0.5	ug/L	
W-446	1/4/21		cis-1,2-Dichloroethene	<	0.5	ug/L	
W-446	1/4/21		trans-1,2-Dichloroethene	<	0.5	ug/L	
W-447	10/14/21		1,1,1-Trichloroethane	<	0.5	ug/L	
W-447	10/14/21		1,1,2-Trichloroethane	<	0.5	ug/L	
W-447	10/14/21		1,1-Dichloroethane	<	0.5	ug/L	
W-447	10/14/21		1,1-Dichloroethene	<	0.5	ug/L	
W-447	10/14/21		1,2-Dichloroethane	<	0.5	ug/L	
W-447	10/14/21		Bromodichloromethane	<	0.5	ug/L	
W-447	10/14/21		Bromoform	<	0.5	ug/L	
W-447	10/14/21		Carbon tetrachloride	<	0.5	ug/L	
W-447	10/14/21		Chloroform	<	0.5	ug/L	
W-447	10/14/21		Dibromochloromethane	<	0.5	ug/L	

Attachment 2. Table 1. Groundwater analytical data, Livermore Site, 2021.

Well	Date	Sample Type	Parameter	LOS Indicator	Result	Units	QA Flag
W-447	10/14/21		Tetrachloroethene	<	0.5	ug/L	
W-447	10/14/21		Trichloroethene	<	0.5	ug/L	
W-447	10/14/21		Trichlorofluoromethane	<	0.5	ug/L	
W-447	10/14/21		Trichlorotrifluoroethane	<	0.5	ug/L	
W-447	10/14/21		Vinyl chloride	<	0.5	ug/L	
W-447	10/14/21		cis-1,2-Dichloroethene	<	0.5	ug/L	
W-447	10/14/21		trans-1,2-Dichloroethene	<	0.5	ug/L	
W-448	2/25/21		1,1,1-Trichloroethane	<	0.5	ug/L	
W-448	2/25/21		1,1,2-Trichloroethane	<	0.5	ug/L	
W-448	2/25/21		1,1-Dichloroethane		0.59	ug/L	
W-448	2/25/21		1,1-Dichloroethene		1.4	ug/L	
W-448	2/25/21		1,2-Dichloroethane	<	0.5	ug/L	
W-448	2/25/21		Bromodichloromethane	<	0.5	ug/L	
W-448	2/25/21		Bromoform	<	0.5	ug/L	
W-448	2/25/21		Carbon tetrachloride	<	0.5	ug/L	
W-448	2/25/21		Chloroform		0.54	ug/L	
W-448	2/25/21		Dibromochloromethane	<	0.5	ug/L	
W-448	2/25/21		Tetrachloroethene		3.6	ug/L	
W-448	2/25/21		Trichloroethene		1.5	ug/L	
W-448	2/25/21		Trichlorofluoromethane	<	0.5	ug/L	
W-448	2/25/21		Trichlorotrifluoroethane	<	0.5	ug/L	
W-448	2/25/21		Vinyl chloride	<	0.5	ug/L	
W-448	2/25/21		cis-1,2-Dichloroethene	<	0.5	ug/L	
W-448	2/25/21		trans-1,2-Dichloroethene	<	0.5	ug/L	
W-449	2/25/21		1,1,1-Trichloroethane	<	0.5	ug/L	
W-449	2/25/21		1,1,2-Trichloroethane	<	0.5	ug/L	
W-449	2/25/21		1,1-Dichloroethane		0.85	ug/L	
W-449	2/25/21		1,1-Dichloroethene		1.4	ug/L	
W-449	2/25/21		1,2-Dichloroethane	<	0.5	ug/L	
W-449	2/25/21		Bromodichloromethane	<	0.5	ug/L	
W-449	2/25/21		Bromoform	<	0.5	ug/L	
W-449	2/25/21		Carbon tetrachloride	<	0.5	ug/L	
W-449	2/25/21		Chloroform	<	0.5	ug/L	
W-449	2/25/21		Dibromochloromethane	<	0.5	ug/L	
W-449	2/25/21		Tetrachloroethene	<	0.5	ug/L	
W-449	2/25/21		Trichloroethene		0.95	ug/L	
W-449	2/25/21		Trichlorofluoromethane	<	0.5	ug/L	
W-449	2/25/21		Trichlorotrifluoroethane	<	0.5	ug/L	
W-449	2/25/21		Vinyl chloride	<	0.5	ug/L	
W-449	2/25/21		cis-1,2-Dichloroethene	<	0.5	ug/L	
W-449	2/25/21		trans-1,2-Dichloroethene	<	0.5	ug/L	
W-449	5/4/21		1,1,1-Trichloroethane	<	0.5	ug/L	
W-449	5/4/21		1,1,2-Trichloroethane	<	0.5	ug/L	
W-449	5/4/21		1,1-Dichloroethane		0.72	ug/L	
W-449	5/4/21		1,1-Dichloroethene		1.1	ug/L	
W-449	5/4/21		1,2-Dichloroethane	<	0.5	ug/L	
W-449	5/4/21		Bromodichloromethane	<	0.5	ug/L	
W-449	5/4/21		Bromoform	<	0.5	ug/L	
W-449	5/4/21		Carbon tetrachloride	<	0.5	ug/L	
W-449	5/4/21		Chloroform	<	0.5	ug/L	
W-449	5/4/21		Dibromochloromethane	<	0.5	ug/L	
W-449	5/4/21		Tetrachloroethene	<	0.5	ug/L	
W-449	5/4/21		Trichloroethene		1.3	ug/L	
W-449	5/4/21		Trichlorofluoromethane	<	0.5	ug/L	
W-449	5/4/21		Trichlorotrifluoroethane	<	0.5	ug/L	
W-449	5/4/21		Vinyl chloride	<	0.5	ug/L	
W-449	5/4/21		cis-1,2-Dichloroethene	<	0.5	ug/L	
W-449	5/4/21		trans-1,2-Dichloroethene	<	0.5	ug/L	
W-449	9/9/21		1,1,1-Trichloroethane	<	0.5	ug/L	
W-449	9/9/21		1,1,2-Trichloroethane	<	0.5	ug/L	

Attachment 2. Table 1. Groundwater analytical data, Livermore Site, 2021.

Well	Date	Sample Type	Parameter	LOS Indicator	Result	Units	QA Flag
W-449	9/9/21		1,1-Dichloroethane		1.3	ug/L	
W-449	9/9/21		1,1-Dichloroethene		2.3	ug/L	
W-449	9/9/21		1,2-Dichloroethane	<	0.5	ug/L	
W-449	9/9/21		Bromodichloromethane	<	0.5	ug/L	
W-449	9/9/21		Bromoform	<	0.5	ug/L	
W-449	9/9/21		Carbon tetrachloride	<	0.5	ug/L	
W-449	9/9/21		Chloroform	<	0.5	ug/L	
W-449	9/9/21		Dibromochloromethane	<	0.5	ug/L	
W-449	9/9/21		Tetrachloroethene	<	0.5	ug/L	
W-449	9/9/21		Trichloroethene		1	ug/L	
W-449	9/9/21		Trichlorofluoromethane	<	0.5	ug/L	
W-449	9/9/21		Trichlorotrifluoroethane	<	0.5	ug/L	
W-449	9/9/21		Vinyl chloride	<	0.5	ug/L	
W-449	9/9/21		cis-1,2-Dichloroethene	<	0.5	ug/L	
W-449	9/9/21		trans-1,2-Dichloroethene	<	0.5	ug/L	
W-451	1/12/21		1,1,1-Trichloroethane	<	0.5	ug/L	
W-451	1/12/21		1,1,2-Trichloroethane	<	0.5	ug/L	
W-451	1/12/21		1,1-Dichloroethane	<	0.5	ug/L	
W-451	1/12/21		1,1-Dichloroethene	<	0.5	ug/L	
W-451	1/12/21		1,2-Dichloroethane	<	0.5	ug/L	
W-451	1/12/21		Bromodichloromethane	<	0.5	ug/L	
W-451	1/12/21		Bromoform	<	0.5	ug/L	
W-451	1/12/21		Carbon tetrachloride	<	0.5	ug/L	
W-451	1/12/21		Chloroform	<	0.5	ug/L	
W-451	1/12/21		Dibromochloromethane	<	0.5	ug/L	
W-451	1/12/21		Tetrachloroethene	<	0.5	ug/L	
W-451	1/12/21		Trichloroethene	<	0.5	ug/L	
W-451	1/12/21		Trichlorofluoromethane	<	0.5	ug/L	
W-451	1/12/21		Trichlorotrifluoroethane	<	0.5	ug/L	
W-451	1/12/21		Vinyl chloride	<	0.5	ug/L	
W-451	1/12/21		cis-1,2-Dichloroethene	<	0.5	ug/L	
W-451	1/12/21		trans-1,2-Dichloroethene	<	0.5	ug/L	
W-452	2/2/21		1,1,1-Trichloroethane	<	0.5	ug/L	
W-452	2/2/21		1,1,2-Trichloroethane	<	0.5	ug/L	
W-452	2/2/21		1,1-Dichloroethane	<	0.5	ug/L	
W-452	2/2/21		1,1-Dichloroethene	<	0.5	ug/L	
W-452	2/2/21		1,2-Dichloroethane	<	0.5	ug/L	
W-452	2/2/21		Bromodichloromethane	<	0.5	ug/L	
W-452	2/2/21		Bromoform	<	0.5	ug/L	
W-452	2/2/21		Carbon tetrachloride	<	0.5	ug/L	
W-452	2/2/21		Chloroform	<	0.5	ug/L	
W-452	2/2/21		Dibromochloromethane	<	0.5	ug/L	
W-452	2/2/21		Tetrachloroethene	<	0.5	ug/L	
W-452	2/2/21		Trichloroethene	<	0.5	ug/L	
W-452	2/2/21		Trichlorofluoromethane	<	0.5	ug/L	
W-452	2/2/21		Trichlorotrifluoroethane	<	0.5	ug/L	
W-452	2/2/21		Vinyl chloride	<	0.5	ug/L	
W-452	2/2/21		cis-1,2-Dichloroethene	<	0.5	ug/L	
W-452	2/2/21		trans-1,2-Dichloroethene	<	0.5	ug/L	
W-453	9/2/21		Tritium	<	100	pCi/L	
W-454	8/10/21		1,1,1-Trichloroethane	<	0.5	ug/L	
W-454	8/10/21		1,1,2-Trichloroethane	<	0.5	ug/L	
W-454	8/10/21		1,1-Dichloroethane	<	0.5	ug/L	
W-454	8/10/21		1,1-Dichloroethene	<	0.5	ug/L	
W-454	8/10/21		1,2-Dichloroethane	<	0.5	ug/L	
W-454	8/10/21		Bromodichloromethane	<	0.5	ug/L	
W-454	8/10/21		Bromoform	<	0.5	ug/L	
W-454	8/10/21		Carbon tetrachloride	<	0.5	ug/L	
W-454	8/10/21		Chloroform	<	0.5	ug/L	
W-454	8/10/21		Dibromochloromethane	<	0.5	ug/L	

Attachment 2. Table 1. Groundwater analytical data, Livermore Site, 2021.

Well	Date	Sample Type	Parameter	LOS Indicator	Result	Units	QA Flag
W-454	8/10/21		Tetrachloroethene		0.99	ug/L	
W-454	8/10/21		Trichloroethene		2	ug/L	
W-454	8/10/21		Trichlorofluoromethane		< 0.5	ug/L	
W-454	8/10/21		Trichlorotrifluoroethane		< 0.5	ug/L	
W-454	8/10/21		Vinyl chloride		< 0.5	ug/L	
W-454	8/10/21		cis-1,2-Dichloroethene		< 0.5	ug/L	
W-454	8/10/21		trans-1,2-Dichloroethene		< 0.5	ug/L	
W-455	9/13/21		1,1,1-Trichloroethane		< 0.5	ug/L	
W-455	9/13/21		1,1,2-Trichloroethane		< 0.5	ug/L	
W-455	9/13/21		1,1-Dichloroethane		< 0.5	ug/L	
W-455	9/13/21		1,1-Dichloroethene		< 0.5	ug/L	
W-455	9/13/21		1,2-Dichloroethane		< 0.5	ug/L	
W-455	9/13/21		Bromodichloromethane		< 0.5	ug/L	
W-455	9/13/21		Bromoform		< 0.5	ug/L	
W-455	9/13/21		Carbon tetrachloride		< 0.5	ug/L	
W-455	9/13/21		Chloroform		< 0.5	ug/L	
W-455	9/13/21		Dibromochloromethane		< 0.5	ug/L	
W-455	9/13/21		Tetrachloroethene		< 0.5	ug/L	
W-455	9/13/21		Trichloroethene		< 0.5	ug/L	
W-455	9/13/21		Trichlorofluoromethane		< 0.5	ug/L	
W-455	9/13/21		Trichlorotrifluoroethane		< 0.5	ug/L	
W-455	9/13/21		Vinyl chloride		< 0.5	ug/L	
W-455	9/13/21		cis-1,2-Dichloroethene		< 0.5	ug/L	
W-455	9/13/21		trans-1,2-Dichloroethene		< 0.5	ug/L	
W-457	1/14/21		1,1,1-Trichloroethane		< 0.5	ug/L	
W-457	1/14/21		1,1,2-Trichloroethane		< 0.5	ug/L	
W-457	1/14/21		1,1-Dichloroethane		< 0.5	ug/L	
W-457	1/14/21		1,1-Dichloroethene		< 0.5	ug/L	
W-457	1/14/21		1,2-Dichloroethane		< 0.5	ug/L	
W-457	1/14/21		Bromodichloromethane		< 0.5	ug/L	
W-457	1/14/21		Bromoform		< 0.5	ug/L	
W-457	1/14/21		Carbon tetrachloride		< 0.5	ug/L	
W-457	1/14/21		Chloroform		< 0.5	ug/L	
W-457	1/14/21		Dibromochloromethane		< 0.5	ug/L	
W-457	1/14/21		Tetrachloroethene		3.4	ug/L	
W-457	1/14/21		Trichloroethene		< 0.5	ug/L	
W-457	1/14/21		Trichlorofluoromethane		< 0.5	ug/L	
W-457	1/14/21		Trichlorotrifluoroethane		< 0.5	ug/L	
W-457	1/14/21		Vinyl chloride		< 0.5	ug/L	
W-457	1/14/21		cis-1,2-Dichloroethene		< 0.5	ug/L	
W-457	1/14/21		trans-1,2-Dichloroethene		< 0.5	ug/L	
W-457	4/21/21		1,1,1-Trichloroethane		< 0.5	ug/L	
W-457	4/21/21		1,1,2-Trichloroethane		< 0.5	ug/L	
W-457	4/21/21		1,1-Dichloroethane		< 0.5	ug/L	
W-457	4/21/21		1,1-Dichloroethene		< 0.5	ug/L	
W-457	4/21/21		1,2-Dichloroethane		< 0.5	ug/L	
W-457	4/21/21		Bromodichloromethane		< 0.5	ug/L	
W-457	4/21/21		Bromoform		< 0.5	ug/L	
W-457	4/21/21		Carbon tetrachloride		< 0.5	ug/L	
W-457	4/21/21		Chloroform		< 0.5	ug/L	
W-457	4/21/21		Dibromochloromethane		< 0.5	ug/L	
W-457	4/21/21		Tetrachloroethene		3.5	ug/L	
W-457	4/21/21		Trichloroethene		< 0.5	ug/L	
W-457	4/21/21		Trichlorofluoromethane		< 0.5	ug/L	
W-457	4/21/21		Trichlorotrifluoroethane		< 0.5	ug/L	
W-457	4/21/21		Vinyl chloride		< 0.5	ug/L	
W-457	4/21/21		cis-1,2-Dichloroethene		< 0.5	ug/L	
W-457	4/21/21		trans-1,2-Dichloroethene		< 0.5	ug/L	
W-457	7/20/21		1,1,1-Trichloroethane		< 0.5	ug/L	
W-457	7/20/21		1,1,2-Trichloroethane		< 0.5	ug/L	

Attachment 2. Table 1. Groundwater analytical data, Livermore Site, 2021.

Well	Date	Sample Type	Parameter	LOS Indicator	Result	Units	QA Flag
W-457	7/20/21		1,1-Dichloroethane	<	0.5	ug/L	
W-457	7/20/21		1,1-Dichloroethene	<	0.5	ug/L	
W-457	7/20/21		1,2-Dichloroethane	<	0.5	ug/L	
W-457	7/20/21		Bromodichloromethane	<	0.5	ug/L	
W-457	7/20/21		Bromoform	<	0.5	ug/L	
W-457	7/20/21		Carbon tetrachloride	<	0.5	ug/L	
W-457	7/20/21		Chloroform	<	0.5	ug/L	
W-457	7/20/21		Dibromochloromethane	<	0.5	ug/L	
W-457	7/20/21		Tetrachloroethene		3.5	ug/L	
W-457	7/20/21		Trichloroethene	<	0.5	ug/L	
W-457	7/20/21		Trichlorofluoromethane	<	0.5	ug/L	
W-457	7/20/21		Trichlorotrifluoroethane	<	0.5	ug/L	
W-457	7/20/21		Vinyl chloride	<	0.5	ug/L	
W-457	7/20/21		cis-1,2-Dichloroethene	<	0.5	ug/L	
W-457	7/20/21		trans-1,2-Dichloroethene	<	0.5	ug/L	
W-457	10/19/21		1,1,1-Trichloroethane	<	0.5	ug/L	
W-457	10/19/21		1,1,2-Trichloroethane	<	0.5	ug/L	
W-457	10/19/21		1,1-Dichloroethane	<	0.5	ug/L	
W-457	10/19/21		1,1-Dichloroethene	<	0.5	ug/L	
W-457	10/19/21		1,2-Dichloroethane	<	0.5	ug/L	
W-457	10/19/21		Bromodichloromethane	<	0.5	ug/L	
W-457	10/19/21		Bromoform	<	0.5	ug/L	
W-457	10/19/21		Carbon tetrachloride	<	0.5	ug/L	
W-457	10/19/21		Chloroform	<	0.5	ug/L	
W-457	10/19/21		Dibromochloromethane	<	0.5	ug/L	
W-457	10/19/21		Tetrachloroethene		3	ug/L	
W-457	10/19/21		Trichloroethene	<	0.5	ug/L	
W-457	10/19/21		Trichlorofluoromethane	<	0.5	ug/L	
W-457	10/19/21		Trichlorotrifluoroethane	<	0.5	ug/L	
W-457	10/19/21		Vinyl chloride	<	0.5	ug/L	
W-457	10/19/21		cis-1,2-Dichloroethene	<	0.5	ug/L	
W-457	10/19/21		trans-1,2-Dichloroethene	<	0.5	ug/L	
W-462	1/12/21		1,1,1-Trichloroethane	<	0.5	ug/L	
W-462	1/12/21		1,1,2-Trichloroethane	<	0.5	ug/L	
W-462	1/12/21		1,1-Dichloroethane	<	0.5	ug/L	
W-462	1/12/21		1,1-Dichloroethene	<	0.5	ug/L	
W-462	1/12/21		1,2-Dichloroethane	<	0.5	ug/L	
W-462	1/12/21		Bromodichloromethane	<	0.5	ug/L	
W-462	1/12/21		Bromoform	<	0.5	ug/L	
W-462	1/12/21		Carbon tetrachloride	<	0.5	ug/L	
W-462	1/12/21		Chloroform	<	0.5	ug/L	
W-462	1/12/21		Dibromochloromethane	<	0.5	ug/L	
W-462	1/12/21		Tetrachloroethene		1.2	ug/L	
W-462	1/12/21		Trichloroethene	<	0.5	ug/L	
W-462	1/12/21		Trichlorofluoromethane	<	0.5	ug/L	
W-462	1/12/21		Trichlorotrifluoroethane	<	0.5	ug/L	
W-462	1/12/21		Vinyl chloride	<	0.5	ug/L	
W-462	1/12/21		cis-1,2-Dichloroethene	<	0.5	ug/L	
W-462	1/12/21		trans-1,2-Dichloroethene	<	0.5	ug/L	
W-462	1/12/21	DUP	1,1,1-Trichloroethane	<	0.5	ug/L	
W-462	1/12/21	DUP	1,1,2-Trichloroethane	<	0.5	ug/L	
W-462	1/12/21	DUP	1,1-Dichloroethane	<	0.5	ug/L	
W-462	1/12/21	DUP	1,1-Dichloroethene	<	0.5	ug/L	
W-462	1/12/21	DUP	1,2-Dichloroethane	<	0.5	ug/L	
W-462	1/12/21	DUP	Bromodichloromethane	<	0.5	ug/L	
W-462	1/12/21	DUP	Bromoform	<	0.5	ug/L	
W-462	1/12/21	DUP	Carbon tetrachloride	<	0.5	ug/L	
W-462	1/12/21	DUP	Chloroform	<	0.5	ug/L	
W-462	1/12/21	DUP	Dibromochloromethane	<	0.5	ug/L	
W-462	1/12/21	DUP	Tetrachloroethene		1.1	ug/L	

Attachment 2. Table 1. Groundwater analytical data, Livermore Site, 2021.

Well	Date	Sample Type	Parameter	LOS Indicator	Result	Units	QA Flag
W-462	1/12/21	DUP	Trichloroethene	<	0.5	ug/L	L
W-462	1/12/21	DUP	Trichlorofluoromethane	<	0.5	ug/L	
W-462	1/12/21	DUP	Trichlorotrifluoroethane	<	0.5	ug/L	
W-462	1/12/21	DUP	Vinyl chloride	<	0.5	ug/L	
W-462	1/12/21	DUP	cis-1,2-Dichloroethene	<	0.5	ug/L	
W-462	1/12/21	DUP	trans-1,2-Dichloroethene	<	0.5	ug/L	
W-462	6/9/21		1,1,1-Trichloroethane	<	0.5	ug/L	
W-462	6/9/21		1,1,2-Trichloroethane	<	0.5	ug/L	
W-462	6/9/21		1,1-Dichloroethane	<	0.5	ug/L	
W-462	6/9/21		1,1-Dichloroethene	<	0.5	ug/L	
W-462	6/9/21		1,2-Dichloroethane	<	0.5	ug/L	
W-462	6/9/21		Bromodichloromethane	<	0.5	ug/L	
W-462	6/9/21		Bromoform	<	0.5	ug/L	
W-462	6/9/21		Carbon tetrachloride	<	0.5	ug/L	
W-462	6/9/21		Chloroform	<	0.5	ug/L	
W-462	6/9/21		Dibromochloromethane	<	0.5	ug/L	
W-462	6/9/21		Tetrachloroethene		1.1	ug/L	
W-462	6/9/21		Trichloroethene	<	0.5	ug/L	
W-462	6/9/21		Trichlorofluoromethane	<	0.5	ug/L	
W-462	6/9/21		Trichlorotrifluoroethane	<	0.5	ug/L	
W-462	6/9/21		Vinyl chloride	<	0.5	ug/L	
W-462	6/9/21		cis-1,2-Dichloroethene	<	0.5	ug/L	
W-462	6/9/21		trans-1,2-Dichloroethene	<	0.5	ug/L	
W-462	9/2/21		1,1,1-Trichloroethane	<	0.5	ug/L	
W-462	9/2/21		1,1,2-Trichloroethane	<	0.5	ug/L	
W-462	9/2/21		1,1-Dichloroethane	<	0.5	ug/L	
W-462	9/2/21		1,1-Dichloroethene	<	0.5	ug/L	
W-462	9/2/21		1,2-Dichloroethane	<	0.5	ug/L	
W-462	9/2/21		Bromodichloromethane	<	0.5	ug/L	
W-462	9/2/21		Bromoform	<	0.5	ug/L	
W-462	9/2/21		Carbon tetrachloride	<	0.5	ug/L	
W-462	9/2/21		Chloroform	<	0.5	ug/L	
W-462	9/2/21		Dibromochloromethane	<	0.5	ug/L	
W-462	9/2/21		Tetrachloroethene		0.99	ug/L	
W-462	9/2/21		Trichloroethene	<	0.5	ug/L	L
W-462	9/2/21		Trichlorofluoromethane	<	0.5	ug/L	
W-462	9/2/21		Trichlorotrifluoroethane	<	0.5	ug/L	
W-462	9/2/21		Vinyl chloride	<	0.5	ug/L	
W-462	9/2/21		cis-1,2-Dichloroethene	<	0.5	ug/L	
W-462	9/2/21		trans-1,2-Dichloroethene	<	0.5	ug/L	
W-463	1/12/21		1,1,1-Trichloroethane	<	0.5	ug/L	
W-463	1/12/21		1,1,2-Trichloroethane	<	0.5	ug/L	
W-463	1/12/21		1,1-Dichloroethane	<	0.5	ug/L	
W-463	1/12/21		1,1-Dichloroethene	<	0.5	ug/L	
W-463	1/12/21		1,2-Dichloroethane	<	0.5	ug/L	
W-463	1/12/21		Bromodichloromethane	<	0.5	ug/L	
W-463	1/12/21		Bromoform	<	0.5	ug/L	
W-463	1/12/21		Carbon tetrachloride	<	0.5	ug/L	
W-463	1/12/21		Chloroform	<	0.5	ug/L	
W-463	1/12/21		Dibromochloromethane	<	0.5	ug/L	
W-463	1/12/21		Tetrachloroethene		1.2	ug/L	
W-463	1/12/21		Trichloroethene	<	0.5	ug/L	
W-463	1/12/21		Trichlorofluoromethane	<	0.5	ug/L	
W-463	1/12/21		Trichlorotrifluoroethane	<	0.5	ug/L	
W-463	1/12/21		Vinyl chloride	<	0.5	ug/L	
W-463	1/12/21		cis-1,2-Dichloroethene	<	0.5	ug/L	
W-463	1/12/21		trans-1,2-Dichloroethene	<	0.5	ug/L	
W-464	3/1/21		1,1,1-Trichloroethane	<	0.5	ug/L	
W-464	3/1/21		1,1,2-Trichloroethane	<	0.5	ug/L	
W-464	3/1/21		1,1-Dichloroethane	<	0.5	ug/L	

Attachment 2. Table 1. Groundwater analytical data, Livermore Site, 2021.

Well	Date	Sample Type	Parameter	LOS Indicator	Result	Units	QA Flag
W-464	3/1/21		1,1-Dichloroethene		1.3	ug/L	
W-464	3/1/21		1,2-Dichloroethane	<	0.5	ug/L	
W-464	3/1/21		Bromodichloromethane	<	0.5	ug/L	
W-464	3/1/21		Bromoform	<	0.5	ug/L	
W-464	3/1/21		Carbon tetrachloride	<	0.5	ug/L	
W-464	3/1/21		Chloroform		4	ug/L	
W-464	3/1/21		Dibromochloromethane	<	0.5	ug/L	
W-464	3/1/21		Tetrachloroethene	<	0.5	ug/L	
W-464	3/1/21		Trichloroethene		3.2	ug/L	
W-464	3/1/21		Trichlorofluoromethane	<	0.5	ug/L	
W-464	3/1/21		Trichlorotrifluoroethane	<	0.5	ug/L	
W-464	3/1/21		Vinyl chloride	<	0.5	ug/L	
W-464	3/1/21		cis-1,2-Dichloroethene	<	0.5	ug/L	
W-464	3/1/21		trans-1,2-Dichloroethene	<	0.5	ug/L	
W-464	9/2/21		1,1,1-Trichloroethane	<	0.5	ug/L	
W-464	9/2/21		1,1,2-Trichloroethane	<	0.5	ug/L	
W-464	9/2/21		1,1-Dichloroethane	<	0.5	ug/L	
W-464	9/2/21		1,1-Dichloroethene		1.5	ug/L	
W-464	9/2/21		1,2-Dichloroethane	<	0.5	ug/L	
W-464	9/2/21		Bromodichloromethane	<	0.5	ug/L	
W-464	9/2/21		Bromoform	<	0.5	ug/L	
W-464	9/2/21		Carbon tetrachloride	<	0.5	ug/L	
W-464	9/2/21		Chloroform		5.9	ug/L	
W-464	9/2/21		Dibromochloromethane	<	0.5	ug/L	
W-464	9/2/21		Tetrachloroethene		0.54	ug/L	
W-464	9/2/21		Trichloroethene		4.1	ug/L	
W-464	9/2/21		Trichlorofluoromethane	<	0.5	ug/L	
W-464	9/2/21		Trichlorotrifluoroethane	<	0.5	ug/L	
W-464	9/2/21		Vinyl chloride	<	0.5	ug/L	
W-464	9/2/21		cis-1,2-Dichloroethene	<	0.5	ug/L	
W-464	9/2/21		trans-1,2-Dichloroethene	<	0.5	ug/L	
W-481	2/11/21		1,1,1-Trichloroethane	<	0.5	ug/L	
W-481	2/11/21		1,1,2-Trichloroethane	<	0.5	ug/L	
W-481	2/11/21		1,1-Dichloroethane	<	0.5	ug/L	
W-481	2/11/21		1,1-Dichloroethene	<	0.5	ug/L	
W-481	2/11/21		1,2-Dichloroethane	<	0.5	ug/L	
W-481	2/11/21		Bromodichloromethane	<	0.5	ug/L	
W-481	2/11/21		Bromoform	<	0.5	ug/L	
W-481	2/11/21		Carbon tetrachloride	<	0.5	ug/L	
W-481	2/11/21		Chloroform		3.7	ug/L	
W-481	2/11/21		Dibromochloromethane	<	0.5	ug/L	
W-481	2/11/21		Tetrachloroethene	<	0.5	ug/L	
W-481	2/11/21		Trichloroethene	<	0.5	ug/L	
W-481	2/11/21		Trichlorofluoromethane	<	0.5	ug/L	
W-481	2/11/21		Trichlorotrifluoroethane	<	0.5	ug/L	
W-481	2/11/21		Vinyl chloride	<	0.5	ug/L	
W-481	2/11/21		cis-1,2-Dichloroethene	<	0.5	ug/L	
W-481	2/11/21		trans-1,2-Dichloroethene	<	0.5	ug/L	
W-481	4/12/21		1,1,1-Trichloroethane	<	0.5	ug/L	
W-481	4/12/21		1,1,2-Trichloroethane	<	0.5	ug/L	
W-481	4/12/21		1,1-Dichloroethane	<	0.5	ug/L	
W-481	4/12/21		1,1-Dichloroethene	<	0.5	ug/L	
W-481	4/12/21		1,2-Dichloroethane	<	0.5	ug/L	
W-481	4/12/21		Bromodichloromethane	<	0.5	ug/L	
W-481	4/12/21		Bromoform	<	0.5	ug/L	
W-481	4/12/21		Carbon tetrachloride	<	0.5	ug/L	
W-481	4/12/21		Chloroform		3.7	ug/L	
W-481	4/12/21		Dibromochloromethane	<	0.5	ug/L	
W-481	4/12/21		Tetrachloroethene	<	0.5	ug/L	
W-481	4/12/21		Trichloroethene	<	0.5	ug/L	

Attachment 2. Table 1. Groundwater analytical data, Livermore Site, 2021.

Well	Date	Sample Type	Parameter	LOS Indicator	Result	Units	QA Flag
W-481	4/12/21		Trichlorofluoromethane	<	0.5	ug/L	
W-481	4/12/21		Trichlorotrifluoroethane	<	0.5	ug/L	
W-481	4/12/21		Vinyl chloride	<	0.5	ug/L	
W-481	4/12/21		cis-1,2-Dichloroethene	<	0.5	ug/L	
W-481	4/12/21		trans-1,2-Dichloroethene	<	0.5	ug/L	
W-481	9/8/21		1,1,1-Trichloroethane	<	0.5	ug/L	
W-481	9/8/21		1,1,2-Trichloroethane	<	0.5	ug/L	
W-481	9/8/21		1,1-Dichloroethane	<	0.5	ug/L	
W-481	9/8/21		1,1-Dichloroethene	<	0.5	ug/L	
W-481	9/8/21		1,2-Dichloroethane	<	0.5	ug/L	
W-481	9/8/21		Bromodichloromethane	<	0.5	ug/L	
W-481	9/8/21		Bromoform	<	0.5	ug/L	
W-481	9/8/21		Carbon tetrachloride	<	0.5	ug/L	
W-481	9/8/21		Chloroform		3.8	ug/L	
W-481	9/8/21		Dibromochloromethane	<	0.5	ug/L	
W-481	9/8/21		Tetrachloroethene	<	0.5	ug/L	
W-481	9/8/21		Trichloroethene	<	0.5	ug/L	
W-481	9/8/21		Trichlorofluoromethane	<	0.5	ug/L	
W-481	9/8/21		Trichlorotrifluoroethane	<	0.5	ug/L	
W-481	9/8/21		Vinyl chloride	<	0.5	ug/L	
W-481	9/8/21		cis-1,2-Dichloroethene	<	0.5	ug/L	
W-481	9/8/21		trans-1,2-Dichloroethene	<	0.5	ug/L	
W-481	11/30/21		1,1,1-Trichloroethane	<	0.5	ug/L	
W-481	11/30/21		1,1,2-Trichloroethane	<	0.5	ug/L	
W-481	11/30/21		1,1-Dichloroethane	<	0.5	ug/L	
W-481	11/30/21		1,1-Dichloroethene	<	0.5	ug/L	
W-481	11/30/21		1,2-Dichloroethane	<	0.5	ug/L	
W-481	11/30/21		Bromodichloromethane	<	0.5	ug/L	
W-481	11/30/21		Bromoform	<	0.5	ug/L	
W-481	11/30/21		Carbon tetrachloride	<	0.5	ug/L	
W-481	11/30/21		Chloroform		3.8	ug/L	
W-481	11/30/21		Dibromochloromethane	<	0.5	ug/L	
W-481	11/30/21		Tetrachloroethene	<	0.5	ug/L	
W-481	11/30/21		Trichloroethene	<	0.5	ug/L	
W-481	11/30/21		Trichlorofluoromethane	<	0.5	ug/L	
W-481	11/30/21		Trichlorotrifluoroethane	<	0.5	ug/L	
W-481	11/30/21		Vinyl chloride	<	0.5	ug/L	
W-481	11/30/21		cis-1,2-Dichloroethene	<	0.5	ug/L	
W-481	11/30/21		trans-1,2-Dichloroethene	<	0.5	ug/L	
W-482	5/4/21		1,1,1-Trichloroethane	<	0.5	ug/L	
W-482	5/4/21		1,1,2-Trichloroethane	<	0.5	ug/L	
W-482	5/4/21		1,1-Dichloroethane		5.8	ug/L	
W-482	5/4/21		1,1-Dichloroethene		4.6	ug/L	
W-482	5/4/21		1,2-Dichloroethane	<	0.5	ug/L	
W-482	5/4/21		Bromodichloromethane	<	0.5	ug/L	
W-482	5/4/21		Bromoform	<	0.5	ug/L	
W-482	5/4/21		Carbon tetrachloride	<	0.5	ug/L	
W-482	5/4/21		Chloroform		0.72	ug/L	
W-482	5/4/21		Dibromochloromethane	<	0.5	ug/L	
W-482	5/4/21		Tetrachloroethene		1.6	ug/L	
W-482	5/4/21		Trichloroethene		2.5	ug/L	
W-482	5/4/21		Trichlorofluoromethane	<	0.5	ug/L	
W-482	5/4/21		Trichlorotrifluoroethane	<	0.5	ug/L	
W-482	5/4/21		Vinyl chloride	<	0.5	ug/L	
W-482	5/4/21		cis-1,2-Dichloroethene		0.54	ug/L	
W-482	5/4/21		trans-1,2-Dichloroethene	<	0.5	ug/L	
W-483	2/25/21		1,1,1-Trichloroethane	<	0.5	ug/L	
W-483	2/25/21		1,1,2-Trichloroethane	<	0.5	ug/L	
W-483	2/25/21		1,1-Dichloroethane	<	0.5	ug/L	
W-483	2/25/21		1,1-Dichloroethene		0.62	ug/L	

Attachment 2. Table 1. Groundwater analytical data, Livermore Site, 2021.

Well	Date	Sample Type	Parameter	LOS Indicator	Result	Units	QA Flag
W-483	2/25/21		1,2-Dichloroethane	<	0.5	ug/L	
W-483	2/25/21		Bromodichloromethane	<	0.5	ug/L	
W-483	2/25/21		Bromoform	<	0.5	ug/L	
W-483	2/25/21		Carbon tetrachloride	<	0.5	ug/L	
W-483	2/25/21		Chloroform		2.5	ug/L	
W-483	2/25/21		Dibromochloromethane	<	0.5	ug/L	
W-483	2/25/21		Tetrachloroethene		3.8	ug/L	
W-483	2/25/21		Trichloroethene		0.59	ug/L	
W-483	2/25/21		Trichlorofluoromethane	<	0.5	ug/L	
W-483	2/25/21		Trichlorotrifluoroethane	<	0.5	ug/L	
W-483	2/25/21		Vinyl chloride	<	0.5	ug/L	
W-483	2/25/21		cis-1,2-Dichloroethene	<	0.5	ug/L	
W-483	2/25/21		trans-1,2-Dichloroethene	<	0.5	ug/L	
W-484	7/28/21		1,1,1-Trichloroethane	<	0.5	ug/L	
W-484	7/28/21		1,1,2-Trichloroethane	<	0.5	ug/L	
W-484	7/28/21		1,1-Dichloroethane	<	0.5	ug/L	
W-484	7/28/21		1,1-Dichloroethene	<	0.5	ug/L	
W-484	7/28/21		1,2-Dichloroethane	<	0.5	ug/L	
W-484	7/28/21		Bromodichloromethane	<	0.5	ug/L	
W-484	7/28/21		Bromoform	<	0.5	ug/L	
W-484	7/28/21		Carbon tetrachloride	<	0.5	ug/L	
W-484	7/28/21		Chloroform	<	0.5	ug/L	
W-484	7/28/21		Dibromochloromethane	<	0.5	ug/L	
W-484	7/28/21		Tetrachloroethene	<	0.5	ug/L	
W-484	7/28/21		Trichloroethene	<	0.5	ug/L	
W-484	7/28/21		Trichlorofluoromethane	<	0.5	ug/L	
W-484	7/28/21		Trichlorotrifluoroethane	<	0.5	ug/L	
W-484	7/28/21		Vinyl chloride	<	0.5	ug/L	
W-484	7/28/21		cis-1,2-Dichloroethene	<	0.5	ug/L	
W-484	7/28/21		trans-1,2-Dichloroethene	<	0.5	ug/L	
W-485	1/12/21		1,1,1-Trichloroethane	<	0.5	ug/L	
W-485	1/12/21		1,1,2-Trichloroethane	<	0.5	ug/L	
W-485	1/12/21		1,1-Dichloroethane	<	0.5	ug/L	
W-485	1/12/21		1,1-Dichloroethene	<	0.5	ug/L	
W-485	1/12/21		1,2-Dichloroethane	<	0.5	ug/L	
W-485	1/12/21		Bromodichloromethane	<	0.5	ug/L	
W-485	1/12/21		Bromoform	<	0.5	ug/L	
W-485	1/12/21		Carbon tetrachloride	<	0.5	ug/L	
W-485	1/12/21		Chloroform	<	0.5	ug/L	
W-485	1/12/21		Dibromochloromethane	<	0.5	ug/L	
W-485	1/12/21		Tetrachloroethene	<	0.5	ug/L	
W-485	1/12/21		Trichloroethene	<	0.5	ug/L	
W-485	1/12/21		Trichlorofluoromethane	<	0.5	ug/L	
W-485	1/12/21		Trichlorotrifluoroethane	<	0.5	ug/L	
W-485	1/12/21		Vinyl chloride	<	0.5	ug/L	
W-485	1/12/21		cis-1,2-Dichloroethene	<	0.5	ug/L	
W-485	1/12/21		trans-1,2-Dichloroethene	<	0.5	ug/L	
W-487	4/15/21		1,1,1-Trichloroethane	<	0.5	ug/L	
W-487	4/15/21		1,1,2-Trichloroethane	<	0.5	ug/L	
W-487	4/15/21		1,1-Dichloroethane	<	0.5	ug/L	
W-487	4/15/21		1,1-Dichloroethene	<	0.5	ug/L	
W-487	4/15/21		1,2-Dichloroethane	<	0.5	ug/L	
W-487	4/15/21		Bromodichloromethane	<	0.5	ug/L	
W-487	4/15/21		Bromoform	<	0.5	ug/L	
W-487	4/15/21		Carbon tetrachloride	<	0.5	ug/L	
W-487	4/15/21		Chloroform	<	0.5	ug/L	
W-487	4/15/21		Dibromochloromethane	<	0.5	ug/L	
W-487	4/15/21		Tetrachloroethene	<	0.5	ug/L	
W-487	4/15/21		Trichloroethene	<	0.5	ug/L	
W-487	4/15/21		Trichlorofluoromethane	<	0.5	ug/L	

Attachment 2. Table 1. Groundwater analytical data, Livermore Site, 2021.

Well	Date	Sample Type	Parameter	LOS Indicator	Result	Units	QA Flag
W-487	4/15/21		Trichlorotrifluoroethane	<	0.5	ug/L	
W-487	4/15/21		Vinyl chloride	<	0.5	ug/L	
W-487	4/15/21		cis-1,2-Dichloroethene	<	0.5	ug/L	
W-487	4/15/21		trans-1,2-Dichloroethene	<	0.5	ug/L	
W-501	2/2/21		1,1,1-Trichloroethane	<	0.5	ug/L	
W-501	2/2/21		1,1,2-Trichloroethane	<	0.5	ug/L	
W-501	2/2/21		1,1-Dichloroethane	<	0.5	ug/L	
W-501	2/2/21		1,1-Dichloroethene		0.55	ug/L	
W-501	2/2/21		1,2-Dichloroethane	<	0.5	ug/L	
W-501	2/2/21		Bromodichloromethane	<	0.5	ug/L	
W-501	2/2/21		Bromoform	<	0.5	ug/L	
W-501	2/2/21		Carbon tetrachloride	<	0.5	ug/L	
W-501	2/2/21		Chloroform		10	ug/L	
W-501	2/2/21		Dibromochloromethane	<	0.5	ug/L	
W-501	2/2/21		Tetrachloroethene	<	0.5	ug/L	
W-501	2/2/21		Trichloroethene		0.6	ug/L	
W-501	2/2/21		Trichlorofluoromethane	<	0.5	ug/L	
W-501	2/2/21		Trichlorotrifluoroethane		3	ug/L	
W-501	2/2/21		Vinyl chloride	<	0.5	ug/L	
W-501	2/2/21		cis-1,2-Dichloroethene	<	0.5	ug/L	
W-501	2/2/21		trans-1,2-Dichloroethene	<	0.5	ug/L	
W-501	2/2/21	DUP	1,1,1-Trichloroethane	<	0.5	ug/L	
W-501	2/2/21	DUP	1,1,2-Trichloroethane	<	0.5	ug/L	
W-501	2/2/21	DUP	1,1-Dichloroethane	<	0.5	ug/L	
W-501	2/2/21	DUP	1,1-Dichloroethene		0.63	ug/L	
W-501	2/2/21	DUP	1,2-Dichloroethane	<	0.5	ug/L	
W-501	2/2/21	DUP	Bromodichloromethane	<	0.5	ug/L	
W-501	2/2/21	DUP	Bromoform	<	0.5	ug/L	
W-501	2/2/21	DUP	Carbon tetrachloride	<	0.5	ug/L	
W-501	2/2/21	DUP	Chloroform		11	ug/L	
W-501	2/2/21	DUP	Dibromochloromethane	<	0.5	ug/L	
W-501	2/2/21	DUP	Tetrachloroethene	<	0.5	ug/L	
W-501	2/2/21	DUP	Trichloroethene		0.69	ug/L	
W-501	2/2/21	DUP	Trichlorofluoromethane	<	0.5	ug/L	
W-501	2/2/21	DUP	Trichlorotrifluoroethane		3.3	ug/L	
W-501	2/2/21	DUP	Vinyl chloride	<	0.5	ug/L	
W-501	2/2/21	DUP	cis-1,2-Dichloroethene	<	0.5	ug/L	
W-501	2/2/21	DUP	trans-1,2-Dichloroethene	<	0.5	ug/L	
W-503	2/2/21		1,1,1-Trichloroethane	<	0.5	ug/L	
W-503	2/2/21		1,1,2-Trichloroethane	<	0.5	ug/L	
W-503	2/2/21		1,1-Dichloroethane	<	0.5	ug/L	
W-503	2/2/21		1,1-Dichloroethene		3	ug/L	
W-503	2/2/21		1,2-Dichloroethane	<	0.5	ug/L	
W-503	2/2/21		Bromodichloromethane	<	0.5	ug/L	
W-503	2/2/21		Bromoform	<	0.5	ug/L	
W-503	2/2/21		Carbon tetrachloride	<	0.5	ug/L	
W-503	2/2/21		Chloroform		0.8	ug/L	
W-503	2/2/21		Dibromochloromethane	<	0.5	ug/L	
W-503	2/2/21		Tetrachloroethene	<	0.5	ug/L	
W-503	2/2/21		Trichloroethene		1.4	ug/L	
W-503	2/2/21		Trichlorofluoromethane	<	0.5	ug/L	
W-503	2/2/21		Trichlorotrifluoroethane		19	ug/L	
W-503	2/2/21		Vinyl chloride	<	0.5	ug/L	
W-503	2/2/21		cis-1,2-Dichloroethene	<	0.5	ug/L	
W-503	2/2/21		trans-1,2-Dichloroethene	<	0.5	ug/L	
W-503	4/14/21		1,1,1-Trichloroethane	<	0.5	ug/L	
W-503	4/14/21		1,1,2-Trichloroethane	<	0.5	ug/L	
W-503	4/14/21		1,1-Dichloroethane	<	0.5	ug/L	
W-503	4/14/21		1,1-Dichloroethene		4	ug/L	
W-503	4/14/21		1,2-Dichloroethane	<	0.5	ug/L	

Attachment 2. Table 1. Groundwater analytical data, Livermore Site, 2021.

Well	Date	Sample Type	Parameter	LOS Indicator	Result	Units	QA Flag
W-503	4/14/21		Bromodichloromethane	<	0.5	ug/L	
W-503	4/14/21		Bromoform	<	0.5	ug/L	
W-503	4/14/21		Carbon tetrachloride	<	0.5	ug/L	
W-503	4/14/21		Chloroform		0.96	ug/L	
W-503	4/14/21		Dibromochloromethane	<	0.5	ug/L	
W-503	4/14/21		Tetrachloroethene	<	0.5	ug/L	
W-503	4/14/21		Trichloroethene		1.7	ug/L	
W-503	4/14/21		Trichlorofluoromethane	<	0.5	ug/L	
W-503	4/14/21		Trichlorotrifluoroethane		24	ug/L	
W-503	4/14/21		Vinyl chloride	<	0.5	ug/L	
W-503	4/14/21		cis-1,2-Dichloroethene	<	0.5	ug/L	
W-503	4/14/21		trans-1,2-Dichloroethene	<	0.5	ug/L	
W-503	8/4/21		1,1,1-Trichloroethane	<	0.5	ug/L	
W-503	8/4/21		1,1,2-Trichloroethane	<	0.5	ug/L	
W-503	8/4/21		1,1-Dichloroethane	<	0.5	ug/L	
W-503	8/4/21		1,1-Dichloroethene		3.2	ug/L	
W-503	8/4/21		1,2-Dichloroethane	<	0.5	ug/L	
W-503	8/4/21		Bromodichloromethane	<	0.5	ug/L	
W-503	8/4/21		Bromoform	<	0.5	ug/L	
W-503	8/4/21		Carbon tetrachloride	<	0.5	ug/L	
W-503	8/4/21		Chloroform		0.86	ug/L	
W-503	8/4/21		Dibromochloromethane	<	0.5	ug/L	
W-503	8/4/21		Tetrachloroethene	<	0.5	ug/L	
W-503	8/4/21		Trichloroethene		1.6	ug/L	
W-503	8/4/21		Trichlorofluoromethane	<	0.5	ug/L	
W-503	8/4/21		Trichlorotrifluoroethane		28	ug/L	L
W-503	8/4/21		Vinyl chloride	<	0.5	ug/L	
W-503	8/4/21		cis-1,2-Dichloroethene	<	0.5	ug/L	
W-503	8/4/21		trans-1,2-Dichloroethene	<	0.5	ug/L	
W-503	10/12/21		1,1,1-Trichloroethane	<	0.5	ug/L	
W-503	10/12/21		1,1,2-Trichloroethane	<	0.5	ug/L	
W-503	10/12/21		1,1-Dichloroethane	<	0.5	ug/L	
W-503	10/12/21		1,1-Dichloroethene		2.6	ug/L	
W-503	10/12/21		1,2-Dichloroethane	<	0.5	ug/L	
W-503	10/12/21		Bromodichloromethane	<	0.5	ug/L	
W-503	10/12/21		Bromoform	<	0.5	ug/L	
W-503	10/12/21		Carbon tetrachloride	<	0.5	ug/L	
W-503	10/12/21		Chloroform		0.7	ug/L	
W-503	10/12/21		Dibromochloromethane	<	0.5	ug/L	
W-503	10/12/21		Tetrachloroethene	<	0.5	ug/L	
W-503	10/12/21		Trichloroethene		1.2	ug/L	
W-503	10/12/21		Trichlorofluoromethane	<	0.5	ug/L	
W-503	10/12/21		Trichlorotrifluoroethane		22	ug/L	
W-503	10/12/21		Vinyl chloride	<	0.5	ug/L	
W-503	10/12/21		cis-1,2-Dichloroethene	<	0.5	ug/L	
W-503	10/12/21		trans-1,2-Dichloroethene	<	0.5	ug/L	
W-505	10/20/21		1,1,1-Trichloroethane	<	0.5	ug/L	
W-505	10/20/21		1,1,2-Trichloroethane	<	0.5	ug/L	
W-505	10/20/21		1,1-Dichloroethane		0.61	ug/L	
W-505	10/20/21		1,1-Dichloroethene		0.67	ug/L	
W-505	10/20/21		1,2-Dichloroethane	<	0.5	ug/L	
W-505	10/20/21		Bromodichloromethane	<	0.5	ug/L	
W-505	10/20/21		Bromoform	<	0.5	ug/L	
W-505	10/20/21		Carbon tetrachloride	<	0.5	ug/L	
W-505	10/20/21		Chloroform	<	0.5	ug/L	
W-505	10/20/21		Dibromochloromethane	<	0.5	ug/L	
W-505	10/20/21		Tetrachloroethene	<	0.5	ug/L	
W-505	10/20/21		Trichloroethene	<	0.5	ug/L	
W-505	10/20/21		Trichlorofluoromethane	<	0.5	ug/L	
W-505	10/20/21		Trichlorotrifluoroethane	<	0.5	ug/L	

Attachment 2. Table 1. Groundwater analytical data, Livermore Site, 2021.

Well	Date	Sample Type	Parameter	LOS Indicator	Result	Units	QA Flag
W-505	10/20/21		Vinyl chloride	<	0.5	ug/L	
W-505	10/20/21		cis-1,2-Dichloroethene	<	0.5	ug/L	
W-505	10/20/21		trans-1,2-Dichloroethene	<	0.5	ug/L	
W-506	4/22/21		1,1,1-Trichloroethane	<	0.5	ug/L	
W-506	4/22/21		1,1,2-Trichloroethane	<	0.5	ug/L	
W-506	4/22/21		1,1-Dichloroethane	<	0.5	ug/L	
W-506	4/22/21		1,1-Dichloroethene	<	0.5	ug/L	
W-506	4/22/21		1,2-Dichloroethane	<	0.5	ug/L	
W-506	4/22/21		Bromodichloromethane	<	0.5	ug/L	
W-506	4/22/21		Bromoform	<	0.5	ug/L	
W-506	4/22/21		Carbon tetrachloride	<	0.5	ug/L	
W-506	4/22/21		Chloroform	<	0.5	ug/L	
W-506	4/22/21		Dibromochloromethane	<	0.5	ug/L	
W-506	4/22/21		Tetrachloroethene		1.9	ug/L	
W-506	4/22/21		Trichloroethene	<	0.5	ug/L	
W-506	4/22/21		Trichlorofluoromethane	<	0.5	ug/L	
W-506	4/22/21		Trichlorotrifluoroethane	<	0.5	ug/L	
W-506	4/22/21		Vinyl chloride	<	0.5	ug/L	
W-506	4/22/21		cis-1,2-Dichloroethene	<	0.5	ug/L	
W-506	4/22/21		trans-1,2-Dichloroethene	<	0.5	ug/L	
W-507	10/19/21		1,1,1-Trichloroethane	<	0.5	ug/L	
W-507	10/19/21		1,1,2-Trichloroethane	<	0.5	ug/L	
W-507	10/19/21		1,1-Dichloroethane	<	0.5	ug/L	
W-507	10/19/21		1,1-Dichloroethene	<	0.5	ug/L	
W-507	10/19/21		1,2-Dichloroethane	<	0.5	ug/L	
W-507	10/19/21		Bromodichloromethane	<	0.5	ug/L	
W-507	10/19/21		Bromoform	<	0.5	ug/L	
W-507	10/19/21		Carbon tetrachloride	<	0.5	ug/L	
W-507	10/19/21		Chloroform	<	0.5	ug/L	
W-507	10/19/21		Dibromochloromethane	<	0.5	ug/L	
W-507	10/19/21		Tetrachloroethene	<	0.5	ug/L	
W-507	10/19/21		Trichloroethene	<	0.5	ug/L	
W-507	10/19/21		Trichlorofluoromethane	<	0.5	ug/L	
W-507	10/19/21		Trichlorotrifluoroethane		0.79	ug/L	
W-507	10/19/21		Vinyl chloride	<	0.5	ug/L	
W-507	10/19/21		cis-1,2-Dichloroethene	<	0.5	ug/L	
W-507	10/19/21		trans-1,2-Dichloroethene	<	0.5	ug/L	
W-509	6/9/21		1,1,1-Trichloroethane	<	0.5	ug/L	
W-509	6/9/21		1,1,2-Trichloroethane	<	0.5	ug/L	
W-509	6/9/21		1,1-Dichloroethane	<	0.5	ug/L	
W-509	6/9/21		1,1-Dichloroethene	<	0.5	ug/L	
W-509	6/9/21		1,2-Dichloroethane	<	0.5	ug/L	
W-509	6/9/21		Bromodichloromethane	<	0.5	ug/L	
W-509	6/9/21		Bromoform	<	0.5	ug/L	
W-509	6/9/21		Carbon tetrachloride	<	0.5	ug/L	
W-509	6/9/21		Chloroform	<	0.5	ug/L	
W-509	6/9/21		Dibromochloromethane	<	0.5	ug/L	
W-509	6/9/21		Tetrachloroethene	<	0.5	ug/L	
W-509	6/9/21		Trichloroethene		1.9	ug/L	
W-509	6/9/21		Trichlorofluoromethane	<	0.5	ug/L	
W-509	6/9/21		Trichlorotrifluoroethane	<	0.5	ug/L	
W-509	6/9/21		Vinyl chloride	<	0.5	ug/L	
W-509	6/9/21		cis-1,2-Dichloroethene	<	0.5	ug/L	
W-509	6/9/21		trans-1,2-Dichloroethene	<	0.5	ug/L	
W-510	9/28/21		1,1,1-Trichloroethane	<	0.5	ug/L	
W-510	9/28/21		1,1,2-Trichloroethane	<	0.5	ug/L	
W-510	9/28/21		1,1-Dichloroethane	<	0.5	ug/L	
W-510	9/28/21		1,1-Dichloroethene	<	0.5	ug/L	
W-510	9/28/21		1,2-Dichloroethane	<	0.5	ug/L	
W-510	9/28/21		Bromodichloromethane	<	0.5	ug/L	

Attachment 2. Table 1. Groundwater analytical data, Livermore Site, 2021.

Well	Date	Sample Type	Parameter	LOS Indicator	Result	Units	QA Flag
W-510	9/28/21		Bromoform	<	0.5	ug/L	
W-510	9/28/21		Carbon tetrachloride	<	0.5	ug/L	
W-510	9/28/21		Chloroform	<	0.5	ug/L	
W-510	9/28/21		Dibromochloromethane	<	0.5	ug/L	
W-510	9/28/21		Tetrachloroethene	<	0.5	ug/L	
W-510	9/28/21		Trichloroethene	<	0.5	ug/L	
W-510	9/28/21		Trichlorofluoromethane	<	0.5	ug/L	
W-510	9/28/21		Trichlorotrifluoroethane	<	0.5	ug/L	
W-510	9/28/21		Vinyl chloride	<	0.5	ug/L	
W-510	9/28/21		cis-1,2-Dichloroethene	<	0.5	ug/L	
W-510	9/28/21		trans-1,2-Dichloroethene	<	0.5	ug/L	
W-512	6/7/21		1,1,1-Trichloroethane	<	0.5	ug/L	
W-512	6/7/21		1,1,2-Trichloroethane	<	0.5	ug/L	
W-512	6/7/21		1,1-Dichloroethane	<	0.5	ug/L	
W-512	6/7/21		1,1-Dichloroethene	<	0.5	ug/L	
W-512	6/7/21		1,2-Dichloroethane	<	0.5	ug/L	
W-512	6/7/21		Bromodichloromethane	<	0.5	ug/L	
W-512	6/7/21		Bromoform	<	0.5	ug/L	
W-512	6/7/21		Carbon tetrachloride	<	0.5	ug/L	
W-512	6/7/21		Chloroform	<	0.5	ug/L	
W-512	6/7/21		Dibromochloromethane	<	0.5	ug/L	
W-512	6/7/21		Tetrachloroethene	<	0.5	ug/L	
W-512	6/7/21		Trichloroethene	<	0.5	ug/L	
W-512	6/7/21		Trichlorofluoromethane	<	0.5	ug/L	
W-512	6/7/21		Trichlorotrifluoroethane	<	0.5	ug/L	
W-512	6/7/21		Vinyl chloride	<	0.5	ug/L	
W-512	6/7/21		cis-1,2-Dichloroethene	<	0.5	ug/L	
W-512	6/7/21		trans-1,2-Dichloroethene	<	0.5	ug/L	
W-513	1/12/21		1,1,1-Trichloroethane	<	0.5	ug/L	
W-513	1/12/21		1,1,2-Trichloroethane	<	0.5	ug/L	
W-513	1/12/21		1,1-Dichloroethane	<	0.5	ug/L	
W-513	1/12/21		1,1-Dichloroethene	<	0.5	ug/L	
W-513	1/12/21		1,2-Dichloroethane	<	0.5	ug/L	
W-513	1/12/21		Bromodichloromethane	<	0.5	ug/L	
W-513	1/12/21		Bromoform	<	0.5	ug/L	
W-513	1/12/21		Carbon tetrachloride	<	0.5	ug/L	
W-513	1/12/21		Chloroform		2.7	ug/L	
W-513	1/12/21		Dibromochloromethane	<	0.5	ug/L	
W-513	1/12/21		Tetrachloroethene	<	0.5	ug/L	
W-513	1/12/21		Trichloroethene	<	0.5	ug/L	
W-513	1/12/21		Trichlorofluoromethane	<	0.5	ug/L	
W-513	1/12/21		Trichlorotrifluoroethane	<	0.5	ug/L	
W-513	1/12/21		Vinyl chloride	<	0.5	ug/L	
W-513	1/12/21		cis-1,2-Dichloroethene	<	0.5	ug/L	
W-513	1/12/21		trans-1,2-Dichloroethene	<	0.5	ug/L	
W-515	10/21/21		1,1,1-Trichloroethane	<	0.5	ug/L	
W-515	10/21/21		1,1,2-Trichloroethane	<	0.5	ug/L	
W-515	10/21/21		1,1-Dichloroethane	<	0.5	ug/L	
W-515	10/21/21		1,1-Dichloroethene	<	0.5	ug/L	
W-515	10/21/21		1,2-Dichloroethane	<	0.5	ug/L	
W-515	10/21/21		Bromodichloromethane	<	0.5	ug/L	
W-515	10/21/21		Bromoform	<	0.5	ug/L	
W-515	10/21/21		Carbon tetrachloride	<	0.5	ug/L	
W-515	10/21/21		Chloroform	<	0.5	ug/L	
W-515	10/21/21		Dibromochloromethane	<	0.5	ug/L	
W-515	10/21/21		Tetrachloroethene	<	0.5	ug/L	
W-515	10/21/21		Trichloroethene		37	ug/L	
W-515	10/21/21		Trichlorofluoromethane	<	0.5	ug/L	
W-515	10/21/21		Trichlorotrifluoroethane	<	0.5	ug/L	
W-515	10/21/21		Vinyl chloride	<	0.5	ug/L	

Attachment 2. Table 1. Groundwater analytical data, Livermore Site, 2021.

Well	Date	Sample Type	Parameter	LOS Indicator	Result	Units	QA Flag
W-515	10/21/21		cis-1,2-Dichloroethene	<	0.5	ug/L	
W-515	10/21/21		trans-1,2-Dichloroethene	<	0.5	ug/L	
W-516	3/29/21		1,1,1-Trichloroethane	<	0.5	ug/L	
W-516	3/29/21		1,1,2-Trichloroethane	<	0.5	ug/L	
W-516	3/29/21		1,1-Dichloroethane	<	0.5	ug/L	
W-516	3/29/21		1,1-Dichloroethene	<	0.5	ug/L	
W-516	3/29/21		1,2-Dichloroethane	<	0.5	ug/L	
W-516	3/29/21		Bromodichloromethane	<	0.5	ug/L	
W-516	3/29/21		Bromoform	<	0.5	ug/L	
W-516	3/29/21		Carbon tetrachloride	<	0.5	ug/L	
W-516	3/29/21		Chloroform	<	0.5	ug/L	
W-516	3/29/21		Dibromochloromethane	<	0.5	ug/L	
W-516	3/29/21		Tetrachloroethene	<	0.5	ug/L	
W-516	3/29/21		Trichloroethene		4	ug/L	
W-516	3/29/21		Trichlorofluoromethane	<	0.5	ug/L	
W-516	3/29/21		Trichlorotrifluoroethane	<	0.5	ug/L	
W-516	3/29/21		Vinyl chloride	<	0.5	ug/L	
W-516	3/29/21		cis-1,2-Dichloroethene	<	0.5	ug/L	
W-516	3/29/21		trans-1,2-Dichloroethene	<	0.5	ug/L	
W-516	8/25/21		1,1,1-Trichloroethane	<	0.5	ug/L	
W-516	8/25/21		1,1,2-Trichloroethane	<	0.5	ug/L	
W-516	8/25/21		1,1-Dichloroethane	<	0.5	ug/L	
W-516	8/25/21		1,1-Dichloroethene	<	0.5	ug/L	
W-516	8/25/21		1,2-Dichloroethane	<	0.5	ug/L	
W-516	8/25/21		Bromodichloromethane	<	0.5	ug/L	
W-516	8/25/21		Bromoform	<	0.5	ug/L	
W-516	8/25/21		Carbon tetrachloride	<	0.5	ug/L	
W-516	8/25/21		Chloroform	<	0.5	ug/L	
W-516	8/25/21		Dibromochloromethane	<	0.5	ug/L	
W-516	8/25/21		Tetrachloroethene	<	0.5	ug/L	
W-516	8/25/21		Trichloroethene		2.3	ug/L	
W-516	8/25/21		Trichlorofluoromethane	<	0.5	ug/L	
W-516	8/25/21		Trichlorotrifluoroethane	<	0.5	ug/L	
W-516	8/25/21		Vinyl chloride	<	0.5	ug/L	
W-516	8/25/21		cis-1,2-Dichloroethene	<	0.5	ug/L	
W-516	8/25/21		trans-1,2-Dichloroethene	<	0.5	ug/L	
W-516	8/25/21	DUP	1,1,1-Trichloroethane	<	0.5	ug/L	
W-516	8/25/21	DUP	1,1,2-Trichloroethane	<	0.5	ug/L	
W-516	8/25/21	DUP	1,1-Dichloroethane	<	0.5	ug/L	
W-516	8/25/21	DUP	1,1-Dichloroethene	<	0.5	ug/L	
W-516	8/25/21	DUP	1,2-Dichloroethane	<	0.5	ug/L	
W-516	8/25/21	DUP	Bromodichloromethane	<	0.5	ug/L	
W-516	8/25/21	DUP	Bromoform	<	0.5	ug/L	
W-516	8/25/21	DUP	Carbon tetrachloride	<	0.5	ug/L	
W-516	8/25/21	DUP	Chloroform	<	0.5	ug/L	
W-516	8/25/21	DUP	Dibromochloromethane	<	0.5	ug/L	
W-516	8/25/21	DUP	Tetrachloroethene	<	0.5	ug/L	
W-516	8/25/21	DUP	Trichloroethene		1.8	ug/L	
W-516	8/25/21	DUP	Trichlorofluoromethane	<	0.5	ug/L	
W-516	8/25/21	DUP	Trichlorotrifluoroethane	<	0.5	ug/L	
W-516	8/25/21	DUP	Vinyl chloride	<	0.5	ug/L	
W-516	8/25/21	DUP	cis-1,2-Dichloroethene	<	0.5	ug/L	
W-516	8/25/21	DUP	trans-1,2-Dichloroethene	<	0.5	ug/L	
W-516	10/21/21		1,1,1-Trichloroethane	<	0.5	ug/L	
W-516	10/21/21		1,1,2-Trichloroethane	<	0.5	ug/L	
W-516	10/21/21		1,1-Dichloroethane	<	0.5	ug/L	
W-516	10/21/21		1,1-Dichloroethene	<	0.5	ug/L	
W-516	10/21/21		1,2-Dichloroethane	<	0.5	ug/L	
W-516	10/21/21		Bromodichloromethane	<	0.5	ug/L	
W-516	10/21/21		Bromoform	<	0.5	ug/L	

Attachment 2. Table 1. Groundwater analytical data, Livermore Site, 2021.

Well	Date	Sample Type	Parameter	LOS Indicator	Result	Units	QA Flag
W-516	10/21/21		Carbon tetrachloride	<	0.5	ug/L	
W-516	10/21/21		Chloroform	<	0.5	ug/L	
W-516	10/21/21		Dibromochloromethane	<	0.5	ug/L	
W-516	10/21/21		Tetrachloroethene	<	0.5	ug/L	
W-516	10/21/21		Trichloroethene		8.6	ug/L	
W-516	10/21/21		Trichlorofluoromethane	<	0.5	ug/L	
W-516	10/21/21		Trichlorotrifluoroethane	<	0.5	ug/L	
W-516	10/21/21		Vinyl chloride	<	0.5	ug/L	
W-516	10/21/21		cis-1,2-Dichloroethene	<	0.5	ug/L	
W-516	10/21/21		trans-1,2-Dichloroethene	<	0.5	ug/L	
W-517	3/29/21		1,1,1-Trichloroethane	<	0.5	ug/L	
W-517	3/29/21		1,1,2-Trichloroethane	<	0.5	ug/L	
W-517	3/29/21		1,1-Dichloroethane	<	0.5	ug/L	
W-517	3/29/21		1,1-Dichloroethene	<	0.5	ug/L	
W-517	3/29/21		1,2-Dichloroethane	<	0.5	ug/L	
W-517	3/29/21		Bromodichloromethane	<	0.5	ug/L	
W-517	3/29/21		Bromoform	<	0.5	ug/L	
W-517	3/29/21		Carbon tetrachloride	<	0.5	ug/L	
W-517	3/29/21		Chloroform	<	0.5	ug/L	
W-517	3/29/21		Dibromochloromethane	<	0.5	ug/L	
W-517	3/29/21		Tetrachloroethene	<	0.5	ug/L	
W-517	3/29/21		Trichloroethene	<	0.5	ug/L	
W-517	3/29/21		Trichlorofluoromethane	<	0.5	ug/L	
W-517	3/29/21		Trichlorotrifluoroethane		0.9	ug/L	
W-517	3/29/21		Vinyl chloride	<	0.5	ug/L	
W-517	3/29/21		cis-1,2-Dichloroethene	<	0.5	ug/L	
W-517	3/29/21		trans-1,2-Dichloroethene	<	0.5	ug/L	
W-517	4/12/21		1,1,1-Trichloroethane	<	0.5	ug/L	
W-517	4/12/21		1,1,2-Trichloroethane	<	0.5	ug/L	
W-517	4/12/21		1,1-Dichloroethane	<	0.5	ug/L	
W-517	4/12/21		1,1-Dichloroethene	<	0.5	ug/L	
W-517	4/12/21		1,2-Dichloroethane	<	0.5	ug/L	
W-517	4/12/21		Bromodichloromethane	<	0.5	ug/L	
W-517	4/12/21		Bromoform	<	0.5	ug/L	
W-517	4/12/21		Carbon tetrachloride	<	0.5	ug/L	
W-517	4/12/21		Chloroform	<	0.5	ug/L	
W-517	4/12/21		Dibromochloromethane	<	0.5	ug/L	
W-517	4/12/21		Tetrachloroethene	<	0.5	ug/L	
W-517	4/12/21		Trichloroethene	<	0.5	ug/L	
W-517	4/12/21		Trichlorofluoromethane	<	0.5	ug/L	
W-517	4/12/21		Trichlorotrifluoroethane		0.94	ug/L	
W-517	4/12/21		Vinyl chloride	<	0.5	ug/L	
W-517	4/12/21		cis-1,2-Dichloroethene	<	0.5	ug/L	
W-517	4/12/21		trans-1,2-Dichloroethene	<	0.5	ug/L	
W-517	9/8/21		1,1,1-Trichloroethane	<	0.5	ug/L	
W-517	9/8/21		1,1,2-Trichloroethane	<	0.5	ug/L	
W-517	9/8/21		1,1-Dichloroethane	<	0.5	ug/L	
W-517	9/8/21		1,1-Dichloroethene	<	0.5	ug/L	
W-517	9/8/21		1,2-Dichloroethane	<	0.5	ug/L	
W-517	9/8/21		Bromodichloromethane	<	0.5	ug/L	
W-517	9/8/21		Bromoform	<	0.5	ug/L	
W-517	9/8/21		Carbon tetrachloride	<	0.5	ug/L	
W-517	9/8/21		Chloroform	<	0.5	ug/L	
W-517	9/8/21		Dibromochloromethane	<	0.5	ug/L	
W-517	9/8/21		Tetrachloroethene	<	0.5	ug/L	
W-517	9/8/21		Trichloroethene	<	0.5	ug/L	
W-517	9/8/21		Trichlorofluoromethane	<	0.5	ug/L	
W-517	9/8/21		Trichlorotrifluoroethane		1	ug/L	
W-517	9/8/21		Vinyl chloride	<	0.5	ug/L	
W-517	9/8/21		cis-1,2-Dichloroethene	<	0.5	ug/L	

Attachment 2. Table 1. Groundwater analytical data, Livermore Site, 2021.

Well	Date	Sample Type	Parameter	LOS Indicator	Result	Units	QA Flag
W-517	9/8/21		trans-1,2-Dichloroethene	<	0.5	ug/L	
W-517	11/9/21		1,1,1-Trichloroethane	<	0.5	ug/L	
W-517	11/9/21		1,1,2-Trichloroethane	<	0.5	ug/L	
W-517	11/9/21		1,1-Dichloroethane	<	0.5	ug/L	
W-517	11/9/21		1,1-Dichloroethene	<	0.5	ug/L	
W-517	11/9/21		1,2-Dichloroethane	<	0.5	ug/L	
W-517	11/9/21		Bromodichloromethane	<	0.5	ug/L	
W-517	11/9/21		Bromoform	<	0.5	ug/L	
W-517	11/9/21		Carbon tetrachloride	<	0.5	ug/L	
W-517	11/9/21		Chloroform	<	0.5	ug/L	
W-517	11/9/21		Dibromochloromethane	<	0.5	ug/L	
W-517	11/9/21		Tetrachloroethene	<	0.5	ug/L	
W-517	11/9/21		Trichloroethene	<	0.5	ug/L	
W-517	11/9/21		Trichlorofluoromethane	<	0.5	ug/L	
W-517	11/9/21		Trichlorotrifluoroethane		0.87	ug/L	
W-517	11/9/21		Vinyl chloride	<	0.5	ug/L	
W-517	11/9/21		cis-1,2-Dichloroethene	<	0.5	ug/L	
W-517	11/9/21		trans-1,2-Dichloroethene	<	0.5	ug/L	
W-518	1/14/21		1,1,1-Trichloroethane	<	0.5	ug/L	
W-518	1/14/21		1,1,2-Trichloroethane	<	0.5	ug/L	
W-518	1/14/21		1,1-Dichloroethane		4.7	ug/L	
W-518	1/14/21		1,1-Dichloroethene		2.7	ug/L	
W-518	1/14/21		1,2-Dichloroethane	<	0.5	ug/L	
W-518	1/14/21		Bromodichloromethane	<	0.5	ug/L	
W-518	1/14/21		Bromoform	<	0.5	ug/L	
W-518	1/14/21		Carbon tetrachloride	<	0.5	ug/L	
W-518	1/14/21		Chloroform	<	0.5	ug/L	
W-518	1/14/21		Dibromochloromethane	<	0.5	ug/L	
W-518	1/14/21		Tetrachloroethene		4.6	ug/L	
W-518	1/14/21		Trichloroethene		0.56	ug/L	
W-518	1/14/21		Trichlorofluoromethane	<	0.5	ug/L	
W-518	1/14/21		Trichlorotrifluoroethane	<	0.5	ug/L	
W-518	1/14/21		Vinyl chloride	<	0.5	ug/L	
W-518	1/14/21		cis-1,2-Dichloroethene	<	0.5	ug/L	
W-518	1/14/21		trans-1,2-Dichloroethene	<	0.5	ug/L	
W-518	4/21/21		1,1,1-Trichloroethane	<	0.5	ug/L	
W-518	4/21/21		1,1,2-Trichloroethane	<	0.5	ug/L	
W-518	4/21/21		1,1-Dichloroethane		4.4	ug/L	
W-518	4/21/21		1,1-Dichloroethene		2.6	ug/L	
W-518	4/21/21		1,2-Dichloroethane	<	0.5	ug/L	
W-518	4/21/21		Bromodichloromethane	<	0.5	ug/L	
W-518	4/21/21		Bromoform	<	0.5	ug/L	
W-518	4/21/21		Carbon tetrachloride	<	0.5	ug/L	
W-518	4/21/21		Chloroform	<	0.5	ug/L	
W-518	4/21/21		Dibromochloromethane	<	0.5	ug/L	
W-518	4/21/21		Tetrachloroethene		5.5	ug/L	
W-518	4/21/21		Trichloroethene		0.56	ug/L	
W-518	4/21/21		Trichlorofluoromethane	<	0.5	ug/L	
W-518	4/21/21		Trichlorotrifluoroethane	<	0.5	ug/L	
W-518	4/21/21		Vinyl chloride	<	0.5	ug/L	
W-518	4/21/21		cis-1,2-Dichloroethene	<	0.5	ug/L	
W-518	4/21/21		trans-1,2-Dichloroethene	<	0.5	ug/L	
W-518	7/20/21		1,1,1-Trichloroethane	<	0.5	ug/L	
W-518	7/20/21		1,1,2-Trichloroethane	<	0.5	ug/L	
W-518	7/20/21		1,1-Dichloroethane		4.1	ug/L	
W-518	7/20/21		1,1-Dichloroethene		2.4	ug/L	
W-518	7/20/21		1,2-Dichloroethane	<	0.5	ug/L	
W-518	7/20/21		Bromodichloromethane	<	0.5	ug/L	
W-518	7/20/21		Bromoform	<	0.5	ug/L	
W-518	7/20/21		Carbon tetrachloride	<	0.5	ug/L	

Attachment 2. Table 1. Groundwater analytical data, Livermore Site, 2021.

Well	Date	Sample Type	Parameter	LOS Indicator	Result	Units	QA Flag
W-518	7/20/21		Chloroform	<	0.5	ug/L	
W-518	7/20/21		Dibromochloromethane	<	0.5	ug/L	
W-518	7/20/21		Tetrachloroethene		5.1	ug/L	
W-518	7/20/21		Trichloroethene	<	0.5	ug/L	
W-518	7/20/21		Trichlorofluoromethane	<	0.5	ug/L	
W-518	7/20/21		Trichlorotrifluoroethane	<	0.5	ug/L	
W-518	7/20/21		Vinyl chloride	<	0.5	ug/L	
W-518	7/20/21		cis-1,2-Dichloroethene	<	0.5	ug/L	
W-518	7/20/21		trans-1,2-Dichloroethene	<	0.5	ug/L	
W-518	10/19/21		1,1,1-Trichloroethane	<	0.5	ug/L	
W-518	10/19/21		1,1,2-Trichloroethane	<	0.5	ug/L	
W-518	10/19/21		1,1-Dichloroethane		4.6	ug/L	
W-518	10/19/21		1,1-Dichloroethene		2.6	ug/L	
W-518	10/19/21		1,2-Dichloroethane	<	0.5	ug/L	
W-518	10/19/21		Bromodichloromethane	<	0.5	ug/L	
W-518	10/19/21		Bromoform	<	0.5	ug/L	
W-518	10/19/21		Carbon tetrachloride	<	0.5	ug/L	
W-518	10/19/21		Chloroform	<	0.5	ug/L	
W-518	10/19/21		Dibromochloromethane	<	0.5	ug/L	
W-518	10/19/21		Tetrachloroethene		4.9	ug/L	
W-518	10/19/21		Trichloroethene		0.5	ug/L	
W-518	10/19/21		Trichlorofluoromethane	<	0.5	ug/L	
W-518	10/19/21		Trichlorotrifluoroethane	<	0.5	ug/L	
W-518	10/19/21		Vinyl chloride	<	0.5	ug/L	
W-518	10/19/21		cis-1,2-Dichloroethene	<	0.5	ug/L	
W-518	10/19/21		trans-1,2-Dichloroethene	<	0.5	ug/L	
W-518-1913	2/24/21		1,1,1-Trichloroethane	<	0.5	ug/L	
W-518-1913	2/24/21		1,1,2-Trichloroethane	<	0.5	ug/L	
W-518-1913	2/24/21		1,1-Dichloroethane	<	0.5	ug/L	
W-518-1913	2/24/21		1,1-Dichloroethene		0.58	ug/L	
W-518-1913	2/24/21		1,2-Dichloroethane	<	0.5	ug/L	
W-518-1913	2/24/21		Bromodichloromethane	<	0.5	ug/L	
W-518-1913	2/24/21		Bromoform	<	0.5	ug/L	
W-518-1913	2/24/21		Carbon tetrachloride	<	0.5	ug/L	
W-518-1913	2/24/21		Chloroform	<	0.5	ug/L	
W-518-1913	2/24/21		Dibromochloromethane	<	0.5	ug/L	
W-518-1913	2/24/21		Tetrachloroethene		3	ug/L	
W-518-1913	2/24/21		Trichloroethene		20	ug/L	
W-518-1913	2/24/21		Trichlorofluoromethane	<	0.5	ug/L	
W-518-1913	2/24/21		Trichlorotrifluoroethane	<	0.5	ug/L	
W-518-1913	2/24/21		Vinyl chloride	<	0.5	ug/L	
W-518-1913	2/24/21		cis-1,2-Dichloroethene	<	0.5	ug/L	
W-518-1913	2/24/21		trans-1,2-Dichloroethene	<	0.5	ug/L	
W-518-1913	4/22/21		1,1,1-Trichloroethane	<	0.5	ug/L	
W-518-1913	4/22/21		1,1,2-Trichloroethane		0.5	ug/L	
W-518-1913	4/22/21		1,1-Dichloroethane	<	0.5	ug/L	
W-518-1913	4/22/21		1,1-Dichloroethene		0.66	ug/L	
W-518-1913	4/22/21		1,2-Dichloroethane	<	0.5	ug/L	
W-518-1913	4/22/21		Bromodichloromethane	<	0.5	ug/L	
W-518-1913	4/22/21		Bromoform	<	0.5	ug/L	
W-518-1913	4/22/21		Carbon tetrachloride	<	0.5	ug/L	
W-518-1913	4/22/21		Chloroform	<	0.5	ug/L	
W-518-1913	4/22/21		Dibromochloromethane	<	0.5	ug/L	
W-518-1913	4/22/21		Tetrachloroethene		2.8	ug/L	
W-518-1913	4/22/21		Trichloroethene		19	ug/L	
W-518-1913	4/22/21		Trichlorofluoromethane	<	0.5	ug/L	
W-518-1913	4/22/21		Trichlorotrifluoroethane	<	0.5	ug/L	
W-518-1913	4/22/21		Vinyl chloride	<	0.5	ug/L	
W-518-1913	4/22/21		cis-1,2-Dichloroethene	<	0.5	ug/L	
W-518-1913	4/22/21		trans-1,2-Dichloroethene	<	0.5	ug/L	

Attachment 2. Table 1. Groundwater analytical data, Livermore Site, 2021.

Well	Date	Sample Type	Parameter	LOS Indicator	Result	Units	QA Flag
W-518-1913	8/10/21		1,1,1-Trichloroethane	<	0.5	ug/L	
W-518-1913	8/10/21		1,1,2-Trichloroethane	<	0.5	ug/L	
W-518-1913	8/10/21		1,1-Dichloroethane	<	0.5	ug/L	
W-518-1913	8/10/21		1,1-Dichloroethene	<	0.5	ug/L	
W-518-1913	8/10/21		1,2-Dichloroethane	<	0.5	ug/L	
W-518-1913	8/10/21		Bromodichloromethane	<	0.5	ug/L	
W-518-1913	8/10/21		Bromoform	<	0.5	ug/L	
W-518-1913	8/10/21		Carbon tetrachloride	<	0.5	ug/L	
W-518-1913	8/10/21		Chloroform	<	0.5	ug/L	
W-518-1913	8/10/21		Dibromochloromethane	<	0.5	ug/L	
W-518-1913	8/10/21		Tetrachloroethene		0.79	ug/L	
W-518-1913	8/10/21		Trichloroethene		5.1	ug/L	
W-518-1913	8/10/21		Trichlorofluoromethane	<	0.5	ug/L	
W-518-1913	8/10/21		Trichlorotrifluoroethane	<	0.5	ug/L	
W-518-1913	8/10/21		Vinyl chloride	<	0.5	ug/L	
W-518-1913	8/10/21		cis-1,2-Dichloroethene	<	0.5	ug/L	
W-518-1913	8/10/21		trans-1,2-Dichloroethene	<	0.5	ug/L	
W-518-1913	11/16/21		1,1,1-Trichloroethane	<	0.5	ug/L	
W-518-1913	11/16/21		1,1,2-Trichloroethane	<	0.5	ug/L	
W-518-1913	11/16/21		1,1-Dichloroethane	<	0.5	ug/L	
W-518-1913	11/16/21		1,1-Dichloroethene	<	0.5	ug/L	
W-518-1913	11/16/21		1,2-Dichloroethane	<	0.5	ug/L	
W-518-1913	11/16/21		Bromodichloromethane	<	0.5	ug/L	
W-518-1913	11/16/21		Bromoform	<	0.5	ug/L	
W-518-1913	11/16/21		Carbon tetrachloride	<	0.5	ug/L	
W-518-1913	11/16/21		Chloroform	<	0.5	ug/L	
W-518-1913	11/16/21		Dibromochloromethane	<	0.5	ug/L	
W-518-1913	11/16/21		Tetrachloroethene		1.4	ug/L	
W-518-1913	11/16/21		Trichloroethene		9.1	ug/L	
W-518-1913	11/16/21		Trichlorofluoromethane	<	0.5	ug/L	
W-518-1913	11/16/21		Trichlorotrifluoroethane	<	0.5	ug/L	
W-518-1913	11/16/21		Vinyl chloride	<	0.5	ug/L	
W-518-1913	11/16/21		cis-1,2-Dichloroethene	<	0.5	ug/L	
W-518-1913	11/16/21		trans-1,2-Dichloroethene	<	0.5	ug/L	
W-518-1915	2/24/21		1,1,1-Trichloroethane	<	0.5	ug/L	
W-518-1915	2/24/21		1,1,2-Trichloroethane	<	0.5	ug/L	
W-518-1915	2/24/21		1,1-Dichloroethane	<	0.5	ug/L	
W-518-1915	2/24/21		1,1-Dichloroethene		21	ug/L	
W-518-1915	2/24/21		1,2-Dichloroethane	<	0.5	ug/L	
W-518-1915	2/24/21		Bromodichloromethane	<	0.5	ug/L	
W-518-1915	2/24/21		Bromoform	<	0.5	ug/L	
W-518-1915	2/24/21		Carbon tetrachloride	<	0.5	ug/L	
W-518-1915	2/24/21		Chloroform		1.2	ug/L	
W-518-1915	2/24/21		Dibromochloromethane	<	0.5	ug/L	
W-518-1915	2/24/21		Tetrachloroethene		260	ug/L	D
W-518-1915	2/24/21		Trichloroethene		1200	ug/L	D
W-518-1915	2/24/21		Trichlorofluoromethane	<	0.5	ug/L	
W-518-1915	2/24/21		Trichlorotrifluoroethane	<	0.5	ug/L	
W-518-1915	2/24/21		Vinyl chloride	<	0.5	ug/L	
W-518-1915	2/24/21		cis-1,2-Dichloroethene	<	0.5	ug/L	
W-518-1915	2/24/21		trans-1,2-Dichloroethene	<	0.5	ug/L	
W-518-1915	4/22/21		1,1,1-Trichloroethane	<	0.5	ug/L	
W-518-1915	4/22/21		1,1,2-Trichloroethane		0.59	ug/L	
W-518-1915	4/22/21		1,1-Dichloroethane		0.51	ug/L	
W-518-1915	4/22/21		1,1-Dichloroethene		24	ug/L	
W-518-1915	4/22/21		1,2-Dichloroethane	<	0.5	ug/L	
W-518-1915	4/22/21		Bromodichloromethane	<	0.5	ug/L	
W-518-1915	4/22/21		Bromoform	<	0.5	ug/L	
W-518-1915	4/22/21		Carbon tetrachloride	<	0.5	ug/L	
W-518-1915	4/22/21		Chloroform		1.4	ug/L	

Attachment 2. Table 1. Groundwater analytical data, Livermore Site, 2021.

Well	Date	Sample Type	Parameter	LOS Indicator	Result	Units	QA Flag
W-518-1915	4/22/21		Dibromochloromethane	<	0.5	ug/L	
W-518-1915	4/22/21		Tetrachloroethene		290	ug/L	D
W-518-1915	4/22/21		Trichloroethene		1500	ug/L	D
W-518-1915	4/22/21		Trichlorofluoromethane	<	0.5	ug/L	
W-518-1915	4/22/21		Trichlorotrifluoroethane	<	0.5	ug/L	
W-518-1915	4/22/21		Vinyl chloride	<	0.5	ug/L	
W-518-1915	4/22/21		cis-1,2-Dichloroethene		0.56	ug/L	
W-518-1915	4/22/21		trans-1,2-Dichloroethene	<	0.5	ug/L	
W-518-1915	8/10/21		1,1,1-Trichloroethane	<	0.5	ug/L	
W-518-1915	8/10/21		1,1,2-Trichloroethane		0.75	ug/L	
W-518-1915	8/10/21		1,1-Dichloroethane		0.69	ug/L	
W-518-1915	8/10/21		1,1-Dichloroethene		32	ug/L	
W-518-1915	8/10/21		1,2-Dichloroethane	<	0.5	ug/L	
W-518-1915	8/10/21		Bromodichloromethane	<	0.5	ug/L	
W-518-1915	8/10/21		Bromoform	<	0.5	ug/L	
W-518-1915	8/10/21		Carbon tetrachloride	<	0.5	ug/L	
W-518-1915	8/10/21		Chloroform		1.9	ug/L	
W-518-1915	8/10/21		Dibromochloromethane	<	0.5	ug/L	
W-518-1915	8/10/21		Tetrachloroethene		450	ug/L	D
W-518-1915	8/10/21		Trichloroethene		1900	ug/L	D
W-518-1915	8/10/21		Trichlorofluoromethane	<	0.5	ug/L	
W-518-1915	8/10/21		Trichlorotrifluoroethane	<	0.5	ug/L	
W-518-1915	8/10/21		Vinyl chloride	<	0.5	ug/L	
W-518-1915	8/10/21		cis-1,2-Dichloroethene	<	0.5	ug/L	
W-518-1915	8/10/21		trans-1,2-Dichloroethene	<	0.5	ug/L	
W-519	11/18/21		1,1,1-Trichloroethane	<	0.5	ug/L	
W-519	11/18/21		1,1,2-Trichloroethane	<	0.5	ug/L	
W-519	11/18/21		1,1-Dichloroethane	<	0.5	ug/L	
W-519	11/18/21		1,1-Dichloroethene	<	0.5	ug/L	
W-519	11/18/21		1,2-Dichloroethane	<	0.5	ug/L	
W-519	11/18/21		Bromodichloromethane	<	0.5	ug/L	
W-519	11/18/21		Bromoform	<	0.5	ug/L	
W-519	11/18/21		Carbon tetrachloride	<	0.5	ug/L	
W-519	11/18/21		Chloroform	<	0.5	ug/L	
W-519	11/18/21		Dibromochloromethane	<	0.5	ug/L	
W-519	11/18/21		Tetrachloroethene	<	0.5	ug/L	
W-519	11/18/21		Trichloroethene		0.92	ug/L	
W-519	11/18/21		Trichlorofluoromethane	<	0.5	ug/L	
W-519	11/18/21		Trichlorotrifluoroethane	<	0.5	ug/L	
W-519	11/18/21		Vinyl chloride	<	0.5	ug/L	
W-519	11/18/21		cis-1,2-Dichloroethene	<	0.5	ug/L	
W-519	11/18/21		trans-1,2-Dichloroethene	<	0.5	ug/L	
W-521	3/24/21		1,1,1-Trichloroethane	<	0.5	ug/L	
W-521	3/24/21		1,1,2-Trichloroethane	<	0.5	ug/L	
W-521	3/24/21		1,1-Dichloroethane	<	0.5	ug/L	
W-521	3/24/21		1,1-Dichloroethene	<	0.5	ug/L	
W-521	3/24/21		1,2-Dichloroethane	<	0.5	ug/L	
W-521	3/24/21		Bromodichloromethane	<	0.5	ug/L	
W-521	3/24/21		Bromoform	<	0.5	ug/L	
W-521	3/24/21		Carbon tetrachloride	<	0.5	ug/L	
W-521	3/24/21		Chloroform	<	0.5	ug/L	
W-521	3/24/21		Dibromochloromethane	<	0.5	ug/L	
W-521	3/24/21		Tetrachloroethene		0.65	ug/L	
W-521	3/24/21		Trichloroethene	<	0.5	ug/L	
W-521	3/24/21		Trichlorofluoromethane	<	0.5	ug/L	
W-521	3/24/21		Trichlorotrifluoroethane	<	0.5	ug/L	
W-521	3/24/21		Vinyl chloride	<	0.5	ug/L	
W-521	3/24/21		cis-1,2-Dichloroethene	<	0.5	ug/L	
W-521	3/24/21		trans-1,2-Dichloroethene	<	0.5	ug/L	
W-522	1/14/21		1,1,1-Trichloroethane	<	0.5	ug/L	

Attachment 2. Table 1. Groundwater analytical data, Livermore Site, 2021.

Well	Date	Sample Type	Parameter	LOS Indicator	Result	Units	QA Flag
W-522	1/14/21		1,1,2-Trichloroethane	<	0.5	ug/L	
W-522	1/14/21		1,1-Dichloroethane		1.2	ug/L	
W-522	1/14/21		1,1-Dichloroethene		0.72	ug/L	
W-522	1/14/21		1,2-Dichloroethane	<	0.5	ug/L	
W-522	1/14/21		Bromodichloromethane	<	0.5	ug/L	
W-522	1/14/21		Bromoform	<	0.5	ug/L	
W-522	1/14/21		Carbon tetrachloride	<	0.5	ug/L	
W-522	1/14/21		Chloroform	<	0.5	ug/L	
W-522	1/14/21		Dibromochloromethane	<	0.5	ug/L	
W-522	1/14/21		Tetrachloroethene		2	ug/L	
W-522	1/14/21		Trichloroethene	<	0.5	ug/L	
W-522	1/14/21		Trichlorofluoromethane	<	0.5	ug/L	
W-522	1/14/21		Trichlorotrifluoroethane	<	0.5	ug/L	
W-522	1/14/21		Vinyl chloride	<	0.5	ug/L	
W-522	1/14/21		cis-1,2-Dichloroethene	<	0.5	ug/L	
W-522	1/14/21		trans-1,2-Dichloroethene	<	0.5	ug/L	
W-522	4/21/21		1,1,1-Trichloroethane	<	0.5	ug/L	
W-522	4/21/21		1,1,2-Trichloroethane	<	0.5	ug/L	
W-522	4/21/21		1,1-Dichloroethane		1.2	ug/L	
W-522	4/21/21		1,1-Dichloroethene		0.92	ug/L	
W-522	4/21/21		1,2-Dichloroethane	<	0.5	ug/L	
W-522	4/21/21		Bromodichloromethane	<	0.5	ug/L	
W-522	4/21/21		Bromoform	<	0.5	ug/L	
W-522	4/21/21		Carbon tetrachloride	<	0.5	ug/L	
W-522	4/21/21		Chloroform	<	0.5	ug/L	
W-522	4/21/21		Dibromochloromethane	<	0.5	ug/L	
W-522	4/21/21		Tetrachloroethene		2.1	ug/L	
W-522	4/21/21		Trichloroethene	<	0.5	ug/L	
W-522	4/21/21		Trichlorofluoromethane	<	0.5	ug/L	
W-522	4/21/21		Trichlorotrifluoroethane	<	0.5	ug/L	
W-522	4/21/21		Vinyl chloride	<	0.5	ug/L	
W-522	4/21/21		cis-1,2-Dichloroethene	<	0.5	ug/L	
W-522	4/21/21		trans-1,2-Dichloroethene	<	0.5	ug/L	
W-522	7/20/21		1,1,1-Trichloroethane	<	0.5	ug/L	
W-522	7/20/21		1,1,2-Trichloroethane	<	0.5	ug/L	
W-522	7/20/21		1,1-Dichloroethane		1.3	ug/L	
W-522	7/20/21		1,1-Dichloroethene		0.82	ug/L	
W-522	7/20/21		1,2-Dichloroethane	<	0.5	ug/L	
W-522	7/20/21		Bromodichloromethane	<	0.5	ug/L	
W-522	7/20/21		Bromoform	<	0.5	ug/L	
W-522	7/20/21		Carbon tetrachloride	<	0.5	ug/L	
W-522	7/20/21		Chloroform	<	0.5	ug/L	
W-522	7/20/21		Dibromochloromethane	<	0.5	ug/L	
W-522	7/20/21		Tetrachloroethene		2.1	ug/L	
W-522	7/20/21		Trichloroethene	<	0.5	ug/L	
W-522	7/20/21		Trichlorofluoromethane	<	0.5	ug/L	
W-522	7/20/21		Trichlorotrifluoroethane	<	0.5	ug/L	
W-522	7/20/21		Vinyl chloride	<	0.5	ug/L	
W-522	7/20/21		cis-1,2-Dichloroethene	<	0.5	ug/L	
W-522	7/20/21		trans-1,2-Dichloroethene	<	0.5	ug/L	
W-522	10/19/21		1,1,1-Trichloroethane	<	0.5	ug/L	
W-522	10/19/21		1,1,2-Trichloroethane	<	0.5	ug/L	
W-522	10/19/21		1,1-Dichloroethane		1.7	ug/L	
W-522	10/19/21		1,1-Dichloroethene		1	ug/L	
W-522	10/19/21		1,2-Dichloroethane	<	0.5	ug/L	
W-522	10/19/21		Bromodichloromethane	<	0.5	ug/L	
W-522	10/19/21		Bromoform	<	0.5	ug/L	
W-522	10/19/21		Carbon tetrachloride	<	0.5	ug/L	
W-522	10/19/21		Chloroform	<	0.5	ug/L	
W-522	10/19/21		Dibromochloromethane	<	0.5	ug/L	

Attachment 2. Table 1. Groundwater analytical data, Livermore Site, 2021.

Well	Date	Sample Type	Parameter	LOS Indicator	Result	Units	QA Flag
W-522	10/19/21		Tetrachloroethene		2.1	ug/L	
W-522	10/19/21		Trichloroethene	<	0.5	ug/L	
W-522	10/19/21		Trichlorofluoromethane	<	0.5	ug/L	
W-522	10/19/21		Trichlorotrifluoroethane	<	0.5	ug/L	
W-522	10/19/21		Vinyl chloride	<	0.5	ug/L	
W-522	10/19/21		cis-1,2-Dichloroethene	<	0.5	ug/L	
W-522	10/19/21		trans-1,2-Dichloroethene	<	0.5	ug/L	
W-551	3/1/21		1,1,1-Trichloroethane	<	0.5	ug/L	
W-551	3/1/21		1,1,2-Trichloroethane	<	0.5	ug/L	
W-551	3/1/21		1,1-Dichloroethane	<	0.5	ug/L	
W-551	3/1/21		1,1-Dichloroethene	<	0.5	ug/L	
W-551	3/1/21		1,2-Dichloroethane	<	0.5	ug/L	
W-551	3/1/21		Bromodichloromethane	<	0.5	ug/L	
W-551	3/1/21		Bromoform	<	0.5	ug/L	
W-551	3/1/21		Carbon tetrachloride	<	0.5	ug/L	
W-551	3/1/21		Chloroform		2.3	ug/L	
W-551	3/1/21		Dibromochloromethane	<	0.5	ug/L	
W-551	3/1/21		Tetrachloroethene		10	ug/L	
W-551	3/1/21		Trichloroethene		5.2	ug/L	
W-551	3/1/21		Trichlorofluoromethane	<	0.5	ug/L	
W-551	3/1/21		Trichlorotrifluoroethane		1.2	ug/L	
W-551	3/1/21		Vinyl chloride	<	0.5	ug/L	
W-551	3/1/21		cis-1,2-Dichloroethene	<	0.5	ug/L	
W-551	3/1/21		trans-1,2-Dichloroethene	<	0.5	ug/L	
W-551	8/11/21		1,1,1-Trichloroethane	<	0.5	ug/L	
W-551	8/11/21		1,1,2-Trichloroethane	<	0.5	ug/L	
W-551	8/11/21		1,1-Dichloroethane	<	0.5	ug/L	
W-551	8/11/21		1,1-Dichloroethene	<	0.5	ug/L	
W-551	8/11/21		1,2-Dichloroethane	<	0.5	ug/L	
W-551	8/11/21		Bromodichloromethane	<	0.5	ug/L	
W-551	8/11/21		Bromoform	<	0.5	ug/L	
W-551	8/11/21		Carbon tetrachloride	<	0.5	ug/L	
W-551	8/11/21		Chloroform		2.5	ug/L	
W-551	8/11/21		Dibromochloromethane	<	0.5	ug/L	
W-551	8/11/21		Tetrachloroethene		8.8	ug/L	
W-551	8/11/21		Trichloroethene		5	ug/L	
W-551	8/11/21		Trichlorofluoromethane	<	0.5	ug/L	
W-551	8/11/21		Trichlorotrifluoroethane		1.3	ug/L	
W-551	8/11/21		Vinyl chloride	<	0.5	ug/L	
W-551	8/11/21		cis-1,2-Dichloroethene	<	0.5	ug/L	
W-551	8/11/21		trans-1,2-Dichloroethene	<	0.5	ug/L	
W-553	10/21/21		1,1,1-Trichloroethane	<	0.5	ug/L	
W-553	10/21/21		1,1,2-Trichloroethane	<	0.5	ug/L	
W-553	10/21/21		1,1-Dichloroethane	<	0.5	ug/L	
W-553	10/21/21		1,1-Dichloroethene	<	0.5	ug/L	
W-553	10/21/21		1,2-Dichloroethane	<	0.5	ug/L	
W-553	10/21/21		Bromodichloromethane	<	0.5	ug/L	
W-553	10/21/21		Bromoform	<	0.5	ug/L	
W-553	10/21/21		Carbon tetrachloride	<	0.5	ug/L	
W-553	10/21/21		Chloroform	<	0.5	ug/L	
W-553	10/21/21		Dibromochloromethane	<	0.5	ug/L	
W-553	10/21/21		Tetrachloroethene	<	0.5	ug/L	
W-553	10/21/21		Trichloroethene		0.78	ug/L	
W-553	10/21/21		Trichlorofluoromethane	<	0.5	ug/L	
W-553	10/21/21		Trichlorotrifluoroethane	<	0.5	ug/L	
W-553	10/21/21		Vinyl chloride	<	0.5	ug/L	
W-553	10/21/21		cis-1,2-Dichloroethene	<	0.5	ug/L	
W-553	10/21/21		trans-1,2-Dichloroethene	<	0.5	ug/L	
W-555	10/14/21		1,1,1-Trichloroethane	<	0.5	ug/L	
W-555	10/14/21		1,1,2-Trichloroethane	<	0.5	ug/L	

Attachment 2. Table 1. Groundwater analytical data, Livermore Site, 2021.

Well	Date	Sample Type	Parameter	LOS Indicator	Result	Units	QA Flag
W-555	10/14/21		1,1-Dichloroethane	<	0.5	ug/L	
W-555	10/14/21		1,1-Dichloroethene	<	0.5	ug/L	
W-555	10/14/21		1,2-Dichloroethane	<	0.5	ug/L	
W-555	10/14/21		Bromodichloromethane	<	0.5	ug/L	
W-555	10/14/21		Bromoform	<	0.5	ug/L	
W-555	10/14/21		Carbon tetrachloride	<	0.5	ug/L	
W-555	10/14/21		Chloroform	<	0.5	ug/L	
W-555	10/14/21		Dibromochloromethane	<	0.5	ug/L	
W-555	10/14/21		Tetrachloroethene	<	0.5	ug/L	
W-555	10/14/21		Trichloroethene	<	0.5	ug/L	
W-555	10/14/21		Trichlorofluoromethane	<	0.5	ug/L	
W-555	10/14/21		Trichlorotrifluoroethane	<	0.5	ug/L	
W-555	10/14/21		Vinyl chloride	<	0.5	ug/L	
W-555	10/14/21		cis-1,2-Dichloroethene	<	0.5	ug/L	
W-555	10/14/21		trans-1,2-Dichloroethene	<	0.5	ug/L	
W-556	2/18/21		Hexavalent Chromium		0.02	mg/L	
W-556	2/18/21		Tritium	<	100	pCi/L	
W-557	1/12/21		1,1,1-Trichloroethane	<	0.5	ug/L	
W-557	1/12/21		1,1,2-Trichloroethane	<	0.5	ug/L	
W-557	1/12/21		1,1-Dichloroethane	<	0.5	ug/L	
W-557	1/12/21		1,1-Dichloroethene	<	0.5	ug/L	
W-557	1/12/21		1,2-Dichloroethane	<	0.5	ug/L	
W-557	1/12/21		Bromodichloromethane	<	0.5	ug/L	
W-557	1/12/21		Bromoform	<	0.5	ug/L	
W-557	1/12/21		Carbon tetrachloride	<	0.5	ug/L	
W-557	1/12/21		Chloroform	<	0.5	ug/L	
W-557	1/12/21		Dibromochloromethane	<	0.5	ug/L	
W-557	1/12/21		Tetrachloroethene	<	0.5	ug/L	
W-557	1/12/21		Trichloroethene	<	0.5	ug/L	
W-557	1/12/21		Trichlorofluoromethane	<	0.5	ug/L	
W-557	1/12/21		Trichlorotrifluoroethane	<	0.5	ug/L	
W-557	1/12/21		Vinyl chloride	<	0.5	ug/L	
W-557	1/12/21		cis-1,2-Dichloroethene	<	0.5	ug/L	
W-557	1/12/21		trans-1,2-Dichloroethene	<	0.5	ug/L	
W-558	4/14/21		1,1,1-Trichloroethane	<	0.5	ug/L	
W-558	4/14/21		1,1,2-Trichloroethane	<	0.5	ug/L	
W-558	4/14/21		1,1-Dichloroethane	<	0.5	ug/L	
W-558	4/14/21		1,1-Dichloroethene	<	0.5	ug/L	
W-558	4/14/21		1,2-Dichloroethane	<	0.5	ug/L	
W-558	4/14/21		Bromodichloromethane	<	0.5	ug/L	
W-558	4/14/21		Bromoform	<	0.5	ug/L	
W-558	4/14/21		Carbon tetrachloride	<	0.5	ug/L	
W-558	4/14/21		Chloroform	<	0.5	ug/L	
W-558	4/14/21		Dibromochloromethane	<	0.5	ug/L	
W-558	4/14/21		Tetrachloroethene	<	0.5	ug/L	
W-558	4/14/21		Trichloroethene	<	0.5	ug/L	
W-558	4/14/21		Trichlorofluoromethane	<	0.5	ug/L	
W-558	4/14/21		Trichlorotrifluoroethane	<	0.5	ug/L	
W-558	4/14/21		Vinyl chloride	<	0.5	ug/L	
W-558	4/14/21		cis-1,2-Dichloroethene	<	0.5	ug/L	
W-558	4/14/21		trans-1,2-Dichloroethene	<	0.5	ug/L	
W-558	8/19/21		1,1,1-Trichloroethane	<	0.5	ug/L	
W-558	8/19/21		1,1,2-Trichloroethane	<	0.5	ug/L	
W-558	8/19/21		1,1-Dichloroethane	<	0.5	ug/L	
W-558	8/19/21		1,1-Dichloroethene	<	0.5	ug/L	
W-558	8/19/21		1,2-Dichloroethane	<	0.5	ug/L	
W-558	8/19/21		Bromodichloromethane	<	0.5	ug/L	
W-558	8/19/21		Bromoform	<	0.5	ug/L	
W-558	8/19/21		Carbon tetrachloride	<	0.5	ug/L	
W-558	8/19/21		Chloroform	<	0.5	ug/L	

Attachment 2. Table 1. Groundwater analytical data, Livermore Site, 2021.

Well	Date	Sample Type	Parameter	LOS Indicator	Result	Units	QA Flag
W-558	8/19/21		Dibromochloromethane	<	0.5	ug/L	
W-558	8/19/21		Tetrachloroethene	<	0.5	ug/L	
W-558	8/19/21		Trichloroethene	<	0.5	ug/L	
W-558	8/19/21		Trichlorofluoromethane	<	0.5	ug/L	
W-558	8/19/21		Trichlorotrifluoroethane	<	0.5	ug/L	
W-558	8/19/21		Vinyl chloride	<	0.5	ug/L	
W-558	8/19/21		cis-1,2-Dichloroethene	<	0.5	ug/L	
W-558	8/19/21		trans-1,2-Dichloroethene	<	0.5	ug/L	
W-558	11/30/21		1,1,1-Trichloroethane	<	0.5	ug/L	
W-558	11/30/21		1,1,2-Trichloroethane	<	0.5	ug/L	
W-558	11/30/21		1,1-Dichloroethane	<	0.5	ug/L	
W-558	11/30/21		1,1-Dichloroethene	<	0.5	ug/L	
W-558	11/30/21		1,2-Dichloroethane	<	0.5	ug/L	
W-558	11/30/21		Bromodichloromethane	<	0.5	ug/L	
W-558	11/30/21		Bromoform	<	0.5	ug/L	
W-558	11/30/21		Carbon tetrachloride	<	0.5	ug/L	
W-558	11/30/21		Chloroform	<	0.5	ug/L	
W-558	11/30/21		Dibromochloromethane	<	0.5	ug/L	
W-558	11/30/21		Tetrachloroethene	<	0.5	ug/L	
W-558	11/30/21		Trichloroethene	<	0.5	ug/L	
W-558	11/30/21		Trichlorofluoromethane	<	0.5	ug/L	
W-558	11/30/21		Trichlorotrifluoroethane	<	0.5	ug/L	
W-558	11/30/21		Vinyl chloride	<	0.5	ug/L	
W-558	11/30/21		cis-1,2-Dichloroethene	<	0.5	ug/L	
W-558	11/30/21		trans-1,2-Dichloroethene	<	0.5	ug/L	
W-559	1/12/21		1,1,1-Trichloroethane	<	0.5	ug/L	
W-559	1/12/21		1,1,2-Trichloroethane	<	0.5	ug/L	
W-559	1/12/21		1,1-Dichloroethane	<	0.5	ug/L	
W-559	1/12/21		1,1-Dichloroethene	<	0.5	ug/L	
W-559	1/12/21		1,2-Dichloroethane	<	0.5	ug/L	
W-559	1/12/21		Bromodichloromethane	<	0.5	ug/L	
W-559	1/12/21		Bromoform	<	0.5	ug/L	
W-559	1/12/21		Carbon tetrachloride	<	0.5	ug/L	
W-559	1/12/21		Chloroform	<	0.5	ug/L	
W-559	1/12/21		Dibromochloromethane	<	0.5	ug/L	
W-559	1/12/21		Tetrachloroethene	<	0.5	ug/L	
W-559	1/12/21		Trichloroethene	<	0.5	ug/L	
W-559	1/12/21		Trichlorofluoromethane	<	0.5	ug/L	
W-559	1/12/21		Trichlorotrifluoroethane	<	0.5	ug/L	
W-559	1/12/21		Vinyl chloride	<	0.5	ug/L	
W-559	1/12/21		cis-1,2-Dichloroethene	<	0.5	ug/L	
W-559	1/12/21		trans-1,2-Dichloroethene	<	0.5	ug/L	
W-560	3/15/21		1,1,1-Trichloroethane	<	0.5	ug/L	
W-560	3/15/21		1,1,2-Trichloroethane	<	0.5	ug/L	
W-560	3/15/21		1,1-Dichloroethane	<	0.5	ug/L	
W-560	3/15/21		1,1-Dichloroethene	<	0.5	ug/L	
W-560	3/15/21		1,2-Dichloroethane	<	0.5	ug/L	
W-560	3/15/21		Bromodichloromethane	<	0.5	ug/L	
W-560	3/15/21		Bromoform	<	0.5	ug/L	
W-560	3/15/21		Carbon tetrachloride	<	0.5	ug/L	
W-560	3/15/21		Chloroform	<	0.5	ug/L	
W-560	3/15/21		Dibromochloromethane	<	0.5	ug/L	
W-560	3/15/21		Tetrachloroethene	<	0.5	ug/L	
W-560	3/15/21		Trichloroethene	<	0.5	ug/L	
W-560	3/15/21		Trichlorofluoromethane	<	0.5	ug/L	
W-560	3/15/21		Trichlorotrifluoroethane	<	0.5	ug/L	
W-560	3/15/21		Vinyl chloride	<	0.5	ug/L	
W-560	3/15/21		cis-1,2-Dichloroethene	<	0.5	ug/L	
W-560	3/15/21		trans-1,2-Dichloroethene	<	0.5	ug/L	
W-561	2/4/21		1,1,1-Trichloroethane	<	0.5	ug/L	

Attachment 2. Table 1. Groundwater analytical data, Livermore Site, 2021.

Well	Date	Sample Type	Parameter	LOS Indicator	Result	Units	QA Flag
W-561	2/4/21		1,1,2-Trichloroethane	<	0.5	ug/L	
W-561	2/4/21		1,1-Dichloroethane	<	0.5	ug/L	
W-561	2/4/21		1,1-Dichloroethene	<	0.5	ug/L	
W-561	2/4/21		1,2-Dichloroethane	<	0.5	ug/L	
W-561	2/4/21		Bromodichloromethane	<	0.5	ug/L	
W-561	2/4/21		Bromoform	<	0.5	ug/L	
W-561	2/4/21		Carbon tetrachloride	<	0.5	ug/L	
W-561	2/4/21		Chloroform	<	0.5	ug/L	
W-561	2/4/21		Dibromochloromethane	<	0.5	ug/L	
W-561	2/4/21		Tetrachloroethene	<	0.5	ug/L	
W-561	2/4/21		Trichloroethene	<	0.5	ug/L	
W-561	2/4/21		Trichlorofluoromethane	<	0.5	ug/L	
W-561	2/4/21		Trichlorotrifluoroethane	<	0.5	ug/L	
W-561	2/4/21		Vinyl chloride	<	0.5	ug/L	
W-561	2/4/21		cis-1,2-Dichloroethene	<	0.5	ug/L	
W-561	2/4/21		trans-1,2-Dichloroethene	<	0.5	ug/L	
W-562	2/3/21		1,1,1-Trichloroethane	<	0.5	ug/L	
W-562	2/3/21		1,1,2-Trichloroethane	<	0.5	ug/L	
W-562	2/3/21		1,1-Dichloroethane	<	0.5	ug/L	
W-562	2/3/21		1,1-Dichloroethene	<	0.5	ug/L	
W-562	2/3/21		1,2-Dichloroethane	<	0.5	ug/L	
W-562	2/3/21		Bromodichloromethane	<	0.5	ug/L	
W-562	2/3/21		Bromoform	<	0.5	ug/L	
W-562	2/3/21		Carbon tetrachloride	<	0.5	ug/L	
W-562	2/3/21		Chloroform	<	0.5	ug/L	
W-562	2/3/21		Dibromochloromethane	<	0.5	ug/L	
W-562	2/3/21		Tetrachloroethene	<	0.5	ug/L	
W-562	2/3/21		Trichloroethene	<	0.5	ug/L	
W-562	2/3/21		Trichlorofluoromethane	<	0.5	ug/L	
W-562	2/3/21		Trichlorotrifluoroethane		0.53	ug/L	
W-562	2/3/21		Vinyl chloride	<	0.5	ug/L	
W-562	2/3/21		cis-1,2-Dichloroethene	<	0.5	ug/L	
W-562	2/3/21		trans-1,2-Dichloroethene	<	0.5	ug/L	
W-563	9/13/21		1,1,1-Trichloroethane	<	0.5	ug/L	
W-563	9/13/21		1,1,2-Trichloroethane	<	0.5	ug/L	
W-563	9/13/21		1,1-Dichloroethane	<	0.5	ug/L	
W-563	9/13/21		1,1-Dichloroethene	<	0.5	ug/L	
W-563	9/13/21		1,2-Dichloroethane	<	0.5	ug/L	
W-563	9/13/21		Bromodichloromethane	<	0.5	ug/L	
W-563	9/13/21		Bromoform	<	0.5	ug/L	
W-563	9/13/21		Carbon tetrachloride	<	0.5	ug/L	
W-563	9/13/21		Chloroform	<	0.5	ug/L	
W-563	9/13/21		Dibromochloromethane	<	0.5	ug/L	
W-563	9/13/21		Tetrachloroethene	<	0.5	ug/L	
W-563	9/13/21		Trichloroethene		0.92	ug/L	
W-563	9/13/21		Trichlorofluoromethane	<	0.5	ug/L	
W-563	9/13/21		Trichlorotrifluoroethane	<	0.5	ug/L	
W-563	9/13/21		Vinyl chloride	<	0.5	ug/L	
W-563	9/13/21		cis-1,2-Dichloroethene	<	0.5	ug/L	
W-563	9/13/21		trans-1,2-Dichloroethene	<	0.5	ug/L	
W-564	4/15/21		1,1,1-Trichloroethane	<	0.5	ug/L	
W-564	4/15/21		1,1,2-Trichloroethane	<	0.5	ug/L	
W-564	4/15/21		1,1-Dichloroethane	<	0.5	ug/L	
W-564	4/15/21		1,1-Dichloroethene	<	0.5	ug/L	
W-564	4/15/21		1,2-Dichloroethane	<	0.5	ug/L	
W-564	4/15/21		Bromodichloromethane	<	0.5	ug/L	
W-564	4/15/21		Bromoform	<	0.5	ug/L	
W-564	4/15/21		Carbon tetrachloride	<	0.5	ug/L	
W-564	4/15/21		Chloroform	<	0.5	ug/L	
W-564	4/15/21		Dibromochloromethane	<	0.5	ug/L	

Attachment 2. Table 1. Groundwater analytical data, Livermore Site, 2021.

Well	Date	Sample Type	Parameter	LOS Indicator	Result	Units	QA Flag
W-564	4/15/21		Tetrachloroethene	<	0.5	ug/L	
W-564	4/15/21		Trichloroethene		2.7	ug/L	
W-564	4/15/21		Trichlorofluoromethane	<	0.5	ug/L	
W-564	4/15/21		Trichlorotrifluoroethane	<	0.5	ug/L	
W-564	4/15/21		Vinyl chloride	<	0.5	ug/L	
W-564	4/15/21		cis-1,2-Dichloroethene	<	0.5	ug/L	
W-564	4/15/21		trans-1,2-Dichloroethene	<	0.5	ug/L	
W-564	4/15/21	DUP	1,1,1-Trichloroethane	<	0.5	ug/L	
W-564	4/15/21	DUP	1,1,2-Trichloroethane	<	0.5	ug/L	
W-564	4/15/21	DUP	1,1-Dichloroethane	<	0.5	ug/L	
W-564	4/15/21	DUP	1,1-Dichloroethene	<	0.5	ug/L	
W-564	4/15/21	DUP	1,2-Dichloroethane	<	0.5	ug/L	
W-564	4/15/21	DUP	Bromodichloromethane	<	0.5	ug/L	
W-564	4/15/21	DUP	Bromoform	<	0.5	ug/L	
W-564	4/15/21	DUP	Carbon tetrachloride	<	0.5	ug/L	
W-564	4/15/21	DUP	Chloroform	<	0.5	ug/L	
W-564	4/15/21	DUP	Dibromochloromethane	<	0.5	ug/L	
W-564	4/15/21	DUP	Tetrachloroethene	<	0.5	ug/L	
W-564	4/15/21	DUP	Trichloroethene		1.5	ug/L	
W-564	4/15/21	DUP	Trichlorofluoromethane	<	0.5	ug/L	
W-564	4/15/21	DUP	Trichlorotrifluoroethane	<	0.5	ug/L	
W-564	4/15/21	DUP	Vinyl chloride	<	0.5	ug/L	
W-564	4/15/21	DUP	cis-1,2-Dichloroethene	<	0.5	ug/L	
W-564	4/15/21	DUP	trans-1,2-Dichloroethene	<	0.5	ug/L	
W-564	10/21/21		1,1,1-Trichloroethane	<	0.5	ug/L	
W-564	10/21/21		1,1,2-Trichloroethane	<	0.5	ug/L	
W-564	10/21/21		1,1-Dichloroethane	<	0.5	ug/L	
W-564	10/21/21		1,1-Dichloroethene	<	0.5	ug/L	
W-564	10/21/21		1,2-Dichloroethane	<	0.5	ug/L	
W-564	10/21/21		Bromodichloromethane	<	0.5	ug/L	
W-564	10/21/21		Bromoform	<	0.5	ug/L	
W-564	10/21/21		Carbon tetrachloride	<	0.5	ug/L	
W-564	10/21/21		Chloroform	<	0.5	ug/L	
W-564	10/21/21		Dibromochloromethane	<	0.5	ug/L	
W-564	10/21/21		Tetrachloroethene	<	0.5	ug/L	
W-564	10/21/21		Trichloroethene		8.5	ug/L	
W-564	10/21/21		Trichlorofluoromethane	<	0.5	ug/L	
W-564	10/21/21		Trichlorotrifluoroethane	<	0.5	ug/L	
W-564	10/21/21		Vinyl chloride	<	0.5	ug/L	
W-564	10/21/21		cis-1,2-Dichloroethene	<	0.5	ug/L	
W-564	10/21/21		trans-1,2-Dichloroethene	<	0.5	ug/L	
W-565	2/4/21		1,1,1-Trichloroethane	<	0.5	ug/L	
W-565	2/4/21		1,1,2-Trichloroethane	<	0.5	ug/L	
W-565	2/4/21		1,1-Dichloroethane	<	0.5	ug/L	
W-565	2/4/21		1,1-Dichloroethene	<	0.5	ug/L	
W-565	2/4/21		1,2-Dichloroethane	<	0.5	ug/L	
W-565	2/4/21		Bromodichloromethane	<	0.5	ug/L	
W-565	2/4/21		Bromoform	<	0.5	ug/L	
W-565	2/4/21		Carbon tetrachloride	<	0.5	ug/L	
W-565	2/4/21		Chloroform	<	0.5	ug/L	
W-565	2/4/21		Dibromochloromethane	<	0.5	ug/L	
W-565	2/4/21		Tetrachloroethene	<	0.5	ug/L	
W-565	2/4/21		Trichloroethene		1.5	ug/L	
W-565	2/4/21		Trichlorofluoromethane	<	0.5	ug/L	
W-565	2/4/21		Trichlorotrifluoroethane		5.2	ug/L	
W-565	2/4/21		Vinyl chloride	<	0.5	ug/L	
W-565	2/4/21		cis-1,2-Dichloroethene	<	0.5	ug/L	
W-565	2/4/21		trans-1,2-Dichloroethene	<	0.5	ug/L	
W-566	1/12/21		1,1,1-Trichloroethane	<	0.5	ug/L	
W-566	1/12/21		1,1,2-Trichloroethane	<	0.5	ug/L	

Attachment 2. Table 1. Groundwater analytical data, Livermore Site, 2021.

Well	Date	Sample Type	Parameter	LOS Indicator	Result	Units	QA Flag
W-566	1/12/21		1,1-Dichloroethane	<	0.5	ug/L	
W-566	1/12/21		1,1-Dichloroethene		4.7	ug/L	
W-566	1/12/21		1,2-Dichloroethane	<	0.5	ug/L	
W-566	1/12/21		Bromodichloromethane	<	0.5	ug/L	
W-566	1/12/21		Bromoform	<	0.5	ug/L	
W-566	1/12/21		Carbon tetrachloride	<	0.5	ug/L	
W-566	1/12/21		Chloroform		2.1	ug/L	
W-566	1/12/21		Dibromochloromethane	<	0.5	ug/L	
W-566	1/12/21		Tetrachloroethene		4.4	ug/L	
W-566	1/12/21		Trichloroethene		40	ug/L	
W-566	1/12/21		Trichlorofluoromethane	<	0.5	ug/L	
W-566	1/12/21		Trichlorotrifluoroethane		4.7	ug/L	
W-566	1/12/21		Vinyl chloride	<	0.5	ug/L	
W-566	1/12/21		cis-1,2-Dichloroethene	<	0.5	ug/L	
W-566	1/12/21		trans-1,2-Dichloroethene	<	0.5	ug/L	
W-566	1/12/21		Tritium	<	100	pCi/L	
W-566	4/6/21		1,1,1-Trichloroethane	<	0.5	ug/L	
W-566	4/6/21		1,1,2-Trichloroethane	<	0.5	ug/L	
W-566	4/6/21		1,1-Dichloroethane	<	0.5	ug/L	
W-566	4/6/21		1,1-Dichloroethene		4.8	ug/L	
W-566	4/6/21		1,2-Dichloroethane	<	0.5	ug/L	
W-566	4/6/21		Bromodichloromethane	<	0.5	ug/L	
W-566	4/6/21		Bromoform	<	0.5	ug/L	
W-566	4/6/21		Carbon tetrachloride	<	0.5	ug/L	
W-566	4/6/21		Chloroform		2.6	ug/L	
W-566	4/6/21		Dibromochloromethane	<	0.5	ug/L	
W-566	4/6/21		Tetrachloroethene		4.5	ug/L	
W-566	4/6/21		Trichloroethene		42	ug/L	
W-566	4/6/21		Trichlorofluoromethane	<	0.5	ug/L	
W-566	4/6/21		Trichlorotrifluoroethane		4.2	ug/L	
W-566	4/6/21		Vinyl chloride	<	0.5	ug/L	
W-566	4/6/21		cis-1,2-Dichloroethene	<	0.5	ug/L	
W-566	4/6/21		trans-1,2-Dichloroethene	<	0.5	ug/L	
W-566	4/6/21		Tritium	<	100	pCi/L	
W-566	7/7/21		1,1,1-Trichloroethane	<	0.5	ug/L	
W-566	7/7/21		1,1,2-Trichloroethane	<	0.5	ug/L	
W-566	7/7/21		1,1-Dichloroethane	<	0.5	ug/L	
W-566	7/7/21		1,1-Dichloroethene		5.3	ug/L	
W-566	7/7/21		1,2-Dichloroethane	<	0.5	ug/L	
W-566	7/7/21		Bromodichloromethane	<	0.5	ug/L	
W-566	7/7/21		Bromoform	<	0.5	ug/L	
W-566	7/7/21		Carbon tetrachloride	<	0.5	ug/L	
W-566	7/7/21		Chloroform		3.4	ug/L	
W-566	7/7/21		Dibromochloromethane	<	0.5	ug/L	
W-566	7/7/21		Tetrachloroethene		5.5	ug/L	
W-566	7/7/21		Trichloroethene		54	ug/L	
W-566	7/7/21		Trichlorofluoromethane	<	0.5	ug/L	
W-566	7/7/21		Trichlorotrifluoroethane		4.3	ug/L	
W-566	7/7/21		Vinyl chloride	<	0.5	ug/L	
W-566	7/7/21		cis-1,2-Dichloroethene	<	0.5	ug/L	
W-566	7/7/21		trans-1,2-Dichloroethene	<	0.5	ug/L	
W-566	7/7/21		Tritium	<	100	pCi/L	
W-566	12/15/21		1,1,1-Trichloroethane	<	0.5	ug/L	
W-566	12/15/21		1,1,2-Trichloroethane	<	0.5	ug/L	
W-566	12/15/21		1,1-Dichloroethane	<	0.5	ug/L	
W-566	12/15/21		1,1-Dichloroethene		8.4	ug/L	
W-566	12/15/21		1,2-Dichloroethane		1.2	ug/L	
W-566	12/15/21		Bromodichloromethane	<	0.5	ug/L	
W-566	12/15/21		Bromoform	<	0.5	ug/L	
W-566	12/15/21		Carbon tetrachloride		1	ug/L	

Attachment 2. Table 1. Groundwater analytical data, Livermore Site, 2021.

Well	Date	Sample Type	Parameter	LOS Indicator	Result	Units	QA Flag
W-566	12/15/21		Chloroform		8.7	ug/L	
W-566	12/15/21		Dibromochloromethane	<	0.5	ug/L	
W-566	12/15/21		Tetrachloroethene		13	ug/L	
W-566	12/15/21		Trichloroethene		120	ug/L	D
W-566	12/15/21		Trichlorofluoromethane	<	0.5	ug/L	
W-566	12/15/21		Trichlorotrifluoroethane		4.2	ug/L	
W-566	12/15/21		Vinyl chloride	<	0.5	ug/L	
W-566	12/15/21		cis-1,2-Dichloroethene	<	0.5	ug/L	
W-566	12/15/21		trans-1,2-Dichloroethene	<	0.5	ug/L	
W-566	12/15/21		Tritium		185	pCi/L	
W-567	8/10/21		1,1,1-Trichloroethane	<	0.5	ug/L	
W-567	8/10/21		1,1,2-Trichloroethane	<	0.5	ug/L	
W-567	8/10/21		1,1-Dichloroethane	<	0.5	ug/L	
W-567	8/10/21		1,1-Dichloroethene	<	0.5	ug/L	
W-567	8/10/21		1,2-Dichloroethane	<	0.5	ug/L	
W-567	8/10/21		Bromodichloromethane	<	0.5	ug/L	
W-567	8/10/21		Bromoform	<	0.5	ug/L	
W-567	8/10/21		Carbon tetrachloride	<	0.5	ug/L	
W-567	8/10/21		Chloroform	<	0.5	ug/L	
W-567	8/10/21		Dibromochloromethane	<	0.5	ug/L	
W-567	8/10/21		Tetrachloroethene	<	0.5	ug/L	
W-567	8/10/21		Trichloroethene	<	0.5	ug/L	
W-567	8/10/21		Trichlorofluoromethane	<	0.5	ug/L	
W-567	8/10/21		Trichlorotrifluoroethane	<	0.5	ug/L	
W-567	8/10/21		Vinyl chloride	<	0.5	ug/L	
W-567	8/10/21		cis-1,2-Dichloroethene	<	0.5	ug/L	
W-567	8/10/21		trans-1,2-Dichloroethene	<	0.5	ug/L	
W-568	3/17/21		1,1,1-Trichloroethane	<	0.5	ug/L	
W-568	3/17/21		1,1,2-Trichloroethane	<	0.5	ug/L	
W-568	3/17/21		1,1-Dichloroethane	<	0.5	ug/L	
W-568	3/17/21		1,1-Dichloroethene		3.8	ug/L	
W-568	3/17/21		1,2-Dichloroethane	<	0.5	ug/L	
W-568	3/17/21		Bromodichloromethane	<	0.5	ug/L	
W-568	3/17/21		Bromoform	<	0.5	ug/L	
W-568	3/17/21		Carbon tetrachloride	<	0.5	ug/L	
W-568	3/17/21		Chloroform		69	ug/L	
W-568	3/17/21		Dibromochloromethane	<	0.5	ug/L	
W-568	3/17/21		Tetrachloroethene	<	0.5	ug/L	
W-568	3/17/21		Trichloroethene		40	ug/L	
W-568	3/17/21		Trichlorofluoromethane		3	ug/L	
W-568	3/17/21		Trichlorotrifluoroethane	<	0.5	ug/L	
W-568	3/17/21		Vinyl chloride	<	0.5	ug/L	
W-568	3/17/21		cis-1,2-Dichloroethene	<	0.5	ug/L	
W-568	3/17/21		trans-1,2-Dichloroethene	<	0.5	ug/L	
W-568	3/17/21	DUP	1,1,1-Trichloroethane	<	0.5	ug/L	
W-568	3/17/21	DUP	1,1,2-Trichloroethane	<	0.5	ug/L	
W-568	3/17/21	DUP	1,1-Dichloroethane	<	0.5	ug/L	
W-568	3/17/21	DUP	1,1-Dichloroethene		3.5	ug/L	
W-568	3/17/21	DUP	1,2-Dichloroethane	<	0.5	ug/L	
W-568	3/17/21	DUP	Bromodichloromethane	<	0.5	ug/L	
W-568	3/17/21	DUP	Bromoform	<	0.5	ug/L	
W-568	3/17/21	DUP	Carbon tetrachloride	<	0.5	ug/L	
W-568	3/17/21	DUP	Chloroform		77	ug/L	
W-568	3/17/21	DUP	Dibromochloromethane	<	0.5	ug/L	
W-568	3/17/21	DUP	Tetrachloroethene	<	0.5	ug/L	
W-568	3/17/21	DUP	Trichloroethene		43	ug/L	
W-568	3/17/21	DUP	Trichlorofluoromethane		2.5	ug/L	
W-568	3/17/21	DUP	Trichlorotrifluoroethane	<	0.5	ug/L	
W-568	3/17/21	DUP	Vinyl chloride	<	0.5	ug/L	
W-568	3/17/21	DUP	cis-1,2-Dichloroethene	<	0.5	ug/L	

Attachment 2. Table 1. Groundwater analytical data, Livermore Site, 2021.

Well	Date	Sample Type	Parameter	LOS Indicator	Result	Units	QA Flag
W-568	3/17/21	DUP	trans-1,2-Dichloroethene	<	0.5	ug/L	
W-568	9/13/21		1,1,1-Trichloroethane	<	0.5	ug/L	
W-568	9/13/21		1,1,2-Trichloroethane	<	0.5	ug/L	
W-568	9/13/21		1,1-Dichloroethane	<	0.5	ug/L	
W-568	9/13/21		1,1-Dichloroethene		3.2	ug/L	
W-568	9/13/21		1,2-Dichloroethane	<	0.5	ug/L	
W-568	9/13/21		Bromodichloromethane	<	0.5	ug/L	
W-568	9/13/21		Bromoform	<	0.5	ug/L	
W-568	9/13/21		Carbon tetrachloride	<	0.5	ug/L	
W-568	9/13/21		Chloroform		56	ug/L	
W-568	9/13/21		Dibromochloromethane	<	0.5	ug/L	
W-568	9/13/21		Tetrachloroethene	<	0.5	ug/L	
W-568	9/13/21		Trichloroethene		32	ug/L	
W-568	9/13/21		Trichlorofluoromethane		4.9	ug/L	
W-568	9/13/21		Trichlorotrifluoroethane	<	0.5	ug/L	
W-568	9/13/21		Vinyl chloride	<	0.5	ug/L	
W-568	9/13/21		cis-1,2-Dichloroethene	<	0.5	ug/L	
W-568	9/13/21		trans-1,2-Dichloroethene	<	0.5	ug/L	
W-568	9/13/21	DUP	1,1,1-Trichloroethane	<	0.5	ug/L	
W-568	9/13/21	DUP	1,1,2-Trichloroethane	<	0.5	ug/L	
W-568	9/13/21	DUP	1,1-Dichloroethane	<	0.5	ug/L	
W-568	9/13/21	DUP	1,1-Dichloroethene	<	0.5	ug/L	
W-568	9/13/21	DUP	1,2-Dichloroethane	<	0.5	ug/L	
W-568	9/13/21	DUP	Bromodichloromethane	<	0.5	ug/L	
W-568	9/13/21	DUP	Bromoform	<	0.5	ug/L	
W-568	9/13/21	DUP	Carbon tetrachloride	<	0.5	ug/L	
W-568	9/13/21	DUP	Chloroform		8.2	ug/L	
W-568	9/13/21	DUP	Dibromochloromethane	<	0.5	ug/L	
W-568	9/13/21	DUP	Tetrachloroethene	<	0.5	ug/L	
W-568	9/13/21	DUP	Trichloroethene		14	ug/L	
W-568	9/13/21	DUP	Trichlorofluoromethane		1.4	ug/L	
W-568	9/13/21	DUP	Trichlorotrifluoroethane	<	0.5	ug/L	
W-568	9/13/21	DUP	Vinyl chloride	<	0.5	ug/L	
W-568	9/13/21	DUP	cis-1,2-Dichloroethene	<	0.5	ug/L	
W-568	9/13/21	DUP	trans-1,2-Dichloroethene	<	0.5	ug/L	
W-568	10/11/21		1,1,1-Trichloroethane	<	0.5	ug/L	
W-568	10/11/21		1,1,2-Trichloroethane	<	0.5	ug/L	
W-568	10/11/21		1,1-Dichloroethane	<	0.5	ug/L	
W-568	10/11/21		1,1-Dichloroethene		1	ug/L	
W-568	10/11/21		1,2-Dichloroethane	<	0.5	ug/L	
W-568	10/11/21		Bromodichloromethane	<	0.5	ug/L	
W-568	10/11/21		Bromoform	<	0.5	ug/L	
W-568	10/11/21		Carbon tetrachloride	<	0.5	ug/L	
W-568	10/11/21		Chloroform		21	ug/L	
W-568	10/11/21		Dibromochloromethane	<	0.5	ug/L	
W-568	10/11/21		Tetrachloroethene	<	0.5	ug/L	
W-568	10/11/21		Trichloroethene		19	ug/L	
W-568	10/11/21		Trichlorofluoromethane		1.8	ug/L	
W-568	10/11/21		Trichlorotrifluoroethane	<	0.5	ug/L	
W-568	10/11/21		Vinyl chloride	<	0.5	ug/L	
W-568	10/11/21		cis-1,2-Dichloroethene	<	0.5	ug/L	
W-568	10/11/21		trans-1,2-Dichloroethene	<	0.5	ug/L	
W-569	10/11/21		1,1,1-Trichloroethane	<	0.5	ug/L	
W-569	10/11/21		1,1,2-Trichloroethane	<	0.5	ug/L	
W-569	10/11/21		1,1-Dichloroethane	<	0.5	ug/L	
W-569	10/11/21		1,1-Dichloroethene	<	0.5	ug/L	
W-569	10/11/21		1,2-Dichloroethane	<	0.5	ug/L	
W-569	10/11/21		Bromodichloromethane	<	0.5	ug/L	
W-569	10/11/21		Bromoform	<	0.5	ug/L	
W-569	10/11/21		Carbon tetrachloride	<	0.5	ug/L	

Attachment 2. Table 1. Groundwater analytical data, Livermore Site, 2021.

Well	Date	Sample Type	Parameter	LOS Indicator	Result	Units	QA Flag
W-569	10/11/21		Chloroform	<	0.5	ug/L	
W-569	10/11/21		Dibromochloromethane	<	0.5	ug/L	
W-569	10/11/21		Tetrachloroethene	<	0.5	ug/L	
W-569	10/11/21		Trichloroethene	<	0.5	ug/L	
W-569	10/11/21		Trichlorofluoromethane		0.93	ug/L	
W-569	10/11/21		Trichlorotrifluoroethane	<	0.5	ug/L	
W-569	10/11/21		Vinyl chloride	<	0.5	ug/L	
W-569	10/11/21		cis-1,2-Dichloroethene	<	0.5	ug/L	
W-569	10/11/21		trans-1,2-Dichloroethene	<	0.5	ug/L	
W-570	2/4/21		1,1,1-Trichloroethane	<	0.5	ug/L	
W-570	2/4/21		1,1,2-Trichloroethane	<	0.5	ug/L	
W-570	2/4/21		1,1-Dichloroethane	<	0.5	ug/L	
W-570	2/4/21		1,1-Dichloroethene	<	0.5	ug/L	
W-570	2/4/21		1,2-Dichloroethane	<	0.5	ug/L	
W-570	2/4/21		Bromodichloromethane	<	0.5	ug/L	
W-570	2/4/21		Bromoform	<	0.5	ug/L	
W-570	2/4/21		Carbon tetrachloride	<	0.5	ug/L	
W-570	2/4/21		Chloroform	<	0.5	ug/L	
W-570	2/4/21		Dibromochloromethane	<	0.5	ug/L	
W-570	2/4/21		Tetrachloroethene	<	0.5	ug/L	
W-570	2/4/21		Trichloroethene	<	0.5	ug/L	
W-570	2/4/21		Trichlorofluoromethane	<	0.5	ug/L	
W-570	2/4/21		Trichlorotrifluoroethane	<	0.5	ug/L	
W-570	2/4/21		Vinyl chloride	<	0.5	ug/L	
W-570	2/4/21		cis-1,2-Dichloroethene	<	0.5	ug/L	
W-570	2/4/21		trans-1,2-Dichloroethene	<	0.5	ug/L	
W-571	2/11/21		Tritium	<	100	pCi/L	
W-571	9/8/21		1,1,1-Trichloroethane	<	0.5	ug/L	
W-571	9/8/21		1,1,2-Trichloroethane	<	0.5	ug/L	
W-571	9/8/21		1,1-Dichloroethane	<	0.5	ug/L	
W-571	9/8/21		1,1-Dichloroethene		1.2	ug/L	
W-571	9/8/21		1,2-Dichloroethane	<	0.5	ug/L	
W-571	9/8/21		Bromodichloromethane	<	0.5	ug/L	
W-571	9/8/21		Bromoform	<	0.5	ug/L	
W-571	9/8/21		Carbon tetrachloride	<	0.5	ug/L	
W-571	9/8/21		Chloroform	<	0.5	ug/L	
W-571	9/8/21		Dibromochloromethane	<	0.5	ug/L	
W-571	9/8/21		Tetrachloroethene		2.2	ug/L	
W-571	9/8/21		Trichloroethene		1	ug/L	
W-571	9/8/21		Trichlorofluoromethane	<	0.5	ug/L	
W-571	9/8/21		Trichlorotrifluoroethane	<	0.5	ug/L	
W-571	9/8/21		Vinyl chloride	<	0.5	ug/L	
W-571	9/8/21		cis-1,2-Dichloroethene	<	0.5	ug/L	
W-571	9/8/21		trans-1,2-Dichloroethene	<	0.5	ug/L	
W-592	1/12/21		1,1,1-Trichloroethane	<	0.5	ug/L	
W-592	1/12/21		1,1,2-Trichloroethane	<	0.5	ug/L	
W-592	1/12/21		1,1-Dichloroethane	<	0.5	ug/L	
W-592	1/12/21		1,1-Dichloroethene	<	0.5	ug/L	
W-592	1/12/21		1,2-Dichloroethane	<	0.5	ug/L	
W-592	1/12/21		Bromodichloromethane	<	0.5	ug/L	
W-592	1/12/21		Bromoform	<	0.5	ug/L	
W-592	1/12/21		Carbon tetrachloride	<	0.5	ug/L	
W-592	1/12/21		Chloroform	<	0.5	ug/L	
W-592	1/12/21		Dibromochloromethane	<	0.5	ug/L	
W-592	1/12/21		Tetrachloroethene	<	0.5	ug/L	
W-592	1/12/21		Trichloroethene	<	0.5	ug/L	
W-592	1/12/21		Trichlorofluoromethane	<	0.5	ug/L	
W-592	1/12/21		Trichlorotrifluoroethane	<	0.5	ug/L	
W-592	1/12/21		Vinyl chloride	<	0.5	ug/L	
W-592	1/12/21		cis-1,2-Dichloroethene	<	0.5	ug/L	

Attachment 2. Table 1. Groundwater analytical data, Livermore Site, 2021.

Well	Date	Sample Type	Parameter	LOS Indicator	Result	Units	QA Flag
W-592	1/12/21		trans-1,2-Dichloroethene	<	0.5	ug/L	
W-593	4/15/21		Tritium	<	100	pCi/L	
W-594	4/1/21		Tritium	<	100	pCi/L	
W-603	10/19/21		1,1,1-Trichloroethane	<	0.5	ug/L	
W-603	10/19/21		1,1,2-Trichloroethane	<	0.5	ug/L	
W-603	10/19/21		1,1-Dichloroethane		28	ug/L	
W-603	10/19/21		1,1-Dichloroethene		11	ug/L	
W-603	10/19/21		1,2-Dichloroethane	<	0.5	ug/L	
W-603	10/19/21		Bromodichloromethane	<	0.5	ug/L	
W-603	10/19/21		Bromoform	<	0.5	ug/L	
W-603	10/19/21		Carbon tetrachloride	<	0.5	ug/L	
W-603	10/19/21		Chloroform	<	0.5	ug/L	
W-603	10/19/21		Dibromochloromethane	<	0.5	ug/L	
W-603	10/19/21		Tetrachloroethene		3	ug/L	
W-603	10/19/21		Trichloroethene		0.72	ug/L	
W-603	10/19/21		Trichlorofluoromethane	<	0.5	ug/L	
W-603	10/19/21		Trichlorotrifluoroethane	<	0.5	ug/L	
W-603	10/19/21		Vinyl chloride	<	0.5	ug/L	
W-603	10/19/21		cis-1,2-Dichloroethene		1	ug/L	
W-603	10/19/21		trans-1,2-Dichloroethene	<	0.5	ug/L	
W-604	5/11/21		1,1,1-Trichloroethane	<	0.5	ug/L	
W-604	5/11/21		1,1,2-Trichloroethane	<	0.5	ug/L	
W-604	5/11/21		1,1-Dichloroethane	<	0.5	ug/L	
W-604	5/11/21		1,1-Dichloroethene	<	0.5	ug/L	
W-604	5/11/21		1,2-Dichloroethane	<	0.5	ug/L	
W-604	5/11/21		Bromodichloromethane	<	0.5	ug/L	
W-604	5/11/21		Bromoform	<	0.5	ug/L	
W-604	5/11/21		Carbon tetrachloride	<	0.5	ug/L	
W-604	5/11/21		Chloroform	<	0.5	ug/L	
W-604	5/11/21		Dibromochloromethane	<	0.5	ug/L	
W-604	5/11/21		Tetrachloroethene		0.91	ug/L	
W-604	5/11/21		Trichloroethene	<	0.5	ug/L	
W-604	5/11/21		Trichlorofluoromethane	<	0.5	ug/L	
W-604	5/11/21		Trichlorotrifluoroethane	<	0.5	ug/L	
W-604	5/11/21		Vinyl chloride	<	0.5	ug/L	
W-604	5/11/21		cis-1,2-Dichloroethene	<	0.5	ug/L	
W-604	5/11/21		trans-1,2-Dichloroethene	<	0.5	ug/L	
W-605	1/14/21		1,1,1-Trichloroethane	<	0.5	ug/L	
W-605	1/14/21		1,1,2-Trichloroethane	<	0.5	ug/L	
W-605	1/14/21		1,1-Dichloroethane	<	0.5	ug/L	
W-605	1/14/21		1,1-Dichloroethene		0.59	ug/L	
W-605	1/14/21		1,2-Dichloroethane	<	0.5	ug/L	
W-605	1/14/21		Bromodichloromethane	<	0.5	ug/L	
W-605	1/14/21		Bromoform	<	0.5	ug/L	
W-605	1/14/21		Carbon tetrachloride	<	0.5	ug/L	
W-605	1/14/21		Chloroform		0.74	ug/L	
W-605	1/14/21		Dibromochloromethane	<	0.5	ug/L	
W-605	1/14/21		Tetrachloroethene		9.2	ug/L	
W-605	1/14/21		Trichloroethene		0.63	ug/L	
W-605	1/14/21		Trichlorofluoromethane	<	0.5	ug/L	
W-605	1/14/21		Trichlorotrifluoroethane	<	0.5	ug/L	
W-605	1/14/21		Vinyl chloride	<	0.5	ug/L	
W-605	1/14/21		cis-1,2-Dichloroethene	<	0.5	ug/L	
W-605	1/14/21		trans-1,2-Dichloroethene	<	0.5	ug/L	
W-605	4/21/21		1,1,1-Trichloroethane	<	0.5	ug/L	
W-605	4/21/21		1,1,2-Trichloroethane	<	0.5	ug/L	
W-605	4/21/21		1,1-Dichloroethane	<	0.5	ug/L	
W-605	4/21/21		1,1-Dichloroethene		0.72	ug/L	
W-605	4/21/21		1,2-Dichloroethane	<	0.5	ug/L	
W-605	4/21/21		Bromodichloromethane	<	0.5	ug/L	

Attachment 2. Table 1. Groundwater analytical data, Livermore Site, 2021.

Well	Date	Sample Type	Parameter	LOS Indicator	Result	Units	QA Flag
W-605	4/21/21		Bromoform	<	0.5	ug/L	
W-605	4/21/21		Carbon tetrachloride	<	0.5	ug/L	
W-605	4/21/21		Chloroform		1.2	ug/L	
W-605	4/21/21		Dibromochloromethane	<	0.5	ug/L	
W-605	4/21/21		Tetrachloroethene		9.4	ug/L	
W-605	4/21/21		Trichloroethene		0.64	ug/L	
W-605	4/21/21		Trichlorofluoromethane	<	0.5	ug/L	
W-605	4/21/21		Trichlorotrifluoroethane	<	0.5	ug/L	
W-605	4/21/21		Vinyl chloride	<	0.5	ug/L	
W-605	4/21/21		cis-1,2-Dichloroethene	<	0.5	ug/L	
W-605	4/21/21		trans-1,2-Dichloroethene	<	0.5	ug/L	
W-605	7/20/21		1,1,1-Trichloroethane	<	0.5	ug/L	
W-605	7/20/21		1,1,2-Trichloroethane	<	0.5	ug/L	
W-605	7/20/21		1,1-Dichloroethane	<	0.5	ug/L	
W-605	7/20/21		1,1-Dichloroethene		0.53	ug/L	
W-605	7/20/21		1,2-Dichloroethane	<	0.5	ug/L	
W-605	7/20/21		Bromodichloromethane	<	0.5	ug/L	
W-605	7/20/21		Bromoform	<	0.5	ug/L	
W-605	7/20/21		Carbon tetrachloride	<	0.5	ug/L	
W-605	7/20/21		Chloroform		0.78	ug/L	
W-605	7/20/21		Dibromochloromethane	<	0.5	ug/L	
W-605	7/20/21		Tetrachloroethene		9.1	ug/L	
W-605	7/20/21		Trichloroethene	<	0.5	ug/L	
W-605	7/20/21		Trichlorofluoromethane	<	0.5	ug/L	
W-605	7/20/21		Trichlorotrifluoroethane	<	0.5	ug/L	
W-605	7/20/21		Vinyl chloride	<	0.5	ug/L	
W-605	7/20/21		cis-1,2-Dichloroethene	<	0.5	ug/L	
W-605	7/20/21		trans-1,2-Dichloroethene	<	0.5	ug/L	
W-605	10/19/21		1,1,1-Trichloroethane	<	0.5	ug/L	
W-605	10/19/21		1,1,2-Trichloroethane	<	0.5	ug/L	
W-605	10/19/21		1,1-Dichloroethane	<	0.5	ug/L	
W-605	10/19/21		1,1-Dichloroethene		0.62	ug/L	
W-605	10/19/21		1,2-Dichloroethane	<	0.5	ug/L	
W-605	10/19/21		Bromodichloromethane	<	0.5	ug/L	
W-605	10/19/21		Bromoform	<	0.5	ug/L	
W-605	10/19/21		Carbon tetrachloride	<	0.5	ug/L	
W-605	10/19/21		Chloroform		1	ug/L	
W-605	10/19/21		Dibromochloromethane	<	0.5	ug/L	
W-605	10/19/21		Tetrachloroethene		8.8	ug/L	
W-605	10/19/21		Trichloroethene		0.57	ug/L	
W-605	10/19/21		Trichlorofluoromethane	<	0.5	ug/L	
W-605	10/19/21		Trichlorotrifluoroethane	<	0.5	ug/L	
W-605	10/19/21		Vinyl chloride	<	0.5	ug/L	
W-605	10/19/21		cis-1,2-Dichloroethene	<	0.5	ug/L	
W-605	10/19/21		trans-1,2-Dichloroethene	<	0.5	ug/L	
W-606	8/31/21		1,1,1-Trichloroethane	<	0.5	ug/L	H
W-606	8/31/21		1,1,2-Trichloroethane	<	0.5	ug/L	H
W-606	8/31/21		1,1-Dichloroethane	<	0.5	ug/L	H
W-606	8/31/21		1,1-Dichloroethene	<	0.5	ug/L	H
W-606	8/31/21		1,2-Dichloroethane	<	0.5	ug/L	H
W-606	8/31/21		Bromodichloromethane	<	0.5	ug/L	H
W-606	8/31/21		Bromoform	<	0.5	ug/L	H
W-606	8/31/21		Carbon tetrachloride	<	0.5	ug/L	H
W-606	8/31/21		Chloroform	<	0.5	ug/L	H
W-606	8/31/21		Dibromochloromethane	<	0.5	ug/L	H
W-606	8/31/21		Tetrachloroethene		0.9	ug/L	H
W-606	8/31/21		Trichloroethene	<	0.5	ug/L	H
W-606	8/31/21		Trichlorofluoromethane	<	0.5	ug/L	H
W-606	8/31/21		Trichlorotrifluoroethane	<	0.5	ug/L	H
W-606	8/31/21		Vinyl chloride	<	0.5	ug/L	H

Attachment 2. Table 1. Groundwater analytical data, Livermore Site, 2021.

Well	Date	Sample Type	Parameter	LOS Indicator	Result	Units	QA Flag
W-606	8/31/21		cis-1,2-Dichloroethene	<	0.5	ug/L	H
W-606	8/31/21		trans-1,2-Dichloroethene	<	0.5	ug/L	H
W-607	8/19/21		Tritium	<	100	pCi/L	
W-608	2/24/21		1,1,1-Trichloroethane	<	0.5	ug/L	
W-608	2/24/21		1,1,2-Trichloroethane	<	0.5	ug/L	
W-608	2/24/21		1,1-Dichloroethane	<	0.5	ug/L	
W-608	2/24/21		1,1-Dichloroethene	<	0.5	ug/L	
W-608	2/24/21		1,2-Dichloroethane	<	0.5	ug/L	
W-608	2/24/21		Bromodichloromethane	<	0.5	ug/L	
W-608	2/24/21		Bromoform	<	0.5	ug/L	
W-608	2/24/21		Carbon tetrachloride	<	0.5	ug/L	
W-608	2/24/21		Chloroform	<	0.5	ug/L	
W-608	2/24/21		Dibromochloromethane	<	0.5	ug/L	
W-608	2/24/21		Tetrachloroethene	<	0.5	ug/L	
W-608	2/24/21		Trichloroethene	<	0.5	ug/L	
W-608	2/24/21		Trichlorofluoromethane	<	0.5	ug/L	
W-608	2/24/21		Trichlorotrifluoroethane	<	0.5	ug/L	
W-608	2/24/21		Vinyl chloride	<	0.5	ug/L	
W-608	2/24/21		cis-1,2-Dichloroethene	<	0.5	ug/L	
W-608	2/24/21		trans-1,2-Dichloroethene	<	0.5	ug/L	
W-610	1/13/21		1,1,1-Trichloroethane	<	0.5	ug/L	
W-610	1/13/21		1,1,2-Trichloroethane	<	0.5	ug/L	
W-610	1/13/21		1,1-Dichloroethane	<	0.5	ug/L	
W-610	1/13/21		1,1-Dichloroethene	<	0.5	ug/L	
W-610	1/13/21		1,2-Dichloroethane	<	0.5	ug/L	
W-610	1/13/21		Bromodichloromethane	<	0.5	ug/L	
W-610	1/13/21		Bromoform	<	0.5	ug/L	
W-610	1/13/21		Carbon tetrachloride	<	0.5	ug/L	
W-610	1/13/21		Chloroform	<	0.5	ug/L	
W-610	1/13/21		Chromium		0.008	mg/L	
W-610	1/13/21		Dibromochloromethane	<	0.5	ug/L	
W-610	1/13/21		Tetrachloroethene	<	0.5	ug/L	
W-610	1/13/21		Trichloroethene	<	0.5	ug/L	
W-610	1/13/21		Trichlorofluoromethane	<	0.5	ug/L	
W-610	1/13/21		Trichlorotrifluoroethane	<	0.5	ug/L	
W-610	1/13/21		Vinyl chloride	<	0.5	ug/L	
W-610	1/13/21		cis-1,2-Dichloroethene	<	0.5	ug/L	
W-610	1/13/21		trans-1,2-Dichloroethene	<	0.5	ug/L	
W-610	4/14/21		1,1,1-Trichloroethane	<	0.5	ug/L	
W-610	4/14/21		1,1,2-Trichloroethane	<	0.5	ug/L	
W-610	4/14/21		1,1-Dichloroethane	<	0.5	ug/L	
W-610	4/14/21		1,1-Dichloroethene	<	0.5	ug/L	
W-610	4/14/21		1,2-Dichloroethane	<	0.5	ug/L	
W-610	4/14/21		Bromodichloromethane	<	0.5	ug/L	
W-610	4/14/21		Bromoform	<	0.5	ug/L	
W-610	4/14/21		Carbon tetrachloride	<	0.5	ug/L	
W-610	4/14/21		Chloroform	<	0.5	ug/L	
W-610	4/14/21		Dibromochloromethane	<	0.5	ug/L	
W-610	4/14/21		Tetrachloroethene	<	0.5	ug/L	
W-610	4/14/21		Trichloroethene	<	0.5	ug/L	
W-610	4/14/21		Trichlorofluoromethane	<	0.5	ug/L	
W-610	4/14/21		Trichlorotrifluoroethane	<	0.5	ug/L	
W-610	4/14/21		Vinyl chloride	<	0.5	ug/L	
W-610	4/14/21		cis-1,2-Dichloroethene	<	0.5	ug/L	
W-610	4/14/21		trans-1,2-Dichloroethene	<	0.5	ug/L	
W-610	7/15/21		1,1,1-Trichloroethane	<	0.5	ug/L	
W-610	7/15/21		1,1,2-Trichloroethane	<	0.5	ug/L	
W-610	7/15/21		1,1-Dichloroethane	<	0.5	ug/L	
W-610	7/15/21		1,1-Dichloroethene	<	0.5	ug/L	
W-610	7/15/21		1,2-Dichloroethane	<	0.5	ug/L	

Attachment 2. Table 1. Groundwater analytical data, Livermore Site, 2021.

Well	Date	Sample Type	Parameter	LOS Indicator	Result	Units	QA Flag
W-610	7/15/21		Bromodichloromethane	<	0.5	ug/L	
W-610	7/15/21		Bromoform	<	0.5	ug/L	
W-610	7/15/21		Carbon tetrachloride	<	0.5	ug/L	
W-610	7/15/21		Chloroform	<	0.5	ug/L	
W-610	7/15/21		Chromium		0.0056	mg/L	
W-610	7/15/21		Dibromochloromethane	<	0.5	ug/L	
W-610	7/15/21		Tetrachloroethene	<	0.5	ug/L	
W-610	7/15/21		Trichloroethene	<	0.5	ug/L	
W-610	7/15/21		Trichlorofluoromethane	<	0.5	ug/L	
W-610	7/15/21		Trichlorotrifluoroethane	<	0.5	ug/L	
W-610	7/15/21		Vinyl chloride	<	0.5	ug/L	
W-610	7/15/21		cis-1,2-Dichloroethene	<	0.5	ug/L	
W-610	7/15/21		trans-1,2-Dichloroethene	<	0.5	ug/L	
W-610	10/19/21		1,1,1-Trichloroethane	<	0.5	ug/L	
W-610	10/19/21		1,1,2-Trichloroethane	<	0.5	ug/L	
W-610	10/19/21		1,1-Dichloroethane	<	0.5	ug/L	
W-610	10/19/21		1,1-Dichloroethene	<	0.5	ug/L	
W-610	10/19/21		1,2-Dichloroethane	<	0.5	ug/L	
W-610	10/19/21		Bromodichloromethane	<	0.5	ug/L	
W-610	10/19/21		Bromoform	<	0.5	ug/L	
W-610	10/19/21		Carbon tetrachloride	<	0.5	ug/L	
W-610	10/19/21		Chloroform	<	0.5	ug/L	
W-610	10/19/21		Dibromochloromethane	<	0.5	ug/L	
W-610	10/19/21		Tetrachloroethene	<	0.5	ug/L	
W-610	10/19/21		Trichloroethene		0.68	ug/L	
W-610	10/19/21		Trichlorofluoromethane	<	0.5	ug/L	
W-610	10/19/21		Trichlorotrifluoroethane		0.68	ug/L	
W-610	10/19/21		Vinyl chloride	<	0.5	ug/L	
W-610	10/19/21		cis-1,2-Dichloroethene	<	0.5	ug/L	
W-610	10/19/21		trans-1,2-Dichloroethene	<	0.5	ug/L	
W-611	8/25/21		1,1,1-Trichloroethane	<	0.5	ug/L	
W-611	8/25/21		1,1,2-Trichloroethane	<	0.5	ug/L	
W-611	8/25/21		1,1-Dichloroethane	<	0.5	ug/L	
W-611	8/25/21		1,1-Dichloroethene	<	0.5	ug/L	
W-611	8/25/21		1,2-Dichloroethane	<	0.5	ug/L	
W-611	8/25/21		Bromodichloromethane	<	0.5	ug/L	
W-611	8/25/21		Bromoform	<	0.5	ug/L	
W-611	8/25/21		Carbon tetrachloride	<	0.5	ug/L	
W-611	8/25/21		Chloroform		1	ug/L	
W-611	8/25/21		Dibromochloromethane	<	0.5	ug/L	
W-611	8/25/21		Tetrachloroethene		1.9	ug/L	
W-611	8/25/21		Trichloroethene		2.6	ug/L	
W-611	8/25/21		Trichlorofluoromethane	<	0.5	ug/L	
W-611	8/25/21		Trichlorotrifluoroethane	<	0.5	ug/L	
W-611	8/25/21		Vinyl chloride	<	0.5	ug/L	
W-611	8/25/21		cis-1,2-Dichloroethene	<	0.5	ug/L	
W-611	8/25/21		trans-1,2-Dichloroethene	<	0.5	ug/L	
W-612	9/2/21		1,1,1-Trichloroethane	<	0.5	ug/L	
W-612	9/2/21		1,1,2-Trichloroethane	<	0.5	ug/L	
W-612	9/2/21		1,1-Dichloroethane	<	0.5	ug/L	
W-612	9/2/21		1,1-Dichloroethene		1.4	ug/L	
W-612	9/2/21		1,2-Dichloroethane	<	0.5	ug/L	
W-612	9/2/21		Bromodichloromethane	<	0.5	ug/L	
W-612	9/2/21		Bromoform	<	0.5	ug/L	
W-612	9/2/21		Carbon tetrachloride	<	0.5	ug/L	L
W-612	9/2/21		Chloroform		2.5	ug/L	
W-612	9/2/21		Dibromochloromethane	<	0.5	ug/L	
W-612	9/2/21		Tetrachloroethene		1.3	ug/L	
W-612	9/2/21		Trichloroethene	<	0.5	ug/L	
W-612	9/2/21		Trichlorofluoromethane	<	0.5	ug/L	

Attachment 2. Table 1. Groundwater analytical data, Livermore Site, 2021.

Well	Date	Sample Type	Parameter	LOS Indicator	Result	Units	QA Flag
W-612	9/2/21		Trichlorotrifluoroethane	<	0.5	ug/L	
W-612	9/2/21		Vinyl chloride	<	0.5	ug/L	
W-612	9/2/21		cis-1,2-Dichloroethene	<	0.5	ug/L	
W-612	9/2/21		trans-1,2-Dichloroethene	<	0.5	ug/L	
W-614	3/9/21		1,1,1-Trichloroethane	<	0.5	ug/L	
W-614	3/9/21		1,1,2-Trichloroethane	<	0.5	ug/L	
W-614	3/9/21		1,1-Dichloroethane	<	0.5	ug/L	
W-614	3/9/21		1,1-Dichloroethene	<	0.5	ug/L	
W-614	3/9/21		1,2-Dichloroethane	<	0.5	ug/L	
W-614	3/9/21		Bromodichloromethane	<	0.5	ug/L	
W-614	3/9/21		Bromoform	<	0.5	ug/L	
W-614	3/9/21		Carbon tetrachloride	<	0.5	ug/L	
W-614	3/9/21		Chloroform	<	0.5	ug/L	
W-614	3/9/21		Dibromochloromethane	<	0.5	ug/L	
W-614	3/9/21		Tetrachloroethene		2.9	ug/L	
W-614	3/9/21		Trichloroethene	<	0.5	ug/L	
W-614	3/9/21		Trichlorofluoromethane	<	0.5	ug/L	
W-614	3/9/21		Trichlorotrifluoroethane	<	0.5	ug/L	
W-614	3/9/21		Vinyl chloride	<	0.5	ug/L	
W-614	3/9/21		cis-1,2-Dichloroethene	<	0.5	ug/L	
W-614	3/9/21		trans-1,2-Dichloroethene	<	0.5	ug/L	
W-614	4/21/21		1,1,1-Trichloroethane	<	0.5	ug/L	
W-614	4/21/21		1,1,2-Trichloroethane	<	0.5	ug/L	
W-614	4/21/21		1,1-Dichloroethane	<	0.5	ug/L	
W-614	4/21/21		1,1-Dichloroethene	<	0.5	ug/L	
W-614	4/21/21		1,2-Dichloroethane	<	0.5	ug/L	
W-614	4/21/21		Bromodichloromethane	<	0.5	ug/L	
W-614	4/21/21		Bromoform	<	0.5	ug/L	
W-614	4/21/21		Carbon tetrachloride	<	0.5	ug/L	
W-614	4/21/21		Chloroform		0.51	ug/L	
W-614	4/21/21		Dibromochloromethane	<	0.5	ug/L	
W-614	4/21/21		Tetrachloroethene		3.4	ug/L	
W-614	4/21/21		Trichloroethene	<	0.5	ug/L	
W-614	4/21/21		Trichlorofluoromethane	<	0.5	ug/L	
W-614	4/21/21		Trichlorotrifluoroethane	<	0.5	ug/L	
W-614	4/21/21		Vinyl chloride	<	0.5	ug/L	
W-614	4/21/21		cis-1,2-Dichloroethene	<	0.5	ug/L	
W-614	4/21/21		trans-1,2-Dichloroethene	<	0.5	ug/L	
W-614	7/20/21		1,1,1-Trichloroethane	<	0.5	ug/L	
W-614	7/20/21		1,1,2-Trichloroethane	<	0.5	ug/L	
W-614	7/20/21		1,1-Dichloroethane	<	0.5	ug/L	
W-614	7/20/21		1,1-Dichloroethene	<	0.5	ug/L	
W-614	7/20/21		1,2-Dichloroethane	<	0.5	ug/L	
W-614	7/20/21		Bromodichloromethane	<	0.5	ug/L	
W-614	7/20/21		Bromoform	<	0.5	ug/L	
W-614	7/20/21		Carbon tetrachloride	<	0.5	ug/L	
W-614	7/20/21		Chloroform		0.58	ug/L	
W-614	7/20/21		Dibromochloromethane	<	0.5	ug/L	
W-614	7/20/21		Tetrachloroethene		3.2	ug/L	
W-614	7/20/21		Trichloroethene	<	0.5	ug/L	
W-614	7/20/21		Trichlorofluoromethane	<	0.5	ug/L	
W-614	7/20/21		Trichlorotrifluoroethane	<	0.5	ug/L	
W-614	7/20/21		Vinyl chloride	<	0.5	ug/L	
W-614	7/20/21		cis-1,2-Dichloroethene	<	0.5	ug/L	
W-614	7/20/21		trans-1,2-Dichloroethene	<	0.5	ug/L	
W-614	10/19/21		1,1,1-Trichloroethane	<	0.5	ug/L	
W-614	10/19/21		1,1,2-Trichloroethane	<	0.5	ug/L	
W-614	10/19/21		1,1-Dichloroethane	<	0.5	ug/L	
W-614	10/19/21		1,1-Dichloroethene	<	0.5	ug/L	
W-614	10/19/21		1,2-Dichloroethane	<	0.5	ug/L	

Attachment 2. Table 1. Groundwater analytical data, Livermore Site, 2021.

Well	Date	Sample Type	Parameter	LOS Indicator	Result	Units	QA Flag
W-614	10/19/21		Bromodichloromethane	<	0.5	ug/L	
W-614	10/19/21		Bromoform	<	0.5	ug/L	
W-614	10/19/21		Carbon tetrachloride	<	0.5	ug/L	
W-614	10/19/21		Chloroform		0.73	ug/L	
W-614	10/19/21		Dibromochloromethane	<	0.5	ug/L	
W-614	10/19/21		Tetrachloroethene		3	ug/L	
W-614	10/19/21		Trichloroethene	<	0.5	ug/L	
W-614	10/19/21		Trichlorofluoromethane	<	0.5	ug/L	
W-614	10/19/21		Trichlorotrifluoroethane	<	0.5	ug/L	
W-614	10/19/21		Vinyl chloride	<	0.5	ug/L	
W-614	10/19/21		cis-1,2-Dichloroethene	<	0.5	ug/L	
W-614	10/19/21		trans-1,2-Dichloroethene	<	0.5	ug/L	
W-615	2/1/21		1,1,1-Trichloroethane	<	0.5	ug/L	
W-615	2/1/21		1,1,2-Trichloroethane	<	0.5	ug/L	
W-615	2/1/21		1,1-Dichloroethane	<	0.5	ug/L	
W-615	2/1/21		1,1-Dichloroethene		0.75	ug/L	
W-615	2/1/21		1,2-Dichloroethane	<	0.5	ug/L	
W-615	2/1/21		Bromodichloromethane	<	0.5	ug/L	
W-615	2/1/21		Bromoform	<	0.5	ug/L	
W-615	2/1/21		Carbon tetrachloride	<	0.5	ug/L	
W-615	2/1/21		Chloroform		3.4	ug/L	
W-615	2/1/21		Dibromochloromethane	<	0.5	ug/L	
W-615	2/1/21		Tetrachloroethene	<	0.5	ug/L	
W-615	2/1/21		Trichloroethene		5.9	ug/L	
W-615	2/1/21		Trichlorofluoromethane	<	0.5	ug/L	
W-615	2/1/21		Trichlorotrifluoroethane		1	ug/L	
W-615	2/1/21		Vinyl chloride	<	0.5	ug/L	
W-615	2/1/21		cis-1,2-Dichloroethene	<	0.5	ug/L	
W-615	2/1/21		trans-1,2-Dichloroethene	<	0.5	ug/L	
W-616	12/1/21		1,1,1-Trichloroethane	<	0.5	ug/L	
W-616	12/1/21		1,1,2-Trichloroethane	<	0.5	ug/L	
W-616	12/1/21		1,1-Dichloroethane	<	0.5	ug/L	
W-616	12/1/21		1,1-Dichloroethene	<	0.5	ug/L	
W-616	12/1/21		1,2-Dichloroethane	<	0.5	ug/L	
W-616	12/1/21		Bromodichloromethane	<	0.5	ug/L	
W-616	12/1/21		Bromoform	<	0.5	ug/L	
W-616	12/1/21		Carbon tetrachloride	<	0.5	ug/L	
W-616	12/1/21		Chloroform	<	0.5	ug/L	
W-616	12/1/21		Dibromochloromethane	<	0.5	ug/L	
W-616	12/1/21		Tetrachloroethene	<	0.5	ug/L	
W-616	12/1/21		Trichloroethene	<	0.5	ug/L	
W-616	12/1/21		Trichlorofluoromethane	<	0.5	ug/L	
W-616	12/1/21		Trichlorotrifluoroethane	<	0.5	ug/L	
W-616	12/1/21		Vinyl chloride	<	0.5	ug/L	
W-616	12/1/21		cis-1,2-Dichloroethene	<	0.5	ug/L	
W-616	12/1/21		trans-1,2-Dichloroethene	<	0.5	ug/L	
W-617	9/13/21		1,1,1-Trichloroethane	<	0.5	ug/L	
W-617	9/13/21		1,1,2-Trichloroethane	<	0.5	ug/L	
W-617	9/13/21		1,1-Dichloroethane	<	0.5	ug/L	
W-617	9/13/21		1,1-Dichloroethene	<	0.5	ug/L	
W-617	9/13/21		1,2-Dichloroethane	<	0.5	ug/L	
W-617	9/13/21		Bromodichloromethane	<	0.5	ug/L	
W-617	9/13/21		Bromoform	<	0.5	ug/L	
W-617	9/13/21		Carbon tetrachloride	<	0.5	ug/L	
W-617	9/13/21		Chloroform	<	0.5	ug/L	
W-617	9/13/21		Dibromochloromethane	<	0.5	ug/L	
W-617	9/13/21		Tetrachloroethene	<	0.5	ug/L	
W-617	9/13/21		Trichloroethene		0.88	ug/L	
W-617	9/13/21		Trichlorofluoromethane	<	0.5	ug/L	
W-617	9/13/21		Trichlorotrifluoroethane		4.3	ug/L	

Attachment 2. Table 1. Groundwater analytical data, Livermore Site, 2021.

Well	Date	Sample Type	Parameter	LOS Indicator	Result	Units	QA Flag
W-617	9/13/21		Vinyl chloride	<	0.5	ug/L	
W-617	9/13/21		cis-1,2-Dichloroethene	<	0.5	ug/L	
W-617	9/13/21		trans-1,2-Dichloroethene	<	0.5	ug/L	
W-618	3/1/21		1,1,1-Trichloroethane	<	0.5	ug/L	
W-618	3/1/21		1,1,2-Trichloroethane	<	0.5	ug/L	
W-618	3/1/21		1,1-Dichloroethane	<	0.5	ug/L	
W-618	3/1/21		1,1-Dichloroethene	<	0.5	ug/L	
W-618	3/1/21		1,2-Dichloroethane	<	0.5	ug/L	
W-618	3/1/21		Bromodichloromethane	<	0.5	ug/L	
W-618	3/1/21		Bromoform	<	0.5	ug/L	
W-618	3/1/21		Carbon tetrachloride	<	0.5	ug/L	
W-618	3/1/21		Chloroform	<	0.5	ug/L	
W-618	3/1/21		Dibromochloromethane	<	0.5	ug/L	
W-618	3/1/21		Tetrachloroethene		1.2	ug/L	
W-618	3/1/21		Trichloroethene	<	0.5	ug/L	
W-618	3/1/21		Trichlorofluoromethane	<	0.5	ug/L	
W-618	3/1/21		Trichlorotrifluoroethane		0.57	ug/L	
W-618	3/1/21		Vinyl chloride	<	0.5	ug/L	
W-618	3/1/21		cis-1,2-Dichloroethene	<	0.5	ug/L	
W-618	3/1/21		trans-1,2-Dichloroethene	<	0.5	ug/L	
W-618	4/26/21		1,1,1-Trichloroethane	<	0.5	ug/L	
W-618	4/26/21		1,1,2-Trichloroethane	<	0.5	ug/L	
W-618	4/26/21		1,1-Dichloroethane	<	0.5	ug/L	
W-618	4/26/21		1,1-Dichloroethene	<	0.5	ug/L	
W-618	4/26/21		1,2-Dichloroethane	<	0.5	ug/L	
W-618	4/26/21		Bromodichloromethane	<	0.5	ug/L	
W-618	4/26/21		Bromoform	<	0.5	ug/L	
W-618	4/26/21		Carbon tetrachloride	<	0.5	ug/L	
W-618	4/26/21		Chloroform	<	0.5	ug/L	
W-618	4/26/21		Dibromochloromethane	<	0.5	ug/L	
W-618	4/26/21		Tetrachloroethene		1.4	ug/L	
W-618	4/26/21		Trichloroethene	<	0.5	ug/L	
W-618	4/26/21		Trichlorofluoromethane	<	0.5	ug/L	
W-618	4/26/21		Trichlorotrifluoroethane		0.67	ug/L	
W-618	4/26/21		Vinyl chloride	<	0.5	ug/L	
W-618	4/26/21		cis-1,2-Dichloroethene	<	0.5	ug/L	
W-618	4/26/21		trans-1,2-Dichloroethene	<	0.5	ug/L	
W-618	8/11/21		1,1,1-Trichloroethane	<	0.5	ug/L	
W-618	8/11/21		1,1,2-Trichloroethane	<	0.5	ug/L	
W-618	8/11/21		1,1-Dichloroethane	<	0.5	ug/L	
W-618	8/11/21		1,1-Dichloroethene	<	0.5	ug/L	
W-618	8/11/21		1,2-Dichloroethane	<	0.5	ug/L	
W-618	8/11/21		Bromodichloromethane	<	0.5	ug/L	
W-618	8/11/21		Bromoform	<	0.5	ug/L	
W-618	8/11/21		Carbon tetrachloride	<	0.5	ug/L	
W-618	8/11/21		Chloroform	<	0.5	ug/L	
W-618	8/11/21		Dibromochloromethane	<	0.5	ug/L	
W-618	8/11/21		Tetrachloroethene		1.4	ug/L	
W-618	8/11/21		Trichloroethene	<	0.5	ug/L	
W-618	8/11/21		Trichlorofluoromethane	<	0.5	ug/L	
W-618	8/11/21		Trichlorotrifluoroethane		0.71	ug/L	
W-618	8/11/21		Vinyl chloride	<	0.5	ug/L	
W-618	8/11/21		cis-1,2-Dichloroethene	<	0.5	ug/L	
W-618	8/11/21		trans-1,2-Dichloroethene	<	0.5	ug/L	
W-618	10/19/21		1,1,1-Trichloroethane	<	0.5	ug/L	
W-618	10/19/21		1,1,2-Trichloroethane	<	0.5	ug/L	
W-618	10/19/21		1,1-Dichloroethane	<	0.5	ug/L	
W-618	10/19/21		1,1-Dichloroethene	<	0.5	ug/L	
W-618	10/19/21		1,2-Dichloroethane	<	0.5	ug/L	
W-618	10/19/21		Bromodichloromethane	<	0.5	ug/L	

Attachment 2. Table 1. Groundwater analytical data, Livermore Site, 2021.

Well	Date	Sample Type	Parameter	LOS Indicator	Result	Units	QA Flag
W-618	10/19/21		Bromoform	<	0.5	ug/L	
W-618	10/19/21		Carbon tetrachloride	<	0.5	ug/L	
W-618	10/19/21		Chloroform	<	0.5	ug/L	
W-618	10/19/21		Dibromochloromethane	<	0.5	ug/L	
W-618	10/19/21		Tetrachloroethene		1.5	ug/L	
W-618	10/19/21		Trichloroethene	<	0.5	ug/L	
W-618	10/19/21		Trichlorofluoromethane	<	0.5	ug/L	
W-618	10/19/21		Trichlorotrifluoroethane		0.79	ug/L	
W-618	10/19/21		Vinyl chloride	<	0.5	ug/L	
W-618	10/19/21		cis-1,2-Dichloroethene	<	0.5	ug/L	
W-618	10/19/21		trans-1,2-Dichloroethene	<	0.5	ug/L	
W-619	9/15/21		1,1,1-Trichloroethane	<	0.5	ug/L	
W-619	9/15/21		1,1,2-Trichloroethane	<	0.5	ug/L	
W-619	9/15/21		1,1-Dichloroethane	<	0.5	ug/L	
W-619	9/15/21		1,1-Dichloroethene	<	0.5	ug/L	
W-619	9/15/21		1,2-Dichloroethane	<	0.5	ug/L	
W-619	9/15/21		Bromodichloromethane	<	0.5	ug/L	
W-619	9/15/21		Bromoform	<	0.5	ug/L	
W-619	9/15/21		Carbon tetrachloride	<	0.5	ug/L	
W-619	9/15/21		Chloroform	<	0.5	ug/L	
W-619	9/15/21		Dibromochloromethane	<	0.5	ug/L	
W-619	9/15/21		Tetrachloroethene	<	0.5	ug/L	
W-619	9/15/21		Trichloroethene	<	0.5	ug/L	
W-619	9/15/21		Trichlorofluoromethane	<	0.5	ug/L	
W-619	9/15/21		Trichlorotrifluoroethane	<	0.5	ug/L	
W-619	9/15/21		Vinyl chloride	<	0.5	ug/L	
W-619	9/15/21		cis-1,2-Dichloroethene	<	0.5	ug/L	
W-619	9/15/21		trans-1,2-Dichloroethene	<	0.5	ug/L	
W-620	1/13/21		1,1,1-Trichloroethane	<	0.5	ug/L	
W-620	1/13/21		1,1,2-Trichloroethane	<	0.5	ug/L	
W-620	1/13/21		1,1-Dichloroethane	<	0.5	ug/L	
W-620	1/13/21		1,1-Dichloroethene		0.73	ug/L	
W-620	1/13/21		1,2-Dichloroethane	<	0.5	ug/L	
W-620	1/13/21		Bromodichloromethane	<	0.5	ug/L	
W-620	1/13/21		Bromoform	<	0.5	ug/L	
W-620	1/13/21		Carbon tetrachloride	<	0.5	ug/L	
W-620	1/13/21		Chloroform		0.66	ug/L	
W-620	1/13/21		Chromium		0.013	mg/L	
W-620	1/13/21		Dibromochloromethane	<	0.5	ug/L	
W-620	1/13/21		Tetrachloroethene		0.8	ug/L	
W-620	1/13/21		Trichloroethene		2.4	ug/L	
W-620	1/13/21		Trichlorofluoromethane	<	0.5	ug/L	
W-620	1/13/21		Trichlorotrifluoroethane		1.2	ug/L	
W-620	1/13/21		Vinyl chloride	<	0.5	ug/L	
W-620	1/13/21		cis-1,2-Dichloroethene	<	0.5	ug/L	
W-620	1/13/21		trans-1,2-Dichloroethene	<	0.5	ug/L	
W-620	4/14/21		1,1,1-Trichloroethane	<	0.5	ug/L	
W-620	4/14/21		1,1,2-Trichloroethane	<	0.5	ug/L	
W-620	4/14/21		1,1-Dichloroethane	<	0.5	ug/L	
W-620	4/14/21		1,1-Dichloroethene		0.9	ug/L	
W-620	4/14/21		1,2-Dichloroethane	<	0.5	ug/L	
W-620	4/14/21		Bromodichloromethane	<	0.5	ug/L	
W-620	4/14/21		Bromoform	<	0.5	ug/L	
W-620	4/14/21		Carbon tetrachloride	<	0.5	ug/L	
W-620	4/14/21		Chloroform		0.61	ug/L	
W-620	4/14/21		Dibromochloromethane	<	0.5	ug/L	
W-620	4/14/21		Tetrachloroethene		0.71	ug/L	
W-620	4/14/21		Trichloroethene		2.1	ug/L	
W-620	4/14/21		Trichlorofluoromethane	<	0.5	ug/L	
W-620	4/14/21		Trichlorotrifluoroethane		0.94	ug/L	

Attachment 2. Table 1. Groundwater analytical data, Livermore Site, 2021.

Well	Date	Sample Type	Parameter	LOS Indicator	Result	Units	QA Flag
W-620	4/14/21		Vinyl chloride	<	0.5	ug/L	
W-620	4/14/21		cis-1,2-Dichloroethene	<	0.5	ug/L	
W-620	4/14/21		trans-1,2-Dichloroethene	<	0.5	ug/L	
W-620	7/15/21		1,1,1-Trichloroethane	<	0.5	ug/L	
W-620	7/15/21		1,1,2-Trichloroethane	<	0.5	ug/L	
W-620	7/15/21		1,1-Dichloroethane	<	0.5	ug/L	
W-620	7/15/21		1,1-Dichloroethene		0.83	ug/L	
W-620	7/15/21		1,2-Dichloroethane	<	0.5	ug/L	
W-620	7/15/21		Bromodichloromethane	<	0.5	ug/L	
W-620	7/15/21		Bromoform	<	0.5	ug/L	
W-620	7/15/21		Carbon tetrachloride	<	0.5	ug/L	
W-620	7/15/21		Chloroform		0.67	ug/L	
W-620	7/15/21		Chromium		0.0093	mg/L	
W-620	7/15/21		Dibromochloromethane	<	0.5	ug/L	
W-620	7/15/21		Tetrachloroethene		0.76	ug/L	
W-620	7/15/21		Trichloroethene		2.1	ug/L	
W-620	7/15/21		Trichlorofluoromethane	<	0.5	ug/L	
W-620	7/15/21		Trichlorotrifluoroethane		0.94	ug/L	
W-620	7/15/21		Vinyl chloride	<	0.5	ug/L	
W-620	7/15/21		cis-1,2-Dichloroethene	<	0.5	ug/L	
W-620	7/15/21		trans-1,2-Dichloroethene	<	0.5	ug/L	
W-620	10/19/21		1,1,1-Trichloroethane	<	0.5	ug/L	
W-620	10/19/21		1,1,2-Trichloroethane	<	0.5	ug/L	
W-620	10/19/21		1,1-Dichloroethane	<	0.5	ug/L	
W-620	10/19/21		1,1-Dichloroethene		1	ug/L	
W-620	10/19/21		1,2-Dichloroethane	<	0.5	ug/L	
W-620	10/19/21		Bromodichloromethane	<	0.5	ug/L	
W-620	10/19/21		Bromoform	<	0.5	ug/L	
W-620	10/19/21		Carbon tetrachloride	<	0.5	ug/L	
W-620	10/19/21		Chloroform		0.82	ug/L	
W-620	10/19/21		Dibromochloromethane	<	0.5	ug/L	
W-620	10/19/21		Tetrachloroethene		0.69	ug/L	
W-620	10/19/21		Trichloroethene		2.3	ug/L	
W-620	10/19/21		Trichlorofluoromethane	<	0.5	ug/L	
W-620	10/19/21		Trichlorotrifluoroethane		0.92	ug/L	
W-620	10/19/21		Vinyl chloride	<	0.5	ug/L	
W-620	10/19/21		cis-1,2-Dichloroethene	<	0.5	ug/L	
W-620	10/19/21		trans-1,2-Dichloroethene	<	0.5	ug/L	
W-621	1/13/21		1,1,1-Trichloroethane	<	0.5	ug/L	
W-621	1/13/21		1,1,2-Trichloroethane	<	0.5	ug/L	
W-621	1/13/21		1,1-Dichloroethane	<	0.5	ug/L	
W-621	1/13/21		1,1-Dichloroethene	<	0.5	ug/L	
W-621	1/13/21		1,2-Dichloroethane	<	0.5	ug/L	
W-621	1/13/21		Bromodichloromethane	<	0.5	ug/L	
W-621	1/13/21		Bromoform	<	0.5	ug/L	
W-621	1/13/21		Carbon tetrachloride	<	0.5	ug/L	
W-621	1/13/21		Chloroform	<	0.5	ug/L	
W-621	1/13/21		Chromium		0.013	mg/L	
W-621	1/13/21		Dibromochloromethane	<	0.5	ug/L	
W-621	1/13/21		Tetrachloroethene	<	0.5	ug/L	
W-621	1/13/21		Trichloroethene		1.6	ug/L	
W-621	1/13/21		Trichlorofluoromethane	<	0.5	ug/L	
W-621	1/13/21		Trichlorotrifluoroethane		1	ug/L	
W-621	1/13/21		Vinyl chloride	<	0.5	ug/L	
W-621	1/13/21		cis-1,2-Dichloroethene	<	0.5	ug/L	
W-621	1/13/21		trans-1,2-Dichloroethene	<	0.5	ug/L	
W-621	4/14/21		1,1,1-Trichloroethane	<	0.5	ug/L	
W-621	4/14/21		1,1,2-Trichloroethane	<	0.5	ug/L	
W-621	4/14/21		1,1-Dichloroethane	<	0.5	ug/L	
W-621	4/14/21		1,1-Dichloroethene	<	0.5	ug/L	

Attachment 2. Table 1. Groundwater analytical data, Livermore Site, 2021.

Well	Date	Sample Type	Parameter	LOS Indicator	Result	Units	QA Flag
W-621	4/14/21		1,2-Dichloroethane	<	0.5	ug/L	
W-621	4/14/21		Bromodichloromethane	<	0.5	ug/L	
W-621	4/14/21		Bromoform	<	0.5	ug/L	
W-621	4/14/21		Carbon tetrachloride	<	0.5	ug/L	
W-621	4/14/21		Chloroform	<	0.5	ug/L	
W-621	4/14/21		Dibromochloromethane	<	0.5	ug/L	
W-621	4/14/21		Tetrachloroethene	<	0.5	ug/L	
W-621	4/14/21		Trichloroethene		1.5	ug/L	
W-621	4/14/21		Trichlorofluoromethane	<	0.5	ug/L	
W-621	4/14/21		Trichlorotrifluoroethane		0.98	ug/L	
W-621	4/14/21		Vinyl chloride	<	0.5	ug/L	
W-621	4/14/21		cis-1,2-Dichloroethene	<	0.5	ug/L	
W-621	4/14/21		trans-1,2-Dichloroethene	<	0.5	ug/L	
W-621	7/15/21		1,1,1-Trichloroethane	<	0.5	ug/L	
W-621	7/15/21		1,1,2-Trichloroethane	<	0.5	ug/L	
W-621	7/15/21		1,1-Dichloroethane	<	0.5	ug/L	
W-621	7/15/21		1,1-Dichloroethene	<	0.5	ug/L	
W-621	7/15/21		1,2-Dichloroethane	<	0.5	ug/L	
W-621	7/15/21		Bromodichloromethane	<	0.5	ug/L	
W-621	7/15/21		Bromoform	<	0.5	ug/L	
W-621	7/15/21		Carbon tetrachloride	<	0.5	ug/L	
W-621	7/15/21		Chloroform	<	0.5	ug/L	
W-621	7/15/21		Chromium		0.0088	mg/L	
W-621	7/15/21		Dibromochloromethane	<	0.5	ug/L	
W-621	7/15/21		Tetrachloroethene	<	0.5	ug/L	
W-621	7/15/21		Trichloroethene		1.2	ug/L	
W-621	7/15/21		Trichlorofluoromethane	<	0.5	ug/L	
W-621	7/15/21		Trichlorotrifluoroethane		0.66	ug/L	
W-621	7/15/21		Vinyl chloride	<	0.5	ug/L	
W-621	7/15/21		cis-1,2-Dichloroethene	<	0.5	ug/L	
W-621	7/15/21		trans-1,2-Dichloroethene	<	0.5	ug/L	
W-621	10/19/21		1,1,1-Trichloroethane	<	0.5	ug/L	
W-621	10/19/21		1,1,2-Trichloroethane	<	0.5	ug/L	
W-621	10/19/21		1,1-Dichloroethane	<	0.5	ug/L	
W-621	10/19/21		1,1-Dichloroethene	<	0.5	ug/L	
W-621	10/19/21		1,2-Dichloroethane	<	0.5	ug/L	
W-621	10/19/21		Bromodichloromethane	<	0.5	ug/L	
W-621	10/19/21		Bromoform	<	0.5	ug/L	
W-621	10/19/21		Carbon tetrachloride	<	0.5	ug/L	
W-621	10/19/21		Chloroform	<	0.5	ug/L	
W-621	10/19/21		Dibromochloromethane	<	0.5	ug/L	
W-621	10/19/21		Tetrachloroethene	<	0.5	ug/L	
W-621	10/19/21		Trichloroethene		1.2	ug/L	
W-621	10/19/21		Trichlorofluoromethane	<	0.5	ug/L	
W-621	10/19/21		Trichlorotrifluoroethane		0.76	ug/L	
W-621	10/19/21		Vinyl chloride	<	0.5	ug/L	
W-621	10/19/21		cis-1,2-Dichloroethene	<	0.5	ug/L	
W-621	10/19/21		trans-1,2-Dichloroethene	<	0.5	ug/L	
W-651	3/8/21		1,1,1-Trichloroethane	<	0.5	ug/L	
W-651	3/8/21		1,1,2-Trichloroethane	<	0.5	ug/L	
W-651	3/8/21		1,1-Dichloroethane	<	0.5	ug/L	
W-651	3/8/21		1,1-Dichloroethene	<	0.5	ug/L	
W-651	3/8/21		1,2-Dichloroethane	<	0.5	ug/L	
W-651	3/8/21		Bromodichloromethane	<	0.5	ug/L	
W-651	3/8/21		Bromoform	<	0.5	ug/L	
W-651	3/8/21		Carbon tetrachloride	<	0.5	ug/L	
W-651	3/8/21		Chloroform	<	0.5	ug/L	
W-651	3/8/21		Dibromochloromethane	<	0.5	ug/L	
W-651	3/8/21		Tetrachloroethene		0.78	ug/L	
W-651	3/8/21		Trichloroethene	<	0.5	ug/L	

Attachment 2. Table 1. Groundwater analytical data, Livermore Site, 2021.

Well	Date	Sample Type	Parameter	LOS Indicator	Result	Units	QA Flag
W-651	3/8/21		Trichlorofluoromethane	<	0.5	ug/L	
W-651	3/8/21		Trichlorotrifluoroethane	<	0.5	ug/L	
W-651	3/8/21		Vinyl chloride	<	0.5	ug/L	
W-651	3/8/21		cis-1,2-Dichloroethene	<	0.5	ug/L	
W-651	3/8/21		trans-1,2-Dichloroethene	<	0.5	ug/L	
W-651	4/8/21		1,1,1-Trichloroethane	<	0.5	ug/L	
W-651	4/8/21		1,1,2-Trichloroethane	<	0.5	ug/L	
W-651	4/8/21		1,1-Dichloroethane	<	0.5	ug/L	
W-651	4/8/21		1,1-Dichloroethene	<	0.5	ug/L	
W-651	4/8/21		1,2-Dichloroethane	<	0.5	ug/L	
W-651	4/8/21		Bromodichloromethane	<	0.5	ug/L	
W-651	4/8/21		Bromoform	<	0.5	ug/L	
W-651	4/8/21		Carbon tetrachloride	<	0.5	ug/L	
W-651	4/8/21		Chloroform	<	0.5	ug/L	
W-651	4/8/21		Dibromochloromethane	<	0.5	ug/L	
W-651	4/8/21		Tetrachloroethene		0.91	ug/L	
W-651	4/8/21		Trichloroethene	<	0.5	ug/L	
W-651	4/8/21		Trichlorofluoromethane	<	0.5	ug/L	
W-651	4/8/21		Trichlorotrifluoroethane	<	0.5	ug/L	
W-651	4/8/21		Vinyl chloride	<	0.5	ug/L	
W-651	4/8/21		cis-1,2-Dichloroethene	<	0.5	ug/L	
W-651	4/8/21		trans-1,2-Dichloroethene	<	0.5	ug/L	
W-651	7/15/21		1,1,1-Trichloroethane	<	0.5	ug/L	
W-651	7/15/21		1,1,2-Trichloroethane	<	0.5	ug/L	
W-651	7/15/21		1,1-Dichloroethane	<	0.5	ug/L	
W-651	7/15/21		1,1-Dichloroethene	<	0.5	ug/L	
W-651	7/15/21		1,2-Dichloroethane	<	0.5	ug/L	
W-651	7/15/21		Bromodichloromethane	<	0.5	ug/L	
W-651	7/15/21		Bromoform	<	0.5	ug/L	
W-651	7/15/21		Carbon tetrachloride	<	0.5	ug/L	
W-651	7/15/21		Chloroform	<	0.5	ug/L	
W-651	7/15/21		Dibromochloromethane	<	0.5	ug/L	
W-651	7/15/21		Tetrachloroethene		0.77	ug/L	
W-651	7/15/21		Trichloroethene	<	0.5	ug/L	
W-651	7/15/21		Trichlorofluoromethane	<	0.5	ug/L	
W-651	7/15/21		Trichlorotrifluoroethane	<	0.5	ug/L	
W-651	7/15/21		Vinyl chloride	<	0.5	ug/L	
W-651	7/15/21		cis-1,2-Dichloroethene	<	0.5	ug/L	
W-651	7/15/21		trans-1,2-Dichloroethene	<	0.5	ug/L	
W-651	11/9/21		1,1,1-Trichloroethane	<	0.5	ug/L	
W-651	11/9/21		1,1,2-Trichloroethane	<	0.5	ug/L	
W-651	11/9/21		1,1-Dichloroethane	<	0.5	ug/L	
W-651	11/9/21		1,1-Dichloroethene	<	0.5	ug/L	
W-651	11/9/21		1,2-Dichloroethane	<	0.5	ug/L	
W-651	11/9/21		Bromodichloromethane	<	0.5	ug/L	
W-651	11/9/21		Bromoform	<	0.5	ug/L	
W-651	11/9/21		Carbon tetrachloride	<	0.5	ug/L	
W-651	11/9/21		Chloroform	<	0.5	ug/L	
W-651	11/9/21		Dibromochloromethane	<	0.5	ug/L	
W-651	11/9/21		Tetrachloroethene		0.77	ug/L	
W-651	11/9/21		Trichloroethene	<	0.5	ug/L	
W-651	11/9/21		Trichlorofluoromethane	<	0.5	ug/L	
W-651	11/9/21		Trichlorotrifluoroethane	<	0.5	ug/L	
W-651	11/9/21		Vinyl chloride	<	0.5	ug/L	
W-651	11/9/21		cis-1,2-Dichloroethene	<	0.5	ug/L	
W-651	11/9/21		trans-1,2-Dichloroethene	<	0.5	ug/L	
W-652	9/1/21		1,1,1-Trichloroethane	<	0.5	ug/L	
W-652	9/1/21		1,1,2-Trichloroethane	<	0.5	ug/L	
W-652	9/1/21		1,1-Dichloroethane	<	0.5	ug/L	
W-652	9/1/21		1,1-Dichloroethene	<	0.5	ug/L	

Attachment 2. Table 1. Groundwater analytical data, Livermore Site, 2021.

Well	Date	Sample Type	Parameter	LOS Indicator	Result	Units	QA Flag
W-652	9/1/21		1,2-Dichloroethane	<	0.5	ug/L	
W-652	9/1/21		Bromodichloromethane	<	0.5	ug/L	
W-652	9/1/21		Bromoform	<	0.5	ug/L	
W-652	9/1/21		Carbon tetrachloride	<	0.5	ug/L	
W-652	9/1/21		Chloroform	<	0.5	ug/L	
W-652	9/1/21		Dibromochloromethane	<	0.5	ug/L	
W-652	9/1/21		Tetrachloroethene	<	0.5	ug/L	
W-652	9/1/21		Trichloroethene	<	0.5	ug/L	
W-652	9/1/21		Trichlorofluoromethane	<	0.5	ug/L	
W-652	9/1/21		Trichlorotrifluoroethane	<	0.5	ug/L	
W-652	9/1/21		Vinyl chloride	<	0.5	ug/L	
W-652	9/1/21		cis-1,2-Dichloroethene	<	0.5	ug/L	
W-652	9/1/21		trans-1,2-Dichloroethene	<	0.5	ug/L	
W-653	1/12/21		1,1,1-Trichloroethane	<	0.5	ug/L	
W-653	1/12/21		1,1,2-Trichloroethane	<	0.5	ug/L	
W-653	1/12/21		1,1-Dichloroethane	<	0.5	ug/L	
W-653	1/12/21		1,1-Dichloroethene	<	0.5	ug/L	
W-653	1/12/21		1,2-Dichloroethane	<	0.5	ug/L	
W-653	1/12/21		Bromodichloromethane	<	0.5	ug/L	
W-653	1/12/21		Bromoform	<	0.5	ug/L	
W-653	1/12/21		Carbon tetrachloride		5.6	ug/L	
W-653	1/12/21		Chloroform		2	ug/L	
W-653	1/12/21		Dibromochloromethane	<	0.5	ug/L	
W-653	1/12/21		Tetrachloroethene	<	0.5	ug/L	
W-653	1/12/21		Trichloroethene		180	ug/L	D
W-653	1/12/21		Trichlorofluoromethane	<	0.5	ug/L	
W-653	1/12/21		Trichlorotrifluoroethane		0.8	ug/L	
W-653	1/12/21		Vinyl chloride	<	0.5	ug/L	
W-653	1/12/21		cis-1,2-Dichloroethene	<	0.5	ug/L	
W-653	1/12/21		trans-1,2-Dichloroethene	<	0.5	ug/L	
W-653	3/31/21		Tritium	<	100	pCi/L	
W-653	4/8/21		1,1,1-Trichloroethane	<	0.5	ug/L	
W-653	4/8/21		1,1,2-Trichloroethane	<	0.5	ug/L	
W-653	4/8/21		1,1-Dichloroethane	<	0.5	ug/L	
W-653	4/8/21		1,1-Dichloroethene	<	0.5	ug/L	
W-653	4/8/21		1,2-Dichloroethane	<	0.5	ug/L	
W-653	4/8/21		Bromodichloromethane	<	0.5	ug/L	
W-653	4/8/21		Bromoform	<	0.5	ug/L	
W-653	4/8/21		Carbon tetrachloride		6.4	ug/L	
W-653	4/8/21		Chloroform		2.4	ug/L	
W-653	4/8/21		Dibromochloromethane	<	0.5	ug/L	
W-653	4/8/21		Tetrachloroethene	<	0.5	ug/L	
W-653	4/8/21		Trichloroethene		180	ug/L	D
W-653	4/8/21		Trichlorofluoromethane	<	0.5	ug/L	
W-653	4/8/21		Trichlorotrifluoroethane		0.87	ug/L	
W-653	4/8/21		Vinyl chloride	<	0.5	ug/L	
W-653	4/8/21		cis-1,2-Dichloroethene	<	0.5	ug/L	
W-653	4/8/21		trans-1,2-Dichloroethene	<	0.5	ug/L	
W-653	7/13/21		1,1,1-Trichloroethane	<	0.5	ug/L	
W-653	7/13/21		1,1,2-Trichloroethane	<	0.5	ug/L	
W-653	7/13/21		1,1-Dichloroethane	<	0.5	ug/L	
W-653	7/13/21		1,1-Dichloroethene	<	0.5	ug/L	
W-653	7/13/21		1,2-Dichloroethane	<	0.5	ug/L	
W-653	7/13/21		Bromodichloromethane	<	0.5	ug/L	
W-653	7/13/21		Bromoform	<	0.5	ug/L	
W-653	7/13/21		Carbon tetrachloride		5	ug/L	
W-653	7/13/21		Chloroform		2	ug/L	
W-653	7/13/21		Dibromochloromethane	<	0.5	ug/L	
W-653	7/13/21		Tetrachloroethene	<	0.5	ug/L	
W-653	7/13/21		Trichloroethene		160	ug/L	D

Attachment 2. Table 1. Groundwater analytical data, Livermore Site, 2021.

Well	Date	Sample Type	Parameter	LOS Indicator	Result	Units	QA Flag
W-653	7/13/21		Trichlorofluoromethane	<	0.5	ug/L	
W-653	7/13/21		Trichlorotrifluoroethane		0.7	ug/L	
W-653	7/13/21		Vinyl chloride	<	0.5	ug/L	
W-653	7/13/21		cis-1,2-Dichloroethene	<	0.5	ug/L	
W-653	7/13/21		trans-1,2-Dichloroethene	<	0.5	ug/L	
W-653	10/5/21		1,1,1-Trichloroethane	<	0.5	ug/L	
W-653	10/5/21		1,1,2-Trichloroethane	<	0.5	ug/L	
W-653	10/5/21		1,1-Dichloroethane	<	0.5	ug/L	
W-653	10/5/21		1,1-Dichloroethene	<	0.5	ug/L	
W-653	10/5/21		1,2-Dichloroethane	<	0.5	ug/L	
W-653	10/5/21		Bromodichloromethane	<	0.5	ug/L	
W-653	10/5/21		Bromoform	<	0.5	ug/L	
W-653	10/5/21		Carbon tetrachloride		4.7	ug/L	
W-653	10/5/21		Chloroform		2.1	ug/L	
W-653	10/5/21		Dibromochloromethane	<	0.5	ug/L	
W-653	10/5/21		Tetrachloroethene	<	0.5	ug/L	
W-653	10/5/21		Trichloroethene		150	ug/L	D
W-653	10/5/21		Trichlorofluoromethane	<	0.5	ug/L	
W-653	10/5/21		Trichlorotrifluoroethane		0.76	ug/L	
W-653	10/5/21		Vinyl chloride	<	0.5	ug/L	
W-653	10/5/21		cis-1,2-Dichloroethene	<	0.5	ug/L	
W-653	10/5/21		trans-1,2-Dichloroethene	<	0.5	ug/L	
W-654	3/24/21		1,1,1-Trichloroethane	<	0.5	ug/L	
W-654	3/24/21		1,1,2-Trichloroethane	<	0.5	ug/L	
W-654	3/24/21		1,1-Dichloroethane		1	ug/L	
W-654	3/24/21		1,1-Dichloroethene		2.2	ug/L	
W-654	3/24/21		1,2-Dichloroethane	<	0.5	ug/L	
W-654	3/24/21		Bromodichloromethane	<	0.5	ug/L	
W-654	3/24/21		Bromoform	<	0.5	ug/L	
W-654	3/24/21		Carbon tetrachloride	<	0.5	ug/L	
W-654	3/24/21		Chloroform		0.9	ug/L	
W-654	3/24/21		Dibromochloromethane	<	0.5	ug/L	
W-654	3/24/21		Tetrachloroethene		6.5	ug/L	
W-654	3/24/21		Trichloroethene	<	0.5	ug/L	
W-654	3/24/21		Trichlorofluoromethane	<	0.5	ug/L	
W-654	3/24/21		Trichlorotrifluoroethane	<	0.5	ug/L	
W-654	3/24/21		Vinyl chloride	<	0.5	ug/L	
W-654	3/24/21		cis-1,2-Dichloroethene	<	0.5	ug/L	
W-654	3/24/21		trans-1,2-Dichloroethene	<	0.5	ug/L	
W-654	4/13/21		1,1,1-Trichloroethane	<	0.5	ug/L	
W-654	4/13/21		1,1,2-Trichloroethane	<	0.5	ug/L	
W-654	4/13/21		1,1-Dichloroethane		0.9	ug/L	
W-654	4/13/21		1,1-Dichloroethene		1.9	ug/L	
W-654	4/13/21		1,2-Dichloroethane	<	0.5	ug/L	
W-654	4/13/21		Bromodichloromethane	<	0.5	ug/L	
W-654	4/13/21		Bromoform	<	0.5	ug/L	
W-654	4/13/21		Carbon tetrachloride	<	0.5	ug/L	
W-654	4/13/21		Chloroform		0.85	ug/L	
W-654	4/13/21		Dibromochloromethane	<	0.5	ug/L	
W-654	4/13/21		Tetrachloroethene		5.4	ug/L	
W-654	4/13/21		Trichloroethene	<	0.5	ug/L	
W-654	4/13/21		Trichlorofluoromethane	<	0.5	ug/L	
W-654	4/13/21		Trichlorotrifluoroethane	<	0.5	ug/L	
W-654	4/13/21		Vinyl chloride	<	0.5	ug/L	
W-654	4/13/21		cis-1,2-Dichloroethene	<	0.5	ug/L	
W-654	4/13/21		trans-1,2-Dichloroethene	<	0.5	ug/L	
W-654	8/25/21		1,1,1-Trichloroethane	<	0.5	ug/L	
W-654	8/25/21		1,1,2-Trichloroethane	<	0.5	ug/L	
W-654	8/25/21		1,1-Dichloroethane		1.1	ug/L	
W-654	8/25/21		1,1-Dichloroethene		2.5	ug/L	

Attachment 2. Table 1. Groundwater analytical data, Livermore Site, 2021.

Well	Date	Sample Type	Parameter	LOS Indicator	Result	Units	QA Flag
W-654	8/25/21		1,2-Dichloroethane	<	0.5	ug/L	
W-654	8/25/21		Bromodichloromethane	<	0.5	ug/L	
W-654	8/25/21		Bromoform	<	0.5	ug/L	
W-654	8/25/21		Carbon tetrachloride	<	0.5	ug/L	
W-654	8/25/21		Chloroform		1.1	ug/L	
W-654	8/25/21		Dibromochloromethane	<	0.5	ug/L	
W-654	8/25/21		Tetrachloroethene		6.7	ug/L	
W-654	8/25/21		Trichloroethene	<	0.5	ug/L	
W-654	8/25/21		Trichlorofluoromethane	<	0.5	ug/L	
W-654	8/25/21		Trichlorotrifluoroethane	<	0.5	ug/L	
W-654	8/25/21		Vinyl chloride	<	0.5	ug/L	
W-654	8/25/21		cis-1,2-Dichloroethene	<	0.5	ug/L	
W-654	8/25/21		trans-1,2-Dichloroethene	<	0.5	ug/L	
W-654	10/20/21		1,1,1-Trichloroethane	<	0.5	ug/L	
W-654	10/20/21		1,1,2-Trichloroethane	<	0.5	ug/L	
W-654	10/20/21		1,1-Dichloroethane		1.3	ug/L	
W-654	10/20/21		1,1-Dichloroethene		3	ug/L	
W-654	10/20/21		1,2-Dichloroethane	<	0.5	ug/L	
W-654	10/20/21		Bromodichloromethane	<	0.5	ug/L	
W-654	10/20/21		Bromoform	<	0.5	ug/L	
W-654	10/20/21		Carbon tetrachloride	<	0.5	ug/L	
W-654	10/20/21		Chloroform		1.3	ug/L	
W-654	10/20/21		Dibromochloromethane	<	0.5	ug/L	
W-654	10/20/21		Tetrachloroethene		6.1	ug/L	
W-654	10/20/21		Trichloroethene	<	0.5	ug/L	
W-654	10/20/21		Trichlorofluoromethane	<	0.5	ug/L	
W-654	10/20/21		Trichlorotrifluoroethane	<	0.5	ug/L	
W-654	10/20/21		Vinyl chloride	<	0.5	ug/L	
W-654	10/20/21		cis-1,2-Dichloroethene	<	0.5	ug/L	
W-654	10/20/21		trans-1,2-Dichloroethene	<	0.5	ug/L	
W-654	10/20/21	DUP	1,1,1-Trichloroethane	<	0.5	ug/L	
W-654	10/20/21	DUP	1,1,2-Trichloroethane	<	0.5	ug/L	
W-654	10/20/21	DUP	1,1-Dichloroethane		1.2	ug/L	
W-654	10/20/21	DUP	1,1-Dichloroethene		3	ug/L	
W-654	10/20/21	DUP	1,2-Dichloroethane	<	0.5	ug/L	
W-654	10/20/21	DUP	Bromodichloromethane	<	0.5	ug/L	
W-654	10/20/21	DUP	Bromoform	<	0.5	ug/L	
W-654	10/20/21	DUP	Carbon tetrachloride	<	0.5	ug/L	
W-654	10/20/21	DUP	Chloroform		1.2	ug/L	
W-654	10/20/21	DUP	Dibromochloromethane	<	0.5	ug/L	
W-654	10/20/21	DUP	Tetrachloroethene		6	ug/L	
W-654	10/20/21	DUP	Trichloroethene	<	0.5	ug/L	
W-654	10/20/21	DUP	Trichlorofluoromethane	<	0.5	ug/L	
W-654	10/20/21	DUP	Trichlorotrifluoroethane	<	0.5	ug/L	
W-654	10/20/21	DUP	Vinyl chloride	<	0.5	ug/L	
W-654	10/20/21	DUP	cis-1,2-Dichloroethene	<	0.5	ug/L	
W-654	10/20/21	DUP	trans-1,2-Dichloroethene	<	0.5	ug/L	
W-655	1/13/21		1,1,1-Trichloroethane	<	0.5	ug/L	
W-655	1/13/21		1,1,2-Trichloroethane	<	0.5	ug/L	
W-655	1/13/21		1,1-Dichloroethane	<	0.5	ug/L	
W-655	1/13/21		1,1-Dichloroethene	<	0.5	ug/L	
W-655	1/13/21		1,2-Dichloroethane	<	0.5	ug/L	
W-655	1/13/21		Bromodichloromethane	<	0.5	ug/L	
W-655	1/13/21		Bromoform	<	0.5	ug/L	
W-655	1/13/21		Carbon tetrachloride	<	0.5	ug/L	
W-655	1/13/21		Chloroform	<	0.5	ug/L	
W-655	1/13/21		Chromium		0.017	mg/L	
W-655	1/13/21		Dibromochloromethane	<	0.5	ug/L	
W-655	1/13/21		Tetrachloroethene	<	0.5	ug/L	
W-655	1/13/21		Trichloroethene		0.65	ug/L	

Attachment 2. Table 1. Groundwater analytical data, Livermore Site, 2021.

Well	Date	Sample Type	Parameter	LOS Indicator	Result	Units	QA Flag
W-655	1/13/21		Trichlorofluoromethane	<	0.5	ug/L	
W-655	1/13/21		Trichlorotrifluoroethane		5.9	ug/L	
W-655	1/13/21		Vinyl chloride	<	0.5	ug/L	
W-655	1/13/21		cis-1,2-Dichloroethene	<	0.5	ug/L	
W-655	1/13/21		trans-1,2-Dichloroethene	<	0.5	ug/L	
W-655	4/14/21		1,1,1-Trichloroethane	<	0.5	ug/L	
W-655	4/14/21		1,1,2-Trichloroethane	<	0.5	ug/L	
W-655	4/14/21		1,1-Dichloroethane	<	0.5	ug/L	
W-655	4/14/21		1,1-Dichloroethene	<	0.5	ug/L	
W-655	4/14/21		1,2-Dichloroethane	<	0.5	ug/L	
W-655	4/14/21		Bromodichloromethane	<	0.5	ug/L	
W-655	4/14/21		Bromoform	<	0.5	ug/L	
W-655	4/14/21		Carbon tetrachloride	<	0.5	ug/L	
W-655	4/14/21		Chloroform	<	0.5	ug/L	
W-655	4/14/21		Dibromochloromethane	<	0.5	ug/L	
W-655	4/14/21		Tetrachloroethene	<	0.5	ug/L	
W-655	4/14/21		Trichloroethene		0.62	ug/L	
W-655	4/14/21		Trichlorofluoromethane	<	0.5	ug/L	
W-655	4/14/21		Trichlorotrifluoroethane		5.5	ug/L	
W-655	4/14/21		Vinyl chloride	<	0.5	ug/L	
W-655	4/14/21		cis-1,2-Dichloroethene	<	0.5	ug/L	
W-655	4/14/21		trans-1,2-Dichloroethene	<	0.5	ug/L	
W-655	7/15/21		1,1,1-Trichloroethane	<	0.5	ug/L	
W-655	7/15/21		1,1,2-Trichloroethane	<	0.5	ug/L	
W-655	7/15/21		1,1-Dichloroethane	<	0.5	ug/L	
W-655	7/15/21		1,1-Dichloroethene	<	0.5	ug/L	
W-655	7/15/21		1,2-Dichloroethane	<	0.5	ug/L	
W-655	7/15/21		Bromodichloromethane	<	0.5	ug/L	
W-655	7/15/21		Bromoform	<	0.5	ug/L	
W-655	7/15/21		Carbon tetrachloride	<	0.5	ug/L	
W-655	7/15/21		Chloroform	<	0.5	ug/L	
W-655	7/15/21		Chromium		0.014	mg/L	
W-655	7/15/21		Dibromochloromethane	<	0.5	ug/L	
W-655	7/15/21		Tetrachloroethene	<	0.5	ug/L	
W-655	7/15/21		Trichloroethene		0.57	ug/L	
W-655	7/15/21		Trichlorofluoromethane	<	0.5	ug/L	
W-655	7/15/21		Trichlorotrifluoroethane		5.6	ug/L	
W-655	7/15/21		Vinyl chloride	<	0.5	ug/L	
W-655	7/15/21		cis-1,2-Dichloroethene	<	0.5	ug/L	
W-655	7/15/21		trans-1,2-Dichloroethene	<	0.5	ug/L	
W-655	10/19/21		1,1,1-Trichloroethane	<	0.5	ug/L	
W-655	10/19/21		1,1,2-Trichloroethane	<	0.5	ug/L	
W-655	10/19/21		1,1-Dichloroethane	<	0.5	ug/L	
W-655	10/19/21		1,1-Dichloroethene	<	0.5	ug/L	
W-655	10/19/21		1,2-Dichloroethane	<	0.5	ug/L	
W-655	10/19/21		Bromodichloromethane	<	0.5	ug/L	
W-655	10/19/21		Bromoform	<	0.5	ug/L	
W-655	10/19/21		Carbon tetrachloride	<	0.5	ug/L	
W-655	10/19/21		Chloroform	<	0.5	ug/L	
W-655	10/19/21		Dibromochloromethane	<	0.5	ug/L	
W-655	10/19/21		Tetrachloroethene	<	0.5	ug/L	
W-655	10/19/21		Trichloroethene		0.58	ug/L	
W-655	10/19/21		Trichlorofluoromethane	<	0.5	ug/L	
W-655	10/19/21		Trichlorotrifluoroethane		7.2	ug/L	
W-655	10/19/21		Vinyl chloride	<	0.5	ug/L	
W-655	10/19/21		cis-1,2-Dichloroethene	<	0.5	ug/L	
W-655	10/19/21		trans-1,2-Dichloroethene	<	0.5	ug/L	
W-701	3/16/21		1,1,1-Trichloroethane	<	0.5	ug/L	
W-701	3/16/21		1,1,2-Trichloroethane	<	0.5	ug/L	
W-701	3/16/21		1,1-Dichloroethane	<	0.5	ug/L	

Attachment 2. Table 1. Groundwater analytical data, Livermore Site, 2021.

Well	Date	Sample Type	Parameter	LOS Indicator	Result	Units	QA Flag
W-701	3/16/21		1,1-Dichloroethene		0.55	ug/L	
W-701	3/16/21		1,2-Dichloroethane	<	0.5	ug/L	
W-701	3/16/21		Bromodichloromethane	<	0.5	ug/L	
W-701	3/16/21		Bromoform	<	0.5	ug/L	
W-701	3/16/21		Carbon tetrachloride	<	0.5	ug/L	
W-701	3/16/21		Chloroform		1.2	ug/L	
W-701	3/16/21		Chromium		0.015	mg/L	
W-701	3/16/21		Dibromochloromethane	<	0.5	ug/L	
W-701	3/16/21		Tetrachloroethene		1.2	ug/L	
W-701	3/16/21		Trichloroethene		22	ug/L	
W-701	3/16/21		Trichlorofluoromethane	<	0.5	ug/L	
W-701	3/16/21		Trichlorotrifluoroethane		13	ug/L	
W-701	3/16/21		Vinyl chloride	<	0.5	ug/L	
W-701	3/16/21		cis-1,2-Dichloroethene	<	0.5	ug/L	
W-701	3/16/21		trans-1,2-Dichloroethene	<	0.5	ug/L	
W-701	6/3/21		1,1,1-Trichloroethane	<	0.5	ug/L	
W-701	6/3/21		1,1,2-Trichloroethane	<	0.5	ug/L	
W-701	6/3/21		1,1-Dichloroethane	<	0.5	ug/L	
W-701	6/3/21		1,1-Dichloroethene		0.7	ug/L	
W-701	6/3/21		1,2-Dichloroethane	<	0.5	ug/L	
W-701	6/3/21		Bromodichloromethane	<	0.5	ug/L	
W-701	6/3/21		Bromoform	<	0.5	ug/L	
W-701	6/3/21		Carbon tetrachloride	<	0.5	ug/L	
W-701	6/3/21		Chloroform		1.1	ug/L	
W-701	6/3/21		Dibromochloromethane	<	0.5	ug/L	
W-701	6/3/21		Tetrachloroethene		1.6	ug/L	
W-701	6/3/21		Trichloroethene		17	ug/L	
W-701	6/3/21		Trichlorofluoromethane	<	0.5	ug/L	
W-701	6/3/21		Trichlorotrifluoroethane		10	ug/L	
W-701	6/3/21		Vinyl chloride	<	0.5	ug/L	
W-701	6/3/21		cis-1,2-Dichloroethene	<	0.5	ug/L	
W-701	6/3/21		trans-1,2-Dichloroethene	<	0.5	ug/L	
W-701	7/12/21		1,1,1-Trichloroethane	<	0.5	ug/L	
W-701	7/12/21		1,1,2-Trichloroethane	<	0.5	ug/L	
W-701	7/12/21		1,1-Dichloroethane	<	0.5	ug/L	
W-701	7/12/21		1,1-Dichloroethene		0.72	ug/L	
W-701	7/12/21		1,2-Dichloroethane	<	0.5	ug/L	
W-701	7/12/21		Bromodichloromethane	<	0.5	ug/L	
W-701	7/12/21		Bromoform	<	0.5	ug/L	
W-701	7/12/21		Carbon tetrachloride	<	0.5	ug/L	
W-701	7/12/21		Chloroform		1.2	ug/L	
W-701	7/12/21		Chromium		0.013	mg/L	
W-701	7/12/21		Dibromochloromethane	<	0.5	ug/L	
W-701	7/12/21		Tetrachloroethene		1.9	ug/L	
W-701	7/12/21		Trichloroethene		18	ug/L	
W-701	7/12/21		Trichlorofluoromethane	<	0.5	ug/L	
W-701	7/12/21		Trichlorotrifluoroethane		11	ug/L	
W-701	7/12/21		Vinyl chloride	<	0.5	ug/L	
W-701	7/12/21		cis-1,2-Dichloroethene	<	0.5	ug/L	
W-701	7/12/21		trans-1,2-Dichloroethene	<	0.5	ug/L	
W-701	10/5/21		1,1,1-Trichloroethane	<	0.5	ug/L	
W-701	10/5/21		1,1,2-Trichloroethane	<	0.5	ug/L	
W-701	10/5/21		1,1-Dichloroethane	<	0.5	ug/L	
W-701	10/5/21		1,1-Dichloroethene		0.79	ug/L	
W-701	10/5/21		1,2-Dichloroethane	<	0.5	ug/L	
W-701	10/5/21		Bromodichloromethane	<	0.5	ug/L	
W-701	10/5/21		Bromoform	<	0.5	ug/L	
W-701	10/5/21		Carbon tetrachloride	<	0.5	ug/L	
W-701	10/5/21		Chloroform		1.5	ug/L	
W-701	10/5/21		Dibromochloromethane	<	0.5	ug/L	

Attachment 2. Table 1. Groundwater analytical data, Livermore Site, 2021.

Well	Date	Sample Type	Parameter	LOS Indicator	Result	Units	QA Flag
W-701	10/5/21		Tetrachloroethene		2.1	ug/L	
W-701	10/5/21		Trichloroethene		18	ug/L	
W-701	10/5/21		Trichlorofluoromethane	<	0.5	ug/L	
W-701	10/5/21		Trichlorotrifluoroethane		11	ug/L	
W-701	10/5/21		Vinyl chloride	<	0.5	ug/L	
W-701	10/5/21		cis-1,2-Dichloroethene	<	0.5	ug/L	
W-701	10/5/21		trans-1,2-Dichloroethene	<	0.5	ug/L	
W-702	4/14/21		1,1,1-Trichloroethane	<	0.5	ug/L	
W-702	4/14/21		1,1,2-Trichloroethane	<	0.5	ug/L	
W-702	4/14/21		1,1-Dichloroethane	<	0.5	ug/L	
W-702	4/14/21		1,1-Dichloroethene	<	0.5	ug/L	
W-702	4/14/21		1,2-Dichloroethane	<	0.5	ug/L	
W-702	4/14/21		Bromodichloromethane	<	0.5	ug/L	
W-702	4/14/21		Bromoform	<	0.5	ug/L	
W-702	4/14/21		Carbon tetrachloride	<	0.5	ug/L	
W-702	4/14/21		Chloroform	<	0.5	ug/L	
W-702	4/14/21		Dibromochloromethane	<	0.5	ug/L	
W-702	4/14/21		Tetrachloroethene		2.1	ug/L	
W-702	4/14/21		Trichloroethene		2.2	ug/L	
W-702	4/14/21		Trichlorofluoromethane	<	0.5	ug/L	
W-702	4/14/21		Trichlorotrifluoroethane		0.99	ug/L	
W-702	4/14/21		Vinyl chloride	<	0.5	ug/L	
W-702	4/14/21		cis-1,2-Dichloroethene	<	0.5	ug/L	
W-702	4/14/21		trans-1,2-Dichloroethene	<	0.5	ug/L	
W-703	10/20/21		1,1,1-Trichloroethane	<	0.5	ug/L	
W-703	10/20/21		1,1,2-Trichloroethane	<	0.5	ug/L	
W-703	10/20/21		1,1-Dichloroethane	<	0.5	ug/L	
W-703	10/20/21		1,1-Dichloroethene	<	0.5	ug/L	
W-703	10/20/21		1,2-Dichloroethane	<	0.5	ug/L	
W-703	10/20/21		Bromodichloromethane	<	0.5	ug/L	
W-703	10/20/21		Bromoform	<	0.5	ug/L	
W-703	10/20/21		Carbon tetrachloride	<	0.5	ug/L	
W-703	10/20/21		Chloroform	<	0.5	ug/L	
W-703	10/20/21		Dibromochloromethane	<	0.5	ug/L	
W-703	10/20/21		Tetrachloroethene	<	0.5	ug/L	
W-703	10/20/21		Trichloroethene	<	0.5	ug/L	
W-703	10/20/21		Trichlorofluoromethane	<	0.5	ug/L	
W-703	10/20/21		Trichlorotrifluoroethane	<	0.5	ug/L	
W-703	10/20/21		Vinyl chloride	<	0.5	ug/L	
W-703	10/20/21		cis-1,2-Dichloroethene	<	0.5	ug/L	
W-703	10/20/21		trans-1,2-Dichloroethene	<	0.5	ug/L	
W-704	1/13/21		1,1,1-Trichloroethane	<	0.5	ug/L	
W-704	1/13/21		1,1,2-Trichloroethane	<	0.5	ug/L	
W-704	1/13/21		1,1-Dichloroethane	<	0.5	ug/L	
W-704	1/13/21		1,1-Dichloroethene		1.4	ug/L	
W-704	1/13/21		1,2-Dichloroethane	<	0.5	ug/L	
W-704	1/13/21		Bromodichloromethane	<	0.5	ug/L	
W-704	1/13/21		Bromoform	<	0.5	ug/L	
W-704	1/13/21		Carbon tetrachloride	<	0.5	ug/L	
W-704	1/13/21		Chloroform		3.5	ug/L	
W-704	1/13/21		Chromium		0.016	mg/L	
W-704	1/13/21		Dibromochloromethane	<	0.5	ug/L	
W-704	1/13/21		Tetrachloroethene		2	ug/L	
W-704	1/13/21		Trichloroethene		15	ug/L	
W-704	1/13/21		Trichlorofluoromethane	<	0.5	ug/L	
W-704	1/13/21		Trichlorotrifluoroethane		3.8	ug/L	
W-704	1/13/21		Vinyl chloride	<	0.5	ug/L	
W-704	1/13/21		cis-1,2-Dichloroethene	<	0.5	ug/L	
W-704	1/13/21		trans-1,2-Dichloroethene	<	0.5	ug/L	
W-704	4/14/21		1,1,1-Trichloroethane	<	0.5	ug/L	

Attachment 2. Table 1. Groundwater analytical data, Livermore Site, 2021.

Well	Date	Sample Type	Parameter	LOS Indicator	Result	Units	QA Flag
W-704	4/14/21		1,1,2-Trichloroethane	<	0.5	ug/L	
W-704	4/14/21		1,1-Dichloroethane	<	0.5	ug/L	
W-704	4/14/21		1,1-Dichloroethene		1.7	ug/L	
W-704	4/14/21		1,2-Dichloroethane	<	0.5	ug/L	
W-704	4/14/21		Bromodichloromethane	<	0.5	ug/L	
W-704	4/14/21		Bromoform	<	0.5	ug/L	
W-704	4/14/21		Carbon tetrachloride		0.52	ug/L	
W-704	4/14/21		Chloroform		4.3	ug/L	
W-704	4/14/21		Dibromochloromethane	<	0.5	ug/L	
W-704	4/14/21		Tetrachloroethene		2.3	ug/L	
W-704	4/14/21		Trichloroethene		16	ug/L	
W-704	4/14/21		Trichlorofluoromethane	<	0.5	ug/L	
W-704	4/14/21		Trichlorotrifluoroethane		4.2	ug/L	
W-704	4/14/21		Vinyl chloride	<	0.5	ug/L	
W-704	4/14/21		cis-1,2-Dichloroethene	<	0.5	ug/L	
W-704	4/14/21		trans-1,2-Dichloroethene	<	0.5	ug/L	
W-704	7/15/21		1,1,1-Trichloroethane	<	0.5	ug/L	
W-704	7/15/21		1,1,2-Trichloroethane	<	0.5	ug/L	
W-704	7/15/21		1,1-Dichloroethane	<	0.5	ug/L	
W-704	7/15/21		1,1-Dichloroethene		1.4	ug/L	
W-704	7/15/21		1,2-Dichloroethane	<	0.5	ug/L	
W-704	7/15/21		Bromodichloromethane	<	0.5	ug/L	
W-704	7/15/21		Bromoform	<	0.5	ug/L	
W-704	7/15/21		Carbon tetrachloride	<	0.5	ug/L	
W-704	7/15/21		Chloroform		3.8	ug/L	
W-704	7/15/21		Chromium		0.013	mg/L	
W-704	7/15/21		Dibromochloromethane	<	0.5	ug/L	
W-704	7/15/21		Tetrachloroethene		2	ug/L	
W-704	7/15/21		Trichloroethene		14	ug/L	
W-704	7/15/21		Trichlorofluoromethane	<	0.5	ug/L	
W-704	7/15/21		Trichlorotrifluoroethane		3.8	ug/L	
W-704	7/15/21		Vinyl chloride	<	0.5	ug/L	
W-704	7/15/21		cis-1,2-Dichloroethene	<	0.5	ug/L	
W-704	7/15/21		trans-1,2-Dichloroethene	<	0.5	ug/L	
W-705	3/8/21		1,1,1-Trichloroethane	<	0.5	ug/L	
W-705	3/8/21		1,1,2-Trichloroethane	<	0.5	ug/L	
W-705	3/8/21		1,1-Dichloroethane	<	0.5	ug/L	
W-705	3/8/21		1,1-Dichloroethene	<	0.5	ug/L	
W-705	3/8/21		1,2-Dichloroethane	<	0.5	ug/L	
W-705	3/8/21		Bromodichloromethane	<	0.5	ug/L	
W-705	3/8/21		Bromoform	<	0.5	ug/L	
W-705	3/8/21		Carbon tetrachloride	<	0.5	ug/L	
W-705	3/8/21		Chloroform	<	0.5	ug/L	
W-705	3/8/21		Dibromochloromethane	<	0.5	ug/L	
W-705	3/8/21		Tetrachloroethene	<	0.5	ug/L	
W-705	3/8/21		Trichloroethene	<	0.5	ug/L	
W-705	3/8/21		Trichlorofluoromethane	<	0.5	ug/L	
W-705	3/8/21		Trichlorotrifluoroethane	<	0.5	ug/L	
W-705	3/8/21		Vinyl chloride	<	0.5	ug/L	
W-705	3/8/21		cis-1,2-Dichloroethene	<	0.5	ug/L	
W-705	3/8/21		trans-1,2-Dichloroethene	<	0.5	ug/L	
W-706	10/11/21		1,1,1-Trichloroethane	<	0.5	ug/L	
W-706	10/11/21		1,1,2-Trichloroethane	<	0.5	ug/L	
W-706	10/11/21		1,1-Dichloroethane	<	0.5	ug/L	
W-706	10/11/21		1,1-Dichloroethene	<	0.5	ug/L	
W-706	10/11/21		1,2-Dichloroethane	<	0.5	ug/L	
W-706	10/11/21		Bromodichloromethane	<	0.5	ug/L	
W-706	10/11/21		Bromoform	<	0.5	ug/L	
W-706	10/11/21		Carbon tetrachloride	<	0.5	ug/L	
W-706	10/11/21		Chloroform	<	0.5	ug/L	

Attachment 2. Table 1. Groundwater analytical data, Livermore Site, 2021.

Well	Date	Sample Type	Parameter	LOS Indicator	Result	Units	QA Flag
W-706	10/11/21		Dibromochloromethane	<	0.5	ug/L	
W-706	10/11/21		Tetrachloroethene	<	0.5	ug/L	
W-706	10/11/21		Trichloroethene	<	0.5	ug/L	
W-706	10/11/21		Trichlorofluoromethane	<	0.5	ug/L	
W-706	10/11/21		Trichlorotrifluoroethane		5.5	ug/L	
W-706	10/11/21		Vinyl chloride	<	0.5	ug/L	
W-706	10/11/21		cis-1,2-Dichloroethene	<	0.5	ug/L	
W-706	10/11/21		trans-1,2-Dichloroethene	<	0.5	ug/L	
W-712	1/14/21		1,1,1-Trichloroethane	<	0.5	ug/L	
W-712	1/14/21		1,1,2-Trichloroethane	<	0.5	ug/L	
W-712	1/14/21		1,1-Dichloroethane		0.91	ug/L	
W-712	1/14/21		1,1-Dichloroethene		3.1	ug/L	
W-712	1/14/21		1,2-Dichloroethane	<	0.5	ug/L	
W-712	1/14/21		Bromodichloromethane	<	0.5	ug/L	
W-712	1/14/21		Bromoform	<	0.5	ug/L	
W-712	1/14/21		Carbon tetrachloride		3.2	ug/L	
W-712	1/14/21		Chloroform		3.6	ug/L	
W-712	1/14/21		Dibromochloromethane	<	0.5	ug/L	
W-712	1/14/21		Tetrachloroethene		1.8	ug/L	
W-712	1/14/21		Trichloroethene		4	ug/L	
W-712	1/14/21		Trichlorofluoromethane	<	0.5	ug/L	
W-712	1/14/21		Trichlorotrifluoroethane	<	0.5	ug/L	
W-712	1/14/21		Vinyl chloride	<	0.5	ug/L	
W-712	1/14/21		cis-1,2-Dichloroethene	<	0.5	ug/L	
W-712	1/14/21		trans-1,2-Dichloroethene	<	0.5	ug/L	
W-712	4/21/21		1,1,1-Trichloroethane	<	0.5	ug/L	
W-712	4/21/21		1,1,2-Trichloroethane	<	0.5	ug/L	
W-712	4/21/21		1,1-Dichloroethane		0.91	ug/L	
W-712	4/21/21		1,1-Dichloroethene		3	ug/L	
W-712	4/21/21		1,2-Dichloroethane	<	0.5	ug/L	
W-712	4/21/21		Bromodichloromethane	<	0.5	ug/L	
W-712	4/21/21		Bromoform	<	0.5	ug/L	
W-712	4/21/21		Carbon tetrachloride		2.8	ug/L	
W-712	4/21/21		Chloroform		3.6	ug/L	
W-712	4/21/21		Dibromochloromethane	<	0.5	ug/L	
W-712	4/21/21		Tetrachloroethene		1.8	ug/L	
W-712	4/21/21		Trichloroethene		3.8	ug/L	
W-712	4/21/21		Trichlorofluoromethane	<	0.5	ug/L	
W-712	4/21/21		Trichlorotrifluoroethane	<	0.5	ug/L	
W-712	4/21/21		Vinyl chloride	<	0.5	ug/L	
W-712	4/21/21		cis-1,2-Dichloroethene		0.52	ug/L	
W-712	4/21/21		trans-1,2-Dichloroethene	<	0.5	ug/L	
W-712	7/20/21		1,1,1-Trichloroethane	<	0.5	ug/L	
W-712	7/20/21		1,1,2-Trichloroethane	<	0.5	ug/L	
W-712	7/20/21		1,1-Dichloroethane		0.85	ug/L	
W-712	7/20/21		1,1-Dichloroethene		2.9	ug/L	
W-712	7/20/21		1,2-Dichloroethane	<	0.5	ug/L	
W-712	7/20/21		Bromodichloromethane	<	0.5	ug/L	
W-712	7/20/21		Bromoform	<	0.5	ug/L	
W-712	7/20/21		Carbon tetrachloride		3	ug/L	
W-712	7/20/21		Chloroform		3.6	ug/L	
W-712	7/20/21		Dibromochloromethane	<	0.5	ug/L	
W-712	7/20/21		Tetrachloroethene		1.8	ug/L	
W-712	7/20/21		Trichloroethene		3.6	ug/L	
W-712	7/20/21		Trichlorofluoromethane	<	0.5	ug/L	
W-712	7/20/21		Trichlorotrifluoroethane	<	0.5	ug/L	
W-712	7/20/21		Vinyl chloride	<	0.5	ug/L	
W-712	7/20/21		cis-1,2-Dichloroethene	<	0.5	ug/L	
W-712	7/20/21		trans-1,2-Dichloroethene	<	0.5	ug/L	
W-712	10/19/21		1,1,1-Trichloroethane	<	0.5	ug/L	

Attachment 2. Table 1. Groundwater analytical data, Livermore Site, 2021.

Well	Date	Sample Type	Parameter	LOS Indicator	Result	Units	QA Flag
W-712	10/19/21		1,1,2-Trichloroethane	<	0.5	ug/L	
W-712	10/19/21		1,1-Dichloroethane		0.93	ug/L	
W-712	10/19/21		1,1-Dichloroethene		3.2	ug/L	
W-712	10/19/21		1,2-Dichloroethane	<	0.5	ug/L	
W-712	10/19/21		Bromodichloromethane	<	0.5	ug/L	
W-712	10/19/21		Bromoform	<	0.5	ug/L	
W-712	10/19/21		Carbon tetrachloride		3.3	ug/L	
W-712	10/19/21		Chloroform		4	ug/L	
W-712	10/19/21		Dibromochloromethane	<	0.5	ug/L	
W-712	10/19/21		Tetrachloroethene		1.7	ug/L	
W-712	10/19/21		Trichloroethene		3.9	ug/L	
W-712	10/19/21		Trichlorofluoromethane	<	0.5	ug/L	
W-712	10/19/21		Trichlorotrifluoroethane	<	0.5	ug/L	
W-712	10/19/21		Vinyl chloride	<	0.5	ug/L	
W-712	10/19/21		cis-1,2-Dichloroethene	<	0.5	ug/L	
W-712	10/19/21		trans-1,2-Dichloroethene	<	0.5	ug/L	
W-714	1/14/21		1,1,1-Trichloroethane	<	0.5	ug/L	
W-714	1/14/21		1,1,2-Trichloroethane	<	0.5	ug/L	
W-714	1/14/21		1,1-Dichloroethane	<	0.5	ug/L	
W-714	1/14/21		1,1-Dichloroethene	<	0.5	ug/L	
W-714	1/14/21		1,2-Dichloroethane	<	0.5	ug/L	
W-714	1/14/21		Bromodichloromethane	<	0.5	ug/L	
W-714	1/14/21		Bromoform	<	0.5	ug/L	
W-714	1/14/21		Carbon tetrachloride	<	0.5	ug/L	
W-714	1/14/21		Chloroform	<	0.5	ug/L	
W-714	1/14/21		Dibromochloromethane	<	0.5	ug/L	
W-714	1/14/21		Tetrachloroethene		3.6	ug/L	
W-714	1/14/21		Trichloroethene	<	0.5	ug/L	
W-714	1/14/21		Trichlorofluoromethane	<	0.5	ug/L	
W-714	1/14/21		Trichlorotrifluoroethane	<	0.5	ug/L	
W-714	1/14/21		Vinyl chloride	<	0.5	ug/L	
W-714	1/14/21		cis-1,2-Dichloroethene	<	0.5	ug/L	
W-714	1/14/21		trans-1,2-Dichloroethene	<	0.5	ug/L	
W-714	4/21/21		1,1,1-Trichloroethane	<	0.5	ug/L	
W-714	4/21/21		1,1,2-Trichloroethane	<	0.5	ug/L	
W-714	4/21/21		1,1-Dichloroethane	<	0.5	ug/L	
W-714	4/21/21		1,1-Dichloroethene	<	0.5	ug/L	
W-714	4/21/21		1,2-Dichloroethane	<	0.5	ug/L	
W-714	4/21/21		Bromodichloromethane	<	0.5	ug/L	
W-714	4/21/21		Bromoform	<	0.5	ug/L	
W-714	4/21/21		Carbon tetrachloride	<	0.5	ug/L	
W-714	4/21/21		Chloroform	<	0.5	ug/L	
W-714	4/21/21		Dibromochloromethane	<	0.5	ug/L	
W-714	4/21/21		Tetrachloroethene		3.9	ug/L	
W-714	4/21/21		Trichloroethene	<	0.5	ug/L	
W-714	4/21/21		Trichlorofluoromethane	<	0.5	ug/L	
W-714	4/21/21		Trichlorotrifluoroethane	<	0.5	ug/L	
W-714	4/21/21		Vinyl chloride	<	0.5	ug/L	
W-714	4/21/21		cis-1,2-Dichloroethene	<	0.5	ug/L	
W-714	4/21/21		trans-1,2-Dichloroethene	<	0.5	ug/L	
W-714	7/20/21		1,1,1-Trichloroethane	<	0.5	ug/L	
W-714	7/20/21		1,1,2-Trichloroethane	<	0.5	ug/L	
W-714	7/20/21		1,1-Dichloroethane	<	0.5	ug/L	
W-714	7/20/21		1,1-Dichloroethene	<	0.5	ug/L	
W-714	7/20/21		1,2-Dichloroethane	<	0.5	ug/L	
W-714	7/20/21		Bromodichloromethane	<	0.5	ug/L	
W-714	7/20/21		Bromoform	<	0.5	ug/L	
W-714	7/20/21		Carbon tetrachloride	<	0.5	ug/L	
W-714	7/20/21		Chloroform	<	0.5	ug/L	
W-714	7/20/21		Dibromochloromethane	<	0.5	ug/L	

Attachment 2. Table 1. Groundwater analytical data, Livermore Site, 2021.

Well	Date	Sample Type	Parameter	LOS Indicator	Result	Units	QA Flag
W-714	7/20/21		Tetrachloroethene		4.1	ug/L	
W-714	7/20/21		Trichloroethene	<	0.5	ug/L	
W-714	7/20/21		Trichlorofluoromethane	<	0.5	ug/L	
W-714	7/20/21		Trichlorotrifluoroethane	<	0.5	ug/L	
W-714	7/20/21		Vinyl chloride	<	0.5	ug/L	
W-714	7/20/21		cis-1,2-Dichloroethene	<	0.5	ug/L	
W-714	7/20/21		trans-1,2-Dichloroethene	<	0.5	ug/L	
W-714	10/19/21		1,1,1-Trichloroethane	<	0.5	ug/L	
W-714	10/19/21		1,1,2-Trichloroethane	<	0.5	ug/L	
W-714	10/19/21		1,1-Dichloroethane	<	0.5	ug/L	
W-714	10/19/21		1,1-Dichloroethene	<	0.5	ug/L	
W-714	10/19/21		1,2-Dichloroethane	<	0.5	ug/L	
W-714	10/19/21		Bromodichloromethane	<	0.5	ug/L	
W-714	10/19/21		Bromoform	<	0.5	ug/L	
W-714	10/19/21		Carbon tetrachloride	<	0.5	ug/L	
W-714	10/19/21		Chloroform	<	0.5	ug/L	
W-714	10/19/21		Dibromochloromethane	<	0.5	ug/L	
W-714	10/19/21		Tetrachloroethene		4	ug/L	
W-714	10/19/21		Trichloroethene	<	0.5	ug/L	
W-714	10/19/21		Trichlorofluoromethane	<	0.5	ug/L	
W-714	10/19/21		Trichlorotrifluoroethane	<	0.5	ug/L	
W-714	10/19/21		Vinyl chloride	<	0.5	ug/L	
W-714	10/19/21		cis-1,2-Dichloroethene	<	0.5	ug/L	
W-714	10/19/21		trans-1,2-Dichloroethene	<	0.5	ug/L	
W-902	4/14/21		1,1,1-Trichloroethane	<	0.5	ug/L	
W-902	4/14/21		1,1,2-Trichloroethane	<	0.5	ug/L	
W-902	4/14/21		1,1-Dichloroethane	<	0.5	ug/L	
W-902	4/14/21		1,1-Dichloroethene	<	0.5	ug/L	
W-902	4/14/21		1,2-Dichloroethane	<	0.5	ug/L	
W-902	4/14/21		Bromodichloromethane	<	0.5	ug/L	
W-902	4/14/21		Bromoform	<	0.5	ug/L	
W-902	4/14/21		Carbon tetrachloride	<	0.5	ug/L	
W-902	4/14/21		Chloroform	<	0.5	ug/L	
W-902	4/14/21		Dibromochloromethane	<	0.5	ug/L	
W-902	4/14/21		Tetrachloroethene	<	0.5	ug/L	
W-902	4/14/21		Trichloroethene		3	ug/L	
W-902	4/14/21		Trichlorofluoromethane	<	0.5	ug/L	
W-902	4/14/21		Trichlorotrifluoroethane		5	ug/L	
W-902	4/14/21		Vinyl chloride	<	0.5	ug/L	
W-902	4/14/21		cis-1,2-Dichloroethene	<	0.5	ug/L	
W-902	4/14/21		trans-1,2-Dichloroethene	<	0.5	ug/L	
W-902	8/31/21		Tritium		134	pCi/L	
W-903	1/14/21		1,1,1-Trichloroethane	<	0.5	ug/L	
W-903	1/14/21		1,1,2-Trichloroethane	<	0.5	ug/L	
W-903	1/14/21		1,1-Dichloroethane	<	0.5	ug/L	
W-903	1/14/21		1,1-Dichloroethene	<	0.5	ug/L	
W-903	1/14/21		1,2-Dichloroethane	<	0.5	ug/L	
W-903	1/14/21		Bromodichloromethane	<	0.5	ug/L	
W-903	1/14/21		Bromoform	<	0.5	ug/L	
W-903	1/14/21		Carbon tetrachloride	<	0.5	ug/L	
W-903	1/14/21		Chloroform	<	0.5	ug/L	
W-903	1/14/21		Dibromochloromethane	<	0.5	ug/L	
W-903	1/14/21		Tetrachloroethene		3.1	ug/L	
W-903	1/14/21		Trichloroethene	<	0.5	ug/L	
W-903	1/14/21		Trichlorofluoromethane	<	0.5	ug/L	
W-903	1/14/21		Trichlorotrifluoroethane	<	0.5	ug/L	
W-903	1/14/21		Vinyl chloride	<	0.5	ug/L	
W-903	1/14/21		cis-1,2-Dichloroethene	<	0.5	ug/L	
W-903	1/14/21		trans-1,2-Dichloroethene	<	0.5	ug/L	
W-903	4/21/21		1,1,1-Trichloroethane	<	0.5	ug/L	

Attachment 2. Table 1. Groundwater analytical data, Livermore Site, 2021.

Well	Date	Sample Type	Parameter	LOS Indicator	Result	Units	QA Flag
W-903	4/21/21		1,1,2-Trichloroethane	<	0.5	ug/L	
W-903	4/21/21		1,1-Dichloroethane	<	0.5	ug/L	
W-903	4/21/21		1,1-Dichloroethene	<	0.5	ug/L	
W-903	4/21/21		1,2-Dichloroethane	<	0.5	ug/L	
W-903	4/21/21		Bromodichloromethane	<	0.5	ug/L	
W-903	4/21/21		Bromoform	<	0.5	ug/L	
W-903	4/21/21		Carbon tetrachloride	<	0.5	ug/L	
W-903	4/21/21		Chloroform	<	0.5	ug/L	
W-903	4/21/21		Dibromochloromethane	<	0.5	ug/L	
W-903	4/21/21		Tetrachloroethene		3.4	ug/L	
W-903	4/21/21		Trichloroethene	<	0.5	ug/L	
W-903	4/21/21		Trichlorofluoromethane	<	0.5	ug/L	
W-903	4/21/21		Trichlorotrifluoroethane	<	0.5	ug/L	
W-903	4/21/21		Vinyl chloride	<	0.5	ug/L	
W-903	4/21/21		cis-1,2-Dichloroethene	<	0.5	ug/L	
W-903	4/21/21		trans-1,2-Dichloroethene	<	0.5	ug/L	
W-903	7/20/21		1,1,1-Trichloroethane	<	0.5	ug/L	
W-903	7/20/21		1,1,2-Trichloroethane	<	0.5	ug/L	
W-903	7/20/21		1,1-Dichloroethane	<	0.5	ug/L	
W-903	7/20/21		1,1-Dichloroethene	<	0.5	ug/L	
W-903	7/20/21		1,2-Dichloroethane	<	0.5	ug/L	
W-903	7/20/21		Bromodichloromethane	<	0.5	ug/L	
W-903	7/20/21		Bromoform	<	0.5	ug/L	
W-903	7/20/21		Carbon tetrachloride	<	0.5	ug/L	
W-903	7/20/21		Chloroform	<	0.5	ug/L	
W-903	7/20/21		Dibromochloromethane	<	0.5	ug/L	
W-903	7/20/21		Tetrachloroethene		3	ug/L	
W-903	7/20/21		Trichloroethene	<	0.5	ug/L	
W-903	7/20/21		Trichlorofluoromethane	<	0.5	ug/L	
W-903	7/20/21		Trichlorotrifluoroethane	<	0.5	ug/L	
W-903	7/20/21		Vinyl chloride	<	0.5	ug/L	
W-903	7/20/21		cis-1,2-Dichloroethene	<	0.5	ug/L	
W-903	7/20/21		trans-1,2-Dichloroethene	<	0.5	ug/L	
W-903	10/19/21		1,1,1-Trichloroethane	<	0.5	ug/L	
W-903	10/19/21		1,1,2-Trichloroethane	<	0.5	ug/L	
W-903	10/19/21		1,1-Dichloroethane	<	0.5	ug/L	
W-903	10/19/21		1,1-Dichloroethene	<	0.5	ug/L	
W-903	10/19/21		1,2-Dichloroethane	<	0.5	ug/L	
W-903	10/19/21		Bromodichloromethane	<	0.5	ug/L	
W-903	10/19/21		Bromoform	<	0.5	ug/L	
W-903	10/19/21		Carbon tetrachloride	<	0.5	ug/L	
W-903	10/19/21		Chloroform	<	0.5	ug/L	
W-903	10/19/21		Dibromochloromethane	<	0.5	ug/L	
W-903	10/19/21		Tetrachloroethene		2.7	ug/L	
W-903	10/19/21		Trichloroethene	<	0.5	ug/L	
W-903	10/19/21		Trichlorofluoromethane	<	0.5	ug/L	
W-903	10/19/21		Trichlorotrifluoroethane	<	0.5	ug/L	
W-903	10/19/21		Vinyl chloride	<	0.5	ug/L	
W-903	10/19/21		cis-1,2-Dichloroethene	<	0.5	ug/L	
W-903	10/19/21		trans-1,2-Dichloroethene	<	0.5	ug/L	
W-904	1/14/21		1,1,1-Trichloroethane	<	0.5	ug/L	
W-904	1/14/21		1,1,2-Trichloroethane	<	0.5	ug/L	
W-904	1/14/21		1,1-Dichloroethane	<	0.5	ug/L	
W-904	1/14/21		1,1-Dichloroethene	<	0.5	ug/L	
W-904	1/14/21		1,2-Dichloroethane	<	0.5	ug/L	
W-904	1/14/21		Bromodichloromethane	<	0.5	ug/L	
W-904	1/14/21		Bromoform	<	0.5	ug/L	
W-904	1/14/21		Carbon tetrachloride	<	0.5	ug/L	
W-904	1/14/21		Chloroform	<	0.5	ug/L	
W-904	1/14/21		Dibromochloromethane	<	0.5	ug/L	

Attachment 2. Table 1. Groundwater analytical data, Livermore Site, 2021.

Well	Date	Sample Type	Parameter	LOS Indicator	Result	Units	QA Flag
W-904	1/14/21		Tetrachloroethene		3.4	ug/L	
W-904	1/14/21		Trichloroethene	<	0.5	ug/L	
W-904	1/14/21		Trichlorofluoromethane	<	0.5	ug/L	
W-904	1/14/21		Trichlorotrifluoroethane	<	0.5	ug/L	
W-904	1/14/21		Vinyl chloride	<	0.5	ug/L	
W-904	1/14/21		cis-1,2-Dichloroethene	<	0.5	ug/L	
W-904	1/14/21		trans-1,2-Dichloroethene	<	0.5	ug/L	
W-904	4/21/21		1,1,1-Trichloroethane	<	0.5	ug/L	
W-904	4/21/21		1,1,2-Trichloroethane	<	0.5	ug/L	
W-904	4/21/21		1,1-Dichloroethane	<	0.5	ug/L	
W-904	4/21/21		1,1-Dichloroethene		0.58	ug/L	
W-904	4/21/21		1,2-Dichloroethane	<	0.5	ug/L	
W-904	4/21/21		Bromodichloromethane	<	0.5	ug/L	
W-904	4/21/21		Bromoform	<	0.5	ug/L	
W-904	4/21/21		Carbon tetrachloride	<	0.5	ug/L	
W-904	4/21/21		Chloroform	<	0.5	ug/L	
W-904	4/21/21		Dibromochloromethane	<	0.5	ug/L	
W-904	4/21/21		Tetrachloroethene		3.4	ug/L	
W-904	4/21/21		Trichloroethene	<	0.5	ug/L	
W-904	4/21/21		Trichlorofluoromethane	<	0.5	ug/L	
W-904	4/21/21		Trichlorotrifluoroethane	<	0.5	ug/L	
W-904	4/21/21		Vinyl chloride	<	0.5	ug/L	
W-904	4/21/21		cis-1,2-Dichloroethene	<	0.5	ug/L	
W-904	4/21/21		trans-1,2-Dichloroethene	<	0.5	ug/L	
W-904	7/20/21		1,1,1-Trichloroethane	<	0.5	ug/L	
W-904	7/20/21		1,1,2-Trichloroethane	<	0.5	ug/L	
W-904	7/20/21		1,1-Dichloroethane	<	0.5	ug/L	
W-904	7/20/21		1,1-Dichloroethene	<	0.5	ug/L	
W-904	7/20/21		1,2-Dichloroethane	<	0.5	ug/L	
W-904	7/20/21		Bromodichloromethane	<	0.5	ug/L	
W-904	7/20/21		Bromoform	<	0.5	ug/L	
W-904	7/20/21		Carbon tetrachloride	<	0.5	ug/L	
W-904	7/20/21		Chloroform	<	0.5	ug/L	
W-904	7/20/21		Dibromochloromethane	<	0.5	ug/L	
W-904	7/20/21		Tetrachloroethene		3.4	ug/L	
W-904	7/20/21		Trichloroethene	<	0.5	ug/L	
W-904	7/20/21		Trichlorofluoromethane	<	0.5	ug/L	
W-904	7/20/21		Trichlorotrifluoroethane	<	0.5	ug/L	
W-904	7/20/21		Vinyl chloride	<	0.5	ug/L	
W-904	7/20/21		cis-1,2-Dichloroethene	<	0.5	ug/L	
W-904	7/20/21		trans-1,2-Dichloroethene	<	0.5	ug/L	
W-904	10/19/21		1,1,1-Trichloroethane	<	0.5	ug/L	
W-904	10/19/21		1,1,2-Trichloroethane	<	0.5	ug/L	
W-904	10/19/21		1,1-Dichloroethane	<	0.5	ug/L	
W-904	10/19/21		1,1-Dichloroethene		0.58	ug/L	
W-904	10/19/21		1,2-Dichloroethane	<	0.5	ug/L	
W-904	10/19/21		Bromodichloromethane	<	0.5	ug/L	
W-904	10/19/21		Bromoform	<	0.5	ug/L	
W-904	10/19/21		Carbon tetrachloride	<	0.5	ug/L	
W-904	10/19/21		Chloroform	<	0.5	ug/L	
W-904	10/19/21		Dibromochloromethane	<	0.5	ug/L	
W-904	10/19/21		Tetrachloroethene		3.2	ug/L	
W-904	10/19/21		Trichloroethene	<	0.5	ug/L	
W-904	10/19/21		Trichlorofluoromethane	<	0.5	ug/L	
W-904	10/19/21		Trichlorotrifluoroethane	<	0.5	ug/L	
W-904	10/19/21		Vinyl chloride	<	0.5	ug/L	
W-904	10/19/21		cis-1,2-Dichloroethene	<	0.5	ug/L	
W-904	10/19/21		trans-1,2-Dichloroethene	<	0.5	ug/L	
W-905	10/20/21		1,1,1-Trichloroethane	<	0.5	ug/L	
W-905	10/20/21		1,1,2-Trichloroethane	<	0.5	ug/L	

Attachment 2. Table 1. Groundwater analytical data, Livermore Site, 2021.

Well	Date	Sample Type	Parameter	LOS Indicator	Result	Units	QA Flag
W-905	10/20/21		1,1-Dichloroethane	<	0.5	ug/L	
W-905	10/20/21		1,1-Dichloroethene	<	0.5	ug/L	
W-905	10/20/21		1,2-Dichloroethane	<	0.5	ug/L	
W-905	10/20/21		Bromodichloromethane	<	0.5	ug/L	
W-905	10/20/21		Bromoform	<	0.5	ug/L	
W-905	10/20/21		Carbon tetrachloride	<	0.5	ug/L	
W-905	10/20/21		Chloroform	<	0.5	ug/L	
W-905	10/20/21		Dibromochloromethane	<	0.5	ug/L	
W-905	10/20/21		Tetrachloroethene	<	0.5	ug/L	
W-905	10/20/21		Trichloroethene	<	0.5	ug/L	
W-905	10/20/21		Trichlorofluoromethane	<	0.5	ug/L	
W-905	10/20/21		Trichlorotrifluoroethane	<	0.5	ug/L	
W-905	10/20/21		Vinyl chloride	<	0.5	ug/L	
W-905	10/20/21		cis-1,2-Dichloroethene	<	0.5	ug/L	
W-905	10/20/21		trans-1,2-Dichloroethene	<	0.5	ug/L	
W-908	3/11/21		1,1,1-Trichloroethane	<	0.5	ug/L	
W-908	3/11/21		1,1,2-Trichloroethane	<	0.5	ug/L	
W-908	3/11/21		1,1-Dichloroethane	<	0.5	ug/L	
W-908	3/11/21		1,1-Dichloroethene	<	0.5	ug/L	
W-908	3/11/21		1,2-Dichloroethane	<	0.5	ug/L	
W-908	3/11/21		Bromodichloromethane	<	0.5	ug/L	
W-908	3/11/21		Bromoform	<	0.5	ug/L	
W-908	3/11/21		Carbon tetrachloride	<	0.5	ug/L	
W-908	3/11/21		Chloroform	<	0.5	ug/L	
W-908	3/11/21		Dibromochloromethane	<	0.5	ug/L	
W-908	3/11/21		Tetrachloroethene	<	0.5	ug/L	
W-908	3/11/21		Trichloroethene	<	0.5	ug/L	
W-908	3/11/21		Trichlorofluoromethane	<	0.5	ug/L	
W-908	3/11/21		Trichlorotrifluoroethane	<	0.5	ug/L	
W-908	3/11/21		Vinyl chloride	<	0.5	ug/L	
W-908	3/11/21		cis-1,2-Dichloroethene	<	0.5	ug/L	
W-908	3/11/21		trans-1,2-Dichloroethene	<	0.5	ug/L	
W-909	3/11/21		1,1,1-Trichloroethane	<	0.5	ug/L	
W-909	3/11/21		1,1,2-Trichloroethane	<	0.5	ug/L	
W-909	3/11/21		1,1-Dichloroethane	<	0.5	ug/L	
W-909	3/11/21		1,1-Dichloroethene		15	ug/L	
W-909	3/11/21		1,2-Dichloroethane	<	0.5	ug/L	
W-909	3/11/21		Bromodichloromethane	<	0.5	ug/L	
W-909	3/11/21		Bromoform	<	0.5	ug/L	
W-909	3/11/21		Carbon tetrachloride	<	0.5	ug/L	
W-909	3/11/21		Chloroform		1.2	ug/L	
W-909	3/11/21		Dibromochloromethane	<	0.5	ug/L	
W-909	3/11/21		Tetrachloroethene		12	ug/L	
W-909	3/11/21		Trichloroethene		55	ug/L	
W-909	3/11/21		Trichlorofluoromethane	<	0.5	ug/L	
W-909	3/11/21		Trichlorotrifluoroethane		5.5	ug/L	
W-909	3/11/21		Vinyl chloride	<	0.5	ug/L	
W-909	3/11/21		cis-1,2-Dichloroethene	<	0.5	ug/L	
W-909	3/11/21		trans-1,2-Dichloroethene	<	0.5	ug/L	
W-909	3/11/21	DUP	1,1,1-Trichloroethane	<	0.5	ug/L	
W-909	3/11/21	DUP	1,1,2-Trichloroethane	<	0.5	ug/L	
W-909	3/11/21	DUP	1,1-Dichloroethane	<	0.5	ug/L	
W-909	3/11/21	DUP	1,1-Dichloroethene		15	ug/L	
W-909	3/11/21	DUP	1,2-Dichloroethane	<	0.5	ug/L	
W-909	3/11/21	DUP	Bromodichloromethane	<	0.5	ug/L	
W-909	3/11/21	DUP	Bromoform	<	0.5	ug/L	
W-909	3/11/21	DUP	Carbon tetrachloride	<	0.5	ug/L	
W-909	3/11/21	DUP	Chloroform		1.2	ug/L	
W-909	3/11/21	DUP	Dibromochloromethane	<	0.5	ug/L	
W-909	3/11/21	DUP	Tetrachloroethene		12	ug/L	

Attachment 2. Table 1. Groundwater analytical data, Livermore Site, 2021.

Well	Date	Sample Type	Parameter	LOS Indicator	Result	Units	QA Flag
W-909	3/11/21	DUP	Trichloroethene		57	ug/L	
W-909	3/11/21	DUP	Trichlorofluoromethane	<	0.5	ug/L	
W-909	3/11/21	DUP	Trichlorotrifluoroethane		5.8	ug/L	
W-909	3/11/21	DUP	Vinyl chloride	<	0.5	ug/L	
W-909	3/11/21	DUP	cis-1,2-Dichloroethene	<	0.5	ug/L	
W-909	3/11/21	DUP	trans-1,2-Dichloroethene	<	0.5	ug/L	
W-909	9/1/21		Tritium	<	100	pCi/L	
W-909	9/23/21		1,1,1-Trichloroethane	<	0.5	ug/L	
W-909	9/23/21		1,1,2-Trichloroethane	<	0.5	ug/L	
W-909	9/23/21		1,1-Dichloroethane	<	0.5	ug/L	
W-909	9/23/21		1,1-Dichloroethene		13	ug/L	
W-909	9/23/21		1,2-Dichloroethane	<	0.5	ug/L	
W-909	9/23/21		Bromodichloromethane	<	0.5	ug/L	
W-909	9/23/21		Bromoform	<	0.5	ug/L	
W-909	9/23/21		Carbon tetrachloride	<	0.5	ug/L	
W-909	9/23/21		Chloroform		1.1	ug/L	
W-909	9/23/21		Dibromochloromethane	<	0.5	ug/L	
W-909	9/23/21		Tetrachloroethene		11	ug/L	
W-909	9/23/21		Trichloroethene		59	ug/L	
W-909	9/23/21		Trichlorofluoromethane	<	0.5	ug/L	
W-909	9/23/21		Trichlorotrifluoroethane		5.2	ug/L	
W-909	9/23/21		Vinyl chloride	<	0.5	ug/L	
W-909	9/23/21		cis-1,2-Dichloroethene	<	0.5	ug/L	
W-909	9/23/21		trans-1,2-Dichloroethene	<	0.5	ug/L	
W-909	9/23/21	DUP	1,1,1-Trichloroethane	<	0.5	ug/L	
W-909	9/23/21	DUP	1,1,2-Trichloroethane	<	0.5	ug/L	
W-909	9/23/21	DUP	1,1-Dichloroethane	<	0.5	ug/L	
W-909	9/23/21	DUP	1,1-Dichloroethene		17	ug/L	
W-909	9/23/21	DUP	1,2-Dichloroethane	<	0.5	ug/L	
W-909	9/23/21	DUP	Bromodichloromethane	<	0.5	ug/L	
W-909	9/23/21	DUP	Bromoform	<	0.5	ug/L	
W-909	9/23/21	DUP	Carbon tetrachloride	<	0.5	ug/L	
W-909	9/23/21	DUP	Chloroform		1.2	ug/L	
W-909	9/23/21	DUP	Dibromochloromethane	<	0.5	ug/L	
W-909	9/23/21	DUP	Tetrachloroethene		11	ug/L	
W-909	9/23/21	DUP	Trichloroethene		75	ug/L	
W-909	9/23/21	DUP	Trichlorofluoromethane	<	0.5	ug/L	
W-909	9/23/21	DUP	Trichlorotrifluoroethane		7.7	ug/L	
W-909	9/23/21	DUP	Vinyl chloride	<	0.5	ug/L	
W-909	9/23/21	DUP	cis-1,2-Dichloroethene	<	0.5	ug/L	
W-909	9/23/21	DUP	trans-1,2-Dichloroethene	<	0.5	ug/L	
W-911	2/4/21		1,1,1-Trichloroethane	<	0.5	ug/L	
W-911	2/4/21		1,1,2-Trichloroethane	<	0.5	ug/L	
W-911	2/4/21		1,1-Dichloroethane	<	0.5	ug/L	
W-911	2/4/21		1,1-Dichloroethene		2.2	ug/L	
W-911	2/4/21		1,2-Dichloroethane	<	0.5	ug/L	
W-911	2/4/21		Bromodichloromethane	<	0.5	ug/L	
W-911	2/4/21		Bromoform	<	0.5	ug/L	
W-911	2/4/21		Carbon tetrachloride	<	0.5	ug/L	
W-911	2/4/21		Chloroform	<	0.5	ug/L	
W-911	2/4/21		Dibromochloromethane	<	0.5	ug/L	
W-911	2/4/21		Tetrachloroethene		3.9	ug/L	
W-911	2/4/21		Trichloroethene		10	ug/L	
W-911	2/4/21		Trichlorofluoromethane	<	0.5	ug/L	
W-911	2/4/21		Trichlorotrifluoroethane		0.78	ug/L	
W-911	2/4/21		Vinyl chloride	<	0.5	ug/L	
W-911	2/4/21		cis-1,2-Dichloroethene	<	0.5	ug/L	
W-911	2/4/21		trans-1,2-Dichloroethene	<	0.5	ug/L	
W-911	9/23/21		1,1,1-Trichloroethane	<	0.5	ug/L	
W-911	9/23/21		1,1,2-Trichloroethane	<	0.5	ug/L	

Attachment 2. Table 1. Groundwater analytical data, Livermore Site, 2021.

Well	Date	Sample Type	Parameter	LOS Indicator	Result	Units	QA Flag
W-911	9/23/21		1,1-Dichloroethane	<	0.5	ug/L	
W-911	9/23/21		1,1-Dichloroethene		0.95	ug/L	
W-911	9/23/21		1,2-Dichloroethane	<	0.5	ug/L	
W-911	9/23/21		Bromodichloromethane	<	0.5	ug/L	
W-911	9/23/21		Bromoform	<	0.5	ug/L	
W-911	9/23/21		Carbon tetrachloride	<	0.5	ug/L	
W-911	9/23/21		Chloroform	<	0.5	ug/L	
W-911	9/23/21		Dibromochloromethane	<	0.5	ug/L	
W-911	9/23/21		Tetrachloroethene		1.9	ug/L	
W-911	9/23/21		Trichloroethene		4	ug/L	
W-911	9/23/21		Trichlorofluoromethane	<	0.5	ug/L	
W-911	9/23/21		Trichlorotrifluoroethane	<	0.5	ug/L	
W-911	9/23/21		Vinyl chloride	<	0.5	ug/L	
W-911	9/23/21		cis-1,2-Dichloroethene	<	0.5	ug/L	
W-911	9/23/21		trans-1,2-Dichloroethene	<	0.5	ug/L	
W-912	2/4/21		1,1,1-Trichloroethane	<	0.5	ug/L	
W-912	2/4/21		1,1,2-Trichloroethane	<	0.5	ug/L	
W-912	2/4/21		1,1-Dichloroethane	<	0.5	ug/L	
W-912	2/4/21		1,1-Dichloroethene		1.9	ug/L	
W-912	2/4/21		1,2-Dichloroethane	<	0.5	ug/L	
W-912	2/4/21		Bromodichloromethane	<	0.5	ug/L	
W-912	2/4/21		Bromoform	<	0.5	ug/L	
W-912	2/4/21		Carbon tetrachloride		0.69	ug/L	
W-912	2/4/21		Chloroform		1.8	ug/L	
W-912	2/4/21		Dibromochloromethane	<	0.5	ug/L	
W-912	2/4/21		Tetrachloroethene		2.5	ug/L	
W-912	2/4/21		Trichloroethene		47	ug/L	
W-912	2/4/21		Trichlorofluoromethane	<	0.5	ug/L	
W-912	2/4/21		Trichlorotrifluoroethane		0.68	ug/L	
W-912	2/4/21		Vinyl chloride	<	0.5	ug/L	
W-912	2/4/21		cis-1,2-Dichloroethene	<	0.5	ug/L	
W-912	2/4/21		trans-1,2-Dichloroethene	<	0.5	ug/L	
W-912	4/1/21		Tritium	<	100	pCi/L	
W-912	9/23/21		1,1,1-Trichloroethane	<	0.5	ug/L	
W-912	9/23/21		1,1,2-Trichloroethane	<	0.5	ug/L	
W-912	9/23/21		1,1-Dichloroethane	<	0.5	ug/L	
W-912	9/23/21		1,1-Dichloroethene		0.94	ug/L	
W-912	9/23/21		1,2-Dichloroethane	<	0.5	ug/L	
W-912	9/23/21		Bromodichloromethane	<	0.5	ug/L	
W-912	9/23/21		Bromoform	<	0.5	ug/L	
W-912	9/23/21		Carbon tetrachloride	<	0.5	ug/L	
W-912	9/23/21		Chloroform		1.1	ug/L	
W-912	9/23/21		Dibromochloromethane	<	0.5	ug/L	
W-912	9/23/21		Tetrachloroethene		1.7	ug/L	
W-912	9/23/21		Trichloroethene		36	ug/L	
W-912	9/23/21		Trichlorofluoromethane	<	0.5	ug/L	
W-912	9/23/21		Trichlorotrifluoroethane	<	0.5	ug/L	
W-912	9/23/21		Vinyl chloride	<	0.5	ug/L	
W-912	9/23/21		cis-1,2-Dichloroethene	<	0.5	ug/L	
W-912	9/23/21		trans-1,2-Dichloroethene	<	0.5	ug/L	
W-912	9/23/21	DUP	1,1,1-Trichloroethane	<	0.5	ug/L	
W-912	9/23/21	DUP	1,1,2-Trichloroethane	<	0.5	ug/L	
W-912	9/23/21	DUP	1,1-Dichloroethane	<	0.5	ug/L	
W-912	9/23/21	DUP	1,1-Dichloroethene		0.84	ug/L	
W-912	9/23/21	DUP	1,2-Dichloroethane	<	0.5	ug/L	
W-912	9/23/21	DUP	Bromodichloromethane	<	0.5	ug/L	
W-912	9/23/21	DUP	Bromoform	<	0.5	ug/L	
W-912	9/23/21	DUP	Carbon tetrachloride	<	0.5	ug/L	
W-912	9/23/21	DUP	Chloroform		1.1	ug/L	
W-912	9/23/21	DUP	Dibromochloromethane	<	0.5	ug/L	

Attachment 2. Table 1. Groundwater analytical data, Livermore Site, 2021.

Well	Date	Sample Type	Parameter	LOS Indicator	Result	Units	QA Flag
W-912	9/23/21	DUP	Tetrachloroethene		1.6	ug/L	
W-912	9/23/21	DUP	Trichloroethene		34	ug/L	
W-912	9/23/21	DUP	Trichlorofluoromethane		< 0.5	ug/L	
W-912	9/23/21	DUP	Trichlorotrifluoroethane		< 0.5	ug/L	
W-912	9/23/21	DUP	Vinyl chloride		< 0.5	ug/L	
W-912	9/23/21	DUP	cis-1,2-Dichloroethene		< 0.5	ug/L	
W-912	9/23/21	DUP	trans-1,2-Dichloroethene		< 0.5	ug/L	
W-913	1/7/21		1,1,1-Trichloroethane		< 0.5	ug/L	
W-913	1/7/21		1,1,2-Trichloroethane		< 0.5	ug/L	
W-913	1/7/21		1,1-Dichloroethane		< 0.5	ug/L	
W-913	1/7/21		1,1-Dichloroethene		< 0.5	ug/L	
W-913	1/7/21		1,2-Dichloroethane		< 0.5	ug/L	
W-913	1/7/21		Bromodichloromethane		< 0.5	ug/L	
W-913	1/7/21		Bromoform		< 0.5	ug/L	
W-913	1/7/21		Carbon tetrachloride		< 0.5	ug/L	
W-913	1/7/21		Chloroform		< 0.5	ug/L	
W-913	1/7/21		Dibromochloromethane		< 0.5	ug/L	
W-913	1/7/21		Tetrachloroethene		< 0.5	ug/L	
W-913	1/7/21		Trichloroethene		< 0.5	ug/L	
W-913	1/7/21		Trichlorofluoromethane		< 0.5	ug/L	
W-913	1/7/21		Trichlorotrifluoroethane		< 0.5	ug/L	
W-913	1/7/21		Vinyl chloride		< 0.5	ug/L	
W-913	1/7/21		cis-1,2-Dichloroethene		< 0.5	ug/L	
W-913	1/7/21		trans-1,2-Dichloroethene		< 0.5	ug/L	
W-913	4/7/21		1,1,1-Trichloroethane		< 0.5	ug/L	
W-913	4/7/21		1,1,2-Trichloroethane		< 0.5	ug/L	
W-913	4/7/21		1,1-Dichloroethane		< 0.5	ug/L	
W-913	4/7/21		1,1-Dichloroethene		< 0.5	ug/L	
W-913	4/7/21		1,2-Dichloroethane		< 0.5	ug/L	
W-913	4/7/21		Bromodichloromethane		< 0.5	ug/L	
W-913	4/7/21		Bromoform		< 0.5	ug/L	
W-913	4/7/21		Carbon tetrachloride		< 0.5	ug/L	
W-913	4/7/21		Chloroform		< 0.5	ug/L	
W-913	4/7/21		Dibromochloromethane		< 0.5	ug/L	
W-913	4/7/21		Tetrachloroethene		< 0.5	ug/L	
W-913	4/7/21		Trichloroethene		< 0.5	ug/L	
W-913	4/7/21		Trichlorofluoromethane		< 0.5	ug/L	
W-913	4/7/21		Trichlorotrifluoroethane		< 0.5	ug/L	
W-913	4/7/21		Vinyl chloride		< 0.5	ug/L	
W-913	4/7/21		cis-1,2-Dichloroethene		< 0.5	ug/L	
W-913	4/7/21		trans-1,2-Dichloroethene		< 0.5	ug/L	
W-913	7/7/21		1,1,1-Trichloroethane		< 0.5	ug/L	
W-913	7/7/21		1,1,2-Trichloroethane		< 0.5	ug/L	
W-913	7/7/21		1,1-Dichloroethane		< 0.5	ug/L	
W-913	7/7/21		1,1-Dichloroethene		< 0.5	ug/L	
W-913	7/7/21		1,2-Dichloroethane		< 0.5	ug/L	
W-913	7/7/21		Bromodichloromethane		< 0.5	ug/L	
W-913	7/7/21		Bromoform		< 0.5	ug/L	
W-913	7/7/21		Carbon tetrachloride		< 0.5	ug/L	
W-913	7/7/21		Chloroform		< 0.5	ug/L	
W-913	7/7/21		Dibromochloromethane		< 0.5	ug/L	
W-913	7/7/21		Tetrachloroethene		< 0.5	ug/L	
W-913	7/7/21		Trichloroethene		< 0.5	ug/L	
W-913	7/7/21		Trichlorofluoromethane		< 0.5	ug/L	
W-913	7/7/21		Trichlorotrifluoroethane		< 0.5	ug/L	
W-913	7/7/21		Vinyl chloride		< 0.5	ug/L	
W-913	7/7/21		cis-1,2-Dichloroethene		< 0.5	ug/L	
W-913	7/7/21		trans-1,2-Dichloroethene		< 0.5	ug/L	
W-913	11/22/21		1,1,1-Trichloroethane		< 0.5	ug/L	
W-913	11/22/21		1,1,2-Trichloroethane		< 0.5	ug/L	

Attachment 2. Table 1. Groundwater analytical data, Livermore Site, 2021.

Well	Date	Sample Type	Parameter	LOS Indicator	Result	Units	QA Flag
W-913	11/22/21		1,1-Dichloroethane	<	0.5	ug/L	
W-913	11/22/21		1,1-Dichloroethene	<	0.5	ug/L	
W-913	11/22/21		1,2-Dichloroethane	<	0.5	ug/L	
W-913	11/22/21		Bromodichloromethane	<	0.5	ug/L	
W-913	11/22/21		Bromoform	<	0.5	ug/L	
W-913	11/22/21		Carbon tetrachloride	<	0.5	ug/L	
W-913	11/22/21		Chloroform	<	0.5	ug/L	
W-913	11/22/21		Dibromochloromethane	<	0.5	ug/L	
W-913	11/22/21		Tetrachloroethene	<	0.5	ug/L	
W-913	11/22/21		Trichloroethene	<	0.5	ug/L	
W-913	11/22/21		Trichlorofluoromethane	<	0.5	ug/L	
W-913	11/22/21		Trichlorotrifluoroethane	<	0.5	ug/L	
W-913	11/22/21		Vinyl chloride	<	0.5	ug/L	
W-913	11/22/21		cis-1,2-Dichloroethene	<	0.5	ug/L	
W-913	11/22/21		trans-1,2-Dichloroethene	<	0.5	ug/L	

mg/L = Milligrams per liter.

pCi/L = Picocuries per liter.

µg/L = Micrograms per liter.

< Indicates the measured value is less than the reporting limit.

Data qualifier flags

B = Analyte found in method blank; sample results should be evaluated.

D = Analysis performed at a secondary dilution or concentration.

E = The analyte was detected below the LLNL reporting limit, but above the analytical laboratory minimum detection limit or activity.

F = Analyte found in field blank, trip blank, or equipment blank; sample results should be evaluated.

H = Sample analyzed outside of holding time; sample results should be evaluated.

I = Surrogate or tracer yield recoveries were outside of QC limits; sample results should be evaluated.

J = The analyte was positively identified; however, the associated numerical value is the approximate concentration or activity of the analyte in the sample.

L = Matrix spike recoveries not within control limits.

O = Matrix spike duplicate relative percent difference (RPD), sample duplicate RPD, or relative error ratio (RER) not within control limits.

Sample types

DUP = Duplicate sample.

Attachment 2. Table 2. Enhanced Source Area Remediation (ESAR) groundwater performance monitoring results, Livermore Site, 2021.

Well	Date	Sample Type	Parameter	Los Indicator	Result	Units	QA Flag
W-1212	1/6/21		Field Dissolved Oxygen		0.6	PPM	
W-1212	1/6/21		Field Oxidation Potential (Eh)		164.1	mVolts	
W-1212	1/6/21		Field Specific Conductance		1148	umhos/cm	
W-1212	1/6/21		Field Temperature		19.9	Degrees C	
W-1212	1/6/21		Field pH		7.39	Units	
W-1212	1/21/21		Acetylene		< 5	ug/L	
W-1212	1/21/21		Ethane		< 5	ug/L	
W-1212	1/21/21		Ethylene		< 5	ug/L	
W-1212	1/21/21		Methane		210	ug/L	
W-1212	1/21/21		Field Dissolved Oxygen		0.54	PPM	
W-1212	1/21/21		Field Oxidation Potential (Eh)		-17	mVolts	
W-1212	1/21/21		Field Specific Conductance		1011	umhos/cm	
W-1212	1/21/21		Field Temperature		19.8	Degrees C	
W-1212	1/21/21		Field pH		7.48	Units	
W-1212	1/21/21		Aluminum		< 0.2	mg/L	
W-1212	1/21/21		Bicarbonate Alk (as CaCO3)		380	mg/L	
W-1212	1/21/21		Calcium		60	mg/L	
W-1212	1/21/21		Carbonate Alk (as CaCO3)		< 4.1	mg/L	
W-1212	1/21/21		Chloride		70	mg/L	
W-1212	1/21/21		Copper		< 0.05	mg/L	
W-1212	1/21/21		Dissolved Organic Carbon		1.4	mg/L	
W-1212	1/21/21		Fluoride		0.25	mg/L	
W-1212	1/21/21		Hydroxide Alk (as CaCO3)		< 4.1	mg/L	
W-1212	1/21/21		Iron		< 0.1	mg/L	
W-1212	1/21/21		Magnesium		21	mg/L	
W-1212	1/21/21		Manganese		0.047	mg/L	
W-1212	1/21/21		Nickel		< 0.1	mg/L	
W-1212	1/21/21		Nitrate (as N)		4.6	mg/L	
W-1212	1/21/21		Nitrate (as NO3)		20	mg/L	H
W-1212	1/21/21		Nitrite (as N)		< 0.5	mg/L	
W-1212	1/21/21		Ortho-Phosphate		0.2	mg/L	
W-1212	1/21/21		Potassium		1.9	mg/L	
W-1212	1/21/21		Sodium		92	mg/L	
W-1212	1/21/21		Specific Conductance		958	umhos/cm	
W-1212	1/21/21		Sulfate		21	mg/L	
W-1212	1/21/21		Surfactants		< 0.5	mg/L	
W-1212	1/21/21		Total Alkalinity (as CaCO3)		380	mg/L	
W-1212	1/21/21		Total Hardness (as CaCO3)		240	mg/L	
W-1212	1/21/21		Total Phosphorus (as PO4)		0.23	mg/L	
W-1212	1/21/21		Total dissolved solids (TDS)		430	mg/L	D
W-1212	1/21/21		Zinc		< 0.05	mg/L	
W-1212	1/21/21		pH		8	Units	
W-1212	1/21/21		Aluminum		< 0.05	mg/L	
W-1212	1/21/21		Antimony		< 0.005	mg/L	
W-1212	1/21/21		Arsenic		< 0.002	mg/L	
W-1212	1/21/21		Barium		0.17	mg/L	
W-1212	1/21/21		Beryllium		< 0.0002	mg/L	
W-1212	1/21/21		Boron		0.64	mg/L	
W-1212	1/21/21		Cadmium		< 0.0005	mg/L	
W-1212	1/21/21		Cobalt		< 0.05	mg/L	
W-1212	1/21/21		Copper		< 0.001	mg/L	
W-1212	1/21/21		Iron		< 0.1	mg/L	
W-1212	1/21/21		Manganese		0.043	mg/L	
W-1212	1/21/21		Mercury		< 0.0002	mg/L	
W-1212	1/21/21		Molybdenum		< 0.025	mg/L	
W-1212	1/21/21		Nickel		< 0.002	mg/L	
W-1212	1/21/21		Selenium		< 0.002	mg/L	
W-1212	1/21/21		Silver		< 0.001	mg/L	
W-1212	1/21/21		Thallium		< 0.001	mg/L	
W-1212	1/21/21		Vanadium		< 0.02	mg/L	

Attachment 2. Table 2. Enhanced Source Area Remediation (ESAR) groundwater performance monitoring results, Livermore Site, 2021.

Well	Date	Sample Type	Parameter	Los Indicator	Result	Units	QA Flag
W-1212	1/21/21		Zinc		< 0.02	mg/L	
W-1212	1/21/21		Field Oxidation Potential (Eh)		124	mVolts	
W-1212	1/21/21		Field Specific Conductance		911.7	umhos/cm	
W-1212	1/21/21		Field Temperature		13.9	Degrees C	
W-1212	1/21/21		Field pH		7.23	Units	
W-1212	2/3/21		Field Dissolved Oxygen		4.75	PPM	
W-1212	2/3/21		Field Oxidation Potential (Eh)		-14.4	mVolts	
W-1212	2/3/21		Field Specific Conductance		932	umhos/cm	
W-1212	2/3/21		Field Temperature		18.4	Degrees C	
W-1212	2/3/21		Field pH		7.81	Units	
W-1212	2/17/21		Field Dissolved Oxygen		0.47	PPM	
W-1212	2/17/21		Field Oxidation Potential (Eh)		-35.6	mVolts	
W-1212	2/17/21		Field Specific Conductance		1006	umhos/cm	
W-1212	2/17/21		Field Temperature		20.2	Degrees C	
W-1212	2/17/21		Field pH		7.72	Units	
W-1212	2/17/21		Aluminum		< 0.2	mg/L	
W-1212	2/17/21		Bicarbonate Alk (as CaCO3)		380	mg/L	
W-1212	2/17/21		Calcium		64	mg/L	
W-1212	2/17/21		Carbonate Alk (as CaCO3)		< 4.1	mg/L	
W-1212	2/17/21		Chloride		70	mg/L	
W-1212	2/17/21		Copper		< 0.05	mg/L	
W-1212	2/17/21		Dissolved Organic Carbon		1	mg/L	
W-1212	2/17/21		Fluoride		0.3	mg/L	
W-1212	2/17/21		Hydroxide Alk (as CaCO3)		< 4.1	mg/L	
W-1212	2/17/21		Iron		< 0.1	mg/L	
W-1212	2/17/21		Magnesium		22	mg/L	
W-1212	2/17/21		Manganese		< 0.03	mg/L	
W-1212	2/17/21		Nickel		< 0.1	mg/L	
W-1212	2/17/21		Nitrate (as N)		5.1	mg/L	
W-1212	2/17/21		Nitrate (as NO3)		23	mg/L	
W-1212	2/17/21		Nitrite (as N)		< 0.5	mg/L	
W-1212	2/17/21		Ortho-Phosphate		0.34	mg/L	
W-1212	2/17/21		Potassium		2	mg/L	
W-1212	2/17/21		Sodium		100	mg/L	
W-1212	2/17/21		Specific Conductance		954	umhos/cm	
W-1212	2/17/21		Sulfate		23	mg/L	
W-1212	2/17/21		Surfactants		< 0.5	mg/L	
W-1212	2/17/21		Total Alkalinity (as CaCO3)		380	mg/L	
W-1212	2/17/21		Total Hardness (as CaCO3)		250	mg/L	
W-1212	2/17/21		Total Phosphorus (as PO4)		0.48	mg/L	O
W-1212	2/17/21		Total dissolved solids (TDS)		590	mg/L	D
W-1212	2/17/21		Zinc		< 0.05	mg/L	
W-1212	2/17/21		pH		8.13	Units	
W-1212	2/17/21		Aluminum		< 0.05	mg/L	
W-1212	2/17/21		Antimony		< 0.005	mg/L	
W-1212	2/17/21		Arsenic		< 0.002	mg/L	
W-1212	2/17/21		Barium		0.18	mg/L	
W-1212	2/17/21		Beryllium		< 0.0002	mg/L	
W-1212	2/17/21		Boron		0.71	mg/L	
W-1212	2/17/21		Cadmium		< 0.0005	mg/L	
W-1212	2/17/21		Cobalt		< 0.05	mg/L	
W-1212	2/17/21		Copper		< 0.001	mg/L	
W-1212	2/17/21		Iron		< 0.1	mg/L	
W-1212	2/17/21		Manganese		< 0.03	mg/L	
W-1212	2/17/21		Mercury		< 0.0002	mg/L	
W-1212	2/17/21		Molybdenum		< 0.025	mg/L	
W-1212	2/17/21		Nickel		< 0.002	mg/L	
W-1212	2/17/21		Selenium		< 0.002	mg/L	
W-1212	2/17/21		Silver		< 0.001	mg/L	
W-1212	2/17/21		Thallium		< 0.001	mg/L	

Attachment 2. Table 2. Enhanced Source Area Remediation (ESAR) groundwater performance monitoring results, Livermore Site, 2021.

Well	Date	Sample Type	Parameter	Los Indicator	Result	Units	QA Flag
W-1212	2/17/21		Vanadium		< 0.02	mg/L	
W-1212	2/17/21		Zinc		< 0.02	mg/L	
W-1212	2/17/21		Field Oxidation Potential (Eh)		234	mVolts	
W-1212	2/17/21		Field Specific Conductance		933.8	umhos/cm	
W-1212	2/17/21		Field Temperature		17.6	Degrees C	
W-1212	2/17/21		Field pH		6.89	Units	
W-1212	2/17/21		Acetylene		< 5	ug/L	
W-1212	2/17/21		Ethane		< 5	ug/L	
W-1212	2/17/21		Ethylene		< 5	ug/L	
W-1212	2/17/21		Methane		64	ug/L	
W-1212	3/3/21		Field Dissolved Oxygen		0.53	PPM	
W-1212	3/3/21		Field Oxidation Potential (Eh)		535.6	mVolts	
W-1212	3/3/21		Field Specific Conductance		1019	umhos/cm	
W-1212	3/3/21		Field Temperature		20.1	Degrees C	
W-1212	3/18/21		Field Dissolved Oxygen		3.96	PPM	
W-1212	3/18/21		Field Oxidation Potential (Eh)		213.4	mVolts	
W-1212	3/18/21		Field Specific Conductance		956.5	umhos/cm	
W-1212	3/18/21		Field Temperature		19.4	Degrees C	
W-1212	3/18/21		Field pH		7.96	Units	
W-1212	3/18/21		Aluminum		< 0.2	mg/L	
W-1212	3/18/21		Bicarbonate Alk (as CaCO3)		380	mg/L	
W-1212	3/18/21		Calcium		66	mg/L	
W-1212	3/18/21		Carbonate Alk (as CaCO3)		< 4.1	mg/L	
W-1212	3/18/21		Chloride		70	mg/L	
W-1212	3/18/21		Copper		< 0.05	mg/L	
W-1212	3/18/21		Dissolved Organic Carbon		1.2	mg/L	
W-1212	3/18/21		Fluoride		0.25	mg/L	
W-1212	3/18/21		Hydroxide Alk (as CaCO3)		< 4.1	mg/L	
W-1212	3/18/21		Iron		< 0.1	mg/L	
W-1212	3/18/21		Magnesium		24	mg/L	
W-1212	3/18/21		Manganese		< 0.03	mg/L	
W-1212	3/18/21		Nickel		< 0.1	mg/L	
W-1212	3/18/21		Nitrate (as N)		5	mg/L	
W-1212	3/18/21		Nitrate (as NO3)		22	mg/L	
W-1212	3/18/21		Nitrite (as N)		< 0.5	mg/L	
W-1212	3/18/21		Ortho-Phosphate		0.32	mg/L	
W-1212	3/18/21		Potassium		2	mg/L	
W-1212	3/18/21		Sodium		110	mg/L	
W-1212	3/18/21		Specific Conductance		954	umhos/cm	
W-1212	3/18/21		Sulfate		21	mg/L	
W-1212	3/18/21		Surfactants		< 0.5	mg/L	
W-1212	3/18/21		Total Alkalinity (as CaCO3)		380	mg/L	
W-1212	3/18/21		Total Hardness (as CaCO3)		260	mg/L	
W-1212	3/18/21		Total Phosphorus (as PO4)		0.25	mg/L	
W-1212	3/18/21		Total dissolved solids (TDS)		450	mg/L	D
W-1212	3/18/21		Zinc		< 0.05	mg/L	
W-1212	3/18/21		pH		7.93	Units	
W-1212	3/18/21		Aluminum		< 0.05	mg/L	
W-1212	3/18/21		Antimony		< 0.005	mg/L	
W-1212	3/18/21		Arsenic		< 0.002	mg/L	
W-1212	3/18/21		Barium		0.17	mg/L	
W-1212	3/18/21		Beryllium		< 0.0002	mg/L	
W-1212	3/18/21		Boron		0.69	mg/L	
W-1212	3/18/21		Cadmium		< 0.0005	mg/L	
W-1212	3/18/21		Cobalt		< 0.05	mg/L	
W-1212	3/18/21		Copper		< 0.001	mg/L	
W-1212	3/18/21		Iron		< 0.1	mg/L	
W-1212	3/18/21		Manganese		< 0.03	mg/L	
W-1212	3/18/21		Mercury		< 0.0002	mg/L	
W-1212	3/18/21		Molybdenum		< 0.025	mg/L	

Attachment 2. Table 2. Enhanced Source Area Remediation (ESAR) groundwater performance monitoring results, Livermore Site, 2021.

Well	Date	Sample Type	Parameter	Los Indicator	Result	Units	QA Flag
W-1212	3/18/21		Nickel		< 0.002	mg/L	
W-1212	3/18/21		Selenium		< 0.002	mg/L	
W-1212	3/18/21		Silver		< 0.001	mg/L	
W-1212	3/18/21		Thallium		< 0.001	mg/L	
W-1212	3/18/21		Vanadium		< 0.02	mg/L	
W-1212	3/18/21		Zinc		< 0.02	mg/L	
W-1212	3/18/21		Field Oxidation Potential (Eh)		157	mVolts	
W-1212	3/18/21		Field Specific Conductance		919.9	umhos/cm	
W-1212	3/18/21		Field Temperature		17.9	Degrees C	
W-1212	3/18/21		Field pH		7.56	Units	
W-1212	3/18/21		Acetylene		< 5	ug/L	
W-1212	3/18/21		Ethane		< 5	ug/L	
W-1212	3/18/21		Ethylene		< 5	ug/L	
W-1212	3/18/21		Methane		170	ug/L	
W-1212	4/7/21		Field Dissolved Oxygen		0.64	PPM	H
W-1212	4/7/21		Field Oxidation Potential (Eh)		33.8	mVolts	H
W-1212	4/7/21		Field Specific Conductance		989	umhos/cm	H
W-1212	4/7/21		Field Temperature		20.1	Degrees C	H
W-1212	4/7/21		Field pH		7.48	Units	H
W-1212	4/21/21		Field Dissolved Oxygen		0.49	PPM	
W-1212	4/21/21		Field Oxidation Potential (Eh)		203.7	mVolts	
W-1212	4/21/21		Field Specific Conductance		1000	umhos/cm	
W-1212	4/21/21		Field Temperature		20.2	Degrees C	
W-1212	4/21/21		Field pH		7.27	Units	
W-1212	4/27/21		Aluminum		< 0.2	mg/L	
W-1212	4/27/21		Bicarbonate Alk (as CaCO3)		380	mg/L	
W-1212	4/27/21		Calcium		65	mg/L	
W-1212	4/27/21		Carbonate Alk (as CaCO3)		< 4.1	mg/L	
W-1212	4/27/21		Chloride		74	mg/L	
W-1212	4/27/21		Copper		< 0.05	mg/L	
W-1212	4/27/21		Dissolved Organic Carbon		< 1	mg/L	
W-1212	4/27/21		Fluoride		0.28	mg/L	
W-1212	4/27/21		Hydroxide Alk (as CaCO3)		< 4.1	mg/L	
W-1212	4/27/21		Iron		< 0.1	mg/L	
W-1212	4/27/21		Magnesium		23	mg/L	
W-1212	4/27/21		Manganese		< 0.03	mg/L	
W-1212	4/27/21		Nickel		< 0.1	mg/L	
W-1212	4/27/21		Nitrate (as N)		4.6	mg/L	
W-1212	4/27/21		Nitrate (as NO3)		20	mg/L	
W-1212	4/27/21		Nitrite (as N)		< 0.5	mg/L	
W-1212	4/27/21		Ortho-Phosphate		0.3	mg/L	
W-1212	4/27/21		Potassium		2	mg/L	
W-1212	4/27/21		Sodium		110	mg/L	
W-1212	4/27/21		Specific Conductance		920	umhos/cm	
W-1212	4/27/21		Sulfate		23	mg/L	
W-1212	4/27/21		Surfactants		< 0.5	mg/L	
W-1212	4/27/21		Total Alkalinity (as CaCO3)		380	mg/L	
W-1212	4/27/21		Total Hardness (as CaCO3)		250	mg/L	
W-1212	4/27/21		Total Phosphorus (as PO4)		0.28	mg/L	
W-1212	4/27/21		Total dissolved solids (TDS)		560	mg/L	D
W-1212	4/27/21		Zinc		< 0.05	mg/L	
W-1212	4/27/21		pH		8.21	Units	
W-1212	4/27/21		Aluminum		< 0.05	mg/L	
W-1212	4/27/21		Antimony		< 0.005	mg/L	
W-1212	4/27/21		Arsenic		< 0.002	mg/L	
W-1212	4/27/21		Barium		0.17	mg/L	
W-1212	4/27/21		Beryllium		< 0.0002	mg/L	
W-1212	4/27/21		Boron		0.67	mg/L	
W-1212	4/27/21		Cadmium		< 0.0005	mg/L	
W-1212	4/27/21		Cobalt		< 0.05	mg/L	

Attachment 2. Table 2. Enhanced Source Area Remediation (ESAR) groundwater performance monitoring results, Livermore Site, 2021.

Well	Date	Sample Type	Parameter	Los Indicator	Result	Units	QA Flag
W-1212	4/27/21		Copper		< 0.001	mg/L	
W-1212	4/27/21		Iron		< 0.1	mg/L	
W-1212	4/27/21		Manganese		< 0.03	mg/L	
W-1212	4/27/21		Mercury		< 0.0002	mg/L	
W-1212	4/27/21		Molybdenum		< 0.025	mg/L	
W-1212	4/27/21		Nickel		0.0023	mg/L	
W-1212	4/27/21		Selenium		< 0.002	mg/L	
W-1212	4/27/21		Silver		< 0.001	mg/L	
W-1212	4/27/21		Thallium		< 0.001	mg/L	
W-1212	4/27/21		Vanadium		< 0.02	mg/L	
W-1212	4/27/21		Zinc		< 0.02	mg/L	
W-1212	4/27/21		Field Oxidation Potential (Eh)		230	mVolts	
W-1212	4/27/21		Field Specific Conductance		902.1	umhos/cm	
W-1212	4/27/21		Field Temperature		19.8	Degrees C	
W-1212	4/27/21		Field pH		7.96	Units	
W-1212	4/27/21		Acetylene		< 5	ug/L	
W-1212	4/27/21		Ethane		< 5	ug/L	
W-1212	4/27/21		Ethylene		< 5	ug/L	
W-1212	4/27/21		Methane		68	ug/L	L
W-1212	5/4/21		Field Dissolved Oxygen		0.48	PPM	
W-1212	5/4/21		Field Oxidation Potential (Eh)		243	mVolts	
W-1212	5/4/21		Field Specific Conductance		994	umhos/cm	
W-1212	5/4/21		Field Temperature		20.3	Degrees C	
W-1212	5/4/21		Field pH		7.28	Units	
W-1212	5/19/21		Aluminum		< 0.2	mg/L	
W-1212	5/19/21		Bicarbonate Alk (as CaCO3)		370	mg/L	
W-1212	5/19/21		Calcium		62	mg/L	
W-1212	5/19/21		Carbonate Alk (as CaCO3)		< 4.1	mg/L	
W-1212	5/19/21		Chloride		76	mg/L	
W-1212	5/19/21		Copper		< 0.05	mg/L	
W-1212	5/19/21		Dissolved Organic Carbon		1	mg/L	O
W-1212	5/19/21		Fluoride		0.25	mg/L	
W-1212	5/19/21		Hydroxide Alk (as CaCO3)		< 4.1	mg/L	
W-1212	5/19/21		Iron		< 0.1	mg/L	
W-1212	5/19/21		Magnesium		22	mg/L	
W-1212	5/19/21		Manganese		< 0.03	mg/L	
W-1212	5/19/21		Nickel		< 0.1	mg/L	
W-1212	5/19/21		Nitrate (as N)		4.6	mg/L	
W-1212	5/19/21		Nitrate (as NO3)		20	mg/L	H
W-1212	5/19/21		Nitrite (as N)		< 0.5	mg/L	
W-1212	5/19/21		Ortho-Phosphate		0.31	mg/L	
W-1212	5/19/21		Potassium		1.9	mg/L	
W-1212	5/19/21		Sodium		110	mg/L	
W-1212	5/19/21		Specific Conductance		955	umhos/cm	
W-1212	5/19/21		Sulfate		22	mg/L	
W-1212	5/19/21		Surfactants		< 0.5	mg/L	
W-1212	5/19/21		Total Alkalinity (as CaCO3)		370	mg/L	
W-1212	5/19/21		Total Hardness (as CaCO3)		240	mg/L	
W-1212	5/19/21		Total Phosphorus (as PO4)		0.3	mg/L	
W-1212	5/19/21		Total dissolved solids (TDS)		550	mg/L	D
W-1212	5/19/21		Zinc		< 0.05	mg/L	
W-1212	5/19/21		pH		8.1	Units	
W-1212	5/19/21		Aluminum		< 0.05	mg/L	
W-1212	5/19/21		Antimony		< 0.005	mg/L	
W-1212	5/19/21		Arsenic		< 0.002	mg/L	
W-1212	5/19/21		Barium		0.16	mg/L	
W-1212	5/19/21		Beryllium		< 0.0002	mg/L	
W-1212	5/19/21		Boron		0.66	mg/L	
W-1212	5/19/21		Cadmium		< 0.0005	mg/L	
W-1212	5/19/21		Cobalt		< 0.05	mg/L	

Attachment 2. Table 2. Enhanced Source Area Remediation (ESAR) groundwater performance monitoring results, Livermore Site, 2021.

Well	Date	Sample Type	Parameter	Los Indicator	Result	Units	QA Flag
W-1212	5/19/21		Copper		< 0.001	mg/L	
W-1212	5/19/21		Iron		< 0.1	mg/L	
W-1212	5/19/21		Manganese		< 0.03	mg/L	
W-1212	5/19/21		Mercury		< 0.0002	mg/L	
W-1212	5/19/21		Molybdenum		< 0.025	mg/L	
W-1212	5/19/21		Nickel		< 0.002	mg/L	
W-1212	5/19/21		Selenium		< 0.002	mg/L	
W-1212	5/19/21		Silver		< 0.001	mg/L	
W-1212	5/19/21		Thallium		< 0.001	mg/L	
W-1212	5/19/21		Vanadium		< 0.02	mg/L	
W-1212	5/19/21		Zinc		< 0.02	mg/L	
W-1212	5/19/21		Field Oxidation Potential (Eh)		108	mVolts	
W-1212	5/19/21		Field Specific Conductance		962	umhos/cm	
W-1212	5/19/21		Field Temperature		18.5	Degrees C	
W-1212	5/19/21		Field pH		7.37	Units	
W-1212	5/19/21		Acetylene		< 5	ug/L	
W-1212	5/19/21		Ethane		< 5	ug/L	
W-1212	5/19/21		Ethylene		< 5	ug/L	
W-1212	5/19/21		Methane		140	ug/L	L
W-1212	5/19/21		Field Dissolved Oxygen		0.55	PPM	
W-1212	5/19/21		Field Oxidation Potential (Eh)		214.1	mVolts	
W-1212	5/19/21		Field Specific Conductance		952	umhos/cm	
W-1212	5/19/21		Field Temperature		20	Degrees C	
W-1212	5/19/21		Field pH		7.36	Units	
W-1212	6/8/21		Field Dissolved Oxygen		0.41	PPM	
W-1212	6/8/21		Field Oxidation Potential (Eh)		221.4	mVolts	
W-1212	6/8/21		Field Specific Conductance		976	umhos/cm	
W-1212	6/8/21		Field Temperature		20.3	Degrees C	
W-1212	6/8/21		Field pH		7.21	Units	
W-1212	6/23/21		Field Dissolved Oxygen		0.34	PPM	
W-1212	6/23/21		Field Oxidation Potential (Eh)		134.1	mVolts	
W-1212	6/23/21		Field Specific Conductance		1029	umhos/cm	
W-1212	6/23/21		Field Temperature		20.2	Degrees C	
W-1212	6/23/21		Field pH		6.95	Units	
W-1212	6/23/21		Aluminum		< 0.2	mg/L	
W-1212	6/23/21		Bicarbonate Alk (as CaCO3)		360	mg/L	
W-1212	6/23/21		Calcium		60	mg/L	
W-1212	6/23/21		Carbonate Alk (as CaCO3)		< 4.1	mg/L	
W-1212	6/23/21		Chloride		74	mg/L	
W-1212	6/23/21		Copper		< 0.05	mg/L	
W-1212	6/23/21		Dissolved Organic Carbon		1.4	mg/L	
W-1212	6/23/21		Fluoride		0.27	mg/L	
W-1212	6/23/21		Hydroxide Alk (as CaCO3)		< 4.1	mg/L	
W-1212	6/23/21		Iron		< 0.1	mg/L	
W-1212	6/23/21		Magnesium		22	mg/L	
W-1212	6/23/21		Manganese		< 0.03	mg/L	
W-1212	6/23/21		Nickel		< 0.1	mg/L	
W-1212	6/23/21		Nitrate (as N)		4	mg/L	
W-1212	6/23/21		Nitrate (as NO3)		18	mg/L	
W-1212	6/23/21		Nitrite (as N)		< 0.5	mg/L	
W-1212	6/23/21		Ortho-Phosphate		0.27	mg/L	
W-1212	6/23/21		Potassium		1.9	mg/L	
W-1212	6/23/21		Sodium		100	mg/L	
W-1212	6/23/21		Specific Conductance		943	umhos/cm	
W-1212	6/23/21		Sulfate		21	mg/L	
W-1212	6/23/21		Surfactants		< 0.5	mg/L	
W-1212	6/23/21		Total Alkalinity (as CaCO3)		360	mg/L	
W-1212	6/23/21		Total Hardness (as CaCO3)		240	mg/L	
W-1212	6/23/21		Total Phosphorus (as PO4)		0.31	mg/L	O
W-1212	6/23/21		Total dissolved solids (TDS)		570	mg/L	D

Attachment 2. Table 2. Enhanced Source Area Remediation (ESAR) groundwater performance monitoring results, Livermore Site, 2021.

Well	Date	Sample Type	Parameter	Los Indicator	Result	Units	QA Flag
W-1212	6/23/21		Zinc		< 0.05	mg/L	
W-1212	6/23/21		pH		7.88	Units	
W-1212	6/23/21		Aluminum		< 0.05	mg/L	
W-1212	6/23/21		Antimony		< 0.005	mg/L	
W-1212	6/23/21		Arsenic		< 0.002	mg/L	
W-1212	6/23/21		Barium		0.18	mg/L	
W-1212	6/23/21		Beryllium		< 0.0002	mg/L	
W-1212	6/23/21		Boron		0.68	mg/L	
W-1212	6/23/21		Cadmium		< 0.0005	mg/L	
W-1212	6/23/21		Cobalt		< 0.05	mg/L	
W-1212	6/23/21		Copper		< 0.001	mg/L	
W-1212	6/23/21		Iron		< 0.1	mg/L	
W-1212	6/23/21		Manganese		< 0.03	mg/L	
W-1212	6/23/21		Mercury		< 0.0002	mg/L	
W-1212	6/23/21		Molybdenum		< 0.025	mg/L	
W-1212	6/23/21		Nickel		0.002	mg/L	
W-1212	6/23/21		Selenium		< 0.002	mg/L	
W-1212	6/23/21		Silver		< 0.001	mg/L	
W-1212	6/23/21		Thallium		< 0.001	mg/L	
W-1212	6/23/21		Vanadium		< 0.02	mg/L	
W-1212	6/23/21		Zinc		< 0.02	mg/L	
W-1212	6/23/21		Field Oxidation Potential (Eh)		62	mVolts	
W-1212	6/23/21		Field Specific Conductance		981.8	umhos/cm	
W-1212	6/23/21		Field Temperature		25	Degrees C	
W-1212	6/23/21		Field pH		7.66	Units	
W-1212	6/23/21		Acetylene		< 5	ug/L	
W-1212	6/23/21		Ethane		< 5	ug/L	
W-1212	6/23/21		Ethylene		< 5	ug/L	
W-1212	6/23/21		Methane		170	ug/L	O
W-1212	7/7/21		Field Dissolved Oxygen		0.6	PPM	
W-1212	7/7/21		Field Oxidation Potential (Eh)		213.1	mVolts	
W-1212	7/7/21		Field Specific Conductance		1029	umhos/cm	
W-1212	7/7/21		Field Temperature		20.1	Degrees C	
W-1212	7/7/21		Field pH		7.08	Units	
W-1212	7/20/21		Field Dissolved Oxygen		0.56	PPM	
W-1212	7/20/21		Field Oxidation Potential (Eh)		239.4	mVolts	
W-1212	7/20/21		Field Specific Conductance		1050	umhos/cm	
W-1212	7/20/21		Field Temperature		20.2	Degrees C	
W-1212	7/20/21		Field pH		7.59	Units	
W-1212	7/20/21		Aluminum		< 0.2	mg/L	
W-1212	7/20/21		Bicarbonate Alk (as CaCO3)		370	mg/L	
W-1212	7/20/21		Calcium		69	mg/L	
W-1212	7/20/21		Carbonate Alk (as CaCO3)		< 4.1	mg/L	
W-1212	7/20/21		Chloride		74	mg/L	
W-1212	7/20/21		Copper		< 0.05	mg/L	
W-1212	7/20/21		Dissolved Organic Carbon		1.3	mg/L	
W-1212	7/20/21		Fluoride		0.28	mg/L	
W-1212	7/20/21		Hydroxide Alk (as CaCO3)		< 4.1	mg/L	
W-1212	7/20/21		Iron		< 0.1	mg/L	
W-1212	7/20/21		Magnesium		23	mg/L	
W-1212	7/20/21		Manganese		< 0.03	mg/L	
W-1212	7/20/21		Nickel		< 0.1	mg/L	
W-1212	7/20/21		Nitrate (as N)		5.3	mg/L	
W-1212	7/20/21		Nitrate (as NO3)		23	mg/L	
W-1212	7/20/21		Nitrite (as N)		< 0.5	mg/L	
W-1212	7/20/21		Ortho-Phosphate		0.33	mg/L	
W-1212	7/20/21		Potassium		2.2	mg/L	
W-1212	7/20/21		Sodium		110	mg/L	
W-1212	7/20/21		Specific Conductance		950	umhos/cm	
W-1212	7/20/21		Sulfate		22	mg/L	

Attachment 2. Table 2. Enhanced Source Area Remediation (ESAR) groundwater performance monitoring results, Livermore Site, 2021.

Well	Date	Sample Type	Parameter	Los Indicator	Result	Units	QA Flag
W-1212	7/20/21		Surfactants		< 0.5	mg/L	
W-1212	7/20/21		Total Alkalinity (as CaCO3)		370	mg/L	
W-1212	7/20/21		Total Hardness (as CaCO3)		270	mg/L	
W-1212	7/20/21		Total Phosphorus (as PO4)		0.23	mg/L	
W-1212	7/20/21		Total dissolved solids (TDS)		580	mg/L	D
W-1212	7/20/21		Zinc		< 0.05	mg/L	
W-1212	7/20/21		pH		8.05	Units	
W-1212	7/20/21		Aluminum		< 0.05	mg/L	
W-1212	7/20/21		Antimony		< 0.005	mg/L	
W-1212	7/20/21		Arsenic		< 0.002	mg/L	
W-1212	7/20/21		Barium		0.18	mg/L	
W-1212	7/20/21		Beryllium		< 0.0002	mg/L	
W-1212	7/20/21		Boron		0.71	mg/L	
W-1212	7/20/21		Cadmium		< 0.0005	mg/L	
W-1212	7/20/21		Cobalt		< 0.05	mg/L	
W-1212	7/20/21		Copper		0.0016	mg/L	
W-1212	7/20/21		Iron		< 0.1	mg/L	
W-1212	7/20/21		Manganese		< 0.03	mg/L	
W-1212	7/20/21		Mercury		< 0.0002	mg/L	
W-1212	7/20/21		Molybdenum		< 0.025	mg/L	
W-1212	7/20/21		Nickel		< 0.002	mg/L	
W-1212	7/20/21		Selenium		< 0.002	mg/L	
W-1212	7/20/21		Silver		< 0.001	mg/L	
W-1212	7/20/21		Thallium		< 0.001	mg/L	
W-1212	7/20/21		Vanadium		< 0.02	mg/L	
W-1212	7/20/21		Zinc		< 0.02	mg/L	
W-1212	7/20/21		Field Oxidation Potential (Eh)		289	mVolts	
W-1212	7/20/21		Field Specific Conductance		939.6	umhos/cm	
W-1212	7/20/21		Field Temperature		21	Degrees C	
W-1212	7/20/21		Field pH		7.7	Units	
W-1212	7/20/21		Acetylene		< 5	ug/L	
W-1212	7/20/21		Ethane		< 5	ug/L	
W-1212	7/20/21		Ethylene		< 5	ug/L	
W-1212	7/20/21		Methane		170	ug/L	
W-1212	8/4/21		Field Dissolved Oxygen		0.35	PPM	
W-1212	8/4/21		Field Oxidation Potential (Eh)		199.5	mVolts	
W-1212	8/4/21		Field Specific Conductance		1025	umhos/cm	
W-1212	8/4/21		Field Temperature		20.2	Degrees C	
W-1212	8/4/21		Field pH		6.92	Units	
W-1212	8/10/21		Field Oxidation Potential (Eh)		76	mVolts	
W-1212	8/10/21		Field Specific Conductance		860.2	umhos/cm	
W-1212	8/10/21		Field Temperature		20.6	Degrees C	
W-1212	8/10/21		Field pH		7.77	Units	
W-1212	8/17/21		Field Dissolved Oxygen		0.62	PPM	
W-1212	8/17/21		Field Oxidation Potential (Eh)		217	mVolts	
W-1212	8/17/21		Field Specific Conductance		1000	umhos/cm	
W-1212	8/17/21		Field Temperature		20.1	Degrees C	
W-1212	8/17/21		Field pH		7.76	Units	
W-1212	8/17/21		Aluminum		< 0.2	mg/L	
W-1212	8/17/21		Bicarbonate Alk (as CaCO3)		370	mg/L	
W-1212	8/17/21		Calcium		69	mg/L	
W-1212	8/17/21		Carbonate Alk (as CaCO3)		< 4.1	mg/L	
W-1212	8/17/21		Chloride		77	mg/L	
W-1212	8/17/21		Copper		< 0.05	mg/L	
W-1212	8/17/21		Dissolved Organic Carbon		1.1	mg/L	
W-1212	8/17/21		Fluoride		0.27	mg/L	
W-1212	8/17/21		Hydroxide Alk (as CaCO3)		< 4.1	mg/L	
W-1212	8/17/21		Iron		< 0.1	mg/L	
W-1212	8/17/21		Magnesium		23	mg/L	
W-1212	8/17/21		Manganese		< 0.03	mg/L	

Attachment 2. Table 2. Enhanced Source Area Remediation (ESAR) groundwater performance monitoring results, Livermore Site, 2021.

Well	Date	Sample Type	Parameter	Los Indicator	Result	Units	QA Flag
W-1212	8/17/21		Nickel		< 0.1	mg/L	
W-1212	8/17/21		Nitrate (as N)		4.6	mg/L	
W-1212	8/17/21		Nitrate (as NO3)		20	mg/L	H
W-1212	8/17/21		Nitrite (as N)		< 0.5	mg/L	
W-1212	8/17/21		Ortho-Phosphate		0.28	mg/L	
W-1212	8/17/21		Potassium		2.1	mg/L	
W-1212	8/17/21		Sodium		110	mg/L	
W-1212	8/17/21		Specific Conductance		952	umhos/cm	
W-1212	8/17/21		Sulfate		22	mg/L	
W-1212	8/17/21		Surfactants		< 0.5	mg/L	
W-1212	8/17/21		Total Alkalinity (as CaCO3)		370	mg/L	
W-1212	8/17/21		Total Hardness (as CaCO3)		270	mg/L	
W-1212	8/17/21		Total Phosphorus (as PO4)		0.41	mg/L	
W-1212	8/17/21		Total dissolved solids (TDS)		600	mg/L	D
W-1212	8/17/21		Zinc		< 0.05	mg/L	
W-1212	8/17/21		pH		8.15	Units	
W-1212	8/17/21		Aluminum		< 0.05	mg/L	
W-1212	8/17/21		Antimony		< 0.005	mg/L	
W-1212	8/17/21		Arsenic		0.002	mg/L	
W-1212	8/17/21		Barium		0.18	mg/L	
W-1212	8/17/21		Beryllium		< 0.0002	mg/L	
W-1212	8/17/21		Boron		0.71	mg/L	
W-1212	8/17/21		Cadmium		< 0.0005	mg/L	
W-1212	8/17/21		Cobalt		< 0.05	mg/L	
W-1212	8/17/21		Copper		0.0011	mg/L	
W-1212	8/17/21		Iron		< 0.1	mg/L	
W-1212	8/17/21		Manganese		< 0.03	mg/L	
W-1212	8/17/21		Mercury		< 0.0002	mg/L	
W-1212	8/17/21		Molybdenum		< 0.025	mg/L	
W-1212	8/17/21		Nickel		< 0.002	mg/L	
W-1212	8/17/21		Selenium		< 0.002	mg/L	
W-1212	8/17/21		Silver		< 0.001	mg/L	
W-1212	8/17/21		Thallium		< 0.001	mg/L	
W-1212	8/17/21		Vanadium		< 0.02	mg/L	
W-1212	8/17/21		Zinc		< 0.02	mg/L	
W-1212	8/17/21		Field Oxidation Potential (Eh)		178	mVolts	
W-1212	8/17/21		Field Specific Conductance		905	umhos/cm	
W-1212	8/17/21		Field Temperature		19.8	Degrees C	
W-1212	8/17/21		Field pH		7.65	Units	
W-1212	8/17/21		Acetylene		< 5	ug/L	
W-1212	8/17/21		Ethane		< 5	ug/L	
W-1212	8/17/21		Ethylene		< 5	ug/L	
W-1212	8/17/21		Methane		200	ug/L	
W-1212	9/1/21		Field Dissolved Oxygen		0.58	PPM	
W-1212	9/1/21		Field Oxidation Potential (Eh)		264.6	mVolts	
W-1212	9/1/21		Field Specific Conductance		10004	umhos/cm	
W-1212	9/1/21		Field Temperature		20.1	Degrees C	
W-1212	9/1/21		Field pH		7.49	Units	
W-1212	9/8/21		Field Dissolved Oxygen		0.84	PPM	
W-1212	9/8/21		Field Oxidation Potential (Eh)		111.4	mVolts	
W-1212	9/8/21		Field Specific Conductance		1004	umhos/cm	
W-1212	9/8/21		Field Temperature		20.1	Degrees C	
W-1212	9/8/21		Field pH		7.54	Units	
W-1212	9/22/21		Field Dissolved Oxygen		0.94	PPM	
W-1212	9/22/21		Field Oxidation Potential (Eh)		294.7	mVolts	
W-1212	9/22/21		Field Specific Conductance		1014	umhos/cm	
W-1212	9/22/21		Field Temperature		20	Degrees C	
W-1212	9/22/21		Field pH		7.45	Units	
W-1212	9/22/21		Aluminum		< 0.2	mg/L	
W-1212	9/22/21		Bicarbonate Alk (as CaCO3)		360	mg/L	

Attachment 2. Table 2. Enhanced Source Area Remediation (ESAR) groundwater performance monitoring results, Livermore Site, 2021.

Well	Date	Sample Type	Parameter	Los Indicator	Result	Units	QA Flag
W-1212	9/22/21		Calcium		71	mg/L	
W-1212	9/22/21		Carbonate Alk (as CaCO3)		< 4.1	mg/L	
W-1212	9/22/21		Chloride		70	mg/L	
W-1212	9/22/21		Copper		< 0.05	mg/L	
W-1212	9/22/21		Dissolved Organic Carbon		1.3	mg/L	
W-1212	9/22/21		Fluoride		0.27	mg/L	
W-1212	9/22/21		Hydroxide Alk (as CaCO3)		< 4.1	mg/L	
W-1212	9/22/21		Iron		< 0.1	mg/L	
W-1212	9/22/21		Magnesium		23	mg/L	
W-1212	9/22/21		Manganese		< 0.03	mg/L	
W-1212	9/22/21		Nickel		< 0.1	mg/L	
W-1212	9/22/21		Nitrate (as N)		5.2	mg/L	
W-1212	9/22/21		Nitrate (as NO3)		23	mg/L	
W-1212	9/22/21		Nitrite (as N)		< 0.5	mg/L	
W-1212	9/22/21		Ortho-Phosphate		0.32	mg/L	
W-1212	9/22/21		Potassium		2.2	mg/L	
W-1212	9/22/21		Sodium		110	mg/L	
W-1212	9/22/21		Specific Conductance		960	umhos/cm	
W-1212	9/22/21		Sulfate		20	mg/L	
W-1212	9/22/21		Surfactants		< 0.5	mg/L	
W-1212	9/22/21		Total Alkalinity (as CaCO3)		360	mg/L	
W-1212	9/22/21		Total Hardness (as CaCO3)		270	mg/L	
W-1212	9/22/21		Total Phosphorus (as PO4)		0.27	mg/L	
W-1212	9/22/21		Total dissolved solids (TDS)		640	mg/L	D
W-1212	9/22/21		Zinc		< 0.05	mg/L	
W-1212	9/22/21		pH		7.99	Units	
W-1212	9/22/21		Aluminum		< 0.05	mg/L	
W-1212	9/22/21		Antimony		< 0.005	mg/L	
W-1212	9/22/21		Arsenic		< 0.002	mg/L	
W-1212	9/22/21		Barium		0.18	mg/L	
W-1212	9/22/21		Beryllium		< 0.0002	mg/L	
W-1212	9/22/21		Boron		0.71	mg/L	
W-1212	9/22/21		Cadmium		< 0.0005	mg/L	
W-1212	9/22/21		Cobalt		< 0.05	mg/L	
W-1212	9/22/21		Copper		0.0011	mg/L	
W-1212	9/22/21		Iron		< 0.1	mg/L	
W-1212	9/22/21		Manganese		< 0.03	mg/L	
W-1212	9/22/21		Mercury		< 0.0002	mg/L	
W-1212	9/22/21		Molybdenum		< 0.025	mg/L	
W-1212	9/22/21		Nickel		< 0.002	mg/L	
W-1212	9/22/21		Selenium		< 0.002	mg/L	
W-1212	9/22/21		Silver		< 0.001	mg/L	
W-1212	9/22/21		Thallium		< 0.001	mg/L	
W-1212	9/22/21		Vanadium		< 0.02	mg/L	
W-1212	9/22/21		Zinc		< 0.02	mg/L	
W-1212	9/22/21		Field Oxidation Potential (Eh)		148	mVolts	
W-1212	9/22/21		Field Specific Conductance		856.2	umhos/cm	
W-1212	9/22/21		Field Temperature		21.3	Degrees C	
W-1212	9/22/21		Field pH		6.99	Units	
W-1212	9/22/21		Acetylene		< 5	ug/L	
W-1212	9/22/21		Ethane		< 5	ug/L	
W-1212	9/22/21		Ethylene		< 5	ug/L	
W-1212	9/22/21		Methane		50	ug/L	
W-1212	10/7/21		Field Dissolved Oxygen		0.85	PPM	
W-1212	10/7/21		Field Oxidation Potential (Eh)		262	mVolts	
W-1212	10/7/21		Field Specific Conductance		969	umhos/cm	
W-1212	10/7/21		Field Temperature		20.1	Degrees C	
W-1212	10/7/21		Field pH		7.51	Units	
W-1212	10/21/21		Field Dissolved Oxygen		0.99	PPM	
W-1212	10/21/21		Field Oxidation Potential (Eh)		273	mVolts	

Attachment 2. Table 2. Enhanced Source Area Remediation (ESAR) groundwater performance monitoring results, Livermore Site, 2021.

Well	Date	Sample Type	Parameter	Los Indicator	Result	Units	QA Flag
W-1212	10/21/21		Field Specific Conductance		986	umhos/cm	
W-1212	10/21/21		Field Temperature		20	Degrees C	
W-1212	10/21/21		Field pH		7.76	Units	
W-1212	10/26/21		Aluminum		< 0.2	mg/L	
W-1212	10/26/21		Bicarbonate Alk (as CaCO3)		360	mg/L	O
W-1212	10/26/21		Calcium		68	mg/L	L
W-1212	10/26/21		Carbonate Alk (as CaCO3)		< 4.1	mg/L	
W-1212	10/26/21		Chloride		69	mg/L	
W-1212	10/26/21		Copper		< 0.05	mg/L	
W-1212	10/26/21		Dissolved Organic Carbon		1.3	mg/L	
W-1212	10/26/21		Fluoride		0.24	mg/L	
W-1212	10/26/21		Hydroxide Alk (as CaCO3)		< 4.1	mg/L	
W-1212	10/26/21		Iron		< 0.1	mg/L	
W-1212	10/26/21		Magnesium		24	mg/L	
W-1212	10/26/21		Manganese		< 0.03	mg/L	
W-1212	10/26/21		Nickel		< 0.1	mg/L	
W-1212	10/26/21		Nitrate (as N)		5.7	mg/L	
W-1212	10/26/21		Nitrate (as NO3)		25	mg/L	H
W-1212	10/26/21		Nitrite (as N)		< 0.5	mg/L	
W-1212	10/26/21		Ortho-Phosphate		0.3	mg/L	
W-1212	10/26/21		Potassium		2.1	mg/L	
W-1212	10/26/21		Sodium		110	mg/L	
W-1212	10/26/21		Specific Conductance		978	umhos/cm	
W-1212	10/26/21		Sulfate		20	mg/L	
W-1212	10/26/21		Surfactants		< 0.5	mg/L	
W-1212	10/26/21		Total Alkalinity (as CaCO3)		360	mg/L	
W-1212	10/26/21		Total Hardness (as CaCO3)		270	mg/L	
W-1212	10/26/21		Total Phosphorus (as PO4)		0.24	mg/L	
W-1212	10/26/21		Total dissolved solids (TDS)		640	mg/L	D
W-1212	10/26/21		Zinc		< 0.05	mg/L	
W-1212	10/26/21		pH		7.88	Units	
W-1212	10/26/21		Aluminum		< 0.05	mg/L	
W-1212	10/26/21		Antimony		< 0.005	mg/L	
W-1212	10/26/21		Arsenic		< 0.002	mg/L	
W-1212	10/26/21		Barium		0.17	mg/L	
W-1212	10/26/21		Beryllium		< 0.0002	mg/L	
W-1212	10/26/21		Boron		0.69	mg/L	
W-1212	10/26/21		Cadmium		< 0.0005	mg/L	
W-1212	10/26/21		Cobalt		< 0.05	mg/L	
W-1212	10/26/21		Copper		< 0.001	mg/L	
W-1212	10/26/21		Iron		< 0.1	mg/L	
W-1212	10/26/21		Manganese		< 0.03	mg/L	
W-1212	10/26/21		Mercury		< 0.0002	mg/L	
W-1212	10/26/21		Molybdenum		< 0.025	mg/L	
W-1212	10/26/21		Nickel		< 0.002	mg/L	
W-1212	10/26/21		Selenium		< 0.002	mg/L	
W-1212	10/26/21		Silver		< 0.001	mg/L	
W-1212	10/26/21		Thallium		< 0.001	mg/L	
W-1212	10/26/21		Vanadium		< 0.02	mg/L	
W-1212	10/26/21		Zinc		< 0.02	mg/L	
W-1212	10/26/21		Field Oxidation Potential (Eh)		153	mVolts	
W-1212	10/26/21		Field Specific Conductance		872.4	umhos/cm	
W-1212	10/26/21		Field Temperature		18.9	Degrees C	
W-1212	10/26/21		Field pH		7.88	Units	
W-1212	10/26/21		Acetylene		< 5	ug/L	
W-1212	10/26/21		Ethane		< 5	ug/L	
W-1212	10/26/21		Ethylene		< 5	ug/L	
W-1212	10/26/21		Methane		34	ug/L	
W-1212	11/3/21		Field Dissolved Oxygen		0.75	PPM	
W-1212	11/3/21		Field Oxidation Potential (Eh)		277.6	mVolts	

Attachment 2. Table 2. Enhanced Source Area Remediation (ESAR) groundwater performance monitoring results, Livermore Site, 2021.

Well	Date	Sample Type	Parameter	Los Indicator	Result	Units	QA Flag
W-1212	11/3/21		Field Specific Conductance		1023	umhos/cm	
W-1212	11/3/21		Field Temperature		20.1	Degrees C	
W-1212	11/3/21		Field pH		7.34	Units	
W-1212	11/17/21		Field Dissolved Oxygen		0.92	PPM	
W-1212	11/17/21		Field Oxidation Potential (Eh)		230.7	mVolts	
W-1212	11/17/21		Field Specific Conductance		1024	umhos/cm	
W-1212	11/17/21		Field Temperature		20	Degrees C	
W-1212	11/17/21		Field pH		7.63	Units	
W-1212	11/17/21		Aluminum		< 0.2	mg/L	
W-1212	11/17/21		Bicarbonate Alk (as CaCO3)		380	mg/L	D
W-1212	11/17/21		Calcium		64	mg/L	
W-1212	11/17/21		Carbonate Alk (as CaCO3)		< 8.2	mg/L	D
W-1212	11/17/21		Chloride		72	mg/L	
W-1212	11/17/21		Copper		< 0.05	mg/L	
W-1212	11/17/21		Dissolved Organic Carbon		< 1	mg/L	
W-1212	11/17/21		Fluoride		0.23	mg/L	
W-1212	11/17/21		Hydroxide Alk (as CaCO3)		< 8.2	mg/L	D
W-1212	11/17/21		Iron		< 0.1	mg/L	
W-1212	11/17/21		Magnesium		22	mg/L	
W-1212	11/17/21		Manganese		< 0.03	mg/L	
W-1212	11/17/21		Nickel		< 0.1	mg/L	
W-1212	11/17/21		Nitrate (as N)		5.3	mg/L	
W-1212	11/17/21		Nitrate (as NO3)		23	mg/L	
W-1212	11/17/21		Nitrite (as N)		< 0.5	mg/L	
W-1212	11/17/21		Ortho-Phosphate		0.27	mg/L	
W-1212	11/17/21		Potassium		1.9	mg/L	
W-1212	11/17/21		Sodium		98	mg/L	
W-1212	11/17/21		Specific Conductance		1000	umhos/cm	
W-1212	11/17/21		Sulfate		21	mg/L	
W-1212	11/17/21		Surfactants		< 0.5	mg/L	
W-1212	11/17/21		Total Alkalinity (as CaCO3)		380	mg/L	
W-1212	11/17/21		Total Hardness (as CaCO3)		250	mg/L	
W-1212	11/17/21		Total Phosphorus (as PO4)		0.21	mg/L	
W-1212	11/17/21		Total dissolved solids (TDS)		560	mg/L	D
W-1212	11/17/21		Zinc		< 0.05	mg/L	
W-1212	11/17/21		pH		7.97	Units	
W-1212	11/17/21		Aluminum		< 0.05	mg/L	
W-1212	11/17/21		Antimony		< 0.005	mg/L	
W-1212	11/17/21		Arsenic		< 0.002	mg/L	
W-1212	11/17/21		Barium		0.17	mg/L	
W-1212	11/17/21		Beryllium		< 0.0002	mg/L	
W-1212	11/17/21		Boron		0.61	mg/L	
W-1212	11/17/21		Cadmium		< 0.0005	mg/L	
W-1212	11/17/21		Cobalt		< 0.05	mg/L	
W-1212	11/17/21		Copper		< 0.001	mg/L	
W-1212	11/17/21		Iron		< 0.1	mg/L	
W-1212	11/17/21		Manganese		< 0.03	mg/L	
W-1212	11/17/21		Mercury		< 0.0002	mg/L	
W-1212	11/17/21		Molybdenum		< 0.025	mg/L	
W-1212	11/17/21		Nickel		0.002	mg/L	
W-1212	11/17/21		Selenium		< 0.002	mg/L	
W-1212	11/17/21		Silver		< 0.001	mg/L	
W-1212	11/17/21		Thallium		< 0.001	mg/L	
W-1212	11/17/21		Vanadium		< 0.02	mg/L	
W-1212	11/17/21		Zinc		< 0.02	mg/L	
W-1212	11/17/21		Field Oxidation Potential (Eh)		174	mVolts	
W-1212	11/17/21		Field Specific Conductance		888.9	umhos/cm	
W-1212	11/17/21		Field Temperature		18	Degrees C	
W-1212	11/17/21		Field pH		8.07	Units	
W-1212	11/17/21		Acetylene		< 5	ug/L	

Attachment 2. Table 2. Enhanced Source Area Remediation (ESAR) groundwater performance monitoring results, Livermore Site, 2021.

Well	Date	Sample Type	Parameter	Los Indicator	Result	Units	QA Flag
W-1212	11/17/21		Ethane		< 5	ug/L	
W-1212	11/17/21		Ethylene		< 5	ug/L	
W-1212	11/17/21		Methane		100	ug/L	
W-1212	12/9/21		Field Dissolved Oxygen		0.68	PPM	
W-1212	12/9/21		Field Oxidation Potential (Eh)		211	mVolts	
W-1212	12/9/21		Field Specific Conductance		990	umhos/cm	
W-1212	12/9/21		Field Temperature		20.2	Degrees C	
W-1212	12/9/21		Field pH		6.94	Units	
W-1212	12/20/21		Acetylene		< 5	ug/L	
W-1212	12/20/21		Ethane		< 5	ug/L	
W-1212	12/20/21		Ethylene		< 5	ug/L	
W-1212	12/20/21		Methane		48	ug/L	
W-1212	12/20/21		Field Dissolved Oxygen		0.51	PPM	
W-1212	12/20/21		Field Oxidation Potential (Eh)		153.2	mVolts	
W-1212	12/20/21		Field Specific Conductance		988	umhos/cm	
W-1212	12/20/21		Field Temperature		20	Degrees C	
W-1212	12/20/21		Field pH		7.32	Units	
W-1212	12/20/21		Aluminum		< 0.2	mg/L	
W-1212	12/20/21		Bicarbonate Alk (as CaCO3)		370	mg/L	
W-1212	12/20/21		Calcium		72	mg/L	
W-1212	12/20/21		Carbonate Alk (as CaCO3)		< 4.1	mg/L	
W-1212	12/20/21		Chloride		68	mg/L	
W-1212	12/20/21		Copper		< 0.05	mg/L	
W-1212	12/20/21		Dissolved Organic Carbon		< 1	mg/L	
W-1212	12/20/21		Fluoride		0.27	mg/L	
W-1212	12/20/21		Hydroxide Alk (as CaCO3)		< 4.1	mg/L	
W-1212	12/20/21		Iron		< 0.1	mg/L	
W-1212	12/20/21		Magnesium		26	mg/L	
W-1212	12/20/21		Manganese		< 0.03	mg/L	
W-1212	12/20/21		Nickel		< 0.1	mg/L	
W-1212	12/20/21		Nitrate (as N)		5.7	mg/L	
W-1212	12/20/21		Nitrate (as NO3)		25	mg/L	H
W-1212	12/20/21		Nitrite (as N)		< 0.5	mg/L	
W-1212	12/20/21		Ortho-Phosphate		0.3	mg/L	
W-1212	12/20/21		Potassium		2.1	mg/L	
W-1212	12/20/21		Sodium		110	mg/L	
W-1212	12/20/21		Specific Conductance		965	umhos/cm	
W-1212	12/20/21		Sulfate		20	mg/L	
W-1212	12/20/21		Surfactants		< 0.5	mg/L	
W-1212	12/20/21		Total Alkalinity (as CaCO3)		370	mg/L	
W-1212	12/20/21		Total Hardness (as CaCO3)		290	mg/L	
W-1212	12/20/21		Total Phosphorus (as PO4)		0.33	mg/L	
W-1212	12/20/21		Total dissolved solids (TDS)		590	mg/L	D
W-1212	12/20/21		Zinc		< 0.05	mg/L	
W-1212	12/20/21		pH		7.85	Units	
W-1212	12/20/21		Aluminum		< 0.05	mg/L	
W-1212	12/20/21		Antimony		< 0.005	mg/L	
W-1212	12/20/21		Arsenic		< 0.002	mg/L	
W-1212	12/20/21		Barium		0.18	mg/L	
W-1212	12/20/21		Beryllium		< 0.0002	mg/L	
W-1212	12/20/21		Boron		0.68	mg/L	
W-1212	12/20/21		Cadmium		< 0.0005	mg/L	
W-1212	12/20/21		Cobalt		< 0.05	mg/L	
W-1212	12/20/21		Copper		< 0.001	mg/L	
W-1212	12/20/21		Iron		< 0.1	mg/L	
W-1212	12/20/21		Manganese		< 0.03	mg/L	
W-1212	12/20/21		Mercury		< 0.0002	mg/L	
W-1212	12/20/21		Molybdenum		< 0.025	mg/L	
W-1212	12/20/21		Nickel		< 0.002	mg/L	
W-1212	12/20/21		Selenium		< 0.002	mg/L	

Attachment 2. Table 2. Enhanced Source Area Remediation (ESAR) groundwater performance monitoring results, Livermore Site, 2021.

Well	Date	Sample Type	Parameter	Los Indicator	Result	Units	QA Flag
W-1212	12/20/21		Silver		< 0.001	mg/L	
W-1212	12/20/21		Thallium		< 0.001	mg/L	
W-1212	12/20/21		Vanadium		< 0.02	mg/L	
W-1212	12/20/21		Zinc		< 0.02	mg/L	
W-1212	12/20/21		Field Oxidation Potential (Eh)		206	mVolts	
W-1212	12/20/21		Field Specific Conductance		885.2	umhos/cm	
W-1212	12/20/21		Field Temperature		14.9	Degrees C	
W-1212	12/20/21		Field pH		7.93	Units	
W-1213	1/21/21		Acetylene		< 5	ug/L	
W-1213	1/21/21		Ethane		< 5	ug/L	
W-1213	1/21/21		Ethylene		< 5	ug/L	
W-1213	1/21/21		Methane		< 5	ug/L	
W-1213	1/21/21		Field Dissolved Oxygen		8.08	PPM	
W-1213	1/21/21		Field Oxidation Potential (Eh)		237.2	mVolts	
W-1213	1/21/21		Field Specific Conductance		1113	umhos/cm	
W-1213	1/21/21		Field Temperature		18.8	Degrees C	
W-1213	1/21/21		Field pH		7.62	Units	
W-1213	1/21/21		Aluminum		< 0.2	mg/L	
W-1213	1/21/21		Bicarbonate Alk (as CaCO3)		350	mg/L	D
W-1213	1/21/21		Calcium		76	mg/L	
W-1213	1/21/21		Carbonate Alk (as CaCO3)		< 8.2	mg/L	D
W-1213	1/21/21		Chloride		110	mg/L	
W-1213	1/21/21		Copper		< 0.05	mg/L	
W-1213	1/21/21		Dissolved Organic Carbon		< 1	mg/L	
W-1213	1/21/21		Fluoride		0.23	mg/L	
W-1213	1/21/21		Hydroxide Alk (as CaCO3)		< 8.2	mg/L	D
W-1213	1/21/21		Iron		< 0.1	mg/L	
W-1213	1/21/21		Magnesium		27	mg/L	
W-1213	1/21/21		Manganese		< 0.03	mg/L	
W-1213	1/21/21		Nickel		< 0.1	mg/L	
W-1213	1/21/21		Nitrate (as N)		5.1	mg/L	
W-1213	1/21/21		Nitrate (as NO3)		23	mg/L	H
W-1213	1/21/21		Nitrite (as N)		< 0.5	mg/L	
W-1213	1/21/21		Ortho-Phosphate		0.22	mg/L	
W-1213	1/21/21		Potassium		1.8	mg/L	
W-1213	1/21/21		Sodium		94	mg/L	
W-1213	1/21/21		Specific Conductance		1110	umhos/cm	
W-1213	1/21/21		Sulfate		33	mg/L	
W-1213	1/21/21		Surfactants		< 0.5	mg/L	
W-1213	1/21/21		Total Alkalinity (as CaCO3)		350	mg/L	
W-1213	1/21/21		Total Hardness (as CaCO3)		300	mg/L	
W-1213	1/21/21		Total Phosphorus (as PO4)		0.39	mg/L	
W-1213	1/21/21		Total dissolved solids (TDS)		510	mg/L	D
W-1213	1/21/21		Zinc		< 0.05	mg/L	
W-1213	1/21/21		pH		8.03	Units	
W-1213	1/21/21		Aluminum		< 0.05	mg/L	
W-1213	1/21/21		Antimony		< 0.005	mg/L	
W-1213	1/21/21		Arsenic		< 0.002	mg/L	
W-1213	1/21/21		Barium		0.15	mg/L	
W-1213	1/21/21		Beryllium		< 0.0002	mg/L	
W-1213	1/21/21		Boron		0.76	mg/L	
W-1213	1/21/21		Cadmium		< 0.0005	mg/L	
W-1213	1/21/21		Cobalt		< 0.05	mg/L	
W-1213	1/21/21		Copper		< 0.001	mg/L	
W-1213	1/21/21		Iron		< 0.1	mg/L	
W-1213	1/21/21		Manganese		< 0.03	mg/L	
W-1213	1/21/21		Mercury		< 0.0002	mg/L	
W-1213	1/21/21		Molybdenum		< 0.025	mg/L	
W-1213	1/21/21		Nickel		< 0.002	mg/L	
W-1213	1/21/21		Selenium		< 0.002	mg/L	

Attachment 2. Table 2. Enhanced Source Area Remediation (ESAR) groundwater performance monitoring results, Livermore Site, 2021.

Well	Date	Sample Type	Parameter	Los Indicator	Result	Units	QA Flag
W-1213	1/21/21		Silver		< 0.001	mg/L	
W-1213	1/21/21		Thallium		< 0.001	mg/L	
W-1213	1/21/21		Vanadium		< 0.02	mg/L	
W-1213	1/21/21		Zinc		< 0.02	mg/L	
W-1213	1/21/21		Field Oxidation Potential (Eh)		176	mVolts	
W-1213	1/21/21		Field Specific Conductance		970	umhos/cm	
W-1213	1/21/21		Field Temperature		17.6	Degrees C	
W-1213	1/21/21		Field pH		6.85	Units	
W-1213	2/3/21		Field Dissolved Oxygen		6.88	PPM	
W-1213	2/3/21		Field Oxidation Potential (Eh)		19.7	mVolts	
W-1213	2/3/21		Field Specific Conductance		1092	umhos/cm	
W-1213	2/3/21		Field Temperature		19.7	Degrees C	
W-1213	2/3/21		Field pH		7.63	Units	
W-1213	2/17/21		Field Dissolved Oxygen		7.9	PPM	
W-1213	2/17/21		Field Oxidation Potential (Eh)		114.7	mVolts	
W-1213	2/17/21		Field Specific Conductance		1135	umhos/cm	
W-1213	2/17/21		Field Temperature		18.5	Degrees C	
W-1213	2/17/21		Field pH		7.36	Units	
W-1213	2/17/21		Aluminum		< 0.2	mg/L	
W-1213	2/17/21		Bicarbonate Alk (as CaCO3)		380	mg/L	D
W-1213	2/17/21		Calcium		82	mg/L	
W-1213	2/17/21		Carbonate Alk (as CaCO3)		< 8.2	mg/L	D
W-1213	2/17/21		Chloride		110	mg/L	
W-1213	2/17/21		Copper		< 0.05	mg/L	
W-1213	2/17/21		Dissolved Organic Carbon		< 1	mg/L	
W-1213	2/17/21		Fluoride		0.28	mg/L	
W-1213	2/17/21		Hydroxide Alk (as CaCO3)		< 8.2	mg/L	D
W-1213	2/17/21		Iron		< 0.1	mg/L	
W-1213	2/17/21		Magnesium		29	mg/L	
W-1213	2/17/21		Manganese		< 0.03	mg/L	
W-1213	2/17/21		Nickel		< 0.1	mg/L	
W-1213	2/17/21		Nitrate (as N)		5.3	mg/L	
W-1213	2/17/21		Nitrate (as NO3)		23	mg/L	
W-1213	2/17/21		Nitrite (as N)		< 0.5	mg/L	
W-1213	2/17/21		Ortho-Phosphate		0.22	mg/L	
W-1213	2/17/21		Potassium		1.8	mg/L	
W-1213	2/17/21		Sodium		100	mg/L	
W-1213	2/17/21		Specific Conductance		1100	umhos/cm	
W-1213	2/17/21		Sulfate		34	mg/L	
W-1213	2/17/21		Surfactants		< 0.5	mg/L	
W-1213	2/17/21		Total Alkalinity (as CaCO3)		380	mg/L	
W-1213	2/17/21		Total Hardness (as CaCO3)		320	mg/L	
W-1213	2/17/21		Total Phosphorus (as PO4)		0.36	mg/L	O
W-1213	2/17/21		Total dissolved solids (TDS)		630	mg/L	D
W-1213	2/17/21		Zinc		< 0.05	mg/L	
W-1213	2/17/21		pH		8.11	Units	
W-1213	2/17/21		Aluminum		< 0.05	mg/L	
W-1213	2/17/21		Antimony		< 0.005	mg/L	
W-1213	2/17/21		Arsenic		< 0.002	mg/L	
W-1213	2/17/21		Barium		0.16	mg/L	
W-1213	2/17/21		Beryllium		< 0.0002	mg/L	
W-1213	2/17/21		Boron		0.82	mg/L	
W-1213	2/17/21		Cadmium		< 0.0005	mg/L	
W-1213	2/17/21		Cobalt		< 0.05	mg/L	
W-1213	2/17/21		Copper		0.0017	mg/L	
W-1213	2/17/21		Iron		< 0.1	mg/L	
W-1213	2/17/21		Manganese		< 0.03	mg/L	
W-1213	2/17/21		Mercury		< 0.0002	mg/L	
W-1213	2/17/21		Molybdenum		< 0.025	mg/L	
W-1213	2/17/21		Nickel		< 0.002	mg/L	

Attachment 2. Table 2. Enhanced Source Area Remediation (ESAR) groundwater performance monitoring results, Livermore Site, 2021.

Well	Date	Sample Type	Parameter	Los Indicator	Result	Units	QA Flag
W-1213	2/17/21		Selenium		< 0.002	mg/L	
W-1213	2/17/21		Silver		< 0.001	mg/L	
W-1213	2/17/21		Thallium		< 0.001	mg/L	
W-1213	2/17/21		Vanadium		< 0.02	mg/L	
W-1213	2/17/21		Zinc		< 0.02	mg/L	
W-1213	2/17/21		Field Oxidation Potential (Eh)		237	mVolts	
W-1213	2/17/21		Field Specific Conductance		1087	umhos/cm	
W-1213	2/17/21		Field Temperature		18.2	Degrees C	
W-1213	2/17/21		Field pH		7.01	Units	
W-1213	2/17/21		Acetylene		< 5	ug/L	
W-1213	2/17/21		Ethane		< 5	ug/L	
W-1213	2/17/21		Ethylene		< 5	ug/L	
W-1213	2/17/21		Methane		< 5	ug/L	
W-1213	3/3/21		Field Dissolved Oxygen		7.6	PPM	
W-1213	3/3/21		Field Oxidation Potential (Eh)		884.4	mVolts	
W-1213	3/3/21		Field Specific Conductance		1132	umhos/cm	
W-1213	3/3/21		Field Temperature		19.5	Degrees C	
W-1213	3/18/21		Field Dissolved Oxygen		7.3	PPM	
W-1213	3/18/21		Field Oxidation Potential (Eh)		189.4	mVolts	
W-1213	3/18/21		Field Specific Conductance		1187	umhos/cm	
W-1213	3/18/21		Field Temperature		19.5	Degrees C	
W-1213	3/18/21		Field pH		7.39	Units	
W-1213	3/18/21		Aluminum		< 0.2	mg/L	
W-1213	3/18/21		Bicarbonate Alk (as CaCO3)		400	mg/L	D
W-1213	3/18/21		Calcium		83	mg/L	
W-1213	3/18/21		Carbonate Alk (as CaCO3)		< 8.2	mg/L	D
W-1213	3/18/21		Chloride		110	mg/L	
W-1213	3/18/21		Copper		< 0.05	mg/L	
W-1213	3/18/21		Dissolved Organic Carbon		1	mg/L	
W-1213	3/18/21		Fluoride		0.23	mg/L	
W-1213	3/18/21		Hydroxide Alk (as CaCO3)		< 8.2	mg/L	D
W-1213	3/18/21		Iron		< 0.1	mg/L	
W-1213	3/18/21		Magnesium		30	mg/L	
W-1213	3/18/21		Manganese		< 0.03	mg/L	
W-1213	3/18/21		Nickel		< 0.1	mg/L	
W-1213	3/18/21		Nitrate (as N)		5	mg/L	
W-1213	3/18/21		Nitrate (as NO3)		22	mg/L	
W-1213	3/18/21		Nitrite (as N)		< 0.5	mg/L	
W-1213	3/18/21		Ortho-Phosphate		0.22	mg/L	
W-1213	3/18/21		Potassium		2	mg/L	
W-1213	3/18/21		Sodium		110	mg/L	
W-1213	3/18/21		Specific Conductance		1100	umhos/cm	
W-1213	3/18/21		Sulfate		32	mg/L	
W-1213	3/18/21		Surfactants		< 0.5	mg/L	
W-1213	3/18/21		Total Alkalinity (as CaCO3)		400	mg/L	
W-1213	3/18/21		Total Hardness (as CaCO3)		330	mg/L	
W-1213	3/18/21		Total Phosphorus (as PO4)		< 0.15	mg/L	
W-1213	3/18/21		Total dissolved solids (TDS)		560	mg/L	D
W-1213	3/18/21		Zinc		< 0.05	mg/L	
W-1213	3/18/21		pH		7.89	Units	
W-1213	3/18/21		Aluminum		< 0.05	mg/L	
W-1213	3/18/21		Antimony		< 0.005	mg/L	
W-1213	3/18/21		Arsenic		< 0.002	mg/L	
W-1213	3/18/21		Barium		0.16	mg/L	
W-1213	3/18/21		Beryllium		< 0.0002	mg/L	
W-1213	3/18/21		Boron		0.84	mg/L	
W-1213	3/18/21		Cadmium		< 0.0005	mg/L	
W-1213	3/18/21		Cobalt		< 0.05	mg/L	
W-1213	3/18/21		Copper		< 0.001	mg/L	
W-1213	3/18/21		Iron		< 0.1	mg/L	

Attachment 2. Table 2. Enhanced Source Area Remediation (ESAR) groundwater performance monitoring results, Livermore Site, 2021.

Well	Date	Sample Type	Parameter	Los Indicator	Result	Units	QA Flag
W-1213	3/18/21		Manganese		< 0.03	mg/L	
W-1213	3/18/21		Mercury		< 0.0002	mg/L	
W-1213	3/18/21		Molybdenum		< 0.025	mg/L	
W-1213	3/18/21		Nickel		< 0.002	mg/L	
W-1213	3/18/21		Selenium		< 0.002	mg/L	
W-1213	3/18/21		Silver		< 0.001	mg/L	
W-1213	3/18/21		Thallium		< 0.001	mg/L	
W-1213	3/18/21		Vanadium		< 0.02	mg/L	
W-1213	3/18/21		Zinc		< 0.02	mg/L	
W-1213	3/18/21		Field Oxidation Potential (Eh)		153	mVolts	
W-1213	3/18/21		Field Specific Conductance		1046	umhos/cm	
W-1213	3/18/21		Field Temperature		18.7	Degrees C	
W-1213	3/18/21		Field pH		7.53	Units	
W-1213	3/18/21		Acetylene		< 5	ug/L	
W-1213	3/18/21		Ethane		< 5	ug/L	
W-1213	3/18/21		Ethylene		< 5	ug/L	
W-1213	3/18/21		Methane		< 5	ug/L	
W-1213	4/7/21		Field Dissolved Oxygen		7.56	PPM	
W-1213	4/7/21		Field Oxidation Potential (Eh)		101.3	mVolts	
W-1213	4/7/21		Field Specific Conductance		1117	umhos/cm	
W-1213	4/7/21		Field Temperature		19.6	Degrees C	
W-1213	4/7/21		Field pH		7.58	Units	
W-1213	4/21/21		Field Dissolved Oxygen		7.55	PPM	
W-1213	4/21/21		Field Oxidation Potential (Eh)		244.6	mVolts	
W-1213	4/21/21		Field Specific Conductance		1125	umhos/cm	
W-1213	4/21/21		Field Temperature		19.5	Degrees C	
W-1213	4/21/21		Field pH		7.36	Units	
W-1213	4/27/21		Aluminum		< 0.2	mg/L	
W-1213	4/27/21		Bicarbonate Alk (as CaCO3)		390	mg/L	D
W-1213	4/27/21		Calcium		81	mg/L	
W-1213	4/27/21		Carbonate Alk (as CaCO3)		< 8.2	mg/L	D
W-1213	4/27/21		Chloride		110	mg/L	
W-1213	4/27/21		Copper		< 0.05	mg/L	
W-1213	4/27/21		Dissolved Organic Carbon		1.1	mg/L	
W-1213	4/27/21		Fluoride		0.27	mg/L	
W-1213	4/27/21		Hydroxide Alk (as CaCO3)		< 8.2	mg/L	D
W-1213	4/27/21		Iron		< 0.1	mg/L	
W-1213	4/27/21		Magnesium		29	mg/L	
W-1213	4/27/21		Manganese		< 0.03	mg/L	
W-1213	4/27/21		Nickel		< 0.1	mg/L	
W-1213	4/27/21		Nitrate (as N)		4.9	mg/L	
W-1213	4/27/21		Nitrate (as NO3)		22	mg/L	
W-1213	4/27/21		Nitrite (as N)		< 0.5	mg/L	
W-1213	4/27/21		Ortho-Phosphate		0.21	mg/L	
W-1213	4/27/21		Potassium		1.9	mg/L	
W-1213	4/27/21		Sodium		110	mg/L	
W-1213	4/27/21		Specific Conductance		1060	umhos/cm	
W-1213	4/27/21		Sulfate		34	mg/L	
W-1213	4/27/21		Surfactants		< 0.5	mg/L	
W-1213	4/27/21		Total Alkalinity (as CaCO3)		390	mg/L	
W-1213	4/27/21		Total Hardness (as CaCO3)		320	mg/L	
W-1213	4/27/21		Total Phosphorus (as PO4)		0.19	mg/L	
W-1213	4/27/21		Total dissolved solids (TDS)		650	mg/L	D
W-1213	4/27/21		Zinc		< 0.05	mg/L	
W-1213	4/27/21		pH		8.29	Units	
W-1213	4/27/21		Aluminum		< 0.05	mg/L	
W-1213	4/27/21		Antimony		< 0.005	mg/L	
W-1213	4/27/21		Arsenic		< 0.002	mg/L	
W-1213	4/27/21		Barium		0.16	mg/L	
W-1213	4/27/21		Beryllium		< 0.0002	mg/L	

Attachment 2. Table 2. Enhanced Source Area Remediation (ESAR) groundwater performance monitoring results, Livermore Site, 2021.

Well	Date	Sample Type	Parameter	Los Indicator	Result	Units	QA Flag
W-1213	4/27/21		Boron		0.82	mg/L	
W-1213	4/27/21		Cadmium		< 0.0005	mg/L	
W-1213	4/27/21		Cobalt		< 0.05	mg/L	
W-1213	4/27/21		Copper		0.0013	mg/L	
W-1213	4/27/21		Iron		< 0.1	mg/L	
W-1213	4/27/21		Manganese		< 0.03	mg/L	
W-1213	4/27/21		Mercury		< 0.0002	mg/L	
W-1213	4/27/21		Molybdenum		< 0.025	mg/L	
W-1213	4/27/21		Nickel		0.0023	mg/L	
W-1213	4/27/21		Selenium		< 0.002	mg/L	
W-1213	4/27/21		Silver		< 0.001	mg/L	
W-1213	4/27/21		Thallium		< 0.001	mg/L	
W-1213	4/27/21		Vanadium		< 0.02	mg/L	
W-1213	4/27/21		Zinc		< 0.02	mg/L	
W-1213	4/27/21		Field Oxidation Potential (Eh)		202	mVolts	
W-1213	4/27/21		Field Specific Conductance		1044	umhos/cm	
W-1213	4/27/21		Field Temperature		20.6	Degrees C	
W-1213	4/27/21		Field pH		7.16	Units	
W-1213	4/27/21		Acetylene		< 5	ug/L	
W-1213	4/27/21		Ethane		< 5	ug/L	
W-1213	4/27/21		Ethylene		< 5	ug/L	
W-1213	4/27/21		Methane		< 5	ug/L	L
W-1213	5/4/21		Field Dissolved Oxygen		7.11	PPM	
W-1213	5/4/21		Field Oxidation Potential (Eh)		263.6	mVolts	
W-1213	5/4/21		Field Specific Conductance		1123	umhos/cm	
W-1213	5/4/21		Field Temperature		20.7	Degrees C	
W-1213	5/4/21		Field pH		7.36	Units	
W-1213	5/19/21		Field Dissolved Oxygen		7.45	PPM	
W-1213	5/19/21		Field Oxidation Potential (Eh)		262.7	mVolts	
W-1213	5/19/21		Field Specific Conductance		1067	umhos/cm	
W-1213	5/19/21		Field Temperature		19.7	Degrees C	
W-1213	5/19/21		Field pH		7.61	Units	
W-1213	5/19/21		Aluminum		< 0.2	mg/L	
W-1213	5/19/21		Bicarbonate Alk (as CaCO3)		370	mg/L	D
W-1213	5/19/21		Calcium		78	mg/L	
W-1213	5/19/21		Carbonate Alk (as CaCO3)		< 8.2	mg/L	D
W-1213	5/19/21		Chloride		110	mg/L	
W-1213	5/19/21		Copper		< 0.05	mg/L	
W-1213	5/19/21		Dissolved Organic Carbon		< 1	mg/L	O
W-1213	5/19/21		Fluoride		0.23	mg/L	
W-1213	5/19/21		Hydroxide Alk (as CaCO3)		< 8.2	mg/L	D
W-1213	5/19/21		Iron		< 0.1	mg/L	
W-1213	5/19/21		Magnesium		28	mg/L	
W-1213	5/19/21		Manganese		< 0.03	mg/L	
W-1213	5/19/21		Nickel		< 0.1	mg/L	
W-1213	5/19/21		Nitrate (as N)		5	mg/L	
W-1213	5/19/21		Nitrate (as NO3)		22	mg/L	H
W-1213	5/19/21		Nitrite (as N)		< 0.5	mg/L	
W-1213	5/19/21		Ortho-Phosphate		0.21	mg/L	
W-1213	5/19/21		Potassium		1.8	mg/L	
W-1213	5/19/21		Sodium		110	mg/L	
W-1213	5/19/21		Specific Conductance		1090	umhos/cm	
W-1213	5/19/21		Sulfate		33	mg/L	
W-1213	5/19/21		Surfactants		< 0.5	mg/L	
W-1213	5/19/21		Total Alkalinity (as CaCO3)		370	mg/L	
W-1213	5/19/21		Total Hardness (as CaCO3)		310	mg/L	
W-1213	5/19/21		Total Phosphorus (as PO4)		0.37	mg/L	
W-1213	5/19/21		Total dissolved solids (TDS)		600	mg/L	D
W-1213	5/19/21		Zinc		< 0.05	mg/L	
W-1213	5/19/21		pH		8	Units	

Attachment 2. Table 2. Enhanced Source Area Remediation (ESAR) groundwater performance monitoring results, Livermore Site, 2021.

Well	Date	Sample Type	Parameter	Los Indicator	Result	Units	QA Flag
W-1213	5/19/21		Aluminum		< 0.05	mg/L	
W-1213	5/19/21		Antimony		< 0.005	mg/L	
W-1213	5/19/21		Arsenic		< 0.002	mg/L	
W-1213	5/19/21		Barium		0.15	mg/L	
W-1213	5/19/21		Beryllium		< 0.0002	mg/L	
W-1213	5/19/21		Boron		0.8	mg/L	
W-1213	5/19/21		Cadmium		< 0.0005	mg/L	
W-1213	5/19/21		Cobalt		< 0.05	mg/L	
W-1213	5/19/21		Copper		0.0022	mg/L	
W-1213	5/19/21		Iron		< 0.1	mg/L	
W-1213	5/19/21		Manganese		< 0.03	mg/L	
W-1213	5/19/21		Mercury		< 0.0002	mg/L	
W-1213	5/19/21		Molybdenum		< 0.025	mg/L	
W-1213	5/19/21		Nickel		< 0.002	mg/L	
W-1213	5/19/21		Selenium		< 0.002	mg/L	
W-1213	5/19/21		Silver		< 0.001	mg/L	
W-1213	5/19/21		Thallium		< 0.001	mg/L	
W-1213	5/19/21		Vanadium		< 0.02	mg/L	
W-1213	5/19/21		Zinc		< 0.02	mg/L	
W-1213	5/19/21		Field Oxidation Potential (Eh)		118	mVolts	
W-1213	5/19/21		Field Specific Conductance		1104	umhos/cm	
W-1213	5/19/21		Field Temperature		20.5	Degrees C	
W-1213	5/19/21		Field pH		7.46	Units	
W-1213	5/19/21		Acetylene		< 5	ug/L	
W-1213	5/19/21		Ethane		< 5	ug/L	
W-1213	5/19/21		Ethylene		< 5	ug/L	
W-1213	5/19/21		Methane		< 5	ug/L	L
W-1213	6/8/21		Field Dissolved Oxygen		7.78	PPM	
W-1213	6/8/21		Field Oxidation Potential (Eh)		231	mVolts	
W-1213	6/8/21		Field Specific Conductance		1097	umhos/cm	
W-1213	6/8/21		Field Temperature		19.6	Degrees C	
W-1213	6/8/21		Field pH		7.53	Units	
W-1213	6/23/21		Aluminum		< 0.2	mg/L	
W-1213	6/23/21		Bicarbonate Alk (as CaCO3)		370	mg/L	D
W-1213	6/23/21		Calcium		79	mg/L	
W-1213	6/23/21		Carbonate Alk (as CaCO3)		< 8.2	mg/L	D
W-1213	6/23/21		Chloride		100	mg/L	
W-1213	6/23/21		Copper		< 0.05	mg/L	
W-1213	6/23/21		Dissolved Organic Carbon		1.2	mg/L	
W-1213	6/23/21		Fluoride		0.25	mg/L	
W-1213	6/23/21		Hydroxide Alk (as CaCO3)		< 8.2	mg/L	D
W-1213	6/23/21		Iron		< 0.1	mg/L	
W-1213	6/23/21		Magnesium		28	mg/L	
W-1213	6/23/21		Manganese		< 0.03	mg/L	
W-1213	6/23/21		Nickel		< 0.1	mg/L	
W-1213	6/23/21		Nitrate (as N)		4.8	mg/L	
W-1213	6/23/21		Nitrate (as NO3)		21	mg/L	
W-1213	6/23/21		Nitrite (as N)		< 0.5	mg/L	
W-1213	6/23/21		Ortho-Phosphate		0.21	mg/L	
W-1213	6/23/21		Potassium		1.9	mg/L	
W-1213	6/23/21		Sodium		110	mg/L	
W-1213	6/23/21		Specific Conductance		1110	umhos/cm	
W-1213	6/23/21		Sulfate		33	mg/L	
W-1213	6/23/21		Surfactants		< 0.5	mg/L	
W-1213	6/23/21		Total Alkalinity (as CaCO3)		370	mg/L	
W-1213	6/23/21		Total Hardness (as CaCO3)		310	mg/L	
W-1213	6/23/21		Total Phosphorus (as PO4)		0.19	mg/L	O
W-1213	6/23/21		Total dissolved solids (TDS)		630	mg/L	D
W-1213	6/23/21		Zinc		< 0.05	mg/L	
W-1213	6/23/21		pH		7.82	Units	

Attachment 2. Table 2. Enhanced Source Area Remediation (ESAR) groundwater performance monitoring results, Livermore Site, 2021.

Well	Date	Sample Type	Parameter	Los Indicator	Result	Units	QA Flag
W-1213	6/23/21		Aluminum		< 0.05	mg/L	
W-1213	6/23/21		Antimony		< 0.005	mg/L	
W-1213	6/23/21		Arsenic		< 0.002	mg/L	
W-1213	6/23/21		Barium		0.15	mg/L	
W-1213	6/23/21		Beryllium		< 0.0002	mg/L	
W-1213	6/23/21		Boron		0.78	mg/L	
W-1213	6/23/21		Cadmium		< 0.0005	mg/L	
W-1213	6/23/21		Cobalt		< 0.05	mg/L	
W-1213	6/23/21		Copper		< 0.001	mg/L	
W-1213	6/23/21		Iron		< 0.1	mg/L	
W-1213	6/23/21		Manganese		< 0.03	mg/L	
W-1213	6/23/21		Mercury		< 0.0002	mg/L	
W-1213	6/23/21		Molybdenum		< 0.025	mg/L	
W-1213	6/23/21		Nickel		0.0021	mg/L	
W-1213	6/23/21		Selenium		< 0.002	mg/L	
W-1213	6/23/21		Silver		< 0.001	mg/L	
W-1213	6/23/21		Thallium		< 0.001	mg/L	
W-1213	6/23/21		Vanadium		< 0.02	mg/L	
W-1213	6/23/21		Zinc		< 0.02	mg/L	
W-1213	6/23/21		Field Oxidation Potential (Eh)		86	mVolts	
W-1213	6/23/21		Field Specific Conductance		1098	umhos/cm	
W-1213	6/23/21		Field Temperature		27	Degrees C	
W-1213	6/23/21		Field pH		8.1	Units	
W-1213	6/23/21		Acetylene		< 5	ug/L	
W-1213	6/23/21		Ethane		< 5	ug/L	
W-1213	6/23/21		Ethylene		< 5	ug/L	
W-1213	6/23/21		Methane		< 5	ug/L	EO
W-1213	6/23/21		Field Dissolved Oxygen		7.1	PPM	
W-1213	6/23/21		Field Oxidation Potential (Eh)		215.2	mVolts	
W-1213	6/23/21		Field Specific Conductance		1161	umhos/cm	
W-1213	6/23/21		Field Temperature		20.2	Degrees C	
W-1213	6/23/21		Field pH		7.19	Units	
W-1213	7/7/21		Field Dissolved Oxygen		7.22	PPM	
W-1213	7/7/21		Field Oxidation Potential (Eh)		336	mVolts	
W-1213	7/7/21		Field Specific Conductance		1145	umhos/cm	
W-1213	7/7/21		Field Temperature		21	Degrees C	
W-1213	7/7/21		Field pH		7.33	Units	
W-1213	7/20/21		Field Dissolved Oxygen		7.67	PPM	
W-1213	7/20/21		Field Oxidation Potential (Eh)		253.5	mVolts	
W-1213	7/20/21		Field Specific Conductance		1150	umhos/cm	
W-1213	7/20/21		Field Temperature		20.1	Degrees C	
W-1213	7/20/21		Field pH		7.61	Units	
W-1213	7/20/21		Aluminum		< 0.2	mg/L	
W-1213	7/20/21		Bicarbonate Alk (as CaCO3)		370	mg/L	D
W-1213	7/20/21		Calcium		84	mg/L	
W-1213	7/20/21		Carbonate Alk (as CaCO3)		< 8.2	mg/L	D
W-1213	7/20/21		Chloride		110	mg/L	
W-1213	7/20/21		Copper		< 0.05	mg/L	
W-1213	7/20/21		Dissolved Organic Carbon		< 1	mg/L	
W-1213	7/20/21		Fluoride		0.27	mg/L	
W-1213	7/20/21		Hydroxide Alk (as CaCO3)		< 8.2	mg/L	D
W-1213	7/20/21		Iron		< 0.1	mg/L	
W-1213	7/20/21		Magnesium		28	mg/L	
W-1213	7/20/21		Manganese		< 0.03	mg/L	
W-1213	7/20/21		Nickel		< 0.1	mg/L	
W-1213	7/20/21		Nitrate (as N)		4.7	mg/L	
W-1213	7/20/21		Nitrate (as NO3)		21	mg/L	
W-1213	7/20/21		Nitrite (as N)		< 0.5	mg/L	
W-1213	7/20/21		Ortho-Phosphate		0.22	mg/L	
W-1213	7/20/21		Potassium		2	mg/L	

Attachment 2. Table 2. Enhanced Source Area Remediation (ESAR) groundwater performance monitoring results, Livermore Site, 2021.

Well	Date	Sample Type	Parameter	Los Indicator	Result	Units	QA Flag
W-1213	7/20/21		Sodium		110	mg/L	
W-1213	7/20/21		Specific Conductance		1070	umhos/cm	
W-1213	7/20/21		Sulfate		33	mg/L	
W-1213	7/20/21		Surfactants		< 0.5	mg/L	
W-1213	7/20/21		Total Alkalinity (as CaCO3)		370	mg/L	
W-1213	7/20/21		Total Hardness (as CaCO3)		330	mg/L	
W-1213	7/20/21		Total Phosphorus (as PO4)		< 0.15	mg/L	
W-1213	7/20/21		Total dissolved solids (TDS)		640	mg/L	D
W-1213	7/20/21		Zinc		< 0.05	mg/L	
W-1213	7/20/21		pH		8.12	Units	
W-1213	7/20/21		Aluminum		< 0.05	mg/L	
W-1213	7/20/21		Antimony		< 0.005	mg/L	
W-1213	7/20/21		Arsenic		< 0.002	mg/L	
W-1213	7/20/21		Barium		0.16	mg/L	
W-1213	7/20/21		Beryllium		< 0.0002	mg/L	
W-1213	7/20/21		Boron		0.84	mg/L	
W-1213	7/20/21		Cadmium		< 0.0005	mg/L	
W-1213	7/20/21		Cobalt		< 0.05	mg/L	
W-1213	7/20/21		Copper		< 0.001	mg/L	
W-1213	7/20/21		Iron		< 0.1	mg/L	
W-1213	7/20/21		Manganese		< 0.03	mg/L	
W-1213	7/20/21		Mercury		< 0.0002	mg/L	
W-1213	7/20/21		Molybdenum		< 0.025	mg/L	
W-1213	7/20/21		Nickel		< 0.002	mg/L	
W-1213	7/20/21		Selenium		< 0.002	mg/L	
W-1213	7/20/21		Silver		< 0.001	mg/L	
W-1213	7/20/21		Thallium		< 0.001	mg/L	
W-1213	7/20/21		Vanadium		< 0.02	mg/L	
W-1213	7/20/21		Zinc		< 0.02	mg/L	
W-1213	7/20/21		Field Oxidation Potential (Eh)		110	mVolts	
W-1213	7/20/21		Field Specific Conductance		1057	umhos/cm	
W-1213	7/20/21		Field Temperature		23.6	Degrees C	
W-1213	7/20/21		Field pH		7.61	Units	
W-1213	7/20/21		Acetylene		< 5	ug/L	
W-1213	7/20/21		Ethane		< 5	ug/L	
W-1213	7/20/21		Ethylene		< 5	ug/L	
W-1213	7/20/21		Methane		< 5	ug/L	
W-1213	8/4/21		Field Dissolved Oxygen		8.25	PPM	
W-1213	8/4/21		Field Oxidation Potential (Eh)		237.3	mVolts	
W-1213	8/4/21		Field Specific Conductance		1112	umhos/cm	
W-1213	8/4/21		Field Temperature		19.8	Degrees C	
W-1213	8/4/21		Field pH		7.59	Units	
W-1213	8/17/21		Field Dissolved Oxygen		8.14	PPM	
W-1213	8/17/21		Field Oxidation Potential (Eh)		245	mVolts	
W-1213	8/17/21		Field Specific Conductance		1116	umhos/cm	
W-1213	8/17/21		Field Temperature		20.3	Degrees C	
W-1213	8/17/21		Field pH		8.08	Units	
W-1213	8/17/21		Aluminum		< 0.2	mg/L	
W-1213	8/17/21		Bicarbonate Alk (as CaCO3)		370	mg/L	D
W-1213	8/17/21		Calcium		77	mg/L	
W-1213	8/17/21		Carbonate Alk (as CaCO3)		< 8.2	mg/L	D
W-1213	8/17/21		Chloride		110	mg/L	
W-1213	8/17/21		Copper		< 0.05	mg/L	
W-1213	8/17/21		Dissolved Organic Carbon		< 1	mg/L	
W-1213	8/17/21		Fluoride		0.27	mg/L	
W-1213	8/17/21		Hydroxide Alk (as CaCO3)		< 8.2	mg/L	D
W-1213	8/17/21		Iron		< 0.1	mg/L	
W-1213	8/17/21		Magnesium		28	mg/L	
W-1213	8/17/21		Manganese		< 0.03	mg/L	
W-1213	8/17/21		Nickel		< 0.1	mg/L	

Attachment 2. Table 2. Enhanced Source Area Remediation (ESAR) groundwater performance monitoring results, Livermore Site, 2021.

Well	Date	Sample Type	Parameter	Los Indicator	Result	Units	QA Flag
W-1213	8/17/21		Nitrate (as N)		5	mg/L	
W-1213	8/17/21		Nitrate (as NO3)		22	mg/L	H
W-1213	8/17/21		Nitrite (as N)		< 0.5	mg/L	
W-1213	8/17/21		Ortho-Phosphate		0.21	mg/L	
W-1213	8/17/21		Potassium		2	mg/L	
W-1213	8/17/21		Sodium		110	mg/L	
W-1213	8/17/21		Specific Conductance		1080	umhos/cm	
W-1213	8/17/21		Sulfate		34	mg/L	
W-1213	8/17/21		Surfactants		< 0.5	mg/L	
W-1213	8/17/21		Total Alkalinity (as CaCO3)		370	mg/L	
W-1213	8/17/21		Total Hardness (as CaCO3)		310	mg/L	
W-1213	8/17/21		Total Phosphorus (as PO4)		0.37	mg/L	
W-1213	8/17/21		Total dissolved solids (TDS)		650	mg/L	D
W-1213	8/17/21		Zinc		< 0.05	mg/L	
W-1213	8/17/21		pH		8.23	Units	
W-1213	8/17/21		Aluminum		< 0.05	mg/L	
W-1213	8/17/21		Antimony		< 0.005	mg/L	
W-1213	8/17/21		Arsenic		< 0.002	mg/L	
W-1213	8/17/21		Barium		0.16	mg/L	
W-1213	8/17/21		Beryllium		< 0.0002	mg/L	
W-1213	8/17/21		Boron		0.85	mg/L	
W-1213	8/17/21		Cadmium		< 0.0005	mg/L	
W-1213	8/17/21		Cobalt		< 0.05	mg/L	
W-1213	8/17/21		Copper		< 0.001	mg/L	
W-1213	8/17/21		Iron		< 0.1	mg/L	
W-1213	8/17/21		Manganese		< 0.03	mg/L	
W-1213	8/17/21		Mercury		< 0.0002	mg/L	
W-1213	8/17/21		Molybdenum		< 0.025	mg/L	
W-1213	8/17/21		Nickel		< 0.002	mg/L	
W-1213	8/17/21		Selenium		< 0.002	mg/L	
W-1213	8/17/21		Silver		< 0.001	mg/L	
W-1213	8/17/21		Thallium		< 0.001	mg/L	
W-1213	8/17/21		Vanadium		< 0.02	mg/L	
W-1213	8/17/21		Zinc		< 0.02	mg/L	
W-1213	8/17/21		Field Oxidation Potential (Eh)		156	mVolts	
W-1213	8/17/21		Field Specific Conductance		970.4	umhos/cm	
W-1213	8/17/21		Field Temperature		21	Degrees C	
W-1213	8/17/21		Field pH		7.54	Units	
W-1213	8/17/21		Acetylene		< 5	ug/L	
W-1213	8/17/21		Ethane		< 5	ug/L	
W-1213	8/17/21		Ethylene		< 5	ug/L	
W-1213	8/17/21		Methane		< 5	ug/L	
W-1213	9/1/21		Field Dissolved Oxygen		7.69	PPM	
W-1213	9/1/21		Field Oxidation Potential (Eh)		276.1	mVolts	
W-1213	9/1/21		Field Specific Conductance		1084	umhos/cm	
W-1213	9/1/21		Field Temperature		19.3	Degrees C	
W-1213	9/1/21		Field pH		7.67	Units	
W-1213	9/8/21		Field Dissolved Oxygen		7.26	PPM	
W-1213	9/8/21		Field Oxidation Potential (Eh)		139.9	mVolts	
W-1213	9/8/21		Field Specific Conductance		1096	umhos/cm	
W-1213	9/8/21		Field Temperature		21	Degrees C	
W-1213	9/8/21		Field pH		7.6	Units	
W-1213	9/22/21		Field Dissolved Oxygen		7.45	PPM	
W-1213	9/22/21		Field Oxidation Potential (Eh)		298	mVolts	
W-1213	9/22/21		Field Specific Conductance		1100	umhos/cm	
W-1213	9/22/21		Field Temperature		19.9	Degrees C	
W-1213	9/22/21		Field pH		7.62	Units	
W-1213	9/22/21		Aluminum		< 0.2	mg/L	
W-1213	9/22/21		Bicarbonate Alk (as CaCO3)		360	mg/L	D
W-1213	9/22/21		Calcium		81	mg/L	

Attachment 2. Table 2. Enhanced Source Area Remediation (ESAR) groundwater performance monitoring results, Livermore Site, 2021.

Well	Date	Sample Type	Parameter	Los Indicator	Result	Units	QA Flag
W-1213	9/22/21		Carbonate Alk (as CaCO3)		< 8.2	mg/L	D
W-1213	9/22/21		Chloride		100	mg/L	
W-1213	9/22/21		Copper		< 0.05	mg/L	
W-1213	9/22/21		Dissolved Organic Carbon		1.1	mg/L	
W-1213	9/22/21		Fluoride		0.24	mg/L	
W-1213	9/22/21		Hydroxide Alk (as CaCO3)		< 8.2	mg/L	D
W-1213	9/22/21		Iron		< 0.1	mg/L	
W-1213	9/22/21		Magnesium		28	mg/L	
W-1213	9/22/21		Manganese		< 0.03	mg/L	
W-1213	9/22/21		Nickel		< 0.1	mg/L	
W-1213	9/22/21		Nitrate (as N)		4.4	mg/L	
W-1213	9/22/21		Nitrate (as NO3)		20	mg/L	
W-1213	9/22/21		Nitrite (as N)		< 0.5	mg/L	
W-1213	9/22/21		Ortho-Phosphate		0.21	mg/L	
W-1213	9/22/21		Potassium		2	mg/L	
W-1213	9/22/21		Sodium		110	mg/L	
W-1213	9/22/21		Specific Conductance		1070	umhos/cm	
W-1213	9/22/21		Sulfate		31	mg/L	
W-1213	9/22/21		Surfactants		< 0.5	mg/L	
W-1213	9/22/21		Total Alkalinity (as CaCO3)		360	mg/L	
W-1213	9/22/21		Total Hardness (as CaCO3)		320	mg/L	
W-1213	9/22/21		Total Phosphorus (as PO4)		0.15	mg/L	
W-1213	9/22/21		Total dissolved solids (TDS)		670	mg/L	D
W-1213	9/22/21		Zinc		< 0.05	mg/L	
W-1213	9/22/21		pH		7.87	Units	
W-1213	9/22/21		Aluminum		< 0.05	mg/L	
W-1213	9/22/21		Antimony		< 0.005	mg/L	
W-1213	9/22/21		Arsenic		< 0.002	mg/L	
W-1213	9/22/21		Barium		0.17	mg/L	
W-1213	9/22/21		Beryllium		< 0.0002	mg/L	
W-1213	9/22/21		Boron		0.84	mg/L	
W-1213	9/22/21		Cadmium		< 0.0005	mg/L	
W-1213	9/22/21		Cobalt		< 0.05	mg/L	
W-1213	9/22/21		Copper		0.0011	mg/L	
W-1213	9/22/21		Iron		< 0.1	mg/L	
W-1213	9/22/21		Manganese		< 0.03	mg/L	
W-1213	9/22/21		Mercury		< 0.0002	mg/L	
W-1213	9/22/21		Molybdenum		< 0.025	mg/L	
W-1213	9/22/21		Nickel		< 0.002	mg/L	
W-1213	9/22/21		Selenium		< 0.002	mg/L	
W-1213	9/22/21		Silver		< 0.001	mg/L	
W-1213	9/22/21		Thallium		< 0.001	mg/L	
W-1213	9/22/21		Vanadium		< 0.02	mg/L	
W-1213	9/22/21		Zinc		< 0.02	mg/L	
W-1213	9/22/21		Field Oxidation Potential (Eh)		115	mVolts	
W-1213	9/22/21		Field Specific Conductance		953.2	umhos/cm	
W-1213	9/22/21		Field Temperature		24	Degrees C	
W-1213	9/22/21		Field pH		6.96	Units	
W-1213	9/22/21		Acetylene		< 5	ug/L	
W-1213	9/22/21		Ethane		< 5	ug/L	
W-1213	9/22/21		Ethylene		< 5	ug/L	
W-1213	9/22/21		Methane		< 5	ug/L	
W-1213	10/7/21		Field Dissolved Oxygen		7.16	PPM	
W-1213	10/7/21		Field Oxidation Potential (Eh)		280.2	mVolts	
W-1213	10/7/21		Field Specific Conductance		1057	umhos/cm	
W-1213	10/7/21		Field Temperature		19	Degrees C	
W-1213	10/7/21		Field pH		7.61	Units	
W-1213	10/21/21		Field Dissolved Oxygen		7.19	PPM	
W-1213	10/21/21		Field Oxidation Potential (Eh)		302.6	mVolts	
W-1213	10/21/21		Field Specific Conductance		1067	umhos/cm	

Attachment 2. Table 2. Enhanced Source Area Remediation (ESAR) groundwater performance monitoring results, Livermore Site, 2021.

Well	Date	Sample Type	Parameter	Los Indicator	Result	Units	QA Flag
W-1213	10/21/21		Field Temperature		20.1	Degrees C	
W-1213	10/21/21		Field pH		7.54	Units	
W-1213	10/26/21		Aluminum		< 0.2	mg/L	
W-1213	10/26/21		Bicarbonate Alk (as CaCO3)		360	mg/L	DO
W-1213	10/26/21		Calcium		81	mg/L	L
W-1213	10/26/21		Carbonate Alk (as CaCO3)		< 8.2	mg/L	D
W-1213	10/26/21		Chloride		100	mg/L	
W-1213	10/26/21		Copper		< 0.05	mg/L	
W-1213	10/26/21		Dissolved Organic Carbon		< 1	mg/L	
W-1213	10/26/21		Fluoride		0.24	mg/L	
W-1213	10/26/21		Hydroxide Alk (as CaCO3)		< 8.2	mg/L	D
W-1213	10/26/21		Iron		< 0.1	mg/L	
W-1213	10/26/21		Magnesium		27	mg/L	
W-1213	10/26/21		Manganese		< 0.03	mg/L	
W-1213	10/26/21		Nickel		< 0.1	mg/L	
W-1213	10/26/21		Nitrate (as N)		4.5	mg/L	
W-1213	10/26/21		Nitrate (as NO3)		20	mg/L	H
W-1213	10/26/21		Nitrite (as N)		< 0.5	mg/L	
W-1213	10/26/21		Ortho-Phosphate		0.2	mg/L	
W-1213	10/26/21		Potassium		1.9	mg/L	
W-1213	10/26/21		Sodium		110	mg/L	
W-1213	10/26/21		Specific Conductance		1080	umhos/cm	
W-1213	10/26/21		Sulfate		33	mg/L	
W-1213	10/26/21		Surfactants		< 0.5	mg/L	
W-1213	10/26/21		Total Alkalinity (as CaCO3)		360	mg/L	
W-1213	10/26/21		Total Hardness (as CaCO3)		310	mg/L	
W-1213	10/26/21		Total Phosphorus (as PO4)		0.15	mg/L	
W-1213	10/26/21		Total dissolved solids (TDS)		660	mg/L	D
W-1213	10/26/21		Zinc		< 0.05	mg/L	
W-1213	10/26/21		pH		7.68	Units	
W-1213	10/26/21		Aluminum		< 0.05	mg/L	
W-1213	10/26/21		Antimony		< 0.005	mg/L	
W-1213	10/26/21		Arsenic		< 0.002	mg/L	
W-1213	10/26/21		Barium		0.16	mg/L	
W-1213	10/26/21		Beryllium		< 0.0002	mg/L	
W-1213	10/26/21		Boron		0.79	mg/L	
W-1213	10/26/21		Cadmium		< 0.0005	mg/L	
W-1213	10/26/21		Cobalt		< 0.05	mg/L	
W-1213	10/26/21		Copper		< 0.001	mg/L	
W-1213	10/26/21		Iron		< 0.1	mg/L	
W-1213	10/26/21		Manganese		< 0.03	mg/L	
W-1213	10/26/21		Mercury		< 0.0002	mg/L	
W-1213	10/26/21		Molybdenum		< 0.025	mg/L	
W-1213	10/26/21		Nickel		< 0.002	mg/L	
W-1213	10/26/21		Selenium		< 0.002	mg/L	
W-1213	10/26/21		Silver		< 0.001	mg/L	
W-1213	10/26/21		Thallium		< 0.001	mg/L	
W-1213	10/26/21		Vanadium		< 0.02	mg/L	
W-1213	10/26/21		Zinc		< 0.02	mg/L	
W-1213	10/26/21		Field Oxidation Potential (Eh)		159	mVolts	
W-1213	10/26/21		Field Specific Conductance		963.1	umhos/cm	
W-1213	10/26/21		Field Temperature		20.3	Degrees C	
W-1213	10/26/21		Field pH		7.59	Units	
W-1213	10/26/21		Acetylene		< 5	ug/L	
W-1213	10/26/21		Ethane		< 5	ug/L	
W-1213	10/26/21		Ethylene		< 5	ug/L	
W-1213	10/26/21		Methane		< 5	ug/L	
W-1213	11/17/21		Field Dissolved Oxygen		7.18	PPM	
W-1213	11/17/21		Field Oxidation Potential (Eh)		234.1	mVolts	
W-1213	11/17/21		Field Specific Conductance		1100	umhos/cm	

Attachment 2. Table 2. Enhanced Source Area Remediation (ESAR) groundwater performance monitoring results, Livermore Site, 2021.

Well	Date	Sample Type	Parameter	Los Indicator	Result	Units	QA Flag
W-1213	11/17/21		Field Temperature		19.2	Degrees C	
W-1213	11/17/21		Field pH		7.49	Units	
W-1213	11/17/21		Aluminum		< 0.2	mg/L	
W-1213	11/17/21		Bicarbonate Alk (as CaCO3)		370	mg/L	D
W-1213	11/17/21		Calcium		70	mg/L	
W-1213	11/17/21		Carbonate Alk (as CaCO3)		< 8.2	mg/L	D
W-1213	11/17/21		Chloride		100	mg/L	
W-1213	11/17/21		Copper		< 0.05	mg/L	
W-1213	11/17/21		Dissolved Organic Carbon		< 1	mg/L	
W-1213	11/17/21		Fluoride		0.23	mg/L	
W-1213	11/17/21		Hydroxide Alk (as CaCO3)		< 8.2	mg/L	D
W-1213	11/17/21		Iron		< 0.1	mg/L	
W-1213	11/17/21		Magnesium		26	mg/L	
W-1213	11/17/21		Manganese		< 0.03	mg/L	
W-1213	11/17/21		Nickel		< 0.1	mg/L	
W-1213	11/17/21		Nitrate (as N)		4.8	mg/L	
W-1213	11/17/21		Nitrate (as NO3)		21	mg/L	
W-1213	11/17/21		Nitrite (as N)		< 0.5	mg/L	
W-1213	11/17/21		Ortho-Phosphate		0.2	mg/L	
W-1213	11/17/21		Potassium		1.8	mg/L	
W-1213	11/17/21		Sodium		95	mg/L	
W-1213	11/17/21		Specific Conductance		1090	umhos/cm	
W-1213	11/17/21		Sulfate		33	mg/L	
W-1213	11/17/21		Surfactants		< 0.5	mg/L	
W-1213	11/17/21		Total Alkalinity (as CaCO3)		370	mg/L	
W-1213	11/17/21		Total Hardness (as CaCO3)		280	mg/L	
W-1213	11/17/21		Total Phosphorus (as PO4)		< 0.15	mg/L	
W-1213	11/17/21		Total dissolved solids (TDS)		510	mg/L	D
W-1213	11/17/21		Zinc		< 0.05	mg/L	
W-1213	11/17/21		pH		8.02	Units	
W-1213	11/17/21		Aluminum		< 0.05	mg/L	
W-1213	11/17/21		Antimony		< 0.005	mg/L	
W-1213	11/17/21		Arsenic		< 0.002	mg/L	
W-1213	11/17/21		Barium		0.15	mg/L	
W-1213	11/17/21		Beryllium		< 0.0002	mg/L	
W-1213	11/17/21		Boron		0.79	mg/L	
W-1213	11/17/21		Cadmium		< 0.0005	mg/L	
W-1213	11/17/21		Cobalt		< 0.05	mg/L	
W-1213	11/17/21		Copper		< 0.001	mg/L	
W-1213	11/17/21		Iron		< 0.1	mg/L	
W-1213	11/17/21		Manganese		< 0.03	mg/L	
W-1213	11/17/21		Mercury		< 0.0002	mg/L	
W-1213	11/17/21		Molybdenum		< 0.025	mg/L	
W-1213	11/17/21		Nickel		< 0.002	mg/L	
W-1213	11/17/21		Selenium		< 0.002	mg/L	
W-1213	11/17/21		Silver		< 0.001	mg/L	
W-1213	11/17/21		Thallium		< 0.001	mg/L	
W-1213	11/17/21		Vanadium		< 0.02	mg/L	
W-1213	11/17/21		Zinc		< 0.02	mg/L	
W-1213	11/17/21		Field Oxidation Potential (Eh)		160	mVolts	
W-1213	11/17/21		Field Specific Conductance		968.7	umhos/cm	
W-1213	11/17/21		Field Temperature		19.2	Degrees C	
W-1213	11/17/21		Field pH		7.73	Units	
W-1213	11/17/21		Acetylene		< 5	ug/L	
W-1213	11/17/21		Ethane		< 5	ug/L	
W-1213	11/17/21		Ethylene		< 5	ug/L	
W-1213	11/17/21		Methane		< 5	ug/L	
W-1213	12/9/21		Field Dissolved Oxygen		7.84	PPM	
W-1213	12/9/21		Field Oxidation Potential (Eh)		197	mVolts	
W-1213	12/9/21		Field Specific Conductance		1069	umhos/cm	

Attachment 2. Table 2. Enhanced Source Area Remediation (ESAR) groundwater performance monitoring results, Livermore Site, 2021.

Well	Date	Sample Type	Parameter	Los Indicator	Result	Units	QA Flag
W-1213	12/9/21		Field Temperature		19.6	Degrees C	
W-1213	12/9/21		Field pH		7.46	Units	
W-1213	12/20/21		Acetylene		< 5	ug/L	
W-1213	12/20/21		Ethane		< 5	ug/L	
W-1213	12/20/21		Ethylene		< 5	ug/L	
W-1213	12/20/21		Methane		< 5	ug/L	
W-1213	12/20/21		Field Dissolved Oxygen		7.64	PPM	
W-1213	12/20/21		Field Oxidation Potential (Eh)		169	mVolts	
W-1213	12/20/21		Field Specific Conductance		1058	umhos/cm	
W-1213	12/20/21		Field Temperature		19	Degrees C	
W-1213	12/20/21		Field pH		7.5	Units	
W-1213	12/20/21		Aluminum		< 0.2	mg/L	
W-1213	12/20/21		Bicarbonate Alk (as CaCO3)		370	mg/L	D
W-1213	12/20/21		Calcium		84	mg/L	
W-1213	12/20/21		Carbonate Alk (as CaCO3)		< 8.2	mg/L	D
W-1213	12/20/21		Chloride		100	mg/L	
W-1213	12/20/21		Copper		< 0.05	mg/L	
W-1213	12/20/21		Dissolved Organic Carbon		< 1	mg/L	
W-1213	12/20/21		Fluoride		0.26	mg/L	
W-1213	12/20/21		Hydroxide Alk (as CaCO3)		< 8.2	mg/L	D
W-1213	12/20/21		Iron		< 0.1	mg/L	
W-1213	12/20/21		Magnesium		30	mg/L	
W-1213	12/20/21		Manganese		< 0.03	mg/L	
W-1213	12/20/21		Nickel		< 0.1	mg/L	
W-1213	12/20/21		Nitrate (as N)		4.8	mg/L	
W-1213	12/20/21		Nitrate (as NO3)		21	mg/L	
W-1213	12/20/21		Nitrite (as N)		< 0.5	mg/L	
W-1213	12/20/21		Ortho-Phosphate		0.2	mg/L	
W-1213	12/20/21		Potassium		1.9	mg/L	
W-1213	12/20/21		Sodium		110	mg/L	
W-1213	12/20/21		Specific Conductance		1050	umhos/cm	
W-1213	12/20/21		Sulfate		33	mg/L	
W-1213	12/20/21		Surfactants		< 0.5	mg/L	
W-1213	12/20/21		Total Alkalinity (as CaCO3)		370	mg/L	
W-1213	12/20/21		Total Hardness (as CaCO3)		330	mg/L	
W-1213	12/20/21		Total Phosphorus (as PO4)		0.2	mg/L	
W-1213	12/20/21		Total dissolved solids (TDS)		660	mg/L	D
W-1213	12/20/21		Zinc		< 0.05	mg/L	
W-1213	12/20/21		pH		8.07	Units	
W-1213	12/20/21		Aluminum		< 0.05	mg/L	
W-1213	12/20/21		Antimony		< 0.005	mg/L	
W-1213	12/20/21		Arsenic		< 0.002	mg/L	
W-1213	12/20/21		Barium		0.15	mg/L	
W-1213	12/20/21		Beryllium		< 0.0002	mg/L	
W-1213	12/20/21		Boron		0.89	mg/L	
W-1213	12/20/21		Cadmium		< 0.0005	mg/L	
W-1213	12/20/21		Cobalt		< 0.05	mg/L	
W-1213	12/20/21		Copper		< 0.001	mg/L	
W-1213	12/20/21		Iron		< 0.1	mg/L	
W-1213	12/20/21		Manganese		< 0.03	mg/L	
W-1213	12/20/21		Mercury		< 0.0002	mg/L	
W-1213	12/20/21		Molybdenum		< 0.025	mg/L	
W-1213	12/20/21		Nickel		< 0.002	mg/L	
W-1213	12/20/21		Selenium		< 0.002	mg/L	
W-1213	12/20/21		Silver		< 0.001	mg/L	
W-1213	12/20/21		Thallium		< 0.001	mg/L	
W-1213	12/20/21		Vanadium		< 0.02	mg/L	
W-1213	12/20/21		Zinc		< 0.02	mg/L	
W-1213	12/20/21		Field Oxidation Potential (Eh)		213	mVolts	
W-1213	12/20/21		Field Specific Conductance		958.5	umhos/cm	

Attachment 2. Table 2. Enhanced Source Area Remediation (ESAR) groundwater performance monitoring results, Livermore Site, 2021.

Well	Date	Sample Type	Parameter	Los Indicator	Result	Units	QA Flag
W-1213	12/20/21		Field Temperature		17	Degrees C	
W-1213	12/20/21		Field pH		7.81	Units	
W-1552	3/23/21		Field Oxidation Potential (Eh)		7	mVolts	
W-1552	3/23/21		Field Specific Conductance		1706	umhos/cm	
W-1552	3/23/21		Field Temperature		15.8	Degrees C	
W-1552	3/23/21		Field pH		5.55	Units	
W-1650	1/6/21		Field Dissolved Oxygen		0.34	PPM	
W-1650	1/6/21		Field Oxidation Potential (Eh)		-38.2	mVolts	
W-1650	1/6/21		Field Specific Conductance		2059	umhos/cm	
W-1650	1/6/21		Field Temperature		19.9	Degrees C	
W-1650	1/6/21		Field pH		6.68	Units	
W-1650	1/21/21		Field Dissolved Oxygen		0.31	PPM	
W-1650	1/21/21		Field Oxidation Potential (Eh)		-87.9	mVolts	
W-1650	1/21/21		Field Specific Conductance		1852	umhos/cm	
W-1650	1/21/21		Field Temperature		19.8	Degrees C	
W-1650	1/21/21		Field pH		6.95	Units	
W-1650	2/3/21		Field Dissolved Oxygen		3.01	PPM	
W-1650	2/3/21		Field Oxidation Potential (Eh)		-108.9	mVolts	
W-1650	2/3/21		Field Specific Conductance		1666	umhos/cm	
W-1650	2/3/21		Field Temperature		18.9	Degrees C	
W-1650	2/3/21		Field pH		7.04	Units	
W-1650	2/17/21		Field Dissolved Oxygen		0.33	PPM	
W-1650	2/17/21		Field Oxidation Potential (Eh)		-53.9	mVolts	
W-1650	2/17/21		Field Specific Conductance		1734	umhos/cm	
W-1650	2/17/21		Field Temperature		20.1	Degrees C	
W-1650	2/17/21		Field pH		6.66	Units	
W-1650	3/3/21		Field Dissolved Oxygen		0.29	PPM	
W-1650	3/3/21		Field Oxidation Potential (Eh)		260.3	mVolts	
W-1650	3/3/21		Field Specific Conductance		1847	umhos/cm	
W-1650	3/3/21		Field Temperature		19.8	Degrees C	
W-1650	3/18/21		Field Dissolved Oxygen		3.18	PPM	
W-1650	3/18/21		Field Oxidation Potential (Eh)		121.6	mVolts	
W-1650	3/18/21		Field Specific Conductance		1813	umhos/cm	
W-1650	3/18/21		Field Temperature		19.1	Degrees C	
W-1650	3/18/21		Field pH		6.72	Units	
W-1650	3/23/21		Acetate		3407	mg/L	D
W-1650	3/23/21		Butyrate		1877	mg/L	D
W-1650	3/23/21		Formate		< 22	mg/L	D
W-1650	3/23/21		Lactate		11586	mg/L	D
W-1650	3/23/21		Propionate		1219	mg/L	D
W-1650	3/23/21		Pyruvate		103	mg/L	D
W-1650	3/23/21		Nitrate (as NO3)		< 2.2	mg/L	D
W-1650	3/23/21		Sulfate		53	mg/L	D
W-1650	3/23/21		Field Oxidation Potential (Eh)		-71	mVolts	
W-1650	3/23/21		Field Specific Conductance		1687	umhos/cm	
W-1650	3/23/21		Field Temperature		16.6	Degrees C	
W-1650	3/23/21		Field pH		6.19	Units	
W-1650	4/7/21		Field Dissolved Oxygen		0.24	PPM	
W-1650	4/7/21		Field Oxidation Potential (Eh)		-4.6	mVolts	
W-1650	4/7/21		Field Specific Conductance		1800	umhos/cm	
W-1650	4/7/21		Field Temperature		19.9	Degrees C	
W-1650	4/7/21		Field pH		6.64	Units	
W-1650	4/21/21		Field Dissolved Oxygen		0.31	PPM	
W-1650	4/21/21		Field Oxidation Potential (Eh)		2.5	mVolts	
W-1650	4/21/21		Field Specific Conductance		1812	umhos/cm	
W-1650	4/21/21		Field Temperature		19.9	Degrees C	
W-1650	4/21/21		Field pH		6.81	Units	
W-1650	5/4/21		Field Dissolved Oxygen		0.4	PPM	
W-1650	5/4/21		Field Oxidation Potential (Eh)		42.4	mVolts	
W-1650	5/4/21		Field Specific Conductance		1794	umhos/cm	

Attachment 2. Table 2. Enhanced Source Area Remediation (ESAR) groundwater performance monitoring results, Livermore Site, 2021.

Well	Date	Sample Type	Parameter	Los Indicator	Result	Units	QA Flag
W-1650	5/4/21		Field Temperature		19.9	Degrees C	
W-1650	5/4/21		Field pH		6.69	Units	
W-1650	5/19/21		Field Dissolved Oxygen		0.41	PPM	
W-1650	5/19/21		Field Oxidation Potential (Eh)		136.3	mVolts	
W-1650	5/19/21		Field Specific Conductance		1717	umhos/cm	
W-1650	5/19/21		Field Temperature		19.9	Degrees C	
W-1650	5/19/21		Field pH		6.76	Units	
W-1650	6/8/21		Field Dissolved Oxygen		0.33	PPM	
W-1650	6/8/21		Field Oxidation Potential (Eh)		10.4	mVolts	
W-1650	6/8/21		Field Specific Conductance		1790	umhos/cm	
W-1650	6/8/21		Field Temperature		19.9	Degrees C	
W-1650	6/8/21		Field pH		6.73	Units	
W-1650	6/22/21		Nitrate (as NO3)		< 0.88	mg/L	D
W-1650	6/22/21		Sulfate		65	mg/L	D
W-1650	6/23/21		Field Dissolved Oxygen		0.25	PPM	
W-1650	6/23/21		Field Oxidation Potential (Eh)		109	mVolts	
W-1650	6/23/21		Field Specific Conductance		1886	umhos/cm	
W-1650	6/23/21		Field Temperature		19.7	Degrees C	
W-1650	6/23/21		Field pH		6.51	Units	
W-1650	7/7/21		Field Dissolved Oxygen		0.5	PPM	
W-1650	7/7/21		Field Oxidation Potential (Eh)		86.1	mVolts	
W-1650	7/7/21		Field Specific Conductance		1874	umhos/cm	
W-1650	7/7/21		Field Temperature		19.8	Degrees C	
W-1650	7/7/21		Field pH		6.81	Units	
W-1650	7/20/21		Field Dissolved Oxygen		0.44	PPM	
W-1650	7/20/21		Field Oxidation Potential (Eh)		147.4	mVolts	
W-1650	7/20/21		Field Specific Conductance		1889	umhos/cm	
W-1650	7/20/21		Field Temperature		19.8	Degrees C	
W-1650	7/20/21		Field pH		6.88	Units	
W-1650	8/4/21		Field Dissolved Oxygen		0.39	PPM	
W-1650	8/4/21		Field Oxidation Potential (Eh)		24.1	mVolts	
W-1650	8/4/21		Field Specific Conductance		1872	umhos/cm	
W-1650	8/4/21		Field Temperature		19.8	Degrees C	
W-1650	8/4/21		Field pH		6.94	Units	
W-1650	8/17/21		Field Dissolved Oxygen		0.8	PPM	
W-1650	8/17/21		Field Oxidation Potential (Eh)		83.9	mVolts	
W-1650	8/17/21		Field Specific Conductance		1839	umhos/cm	
W-1650	8/17/21		Field Temperature		19.8	Degrees C	
W-1650	8/17/21		Field pH		7.11	Units	
W-1650	9/1/21		Field Dissolved Oxygen		0.44	PPM	
W-1650	9/1/21		Field Oxidation Potential (Eh)		68.6	mVolts	
W-1650	9/1/21		Field Specific Conductance		1794	umhos/cm	
W-1650	9/1/21		Field Temperature		19.8	Degrees C	
W-1650	9/1/21		Field pH		6.84	Units	
W-1650	9/8/21		Field Dissolved Oxygen		0.61	PPM	
W-1650	9/8/21		Field Oxidation Potential (Eh)		45.3	mVolts	
W-1650	9/8/21		Field Specific Conductance		1840	umhos/cm	
W-1650	9/8/21		Field Temperature		19.7	Degrees C	
W-1650	9/8/21		Field pH		6.82	Units	
W-1650	9/21/21		Nitrate (as NO3)		< 0.88	mg/L	D
W-1650	9/21/21		Sulfate		80	mg/L	D
W-1650	9/22/21		Field Dissolved Oxygen		0.59	PPM	
W-1650	9/22/21		Field Oxidation Potential (Eh)		115	mVolts	
W-1650	9/22/21		Field Specific Conductance		1802	umhos/cm	
W-1650	9/22/21		Field Temperature		19.6	Degrees C	
W-1650	9/22/21		Field pH		6.71	Units	
W-1650	10/7/21		Field Dissolved Oxygen		0.3	PPM	
W-1650	10/7/21		Field Oxidation Potential (Eh)		67.3	mVolts	
W-1650	10/7/21		Field Specific Conductance		1747	umhos/cm	
W-1650	10/7/21		Field Temperature		19.8	Degrees C	

Attachment 2. Table 2. Enhanced Source Area Remediation (ESAR) groundwater performance monitoring results, Livermore Site, 2021.

Well	Date	Sample Type	Parameter	Los Indicator	Result	Units	QA Flag
W-1650	10/7/21		Field pH		6.78	Units	
W-1650	10/21/21		Field Dissolved Oxygen		0.49	PPM	
W-1650	10/21/21		Field Oxidation Potential (Eh)		129.3	mVolts	
W-1650	10/21/21		Field Specific Conductance		1761	umhos/cm	
W-1650	10/21/21		Field Temperature		19.8	Degrees C	
W-1650	10/21/21		Field pH		6.88	Units	
W-1650	10/27/21		Aluminum		< 0.05	mg/L	
W-1650	10/27/21		Antimony		< 0.005	mg/L	
W-1650	10/27/21		Arsenic		< 0.002	mg/L	
W-1650	10/27/21		Barium		0.16	mg/L	
W-1650	10/27/21		Beryllium		< 0.0002	mg/L	
W-1650	10/27/21		Boron		2.1	mg/L	
W-1650	10/27/21		Cadmium		< 0.0005	mg/L	
W-1650	10/27/21		Cobalt		< 0.05	mg/L	
W-1650	10/27/21		Copper		< 0.001	mg/L	
W-1650	10/27/21		Iron		1.1	mg/L	
W-1650	10/27/21		Manganese		0.66	mg/L	
W-1650	10/27/21		Mercury		< 0.0002	mg/L	
W-1650	10/27/21		Molybdenum		< 0.025	mg/L	
W-1650	10/27/21		Nickel		0.0084	mg/L	
W-1650	10/27/21		Nitrate (as NO3)		< 1	mg/L	D
W-1650	10/27/21		Selenium		< 0.002	mg/L	
W-1650	10/27/21		Silver		< 0.001	mg/L	
W-1650	10/27/21		Sulfate		88	mg/L	D
W-1650	10/27/21		Thallium		< 0.001	mg/L	
W-1650	10/27/21		Vanadium		< 0.02	mg/L	
W-1650	10/27/21		Zinc		< 0.02	mg/L	
W-1650	11/3/21		Field Dissolved Oxygen		0.38	PPM	
W-1650	11/3/21		Field Oxidation Potential (Eh)		93.8	mVolts	
W-1650	11/3/21		Field Specific Conductance		1833	umhos/cm	
W-1650	11/3/21		Field Temperature		19.8	Degrees C	
W-1650	11/3/21		Field pH		6.64	Units	
W-1650	11/17/21		Field Dissolved Oxygen		0.38	PPM	
W-1650	11/17/21		Field Oxidation Potential (Eh)		70.6	mVolts	
W-1650	11/17/21		Field Specific Conductance		1841	umhos/cm	
W-1650	11/17/21		Field Temperature		19.8	Degrees C	
W-1650	11/17/21		Field pH		6.76	Units	
W-1650	12/9/21		Field Dissolved Oxygen		0.25	PPM	
W-1650	12/9/21		Field Oxidation Potential (Eh)		-77.8	mVolts	
W-1650	12/9/21		Field Specific Conductance		1852	umhos/cm	
W-1650	12/9/21		Field Temperature		20	Degrees C	
W-1650	12/9/21		Field pH		6.59	Units	
W-1650	12/20/21		Field Dissolved Oxygen		0.36	PPM	
W-1650	12/20/21		Field Oxidation Potential (Eh)		-90	mVolts	
W-1650	12/20/21		Field Specific Conductance		1769	umhos/cm	
W-1650	12/20/21		Field Temperature		20	Degrees C	
W-1650	12/20/21		Field pH		6.64	Units	
W-1651	1/6/21		Field Dissolved Oxygen		0.38	PPM	
W-1651	1/6/21		Field Oxidation Potential (Eh)		-34.6	mVolts	
W-1651	1/6/21		Field Specific Conductance		1838	umhos/cm	
W-1651	1/6/21		Field Temperature		19.6	Degrees C	
W-1651	1/6/21		Field pH		6.77	Units	
W-1651	1/21/21		Field Dissolved Oxygen		0.43	PPM	
W-1651	1/21/21		Field Oxidation Potential (Eh)		-49.7	mVolts	
W-1651	1/21/21		Field Specific Conductance		1643	umhos/cm	
W-1651	1/21/21		Field Temperature		19.7	Degrees C	
W-1651	1/21/21		Field pH		6.96	Units	
W-1651	2/3/21		Field Dissolved Oxygen		3.23	PPM	
W-1651	2/3/21		Field Oxidation Potential (Eh)		40.4	mVolts	
W-1651	2/3/21		Field Specific Conductance		1490	umhos/cm	

Attachment 2. Table 2. Enhanced Source Area Remediation (ESAR) groundwater performance monitoring results, Livermore Site, 2021.

Well	Date	Sample Type	Parameter	Los Indicator	Result	Units	QA Flag
W-1651	2/3/21		Field Temperature		19.3	Degrees C	
W-1651	2/3/21		Field pH		7.31	Units	
W-1651	2/17/21		Field Dissolved Oxygen		0.41	PPM	
W-1651	2/17/21		Field Oxidation Potential (Eh)		-110.5	mVolts	
W-1651	2/17/21		Field Specific Conductance		1551	umhos/cm	
W-1651	2/17/21		Field Temperature		19.9	Degrees C	
W-1651	2/17/21		Field pH		6.9	Units	
W-1651	3/3/21		Field Dissolved Oxygen		0.23	PPM	
W-1651	3/3/21		Field Oxidation Potential (Eh)		536.9	mVolts	
W-1651	3/3/21		Field Specific Conductance		1615	umhos/cm	
W-1651	3/3/21		Field Temperature		19.7	Degrees C	
W-1651	3/18/21		Field Dissolved Oxygen		3.79	PPM	
W-1651	3/18/21		Field Oxidation Potential (Eh)		305.1	mVolts	
W-1651	3/18/21		Field Specific Conductance		1587	umhos/cm	
W-1651	3/18/21		Field Temperature		18.7	Degrees C	
W-1651	3/18/21		Field pH		6.96	Units	
W-1651	3/23/21		Acetate		8	mg/L	D
W-1651	3/23/21		Butyrate		2.4	mg/L	D
W-1651	3/23/21		Formate		< 0.22	mg/L	D
W-1651	3/23/21		Lactate		73	mg/L	D
W-1651	3/23/21		Propionate		1.8	mg/L	D
W-1651	3/23/21		Pyruvate		< 0.69	mg/L	D
W-1651	3/23/21		Nitrate (as NO3)		14	mg/L	D
W-1651	3/23/21		Sulfate		65	mg/L	D
W-1651	3/23/21		Field Oxidation Potential (Eh)		-53	mVolts	
W-1651	3/23/21		Field Specific Conductance		1812	umhos/cm	
W-1651	3/23/21		Field Temperature		19	Degrees C	
W-1651	3/23/21		Field pH		5.98	Units	
W-1651	4/7/21		Field Dissolved Oxygen		0.41	PPM	
W-1651	4/7/21		Field Oxidation Potential (Eh)		39.3	mVolts	
W-1651	4/7/21		Field Specific Conductance		1544	umhos/cm	
W-1651	4/7/21		Field Temperature		19.6	Degrees C	
W-1651	4/7/21		Field pH		6.88	Units	
W-1651	4/21/21		Field Dissolved Oxygen		0.55	PPM	
W-1651	4/21/21		Field Oxidation Potential (Eh)		117	mVolts	
W-1651	4/21/21		Field Specific Conductance		1573	umhos/cm	
W-1651	4/21/21		Field Temperature		19.7	Degrees C	
W-1651	4/21/21		Field pH		7.04	Units	
W-1651	5/4/21		Field Dissolved Oxygen		0.49	PPM	
W-1651	5/4/21		Field Oxidation Potential (Eh)		137.9	mVolts	
W-1651	5/4/21		Field Specific Conductance		1574	umhos/cm	
W-1651	5/4/21		Field Temperature		19.7	Degrees C	
W-1651	5/4/21		Field pH		6.88	Units	
W-1651	5/19/21		Field Dissolved Oxygen		0.66	PPM	
W-1651	5/19/21		Field Oxidation Potential (Eh)		151.6	mVolts	
W-1651	5/19/21		Field Specific Conductance		1493	umhos/cm	
W-1651	5/19/21		Field Temperature		19.6	Degrees C	
W-1651	5/19/21		Field pH		7.06	Units	
W-1651	6/8/21		Field Dissolved Oxygen		0.46	PPM	
W-1651	6/8/21		Field Oxidation Potential (Eh)		117.5	mVolts	
W-1651	6/8/21		Field Specific Conductance		1535	umhos/cm	
W-1651	6/8/21		Field Temperature		19.7	Degrees C	
W-1651	6/8/21		Field pH		6.94	Units	
W-1651	6/22/21		Nitrate (as NO3)		4.7	mg/L	
W-1651	6/22/21		Sulfate		73	mg/L	
W-1651	6/23/21		Field Dissolved Oxygen		0.29	PPM	
W-1651	6/23/21		Field Oxidation Potential (Eh)		-9.2	mVolts	
W-1651	6/23/21		Field Specific Conductance		1608	umhos/cm	
W-1651	6/23/21		Field Temperature		19.7	Degrees C	
W-1651	6/23/21		Field pH		6.68	Units	

Attachment 2. Table 2. Enhanced Source Area Remediation (ESAR) groundwater performance monitoring results, Livermore Site, 2021.

Well	Date	Sample Type	Parameter	Los Indicator	Result	Units	QA Flag
W-1651	7/7/21		Field Dissolved Oxygen		0.59	PPM	
W-1651	7/7/21		Field Oxidation Potential (Eh)		130.9	mVolts	
W-1651	7/7/21		Field Specific Conductance		1634	umhos/cm	
W-1651	7/7/21		Field Temperature		19.5	Degrees C	
W-1651	7/7/21		Field pH		6.97	Units	
W-1651	7/20/21		Field Dissolved Oxygen		0.43	PPM	
W-1651	7/20/21		Field Oxidation Potential (Eh)		265	mVolts	
W-1651	7/20/21		Field Specific Conductance		1641	umhos/cm	
W-1651	7/20/21		Field Temperature		19.6	Degrees C	
W-1651	7/20/21		Field pH		7.03	Units	
W-1651	8/4/21		Field Dissolved Oxygen		0.32	PPM	
W-1651	8/4/21		Field Oxidation Potential (Eh)		8	mVolts	
W-1651	8/4/21		Field Specific Conductance		1605	umhos/cm	
W-1651	8/4/21		Field Temperature		19.6	Degrees C	
W-1651	8/4/21		Field pH		7.17	Units	
W-1651	8/17/21		Field Dissolved Oxygen		0.47	PPM	
W-1651	8/17/21		Field Oxidation Potential (Eh)		63.1	mVolts	
W-1651	8/17/21		Field Specific Conductance		1619	umhos/cm	
W-1651	8/17/21		Field Temperature		19.6	Degrees C	
W-1651	8/17/21		Field pH		7.38	Units	
W-1651	9/1/21		Field Dissolved Oxygen		0.68	PPM	
W-1651	9/1/21		Field Oxidation Potential (Eh)		12.9	mVolts	
W-1651	9/1/21		Field Specific Conductance		1616	umhos/cm	
W-1651	9/1/21		Field Temperature		19.6	Degrees C	
W-1651	9/1/21		Field pH		7.13	Units	
W-1651	9/8/21		Field Dissolved Oxygen		0.55	PPM	
W-1651	9/8/21		Field Oxidation Potential (Eh)		-20	mVolts	
W-1651	9/8/21		Field Specific Conductance		1673	umhos/cm	
W-1651	9/8/21		Field Temperature		19.6	Degrees C	
W-1651	9/8/21		Field pH		6.98	Units	
W-1651	9/21/21		Nitrate (as NO3)		11	mg/L	D
W-1651	9/21/21		Sulfate		71	mg/L	D
W-1651	9/22/21		Field Dissolved Oxygen		0.77	PPM	
W-1651	9/22/21		Field Oxidation Potential (Eh)		124	mVolts	
W-1651	9/22/21		Field Specific Conductance		1657	umhos/cm	
W-1651	9/22/21		Field Temperature		19.6	Degrees C	
W-1651	9/22/21		Field pH		7.03	Units	
W-1651	10/7/21		Field Dissolved Oxygen		0.5	PPM	
W-1651	10/7/21		Field Oxidation Potential (Eh)		36.3	mVolts	
W-1651	10/7/21		Field Specific Conductance		1580	umhos/cm	
W-1651	10/7/21		Field Temperature		19.5	Degrees C	
W-1651	10/7/21		Field pH		7.05	Units	
W-1651	10/21/21		Field Dissolved Oxygen		0.56	PPM	
W-1651	10/21/21		Field Oxidation Potential (Eh)		90.7	mVolts	
W-1651	10/21/21		Field Specific Conductance		1619	umhos/cm	
W-1651	10/21/21		Field Temperature		19.6	Degrees C	
W-1651	10/21/21		Field pH		7.12	Units	
W-1651	10/27/21		Aluminum		< 0.05	mg/L	
W-1651	10/27/21		Antimony		< 0.005	mg/L	
W-1651	10/27/21		Arsenic		< 0.002	mg/L	
W-1651	10/27/21		Barium		0.14	mg/L	
W-1651	10/27/21		Beryllium		< 0.0002	mg/L	
W-1651	10/27/21		Boron		2.1	mg/L	
W-1651	10/27/21		Cadmium		< 0.0005	mg/L	
W-1651	10/27/21		Cobalt		< 0.05	mg/L	
W-1651	10/27/21		Copper		< 0.001	mg/L	
W-1651	10/27/21		Iron		< 0.1	mg/L	
W-1651	10/27/21		Manganese		0.035	mg/L	
W-1651	10/27/21		Mercury		< 0.0002	mg/L	
W-1651	10/27/21		Molybdenum		< 0.025	mg/L	

Attachment 2. Table 2. Enhanced Source Area Remediation (ESAR) groundwater performance monitoring results, Livermore Site, 2021.

Well	Date	Sample Type	Parameter	Los Indicator	Result	Units	QA Flag
W-1651	10/27/21		Nickel		0.0027	mg/L	
W-1651	10/27/21		Nitrate (as NO3)		16	mg/L	D
W-1651	10/27/21		Selenium		< 0.002	mg/L	
W-1651	10/27/21		Silver		< 0.001	mg/L	
W-1651	10/27/21		Sulfate		69	mg/L	D
W-1651	10/27/21		Thallium		< 0.001	mg/L	
W-1651	10/27/21		Vanadium		< 0.02	mg/L	
W-1651	10/27/21		Zinc		< 0.02	mg/L	
W-1651	11/3/21		Field Dissolved Oxygen		0.49	PPM	
W-1651	11/3/21		Field Oxidation Potential (Eh)		59.3	mVolts	
W-1651	11/3/21		Field Specific Conductance		1677	umhos/cm	
W-1651	11/3/21		Field Temperature		19.5	Degrees C	
W-1651	11/3/21		Field pH		6.87	Units	
W-1651	11/17/21		Field Dissolved Oxygen		0.56	PPM	
W-1651	11/17/21		Field Oxidation Potential (Eh)		121.7	mVolts	
W-1651	11/17/21		Field Specific Conductance		1673	umhos/cm	
W-1651	11/17/21		Field Temperature		19.5	Degrees C	
W-1651	11/17/21		Field pH		7.11	Units	
W-1651	12/9/21		Field Dissolved Oxygen		0.55	PPM	
W-1651	12/9/21		Field Oxidation Potential (Eh)		-111	mVolts	
W-1651	12/9/21		Field Specific Conductance		1611	umhos/cm	
W-1651	12/9/21		Field Temperature		19.9	Degrees C	
W-1651	12/9/21		Field pH		6.97	Units	
W-1651	12/20/21		Field Dissolved Oxygen		0.62	PPM	
W-1651	12/20/21		Field Oxidation Potential (Eh)		-135	mVolts	
W-1651	12/20/21		Field Specific Conductance		1590	umhos/cm	
W-1651	12/20/21		Field Temperature		19.8	Degrees C	
W-1651	12/20/21		Field pH		7	Units	
W-1652	1/6/21		Field Dissolved Oxygen		0.4	PPM	
W-1652	1/6/21		Field Oxidation Potential (Eh)		16.8	mVolts	
W-1652	1/6/21		Field Specific Conductance		5596	umhos/cm	
W-1652	1/6/21		Field Temperature		19.6	Degrees C	
W-1652	1/6/21		Field pH		5.02	Units	
W-1652	1/21/21		Field Dissolved Oxygen		0.35	PPM	
W-1652	1/21/21		Field Oxidation Potential (Eh)		-34.6	mVolts	
W-1652	1/21/21		Field Specific Conductance		4649	umhos/cm	
W-1652	1/21/21		Field Temperature		19.7	Degrees C	
W-1652	1/21/21		Field pH		5.96	Units	
W-1652	2/3/21		Field Dissolved Oxygen		2.38	PPM	
W-1652	2/3/21		Field Oxidation Potential (Eh)		-96.9	mVolts	
W-1652	2/3/21		Field Specific Conductance		2209	umhos/cm	
W-1652	2/3/21		Field Temperature		19.2	Degrees C	
W-1652	2/3/21		Field pH		6.52	Units	
W-1652	2/17/21		Field Dissolved Oxygen		0.44	PPM	
W-1652	2/17/21		Field Oxidation Potential (Eh)		-87.3	mVolts	
W-1652	2/17/21		Field Specific Conductance		4336	umhos/cm	
W-1652	2/17/21		Field Temperature		19.9	Degrees C	
W-1652	2/17/21		Field pH		6.29	Units	
W-1652	3/3/21		Field Dissolved Oxygen		0.36	PPM	
W-1652	3/3/21		Field Oxidation Potential (Eh)		609	mVolts	
W-1652	3/3/21		Field Specific Conductance		4514	umhos/cm	
W-1652	3/3/21		Field Temperature		19.7	Degrees C	
W-1652	3/18/21		Field Dissolved Oxygen		2.32	PPM	
W-1652	3/18/21		Field Oxidation Potential (Eh)		-80.5	mVolts	
W-1652	3/18/21		Field Specific Conductance		4306	umhos/cm	
W-1652	3/18/21		Field Temperature		18.8	Degrees C	
W-1652	3/18/21		Field pH		6.51	Units	
W-1652	3/23/21		Acetate		86	mg/L	D
W-1652	3/23/21		Butyrate		0.7	mg/L	D
W-1652	3/23/21		Formate		1	mg/L	D

Attachment 2. Table 2. Enhanced Source Area Remediation (ESAR) groundwater performance monitoring results, Livermore Site, 2021.

Well	Date	Sample Type	Parameter	Los Indicator	Result	Units	QA Flag
W-1652	3/23/21		Lactate		8.5	mg/L	D
W-1652	3/23/21		Propionate		361	mg/L	D
W-1652	3/23/21		Pyruvate		3.4	mg/L	D
W-1652	3/23/21		Nitrate (as NO3)		< 2.2	mg/L	D
W-1652	3/23/21		Sulfate		< 5	mg/L	D
W-1652	3/23/21		Field Oxidation Potential (Eh)		-122	mVolts	
W-1652	3/23/21		Field Specific Conductance		4099	umhos/cm	
W-1652	3/23/21		Field Temperature		15.6	Degrees C	
W-1652	3/23/21		Field pH		6.72	Units	
W-1652	4/7/21		Field Dissolved Oxygen		0.24	PPM	
W-1652	4/7/21		Field Oxidation Potential (Eh)		-99.6	mVolts	
W-1652	4/7/21		Field Specific Conductance		4124	umhos/cm	
W-1652	4/7/21		Field Temperature		19.6	Degrees C	
W-1652	4/7/21		Field pH		6.61	Units	
W-1652	4/21/21		Field Dissolved Oxygen		0.42	PPM	
W-1652	4/21/21		Field Oxidation Potential (Eh)		43.3	mVolts	
W-1652	4/21/21		Field Specific Conductance		3754	umhos/cm	
W-1652	4/21/21		Field Temperature		19.7	Degrees C	
W-1652	4/21/21		Field pH		6.66	Units	
W-1652	5/4/21		Field Dissolved Oxygen		0.39	PPM	
W-1652	5/4/21		Field Oxidation Potential (Eh)		79	mVolts	
W-1652	5/4/21		Field Specific Conductance		3643	umhos/cm	
W-1652	5/4/21		Field Temperature		19.8	Degrees C	
W-1652	5/4/21		Field pH		6.56	Units	
W-1652	5/19/21		Field Dissolved Oxygen		0.38	PPM	
W-1652	5/19/21		Field Oxidation Potential (Eh)		90.3	mVolts	
W-1652	5/19/21		Field Specific Conductance		3440	umhos/cm	
W-1652	5/19/21		Field Temperature		19.7	Degrees C	
W-1652	5/19/21		Field pH		6.6	Units	
W-1652	6/8/21		Field Dissolved Oxygen		0.52	PPM	
W-1652	6/8/21		Field Oxidation Potential (Eh)		109.7	mVolts	
W-1652	6/8/21		Field Specific Conductance		3543	umhos/cm	
W-1652	6/8/21		Field Temperature		19.7	Degrees C	
W-1652	6/8/21		Field pH		6.66	Units	
W-1652	6/22/21		Nitrate (as NO3)		< 0.44	mg/L	
W-1652	6/22/21		Sulfate		35	mg/L	
W-1652	6/23/21		Field Dissolved Oxygen		0.33	PPM	
W-1652	6/23/21		Field Oxidation Potential (Eh)		67.6	mVolts	
W-1652	6/23/21		Field Specific Conductance		3761	umhos/cm	
W-1652	6/23/21		Field Temperature		19.8	Degrees C	
W-1652	6/23/21		Field pH		6.43	Units	
W-1652	7/7/21		Field Dissolved Oxygen		0.44	PPM	
W-1652	7/7/21		Field Oxidation Potential (Eh)		154.3	mVolts	
W-1652	7/7/21		Field Specific Conductance		3714	umhos/cm	
W-1652	7/7/21		Field Temperature		19.6	Degrees C	
W-1652	7/7/21		Field pH		6.59	Units	
W-1652	7/20/21		Field Dissolved Oxygen		0.46	PPM	
W-1652	7/20/21		Field Oxidation Potential (Eh)		217.1	mVolts	
W-1652	7/20/21		Field Specific Conductance		3717	umhos/cm	
W-1652	7/20/21		Field Temperature		19.9	Degrees C	
W-1652	7/20/21		Field pH		5.8	Units	
W-1652	8/4/21		Field Dissolved Oxygen		0.32	PPM	
W-1652	8/4/21		Field Oxidation Potential (Eh)		54.9	mVolts	
W-1652	8/4/21		Field Specific Conductance		3677	umhos/cm	
W-1652	8/4/21		Field Temperature		19.6	Degrees C	
W-1652	8/4/21		Field pH		6.6	Units	
W-1652	8/17/21		Field Dissolved Oxygen		0.5	PPM	
W-1652	8/17/21		Field Oxidation Potential (Eh)		125	mVolts	
W-1652	8/17/21		Field Specific Conductance		3570	umhos/cm	
W-1652	8/17/21		Field Temperature		19.6	Degrees C	

Attachment 2. Table 2. Enhanced Source Area Remediation (ESAR) groundwater performance monitoring results, Livermore Site, 2021.

Well	Date	Sample Type	Parameter	Los Indicator	Result	Units	QA Flag
W-1652	8/17/21		Field pH		7.02	Units	
W-1652	9/1/21		Field Dissolved Oxygen		0.4	PPM	
W-1652	9/1/21		Field Oxidation Potential (Eh)		50.8	mVolts	
W-1652	9/1/21		Field Specific Conductance		3502	umhos/cm	
W-1652	9/1/21		Field Temperature		19.6	Degrees C	
W-1652	9/1/21		Field pH		6.5	Units	
W-1652	9/8/21		Field Dissolved Oxygen		0.53	PPM	
W-1652	9/8/21		Field Oxidation Potential (Eh)		88.8	mVolts	
W-1652	9/8/21		Field Specific Conductance		3489	umhos/cm	
W-1652	9/8/21		Field Temperature		19.6	Degrees C	
W-1652	9/8/21		Field pH		6.65	Units	
W-1652	9/21/21		Nitrate (as NO3)		< 2.2	mg/L	D
W-1652	9/21/21		Sulfate		< 5	mg/L	D
W-1652	9/22/21		Field Dissolved Oxygen		0.65	PPM	
W-1652	9/22/21		Field Oxidation Potential (Eh)		190	mVolts	
W-1652	9/22/21		Field Specific Conductance		3556	umhos/cm	
W-1652	9/22/21		Field Temperature		19.7	Degrees C	
W-1652	9/22/21		Field pH		6.71	Units	
W-1652	10/7/21		Field Dissolved Oxygen		0.42	PPM	
W-1652	10/7/21		Field Oxidation Potential (Eh)		15.2	mVolts	
W-1652	10/7/21		Field Specific Conductance		3411	umhos/cm	
W-1652	10/7/21		Field Temperature		19.6	Degrees C	
W-1652	10/7/21		Field pH		6.73	Units	
W-1652	10/21/21		Field Dissolved Oxygen		0.4	PPM	
W-1652	10/21/21		Field Oxidation Potential (Eh)		171.7	mVolts	
W-1652	10/21/21		Field Specific Conductance		3415	umhos/cm	
W-1652	10/21/21		Field Temperature		19.6	Degrees C	
W-1652	10/21/21		Field pH		6.76	Units	
W-1652	10/27/21		Aluminum		< 0.05	mg/L	
W-1652	10/27/21		Antimony		< 0.01	mg/L	D
W-1652	10/27/21		Arsenic		0.015	mg/L	D
W-1652	10/27/21		Barium		0.45	mg/L	
W-1652	10/27/21		Beryllium		< 0.0004	mg/L	D
W-1652	10/27/21		Boron		1.9	mg/L	
W-1652	10/27/21		Cadmium		< 0.001	mg/L	D
W-1652	10/27/21		Cobalt		< 0.05	mg/L	
W-1652	10/27/21		Copper		< 0.002	mg/L	D
W-1652	10/27/21		Iron		1.6	mg/L	
W-1652	10/27/21		Manganese		20	mg/L	
W-1652	10/27/21		Mercury		< 0.0002	mg/L	
W-1652	10/27/21		Molybdenum		< 0.05	mg/L	D
W-1652	10/27/21		Nickel		0.019	mg/L	D
W-1652	10/27/21		Nitrate (as NO3)		< 2.5	mg/L	D
W-1652	10/27/21		Selenium		< 0.004	mg/L	D
W-1652	10/27/21		Silver		< 0.002	mg/L	D
W-1652	10/27/21		Sulfate		< 5	mg/L	D
W-1652	10/27/21		Thallium		< 0.002	mg/L	D
W-1652	10/27/21		Vanadium		< 0.02	mg/L	
W-1652	10/27/21		Zinc		< 0.02	mg/L	
W-1652	11/3/21		Field Dissolved Oxygen		0.45	PPM	
W-1652	11/3/21		Field Oxidation Potential (Eh)		120	mVolts	
W-1652	11/3/21		Field Specific Conductance		3562	umhos/cm	
W-1652	11/3/21		Field Temperature		19.6	Degrees C	
W-1652	11/3/21		Field pH		6.62	Units	
W-1652	11/17/21		Field Dissolved Oxygen		0.52	PPM	
W-1652	11/17/21		Field Oxidation Potential (Eh)		190	mVolts	
W-1652	11/17/21		Field Specific Conductance		3531	umhos/cm	
W-1652	11/17/21		Field Temperature		19.5	Degrees C	
W-1652	11/17/21		Field pH		6.68	Units	
W-1652	12/9/21		Field Dissolved Oxygen		0.47	PPM	

Attachment 2. Table 2. Enhanced Source Area Remediation (ESAR) groundwater performance monitoring results, Livermore Site, 2021.

Well	Date	Sample Type	Parameter	Los Indicator	Result	Units	QA Flag
W-1652	12/9/21		Field Oxidation Potential (Eh)		-69.4	mVolts	
W-1652	12/9/21		Field Specific Conductance		3446	umhos/cm	
W-1652	12/9/21		Field Temperature		19	Degrees C	
W-1652	12/9/21		Field pH		6.57	Units	
W-1652	12/20/21		Field Dissolved Oxygen		0.51	PPM	
W-1652	12/20/21		Field Oxidation Potential (Eh)		-88.6	mVolts	
W-1652	12/20/21		Field Specific Conductance		3412	umhos/cm	
W-1652	12/20/21		Field Temperature		19.9	Degrees C	
W-1652	12/20/21		Field pH		6.59	Units	
W-1653	1/6/21		Field Dissolved Oxygen		0.21	PPM	
W-1653	1/6/21		Field Oxidation Potential (Eh)		11.5	mVolts	
W-1653	1/6/21		Field Specific Conductance		5678	umhos/cm	
W-1653	1/6/21		Field Temperature		20.4	Degrees C	
W-1653	1/6/21		Field pH		4.99	Units	
W-1653	1/21/21		Field Dissolved Oxygen		0.22	PPM	
W-1653	1/21/21		Field Oxidation Potential (Eh)		44.9	mVolts	
W-1653	1/21/21		Field Specific Conductance		5511	umhos/cm	
W-1653	1/21/21		Field Temperature		20.2	Degrees C	
W-1653	1/21/21		Field pH		4.8	Units	
W-1653	2/2/21		Field Dissolved Oxygen		2.11	PPM	
W-1653	2/2/21		Field Oxidation Potential (Eh)		-73.9	mVolts	
W-1653	2/2/21		Field Specific Conductance		4141	umhos/cm	
W-1653	2/2/21		Field Temperature		19.5	Degrees C	
W-1653	2/2/21		Field pH		6.18	Units	
W-1653	2/17/21		Field Dissolved Oxygen		0.28	PPM	
W-1653	2/17/21		Field Oxidation Potential (Eh)		61.4	mVolts	
W-1653	2/17/21		Field Specific Conductance		5204	umhos/cm	
W-1653	2/17/21		Field Temperature		20.6	Degrees C	
W-1653	2/17/21		Field pH		4.37	Units	
W-1653	3/3/21		Field Dissolved Oxygen		0.25	PPM	
W-1653	3/3/21		Field Oxidation Potential (Eh)		405.3	mVolts	
W-1653	3/3/21		Field Specific Conductance		5745	umhos/cm	
W-1653	3/3/21		Field Temperature		20	Degrees C	
W-1653	3/18/21		Field Dissolved Oxygen		2.84	PPM	
W-1653	3/18/21		Field Oxidation Potential (Eh)		-59.9	mVolts	
W-1653	3/18/21		Field Specific Conductance		4351	umhos/cm	
W-1653	3/18/21		Field Temperature		18.9	Degrees C	
W-1653	3/18/21		Field pH		6	Units	
W-1653	3/23/21		Acetate		3.6	mg/L	D
W-1653	3/23/21		Butyrate		< 0.41	mg/L	D
W-1653	3/23/21		Formate		< 0.22	mg/L	D
W-1653	3/23/21		Lactate		0.85	mg/L	D
W-1653	3/23/21		Propionate		< 0.31	mg/L	D
W-1653	3/23/21		Pyruvate		< 0.69	mg/L	D
W-1653	3/23/21		Nitrate (as NO3)		< 0.88	mg/L	D
W-1653	3/23/21		Sulfate		58	mg/L	D
W-1653	3/23/21		Field Oxidation Potential (Eh)		-38	mVolts	
W-1653	3/23/21		Field Specific Conductance		5199	umhos/cm	
W-1653	3/23/21		Field Temperature		17.8	Degrees C	
W-1653	3/23/21		Field pH		5.9	Units	
W-1653	4/7/21		Field Dissolved Oxygen		0.35	PPM	
W-1653	4/7/21		Field Oxidation Potential (Eh)		-52	mVolts	
W-1653	4/7/21		Field Specific Conductance		3973	umhos/cm	
W-1653	4/7/21		Field Temperature		19.8	Degrees C	
W-1653	4/7/21		Field pH		6.12	Units	
W-1653	4/21/21		Field Dissolved Oxygen		0.3	PPM	
W-1653	4/21/21		Field Oxidation Potential (Eh)		15.3	mVolts	
W-1653	4/21/21		Field Specific Conductance		3667	umhos/cm	
W-1653	4/21/21		Field Temperature		19.8	Degrees C	
W-1653	4/21/21		Field pH		6.41	Units	

Attachment 2. Table 2. Enhanced Source Area Remediation (ESAR) groundwater performance monitoring results, Livermore Site, 2021.

Well	Date	Sample Type	Parameter	Los Indicator	Result	Units	QA Flag
W-1653	5/4/21		Field Dissolved Oxygen		0.38	PPM	
W-1653	5/4/21		Field Oxidation Potential (Eh)		65.1	mVolts	
W-1653	5/4/21		Field Specific Conductance		3532	umhos/cm	
W-1653	5/4/21		Field Temperature		19.9	Degrees C	
W-1653	5/4/21		Field pH		6.45	Units	
W-1653	5/19/21		Field Dissolved Oxygen		0.35	PPM	
W-1653	5/19/21		Field Oxidation Potential (Eh)		77.2	mVolts	
W-1653	5/19/21		Field Specific Conductance		3387	umhos/cm	
W-1653	5/19/21		Field Temperature		19.8	Degrees C	
W-1653	5/19/21		Field pH		6.54	Units	
W-1653	6/8/21		Field Dissolved Oxygen		0.38	PPM	
W-1653	6/8/21		Field Oxidation Potential (Eh)		58.4	mVolts	
W-1653	6/8/21		Field Specific Conductance		3409	umhos/cm	
W-1653	6/8/21		Field Temperature		19.8	Degrees C	
W-1653	6/8/21		Field pH		6.53	Units	
W-1653	6/22/21		Nitrate (as NO3)	<	0.44	mg/L	
W-1653	6/22/21		Sulfate	<	1	mg/L	
W-1653	6/23/21		Field Dissolved Oxygen		0.42	PPM	
W-1653	6/23/21		Field Oxidation Potential (Eh)		40.7	mVolts	
W-1653	6/23/21		Field Specific Conductance		3555	umhos/cm	
W-1653	6/23/21		Field Temperature		19.9	Degrees C	
W-1653	6/23/21		Field pH		6.38	Units	
W-1653	7/7/21		Field Dissolved Oxygen		0.46	PPM	
W-1653	7/7/21		Field Oxidation Potential (Eh)		79.1	mVolts	
W-1653	7/7/21		Field Specific Conductance		3562	umhos/cm	
W-1653	7/7/21		Field Temperature		19.7	Degrees C	
W-1653	7/7/21		Field pH		6.57	Units	
W-1653	7/20/21		Field Dissolved Oxygen		0.35	PPM	
W-1653	7/20/21		Field Oxidation Potential (Eh)		45.3	mVolts	
W-1653	7/20/21		Field Specific Conductance		3598	umhos/cm	
W-1653	7/20/21		Field Temperature		19.8	Degrees C	
W-1653	7/20/21		Field pH		6.77	Units	
W-1653	8/4/21		Field Dissolved Oxygen		0.25	PPM	
W-1653	8/4/21		Field Oxidation Potential (Eh)		36	mVolts	
W-1653	8/4/21		Field Specific Conductance		3587	umhos/cm	
W-1653	8/4/21		Field Temperature		19.8	Degrees C	
W-1653	8/4/21		Field pH		6.75	Units	
W-1653	8/17/21		Field Dissolved Oxygen		0.37	PPM	
W-1653	8/17/21		Field Oxidation Potential (Eh)		62.2	mVolts	
W-1653	8/17/21		Field Specific Conductance		3528	umhos/cm	
W-1653	8/17/21		Field Temperature		19.7	Degrees C	
W-1653	8/17/21		Field pH		6.99	Units	
W-1653	9/1/21		Field Dissolved Oxygen		0.43	PPM	
W-1653	9/1/21		Field Oxidation Potential (Eh)		-8.9	mVolts	
W-1653	9/1/21		Field Specific Conductance		3433	umhos/cm	
W-1653	9/1/21		Field Temperature		19.7	Degrees C	
W-1653	9/1/21		Field pH		7.08	Units	
W-1653	9/8/21		Field Dissolved Oxygen		0.47	PPM	
W-1653	9/8/21		Field Oxidation Potential (Eh)		33.6	mVolts	
W-1653	9/8/21		Field Specific Conductance		3392	umhos/cm	
W-1653	9/8/21		Field Temperature		19.7	Degrees C	
W-1653	9/8/21		Field pH		6.96	Units	
W-1653	9/21/21		Nitrate (as NO3)	<	2.2	mg/L	D
W-1653	9/21/21		Sulfate	<	5	mg/L	D
W-1653	9/22/21		Field Dissolved Oxygen		0.56	PPM	
W-1653	9/22/21		Field Oxidation Potential (Eh)		119	mVolts	
W-1653	9/22/21		Field Specific Conductance		3300	umhos/cm	
W-1653	9/22/21		Field Temperature		19.8	Degrees C	
W-1653	9/22/21		Field pH		6.97	Units	
W-1653	10/7/21		Field Dissolved Oxygen		0.49	PPM	

Attachment 2. Table 2. Enhanced Source Area Remediation (ESAR) groundwater performance monitoring results, Livermore Site, 2021.

Well	Date	Sample Type	Parameter	Los Indicator	Result	Units	QA Flag
W-1653	10/7/21		Field Oxidation Potential (Eh)		48	mVolts	
W-1653	10/7/21		Field Specific Conductance		3156	umhos/cm	
W-1653	10/7/21		Field Temperature		19.7	Degrees C	
W-1653	10/7/21		Field pH		7	Units	
W-1653	10/21/21		Field Dissolved Oxygen		0.51	PPM	
W-1653	10/21/21		Field Oxidation Potential (Eh)		95.7	mVolts	
W-1653	10/21/21		Field Specific Conductance		3147	umhos/cm	
W-1653	10/21/21		Field Temperature		19.7	Degrees C	
W-1653	10/21/21		Field pH		6.99	Units	
W-1653	10/27/21		Aluminum		< 0.05	mg/L	
W-1653	10/27/21		Antimony		< 0.005	mg/L	
W-1653	10/27/21		Arsenic		0.0043	mg/L	
W-1653	10/27/21		Barium		0.48	mg/L	
W-1653	10/27/21		Beryllium		< 0.0002	mg/L	
W-1653	10/27/21		Boron		3	mg/L	
W-1653	10/27/21		Cadmium		< 0.0005	mg/L	
W-1653	10/27/21		Cobalt		< 0.05	mg/L	
W-1653	10/27/21		Copper		< 0.001	mg/L	
W-1653	10/27/21		Iron		< 0.1	mg/L	
W-1653	10/27/21		Manganese		2.3	mg/L	
W-1653	10/27/21		Mercury		< 0.0002	mg/L	
W-1653	10/27/21		Molybdenum		< 0.025	mg/L	
W-1653	10/27/21		Nickel		0.007	mg/L	
W-1653	10/27/21		Nitrate (as NO3)		< 2.5	mg/L	D
W-1653	10/27/21		Selenium		< 0.002	mg/L	
W-1653	10/27/21		Silver		< 0.001	mg/L	
W-1653	10/27/21		Sulfate		< 5	mg/L	D
W-1653	10/27/21		Thallium		< 0.001	mg/L	
W-1653	10/27/21		Vanadium		< 0.02	mg/L	
W-1653	10/27/21		Zinc		< 0.02	mg/L	
W-1653	11/3/21		Field Dissolved Oxygen		0.25	PPM	
W-1653	11/3/21		Field Oxidation Potential (Eh)		32.6	mVolts	
W-1653	11/3/21		Field Specific Conductance		3225	umhos/cm	
W-1653	11/3/21		Field Temperature		19.7	Degrees C	
W-1653	11/3/21		Field pH		6.83	Units	
W-1653	11/17/21		Field Dissolved Oxygen		0.58	PPM	
W-1653	11/17/21		Field Oxidation Potential (Eh)		57.3	mVolts	
W-1653	11/17/21		Field Specific Conductance		3224	umhos/cm	
W-1653	11/17/21		Field Temperature		19.6	Degrees C	
W-1653	11/17/21		Field pH		7.04	Units	
W-1653	12/9/21		Field Dissolved Oxygen		0.24	PPM	
W-1653	12/9/21		Field Oxidation Potential (Eh)		-105	mVolts	
W-1653	12/9/21		Field Specific Conductance		3140	umhos/cm	
W-1653	12/9/21		Field Temperature		20.1	Degrees C	
W-1653	12/9/21		Field pH		6.85	Units	
W-1653	12/20/21		Field Dissolved Oxygen		0.44	PPM	
W-1653	12/20/21		Field Oxidation Potential (Eh)		-118	mVolts	
W-1653	12/20/21		Field Specific Conductance		3105	umhos/cm	
W-1653	12/20/21		Field Temperature		20	Degrees C	
W-1653	12/20/21		Field pH		6.88	Units	
W-1654	1/6/21		Field Dissolved Oxygen		0.18	PPM	
W-1654	1/6/21		Field Oxidation Potential (Eh)		-103.9	mVolts	
W-1654	1/6/21		Field Specific Conductance		3883	umhos/cm	
W-1654	1/6/21		Field Temperature		19.8	Degrees C	
W-1654	1/6/21		Field pH		6.39	Units	
W-1654	1/21/21		Field Dissolved Oxygen		0.33	PPM	
W-1654	1/21/21		Field Oxidation Potential (Eh)		-88.8	mVolts	
W-1654	1/21/21		Field Specific Conductance		3406	umhos/cm	
W-1654	1/21/21		Field Temperature		19.8	Degrees C	
W-1654	1/21/21		Field pH		6.4	Units	

Attachment 2. Table 2. Enhanced Source Area Remediation (ESAR) groundwater performance monitoring results, Livermore Site, 2021.

Well	Date	Sample Type	Parameter	Los Indicator	Result	Units	QA Flag
W-1654	2/2/21		Field Dissolved Oxygen		1.72	PPM	
W-1654	2/2/21		Field Oxidation Potential (Eh)		-119.9	mVolts	
W-1654	2/2/21		Field Specific Conductance		3212	umhos/cm	
W-1654	2/2/21		Field Temperature		19.7	Degrees C	
W-1654	2/2/21		Field pH		7.05	Units	
W-1654	2/17/21		Field Dissolved Oxygen		0.37	PPM	
W-1654	2/17/21		Field Oxidation Potential (Eh)		-76.9	mVolts	
W-1654	2/17/21		Field Specific Conductance		3239	umhos/cm	
W-1654	2/17/21		Field Temperature		19.9	Degrees C	
W-1654	2/17/21		Field pH		6.51	Units	
W-1654	3/3/21		Field Dissolved Oxygen		0.24	PPM	
W-1654	3/3/21		Field Oxidation Potential (Eh)		338	mVolts	
W-1654	3/3/21		Field Specific Conductance		3420	umhos/cm	
W-1654	3/3/21		Field Temperature		19.8	Degrees C	
W-1654	3/18/21		Field Dissolved Oxygen		2.91	PPM	
W-1654	3/18/21		Field Oxidation Potential (Eh)		-50.7	mVolts	
W-1654	3/18/21		Field Specific Conductance		3418	umhos/cm	
W-1654	3/18/21		Field Temperature		19.2	Degrees C	
W-1654	3/18/21		Field pH		6.72	Units	
W-1654	3/23/21		Acetate		3.3	mg/L	D
W-1654	3/23/21		Butyrate		< 0.41	mg/L	D
W-1654	3/23/21		Formate		< 0.22	mg/L	D
W-1654	3/23/21		Lactate		< 0.39	mg/L	D
W-1654	3/23/21		Propionate		0.47	mg/L	D
W-1654	3/23/21		Pyruvate		< 0.69	mg/L	D
W-1654	3/23/21		Nitrate (as NO3)		< 2.2	mg/L	D
W-1654	3/23/21		Sulfate		< 5	mg/L	D
W-1654	3/23/21		Field Oxidation Potential (Eh)		-152	mVolts	
W-1654	3/23/21		Field Specific Conductance		3226	umhos/cm	
W-1654	3/23/21		Field Temperature		18.4	Degrees C	
W-1654	3/23/21		Field pH		6.93	Units	
W-1654	4/7/21		Field Dissolved Oxygen		0.42	PPM	
W-1654	4/7/21		Field Oxidation Potential (Eh)		-34.5	mVolts	
W-1654	4/7/21		Field Specific Conductance		3372	umhos/cm	
W-1654	4/7/21		Field Temperature		19.7	Degrees C	
W-1654	4/7/21		Field pH		6.72	Units	
W-1654	4/21/21		Field Dissolved Oxygen		0.26	PPM	
W-1654	4/21/21		Field Oxidation Potential (Eh)		-12.7	mVolts	
W-1654	4/21/21		Field Specific Conductance		3387	umhos/cm	
W-1654	4/21/21		Field Temperature		19.8	Degrees C	
W-1654	4/21/21		Field pH		6.79	Units	
W-1654	5/4/21		Field Dissolved Oxygen		0.38	PPM	
W-1654	5/4/21		Field Oxidation Potential (Eh)		57.4	mVolts	
W-1654	5/4/21		Field Specific Conductance		3386	umhos/cm	
W-1654	5/4/21		Field Temperature		19.8	Degrees C	
W-1654	5/4/21		Field pH		6.73	Units	
W-1654	5/19/21		Field Dissolved Oxygen		0.33	PPM	
W-1654	5/19/21		Field Oxidation Potential (Eh)		73.2	mVolts	
W-1654	5/19/21		Field Specific Conductance		3252	umhos/cm	
W-1654	5/19/21		Field Temperature		19.8	Degrees C	
W-1654	5/19/21		Field pH		6.8	Units	
W-1654	6/8/21		Field Dissolved Oxygen		0.6	PPM	
W-1654	6/8/21		Field Oxidation Potential (Eh)		70.1	mVolts	
W-1654	6/8/21		Field Specific Conductance		3396	umhos/cm	
W-1654	6/8/21		Field Temperature		19.8	Degrees C	
W-1654	6/8/21		Field pH		6.77	Units	
W-1654	6/22/21		Nitrate (as NO3)		< 0.44	mg/L	
W-1654	6/22/21		Sulfate		< 1	mg/L	
W-1654	6/23/21		Field Dissolved Oxygen		0.37	PPM	
W-1654	6/23/21		Field Oxidation Potential (Eh)		36.6	mVolts	

Attachment 2. Table 2. Enhanced Source Area Remediation (ESAR) groundwater performance monitoring results, Livermore Site, 2021.

Well	Date	Sample Type	Parameter	Los Indicator	Result	Units	QA Flag
W-1654	6/23/21		Field Specific Conductance		3584	umhos/cm	
W-1654	6/23/21		Field Temperature		19.9	Degrees C	
W-1654	6/23/21		Field pH		6.5	Units	
W-1654	7/7/21		Field Dissolved Oxygen		0.41	PPM	
W-1654	7/7/21		Field Oxidation Potential (Eh)		72.9	mVolts	
W-1654	7/7/21		Field Specific Conductance		3623	umhos/cm	
W-1654	7/7/21		Field Temperature		19.7	Degrees C	
W-1654	7/7/21		Field pH		6.71	Units	
W-1654	7/20/21		Field Dissolved Oxygen		0.23	PPM	
W-1654	7/20/21		Field Oxidation Potential (Eh)		36.1	mVolts	
W-1654	7/20/21		Field Specific Conductance		3669	umhos/cm	
W-1654	7/20/21		Field Temperature		19.8	Degrees C	
W-1654	7/20/21		Field pH		6.73	Units	
W-1654	8/4/21		Field Dissolved Oxygen		0.33	PPM	
W-1654	8/4/21		Field Oxidation Potential (Eh)		50.6	mVolts	
W-1654	8/4/21		Field Specific Conductance		36.45	umhos/cm	
W-1654	8/4/21		Field Temperature		19.7	Degrees C	
W-1654	8/4/21		Field pH		6.88	Units	
W-1654	8/17/21		Field Dissolved Oxygen		0.3	PPM	
W-1654	8/17/21		Field Oxidation Potential (Eh)		56.9	mVolts	
W-1654	8/17/21		Field Specific Conductance		3613	umhos/cm	
W-1654	8/17/21		Field Temperature		19.7	Degrees C	
W-1654	8/17/21		Field pH		6.95	Units	
W-1654	9/1/21		Field Dissolved Oxygen		0.34	PPM	
W-1654	9/1/21		Field Oxidation Potential (Eh)		23.7	mVolts	
W-1654	9/1/21		Field Specific Conductance		3568	umhos/cm	
W-1654	9/1/21		Field Temperature		19.7	Degrees C	
W-1654	9/1/21		Field pH		6.85	Units	
W-1654	9/8/21		Field Dissolved Oxygen		0.48	PPM	
W-1654	9/8/21		Field Oxidation Potential (Eh)		51.2	mVolts	
W-1654	9/8/21		Field Specific Conductance		3601	umhos/cm	
W-1654	9/8/21		Field Temperature		19.7	Degrees C	
W-1654	9/8/21		Field pH		6.8	Units	
W-1654	9/21/21		Nitrate (as NO3)		< 2.2	mg/L	D
W-1654	9/21/21		Sulfate		< 5	mg/L	D
W-1654	9/22/21		Field Dissolved Oxygen		0.42	PPM	
W-1654	9/22/21		Field Oxidation Potential (Eh)		38.4	mVolts	
W-1654	9/22/21		Field Specific Conductance		3666	umhos/cm	
W-1654	9/22/21		Field Temperature		19.7	Degrees C	
W-1654	9/22/21		Field pH		6.82	Units	
W-1654	10/7/21		Field Dissolved Oxygen		0.3	PPM	
W-1654	10/7/21		Field Oxidation Potential (Eh)		32.4	mVolts	
W-1654	10/7/21		Field Specific Conductance		3570	umhos/cm	
W-1654	10/7/21		Field Temperature		19.7	Degrees C	
W-1654	10/7/21		Field pH		6.85	Units	
W-1654	10/21/21		Field Dissolved Oxygen		0.45	PPM	
W-1654	10/21/21		Field Oxidation Potential (Eh)		98.6	mVolts	
W-1654	10/21/21		Field Specific Conductance		3636	umhos/cm	
W-1654	10/21/21		Field Temperature		19.7	Degrees C	
W-1654	10/21/21		Field pH		6.94	Units	
W-1654	10/27/21		Aluminum		< 0.05	mg/L	
W-1654	10/27/21		Antimony		< 0.01	mg/L	D
W-1654	10/27/21		Arsenic		< 0.004	mg/L	D
W-1654	10/27/21		Barium		0.59	mg/L	
W-1654	10/27/21		Beryllium		< 0.0004	mg/L	D
W-1654	10/27/21		Boron		3.7	mg/L	
W-1654	10/27/21		Cadmium		< 0.001	mg/L	D
W-1654	10/27/21		Cobalt		< 0.05	mg/L	
W-1654	10/27/21		Copper		< 0.002	mg/L	D
W-1654	10/27/21		Iron		< 0.1	mg/L	

Attachment 2. Table 2. Enhanced Source Area Remediation (ESAR) groundwater performance monitoring results, Livermore Site, 2021.

Well	Date	Sample Type	Parameter	Los Indicator	Result	Units	QA Flag
W-1654	10/27/21		Manganese		3.7	mg/L	
W-1654	10/27/21		Mercury		< 0.0002	mg/L	
W-1654	10/27/21		Molybdenum		< 0.05	mg/L	D
W-1654	10/27/21		Nickel		0.0053	mg/L	D
W-1654	10/27/21		Nitrate (as NO3)		< 2.5	mg/L	D
W-1654	10/27/21		Selenium		< 0.004	mg/L	D
W-1654	10/27/21		Silver		< 0.002	mg/L	D
W-1654	10/27/21		Sulfate		< 5	mg/L	D
W-1654	10/27/21		Thallium		< 0.002	mg/L	D
W-1654	10/27/21		Vanadium		0.039	mg/L	
W-1654	10/27/21		Zinc		< 0.02	mg/L	
W-1654	11/3/21		Field Dissolved Oxygen		0.3	PPM	
W-1654	11/3/21		Field Oxidation Potential (Eh)		25.4	mVolts	
W-1654	11/3/21		Field Specific Conductance		3817	umhos/cm	
W-1654	11/3/21		Field Temperature		19.7	Degrees C	
W-1654	11/3/21		Field pH		6.74	Units	
W-1654	11/17/21		Field Dissolved Oxygen		0.48	PPM	
W-1654	11/17/21		Field Oxidation Potential (Eh)		60.3	mVolts	
W-1654	11/17/21		Field Specific Conductance		3830	umhos/cm	
W-1654	11/17/21		Field Temperature		19.5	Degrees C	
W-1654	11/17/21		Field pH		6.96	Units	
W-1654	12/9/21		Field Dissolved Oxygen		0.38	PPM	
W-1654	12/9/21		Field Oxidation Potential (Eh)		-102.2	mVolts	
W-1654	12/9/21		Field Specific Conductance		3772	umhos/cm	
W-1654	12/9/21		Field Temperature		20	Degrees C	
W-1654	12/9/21		Field pH		6.74	Units	
W-1654	12/20/21		Field Dissolved Oxygen		0.33	PPM	
W-1654	12/20/21		Field Oxidation Potential (Eh)		-107	mVolts	
W-1654	12/20/21		Field Specific Conductance		3745	umhos/cm	
W-1654	12/20/21		Field Temperature		20	Degrees C	
W-1654	12/20/21		Field pH		6.77	Units	
W-1655	1/6/21		Field Dissolved Oxygen		0.24	PPM	
W-1655	1/6/21		Field Oxidation Potential (Eh)		-60.8	mVolts	
W-1655	1/6/21		Field Specific Conductance		1920	umhos/cm	
W-1655	1/6/21		Field Temperature		20	Degrees C	
W-1655	1/6/21		Field pH		6.66	Units	
W-1655	1/21/21		Field Dissolved Oxygen		0.3	PPM	
W-1655	1/21/21		Field Oxidation Potential (Eh)		-143.6	mVolts	
W-1655	1/21/21		Field Specific Conductance		1748	umhos/cm	
W-1655	1/21/21		Field Temperature		19.9	Degrees C	
W-1655	1/21/21		Field pH		6.93	Units	
W-1655	2/3/21		Field Dissolved Oxygen		1.69	PPM	
W-1655	2/3/21		Field Oxidation Potential (Eh)		-98.1	mVolts	
W-1655	2/3/21		Field Specific Conductance		1578	umhos/cm	
W-1655	2/3/21		Field Temperature		19.5	Degrees C	
W-1655	2/3/21		Field pH		7.05	Units	
W-1655	2/17/21		Field Dissolved Oxygen		0.37	PPM	
W-1655	2/17/21		Field Oxidation Potential (Eh)		-178.9	mVolts	
W-1655	2/17/21		Field Specific Conductance		1658	umhos/cm	
W-1655	2/17/21		Field Temperature		20	Degrees C	
W-1655	2/17/21		Field pH		6.76	Units	
W-1655	3/3/21		Field Dissolved Oxygen		0.32	PPM	
W-1655	3/3/21		Field Oxidation Potential (Eh)		392.5	mVolts	
W-1655	3/3/21		Field Specific Conductance		1692	umhos/cm	
W-1655	3/3/21		Field Temperature		19.8	Degrees C	
W-1655	3/18/21		Field Dissolved Oxygen		4.5	PPM	
W-1655	3/18/21		Field Oxidation Potential (Eh)		89.3	mVolts	
W-1655	3/18/21		Field Specific Conductance		1674	umhos/cm	
W-1655	3/18/21		Field Temperature		18.9	Degrees C	
W-1655	3/18/21		Field pH		6.73	Units	

Attachment 2. Table 2. Enhanced Source Area Remediation (ESAR) groundwater performance monitoring results, Livermore Site, 2021.

Well	Date	Sample Type	Parameter	Los Indicator	Result	Units	QA Flag
W-1655	3/23/21		Acetate		< 0.54	mg/L	D
W-1655	3/23/21		Butyrate		< 0.41	mg/L	D
W-1655	3/23/21		Formate		< 0.22	mg/L	D
W-1655	3/23/21		Lactate		< 0.39	mg/L	D
W-1655	3/23/21		Propionate		< 0.31	mg/L	D
W-1655	3/23/21		Pyruvate		< 0.69	mg/L	D
W-1655	3/23/21		Nitrate (as NO3)		< 0.88	mg/L	D
W-1655	3/23/21		Sulfate		48	mg/L	D
W-1655	3/23/21		Field Oxidation Potential (Eh)		-58	mVolts	
W-1655	3/23/21		Field Specific Conductance		1513	umhos/cm	
W-1655	3/23/21		Field Temperature		15.5	Degrees C	
W-1655	3/23/21		Field pH		7.05	Units	
W-1655	4/7/21		Field Dissolved Oxygen		0.28	PPM	
W-1655	4/7/21		Field Oxidation Potential (Eh)		-34.6	mVolts	
W-1655	4/7/21		Field Specific Conductance		1649	umhos/cm	
W-1655	4/7/21		Field Temperature		19.9	Degrees C	
W-1655	4/7/21		Field pH		6.56	Units	
W-1655	4/21/21		Field Dissolved Oxygen		0.24	PPM	
W-1655	4/21/21		Field Oxidation Potential (Eh)		-155.6	mVolts	
W-1655	4/21/21		Field Specific Conductance		1728	umhos/cm	
W-1655	4/21/21		Field Temperature		19.9	Degrees C	
W-1655	4/21/21		Field pH		6.85	Units	
W-1655	5/4/21		Field Dissolved Oxygen		0.4	PPM	
W-1655	5/4/21		Field Oxidation Potential (Eh)		3.3	mVolts	
W-1655	5/4/21		Field Specific Conductance		1690	umhos/cm	
W-1655	5/4/21		Field Temperature		20	Degrees C	
W-1655	5/4/21		Field pH		6.74	Units	
W-1655	5/19/21		Field Dissolved Oxygen		0.51	PPM	
W-1655	5/19/21		Field Oxidation Potential (Eh)		66	mVolts	
W-1655	5/19/21		Field Specific Conductance		1588	umhos/cm	
W-1655	5/19/21		Field Temperature		19.6	Degrees C	
W-1655	5/19/21		Field pH		6.8	Units	
W-1655	6/8/21		Field Dissolved Oxygen		0.32	PPM	
W-1655	6/8/21		Field Oxidation Potential (Eh)		-78.2	mVolts	
W-1655	6/8/21		Field Specific Conductance		1729	umhos/cm	
W-1655	6/8/21		Field Temperature		19.9	Degrees C	
W-1655	6/8/21		Field pH		6.83	Units	
W-1655	6/22/21		Nitrate (as NO3)		< 0.44	mg/L	
W-1655	6/22/21		Sulfate		2.5	mg/L	
W-1655	6/23/21		Field Dissolved Oxygen		0.41	PPM	
W-1655	6/23/21		Field Oxidation Potential (Eh)		-33	mVolts	
W-1655	6/23/21		Field Specific Conductance		1807	umhos/cm	
W-1655	6/23/21		Field Temperature		19.9	Degrees C	
W-1655	6/23/21		Field pH		6.46	Units	
W-1655	7/7/21		Field Dissolved Oxygen		0.3	PPM	
W-1655	7/7/21		Field Oxidation Potential (Eh)		-83.2	mVolts	
W-1655	7/7/21		Field Specific Conductance		1818	umhos/cm	
W-1655	7/7/21		Field Temperature		19.9	Degrees C	
W-1655	7/7/21		Field pH		6.8	Units	
W-1655	7/20/21		Field Dissolved Oxygen		0.21	PPM	
W-1655	7/20/21		Field Oxidation Potential (Eh)		-48.7	mVolts	
W-1655	7/20/21		Field Specific Conductance		1821	umhos/cm	
W-1655	7/20/21		Field Temperature		20.3	Degrees C	
W-1655	7/20/21		Field pH		6.68	Units	
W-1655	8/4/21		Field Dissolved Oxygen		0.2	PPM	
W-1655	8/4/21		Field Oxidation Potential (Eh)		-76.7	mVolts	
W-1655	8/4/21		Field Specific Conductance		1865	umhos/cm	
W-1655	8/4/21		Field Temperature		20	Degrees C	
W-1655	8/4/21		Field pH		6.69	Units	
W-1655	8/17/21		Field Dissolved Oxygen		0.27	PPM	

Attachment 2. Table 2. Enhanced Source Area Remediation (ESAR) groundwater performance monitoring results, Livermore Site, 2021.

Well	Date	Sample Type	Parameter	Los Indicator	Result	Units	QA Flag
W-1655	8/17/21		Field Oxidation Potential (Eh)		-63.5	mVolts	
W-1655	8/17/21		Field Specific Conductance		1886	umhos/cm	
W-1655	8/17/21		Field Temperature		19.9	Degrees C	
W-1655	8/17/21		Field pH		7	Units	
W-1655	9/1/21		Field Dissolved Oxygen		0.36	PPM	
W-1655	9/1/21		Field Oxidation Potential (Eh)		-65.4	mVolts	
W-1655	9/1/21		Field Specific Conductance		1758	umhos/cm	
W-1655	9/1/21		Field Temperature		19.9	Degrees C	
W-1655	9/1/21		Field pH		6.9	Units	
W-1655	9/8/21		Field Dissolved Oxygen		0.38	PPM	
W-1655	9/8/21		Field Oxidation Potential (Eh)		-87	mVolts	
W-1655	9/8/21		Field Specific Conductance		1865	umhos/cm	
W-1655	9/8/21		Field Temperature		19.8	Degrees C	
W-1655	9/8/21		Field pH		6.71	Units	
W-1655	9/21/21		Nitrate (as NO3)		< 0.88	mg/L	D
W-1655	9/21/21		Sulfate		< 2	mg/L	D
W-1655	9/22/21		Field Dissolved Oxygen		0.48	PPM	
W-1655	9/22/21		Field Oxidation Potential (Eh)		-57	mVolts	
W-1655	9/22/21		Field Specific Conductance		2023	umhos/cm	
W-1655	9/22/21		Field Temperature		19.7	Degrees C	
W-1655	9/22/21		Field pH		6.62	Units	
W-1655	10/7/21		Field Dissolved Oxygen		0.4	PPM	
W-1655	10/7/21		Field Oxidation Potential (Eh)		-27	mVolts	
W-1655	10/7/21		Field Specific Conductance		1866	umhos/cm	
W-1655	10/7/21		Field Temperature		20	Degrees C	
W-1655	10/7/21		Field pH		6.55	Units	
W-1655	10/21/21		Field Dissolved Oxygen		0.33	PPM	
W-1655	10/21/21		Field Oxidation Potential (Eh)		-67.7	mVolts	
W-1655	10/21/21		Field Specific Conductance		1846	umhos/cm	
W-1655	10/21/21		Field Temperature		19.9	Degrees C	
W-1655	10/21/21		Field pH		6.74	Units	
W-1655	10/27/21		Aluminum		< 0.05	mg/L	
W-1655	10/27/21		Antimony		< 0.005	mg/L	
W-1655	10/27/21		Arsenic		< 0.002	mg/L	
W-1655	10/27/21		Barium		0.37	mg/L	
W-1655	10/27/21		Beryllium		< 0.0002	mg/L	
W-1655	10/27/21		Boron		2.3	mg/L	
W-1655	10/27/21		Cadmium		< 0.0005	mg/L	
W-1655	10/27/21		Cobalt		< 0.05	mg/L	
W-1655	10/27/21		Copper		< 0.001	mg/L	
W-1655	10/27/21		Iron		0.9	mg/L	
W-1655	10/27/21		Manganese		5.2	mg/L	
W-1655	10/27/21		Mercury		< 0.0002	mg/L	
W-1655	10/27/21		Molybdenum		< 0.025	mg/L	
W-1655	10/27/21		Nickel		0.0038	mg/L	
W-1655	10/27/21		Nitrate (as NO3)		< 1	mg/L	D
W-1655	10/27/21		Selenium		< 0.002	mg/L	
W-1655	10/27/21		Silver		< 0.001	mg/L	
W-1655	10/27/21		Sulfate		< 2	mg/L	D
W-1655	10/27/21		Thallium		< 0.001	mg/L	
W-1655	10/27/21		Vanadium		0.037	mg/L	
W-1655	10/27/21		Zinc		< 0.02	mg/L	
W-1655	11/3/21		Field Dissolved Oxygen		0.17	PPM	
W-1655	11/3/21		Field Oxidation Potential (Eh)		-11.4	mVolts	
W-1655	11/3/21		Field Specific Conductance		1920	umhos/cm	
W-1655	11/3/21		Field Temperature		19.9	Degrees C	
W-1655	11/3/21		Field pH		6.51	Units	
W-1655	11/17/21		Field Dissolved Oxygen		0.34	PPM	
W-1655	11/17/21		Field Oxidation Potential (Eh)		-24.7	mVolts	
W-1655	11/17/21		Field Specific Conductance		2010	umhos/cm	

Attachment 2. Table 2. Enhanced Source Area Remediation (ESAR) groundwater performance monitoring results, Livermore Site, 2021.

Well	Date	Sample Type	Parameter	Los Indicator	Result	Units	QA Flag
W-1655	11/17/21		Field Temperature		19.9	Degrees C	
W-1655	11/17/21		Field pH		6.71	Units	
W-1655	12/9/21		Field Dissolved Oxygen		0.27	PPM	
W-1655	12/9/21		Field Oxidation Potential (Eh)		-101	mVolts	
W-1655	12/9/21		Field Specific Conductance		1948	umhos/cm	
W-1655	12/9/21		Field Temperature		20.1	Degrees C	
W-1655	12/9/21		Field pH		6.58	Units	
W-1655	12/20/21		Field Dissolved Oxygen		0.34	PPM	
W-1655	12/20/21		Field Oxidation Potential (Eh)		-98	mVolts	
W-1655	12/20/21		Field Specific Conductance		2295	umhos/cm	
W-1655	12/20/21		Field Temperature		20	Degrees C	
W-1655	12/20/21		Field pH		6.3	Units	
W-1656	1/6/21		Field Dissolved Oxygen		0.26	PPM	
W-1656	1/6/21		Field Oxidation Potential (Eh)		-56.6	mVolts	
W-1656	1/6/21		Field Specific Conductance		1830	umhos/cm	
W-1656	1/6/21		Field Temperature		19.7	Degrees C	
W-1656	1/6/21		Field pH		6.7	Units	
W-1656	1/21/21		Field Dissolved Oxygen		0.5	PPM	
W-1656	1/21/21		Field Oxidation Potential (Eh)		-53.3	mVolts	
W-1656	1/21/21		Field Specific Conductance		1603	umhos/cm	
W-1656	1/21/21		Field Temperature		19.7	Degrees C	
W-1656	1/21/21		Field pH		6.99	Units	
W-1656	2/3/21		Field Dissolved Oxygen		2.49	PPM	
W-1656	2/3/21		Field Oxidation Potential (Eh)		-122.8	mVolts	
W-1656	2/3/21		Field Specific Conductance		1514	umhos/cm	
W-1656	2/3/21		Field Temperature		19.3	Degrees C	
W-1656	2/3/21		Field pH		7	Units	
W-1656	2/17/21		Field Dissolved Oxygen		0.47	PPM	
W-1656	2/17/21		Field Oxidation Potential (Eh)		-56	mVolts	
W-1656	2/17/21		Field Specific Conductance		1517	umhos/cm	
W-1656	2/17/21		Field Temperature		19.8	Degrees C	
W-1656	2/17/21		Field pH		6.55	Units	
W-1656	3/3/21		Field Dissolved Oxygen		0.8	PPM	
W-1656	3/3/21		Field Oxidation Potential (Eh)		227.5	mVolts	
W-1656	3/3/21		Field Specific Conductance		1602	umhos/cm	
W-1656	3/3/21		Field Temperature		19.7	Degrees C	
W-1656	3/18/21		Field Dissolved Oxygen		3.04	PPM	
W-1656	3/18/21		Field Oxidation Potential (Eh)		-153.7	mVolts	
W-1656	3/18/21		Field Specific Conductance		1604	umhos/cm	
W-1656	3/18/21		Field Temperature		19	Degrees C	
W-1656	3/18/21		Field pH		6.59	Units	
W-1656	3/23/21		Acetate		< 0.54	mg/L	D
W-1656	3/23/21		Butyrate		< 0.41	mg/L	D
W-1656	3/23/21		Formate		< 0.22	mg/L	D
W-1656	3/23/21		Lactate		< 0.39	mg/L	D
W-1656	3/23/21		Propionate		< 0.31	mg/L	D
W-1656	3/23/21		Pyruvate		< 0.69	mg/L	D
W-1656	3/23/21		Nitrate (as NO3)		< 0.88	mg/L	D
W-1656	3/23/21		Sulfate		41	mg/L	D
W-1656	3/23/21		Field Oxidation Potential (Eh)		-94	mVolts	
W-1656	3/23/21		Field Specific Conductance		1532	umhos/cm	
W-1656	3/23/21		Field Temperature		18.6	Degrees C	
W-1656	3/23/21		Field pH		7.59	Units	
W-1656	4/7/21		Field Dissolved Oxygen		0.4	PPM	
W-1656	4/7/21		Field Oxidation Potential (Eh)		73.2	mVolts	
W-1656	4/7/21		Field Specific Conductance		1555	umhos/cm	
W-1656	4/7/21		Field Temperature		19.7	Degrees C	
W-1656	4/7/21		Field pH		6.56	Units	
W-1656	4/21/21		Field Dissolved Oxygen		0.54	PPM	
W-1656	4/21/21		Field Oxidation Potential (Eh)		77.1	mVolts	

Attachment 2. Table 2. Enhanced Source Area Remediation (ESAR) groundwater performance monitoring results, Livermore Site, 2021.

Well	Date	Sample Type	Parameter	Los Indicator	Result	Units	QA Flag
W-1656	4/21/21		Field Specific Conductance		1573	umhos/cm	
W-1656	4/21/21		Field Temperature		19.8	Degrees C	
W-1656	4/21/21		Field pH		6.72	Units	
W-1656	5/4/21		Field Dissolved Oxygen		0.64	PPM	
W-1656	5/4/21		Field Oxidation Potential (Eh)		163.1	mVolts	
W-1656	5/4/21		Field Specific Conductance		1556	umhos/cm	
W-1656	5/4/21		Field Temperature		19.9	Degrees C	
W-1656	5/4/21		Field pH		6.63	Units	
W-1656	5/19/21		Field Dissolved Oxygen		0.45	PPM	
W-1656	5/19/21		Field Oxidation Potential (Eh)		158.4	mVolts	
W-1656	5/19/21		Field Specific Conductance		1486	umhos/cm	
W-1656	5/19/21		Field Temperature		19.8	Degrees C	
W-1656	5/19/21		Field pH		6.75	Units	
W-1656	6/8/21		Field Dissolved Oxygen		0.65	PPM	
W-1656	6/8/21		Field Oxidation Potential (Eh)		85.5	mVolts	
W-1656	6/8/21		Field Specific Conductance		1537	umhos/cm	
W-1656	6/8/21		Field Temperature		19.7	Degrees C	
W-1656	6/8/21		Field pH		6.77	Units	
W-1656	6/22/21		Nitrate (as NO3)	<	0.44	mg/L	
W-1656	6/22/21		Sulfate		50	mg/L	
W-1656	6/23/21		Field Dissolved Oxygen		0.46	PPM	
W-1656	6/23/21		Field Oxidation Potential (Eh)		78	mVolts	
W-1656	6/23/21		Field Specific Conductance		1642	umhos/cm	
W-1656	6/23/21		Field Temperature		19.8	Degrees C	
W-1656	6/23/21		Field pH		6.51	Units	
W-1656	7/7/21		Field Dissolved Oxygen		0.57	PPM	
W-1656	7/7/21		Field Oxidation Potential (Eh)		56.4	mVolts	
W-1656	7/7/21		Field Specific Conductance		1649	umhos/cm	
W-1656	7/7/21		Field Temperature		19.7	Degrees C	
W-1656	7/7/21		Field pH		6.56	Units	
W-1656	7/20/21		Field Dissolved Oxygen		0.58	PPM	
W-1656	7/20/21		Field Oxidation Potential (Eh)		52.1	mVolts	
W-1656	7/20/21		Field Specific Conductance		1665	umhos/cm	
W-1656	7/20/21		Field Temperature		19.8	Degrees C	
W-1656	7/20/21		Field pH		6.44	Units	
W-1656	8/4/21		Field Dissolved Oxygen		0.24	PPM	
W-1656	8/4/21		Field Oxidation Potential (Eh)		-57.8	mVolts	
W-1656	8/4/21		Field Specific Conductance		1656	umhos/cm	
W-1656	8/4/21		Field Temperature		19.7	Degrees C	
W-1656	8/4/21		Field pH		6.59	Units	
W-1656	8/17/21		Field Dissolved Oxygen		0.43	PPM	
W-1656	8/17/21		Field Oxidation Potential (Eh)		13.4	mVolts	
W-1656	8/17/21		Field Specific Conductance		1644	umhos/cm	
W-1656	8/17/21		Field Temperature		19.7	Degrees C	
W-1656	8/17/21		Field pH		6.84	Units	
W-1656	9/1/21		Field Dissolved Oxygen		0.65	PPM	
W-1656	9/1/21		Field Oxidation Potential (Eh)		41.3	mVolts	
W-1656	9/1/21		Field Specific Conductance		1606	umhos/cm	
W-1656	9/1/21		Field Temperature		19.7	Degrees C	
W-1656	9/1/21		Field pH		6.76	Units	
W-1656	9/8/21		Field Dissolved Oxygen		0.53	PPM	
W-1656	9/8/21		Field Oxidation Potential (Eh)		94.7	mVolts	
W-1656	9/8/21		Field Specific Conductance		1607	umhos/cm	
W-1656	9/8/21		Field Temperature		19.7	Degrees C	
W-1656	9/8/21		Field pH		6.64	Units	
W-1656	9/21/21		Nitrate (as NO3)	<	0.88	mg/L	D
W-1656	9/21/21		Sulfate		38	mg/L	D
W-1656	9/22/21		Field Dissolved Oxygen		0.63	PPM	
W-1656	9/22/21		Field Oxidation Potential (Eh)		141.8	mVolts	
W-1656	9/22/21		Field Specific Conductance		1646	umhos/cm	

Attachment 2. Table 2. Enhanced Source Area Remediation (ESAR) groundwater performance monitoring results, Livermore Site, 2021.

Well	Date	Sample Type	Parameter	Los Indicator	Result	Units	QA Flag
W-1656	9/22/21		Field Temperature		19.7	Degrees C	
W-1656	9/22/21		Field pH		6.64	Units	
W-1656	10/7/21		Field Dissolved Oxygen		0.46	PPM	
W-1656	10/7/21		Field Oxidation Potential (Eh)		46.4	mVolts	
W-1656	10/7/21		Field Specific Conductance		1598	umhos/cm	
W-1656	10/7/21		Field Temperature		19.6	Degrees C	
W-1656	10/7/21		Field pH		6.73	Units	
W-1656	10/21/21		Field Dissolved Oxygen		0.61	PPM	
W-1656	10/21/21		Field Oxidation Potential (Eh)		129.9	mVolts	
W-1656	10/21/21		Field Specific Conductance		1600	umhos/cm	
W-1656	10/21/21		Field Temperature		19.7	Degrees C	
W-1656	10/21/21		Field pH		6.71	Units	
W-1656	10/27/21		Aluminum		< 0.05	mg/L	
W-1656	10/27/21		Antimony		< 0.005	mg/L	
W-1656	10/27/21		Arsenic		< 0.002	mg/L	
W-1656	10/27/21		Barium		0.16	mg/L	
W-1656	10/27/21		Beryllium		< 0.0002	mg/L	
W-1656	10/27/21		Boron		2.7	mg/L	
W-1656	10/27/21		Cadmium		< 0.0005	mg/L	
W-1656	10/27/21		Cobalt		< 0.05	mg/L	
W-1656	10/27/21		Copper		< 0.001	mg/L	
W-1656	10/27/21		Iron		0.26	mg/L	
W-1656	10/27/21		Manganese		0.91	mg/L	
W-1656	10/27/21		Mercury		< 0.0002	mg/L	
W-1656	10/27/21		Molybdenum		< 0.025	mg/L	
W-1656	10/27/21		Nickel		0.003	mg/L	
W-1656	10/27/21		Nitrate (as NO3)		< 1	mg/L	D
W-1656	10/27/21		Selenium		< 0.002	mg/L	
W-1656	10/27/21		Silver		< 0.001	mg/L	
W-1656	10/27/21		Sulfate		39	mg/L	D
W-1656	10/27/21		Thallium		< 0.001	mg/L	
W-1656	10/27/21		Vanadium		< 0.02	mg/L	
W-1656	10/27/21		Zinc		< 0.02	mg/L	
W-1656	11/3/21		Field Dissolved Oxygen		0.43	PPM	
W-1656	11/3/21		Field Oxidation Potential (Eh)		67.2	mVolts	
W-1656	11/3/21		Field Specific Conductance		1665	umhos/cm	
W-1656	11/3/21		Field Temperature		19.7	Degrees C	
W-1656	11/3/21		Field pH		6.47	Units	
W-1656	11/17/21		Field Dissolved Oxygen		0.43	PPM	
W-1656	11/17/21		Field Oxidation Potential (Eh)		54.4	mVolts	
W-1656	11/17/21		Field Specific Conductance		1672	umhos/cm	
W-1656	11/17/21		Field Temperature		19.7	Degrees C	
W-1656	11/17/21		Field pH		6.6	Units	
W-1656	12/9/21		Field Dissolved Oxygen		0.46	PPM	
W-1656	12/9/21		Field Oxidation Potential (Eh)		-73	mVolts	
W-1656	12/9/21		Field Specific Conductance		1623	umhos/cm	
W-1656	12/9/21		Field Temperature		19.9	Degrees C	
W-1656	12/9/21		Field pH		6.49	Units	
W-1656	12/20/21		Field Dissolved Oxygen		0.39	PPM	
W-1656	12/20/21		Field Oxidation Potential (Eh)		-63.7	mVolts	
W-1656	12/20/21		Field Specific Conductance		1670	umhos/cm	
W-1656	12/20/21		Field Temperature		20	Degrees C	
W-1656	12/20/21		Field pH		6.49	Units	
W-1657	1/6/21		Field Dissolved Oxygen		0.36	PPM	
W-1657	1/6/21		Field Oxidation Potential (Eh)		-108.6	mVolts	
W-1657	1/6/21		Field Specific Conductance		2145	umhos/cm	
W-1657	1/6/21		Field Temperature		19.6	Degrees C	
W-1657	1/6/21		Field pH		6.39	Units	
W-1657	1/21/21		Field Dissolved Oxygen		0.58	PPM	
W-1657	1/21/21		Field Oxidation Potential (Eh)		-83	mVolts	

Attachment 2. Table 2. Enhanced Source Area Remediation (ESAR) groundwater performance monitoring results, Livermore Site, 2021.

Well	Date	Sample Type	Parameter	Los Indicator	Result	Units	QA Flag
W-1657	1/21/21		Field Specific Conductance		1865	umhos/cm	
W-1657	1/21/21		Field Temperature		19.6	Degrees C	
W-1657	1/21/21		Field pH		7.44	Units	
W-1657	2/3/21		Field Dissolved Oxygen		2.33	PPM	
W-1657	2/3/21		Field Oxidation Potential (Eh)		44.4	mVolts	
W-1657	2/3/21		Field Specific Conductance		1446	umhos/cm	
W-1657	2/3/21		Field Temperature		18.6	Degrees C	
W-1657	2/3/21		Field pH		7.39	Units	
W-1657	2/17/21		Field Dissolved Oxygen		0.34	PPM	
W-1657	2/17/21		Field Oxidation Potential (Eh)		-86.5	mVolts	
W-1657	2/17/21		Field Specific Conductance		1887	umhos/cm	
W-1657	2/17/21		Field Temperature		19.9	Degrees C	
W-1657	2/17/21		Field pH		6.49	Units	
W-1657	3/3/21		Field Dissolved Oxygen		0.49	PPM	
W-1657	3/3/21		Field Oxidation Potential (Eh)		658	mVolts	
W-1657	3/3/21		Field Specific Conductance		1891	umhos/cm	
W-1657	3/3/21		Field Temperature		19.6	Degrees C	
W-1657	3/18/21		Field Dissolved Oxygen		2.97	PPM	
W-1657	3/18/21		Field Oxidation Potential (Eh)		251.4	mVolts	
W-1657	3/18/21		Field Specific Conductance		1549	umhos/cm	
W-1657	3/18/21		Field Temperature		18.8	Degrees C	
W-1657	3/18/21		Field pH		7.26	Units	
W-1657	3/23/21		Nitrate (as NO3)		14	mg/L	D
W-1657	3/23/21		Sulfate		55	mg/L	D
W-1657	3/23/21		Field Oxidation Potential (Eh)		7	mVolts	
W-1657	3/23/21		Field Specific Conductance		1411	umhos/cm	
W-1657	3/23/21		Field Temperature		19.4	Degrees C	
W-1657	3/23/21		Field pH		7.25	Units	
W-1657	4/7/21		Field Dissolved Oxygen		0.54	PPM	
W-1657	4/7/21		Field Oxidation Potential (Eh)		115.5	mVolts	
W-1657	4/7/21		Field Specific Conductance		1824	umhos/cm	
W-1657	4/7/21		Field Temperature		19.6	Degrees C	
W-1657	4/7/21		Field pH		6.86	Units	
W-1657	4/21/21		Field Dissolved Oxygen		0.76	PPM	
W-1657	4/21/21		Field Oxidation Potential (Eh)		263	mVolts	
W-1657	4/21/21		Field Specific Conductance		1664	umhos/cm	
W-1657	4/21/21		Field Temperature		19.6	Degrees C	
W-1657	4/21/21		Field pH		7.14	Units	
W-1657	5/4/21		Field Dissolved Oxygen		1.18	PPM	
W-1657	5/4/21		Field Oxidation Potential (Eh)		198.7	mVolts	
W-1657	5/4/21		Field Specific Conductance		1798	umhos/cm	
W-1657	5/4/21		Field Temperature		19.7	Degrees C	
W-1657	5/4/21		Field pH		6.82	Units	
W-1657	5/19/21		Field Dissolved Oxygen		0.87	PPM	
W-1657	5/19/21		Field Oxidation Potential (Eh)		246.1	mVolts	
W-1657	5/19/21		Field Specific Conductance		1639	umhos/cm	
W-1657	5/19/21		Field Temperature		19.6	Degrees C	
W-1657	5/19/21		Field pH		7.1	Units	
W-1657	6/8/21		Field Dissolved Oxygen		0.7	PPM	
W-1657	6/8/21		Field Oxidation Potential (Eh)		198	mVolts	
W-1657	6/8/21		Field Specific Conductance		1758	umhos/cm	
W-1657	6/8/21		Field Temperature		19.6	Degrees C	
W-1657	6/8/21		Field pH		6.95	Units	
W-1657	6/22/21		Nitrate (as NO3)		14	mg/L	D
W-1657	6/22/21		Sulfate		63	mg/L	D
W-1657	6/23/21		Field Dissolved Oxygen		0.35	PPM	
W-1657	6/23/21		Field Oxidation Potential (Eh)		61.5	mVolts	
W-1657	6/23/21		Field Specific Conductance		1882	umhos/cm	
W-1657	6/23/21		Field Temperature		19.6	Degrees C	
W-1657	6/23/21		Field pH		6.96	Units	

Attachment 2. Table 2. Enhanced Source Area Remediation (ESAR) groundwater performance monitoring results, Livermore Site, 2021.

Well	Date	Sample Type	Parameter	Los Indicator	Result	Units	QA Flag
W-1657	7/7/21		Field Dissolved Oxygen		0.95	PPM	
W-1657	7/7/21		Field Oxidation Potential (Eh)		324.1	mVolts	
W-1657	7/7/21		Field Specific Conductance		1805	umhos/cm	
W-1657	7/7/21		Field Temperature		19.6	Degrees C	
W-1657	7/7/21		Field pH		7.07	Units	
W-1657	7/20/21		Field Dissolved Oxygen		0.54	PPM	
W-1657	7/20/21		Field Oxidation Potential (Eh)		78	mVolts	
W-1657	7/20/21		Field Specific Conductance		1835	umhos/cm	
W-1657	7/20/21		Field Temperature		19.6	Degrees C	
W-1657	7/20/21		Field pH		7.35	Units	
W-1657	8/4/21		Field Dissolved Oxygen		0.82	PPM	
W-1657	8/4/21		Field Oxidation Potential (Eh)		194.4	mVolts	
W-1657	8/4/21		Field Specific Conductance		1805	umhos/cm	
W-1657	8/4/21		Field Temperature		19.5	Degrees C	
W-1657	8/4/21		Field pH		7.17	Units	
W-1657	8/17/21		Field Dissolved Oxygen		1.38	PPM	
W-1657	8/17/21		Field Oxidation Potential (Eh)		212	mVolts	
W-1657	8/17/21		Field Specific Conductance		1812	umhos/cm	
W-1657	8/17/21		Field Temperature		19.5	Degrees C	
W-1657	8/17/21		Field pH		7.6	Units	
W-1657	9/1/21		Field Dissolved Oxygen		0.92	PPM	
W-1657	9/1/21		Field Oxidation Potential (Eh)		240.9	mVolts	
W-1657	9/1/21		Field Specific Conductance		1690	umhos/cm	
W-1657	9/1/21		Field Temperature		19.4	Degrees C	
W-1657	9/1/21		Field pH		7.33	Units	
W-1657	9/8/21		Field Dissolved Oxygen		0.92	PPM	
W-1657	9/8/21		Field Oxidation Potential (Eh)		246.9	mVolts	
W-1657	9/8/21		Field Specific Conductance		1748	umhos/cm	
W-1657	9/8/21		Field Temperature		19.5	Degrees C	
W-1657	9/8/21		Field pH		7.08	Units	
W-1657	9/21/21		Nitrate (as NO3)		16	mg/L	D
W-1657	9/21/21		Sulfate		60	mg/L	D
W-1657	9/22/21		Field Dissolved Oxygen		0.93	PPM	
W-1657	9/22/21		Field Oxidation Potential (Eh)		296.4	mVolts	
W-1657	9/22/21		Field Specific Conductance		1777	umhos/cm	
W-1657	9/22/21		Field Temperature		19.6	Degrees C	
W-1657	9/22/21		Field pH		7.19	Units	
W-1657	10/7/21		Field Dissolved Oxygen		0.64	PPM	
W-1657	10/7/21		Field Oxidation Potential (Eh)		81.4	mVolts	
W-1657	10/7/21		Field Specific Conductance		1749	umhos/cm	
W-1657	10/7/21		Field Temperature		19.5	Degrees C	
W-1657	10/7/21		Field pH		7.31	Units	
W-1657	10/21/21		Field Dissolved Oxygen		0.99	PPM	
W-1657	10/21/21		Field Oxidation Potential (Eh)		276.4	mVolts	
W-1657	10/21/21		Field Specific Conductance		1736	umhos/cm	
W-1657	10/21/21		Field Temperature		19.5	Degrees C	
W-1657	10/21/21		Field pH		7.3	Units	
W-1657	10/27/21		Aluminum		< 0.05	mg/L	
W-1657	10/27/21		Antimony		< 0.005	mg/L	
W-1657	10/27/21		Arsenic		< 0.002	mg/L	
W-1657	10/27/21		Barium		0.16	mg/L	
W-1657	10/27/21		Beryllium		< 0.0002	mg/L	
W-1657	10/27/21		Boron		1.4	mg/L	
W-1657	10/27/21		Cadmium		< 0.0005	mg/L	
W-1657	10/27/21		Cobalt		< 0.05	mg/L	
W-1657	10/27/21		Copper		< 0.001	mg/L	
W-1657	10/27/21		Iron		< 0.1	mg/L	
W-1657	10/27/21		Manganese		0.039	mg/L	
W-1657	10/27/21		Mercury		< 0.0002	mg/L	
W-1657	10/27/21		Molybdenum		< 0.025	mg/L	

Attachment 2. Table 2. Enhanced Source Area Remediation (ESAR) groundwater performance monitoring results, Livermore Site, 2021.

Well	Date	Sample Type	Parameter	Los Indicator	Result	Units	QA Flag
W-1657	10/27/21		Nickel		0.0028	mg/L	
W-1657	10/27/21		Nitrate (as NO3)		18	mg/L	D
W-1657	10/27/21		Selenium		< 0.002	mg/L	
W-1657	10/27/21		Silver		< 0.001	mg/L	
W-1657	10/27/21		Sulfate		57	mg/L	D
W-1657	10/27/21		Thallium		< 0.001	mg/L	
W-1657	10/27/21		Vanadium		< 0.02	mg/L	
W-1657	10/27/21		Zinc		< 0.02	mg/L	
W-1657	11/3/21		Field Dissolved Oxygen		1.07	PPM	
W-1657	11/3/21		Field Oxidation Potential (Eh)		268.8	mVolts	
W-1657	11/3/21		Field Specific Conductance		1745	umhos/cm	
W-1657	11/3/21		Field Temperature		19.3	Degrees C	
W-1657	11/3/21		Field pH		7.12	Units	
W-1657	11/17/21		Field Dissolved Oxygen		0.82	PPM	
W-1657	11/17/21		Field Oxidation Potential (Eh)		247.1	mVolts	
W-1657	11/17/21		Field Specific Conductance		1796	umhos/cm	
W-1657	11/17/21		Field Temperature		19.8	Degrees C	
W-1657	11/17/21		Field pH		7.23	Units	
W-1657	12/9/21		Field Dissolved Oxygen		0.89	PPM	
W-1657	12/9/21		Field Oxidation Potential (Eh)		45.3	mVolts	
W-1657	12/9/21		Field Specific Conductance		1753	umhos/cm	
W-1657	12/9/21		Field Temperature		19.8	Degrees C	
W-1657	12/9/21		Field pH		6.9	Units	
W-1657	12/20/21		Field Dissolved Oxygen		0.98	PPM	
W-1657	12/20/21		Field Oxidation Potential (Eh)		141.8	mVolts	
W-1657	12/20/21		Field Specific Conductance		1708	umhos/cm	
W-1657	12/20/21		Field Temperature		19.4	Degrees C	
W-1657	12/20/21		Field pH		7	Units	
W-2201	1/6/21		Field Dissolved Oxygen		7.63	PPM	
W-2201	1/6/21		Field Oxidation Potential (Eh)		130.6	mVolts	
W-2201	1/6/21		Field Specific Conductance		1325	umhos/cm	
W-2201	1/6/21		Field Temperature		18.6	Degrees C	
W-2201	1/6/21		Field pH		7.32	Units	
W-2201	1/21/21		Acetylene		< 5	ug/L	
W-2201	1/21/21		Ethane		< 5	ug/L	
W-2201	1/21/21		Ethylene		< 5	ug/L	
W-2201	1/21/21		Methane		< 5	ug/L	
W-2201	1/21/21		Aluminum		< 0.2	mg/L	
W-2201	1/21/21		Bicarbonate Alk (as CaCO3)		240	mg/L	D
W-2201	1/21/21		Calcium		69	mg/L	
W-2201	1/21/21		Carbonate Alk (as CaCO3)		< 8.2	mg/L	D
W-2201	1/21/21		Chloride		160	mg/L	
W-2201	1/21/21		Copper		< 0.05	mg/L	
W-2201	1/21/21		Dissolved Organic Carbon		< 1	mg/L	
W-2201	1/21/21		Fluoride		0.29	mg/L	
W-2201	1/21/21		Hydroxide Alk (as CaCO3)		< 8.2	mg/L	D
W-2201	1/21/21		Iron		< 0.1	mg/L	
W-2201	1/21/21		Magnesium		23	mg/L	
W-2201	1/21/21		Manganese		< 0.03	mg/L	
W-2201	1/21/21		Nickel		< 0.1	mg/L	
W-2201	1/21/21		Nitrate (as N)		3.1	mg/L	
W-2201	1/21/21		Nitrate (as NO3)		14	mg/L	H
W-2201	1/21/21		Nitrite (as N)		< 0.5	mg/L	
W-2201	1/21/21		Ortho-Phosphate		0.16	mg/L	
W-2201	1/21/21		Potassium		1.5	mg/L	
W-2201	1/21/21		Sodium		110	mg/L	
W-2201	1/21/21		Specific Conductance		1150	umhos/cm	
W-2201	1/21/21		Sulfate		48	mg/L	
W-2201	1/21/21		Surfactants		< 0.5	mg/L	
W-2201	1/21/21		Total Alkalinity (as CaCO3)		240	mg/L	

Attachment 2. Table 2. Enhanced Source Area Remediation (ESAR) groundwater performance monitoring results, Livermore Site, 2021.

Well	Date	Sample Type	Parameter	Los Indicator	Result	Units	QA Flag
W-2201	1/21/21		Total Hardness (as CaCO3)		270	mg/L	
W-2201	1/21/21		Total Phosphorus (as PO4)		0.6	mg/L	
W-2201	1/21/21		Total dissolved solids (TDS)		640	mg/L	D
W-2201	1/21/21		Zinc		< 0.05	mg/L	
W-2201	1/21/21		pH		8.01	Units	
W-2201	1/21/21		Aluminum		< 0.05	mg/L	
W-2201	1/21/21		Antimony		< 0.005	mg/L	
W-2201	1/21/21		Arsenic		< 0.002	mg/L	
W-2201	1/21/21		Barium		0.1	mg/L	
W-2201	1/21/21		Beryllium		< 0.0002	mg/L	
W-2201	1/21/21		Boron		1.3	mg/L	
W-2201	1/21/21		Cadmium		< 0.0005	mg/L	
W-2201	1/21/21		Cobalt		< 0.05	mg/L	
W-2201	1/21/21		Copper		< 0.001	mg/L	
W-2201	1/21/21		Iron		< 0.1	mg/L	
W-2201	1/21/21		Manganese		< 0.03	mg/L	
W-2201	1/21/21		Mercury		< 0.0002	mg/L	
W-2201	1/21/21		Molybdenum		< 0.025	mg/L	
W-2201	1/21/21		Nickel		0.0039	mg/L	
W-2201	1/21/21		Selenium		< 0.002	mg/L	
W-2201	1/21/21		Silver		< 0.001	mg/L	
W-2201	1/21/21		Thallium		< 0.001	mg/L	
W-2201	1/21/21		Vanadium		< 0.02	mg/L	
W-2201	1/21/21		Zinc		0.022	mg/L	
W-2201	1/21/21		Field Oxidation Potential (Eh)		150	mVolts	
W-2201	1/21/21		Field Specific Conductance		763.2	umhos/cm	
W-2201	1/21/21		Field Temperature		13.7	Degrees C	
W-2201	1/21/21		Field pH		7.49	Units	
W-2201	1/21/21		Field Dissolved Oxygen		7.4	PPM	
W-2201	1/21/21		Field Oxidation Potential (Eh)		210.5	mVolts	
W-2201	1/21/21		Field Specific Conductance		1190	umhos/cm	
W-2201	1/21/21		Field Temperature		17.6	Degrees C	
W-2201	1/21/21		Field pH		7.76	Units	
W-2201	2/3/21		Field Dissolved Oxygen		10	PPM	
W-2201	2/3/21		Field Oxidation Potential (Eh)		5.4	mVolts	
W-2201	2/3/21		Field Specific Conductance		18.4	umhos/cm	
W-2201	2/3/21		Field Temperature		10.9	Degrees C	
W-2201	2/3/21		Field pH		8	Units	
W-2201	2/17/21		Field Dissolved Oxygen		6.96	PPM	
W-2201	2/17/21		Field Oxidation Potential (Eh)		77.8	mVolts	
W-2201	2/17/21		Field Specific Conductance		1177	umhos/cm	
W-2201	2/17/21		Field Temperature		19	Degrees C	
W-2201	2/17/21		Field pH		7.57	Units	
W-2201	2/17/21		Aluminum		< 0.2	mg/L	
W-2201	2/17/21		Bicarbonate Alk (as CaCO3)		290	mg/L	D
W-2201	2/17/21		Calcium		76	mg/L	
W-2201	2/17/21		Carbonate Alk (as CaCO3)		< 8.2	mg/L	D
W-2201	2/17/21		Chloride		170	mg/L	
W-2201	2/17/21		Copper		< 0.05	mg/L	
W-2201	2/17/21		Dissolved Organic Carbon		< 1	mg/L	
W-2201	2/17/21		Fluoride		0.32	mg/L	
W-2201	2/17/21		Hydroxide Alk (as CaCO3)		< 8.2	mg/L	D
W-2201	2/17/21		Iron		< 0.1	mg/L	
W-2201	2/17/21		Magnesium		25	mg/L	
W-2201	2/17/21		Manganese		< 0.03	mg/L	
W-2201	2/17/21		Nickel		< 0.1	mg/L	
W-2201	2/17/21		Nitrate (as N)		3.2	mg/L	
W-2201	2/17/21		Nitrate (as NO3)		14	mg/L	
W-2201	2/17/21		Nitrite (as N)		< 0.5	mg/L	
W-2201	2/17/21		Ortho-Phosphate		< 0.15	mg/L	

Attachment 2. Table 2. Enhanced Source Area Remediation (ESAR) groundwater performance monitoring results, Livermore Site, 2021.

Well	Date	Sample Type	Parameter	Los Indicator	Result	Units	QA Flag
W-2201	2/17/21		Potassium		1.6	mg/L	
W-2201	2/17/21		Sodium		120	mg/L	
W-2201	2/17/21		Specific Conductance		1150	umhos/cm	
W-2201	2/17/21		Sulfate		50	mg/L	
W-2201	2/17/21		Surfactants		< 0.5	mg/L	
W-2201	2/17/21		Total Alkalinity (as CaCO3)		290	mg/L	
W-2201	2/17/21		Total Hardness (as CaCO3)		290	mg/L	
W-2201	2/17/21		Total Phosphorus (as PO4)		0.19	mg/L	O
W-2201	2/17/21		Total dissolved solids (TDS)		680	mg/L	D
W-2201	2/17/21		Zinc		< 0.05	mg/L	
W-2201	2/17/21		pH		8.11	Units	
W-2201	2/17/21		Aluminum		< 0.05	mg/L	
W-2201	2/17/21		Antimony		< 0.005	mg/L	
W-2201	2/17/21		Arsenic		< 0.002	mg/L	
W-2201	2/17/21		Barium		0.11	mg/L	
W-2201	2/17/21		Beryllium		< 0.0002	mg/L	
W-2201	2/17/21		Boron		1.4	mg/L	
W-2201	2/17/21		Cadmium		< 0.0005	mg/L	
W-2201	2/17/21		Cobalt		< 0.05	mg/L	
W-2201	2/17/21		Copper		< 0.001	mg/L	
W-2201	2/17/21		Iron		< 0.1	mg/L	
W-2201	2/17/21		Manganese		< 0.03	mg/L	
W-2201	2/17/21		Mercury		< 0.0002	mg/L	
W-2201	2/17/21		Molybdenum		< 0.025	mg/L	
W-2201	2/17/21		Nickel		0.0027	mg/L	
W-2201	2/17/21		Selenium		< 0.002	mg/L	
W-2201	2/17/21		Silver		< 0.001	mg/L	
W-2201	2/17/21		Thallium		< 0.001	mg/L	
W-2201	2/17/21		Vanadium		< 0.02	mg/L	
W-2201	2/17/21		Zinc		< 0.02	mg/L	
W-2201	2/17/21		Field Oxidation Potential (Eh)		226	mVolts	
W-2201	2/17/21		Field Specific Conductance		1149	umhos/cm	
W-2201	2/17/21		Field Temperature		17.7	Degrees C	
W-2201	2/17/21		Field pH		7.57	Units	
W-2201	2/17/21		Acetylene		< 5	ug/L	
W-2201	2/17/21		Ethane		< 5	ug/L	
W-2201	2/17/21		Ethylene		< 5	ug/L	
W-2201	2/17/21		Methane		< 5	ug/L	E
W-2201	3/3/21		Field Dissolved Oxygen		7.33	PPM	
W-2201	3/3/21		Field Oxidation Potential (Eh)		-259	mVolts	
W-2201	3/3/21		Field Specific Conductance		1233	umhos/cm	
W-2201	3/3/21		Field Temperature		18.8	Degrees C	
W-2201	3/18/21		Aluminum		< 0.2	mg/L	
W-2201	3/18/21		Bicarbonate Alk (as CaCO3)		310	mg/L	D
W-2201	3/18/21		Calcium		75	mg/L	
W-2201	3/18/21		Carbonate Alk (as CaCO3)		< 8.2	mg/L	D
W-2201	3/18/21		Chloride		160	mg/L	
W-2201	3/18/21		Copper		< 0.05	mg/L	
W-2201	3/18/21		Dissolved Organic Carbon		< 1	mg/L	
W-2201	3/18/21		Fluoride		0.27	mg/L	
W-2201	3/18/21		Hydroxide Alk (as CaCO3)		< 8.2	mg/L	D
W-2201	3/18/21		Iron		< 0.1	mg/L	
W-2201	3/18/21		Magnesium		25	mg/L	
W-2201	3/18/21		Manganese		< 0.03	mg/L	
W-2201	3/18/21		Nickel		< 0.1	mg/L	
W-2201	3/18/21		Nitrate (as N)		2.2	mg/L	
W-2201	3/18/21		Nitrate (as NO3)		9.6	mg/L	
W-2201	3/18/21		Nitrite (as N)		< 0.5	mg/L	
W-2201	3/18/21		Ortho-Phosphate		0.29	mg/L	
W-2201	3/18/21		Potassium		1.7	mg/L	

Attachment 2. Table 2. Enhanced Source Area Remediation (ESAR) groundwater performance monitoring results, Livermore Site, 2021.

Well	Date	Sample Type	Parameter	Los Indicator	Result	Units	QA Flag
W-2201	3/18/21		Sodium		120	mg/L	
W-2201	3/18/21		Specific Conductance		1130	umhos/cm	
W-2201	3/18/21		Sulfate		46	mg/L	
W-2201	3/18/21		Surfactants		< 0.5	mg/L	
W-2201	3/18/21		Total Alkalinity (as CaCO3)		310	mg/L	
W-2201	3/18/21		Total Hardness (as CaCO3)		290	mg/L	
W-2201	3/18/21		Total Phosphorus (as PO4)		0.19	mg/L	
W-2201	3/18/21		Total dissolved solids (TDS)		640	mg/L	D
W-2201	3/18/21		Zinc		< 0.05	mg/L	
W-2201	3/18/21		pH		8.03	Units	
W-2201	3/18/21		Aluminum		< 0.05	mg/L	
W-2201	3/18/21		Antimony		< 0.005	mg/L	
W-2201	3/18/21		Arsenic		< 0.002	mg/L	
W-2201	3/18/21		Barium		0.1	mg/L	
W-2201	3/18/21		Beryllium		< 0.0002	mg/L	
W-2201	3/18/21		Boron		1.4	mg/L	
W-2201	3/18/21		Cadmium		< 0.0005	mg/L	
W-2201	3/18/21		Cobalt		< 0.05	mg/L	
W-2201	3/18/21		Copper		0.0038	mg/L	
W-2201	3/18/21		Iron		< 0.1	mg/L	
W-2201	3/18/21		Manganese		< 0.03	mg/L	
W-2201	3/18/21		Mercury		< 0.0002	mg/L	
W-2201	3/18/21		Molybdenum		< 0.025	mg/L	
W-2201	3/18/21		Nickel		0.0038	mg/L	
W-2201	3/18/21		Selenium		< 0.002	mg/L	
W-2201	3/18/21		Silver		< 0.001	mg/L	
W-2201	3/18/21		Thallium		< 0.001	mg/L	
W-2201	3/18/21		Vanadium		< 0.02	mg/L	
W-2201	3/18/21		Zinc		< 0.02	mg/L	
W-2201	3/18/21		Field Oxidation Potential (Eh)		151	mVolts	
W-2201	3/18/21		Field Specific Conductance		937.4	umhos/cm	
W-2201	3/18/21		Field Temperature		15.2	Degrees C	
W-2201	3/18/21		Field pH		7.87	Units	
W-2201	3/18/21		Acetylene		< 5	ug/L	
W-2201	3/18/21		Ethane		< 5	ug/L	
W-2201	3/18/21		Ethylene		< 5	ug/L	
W-2201	3/18/21		Methane		< 5	ug/L	E
W-2201	3/18/21		Field Dissolved Oxygen		6.57	PPM	
W-2201	3/18/21		Field Oxidation Potential (Eh)		290.4	mVolts	
W-2201	3/18/21		Field Specific Conductance		1210	umhos/cm	
W-2201	3/18/21		Field Temperature		19.2	Degrees C	
W-2201	3/18/21		Field pH		7.37	Units	
W-2201	4/7/21		Field Dissolved Oxygen		6.68	PPM	
W-2201	4/7/21		Field Oxidation Potential (Eh)		52.5	mVolts	
W-2201	4/7/21		Field Specific Conductance		1177	umhos/cm	
W-2201	4/7/21		Field Temperature		19.4	Degrees C	
W-2201	4/7/21		Field pH		7.54	Units	
W-2201	4/21/21		Field Dissolved Oxygen		6.03	PPM	
W-2201	4/21/21		Field Oxidation Potential (Eh)		45.7	mVolts	
W-2201	4/21/21		Field Specific Conductance		1195	umhos/cm	
W-2201	4/21/21		Field Temperature		20.5	Degrees C	
W-2201	4/21/21		Field pH		7.6	Units	
W-2201	4/27/21		Aluminum		< 0.2	mg/L	
W-2201	4/27/21		Bicarbonate Alk (as CaCO3)		300	mg/L	D
W-2201	4/27/21		Calcium		73	mg/L	
W-2201	4/27/21		Carbonate Alk (as CaCO3)		< 8.2	mg/L	D
W-2201	4/27/21		Chloride		170	mg/L	
W-2201	4/27/21		Copper		< 0.05	mg/L	
W-2201	4/27/21		Dissolved Organic Carbon		< 1	mg/L	
W-2201	4/27/21		Fluoride		0.32	mg/L	

Attachment 2. Table 2. Enhanced Source Area Remediation (ESAR) groundwater performance monitoring results, Livermore Site, 2021.

Well	Date	Sample Type	Parameter	Los Indicator	Result	Units	QA Flag
W-2201	4/27/21		Hydroxide Alk (as CaCO3)		< 8.2	mg/L	D
W-2201	4/27/21		Iron		< 0.1	mg/L	
W-2201	4/27/21		Magnesium		25	mg/L	
W-2201	4/27/21		Manganese		< 0.03	mg/L	
W-2201	4/27/21		Nickel		< 0.1	mg/L	
W-2201	4/27/21		Nitrate (as N)		3	mg/L	
W-2201	4/27/21		Nitrate (as NO3)		13	mg/L	
W-2201	4/27/21		Nitrite (as N)		< 0.5	mg/L	
W-2201	4/27/21		Ortho-Phosphate		< 0.15	mg/L	
W-2201	4/27/21		Potassium		1.6	mg/L	
W-2201	4/27/21		Sodium		120	mg/L	
W-2201	4/27/21		Specific Conductance		1110	umhos/cm	
W-2201	4/27/21		Sulfate		50	mg/L	
W-2201	4/27/21		Surfactants		< 0.5	mg/L	
W-2201	4/27/21		Total Alkalinity (as CaCO3)		300	mg/L	
W-2201	4/27/21		Total Hardness (as CaCO3)		280	mg/L	
W-2201	4/27/21		Total Phosphorus (as PO4)		< 0.15	mg/L	
W-2201	4/27/21		Total dissolved solids (TDS)		670	mg/L	D
W-2201	4/27/21		Zinc		< 0.05	mg/L	
W-2201	4/27/21		pH		8.3	Units	
W-2201	4/27/21		Aluminum		< 0.05	mg/L	
W-2201	4/27/21		Antimony		< 0.005	mg/L	
W-2201	4/27/21		Arsenic		< 0.002	mg/L	
W-2201	4/27/21		Barium		0.11	mg/L	
W-2201	4/27/21		Beryllium		< 0.0002	mg/L	
W-2201	4/27/21		Boron		1.3	mg/L	
W-2201	4/27/21		Cadmium		< 0.0005	mg/L	
W-2201	4/27/21		Cobalt		< 0.05	mg/L	
W-2201	4/27/21		Copper		< 0.001	mg/L	
W-2201	4/27/21		Iron		< 0.1	mg/L	
W-2201	4/27/21		Manganese		< 0.03	mg/L	
W-2201	4/27/21		Mercury		< 0.0002	mg/L	
W-2201	4/27/21		Molybdenum		< 0.025	mg/L	
W-2201	4/27/21		Nickel		0.0071	mg/L	
W-2201	4/27/21		Selenium		0.002	mg/L	
W-2201	4/27/21		Silver		< 0.001	mg/L	
W-2201	4/27/21		Thallium		< 0.001	mg/L	
W-2201	4/27/21		Vanadium		< 0.02	mg/L	
W-2201	4/27/21		Zinc		< 0.02	mg/L	
W-2201	4/27/21		Field Oxidation Potential (Eh)		205	mVolts	
W-2201	4/27/21		Field Specific Conductance		1082	umhos/cm	
W-2201	4/27/21		Field Temperature		20.9	Degrees C	
W-2201	4/27/21		Field pH		7.36	Units	
W-2201	4/27/21		Acetylene		< 5	ug/L	
W-2201	4/27/21		Ethane		< 5	ug/L	
W-2201	4/27/21		Ethylene		< 5	ug/L	
W-2201	4/27/21		Methane		< 5	ug/L	LE
W-2201	5/4/21		Field Dissolved Oxygen		6.86	PPM	
W-2201	5/4/21		Field Oxidation Potential (Eh)		104	mVolts	
W-2201	5/4/21		Field Specific Conductance		1205	umhos/cm	
W-2201	5/4/21		Field Temperature		20.5	Degrees C	
W-2201	5/4/21		Field pH		7.85	Units	
W-2201	5/19/21		Aluminum		< 0.2	mg/L	
W-2201	5/19/21		Bicarbonate Alk (as CaCO3)		290	mg/L	D
W-2201	5/19/21		Calcium		74	mg/L	
W-2201	5/19/21		Carbonate Alk (as CaCO3)		< 8.2	mg/L	D
W-2201	5/19/21		Chloride		170	mg/L	
W-2201	5/19/21		Copper		< 0.05	mg/L	
W-2201	5/19/21		Dissolved Organic Carbon		< 1	mg/L	O
W-2201	5/19/21		Fluoride		0.29	mg/L	

Attachment 2. Table 2. Enhanced Source Area Remediation (ESAR) groundwater performance monitoring results, Livermore Site, 2021.

Well	Date	Sample Type	Parameter	Los Indicator	Result	Units	QA Flag
W-2201	5/19/21		Hydroxide Alk (as CaCO3)		< 8.2	mg/L	D
W-2201	5/19/21		Iron		< 0.1	mg/L	
W-2201	5/19/21		Magnesium		24	mg/L	
W-2201	5/19/21		Manganese		< 0.03	mg/L	
W-2201	5/19/21		Nickel		< 0.1	mg/L	
W-2201	5/19/21		Nitrate (as N)		3.2	mg/L	
W-2201	5/19/21		Nitrate (as NO3)		14	mg/L	H
W-2201	5/19/21		Nitrite (as N)		< 0.5	mg/L	
W-2201	5/19/21		Ortho-Phosphate		< 0.15	mg/L	
W-2201	5/19/21		Potassium		1.7	mg/L	
W-2201	5/19/21		Sodium		120	mg/L	
W-2201	5/19/21		Specific Conductance		1150	umhos/cm	
W-2201	5/19/21		Sulfate		50	mg/L	
W-2201	5/19/21		Surfactants		< 0.5	mg/L	
W-2201	5/19/21		Total Alkalinity (as CaCO3)		290	mg/L	
W-2201	5/19/21		Total Hardness (as CaCO3)		280	mg/L	
W-2201	5/19/21		Total Phosphorus (as PO4)		< 0.15	mg/L	
W-2201	5/19/21		Total dissolved solids (TDS)		660	mg/L	D
W-2201	5/19/21		Zinc		< 0.05	mg/L	
W-2201	5/19/21		pH		8.08	Units	
W-2201	5/19/21		Aluminum		< 0.05	mg/L	
W-2201	5/19/21		Antimony		< 0.005	mg/L	
W-2201	5/19/21		Arsenic		< 0.002	mg/L	
W-2201	5/19/21		Barium		0.1	mg/L	
W-2201	5/19/21		Beryllium		< 0.0002	mg/L	
W-2201	5/19/21		Boron		1.3	mg/L	
W-2201	5/19/21		Cadmium		< 0.0005	mg/L	
W-2201	5/19/21		Cobalt		< 0.05	mg/L	
W-2201	5/19/21		Copper		< 0.001	mg/L	
W-2201	5/19/21		Iron		< 0.1	mg/L	
W-2201	5/19/21		Manganese		< 0.03	mg/L	
W-2201	5/19/21		Mercury		< 0.0002	mg/L	
W-2201	5/19/21		Molybdenum		< 0.025	mg/L	
W-2201	5/19/21		Nickel		0.0038	mg/L	
W-2201	5/19/21		Selenium		< 0.002	mg/L	
W-2201	5/19/21		Silver		< 0.001	mg/L	
W-2201	5/19/21		Thallium		< 0.001	mg/L	
W-2201	5/19/21		Vanadium		< 0.02	mg/L	
W-2201	5/19/21		Zinc		< 0.02	mg/L	
W-2201	5/19/21		Field Oxidation Potential (Eh)		209	mVolts	
W-2201	5/19/21		Field Specific Conductance		1200	umhos/cm	
W-2201	5/19/21		Field Temperature		19	Degrees C	
W-2201	5/19/21		Field pH		7.07	Units	
W-2201	5/19/21		Acetylene		< 5	ug/L	
W-2201	5/19/21		Ethane		< 5	ug/L	
W-2201	5/19/21		Ethylene		< 5	ug/L	
W-2201	5/19/21		Methane		< 5	ug/L	LE
W-2201	5/19/21		Field Dissolved Oxygen		6.34	PPM	
W-2201	5/19/21		Field Oxidation Potential (Eh)		259.8	mVolts	
W-2201	5/19/21		Field Specific Conductance		1148	umhos/cm	
W-2201	5/19/21		Field Temperature		19.2	Degrees C	
W-2201	5/19/21		Field pH		7.36	Units	
W-2201	6/8/21		Field Dissolved Oxygen		6.47	PPM	
W-2201	6/8/21		Field Oxidation Potential (Eh)		250.8	mVolts	
W-2201	6/8/21		Field Specific Conductance		1122	umhos/cm	
W-2201	6/8/21		Field Temperature		19.5	Degrees C	
W-2201	6/8/21		Field pH		7.33	Units	
W-2201	6/23/21		Aluminum		< 0.2	mg/L	
W-2201	6/23/21		Bicarbonate Alk (as CaCO3)		300	mg/L	D
W-2201	6/23/21		Calcium		71	mg/L	

Attachment 2. Table 2. Enhanced Source Area Remediation (ESAR) groundwater performance monitoring results, Livermore Site, 2021.

Well	Date	Sample Type	Parameter	Los Indicator	Result	Units	QA Flag
W-2201	6/23/21		Carbonate Alk (as CaCO3)		< 8.2	mg/L	D
W-2201	6/23/21		Chloride		150	mg/L	D
W-2201	6/23/21		Copper		< 0.05	mg/L	
W-2201	6/23/21		Dissolved Organic Carbon		1.2	mg/L	
W-2201	6/23/21		Fluoride		0.31	mg/L	D
W-2201	6/23/21		Hydroxide Alk (as CaCO3)		< 8.2	mg/L	D
W-2201	6/23/21		Iron		< 0.1	mg/L	
W-2201	6/23/21		Magnesium		24	mg/L	
W-2201	6/23/21		Manganese		< 0.03	mg/L	
W-2201	6/23/21		Nickel		< 0.1	mg/L	
W-2201	6/23/21		Nitrate (as N)		3	mg/L	D
W-2201	6/23/21		Nitrate (as NO3)		13	mg/L	
W-2201	6/23/21		Nitrite (as N)		< 0.5	mg/L	
W-2201	6/23/21		Ortho-Phosphate		< 0.15	mg/L	
W-2201	6/23/21		Potassium		1.6	mg/L	
W-2201	6/23/21		Sodium		110	mg/L	
W-2201	6/23/21		Specific Conductance		1150	umhos/cm	
W-2201	6/23/21		Sulfate		41	mg/L	D
W-2201	6/23/21		Surfactants		< 0.5	mg/L	
W-2201	6/23/21		Total Alkalinity (as CaCO3)		300	mg/L	
W-2201	6/23/21		Total Hardness (as CaCO3)		280	mg/L	
W-2201	6/23/21		Total Phosphorus (as PO4)		0.19	mg/L	O
W-2201	6/23/21		Total dissolved solids (TDS)		670	mg/L	D
W-2201	6/23/21		Zinc		< 0.05	mg/L	
W-2201	6/23/21		pH		7.79	Units	
W-2201	6/23/21		Aluminum		< 0.05	mg/L	
W-2201	6/23/21		Antimony		< 0.005	mg/L	
W-2201	6/23/21		Arsenic		< 0.002	mg/L	
W-2201	6/23/21		Barium		0.1	mg/L	
W-2201	6/23/21		Beryllium		< 0.0002	mg/L	
W-2201	6/23/21		Boron		1.2	mg/L	
W-2201	6/23/21		Cadmium		< 0.0005	mg/L	
W-2201	6/23/21		Cobalt		< 0.05	mg/L	
W-2201	6/23/21		Copper		< 0.001	mg/L	
W-2201	6/23/21		Iron		< 0.1	mg/L	
W-2201	6/23/21		Manganese		< 0.03	mg/L	
W-2201	6/23/21		Mercury		< 0.0002	mg/L	
W-2201	6/23/21		Molybdenum		< 0.025	mg/L	
W-2201	6/23/21		Nickel		0.0033	mg/L	
W-2201	6/23/21		Selenium		< 0.002	mg/L	
W-2201	6/23/21		Silver		< 0.001	mg/L	
W-2201	6/23/21		Thallium		< 0.001	mg/L	
W-2201	6/23/21		Vanadium		< 0.02	mg/L	
W-2201	6/23/21		Zinc		< 0.02	mg/L	
W-2201	6/23/21		Field Oxidation Potential (Eh)		169	mVolts	
W-2201	6/23/21		Field Specific Conductance		1159	umhos/cm	
W-2201	6/23/21		Field Temperature		19.9	Degrees C	
W-2201	6/23/21		Field pH		8.24	Units	
W-2201	6/23/21		Acetylene		< 5	ug/L	
W-2201	6/23/21		Ethane		< 5	ug/L	
W-2201	6/23/21		Ethylene		< 5	ug/L	
W-2201	6/23/21		Methane		< 5	ug/L	EO
W-2201	6/23/21		Field Dissolved Oxygen		6.94	PPM	
W-2201	6/23/21		Field Oxidation Potential (Eh)		228.6	mVolts	
W-2201	6/23/21		Field Specific Conductance		1131	umhos/cm	
W-2201	6/23/21		Field Temperature		19.5	Degrees C	
W-2201	6/23/21		Field pH		6.45	Units	
W-2201	7/7/21		Field Dissolved Oxygen		6.57	PPM	
W-2201	7/7/21		Field Oxidation Potential (Eh)		352.3	mVolts	
W-2201	7/7/21		Field Specific Conductance		1194	umhos/cm	

Attachment 2. Table 2. Enhanced Source Area Remediation (ESAR) groundwater performance monitoring results, Livermore Site, 2021.

Well	Date	Sample Type	Parameter	Los Indicator	Result	Units	QA Flag
W-2201	7/7/21		Field Temperature		21.1	Degrees C	
W-2201	7/7/21		Field pH		6.56	Units	
W-2201	7/20/21		Aluminum		< 0.2	mg/L	
W-2201	7/20/21		Bicarbonate Alk (as CaCO3)		310	mg/L	D
W-2201	7/20/21		Calcium		78	mg/L	
W-2201	7/20/21		Carbonate Alk (as CaCO3)		< 8.2	mg/L	D
W-2201	7/20/21		Chloride		150	mg/L	D
W-2201	7/20/21		Copper		< 0.05	mg/L	
W-2201	7/20/21		Dissolved Organic Carbon		< 1	mg/L	
W-2201	7/20/21		Fluoride		0.3	mg/L	D
W-2201	7/20/21		Hydroxide Alk (as CaCO3)		< 8.2	mg/L	D
W-2201	7/20/21		Iron		< 0.1	mg/L	
W-2201	7/20/21		Magnesium		25	mg/L	
W-2201	7/20/21		Manganese		< 0.03	mg/L	
W-2201	7/20/21		Nickel		< 0.1	mg/L	
W-2201	7/20/21		Nitrate (as N)		3.1	mg/L	D
W-2201	7/20/21		Nitrate (as NO3)		14	mg/L	
W-2201	7/20/21		Nitrite (as N)		< 0.5	mg/L	
W-2201	7/20/21		Ortho-Phosphate		0.15	mg/L	
W-2201	7/20/21		Potassium		1.7	mg/L	
W-2201	7/20/21		Sodium		120	mg/L	
W-2201	7/20/21		Specific Conductance		1120	umhos/cm	
W-2201	7/20/21		Sulfate		41	mg/L	D
W-2201	7/20/21		Surfactants		< 0.5	mg/L	
W-2201	7/20/21		Total Alkalinity (as CaCO3)		310	mg/L	
W-2201	7/20/21		Total Hardness (as CaCO3)		300	mg/L	
W-2201	7/20/21		Total Phosphorus (as PO4)		< 0.15	mg/L	
W-2201	7/20/21		Total dissolved solids (TDS)		680	mg/L	D
W-2201	7/20/21		Zinc		< 0.05	mg/L	
W-2201	7/20/21		pH		7.97	Units	
W-2201	7/20/21		Aluminum		< 0.05	mg/L	
W-2201	7/20/21		Antimony		< 0.005	mg/L	
W-2201	7/20/21		Arsenic		< 0.002	mg/L	
W-2201	7/20/21		Barium		0.11	mg/L	
W-2201	7/20/21		Beryllium		< 0.0002	mg/L	
W-2201	7/20/21		Boron		1.3	mg/L	
W-2201	7/20/21		Cadmium		< 0.0005	mg/L	
W-2201	7/20/21		Cobalt		< 0.05	mg/L	
W-2201	7/20/21		Copper		< 0.001	mg/L	
W-2201	7/20/21		Iron		< 0.1	mg/L	
W-2201	7/20/21		Manganese		< 0.03	mg/L	
W-2201	7/20/21		Mercury		< 0.0002	mg/L	
W-2201	7/20/21		Molybdenum		< 0.025	mg/L	
W-2201	7/20/21		Nickel		0.0027	mg/L	J
W-2201	7/20/21		Selenium		< 0.002	mg/L	
W-2201	7/20/21		Silver		< 0.001	mg/L	
W-2201	7/20/21		Thallium		< 0.001	mg/L	
W-2201	7/20/21		Vanadium		< 0.02	mg/L	
W-2201	7/20/21		Zinc		< 0.02	mg/L	
W-2201	7/20/21		Field Oxidation Potential (Eh)		135	mVolts	
W-2201	7/20/21		Field Specific Conductance		1092	umhos/cm	
W-2201	7/20/21		Field Temperature		24.8	Degrees C	
W-2201	7/20/21		Field pH		7.61	Units	
W-2201	7/20/21		Acetylene		< 5	ug/L	
W-2201	7/20/21		Ethane		< 5	ug/L	
W-2201	7/20/21		Ethylene		< 5	ug/L	
W-2201	7/20/21		Methane		< 5	ug/L	E
W-2201	7/20/21		Field Dissolved Oxygen		7.21	PPM	
W-2201	7/20/21		Field Oxidation Potential (Eh)		256.6	mVolts	
W-2201	7/20/21		Field Specific Conductance		1188	umhos/cm	

Attachment 2. Table 2. Enhanced Source Area Remediation (ESAR) groundwater performance monitoring results, Livermore Site, 2021.

Well	Date	Sample Type	Parameter	Los Indicator	Result	Units	QA Flag
W-2201	7/20/21		Field Temperature		19.8	Degrees C	
W-2201	7/20/21		Field pH		7.82	Units	
W-2201	8/4/21		Field Dissolved Oxygen		7.39	PPM	
W-2201	8/4/21		Field Oxidation Potential (Eh)		294.2	mVolts	
W-2201	8/4/21		Field Specific Conductance		1246	umhos/cm	
W-2201	8/4/21		Field Temperature		21	Degrees C	
W-2201	8/4/21		Field pH		7.08	Units	
W-2201	8/17/21		Aluminum		< 0.2	mg/L	
W-2201	8/17/21		Bicarbonate Alk (as CaCO3)		310	mg/L	D
W-2201	8/17/21		Calcium		77	mg/L	
W-2201	8/17/21		Carbonate Alk (as CaCO3)		< 8.2	mg/L	D
W-2201	8/17/21		Chloride		150	mg/L	
W-2201	8/17/21		Copper		< 0.05	mg/L	
W-2201	8/17/21		Dissolved Organic Carbon		< 1	mg/L	
W-2201	8/17/21		Fluoride		0.3	mg/L	
W-2201	8/17/21		Hydroxide Alk (as CaCO3)		< 8.2	mg/L	D
W-2201	8/17/21		Iron		< 0.1	mg/L	
W-2201	8/17/21		Magnesium		25	mg/L	
W-2201	8/17/21		Manganese		< 0.03	mg/L	
W-2201	8/17/21		Nickel		< 0.1	mg/L	
W-2201	8/17/21		Nitrate (as N)		3.4	mg/L	
W-2201	8/17/21		Nitrate (as NO3)		15	mg/L	H
W-2201	8/17/21		Nitrite (as N)		< 0.5	mg/L	
W-2201	8/17/21		Ortho-Phosphate		0.16	mg/L	
W-2201	8/17/21		Potassium		1.8	mg/L	
W-2201	8/17/21		Sodium		120	mg/L	
W-2201	8/17/21		Specific Conductance		1120	umhos/cm	
W-2201	8/17/21		Sulfate		46	mg/L	
W-2201	8/17/21		Surfactants		< 0.5	mg/L	
W-2201	8/17/21		Total Alkalinity (as CaCO3)		310	mg/L	
W-2201	8/17/21		Total Hardness (as CaCO3)		300	mg/L	
W-2201	8/17/21		Total Phosphorus (as PO4)		0.4	mg/L	
W-2201	8/17/21		Total dissolved solids (TDS)		680	mg/L	D
W-2201	8/17/21		Zinc		< 0.05	mg/L	
W-2201	8/17/21		pH		8.21	Units	
W-2201	8/17/21		Aluminum		< 0.05	mg/L	
W-2201	8/17/21		Antimony		< 0.005	mg/L	
W-2201	8/17/21		Arsenic		< 0.002	mg/L	
W-2201	8/17/21		Barium		0.12	mg/L	
W-2201	8/17/21		Beryllium		< 0.0002	mg/L	
W-2201	8/17/21		Boron		1.2	mg/L	
W-2201	8/17/21		Cadmium		< 0.0005	mg/L	
W-2201	8/17/21		Cobalt		< 0.05	mg/L	
W-2201	8/17/21		Copper		< 0.001	mg/L	
W-2201	8/17/21		Iron		< 0.1	mg/L	
W-2201	8/17/21		Manganese		< 0.03	mg/L	
W-2201	8/17/21		Mercury		< 0.0002	mg/L	
W-2201	8/17/21		Molybdenum		< 0.025	mg/L	
W-2201	8/17/21		Nickel		0.0023	mg/L	
W-2201	8/17/21		Selenium		< 0.002	mg/L	
W-2201	8/17/21		Silver		< 0.001	mg/L	
W-2201	8/17/21		Thallium		< 0.001	mg/L	
W-2201	8/17/21		Vanadium		< 0.02	mg/L	
W-2201	8/17/21		Zinc		< 0.02	mg/L	
W-2201	8/17/21		Field Oxidation Potential (Eh)		171	mVolts	
W-2201	8/17/21		Field Specific Conductance		1011	umhos/cm	
W-2201	8/17/21		Field Temperature		21.2	Degrees C	
W-2201	8/17/21		Field pH		7.54	Units	
W-2201	8/17/21		Acetylene		< 5	ug/L	
W-2201	8/17/21		Ethane		< 5	ug/L	

Attachment 2. Table 2. Enhanced Source Area Remediation (ESAR) groundwater performance monitoring results, Livermore Site, 2021.

Well	Date	Sample Type	Parameter	Los Indicator	Result	Units	QA Flag
W-2201	8/17/21		Ethylene		< 5	ug/L	
W-2201	8/17/21		Methane		< 5	ug/L	
W-2201	8/17/21		Field Dissolved Oxygen		7.16	PPM	
W-2201	8/17/21		Field Oxidation Potential (Eh)		222.7	mVolts	
W-2201	8/17/21		Field Specific Conductance		1147	umhos/cm	
W-2201	8/17/21		Field Temperature		20.2	Degrees C	
W-2201	8/17/21		Field pH		7.83	Units	
W-2201	9/1/21		Field Dissolved Oxygen		7.38	PPM	
W-2201	9/1/21		Field Oxidation Potential (Eh)		267.1	mVolts	
W-2201	9/1/21		Field Specific Conductance		1142	umhos/cm	
W-2201	9/1/21		Field Temperature		19.1	Degrees C	
W-2201	9/1/21		Field pH		7.74	Units	
W-2201	9/8/21		Field Dissolved Oxygen		6.82	PPM	
W-2201	9/8/21		Field Oxidation Potential (Eh)		105.5	mVolts	
W-2201	9/8/21		Field Specific Conductance		1150	umhos/cm	
W-2201	9/8/21		Field Temperature		20.3	Degrees C	
W-2201	9/8/21		Field pH		7.67	Units	
W-2201	9/22/21		Aluminum		< 0.2	mg/L	
W-2201	9/22/21		Bicarbonate Alk (as CaCO3)		310	mg/L	D
W-2201	9/22/21		Calcium		80	mg/L	
W-2201	9/22/21		Carbonate Alk (as CaCO3)		< 8.2	mg/L	D
W-2201	9/22/21		Chloride		140	mg/L	D
W-2201	9/22/21		Copper		< 0.05	mg/L	
W-2201	9/22/21		Dissolved Organic Carbon		1.1	mg/L	
W-2201	9/22/21		Fluoride		0.3	mg/L	D
W-2201	9/22/21		Hydroxide Alk (as CaCO3)		< 8.2	mg/L	D
W-2201	9/22/21		Iron		< 0.1	mg/L	
W-2201	9/22/21		Magnesium		25	mg/L	
W-2201	9/22/21		Manganese		< 0.03	mg/L	
W-2201	9/22/21		Nickel		< 0.1	mg/L	
W-2201	9/22/21		Nitrate (as N)		2.8	mg/L	D
W-2201	9/22/21		Nitrate (as NO3)		12	mg/L	
W-2201	9/22/21		Nitrite (as N)		< 0.5	mg/L	
W-2201	9/22/21		Ortho-Phosphate		0.15	mg/L	
W-2201	9/22/21		Potassium		1.8	mg/L	
W-2201	9/22/21		Sodium		120	mg/L	
W-2201	9/22/21		Specific Conductance		1110	umhos/cm	
W-2201	9/22/21		Sulfate		37	mg/L	D
W-2201	9/22/21		Surfactants		< 0.5	mg/L	
W-2201	9/22/21		Total Alkalinity (as CaCO3)		310	mg/L	
W-2201	9/22/21		Total Hardness (as CaCO3)		300	mg/L	
W-2201	9/22/21		Total Phosphorus (as PO4)		< 0.15	mg/L	
W-2201	9/22/21		Total dissolved solids (TDS)		650	mg/L	D
W-2201	9/22/21		Zinc		< 0.05	mg/L	
W-2201	9/22/21		pH		7.99	Units	
W-2201	9/22/21		Aluminum		< 0.05	mg/L	
W-2201	9/22/21		Antimony		< 0.005	mg/L	
W-2201	9/22/21		Arsenic		< 0.002	mg/L	
W-2201	9/22/21		Barium		0.12	mg/L	
W-2201	9/22/21		Beryllium		< 0.0002	mg/L	
W-2201	9/22/21		Boron		1.2	mg/L	
W-2201	9/22/21		Cadmium		< 0.0005	mg/L	
W-2201	9/22/21		Cobalt		< 0.05	mg/L	
W-2201	9/22/21		Copper		< 0.001	mg/L	
W-2201	9/22/21		Iron		< 0.1	mg/L	
W-2201	9/22/21		Manganese		< 0.03	mg/L	
W-2201	9/22/21		Mercury		< 0.0002	mg/L	
W-2201	9/22/21		Molybdenum		< 0.025	mg/L	
W-2201	9/22/21		Nickel		0.0023	mg/L	
W-2201	9/22/21		Selenium		< 0.002	mg/L	

Attachment 2. Table 2. Enhanced Source Area Remediation (ESAR) groundwater performance monitoring results, Livermore Site, 2021.

Well	Date	Sample Type	Parameter	Los Indicator	Result	Units	QA Flag
W-2201	9/22/21		Silver		< 0.001	mg/L	
W-2201	9/22/21		Thallium		< 0.001	mg/L	
W-2201	9/22/21		Vanadium		< 0.02	mg/L	
W-2201	9/22/21		Zinc		< 0.02	mg/L	
W-2201	9/22/21		Field Oxidation Potential (Eh)		102	mVolts	
W-2201	9/22/21		Field Specific Conductance		1018	umhos/cm	
W-2201	9/22/21		Field Temperature		19.5	Degrees C	
W-2201	9/22/21		Field pH		7.53	Units	
W-2201	9/22/21		Acetylene		< 5	ug/L	
W-2201	9/22/21		Ethane		< 5	ug/L	
W-2201	9/22/21		Ethylene		< 5	ug/L	
W-2201	9/22/21		Methane		< 5	ug/L	E
W-2201	9/22/21		Field Dissolved Oxygen		7.17	PPM	
W-2201	9/22/21		Field Oxidation Potential (Eh)		304	mVolts	
W-2201	9/22/21		Field Specific Conductance		1139	umhos/cm	
W-2201	9/22/21		Field Temperature		20	Degrees C	
W-2201	9/22/21		Field pH		7.68	Units	
W-2201	10/7/21		Field Dissolved Oxygen		6.24	PPM	
W-2201	10/7/21		Field Oxidation Potential (Eh)		330.1	mVolts	
W-2201	10/7/21		Field Specific Conductance		1102	umhos/cm	
W-2201	10/7/21		Field Temperature		20	Degrees C	
W-2201	10/7/21		Field pH		6.1	Units	
W-2201	10/21/21		Field Dissolved Oxygen		7.07	PPM	
W-2201	10/21/21		Field Oxidation Potential (Eh)		294.4	mVolts	
W-2201	10/21/21		Field Specific Conductance		1131	umhos/cm	
W-2201	10/21/21		Field Temperature		19.7	Degrees C	
W-2201	10/21/21		Field pH		7.61	Units	
W-2201	10/26/21		Aluminum		< 0.2	mg/L	
W-2201	10/26/21		Bicarbonate Alk (as CaCO3)		310	mg/L	DO
W-2201	10/26/21		Calcium		76	mg/L	L
W-2201	10/26/21		Carbonate Alk (as CaCO3)		< 8.2	mg/L	D
W-2201	10/26/21		Chloride		150	mg/L	
W-2201	10/26/21		Copper		< 0.05	mg/L	
W-2201	10/26/21		Dissolved Organic Carbon		< 1	mg/L	
W-2201	10/26/21		Fluoride		0.27	mg/L	
W-2201	10/26/21		Hydroxide Alk (as CaCO3)		< 8.2	mg/L	D
W-2201	10/26/21		Iron		< 0.1	mg/L	
W-2201	10/26/21		Magnesium		24	mg/L	
W-2201	10/26/21		Manganese		< 0.03	mg/L	
W-2201	10/26/21		Nickel		< 0.1	mg/L	
W-2201	10/26/21		Nitrate (as N)		3.1	mg/L	
W-2201	10/26/21		Nitrate (as NO3)		14	mg/L	H
W-2201	10/26/21		Nitrite (as N)		< 0.5	mg/L	
W-2201	10/26/21		Ortho-Phosphate		< 0.15	mg/L	
W-2201	10/26/21		Potassium		1.7	mg/L	
W-2201	10/26/21		Sodium		120	mg/L	
W-2201	10/26/21		Specific Conductance		1140	umhos/cm	
W-2201	10/26/21		Sulfate		43	mg/L	
W-2201	10/26/21		Surfactants		< 0.5	mg/L	
W-2201	10/26/21		Total Alkalinity (as CaCO3)		310	mg/L	
W-2201	10/26/21		Total Hardness (as CaCO3)		290	mg/L	
W-2201	10/26/21		Total Phosphorus (as PO4)		< 0.15	mg/L	
W-2201	10/26/21		Total dissolved solids (TDS)		660	mg/L	D
W-2201	10/26/21		Zinc		< 0.05	mg/L	
W-2201	10/26/21		pH		7.84	Units	
W-2201	10/26/21		Aluminum		< 0.05	mg/L	
W-2201	10/26/21		Antimony		< 0.005	mg/L	
W-2201	10/26/21		Arsenic		< 0.002	mg/L	
W-2201	10/26/21		Barium		0.12	mg/L	
W-2201	10/26/21		Beryllium		< 0.0002	mg/L	

Attachment 2. Table 2. Enhanced Source Area Remediation (ESAR) groundwater performance monitoring results, Livermore Site, 2021.

Well	Date	Sample Type	Parameter	Los Indicator	Result	Units	QA Flag
W-2201	10/26/21		Boron		1.2	mg/L	
W-2201	10/26/21		Cadmium		< 0.0005	mg/L	
W-2201	10/26/21		Cobalt		< 0.05	mg/L	
W-2201	10/26/21		Copper		< 0.001	mg/L	
W-2201	10/26/21		Iron		< 0.1	mg/L	
W-2201	10/26/21		Manganese		< 0.03	mg/L	
W-2201	10/26/21		Mercury		< 0.0002	mg/L	
W-2201	10/26/21		Molybdenum		< 0.025	mg/L	
W-2201	10/26/21		Nickel		0.0021	mg/L	
W-2201	10/26/21		Selenium		< 0.002	mg/L	
W-2201	10/26/21		Silver		< 0.001	mg/L	
W-2201	10/26/21		Thallium		< 0.001	mg/L	
W-2201	10/26/21		Vanadium		< 0.02	mg/L	
W-2201	10/26/21		Zinc		< 0.02	mg/L	
W-2201	10/26/21		Field Oxidation Potential (Eh)		162	mVolts	
W-2201	10/26/21		Field Specific Conductance		955.5	umhos/cm	
W-2201	10/26/21		Field Temperature		21.1	Degrees C	
W-2201	10/26/21		Field pH		7.67	Units	
W-2201	10/26/21		Acetylene		< 5	ug/L	
W-2201	10/26/21		Ethane		< 5	ug/L	
W-2201	10/26/21		Ethylene		< 5	ug/L	
W-2201	10/26/21		Methane		< 5	ug/L	E
W-2201	11/3/21		Field Dissolved Oxygen		7.33	PPM	
W-2201	11/3/21		Field Oxidation Potential (Eh)		285.9	mVolts	
W-2201	11/3/21		Field Specific Conductance		1169	umhos/cm	
W-2201	11/3/21		Field Temperature		18.8	Degrees C	
W-2201	11/3/21		Field pH		7.54	Units	
W-2201	11/17/21		Field Dissolved Oxygen		6.49	PPM	
W-2201	11/17/21		Field Oxidation Potential (Eh)		247	mVolts	
W-2201	11/17/21		Field Specific Conductance		1174	umhos/cm	
W-2201	11/17/21		Field Temperature		20	Degrees C	
W-2201	11/17/21		Field pH		7.7	Units	
W-2201	11/17/21		Aluminum		< 0.2	mg/L	
W-2201	11/17/21		Bicarbonate Alk (as CaCO3)		310	mg/L	D
W-2201	11/17/21		Calcium		69	mg/L	
W-2201	11/17/21		Carbonate Alk (as CaCO3)		< 8.2	mg/L	D
W-2201	11/17/21		Chloride		140	mg/L	
W-2201	11/17/21		Copper		< 0.05	mg/L	
W-2201	11/17/21		Dissolved Organic Carbon		< 1	mg/L	
W-2201	11/17/21		Fluoride		0.27	mg/L	
W-2201	11/17/21		Hydroxide Alk (as CaCO3)		< 8.2	mg/L	D
W-2201	11/17/21		Iron		< 0.1	mg/L	
W-2201	11/17/21		Magnesium		23	mg/L	
W-2201	11/17/21		Manganese		< 0.03	mg/L	
W-2201	11/17/21		Nickel		< 0.1	mg/L	
W-2201	11/17/21		Nitrate (as N)		3.2	mg/L	
W-2201	11/17/21		Nitrate (as NO3)		14	mg/L	
W-2201	11/17/21		Nitrite (as N)		< 0.5	mg/L	
W-2201	11/17/21		Ortho-Phosphate		< 0.15	mg/L	
W-2201	11/17/21		Potassium		1.6	mg/L	
W-2201	11/17/21		Sodium		110	mg/L	
W-2201	11/17/21		Specific Conductance		1150	umhos/cm	
W-2201	11/17/21		Sulfate		43	mg/L	
W-2201	11/17/21		Surfactants		< 0.5	mg/L	
W-2201	11/17/21		Total Alkalinity (as CaCO3)		310	mg/L	
W-2201	11/17/21		Total Hardness (as CaCO3)		270	mg/L	
W-2201	11/17/21		Total Phosphorus (as PO4)		< 0.15	mg/L	
W-2201	11/17/21		Total dissolved solids (TDS)		680	mg/L	D
W-2201	11/17/21		Zinc		< 0.05	mg/L	
W-2201	11/17/21		pH		8.04	Units	

Attachment 2. Table 2. Enhanced Source Area Remediation (ESAR) groundwater performance monitoring results, Livermore Site, 2021.

Well	Date	Sample Type	Parameter	Los Indicator	Result	Units	QA Flag
W-2201	11/17/21		Aluminum		< 0.05	mg/L	
W-2201	11/17/21		Antimony		< 0.005	mg/L	
W-2201	11/17/21		Arsenic		< 0.002	mg/L	
W-2201	11/17/21		Barium		0.1	mg/L	
W-2201	11/17/21		Beryllium		< 0.0002	mg/L	
W-2201	11/17/21		Boron		1.2	mg/L	
W-2201	11/17/21		Cadmium		< 0.0005	mg/L	
W-2201	11/17/21		Cobalt		< 0.05	mg/L	
W-2201	11/17/21		Copper		< 0.001	mg/L	
W-2201	11/17/21		Iron		< 0.1	mg/L	
W-2201	11/17/21		Manganese		< 0.03	mg/L	
W-2201	11/17/21		Mercury		< 0.0002	mg/L	
W-2201	11/17/21		Molybdenum		< 0.025	mg/L	
W-2201	11/17/21		Nickel		0.0023	mg/L	
W-2201	11/17/21		Selenium		0.002	mg/L	
W-2201	11/17/21		Silver		< 0.001	mg/L	
W-2201	11/17/21		Thallium		< 0.001	mg/L	
W-2201	11/17/21		Vanadium		< 0.02	mg/L	
W-2201	11/17/21		Zinc		< 0.02	mg/L	
W-2201	11/17/21		Field Oxidation Potential (Eh)		185	mVolts	
W-2201	11/17/21		Field Specific Conductance		1006	umhos/cm	
W-2201	11/17/21		Field Temperature		20.1	Degrees C	
W-2201	11/17/21		Field pH		7.67	Units	
W-2201	11/17/21		Acetylene		< 5	ug/L	
W-2201	11/17/21		Ethane		< 5	ug/L	
W-2201	11/17/21		Ethylene		< 5	ug/L	
W-2201	11/17/21		Methane		< 5	ug/L	E
W-2201	12/9/21		Field Dissolved Oxygen		6.88	PPM	
W-2201	12/9/21		Field Oxidation Potential (Eh)		208.9	mVolts	
W-2201	12/9/21		Field Specific Conductance		1135	umhos/cm	
W-2201	12/9/21		Field Temperature		19.3	Degrees C	
W-2201	12/9/21		Field pH		7.42	Units	
W-2201	12/20/21		Acetylene		< 5	ug/L	
W-2201	12/20/21		Ethane		< 5	ug/L	
W-2201	12/20/21		Ethylene		< 5	ug/L	
W-2201	12/20/21		Methane		< 5	ug/L	E
W-2201	12/20/21		Aluminum		< 0.2	mg/L	
W-2201	12/20/21		Bicarbonate Alk (as CaCO3)		310	mg/L	D
W-2201	12/20/21		Calcium		82	mg/L	
W-2201	12/20/21		Carbonate Alk (as CaCO3)		< 8.2	mg/L	D
W-2201	12/20/21		Chloride		140	mg/L	
W-2201	12/20/21		Copper		< 0.05	mg/L	
W-2201	12/20/21		Dissolved Organic Carbon		< 1	mg/L	
W-2201	12/20/21		Fluoride		0.31	mg/L	
W-2201	12/20/21		Hydroxide Alk (as CaCO3)		< 8.2	mg/L	D
W-2201	12/20/21		Iron		< 0.1	mg/L	
W-2201	12/20/21		Magnesium		27	mg/L	
W-2201	12/20/21		Manganese		< 0.03	mg/L	
W-2201	12/20/21		Nickel		< 0.1	mg/L	
W-2201	12/20/21		Nitrate (as N)		3.2	mg/L	
W-2201	12/20/21		Nitrate (as NO3)		14	mg/L	H
W-2201	12/20/21		Nitrite (as N)		< 0.5	mg/L	
W-2201	12/20/21		Ortho-Phosphate		< 0.15	mg/L	
W-2201	12/20/21		Potassium		1.7	mg/L	
W-2201	12/20/21		Sodium		130	mg/L	
W-2201	12/20/21		Specific Conductance		1110	umhos/cm	
W-2201	12/20/21		Sulfate		44	mg/L	
W-2201	12/20/21		Surfactants		< 0.5	mg/L	
W-2201	12/20/21		Total Alkalinity (as CaCO3)		310	mg/L	
W-2201	12/20/21		Total Hardness (as CaCO3)		310	mg/L	

Attachment 2. Table 2. Enhanced Source Area Remediation (ESAR) groundwater performance monitoring results, Livermore Site, 2021.

Well	Date	Sample Type	Parameter	Los Indicator	Result	Units	QA Flag
W-2201	12/20/21		Total Phosphorus (as PO4)		0.15	mg/L	
W-2201	12/20/21		Total dissolved solids (TDS)		670	mg/L	D
W-2201	12/20/21		Zinc		< 0.05	mg/L	
W-2201	12/20/21		pH		8.09	Units	
W-2201	12/20/21		Aluminum		< 0.05	mg/L	
W-2201	12/20/21		Antimony		< 0.005	mg/L	
W-2201	12/20/21		Arsenic		< 0.002	mg/L	
W-2201	12/20/21		Barium		0.11	mg/L	
W-2201	12/20/21		Beryllium		< 0.0002	mg/L	
W-2201	12/20/21		Boron		1.2	mg/L	
W-2201	12/20/21		Cadmium		< 0.0005	mg/L	
W-2201	12/20/21		Cobalt		< 0.05	mg/L	
W-2201	12/20/21		Copper		< 0.001	mg/L	
W-2201	12/20/21		Iron		< 0.1	mg/L	
W-2201	12/20/21		Manganese		< 0.03	mg/L	
W-2201	12/20/21		Mercury		< 0.0002	mg/L	
W-2201	12/20/21		Molybdenum		< 0.025	mg/L	
W-2201	12/20/21		Nickel		< 0.002	mg/L	
W-2201	12/20/21		Selenium		< 0.002	mg/L	
W-2201	12/20/21		Silver		< 0.001	mg/L	
W-2201	12/20/21		Thallium		< 0.001	mg/L	
W-2201	12/20/21		Vanadium		< 0.02	mg/L	
W-2201	12/20/21		Zinc		< 0.02	mg/L	
W-2201	12/20/21		Field Oxidation Potential (Eh)		216	mVolts	
W-2201	12/20/21		Field Specific Conductance		1007	umhos/cm	
W-2201	12/20/21		Field Temperature		17.5	Degrees C	
W-2201	12/20/21		Field pH		7.83	Units	
W-2201	12/20/21		Field Dissolved Oxygen		7.62	PPM	
W-2201	12/20/21		Field Oxidation Potential (Eh)		140	mVolts	
W-2201	12/20/21		Field Specific Conductance		1125	umhos/cm	
W-2201	12/20/21		Field Temperature		19.3	Degrees C	
W-2201	12/20/21		Field pH		7.48	Units	
W-2304	1/6/21		Field Dissolved Oxygen		0.16	PPM	
W-2304	1/6/21		Field Oxidation Potential (Eh)		-97.3	mVolts	
W-2304	1/6/21		Field Specific Conductance		4382	umhos/cm	
W-2304	1/6/21		Field Temperature		19.8	Degrees C	
W-2304	1/6/21		Field pH		6.27	Units	
W-2304	1/21/21		Field Dissolved Oxygen		0.31	PPM	
W-2304	1/21/21		Field Oxidation Potential (Eh)		-86.9	mVolts	
W-2304	1/21/21		Field Specific Conductance		3806	umhos/cm	
W-2304	1/21/21		Field Temperature		19.7	Degrees C	
W-2304	1/21/21		Field pH		6.72	Units	
W-2304	2/3/21		Field Dissolved Oxygen		3.81	PPM	
W-2304	2/3/21		Field Oxidation Potential (Eh)		-128.4	mVolts	
W-2304	2/3/21		Field Specific Conductance		1850	umhos/cm	
W-2304	2/3/21		Field Temperature		18.9	Degrees C	
W-2304	2/3/21		Field pH		7.08	Units	
W-2304	2/17/21		Field Dissolved Oxygen		0.37	PPM	
W-2304	2/17/21		Field Oxidation Potential (Eh)		-85.9	mVolts	
W-2304	2/17/21		Field Specific Conductance		3544	umhos/cm	
W-2304	2/17/21		Field Temperature		20	Degrees C	
W-2304	2/17/21		Field pH		6.33	Units	
W-2304	3/3/21		Field Dissolved Oxygen		0.21	PPM	
W-2304	3/3/21		Field Oxidation Potential (Eh)		357.3	mVolts	
W-2304	3/3/21		Field Specific Conductance		3644	umhos/cm	
W-2304	3/3/21		Field Temperature		19.8	Degrees C	
W-2304	3/18/21		Field Dissolved Oxygen		2.06	PPM	
W-2304	3/18/21		Field Oxidation Potential (Eh)		-90.2	mVolts	
W-2304	3/18/21		Field Specific Conductance		3045	umhos/cm	
W-2304	3/18/21		Field Temperature		18.9	Degrees C	

Attachment 2. Table 2. Enhanced Source Area Remediation (ESAR) groundwater performance monitoring results, Livermore Site, 2021.

Well	Date	Sample Type	Parameter	Los Indicator	Result	Units	QA Flag
W-2304	3/18/21		Field pH		6.79	Units	
W-2304	3/23/21		Acetate		6.8	mg/L	D
W-2304	3/23/21		Butyrate		< 0.41	mg/L	D
W-2304	3/23/21		Formate		< 0.22	mg/L	D
W-2304	3/23/21		Lactate		< 0.39	mg/L	D
W-2304	3/23/21		Propionate		60	mg/L	D
W-2304	3/23/21		Pyruvate		< 0.69	mg/L	D
W-2304	3/23/21		Nitrate (as NO3)		< 2.2	mg/L	D
W-2304	3/23/21		Sulfate		< 5	mg/L	D
W-2304	3/23/21		Field Oxidation Potential (Eh)		-111	mVolts	
W-2304	3/23/21		Field Specific Conductance		2848	umhos/cm	
W-2304	3/23/21		Field Temperature		19.6	Degrees C	
W-2304	3/23/21		Field pH		6.92	Units	
W-2304	4/7/21		Field Dissolved Oxygen		0.39	PPM	
W-2304	4/7/21		Field Oxidation Potential (Eh)		-89	mVolts	
W-2304	4/7/21		Field Specific Conductance		3466	umhos/cm	
W-2304	4/7/21		Field Temperature		19.7	Degrees C	
W-2304	4/7/21		Field pH		6.58	Units	
W-2304	4/21/21		Field Dissolved Oxygen		0.3	PPM	
W-2304	4/21/21		Field Oxidation Potential (Eh)		-26.7	mVolts	
W-2304	4/21/21		Field Specific Conductance		3297	umhos/cm	
W-2304	4/21/21		Field Temperature		19.8	Degrees C	
W-2304	4/21/21		Field pH		6.65	Units	
W-2304	5/4/21		Field Dissolved Oxygen		0.6	PPM	
W-2304	5/4/21		Field Oxidation Potential (Eh)		92.4	mVolts	
W-2304	5/4/21		Field Specific Conductance		3319	umhos/cm	
W-2304	5/4/21		Field Temperature		20.1	Degrees C	
W-2304	5/4/21		Field pH		6.65	Units	
W-2304	5/6/21		Field Oxidation Potential (Eh)		-83	mVolts	
W-2304	5/6/21		Field Specific Conductance		2518	umhos/cm	
W-2304	5/6/21		Field Temperature		19.9	Degrees C	
W-2304	5/6/21		Field pH		7.17	Units	
W-2304	5/19/21		Field Dissolved Oxygen		0.31	PPM	
W-2304	5/19/21		Field Oxidation Potential (Eh)		78.8	mVolts	
W-2304	5/19/21		Field Specific Conductance		3139	umhos/cm	
W-2304	5/19/21		Field Temperature		19.8	Degrees C	
W-2304	5/19/21		Field pH		6.67	Units	
W-2304	6/8/21		Field Dissolved Oxygen		0.35	PPM	
W-2304	6/8/21		Field Oxidation Potential (Eh)		38.2	mVolts	
W-2304	6/8/21		Field Specific Conductance		3265	umhos/cm	
W-2304	6/8/21		Field Temperature		19.8	Degrees C	
W-2304	6/8/21		Field pH		6.63	Units	
W-2304	6/22/21		Nitrate (as NO3)		< 0.44	mg/L	
W-2304	6/22/21		Sulfate		< 1	mg/L	
W-2304	6/23/21		Field Dissolved Oxygen		0.35	PPM	
W-2304	6/23/21		Field Oxidation Potential (Eh)		46.9	mVolts	
W-2304	6/23/21		Field Specific Conductance		3353	umhos/cm	
W-2304	6/23/21		Field Temperature		19.8	Degrees C	
W-2304	6/23/21		Field pH		6.39	Units	
W-2304	7/7/21		Field Dissolved Oxygen		0.38	PPM	
W-2304	7/7/21		Field Oxidation Potential (Eh)		66.3	mVolts	
W-2304	7/7/21		Field Specific Conductance		3373	umhos/cm	
W-2304	7/7/21		Field Temperature		19.6	Degrees C	
W-2304	7/7/21		Field pH		6.53	Units	
W-2304	7/20/21		Field Dissolved Oxygen		0.28	PPM	
W-2304	7/20/21		Field Oxidation Potential (Eh)		42	mVolts	
W-2304	7/20/21		Field Specific Conductance		3344	umhos/cm	
W-2304	7/20/21		Field Temperature		19.7	Degrees C	
W-2304	7/20/21		Field pH		6.52	Units	
W-2304	8/4/21		Field Dissolved Oxygen		0.33	PPM	

Attachment 2. Table 2. Enhanced Source Area Remediation (ESAR) groundwater performance monitoring results, Livermore Site, 2021.

Well	Date	Sample Type	Parameter	Los Indicator	Result	Units	QA Flag
W-2304	8/4/21		Field Oxidation Potential (Eh)		40.2	mVolts	
W-2304	8/4/21		Field Specific Conductance		3220	umhos/cm	
W-2304	8/4/21		Field Temperature		19.7	Degrees C	
W-2304	8/4/21		Field pH		6.61	Units	
W-2304	8/17/21		Field Dissolved Oxygen		0.29	PPM	
W-2304	8/17/21		Field Oxidation Potential (Eh)		65	mVolts	
W-2304	8/17/21		Field Specific Conductance		3318	umhos/cm	
W-2304	8/17/21		Field Temperature		19.7	Degrees C	
W-2304	8/17/21		Field pH		6.75	Units	
W-2304	9/1/21		Field Dissolved Oxygen		0.33	PPM	
W-2304	9/1/21		Field Oxidation Potential (Eh)		-13.5	mVolts	
W-2304	9/1/21		Field Specific Conductance		3214	umhos/cm	
W-2304	9/1/21		Field Temperature		19.7	Degrees C	
W-2304	9/1/21		Field pH		6.67	Units	
W-2304	9/8/21		Field Dissolved Oxygen		0.43	PPM	
W-2304	9/8/21		Field Oxidation Potential (Eh)		38.3	mVolts	
W-2304	9/8/21		Field Specific Conductance		3217	umhos/cm	
W-2304	9/8/21		Field Temperature		19.6	Degrees C	
W-2304	9/8/21		Field pH		6.6	Units	
W-2304	9/21/21		Nitrate (as NO3)		< 2.2	mg/L	D
W-2304	9/21/21		Sulfate		< 5	mg/L	D
W-2304	9/22/21		Field Dissolved Oxygen		0.35	PPM	
W-2304	9/22/21		Field Oxidation Potential (Eh)		60	mVolts	
W-2304	9/22/21		Field Specific Conductance		3265	umhos/cm	
W-2304	9/22/21		Field Temperature		19.7	Degrees C	
W-2304	9/22/21		Field pH		6.66	Units	
W-2304	10/7/21		Field Dissolved Oxygen		0.45	PPM	
W-2304	10/7/21		Field Oxidation Potential (Eh)		24.3	mVolts	
W-2304	10/7/21		Field Specific Conductance		3121	umhos/cm	
W-2304	10/7/21		Field Temperature		19.6	Degrees C	
W-2304	10/7/21		Field pH		6.73	Units	
W-2304	10/21/21		Field Dissolved Oxygen		0.38	PPM	
W-2304	10/21/21		Field Oxidation Potential (Eh)		93.2	mVolts	
W-2304	10/21/21		Field Specific Conductance		3126	umhos/cm	
W-2304	10/21/21		Field Temperature		19.6	Degrees C	
W-2304	10/21/21		Field pH		6.68	Units	
W-2304	10/27/21		Aluminum		< 0.05	mg/L	
W-2304	10/27/21		Antimony		< 0.01	mg/L	D
W-2304	10/27/21		Arsenic		< 0.004	mg/L	D
W-2304	10/27/21		Barium		0.63	mg/L	
W-2304	10/27/21		Beryllium		< 0.0004	mg/L	D
W-2304	10/27/21		Boron		2.9	mg/L	
W-2304	10/27/21		Cadmium		< 0.001	mg/L	D
W-2304	10/27/21		Cobalt		< 0.05	mg/L	
W-2304	10/27/21		Copper		< 0.002	mg/L	D
W-2304	10/27/21		Iron		19	mg/L	
W-2304	10/27/21		Manganese		4.2	mg/L	
W-2304	10/27/21		Mercury		< 0.0002	mg/L	
W-2304	10/27/21		Molybdenum		< 0.05	mg/L	D
W-2304	10/27/21		Nickel		0.0044	mg/L	D
W-2304	10/27/21		Nitrate (as NO3)		< 2.5	mg/L	D
W-2304	10/27/21		Selenium		< 0.004	mg/L	D
W-2304	10/27/21		Silver		< 0.002	mg/L	D
W-2304	10/27/21		Sulfate		< 5	mg/L	D
W-2304	10/27/21		Thallium		< 0.002	mg/L	D
W-2304	10/27/21		Vanadium		< 0.02	mg/L	
W-2304	10/27/21		Zinc		< 0.02	mg/L	
W-2304	11/3/21		Field Dissolved Oxygen		0.32	PPM	
W-2304	11/3/21		Field Oxidation Potential (Eh)		42.8	mVolts	
W-2304	11/3/21		Field Specific Conductance		3234	umhos/cm	

Attachment 2. Table 2. Enhanced Source Area Remediation (ESAR) groundwater performance monitoring results, Livermore Site, 2021.

Well	Date	Sample Type	Parameter	Los Indicator	Result	Units	QA Flag
W-2304	11/3/21		Field Temperature		19.6	Degrees C	
W-2304	11/3/21		Field pH		6.5	Units	
W-2304	11/17/21		Field Dissolved Oxygen		0.42	PPM	
W-2304	11/17/21		Field Oxidation Potential (Eh)		59	mVolts	
W-2304	11/17/21		Field Specific Conductance		3215	umhos/cm	
W-2304	11/17/21		Field Temperature		19.6	Degrees C	
W-2304	11/17/21		Field pH		6.63	Units	
W-2304	12/9/21		Field Dissolved Oxygen		0.34	PPM	
W-2304	12/9/21		Field Oxidation Potential (Eh)		-80	mVolts	
W-2304	12/9/21		Field Specific Conductance		3128	umhos/cm	
W-2304	12/9/21		Field Temperature		20	Degrees C	
W-2304	12/9/21		Field pH		6.52	Units	
W-2304	12/20/21		Field Dissolved Oxygen		0.32	PPM	
W-2304	12/20/21		Field Oxidation Potential (Eh)		-86	mVolts	
W-2304	12/20/21		Field Specific Conductance		3086	umhos/cm	
W-2304	12/20/21		Field Temperature		20	Degrees C	
W-2304	12/20/21		Field pH		6.53	Units	
W-2611	1/6/21		Field Dissolved Oxygen		0.62	PPM	
W-2611	1/6/21		Field Oxidation Potential (Eh)		-54	mVolts	
W-2611	1/6/21		Field Specific Conductance		1277	umhos/cm	
W-2611	1/6/21		Field Temperature		20	Degrees C	
W-2611	1/6/21		Field pH		7.23	Units	
W-2611	1/21/21		Acetylene	<	5	ug/L	
W-2611	1/21/21		Ethane	<	5	ug/L	E
W-2611	1/21/21		Ethylene	<	5	ug/L	
W-2611	1/21/21		Methane		710	ug/L	
W-2611	1/21/21		Field Dissolved Oxygen		0.39	PPM	
W-2611	1/21/21		Field Oxidation Potential (Eh)		-68.1	mVolts	
W-2611	1/21/21		Field Specific Conductance		1112	umhos/cm	
W-2611	1/21/21		Field Temperature		20.2	Degrees C	
W-2611	1/21/21		Field pH		7.4	Units	
W-2611	1/21/21		Aluminum	<	0.2	mg/L	
W-2611	1/21/21		Bicarbonate Alk (as CaCO3)		340	mg/L	D
W-2611	1/21/21		Calcium		64	mg/L	
W-2611	1/21/21		Carbonate Alk (as CaCO3)	<	8.2	mg/L	D
W-2611	1/21/21		Chloride		120	mg/L	
W-2611	1/21/21		Copper	<	0.05	mg/L	
W-2611	1/21/21		Dissolved Organic Carbon		1.3	mg/L	
W-2611	1/21/21		Fluoride		0.26	mg/L	
W-2611	1/21/21		Hydroxide Alk (as CaCO3)	<	8.2	mg/L	D
W-2611	1/21/21		Iron	<	0.1	mg/L	
W-2611	1/21/21		Magnesium		22	mg/L	
W-2611	1/21/21		Manganese	<	0.03	mg/L	
W-2611	1/21/21		Nickel	<	0.1	mg/L	
W-2611	1/21/21		Nitrate (as N)		2.4	mg/L	
W-2611	1/21/21		Nitrate (as NO3)		11	mg/L	H
W-2611	1/21/21		Nitrite (as N)	<	0.5	mg/L	
W-2611	1/21/21		Ortho-Phosphate		0.28	mg/L	
W-2611	1/21/21		Potassium		2.1	mg/L	
W-2611	1/21/21		Sodium		100	mg/L	
W-2611	1/21/21		Specific Conductance		1040	umhos/cm	
W-2611	1/21/21		Sulfate		32	mg/L	
W-2611	1/21/21		Surfactants	<	0.5	mg/L	
W-2611	1/21/21		Total Alkalinity (as CaCO3)		340	mg/L	
W-2611	1/21/21		Total Hardness (as CaCO3)		250	mg/L	
W-2611	1/21/21		Total Phosphorus (as PO4)		0.42	mg/L	
W-2611	1/21/21		Total dissolved solids (TDS)		580	mg/L	D
W-2611	1/21/21		Zinc	<	0.05	mg/L	
W-2611	1/21/21		pH		7.95	Units	
W-2611	1/21/21		Aluminum	<	0.05	mg/L	

Attachment 2. Table 2. Enhanced Source Area Remediation (ESAR) groundwater performance monitoring results, Livermore Site, 2021.

Well	Date	Sample Type	Parameter	Los Indicator	Result	Units	QA Flag
W-2611	1/21/21		Antimony		< 0.005	mg/L	
W-2611	1/21/21		Arsenic		0.0029	mg/L	
W-2611	1/21/21		Barium		0.13	mg/L	
W-2611	1/21/21		Beryllium		< 0.0002	mg/L	
W-2611	1/21/21		Boron		0.73	mg/L	
W-2611	1/21/21		Cadmium		< 0.0005	mg/L	
W-2611	1/21/21		Cobalt		< 0.05	mg/L	
W-2611	1/21/21		Copper		< 0.001	mg/L	
W-2611	1/21/21		Iron		< 0.1	mg/L	
W-2611	1/21/21		Manganese		< 0.03	mg/L	
W-2611	1/21/21		Mercury		< 0.0002	mg/L	
W-2611	1/21/21		Molybdenum		< 0.025	mg/L	
W-2611	1/21/21		Nickel		< 0.002	mg/L	
W-2611	1/21/21		Selenium		< 0.002	mg/L	
W-2611	1/21/21		Silver		< 0.001	mg/L	
W-2611	1/21/21		Thallium		< 0.001	mg/L	
W-2611	1/21/21		Vanadium		< 0.02	mg/L	
W-2611	1/21/21		Zinc		< 0.02	mg/L	
W-2611	1/21/21		Field Oxidation Potential (Eh)		116	mVolts	
W-2611	1/21/21		Field Specific Conductance		999.7	umhos/cm	
W-2611	1/21/21		Field Temperature		17.3	Degrees C	
W-2611	1/21/21		Field pH		7.05	Units	
W-2611	2/3/21		Field Dissolved Oxygen		5.04	PPM	
W-2611	2/3/21		Field Oxidation Potential (Eh)		-1.8	mVolts	
W-2611	2/3/21		Field Specific Conductance		993	umhos/cm	
W-2611	2/3/21		Field Temperature		17.7	Degrees C	
W-2611	2/3/21		Field pH		7.75	Units	
W-2611	2/17/21		Field Dissolved Oxygen		0.57	PPM	
W-2611	2/17/21		Field Oxidation Potential (Eh)		-93.1	mVolts	
W-2611	2/17/21		Field Specific Conductance		1105	umhos/cm	
W-2611	2/17/21		Field Temperature		20	Degrees C	
W-2611	2/17/21		Field pH		7.8	Units	
W-2611	2/17/21		Aluminum		< 0.2	mg/L	
W-2611	2/17/21		Bicarbonate Alk (as CaCO3)		340	mg/L	D
W-2611	2/17/21		Calcium		68	mg/L	
W-2611	2/17/21		Carbonate Alk (as CaCO3)		< 8.2	mg/L	D
W-2611	2/17/21		Chloride		120	mg/L	
W-2611	2/17/21		Copper		< 0.05	mg/L	
W-2611	2/17/21		Dissolved Organic Carbon		1.2	mg/L	
W-2611	2/17/21		Fluoride		0.3	mg/L	
W-2611	2/17/21		Hydroxide Alk (as CaCO3)		< 8.2	mg/L	D
W-2611	2/17/21		Iron		< 0.1	mg/L	
W-2611	2/17/21		Magnesium		24	mg/L	
W-2611	2/17/21		Manganese		< 0.03	mg/L	
W-2611	2/17/21		Nickel		< 0.1	mg/L	
W-2611	2/17/21		Nitrate (as N)		2.5	mg/L	
W-2611	2/17/21		Nitrate (as NO3)		11	mg/L	
W-2611	2/17/21		Nitrite (as N)		< 0.5	mg/L	
W-2611	2/17/21		Ortho-Phosphate		0.3	mg/L	
W-2611	2/17/21		Potassium		2.1	mg/L	
W-2611	2/17/21		Sodium		110	mg/L	
W-2611	2/17/21		Specific Conductance		1050	umhos/cm	
W-2611	2/17/21		Sulfate		34	mg/L	
W-2611	2/17/21		Surfactants		< 0.5	mg/L	
W-2611	2/17/21		Total Alkalinity (as CaCO3)		340	mg/L	
W-2611	2/17/21		Total Hardness (as CaCO3)		270	mg/L	
W-2611	2/17/21		Total Phosphorus (as PO4)		0.85	mg/L	O
W-2611	2/17/21		Total dissolved solids (TDS)		620	mg/L	D
W-2611	2/17/21		Zinc		< 0.05	mg/L	
W-2611	2/17/21		pH		8.09	Units	

Attachment 2. Table 2. Enhanced Source Area Remediation (ESAR) groundwater performance monitoring results, Livermore Site, 2021.

Well	Date	Sample Type	Parameter	Los Indicator	Result	Units	QA Flag
W-2611	2/17/21		Aluminum		< 0.05	mg/L	
W-2611	2/17/21		Antimony		< 0.005	mg/L	
W-2611	2/17/21		Arsenic		< 0.002	mg/L	
W-2611	2/17/21		Barium		0.14	mg/L	
W-2611	2/17/21		Beryllium		< 0.0002	mg/L	
W-2611	2/17/21		Boron		0.78	mg/L	
W-2611	2/17/21		Cadmium		< 0.0005	mg/L	
W-2611	2/17/21		Cobalt		< 0.05	mg/L	
W-2611	2/17/21		Copper		< 0.001	mg/L	
W-2611	2/17/21		Iron		< 0.1	mg/L	
W-2611	2/17/21		Manganese		< 0.03	mg/L	
W-2611	2/17/21		Mercury		< 0.0002	mg/L	
W-2611	2/17/21		Molybdenum		< 0.025	mg/L	
W-2611	2/17/21		Nickel		< 0.002	mg/L	
W-2611	2/17/21		Selenium		< 0.002	mg/L	
W-2611	2/17/21		Silver		< 0.001	mg/L	
W-2611	2/17/21		Thallium		< 0.001	mg/L	
W-2611	2/17/21		Vanadium		< 0.02	mg/L	
W-2611	2/17/21		Zinc		< 0.02	mg/L	
W-2611	2/17/21		Field Oxidation Potential (Eh)		241	mVolts	
W-2611	2/17/21		Field Specific Conductance		1023	umhos/cm	
W-2611	2/17/21		Field Temperature		18.7	Degrees C	
W-2611	2/17/21		Field pH		7.08	Units	
W-2611	2/17/21		Acetylene		< 5	ug/L	
W-2611	2/17/21		Ethane		< 5	ug/L	E
W-2611	2/17/21		Ethylene		< 5	ug/L	
W-2611	2/17/21		Methane		710	ug/L	
W-2611	3/3/21		Field Dissolved Oxygen		0.43	PPM	
W-2611	3/3/21		Field Oxidation Potential (Eh)		765	mVolts	
W-2611	3/3/21		Field Specific Conductance		1111	umhos/cm	
W-2611	3/3/21		Field Temperature		20.2	Degrees C	
W-2611	3/18/21		Aluminum		< 0.2	mg/L	
W-2611	3/18/21		Bicarbonate Alk (as CaCO3)		350	mg/L	D
W-2611	3/18/21		Calcium		68	mg/L	
W-2611	3/18/21		Carbonate Alk (as CaCO3)		< 8.2	mg/L	D
W-2611	3/18/21		Chloride		120	mg/L	
W-2611	3/18/21		Copper		< 0.05	mg/L	
W-2611	3/18/21		Dissolved Organic Carbon		1.4	mg/L	
W-2611	3/18/21		Fluoride		0.31	mg/L	
W-2611	3/18/21		Hydroxide Alk (as CaCO3)		< 8.2	mg/L	D
W-2611	3/18/21		Iron		< 0.1	mg/L	
W-2611	3/18/21		Magnesium		24	mg/L	
W-2611	3/18/21		Manganese		< 0.03	mg/L	
W-2611	3/18/21		Nickel		< 0.1	mg/L	
W-2611	3/18/21		Nitrate (as N)		2	mg/L	
W-2611	3/18/21		Nitrate (as NO3)		8.8	mg/L	
W-2611	3/18/21		Nitrite (as N)		< 0.5	mg/L	
W-2611	3/18/21		Ortho-Phosphate		0.26	mg/L	
W-2611	3/18/21		Potassium		2.1	mg/L	
W-2611	3/18/21		Sodium		110	mg/L	
W-2611	3/18/21		Specific Conductance		1040	umhos/cm	
W-2611	3/18/21		Sulfate		32	mg/L	
W-2611	3/18/21		Surfactants		< 0.5	mg/L	
W-2611	3/18/21		Total Alkalinity (as CaCO3)		350	mg/L	
W-2611	3/18/21		Total Hardness (as CaCO3)		270	mg/L	
W-2611	3/18/21		Total Phosphorus (as PO4)		0.19	mg/L	
W-2611	3/18/21		Total dissolved solids (TDS)		560	mg/L	D
W-2611	3/18/21		Zinc		< 0.05	mg/L	
W-2611	3/18/21		pH		7.87	Units	
W-2611	3/18/21		Aluminum		< 0.05	mg/L	

Attachment 2. Table 2. Enhanced Source Area Remediation (ESAR) groundwater performance monitoring results, Livermore Site, 2021.

Well	Date	Sample Type	Parameter	Los Indicator	Result	Units	QA Flag
W-2611	3/18/21		Antimony		< 0.005	mg/L	
W-2611	3/18/21		Arsenic		0.0021	mg/L	
W-2611	3/18/21		Barium		0.13	mg/L	
W-2611	3/18/21		Beryllium		< 0.0002	mg/L	
W-2611	3/18/21		Boron		0.8	mg/L	
W-2611	3/18/21		Cadmium		< 0.0005	mg/L	
W-2611	3/18/21		Cobalt		< 0.05	mg/L	
W-2611	3/18/21		Copper		< 0.001	mg/L	
W-2611	3/18/21		Iron		< 0.1	mg/L	
W-2611	3/18/21		Manganese		< 0.03	mg/L	
W-2611	3/18/21		Mercury		< 0.0002	mg/L	
W-2611	3/18/21		Molybdenum		< 0.025	mg/L	
W-2611	3/18/21		Nickel		< 0.002	mg/L	
W-2611	3/18/21		Selenium		< 0.002	mg/L	
W-2611	3/18/21		Silver		< 0.001	mg/L	
W-2611	3/18/21		Thallium		< 0.001	mg/L	
W-2611	3/18/21		Vanadium		< 0.02	mg/L	
W-2611	3/18/21		Zinc		< 0.02	mg/L	
W-2611	3/18/21		Field Oxidation Potential (Eh)		153	mVolts	
W-2611	3/18/21		Field Specific Conductance		961.2	umhos/cm	
W-2611	3/18/21		Field Temperature		18.6	Degrees C	
W-2611	3/18/21		Field pH		7.49	Units	
W-2611	3/18/21		Acetylene		< 5	ug/L	
W-2611	3/18/21		Ethane		< 5	ug/L	
W-2611	3/18/21		Ethylene		< 5	ug/L	
W-2611	3/18/21		Methane		640	ug/L	
W-2611	3/18/21		Field Dissolved Oxygen		3.91	PPM	
W-2611	3/18/21		Field Oxidation Potential (Eh)		279.3	mVolts	
W-2611	3/18/21		Field Specific Conductance		1131	umhos/cm	
W-2611	3/18/21		Field Temperature		18.6	Degrees C	
W-2611	3/18/21		Field pH		7.45	Units	
W-2611	4/7/21		Field Dissolved Oxygen		0.83	PPM	
W-2611	4/7/21		Field Oxidation Potential (Eh)		38.2	mVolts	
W-2611	4/7/21		Field Specific Conductance		1079	umhos/cm	
W-2611	4/7/21		Field Temperature		19.9	Degrees C	
W-2611	4/7/21		Field pH		7.48	Units	
W-2611	4/21/21		Field Dissolved Oxygen		0.89	PPM	
W-2611	4/21/21		Field Oxidation Potential (Eh)		206.9	mVolts	
W-2611	4/21/21		Field Specific Conductance		1073	umhos/cm	
W-2611	4/21/21		Field Temperature		19.9	Degrees C	
W-2611	4/21/21		Field pH		7.42	Units	
W-2611	4/27/21		Aluminum		< 0.2	mg/L	
W-2611	4/27/21		Bicarbonate Alk (as CaCO3)		360	mg/L	
W-2611	4/27/21		Calcium		68	mg/L	
W-2611	4/27/21		Carbonate Alk (as CaCO3)		< 4.1	mg/L	
W-2611	4/27/21		Chloride		110	mg/L	
W-2611	4/27/21		Copper		< 0.05	mg/L	
W-2611	4/27/21		Dissolved Organic Carbon		1.2	mg/L	
W-2611	4/27/21		Fluoride		0.29	mg/L	
W-2611	4/27/21		Hydroxide Alk (as CaCO3)		< 4.1	mg/L	
W-2611	4/27/21		Iron		< 0.1	mg/L	
W-2611	4/27/21		Magnesium		24	mg/L	
W-2611	4/27/21		Manganese		< 0.03	mg/L	
W-2611	4/27/21		Nickel		< 0.1	mg/L	
W-2611	4/27/21		Nitrate (as N)		2.1	mg/L	
W-2611	4/27/21		Nitrate (as NO3)		9.2	mg/L	
W-2611	4/27/21		Nitrite (as N)		< 0.5	mg/L	
W-2611	4/27/21		Ortho-Phosphate		0.39	mg/L	
W-2611	4/27/21		Potassium		2.1	mg/L	
W-2611	4/27/21		Sodium		110	mg/L	

Attachment 2. Table 2. Enhanced Source Area Remediation (ESAR) groundwater performance monitoring results, Livermore Site, 2021.

Well	Date	Sample Type	Parameter	Los Indicator	Result	Units	QA Flag
W-2611	4/27/21		Specific Conductance		989	umhos/cm	
W-2611	4/27/21		Sulfate		34	mg/L	
W-2611	4/27/21		Surfactants		< 0.5	mg/L	
W-2611	4/27/21		Total Alkalinity (as CaCO3)		360	mg/L	
W-2611	4/27/21		Total Hardness (as CaCO3)		270	mg/L	
W-2611	4/27/21		Total Phosphorus (as PO4)		0.56	mg/L	
W-2611	4/27/21		Total dissolved solids (TDS)		510	mg/L	D
W-2611	4/27/21		Zinc		< 0.05	mg/L	
W-2611	4/27/21		pH		8.19	Units	
W-2611	4/27/21		Aluminum		< 0.05	mg/L	
W-2611	4/27/21		Antimony		< 0.005	mg/L	
W-2611	4/27/21		Arsenic		0.0022	mg/L	
W-2611	4/27/21		Barium		0.13	mg/L	
W-2611	4/27/21		Beryllium		< 0.0002	mg/L	
W-2611	4/27/21		Boron		0.81	mg/L	
W-2611	4/27/21		Cadmium		< 0.0005	mg/L	
W-2611	4/27/21		Cobalt		< 0.05	mg/L	
W-2611	4/27/21		Copper		< 0.001	mg/L	
W-2611	4/27/21		Iron		< 0.1	mg/L	
W-2611	4/27/21		Manganese		< 0.03	mg/L	
W-2611	4/27/21		Mercury		< 0.0002	mg/L	
W-2611	4/27/21		Molybdenum		< 0.025	mg/L	
W-2611	4/27/21		Nickel		0.0022	mg/L	
W-2611	4/27/21		Selenium		< 0.002	mg/L	
W-2611	4/27/21		Silver		< 0.001	mg/L	
W-2611	4/27/21		Thallium		< 0.001	mg/L	
W-2611	4/27/21		Vanadium		< 0.02	mg/L	
W-2611	4/27/21		Zinc		< 0.02	mg/L	
W-2611	4/27/21		Field Oxidation Potential (Eh)		205	mVolts	
W-2611	4/27/21		Field Specific Conductance		976.3	umhos/cm	
W-2611	4/27/21		Field Temperature		20.6	Degrees C	
W-2611	4/27/21		Field pH		7.19	Units	
W-2611	4/27/21		Acetylene		< 5	ug/L	
W-2611	4/27/21		Ethane		< 5	ug/L	
W-2611	4/27/21		Ethylene		< 5	ug/L	
W-2611	4/27/21		Methane		570	ug/L	L
W-2611	5/4/21		Field Dissolved Oxygen		0.65	PPM	
W-2611	5/4/21		Field Oxidation Potential (Eh)		241.9	mVolts	
W-2611	5/4/21		Field Specific Conductance		1065	umhos/cm	
W-2611	5/4/21		Field Temperature		20.2	Degrees C	
W-2611	5/4/21		Field pH		7.2	Units	
W-2611	5/19/21		Field Dissolved Oxygen		1.48	PPM	
W-2611	5/19/21		Field Oxidation Potential (Eh)		202	mVolts	
W-2611	5/19/21		Field Specific Conductance		1020	umhos/cm	
W-2611	5/19/21		Field Temperature		20	Degrees C	
W-2611	5/19/21		Field pH		7.4	Units	
W-2611	5/19/21		Aluminum		< 0.2	mg/L	
W-2611	5/19/21		Bicarbonate Alk (as CaCO3)		340	mg/L	D
W-2611	5/19/21		Calcium		67	mg/L	
W-2611	5/19/21		Carbonate Alk (as CaCO3)		< 8.2	mg/L	D
W-2611	5/19/21		Chloride		110	mg/L	
W-2611	5/19/21		Copper		< 0.05	mg/L	
W-2611	5/19/21		Dissolved Organic Carbon		1.1	mg/L	O
W-2611	5/19/21		Fluoride		0.27	mg/L	
W-2611	5/19/21		Hydroxide Alk (as CaCO3)		< 8.2	mg/L	D
W-2611	5/19/21		Iron		< 0.1	mg/L	
W-2611	5/19/21		Magnesium		22	mg/L	
W-2611	5/19/21		Manganese		< 0.03	mg/L	
W-2611	5/19/21		Nickel		< 0.1	mg/L	
W-2611	5/19/21		Nitrate (as N)		1.8	mg/L	

Attachment 2. Table 2. Enhanced Source Area Remediation (ESAR) groundwater performance monitoring results, Livermore Site, 2021.

Well	Date	Sample Type	Parameter	Los Indicator	Result	Units	QA Flag
W-2611	5/19/21		Nitrate (as NO3)		7.8	mg/L	H
W-2611	5/19/21		Nitrite (as N)		< 0.5	mg/L	
W-2611	5/19/21		Ortho-Phosphate		0.24	mg/L	
W-2611	5/19/21		Potassium		2.1	mg/L	
W-2611	5/19/21		Sodium		110	mg/L	
W-2611	5/19/21		Specific Conductance		1020	umhos/cm	
W-2611	5/19/21		Sulfate		33	mg/L	
W-2611	5/19/21		Surfactants		< 0.5	mg/L	
W-2611	5/19/21		Total Alkalinity (as CaCO3)		340	mg/L	
W-2611	5/19/21		Total Hardness (as CaCO3)		260	mg/L	
W-2611	5/19/21		Total Phosphorus (as PO4)		0.35	mg/L	
W-2611	5/19/21		Total dissolved solids (TDS)		590	mg/L	D
W-2611	5/19/21		Zinc		< 0.05	mg/L	
W-2611	5/19/21		pH		7.98	Units	
W-2611	5/19/21		Aluminum		< 0.05	mg/L	
W-2611	5/19/21		Antimony		< 0.005	mg/L	
W-2611	5/19/21		Arsenic		< 0.002	mg/L	
W-2611	5/19/21		Barium		0.13	mg/L	
W-2611	5/19/21		Beryllium		< 0.0002	mg/L	
W-2611	5/19/21		Boron		0.78	mg/L	
W-2611	5/19/21		Cadmium		< 0.0005	mg/L	
W-2611	5/19/21		Cobalt		< 0.05	mg/L	
W-2611	5/19/21		Copper		< 0.001	mg/L	
W-2611	5/19/21		Iron		< 0.1	mg/L	
W-2611	5/19/21		Manganese		< 0.03	mg/L	
W-2611	5/19/21		Mercury		< 0.0002	mg/L	
W-2611	5/19/21		Molybdenum		< 0.025	mg/L	
W-2611	5/19/21		Nickel		< 0.002	mg/L	
W-2611	5/19/21		Selenium		< 0.002	mg/L	
W-2611	5/19/21		Silver		< 0.001	mg/L	
W-2611	5/19/21		Thallium		< 0.001	mg/L	
W-2611	5/19/21		Vanadium		< 0.02	mg/L	
W-2611	5/19/21		Zinc		< 0.02	mg/L	
W-2611	5/19/21		Field Oxidation Potential (Eh)		102	mVolts	
W-2611	5/19/21		Field Specific Conductance		1032	umhos/cm	
W-2611	5/19/21		Field Temperature		19.7	Degrees C	
W-2611	5/19/21		Field pH		7.3	Units	
W-2611	5/19/21		Acetylene		< 5	ug/L	
W-2611	5/19/21		Ethane		< 5	ug/L	
W-2611	5/19/21		Ethylene		< 5	ug/L	
W-2611	5/19/21		Methane		560	ug/L	L
W-2611	6/8/21		Field Dissolved Oxygen		0.44	PPM	
W-2611	6/8/21		Field Oxidation Potential (Eh)		159.4	mVolts	
W-2611	6/8/21		Field Specific Conductance		1055	umhos/cm	
W-2611	6/8/21		Field Temperature		20.2	Degrees C	
W-2611	6/8/21		Field pH		7.21	Units	
W-2611	6/23/21		Field Dissolved Oxygen		0.46	PPM	
W-2611	6/23/21		Field Oxidation Potential (Eh)		186.7	mVolts	
W-2611	6/23/21		Field Specific Conductance		1082	umhos/cm	
W-2611	6/23/21		Field Temperature		20.2	Degrees C	
W-2611	6/23/21		Field pH		6.94	Units	
W-2611	6/23/21		Aluminum		< 0.2	mg/L	
W-2611	6/23/21		Bicarbonate Alk (as CaCO3)		360	mg/L	D
W-2611	6/23/21		Calcium		62	mg/L	
W-2611	6/23/21		Carbonate Alk (as CaCO3)		< 8.2	mg/L	D
W-2611	6/23/21		Chloride		88	mg/L	
W-2611	6/23/21		Copper		< 0.05	mg/L	
W-2611	6/23/21		Dissolved Organic Carbon		1.5	mg/L	
W-2611	6/23/21		Fluoride		0.3	mg/L	
W-2611	6/23/21		Hydroxide Alk (as CaCO3)		< 8.2	mg/L	D

Attachment 2. Table 2. Enhanced Source Area Remediation (ESAR) groundwater performance monitoring results, Livermore Site, 2021.

Well	Date	Sample Type	Parameter	Los Indicator	Result	Units	QA Flag
W-2611	6/23/21		Iron		< 0.1	mg/L	
W-2611	6/23/21		Magnesium		22	mg/L	
W-2611	6/23/21		Manganese		< 0.03	mg/L	
W-2611	6/23/21		Nickel		< 0.1	mg/L	
W-2611	6/23/21		Nitrate (as N)		2.1	mg/L	
W-2611	6/23/21		Nitrate (as NO3)		9.2	mg/L	
W-2611	6/23/21		Nitrite (as N)		< 0.5	mg/L	
W-2611	6/23/21		Ortho-Phosphate		0.27	mg/L	
W-2611	6/23/21		Potassium		2.6	mg/L	
W-2611	6/23/21		Sodium		110	mg/L	
W-2611	6/23/21		Specific Conductance		1010	umhos/cm	
W-2611	6/23/21		Sulfate		29	mg/L	
W-2611	6/23/21		Surfactants		< 0.5	mg/L	
W-2611	6/23/21		Total Alkalinity (as CaCO3)		360	mg/L	
W-2611	6/23/21		Total Hardness (as CaCO3)		250	mg/L	
W-2611	6/23/21		Total Phosphorus (as PO4)		0.4	mg/L	O
W-2611	6/23/21		Total dissolved solids (TDS)		600	mg/L	D
W-2611	6/23/21		Zinc		< 0.05	mg/L	
W-2611	6/23/21		pH		7.87	Units	
W-2611	6/23/21		Aluminum		< 0.05	mg/L	
W-2611	6/23/21		Antimony		< 0.005	mg/L	
W-2611	6/23/21		Arsenic		0.0021	mg/L	
W-2611	6/23/21		Barium		0.12	mg/L	
W-2611	6/23/21		Beryllium		< 0.0002	mg/L	
W-2611	6/23/21		Boron		0.69	mg/L	
W-2611	6/23/21		Cadmium		< 0.0005	mg/L	
W-2611	6/23/21		Cobalt		< 0.05	mg/L	
W-2611	6/23/21		Copper		0.0015	mg/L	
W-2611	6/23/21		Iron		< 0.1	mg/L	
W-2611	6/23/21		Manganese		< 0.03	mg/L	
W-2611	6/23/21		Mercury		< 0.0002	mg/L	
W-2611	6/23/21		Molybdenum		< 0.025	mg/L	
W-2611	6/23/21		Nickel		0.002	mg/L	
W-2611	6/23/21		Selenium		< 0.002	mg/L	
W-2611	6/23/21		Silver		< 0.001	mg/L	
W-2611	6/23/21		Thallium		< 0.001	mg/L	
W-2611	6/23/21		Vanadium		< 0.02	mg/L	
W-2611	6/23/21		Zinc		< 0.02	mg/L	
W-2611	6/23/21		Field Oxidation Potential (Eh)		84	mVolts	
W-2611	6/23/21		Field Specific Conductance		982.7	umhos/cm	
W-2611	6/23/21		Field Temperature		23.5	Degrees C	
W-2611	6/23/21		Field pH		7.43	Units	
W-2611	6/23/21		Acetylene		< 5	ug/L	
W-2611	6/23/21		Ethane		< 5	ug/L	
W-2611	6/23/21		Ethylene		< 5	ug/L	
W-2611	6/23/21		Methane		490	ug/L	O
W-2611	7/7/21		Field Dissolved Oxygen		0.52	PPM	
W-2611	7/7/21		Field Oxidation Potential (Eh)		207	mVolts	
W-2611	7/7/21		Field Specific Conductance		1057	umhos/cm	
W-2611	7/7/21		Field Temperature		20.2	Degrees C	
W-2611	7/7/21		Field pH		7.33	Units	
W-2611	7/20/21		Field Dissolved Oxygen		0.57	PPM	
W-2611	7/20/21		Field Oxidation Potential (Eh)		268	mVolts	
W-2611	7/20/21		Field Specific Conductance		1081	umhos/cm	
W-2611	7/20/21		Field Temperature		20.1	Degrees C	
W-2611	7/20/21		Field pH		7.37	Units	
W-2611	7/20/21		Aluminum		< 0.2	mg/L	
W-2611	7/20/21		Bicarbonate Alk (as CaCO3)		380	mg/L	
W-2611	7/20/21		Calcium		69	mg/L	
W-2611	7/20/21		Carbonate Alk (as CaCO3)		< 4.1	mg/L	

Attachment 2. Table 2. Enhanced Source Area Remediation (ESAR) groundwater performance monitoring results, Livermore Site, 2021.

Well	Date	Sample Type	Parameter	Los Indicator	Result	Units	QA Flag
W-2611	7/20/21		Chloride		82	mg/L	
W-2611	7/20/21		Copper		< 0.05	mg/L	
W-2611	7/20/21		Dissolved Organic Carbon		1.1	mg/L	
W-2611	7/20/21		Fluoride		0.29	mg/L	
W-2611	7/20/21		Hydroxide Alk (as CaCO3)		< 4.1	mg/L	
W-2611	7/20/21		Iron		< 0.1	mg/L	
W-2611	7/20/21		Magnesium		23	mg/L	
W-2611	7/20/21		Manganese		< 0.03	mg/L	
W-2611	7/20/21		Nickel		< 0.1	mg/L	
W-2611	7/20/21		Nitrate (as N)		2	mg/L	
W-2611	7/20/21		Nitrate (as NO3)		9	mg/L	
W-2611	7/20/21		Nitrite (as N)		< 0.5	mg/L	
W-2611	7/20/21		Ortho-Phosphate		0.27	mg/L	
W-2611	7/20/21		Potassium		2.2	mg/L	
W-2611	7/20/21		Sodium		110	mg/L	
W-2611	7/20/21		Specific Conductance		993	umhos/cm	
W-2611	7/20/21		Sulfate		28	mg/L	
W-2611	7/20/21		Surfactants		< 0.5	mg/L	
W-2611	7/20/21		Total Alkalinity (as CaCO3)		380	mg/L	
W-2611	7/20/21		Total Hardness (as CaCO3)		260	mg/L	
W-2611	7/20/21		Total Phosphorus (as PO4)		0.23	mg/L	
W-2611	7/20/21		Total dissolved solids (TDS)		560	mg/L	D
W-2611	7/20/21		Zinc		< 0.05	mg/L	
W-2611	7/20/21		pH		7.86	Units	
W-2611	7/20/21		Aluminum		< 0.05	mg/L	
W-2611	7/20/21		Antimony		< 0.005	mg/L	
W-2611	7/20/21		Arsenic		< 0.002	mg/L	
W-2611	7/20/21		Barium		0.13	mg/L	
W-2611	7/20/21		Beryllium		< 0.0002	mg/L	
W-2611	7/20/21		Boron		0.71	mg/L	
W-2611	7/20/21		Cadmium		< 0.0005	mg/L	
W-2611	7/20/21		Cobalt		< 0.05	mg/L	
W-2611	7/20/21		Copper		< 0.001	mg/L	
W-2611	7/20/21		Iron		< 0.1	mg/L	
W-2611	7/20/21		Manganese		< 0.03	mg/L	
W-2611	7/20/21		Mercury		< 0.0002	mg/L	
W-2611	7/20/21		Molybdenum		< 0.025	mg/L	
W-2611	7/20/21		Nickel		< 0.002	mg/L	
W-2611	7/20/21		Selenium		< 0.002	mg/L	
W-2611	7/20/21		Silver		< 0.001	mg/L	
W-2611	7/20/21		Thallium		< 0.001	mg/L	
W-2611	7/20/21		Vanadium		< 0.02	mg/L	
W-2611	7/20/21		Zinc		< 0.02	mg/L	
W-2611	7/20/21		Field Oxidation Potential (Eh)		105	mVolts	
W-2611	7/20/21		Field Specific Conductance		1050	umhos/cm	
W-2611	7/20/21		Field Temperature		22.5	Degrees C	
W-2611	7/20/21		Field pH		7.68	Units	
W-2611	7/20/21		Acetylene		< 5	ug/L	
W-2611	7/20/21		Ethane		< 5	ug/L	E
W-2611	7/20/21		Ethylene		< 5	ug/L	
W-2611	7/20/21		Methane		890	ug/L	
W-2611	8/4/21		Field Dissolved Oxygen		0.52	PPM	
W-2611	8/4/21		Field Oxidation Potential (Eh)		228.1	mVolts	
W-2611	8/4/21		Field Specific Conductance		1056	umhos/cm	
W-2611	8/4/21		Field Temperature		20.2	Degrees C	
W-2611	8/4/21		Field pH		7.11	Units	
W-2611	8/17/21		Field Dissolved Oxygen		0.55	PPM	
W-2611	8/17/21		Field Oxidation Potential (Eh)		229.3	mVolts	
W-2611	8/17/21		Field Specific Conductance		1047	umhos/cm	
W-2611	8/17/21		Field Temperature		20.2	Degrees C	

Attachment 2. Table 2. Enhanced Source Area Remediation (ESAR) groundwater performance monitoring results, Livermore Site, 2021.

Well	Date	Sample Type	Parameter	Los Indicator	Result	Units	QA Flag
W-2611	8/17/21		Field pH		7.9	Units	
W-2611	8/17/21		Aluminum		< 0.2	mg/L	
W-2611	8/17/21		Bicarbonate Alk (as CaCO3)		380	mg/L	H
W-2611	8/17/21		Calcium		69	mg/L	
W-2611	8/17/21		Carbonate Alk (as CaCO3)		< 4.1	mg/L	H
W-2611	8/17/21		Chloride		84	mg/L	
W-2611	8/17/21		Copper		< 0.05	mg/L	
W-2611	8/17/21		Dissolved Organic Carbon		1.2	mg/L	
W-2611	8/17/21		Fluoride		0.3	mg/L	
W-2611	8/17/21		Hydroxide Alk (as CaCO3)		< 4.1	mg/L	H
W-2611	8/17/21		Iron		< 0.1	mg/L	
W-2611	8/17/21		Magnesium		23	mg/L	
W-2611	8/17/21		Manganese		< 0.03	mg/L	
W-2611	8/17/21		Nickel		< 0.1	mg/L	
W-2611	8/17/21		Nitrate (as N)		1.2	mg/L	
W-2611	8/17/21		Nitrate (as NO3)		5.5	mg/L	H
W-2611	8/17/21		Nitrite (as N)		< 0.5	mg/L	
W-2611	8/17/21		Ortho-Phosphate		0.27	mg/L	
W-2611	8/17/21		Potassium		2.2	mg/L	
W-2611	8/17/21		Sodium		110	mg/L	
W-2611	8/17/21		Specific Conductance		935	umhos/cm	
W-2611	8/17/21		Sulfate		30	mg/L	
W-2611	8/17/21		Surfactants		< 0.5	mg/L	
W-2611	8/17/21		Total Alkalinity (as CaCO3)		380	mg/L	
W-2611	8/17/21		Total Hardness (as CaCO3)		270	mg/L	
W-2611	8/17/21		Total Phosphorus (as PO4)		0.22	mg/L	
W-2611	8/17/21		Total dissolved solids (TDS)		620	mg/L	D
W-2611	8/17/21		Zinc		< 0.05	mg/L	
W-2611	8/17/21		pH		7.83	Units	
W-2611	8/17/21		Aluminum		< 0.05	mg/L	
W-2611	8/17/21		Antimony		< 0.005	mg/L	
W-2611	8/17/21		Arsenic		< 0.002	mg/L	
W-2611	8/17/21		Barium		0.14	mg/L	
W-2611	8/17/21		Beryllium		< 0.0002	mg/L	
W-2611	8/17/21		Boron		0.74	mg/L	
W-2611	8/17/21		Cadmium		< 0.0005	mg/L	
W-2611	8/17/21		Cobalt		< 0.05	mg/L	
W-2611	8/17/21		Copper		0.0023	mg/L	
W-2611	8/17/21		Iron		< 0.1	mg/L	
W-2611	8/17/21		Manganese		< 0.03	mg/L	
W-2611	8/17/21		Mercury		< 0.0002	mg/L	
W-2611	8/17/21		Molybdenum		< 0.025	mg/L	
W-2611	8/17/21		Nickel		< 0.002	mg/L	
W-2611	8/17/21		Selenium		< 0.002	mg/L	
W-2611	8/17/21		Silver		< 0.001	mg/L	
W-2611	8/17/21		Thallium		< 0.001	mg/L	
W-2611	8/17/21		Vanadium		< 0.02	mg/L	
W-2611	8/17/21		Zinc		< 0.02	mg/L	
W-2611	8/17/21		Field Oxidation Potential (Eh)		233	mVolts	
W-2611	8/17/21		Field Specific Conductance		1000	umhos/cm	
W-2611	8/17/21		Field Temperature		19.6	Degrees C	
W-2611	8/17/21		Field pH		8.46	Units	
W-2611	8/17/21		Acetylene		< 5	ug/L	
W-2611	8/17/21		Ethane		< 5	ug/L	E
W-2611	8/17/21		Ethylene		< 5	ug/L	
W-2611	8/17/21		Methane		1400	ug/L	D
W-2611	9/1/21		Field Dissolved Oxygen		0.47	PPM	
W-2611	9/1/21		Field Oxidation Potential (Eh)		273	mVolts	
W-2611	9/1/21		Field Specific Conductance		1033	umhos/cm	
W-2611	9/1/21		Field Temperature		20.1	Degrees C	

Attachment 2. Table 2. Enhanced Source Area Remediation (ESAR) groundwater performance monitoring results, Livermore Site, 2021.

Well	Date	Sample Type	Parameter	Los Indicator	Result	Units	QA Flag
W-2611	9/1/21		Field pH		7.48	Units	
W-2611	9/8/21		Field Dissolved Oxygen		0.79	PPM	
W-2611	9/8/21		Field Oxidation Potential (Eh)		109.6	mVolts	
W-2611	9/8/21		Field Specific Conductance		1028	umhos/cm	
W-2611	9/8/21		Field Temperature		20.2	Degrees C	
W-2611	9/8/21		Field pH		7.56	Units	
W-2611	9/15/21		Field Oxidation Potential (Eh)		162	mVolts	
W-2611	9/15/21		Field Specific Conductance		959.7	umhos/cm	
W-2611	9/15/21		Field Temperature		20.3	Degrees C	
W-2611	9/15/21		Field pH		6.8	Units	
W-2611	9/22/21		Field Dissolved Oxygen		0.9	PPM	
W-2611	9/22/21		Field Oxidation Potential (Eh)		298	mVolts	
W-2611	9/22/21		Field Specific Conductance		1032	umhos/cm	
W-2611	9/22/21		Field Temperature		20	Degrees C	
W-2611	9/22/21		Field pH		7.42	Units	
W-2611	9/22/21		Aluminum		< 0.2	mg/L	
W-2611	9/22/21		Bicarbonate Alk (as CaCO3)		340	mg/L	
W-2611	9/22/21		Calcium		70	mg/L	
W-2611	9/22/21		Carbonate Alk (as CaCO3)		< 4.1	mg/L	
W-2611	9/22/21		Chloride		80	mg/L	
W-2611	9/22/21		Copper		< 0.05	mg/L	
W-2611	9/22/21		Dissolved Organic Carbon		1.4	mg/L	
W-2611	9/22/21		Fluoride		0.29	mg/L	
W-2611	9/22/21		Hydroxide Alk (as CaCO3)		< 4.1	mg/L	
W-2611	9/22/21		Iron		< 0.1	mg/L	
W-2611	9/22/21		Magnesium		23	mg/L	
W-2611	9/22/21		Manganese		< 0.03	mg/L	
W-2611	9/22/21		Nickel		< 0.1	mg/L	
W-2611	9/22/21		Nitrate (as N)		0.8	mg/L	
W-2611	9/22/21		Nitrate (as NO3)		3.6	mg/L	
W-2611	9/22/21		Nitrite (as N)		< 0.5	mg/L	
W-2611	9/22/21		Ortho-Phosphate		0.29	mg/L	
W-2611	9/22/21		Potassium		2.3	mg/L	
W-2611	9/22/21		Sodium		120	mg/L	
W-2611	9/22/21		Specific Conductance		975	umhos/cm	
W-2611	9/22/21		Sulfate		26	mg/L	
W-2611	9/22/21		Surfactants		< 0.5	mg/L	
W-2611	9/22/21		Total Alkalinity (as CaCO3)		340	mg/L	
W-2611	9/22/21		Total Hardness (as CaCO3)		270	mg/L	
W-2611	9/22/21		Total Phosphorus (as PO4)		0.21	mg/L	
W-2611	9/22/21		Total dissolved solids (TDS)		610	mg/L	D
W-2611	9/22/21		Zinc		< 0.05	mg/L	
W-2611	9/22/21		pH		7.73	Units	
W-2611	9/22/21		Aluminum		< 0.05	mg/L	
W-2611	9/22/21		Antimony		< 0.005	mg/L	
W-2611	9/22/21		Arsenic		< 0.002	mg/L	
W-2611	9/22/21		Barium		0.14	mg/L	
W-2611	9/22/21		Beryllium		< 0.0002	mg/L	
W-2611	9/22/21		Boron		0.79	mg/L	
W-2611	9/22/21		Cadmium		< 0.0005	mg/L	
W-2611	9/22/21		Cobalt		< 0.05	mg/L	
W-2611	9/22/21		Copper		0.0021	mg/L	
W-2611	9/22/21		Iron		< 0.1	mg/L	
W-2611	9/22/21		Manganese		< 0.03	mg/L	
W-2611	9/22/21		Mercury		< 0.0002	mg/L	
W-2611	9/22/21		Molybdenum		< 0.025	mg/L	
W-2611	9/22/21		Nickel		< 0.002	mg/L	
W-2611	9/22/21		Selenium		< 0.002	mg/L	
W-2611	9/22/21		Silver		< 0.001	mg/L	
W-2611	9/22/21		Thallium		< 0.001	mg/L	

Attachment 2. Table 2. Enhanced Source Area Remediation (ESAR) groundwater performance monitoring results, Livermore Site, 2021.

Well	Date	Sample Type	Parameter	Los Indicator	Result	Units	QA Flag
W-2611	9/22/21		Vanadium		< 0.02	mg/L	
W-2611	9/22/21		Zinc		< 0.02	mg/L	
W-2611	9/22/21		Field Oxidation Potential (Eh)		125	mVolts	
W-2611	9/22/21		Field Specific Conductance		869.7	umhos/cm	
W-2611	9/22/21		Field Temperature		21.7	Degrees C	
W-2611	9/22/21		Field pH		6.87	Units	
W-2611	9/22/21		Acetylene		< 5	ug/L	
W-2611	9/22/21		Ethane		< 5	ug/L	
W-2611	9/22/21		Ethylene		< 5	ug/L	
W-2611	9/22/21		Methane		1500	ug/L	
W-2611	10/7/21		Field Dissolved Oxygen		0.98	PPM	
W-2611	10/7/21		Field Oxidation Potential (Eh)		254	mVolts	
W-2611	10/7/21		Field Specific Conductance		999	umhos/cm	
W-2611	10/7/21		Field Temperature		20.1	Degrees C	
W-2611	10/7/21		Field pH		7.45	Units	
W-2611	10/21/21		Field Dissolved Oxygen		0.96	PPM	
W-2611	10/21/21		Field Oxidation Potential (Eh)		283.7	mVolts	
W-2611	10/21/21		Field Specific Conductance		1012	umhos/cm	
W-2611	10/21/21		Field Temperature		20.2	Degrees C	
W-2611	10/21/21		Field pH		7.62	Units	
W-2611	10/26/21		Aluminum		< 0.2	mg/L	
W-2611	10/26/21		Bicarbonate Alk (as CaCO3)		360	mg/L	DO
W-2611	10/26/21		Calcium		65	mg/L	L
W-2611	10/26/21		Carbonate Alk (as CaCO3)		< 8.2	mg/L	D
W-2611	10/26/21		Chloride		77	mg/L	
W-2611	10/26/21		Copper		< 0.05	mg/L	
W-2611	10/26/21		Dissolved Organic Carbon		1.1	mg/L	
W-2611	10/26/21		Fluoride		0.28	mg/L	
W-2611	10/26/21		Hydroxide Alk (as CaCO3)		< 8.2	mg/L	D
W-2611	10/26/21		Iron		< 0.1	mg/L	
W-2611	10/26/21		Magnesium		21	mg/L	
W-2611	10/26/21		Manganese		< 0.03	mg/L	
W-2611	10/26/21		Nickel		< 0.1	mg/L	
W-2611	10/26/21		Nitrate (as N)		0.58	mg/L	
W-2611	10/26/21		Nitrate (as NO3)		2.6	mg/L	H
W-2611	10/26/21		Nitrite (as N)		< 0.5	mg/L	
W-2611	10/26/21		Ortho-Phosphate		0.24	mg/L	
W-2611	10/26/21		Potassium		2.1	mg/L	
W-2611	10/26/21		Sodium		110	mg/L	
W-2611	10/26/21		Specific Conductance		1000	umhos/cm	
W-2611	10/26/21		Sulfate		27	mg/L	
W-2611	10/26/21		Surfactants		< 0.5	mg/L	
W-2611	10/26/21		Total Alkalinity (as CaCO3)		360	mg/L	
W-2611	10/26/21		Total Hardness (as CaCO3)		250	mg/L	
W-2611	10/26/21		Total Phosphorus (as PO4)		0.17	mg/L	
W-2611	10/26/21		Total dissolved solids (TDS)		590	mg/L	D
W-2611	10/26/21		Zinc		< 0.05	mg/L	
W-2611	10/26/21		pH		7.62	Units	
W-2611	10/26/21		Aluminum		< 0.05	mg/L	
W-2611	10/26/21		Antimony		< 0.005	mg/L	
W-2611	10/26/21		Arsenic		< 0.002	mg/L	
W-2611	10/26/21		Barium		0.13	mg/L	
W-2611	10/26/21		Beryllium		< 0.0002	mg/L	
W-2611	10/26/21		Boron		0.72	mg/L	
W-2611	10/26/21		Cadmium		< 0.0005	mg/L	
W-2611	10/26/21		Cobalt		< 0.05	mg/L	
W-2611	10/26/21		Copper		< 0.001	mg/L	
W-2611	10/26/21		Iron		< 0.1	mg/L	
W-2611	10/26/21		Manganese		< 0.03	mg/L	
W-2611	10/26/21		Mercury		< 0.0002	mg/L	

Attachment 2. Table 2. Enhanced Source Area Remediation (ESAR) groundwater performance monitoring results, Livermore Site, 2021.

Well	Date	Sample Type	Parameter	Los Indicator	Result	Units	QA Flag
W-2611	10/26/21		Molybdenum		< 0.025	mg/L	
W-2611	10/26/21		Nickel		< 0.002	mg/L	
W-2611	10/26/21		Selenium		< 0.002	mg/L	
W-2611	10/26/21		Silver		< 0.001	mg/L	
W-2611	10/26/21		Thallium		< 0.001	mg/L	
W-2611	10/26/21		Vanadium		< 0.02	mg/L	
W-2611	10/26/21		Zinc		< 0.02	mg/L	
W-2611	10/26/21		Field Oxidation Potential (Eh)		168	mVolts	
W-2611	10/26/21		Field Specific Conductance		869	umhos/cm	
W-2611	10/26/21		Field Temperature		18.6	Degrees C	
W-2611	10/26/21		Field pH		7.64	Units	
W-2611	10/26/21		Acetylene		< 5	ug/L	
W-2611	10/26/21		Ethane		< 5	ug/L	
W-2611	10/26/21		Ethylene		< 5	ug/L	
W-2611	10/26/21		Methane		2000	ug/L	
W-2611	11/3/21		Field Dissolved Oxygen		0.9	PPM	
W-2611	11/3/21		Field Oxidation Potential (Eh)		291.1	mVolts	
W-2611	11/3/21		Field Specific Conductance		1048	umhos/cm	
W-2611	11/3/21		Field Temperature		20.1	Degrees C	
W-2611	11/3/21		Field pH		7.17	Units	
W-2611	11/17/21		Field Dissolved Oxygen		1.13	PPM	
W-2611	11/17/21		Field Oxidation Potential (Eh)		234.9	mVolts	
W-2611	11/17/21		Field Specific Conductance		1053	umhos/cm	
W-2611	11/17/21		Field Temperature		19.6	Degrees C	
W-2611	11/17/21		Field pH		7.59	Units	
W-2611	11/17/21		Aluminum		< 0.2	mg/L	
W-2611	11/17/21		Bicarbonate Alk (as CaCO3)		380	mg/L	
W-2611	11/17/21		Calcium		60	mg/L	
W-2611	11/17/21		Carbonate Alk (as CaCO3)		< 4.1	mg/L	
W-2611	11/17/21		Chloride		76	mg/L	
W-2611	11/17/21		Copper		< 0.05	mg/L	
W-2611	11/17/21		Dissolved Organic Carbon		< 1	mg/L	
W-2611	11/17/21		Fluoride		0.25	mg/L	
W-2611	11/17/21		Hydroxide Alk (as CaCO3)		< 4.1	mg/L	
W-2611	11/17/21		Iron		< 0.1	mg/L	
W-2611	11/17/21		Magnesium		20	mg/L	
W-2611	11/17/21		Manganese		< 0.03	mg/L	
W-2611	11/17/21		Nickel		< 0.1	mg/L	
W-2611	11/17/21		Nitrate (as N)		< 0.5	mg/L	
W-2611	11/17/21		Nitrate (as NO3)		2	mg/L	
W-2611	11/17/21		Nitrite (as N)		< 0.5	mg/L	
W-2611	11/17/21		Ortho-Phosphate		0.24	mg/L	
W-2611	11/17/21		Potassium		1.9	mg/L	
W-2611	11/17/21		Sodium		100	mg/L	
W-2611	11/17/21		Specific Conductance		977	umhos/cm	
W-2611	11/17/21		Sulfate		27	mg/L	
W-2611	11/17/21		Surfactants		< 0.5	mg/L	
W-2611	11/17/21		Total Alkalinity (as CaCO3)		380	mg/L	
W-2611	11/17/21		Total Hardness (as CaCO3)		230	mg/L	
W-2611	11/17/21		Total Phosphorus (as PO4)		0.26	mg/L	
W-2611	11/17/21		Total dissolved solids (TDS)		500	mg/L	D
W-2611	11/17/21		Zinc		< 0.05	mg/L	
W-2611	11/17/21		pH		8.04	Units	
W-2611	11/17/21		Aluminum		< 0.05	mg/L	
W-2611	11/17/21		Antimony		< 0.005	mg/L	
W-2611	11/17/21		Arsenic		< 0.002	mg/L	
W-2611	11/17/21		Barium		0.12	mg/L	
W-2611	11/17/21		Beryllium		< 0.0002	mg/L	
W-2611	11/17/21		Boron		0.69	mg/L	
W-2611	11/17/21		Cadmium		< 0.0005	mg/L	

Attachment 2. Table 2. Enhanced Source Area Remediation (ESAR) groundwater performance monitoring results, Livermore Site, 2021.

Well	Date	Sample Type	Parameter	Los Indicator	Result	Units	QA Flag
W-2611	11/17/21		Cobalt		< 0.05	mg/L	
W-2611	11/17/21		Copper		< 0.001	mg/L	
W-2611	11/17/21		Iron		< 0.1	mg/L	
W-2611	11/17/21		Manganese		< 0.03	mg/L	
W-2611	11/17/21		Mercury		< 0.0002	mg/L	
W-2611	11/17/21		Molybdenum		< 0.025	mg/L	
W-2611	11/17/21		Nickel		< 0.002	mg/L	
W-2611	11/17/21		Selenium		< 0.002	mg/L	
W-2611	11/17/21		Silver		< 0.001	mg/L	
W-2611	11/17/21		Thallium		< 0.001	mg/L	
W-2611	11/17/21		Vanadium		< 0.02	mg/L	
W-2611	11/17/21		Zinc		< 0.02	mg/L	
W-2611	11/17/21		Field Oxidation Potential (Eh)		163	mVolts	
W-2611	11/17/21		Field Specific Conductance		897.1	umhos/cm	
W-2611	11/17/21		Field Temperature		18.8	Degrees C	
W-2611	11/17/21		Field pH		7.92	Units	
W-2611	11/17/21		Acetylene		< 5	ug/L	
W-2611	11/17/21		Ethane		< 5	ug/L	
W-2611	11/17/21		Ethylene		< 5	ug/L	
W-2611	11/17/21		Methane		2300	ug/L	
W-2611	12/9/21		Field Dissolved Oxygen		0.65	PPM	
W-2611	12/9/21		Field Oxidation Potential (Eh)		134.5	mVolts	
W-2611	12/9/21		Field Specific Conductance		1020	umhos/cm	
W-2611	12/9/21		Field Temperature		20.3	Degrees C	
W-2611	12/9/21		Field pH		7.16	Units	
W-2611	12/20/21		Acetylene		< 5	ug/L	
W-2611	12/20/21		Ethane		< 5	ug/L	
W-2611	12/20/21		Ethylene		< 5	ug/L	
W-2611	12/20/21		Methane		890	ug/L	
W-2611	12/20/21		Field Dissolved Oxygen		0.33	PPM	
W-2611	12/20/21		Field Oxidation Potential (Eh)		171.7	mVolts	
W-2611	12/20/21		Field Specific Conductance		1011	umhos/cm	
W-2611	12/20/21		Field Temperature		20	Degrees C	
W-2611	12/20/21		Field pH		7.03	Units	
W-2611	12/20/21		Aluminum		< 0.2	mg/L	
W-2611	12/20/21		Bicarbonate Alk (as CaCO3)		380	mg/L	
W-2611	12/20/21		Calcium		68	mg/L	
W-2611	12/20/21		Carbonate Alk (as CaCO3)		< 4.1	mg/L	
W-2611	12/20/21		Chloride		72	mg/L	
W-2611	12/20/21		Copper		< 0.05	mg/L	
W-2611	12/20/21		Dissolved Organic Carbon		< 1	mg/L	
W-2611	12/20/21		Fluoride		0.3	mg/L	
W-2611	12/20/21		Hydroxide Alk (as CaCO3)		< 4.1	mg/L	
W-2611	12/20/21		Iron		< 0.1	mg/L	
W-2611	12/20/21		Magnesium		23	mg/L	
W-2611	12/20/21		Manganese		< 0.03	mg/L	
W-2611	12/20/21		Nickel		< 0.1	mg/L	
W-2611	12/20/21		Nitrate (as N)		< 0.5	mg/L	
W-2611	12/20/21		Nitrate (as NO3)		1.4	mg/L	H
W-2611	12/20/21		Nitrite (as N)		< 0.5	mg/L	
W-2611	12/20/21		Ortho-Phosphate		0.28	mg/L	
W-2611	12/20/21		Potassium		2.1	mg/L	
W-2611	12/20/21		Sodium		120	mg/L	
W-2611	12/20/21		Specific Conductance		922	umhos/cm	
W-2611	12/20/21		Sulfate		26	mg/L	
W-2611	12/20/21		Surfactants		< 0.5	mg/L	
W-2611	12/20/21		Total Alkalinity (as CaCO3)		380	mg/L	
W-2611	12/20/21		Total Hardness (as CaCO3)		260	mg/L	
W-2611	12/20/21		Total Phosphorus (as PO4)		0.32	mg/L	
W-2611	12/20/21		Total dissolved solids (TDS)		580	mg/L	D

Attachment 2. Table 2. Enhanced Source Area Remediation (ESAR) groundwater performance monitoring results, Livermore Site, 2021.

Well	Date	Sample Type	Parameter	Los Indicator	Result	Units	QA Flag
W-2611	12/20/21		Zinc		< 0.05	mg/L	
W-2611	12/20/21		pH		8.06	Units	
W-2611	12/20/21		Aluminum		< 0.05	mg/L	
W-2611	12/20/21		Antimony		< 0.005	mg/L	
W-2611	12/20/21		Arsenic		< 0.002	mg/L	
W-2611	12/20/21		Barium		0.13	mg/L	
W-2611	12/20/21		Beryllium		< 0.0002	mg/L	
W-2611	12/20/21		Boron		0.79	mg/L	
W-2611	12/20/21		Cadmium		< 0.0005	mg/L	
W-2611	12/20/21		Cobalt		< 0.05	mg/L	
W-2611	12/20/21		Copper		< 0.001	mg/L	
W-2611	12/20/21		Iron		< 0.1	mg/L	
W-2611	12/20/21		Manganese		< 0.03	mg/L	
W-2611	12/20/21		Mercury		< 0.0002	mg/L	
W-2611	12/20/21		Molybdenum		< 0.025	mg/L	
W-2611	12/20/21		Nickel		< 0.002	mg/L	
W-2611	12/20/21		Selenium		< 0.002	mg/L	
W-2611	12/20/21		Silver		< 0.001	mg/L	
W-2611	12/20/21		Thallium		< 0.001	mg/L	
W-2611	12/20/21		Vanadium		< 0.02	mg/L	
W-2611	12/20/21		Zinc		< 0.02	mg/L	
W-2611	12/20/21		Field Oxidation Potential (Eh)		218	mVolts	
W-2611	12/20/21		Field Specific Conductance		842.1	umhos/cm	
W-2611	12/20/21		Field Temperature		17.9	Degrees C	
W-2611	12/20/21		Field pH		7.8	Units	
W-2612	1/6/21		Field Dissolved Oxygen		4.68	PPM	
W-2612	1/6/21		Field Oxidation Potential (Eh)		214	mVolts	
W-2612	1/6/21		Field Specific Conductance		960	umhos/cm	
W-2612	1/6/21		Field Temperature		19.2	Degrees C	
W-2612	1/6/21		Field pH		7.63	Units	
W-2612	1/21/21		Acetylene		< 5	ug/L	
W-2612	1/21/21		Ethane		< 5	ug/L	E
W-2612	1/21/21		Ethylene		< 5	ug/L	
W-2612	1/21/21		Methane		640	ug/L	
W-2612	1/21/21		Aluminum		< 0.2	mg/L	
W-2612	1/21/21		Bicarbonate Alk (as CaCO3)		310	mg/L	
W-2612	1/21/21		Calcium		45	mg/L	
W-2612	1/21/21		Carbonate Alk (as CaCO3)		< 4.1	mg/L	
W-2612	1/21/21		Chloride		73	mg/L	
W-2612	1/21/21		Copper		0.14	mg/L	
W-2612	1/21/21		Dissolved Organic Carbon		1.9	mg/L	
W-2612	1/21/21		Fluoride		0.31	mg/L	
W-2612	1/21/21		Hydroxide Alk (as CaCO3)		< 4.1	mg/L	
W-2612	1/21/21		Iron		< 0.1	mg/L	
W-2612	1/21/21		Magnesium		15	mg/L	
W-2612	1/21/21		Manganese		0.16	mg/L	
W-2612	1/21/21		Nickel		< 0.1	mg/L	
W-2612	1/21/21		Nitrate (as N)		< 0.5	mg/L	
W-2612	1/21/21		Nitrate (as NO3)		< 0.5	mg/L	H
W-2612	1/21/21		Nitrite (as N)		< 0.5	mg/L	
W-2612	1/21/21		Ortho-Phosphate		0.18	mg/L	
W-2612	1/21/21		Potassium		1.8	mg/L	
W-2612	1/21/21		Sodium		83	mg/L	
W-2612	1/21/21		Specific Conductance		816	umhos/cm	
W-2612	1/21/21		Sulfate		14	mg/L	
W-2612	1/21/21		Surfactants		< 0.5	mg/L	
W-2612	1/21/21		Total Alkalinity (as CaCO3)		310	mg/L	
W-2612	1/21/21		Total Hardness (as CaCO3)		180	mg/L	
W-2612	1/21/21		Total Phosphorus (as PO4)		0.32	mg/L	
W-2612	1/21/21		Total dissolved solids (TDS)		420	mg/L	D

Attachment 2. Table 2. Enhanced Source Area Remediation (ESAR) groundwater performance monitoring results, Livermore Site, 2021.

Well	Date	Sample Type	Parameter	Los Indicator	Result	Units	QA Flag
W-2612	1/21/21		Zinc		< 0.05	mg/L	
W-2612	1/21/21		pH		7.92	Units	
W-2612	1/21/21		Aluminum		< 0.05	mg/L	
W-2612	1/21/21		Antimony		< 0.005	mg/L	
W-2612	1/21/21		Arsenic		< 0.002	mg/L	
W-2612	1/21/21		Barium		0.12	mg/L	
W-2612	1/21/21		Beryllium		< 0.0002	mg/L	
W-2612	1/21/21		Boron		0.93	mg/L	
W-2612	1/21/21		Cadmium		< 0.0005	mg/L	
W-2612	1/21/21		Cobalt		< 0.05	mg/L	
W-2612	1/21/21		Copper		0.026	mg/L	
W-2612	1/21/21		Iron		< 0.1	mg/L	
W-2612	1/21/21		Manganese		0.089	mg/L	
W-2612	1/21/21		Mercury		< 0.0002	mg/L	
W-2612	1/21/21		Molybdenum		< 0.025	mg/L	
W-2612	1/21/21		Nickel		< 0.002	mg/L	
W-2612	1/21/21		Selenium		< 0.002	mg/L	
W-2612	1/21/21		Silver		< 0.001	mg/L	
W-2612	1/21/21		Thallium		< 0.001	mg/L	
W-2612	1/21/21		Vanadium		< 0.02	mg/L	
W-2612	1/21/21		Zinc		< 0.02	mg/L	
W-2612	1/21/21		Field Oxidation Potential (Eh)		157	mVolts	
W-2612	1/21/21		Field Specific Conductance		805.6	umhos/cm	
W-2612	1/21/21		Field Temperature		18.8	Degrees C	
W-2612	1/21/21		Field pH		7.14	Units	
W-2612	1/21/21		Field Dissolved Oxygen		6.09	PPM	
W-2612	1/21/21		Field Oxidation Potential (Eh)		260.2	mVolts	
W-2612	1/21/21		Field Specific Conductance		845	umhos/cm	
W-2612	1/21/21		Field Temperature		19.3	Degrees C	
W-2612	1/21/21		Field pH		7.67	Units	
W-2612	2/3/21		Field Dissolved Oxygen		2.72	PPM	
W-2612	2/3/21		Field Oxidation Potential (Eh)		-37.2	mVolts	
W-2612	2/3/21		Field Specific Conductance		807	umhos/cm	
W-2612	2/3/21		Field Temperature		19.4	Degrees C	
W-2612	2/3/21		Field pH		7.6	Units	
W-2612	2/17/21		Aluminum		< 0.2	mg/L	
W-2612	2/17/21		Bicarbonate Alk (as CaCO3)		320	mg/L	
W-2612	2/17/21		Calcium		49	mg/L	
W-2612	2/17/21		Carbonate Alk (as CaCO3)		< 4.1	mg/L	
W-2612	2/17/21		Chloride		66	mg/L	
W-2612	2/17/21		Copper		< 0.05	mg/L	
W-2612	2/17/21		Dissolved Organic Carbon		1.6	mg/L	
W-2612	2/17/21		Fluoride		0.33	mg/L	
W-2612	2/17/21		Hydroxide Alk (as CaCO3)		< 4.1	mg/L	
W-2612	2/17/21		Iron		< 0.1	mg/L	
W-2612	2/17/21		Magnesium		18	mg/L	
W-2612	2/17/21		Manganese		0.056	mg/L	
W-2612	2/17/21		Nickel		< 0.1	mg/L	
W-2612	2/17/21		Nitrate (as N)		1.9	mg/L	
W-2612	2/17/21		Nitrate (as NO3)		8.4	mg/L	
W-2612	2/17/21		Nitrite (as N)		< 0.5	mg/L	
W-2612	2/17/21		Ortho-Phosphate		0.24	mg/L	
W-2612	2/17/21		Potassium		1.5	mg/L	
W-2612	2/17/21		Sodium		99	mg/L	
W-2612	2/17/21		Specific Conductance		828	umhos/cm	
W-2612	2/17/21		Sulfate		17	mg/L	
W-2612	2/17/21		Surfactants		< 0.5	mg/L	
W-2612	2/17/21		Total Alkalinity (as CaCO3)		320	mg/L	
W-2612	2/17/21		Total Hardness (as CaCO3)		200	mg/L	
W-2612	2/17/21		Total Phosphorus (as PO4)		0.34	mg/L	O

Attachment 2. Table 2. Enhanced Source Area Remediation (ESAR) groundwater performance monitoring results, Livermore Site, 2021.

Well	Date	Sample Type	Parameter	Los Indicator	Result	Units	QA Flag
W-2612	2/17/21		Total dissolved solids (TDS)		540	mg/L	D
W-2612	2/17/21		Zinc		< 0.05	mg/L	
W-2612	2/17/21		pH		8.1	Units	
W-2612	2/17/21		Aluminum		< 0.05	mg/L	
W-2612	2/17/21		Antimony		< 0.005	mg/L	
W-2612	2/17/21		Arsenic		< 0.002	mg/L	
W-2612	2/17/21		Barium		0.13	mg/L	
W-2612	2/17/21		Beryllium		< 0.0002	mg/L	
W-2612	2/17/21		Boron		0.98	mg/L	
W-2612	2/17/21		Cadmium		< 0.0005	mg/L	
W-2612	2/17/21		Cobalt		< 0.05	mg/L	
W-2612	2/17/21		Copper		0.021	mg/L	
W-2612	2/17/21		Iron		< 0.1	mg/L	
W-2612	2/17/21		Manganese		0.064	mg/L	
W-2612	2/17/21		Mercury		< 0.0002	mg/L	
W-2612	2/17/21		Molybdenum		< 0.025	mg/L	
W-2612	2/17/21		Nickel		< 0.002	mg/L	
W-2612	2/17/21		Selenium		< 0.002	mg/L	
W-2612	2/17/21		Silver		< 0.001	mg/L	
W-2612	2/17/21		Thallium		< 0.001	mg/L	
W-2612	2/17/21		Vanadium		< 0.02	mg/L	
W-2612	2/17/21		Zinc		< 0.02	mg/L	
W-2612	2/17/21		Field Oxidation Potential (Eh)		241	mVolts	
W-2612	2/17/21		Field Specific Conductance		812.5	umhos/cm	
W-2612	2/17/21		Field Temperature		14.6	Degrees C	
W-2612	2/17/21		Field pH		7.25	Units	
W-2612	2/17/21		Acetylene		< 5	ug/L	
W-2612	2/17/21		Ethane		< 5	ug/L	E
W-2612	2/17/21		Ethylene		< 5	ug/L	
W-2612	2/17/21		Methane		630	ug/L	
W-2612	2/17/21		Field Dissolved Oxygen		6.59	PPM	
W-2612	2/17/21		Field Oxidation Potential (Eh)		194.2	mVolts	
W-2612	2/17/21		Field Specific Conductance		800	umhos/cm	
W-2612	2/17/21		Field Temperature		20	Degrees C	
W-2612	2/17/21		Field pH		7.01	Units	
W-2612	3/3/21		Field Dissolved Oxygen		5.13	PPM	
W-2612	3/3/21		Field Oxidation Potential (Eh)		842	mVolts	
W-2612	3/3/21		Field Specific Conductance		862	umhos/cm	
W-2612	3/3/21		Field Temperature		19.2	Degrees C	
W-2612	3/18/21		Field Dissolved Oxygen		4.13	PPM	
W-2612	3/18/21		Field Oxidation Potential (Eh)		261.8	mVolts	
W-2612	3/18/21		Field Specific Conductance		882	umhos/cm	
W-2612	3/18/21		Field Temperature		19.1	Degrees C	
W-2612	3/18/21		Field pH		7.46	Units	
W-2612	3/22/21		Aluminum		< 0.2	mg/L	
W-2612	3/22/21		Bicarbonate Alk (as CaCO3)		320	mg/L	
W-2612	3/22/21		Calcium		49	mg/L	
W-2612	3/22/21		Carbonate Alk (as CaCO3)		< 4.1	mg/L	
W-2612	3/22/21		Chloride		66	mg/L	
W-2612	3/22/21		Copper		< 0.05	mg/L	
W-2612	3/22/21		Dissolved Organic Carbon		1.9	mg/L	
W-2612	3/22/21		Fluoride		0.3	mg/L	
W-2612	3/22/21		Hydroxide Alk (as CaCO3)		< 4.1	mg/L	
W-2612	3/22/21		Iron		< 0.1	mg/L	
W-2612	3/22/21		Magnesium		17	mg/L	
W-2612	3/22/21		Manganese		< 0.03	mg/L	
W-2612	3/22/21		Nickel		< 0.1	mg/L	
W-2612	3/22/21		Nitrate (as N)		1.2	mg/L	
W-2612	3/22/21		Nitrate (as NO3)		5.3	mg/L	
W-2612	3/22/21		Nitrite (as N)		< 0.5	mg/L	L

Attachment 2. Table 2. Enhanced Source Area Remediation (ESAR) groundwater performance monitoring results, Livermore Site, 2021.

Well	Date	Sample Type	Parameter	Los Indicator	Result	Units	QA Flag
W-2612	3/22/21		Ortho-Phosphate		< 0.15	mg/L	
W-2612	3/22/21		Potassium		1.7	mg/L	
W-2612	3/22/21		Sodium		94	mg/L	
W-2612	3/22/21		Specific Conductance		794	umhos/cm	
W-2612	3/22/21		Sulfate		16	mg/L	
W-2612	3/22/21		Surfactants		< 0.5	mg/L	
W-2612	3/22/21		Total Alkalinity (as CaCO3)		320	mg/L	
W-2612	3/22/21		Total Hardness (as CaCO3)		190	mg/L	
W-2612	3/22/21		Total Phosphorus (as PO4)		0.2	mg/L	
W-2612	3/22/21		Total dissolved solids (TDS)		480	mg/L	D
W-2612	3/22/21		Zinc		< 0.05	mg/L	
W-2612	3/22/21		pH		7.79	Units	
W-2612	3/22/21		Aluminum		< 0.05	mg/L	
W-2612	3/22/21		Antimony		< 0.005	mg/L	
W-2612	3/22/21		Arsenic		< 0.002	mg/L	
W-2612	3/22/21		Barium		0.13	mg/L	
W-2612	3/22/21		Beryllium		< 0.0002	mg/L	
W-2612	3/22/21		Boron		0.97	mg/L	
W-2612	3/22/21		Cadmium		< 0.0005	mg/L	
W-2612	3/22/21		Cobalt		< 0.05	mg/L	
W-2612	3/22/21		Copper		0.13	mg/L	
W-2612	3/22/21		Iron		< 0.1	mg/L	
W-2612	3/22/21		Manganese		< 0.03	mg/L	
W-2612	3/22/21		Mercury		< 0.0002	mg/L	
W-2612	3/22/21		Molybdenum		< 0.025	mg/L	
W-2612	3/22/21		Nickel		0.0024	mg/L	
W-2612	3/22/21		Selenium		< 0.002	mg/L	
W-2612	3/22/21		Silver		< 0.001	mg/L	
W-2612	3/22/21		Thallium		< 0.001	mg/L	
W-2612	3/22/21		Vanadium		< 0.02	mg/L	
W-2612	3/22/21		Zinc		< 0.02	mg/L	
W-2612	3/22/21		Field Oxidation Potential (Eh)		112	mVolts	
W-2612	3/22/21		Field Specific Conductance		772.4	umhos/cm	
W-2612	3/22/21		Field Temperature		21.4	Degrees C	
W-2612	3/22/21		Field pH		7.82	Units	
W-2612	3/22/21		Acetylene		< 5	ug/L	
W-2612	3/22/21		Ethane		< 5	ug/L	E
W-2612	3/22/21		Ethylene		< 5	ug/L	
W-2612	3/22/21		Methane		690	ug/L	
W-2612	4/7/21		Field Dissolved Oxygen		7.02	PPM	
W-2612	4/7/21		Field Oxidation Potential (Eh)		272.5	mVolts	
W-2612	4/7/21		Field Specific Conductance		823	umhos/cm	
W-2612	4/7/21		Field Temperature		20.3	Degrees C	
W-2612	4/7/21		Field pH		6.61	Units	
W-2612	4/21/21		Field Dissolved Oxygen		5.85	PPM	
W-2612	4/21/21		Field Oxidation Potential (Eh)		211.5	mVolts	
W-2612	4/21/21		Field Specific Conductance		827	umhos/cm	
W-2612	4/21/21		Field Temperature		18.9	Degrees C	
W-2612	4/21/21		Field pH		7.37	Units	
W-2612	4/27/21		Aluminum		< 0.2	mg/L	
W-2612	4/27/21		Bicarbonate Alk (as CaCO3)		330	mg/L	
W-2612	4/27/21		Calcium		51	mg/L	
W-2612	4/27/21		Carbonate Alk (as CaCO3)		< 4.1	mg/L	
W-2612	4/27/21		Chloride		63	mg/L	
W-2612	4/27/21		Copper		< 0.05	mg/L	
W-2612	4/27/21		Dissolved Organic Carbon		2	mg/L	
W-2612	4/27/21		Fluoride		0.34	mg/L	
W-2612	4/27/21		Hydroxide Alk (as CaCO3)		< 4.1	mg/L	
W-2612	4/27/21		Iron		< 0.1	mg/L	
W-2612	4/27/21		Magnesium		18	mg/L	

Attachment 2. Table 2. Enhanced Source Area Remediation (ESAR) groundwater performance monitoring results, Livermore Site, 2021.

Well	Date	Sample Type	Parameter	Los Indicator	Result	Units	QA Flag
W-2612	4/27/21		Manganese		0.048	mg/L	
W-2612	4/27/21		Nickel		< 0.1	mg/L	
W-2612	4/27/21		Nitrate (as N)		2	mg/L	
W-2612	4/27/21		Nitrate (as NO3)		8.7	mg/L	
W-2612	4/27/21		Nitrite (as N)		< 0.5	mg/L	
W-2612	4/27/21		Ortho-Phosphate		0.18	mg/L	
W-2612	4/27/21		Potassium		1.6	mg/L	
W-2612	4/27/21		Sodium		100	mg/L	
W-2612	4/27/21		Specific Conductance		791	umhos/cm	
W-2612	4/27/21		Sulfate		17	mg/L	
W-2612	4/27/21		Surfactants		< 0.5	mg/L	
W-2612	4/27/21		Total Alkalinity (as CaCO3)		330	mg/L	
W-2612	4/27/21		Total Hardness (as CaCO3)		200	mg/L	
W-2612	4/27/21		Total Phosphorus (as PO4)		< 0.15	mg/L	
W-2612	4/27/21		Total dissolved solids (TDS)		490	mg/L	D
W-2612	4/27/21		Zinc		< 0.05	mg/L	
W-2612	4/27/21		pH		8.25	Units	
W-2612	4/27/21		Aluminum		< 0.05	mg/L	
W-2612	4/27/21		Antimony		< 0.005	mg/L	
W-2612	4/27/21		Arsenic		< 0.002	mg/L	
W-2612	4/27/21		Barium		0.13	mg/L	
W-2612	4/27/21		Beryllium		< 0.0002	mg/L	
W-2612	4/27/21		Boron		0.99	mg/L	
W-2612	4/27/21		Cadmium		< 0.0005	mg/L	
W-2612	4/27/21		Cobalt		< 0.05	mg/L	
W-2612	4/27/21		Copper		0.015	mg/L	
W-2612	4/27/21		Iron		< 0.1	mg/L	
W-2612	4/27/21		Manganese		0.043	mg/L	
W-2612	4/27/21		Mercury		< 0.0002	mg/L	
W-2612	4/27/21		Molybdenum		< 0.025	mg/L	
W-2612	4/27/21		Nickel		0.002	mg/L	
W-2612	4/27/21		Selenium		< 0.002	mg/L	
W-2612	4/27/21		Silver		< 0.001	mg/L	
W-2612	4/27/21		Thallium		< 0.001	mg/L	
W-2612	4/27/21		Vanadium		< 0.02	mg/L	
W-2612	4/27/21		Zinc		< 0.02	mg/L	
W-2612	4/27/21		Field Oxidation Potential (Eh)		220	mVolts	
W-2612	4/27/21		Field Specific Conductance		789.7	umhos/cm	
W-2612	4/27/21		Field Temperature		20.5	Degrees C	
W-2612	4/27/21		Field pH		7.42	Units	
W-2612	4/27/21		Acetylene		< 5	ug/L	
W-2612	4/27/21		Ethane		< 5	ug/L	
W-2612	4/27/21		Ethylene		< 5	ug/L	
W-2612	4/27/21		Methane		290	ug/L	L
W-2612	5/4/21		Field Dissolved Oxygen		4.7	PPM	
W-2612	5/4/21		Field Oxidation Potential (Eh)		256.7	mVolts	
W-2612	5/4/21		Field Specific Conductance		838	umhos/cm	
W-2612	5/4/21		Field Temperature		20.3	Degrees C	
W-2612	5/4/21		Field pH		7.53	Units	
W-2612	5/19/21		Field Dissolved Oxygen		4.78	PPM	
W-2612	5/19/21		Field Oxidation Potential (Eh)		217.2	mVolts	
W-2612	5/19/21		Field Specific Conductance		795	umhos/cm	
W-2612	5/19/21		Field Temperature		19.5	Degrees C	
W-2612	5/19/21		Field pH		7.5	Units	
W-2612	5/19/21		Aluminum		< 0.2	mg/L	
W-2612	5/19/21		Bicarbonate Alk (as CaCO3)		320	mg/L	
W-2612	5/19/21		Calcium		48	mg/L	
W-2612	5/19/21		Carbonate Alk (as CaCO3)		< 4.1	mg/L	
W-2612	5/19/21		Chloride		65	mg/L	
W-2612	5/19/21		Copper		< 0.05	mg/L	

Attachment 2. Table 2. Enhanced Source Area Remediation (ESAR) groundwater performance monitoring results, Livermore Site, 2021.

Well	Date	Sample Type	Parameter	Los Indicator	Result	Units	QA Flag
W-2612	5/19/21		Dissolved Organic Carbon		1.9	mg/L	O
W-2612	5/19/21		Fluoride		0.3	mg/L	
W-2612	5/19/21		Hydroxide Alk (as CaCO3)		< 4.1	mg/L	
W-2612	5/19/21		Iron		< 0.1	mg/L	
W-2612	5/19/21		Magnesium		17	mg/L	
W-2612	5/19/21		Manganese		0.053	mg/L	
W-2612	5/19/21		Nickel		< 0.1	mg/L	
W-2612	5/19/21		Nitrate (as N)		1.7	mg/L	
W-2612	5/19/21		Nitrate (as NO3)		7.5	mg/L	H
W-2612	5/19/21		Nitrite (as N)		< 0.5	mg/L	
W-2612	5/19/21		Ortho-Phosphate		0.19	mg/L	
W-2612	5/19/21		Potassium		1.6	mg/L	
W-2612	5/19/21		Sodium		99	mg/L	
W-2612	5/19/21		Specific Conductance		815	umhos/cm	
W-2612	5/19/21		Sulfate		16	mg/L	
W-2612	5/19/21		Surfactants		< 0.5	mg/L	
W-2612	5/19/21		Total Alkalinity (as CaCO3)		320	mg/L	
W-2612	5/19/21		Total Hardness (as CaCO3)		190	mg/L	
W-2612	5/19/21		Total Phosphorus (as PO4)		0.35	mg/L	
W-2612	5/19/21		Total dissolved solids (TDS)		470	mg/L	D
W-2612	5/19/21		Zinc		< 0.05	mg/L	
W-2612	5/19/21		pH		7.95	Units	
W-2612	5/19/21		Aluminum		< 0.05	mg/L	
W-2612	5/19/21		Antimony		< 0.005	mg/L	
W-2612	5/19/21		Arsenic		< 0.002	mg/L	
W-2612	5/19/21		Barium		0.12	mg/L	
W-2612	5/19/21		Beryllium		< 0.0002	mg/L	
W-2612	5/19/21		Boron		0.99	mg/L	
W-2612	5/19/21		Cadmium		< 0.0005	mg/L	
W-2612	5/19/21		Cobalt		< 0.05	mg/L	
W-2612	5/19/21		Copper		0.046	mg/L	
W-2612	5/19/21		Iron		< 0.1	mg/L	
W-2612	5/19/21		Manganese		< 0.03	mg/L	
W-2612	5/19/21		Mercury		< 0.0002	mg/L	
W-2612	5/19/21		Molybdenum		< 0.025	mg/L	
W-2612	5/19/21		Nickel		0.0021	mg/L	
W-2612	5/19/21		Selenium		< 0.002	mg/L	
W-2612	5/19/21		Silver		< 0.001	mg/L	
W-2612	5/19/21		Thallium		< 0.001	mg/L	
W-2612	5/19/21		Vanadium		< 0.02	mg/L	
W-2612	5/19/21		Zinc		< 0.02	mg/L	
W-2612	5/19/21		Acetylene		< 5	ug/L	
W-2612	5/19/21		Ethane		< 5	ug/L	
W-2612	5/19/21		Ethylene		< 5	ug/L	
W-2612	5/19/21		Methane		540	ug/L	L
W-2612	5/19/21		Field Oxidation Potential (Eh)		120	mVolts	
W-2612	5/19/21		Field Specific Conductance		832	umhos/cm	
W-2612	5/19/21		Field Temperature		19.2	Degrees C	
W-2612	5/19/21		Field pH		7.27	Units	
W-2612	6/8/21		Field Dissolved Oxygen		4.75	PPM	
W-2612	6/8/21		Field Oxidation Potential (Eh)		259.5	mVolts	
W-2612	6/8/21		Field Specific Conductance		821	umhos/cm	
W-2612	6/8/21		Field Temperature		19.7	Degrees C	
W-2612	6/8/21		Field pH		7.38	Units	
W-2612	6/23/21		Aluminum		< 0.2	mg/L	
W-2612	6/23/21		Bicarbonate Alk (as CaCO3)		320	mg/L	
W-2612	6/23/21		Calcium		47	mg/L	
W-2612	6/23/21		Carbonate Alk (as CaCO3)		< 4.1	mg/L	
W-2612	6/23/21		Chloride		61	mg/L	
W-2612	6/23/21		Copper		< 0.05	mg/L	

Attachment 2. Table 2. Enhanced Source Area Remediation (ESAR) groundwater performance monitoring results, Livermore Site, 2021.

Well	Date	Sample Type	Parameter	Los Indicator	Result	Units	QA Flag
W-2612	6/23/21		Dissolved Organic Carbon		2	mg/L	
W-2612	6/23/21		Fluoride		0.31	mg/L	
W-2612	6/23/21		Hydroxide Alk (as CaCO3)		< 4.1	mg/L	
W-2612	6/23/21		Iron		< 0.1	mg/L	
W-2612	6/23/21		Magnesium		17	mg/L	
W-2612	6/23/21		Manganese		0.043	mg/L	
W-2612	6/23/21		Nickel		< 0.1	mg/L	
W-2612	6/23/21		Nitrate (as N)		1.8	mg/L	
W-2612	6/23/21		Nitrate (as NO3)		7.8	mg/L	
W-2612	6/23/21		Nitrite (as N)		< 0.5	mg/L	
W-2612	6/23/21		Ortho-Phosphate		0.19	mg/L	
W-2612	6/23/21		Potassium		1.9	mg/L	
W-2612	6/23/21		Sodium		97	mg/L	
W-2612	6/23/21		Specific Conductance		809	umhos/cm	
W-2612	6/23/21		Sulfate		16	mg/L	
W-2612	6/23/21		Surfactants		< 0.5	mg/L	
W-2612	6/23/21		Total Alkalinity (as CaCO3)		320	mg/L	
W-2612	6/23/21		Total Hardness (as CaCO3)		190	mg/L	
W-2612	6/23/21		Total Phosphorus (as PO4)		0.21	mg/L	O
W-2612	6/23/21		Total dissolved solids (TDS)		500	mg/L	D
W-2612	6/23/21		Zinc		< 0.05	mg/L	
W-2612	6/23/21		pH		7.71	Units	
W-2612	6/23/21		Aluminum		< 0.05	mg/L	
W-2612	6/23/21		Antimony		< 0.005	mg/L	
W-2612	6/23/21		Arsenic		< 0.002	mg/L	
W-2612	6/23/21		Barium		0.12	mg/L	
W-2612	6/23/21		Beryllium		< 0.0002	mg/L	
W-2612	6/23/21		Boron		0.98	mg/L	
W-2612	6/23/21		Cadmium		< 0.0005	mg/L	
W-2612	6/23/21		Cobalt		< 0.05	mg/L	
W-2612	6/23/21		Copper		0.098	mg/L	
W-2612	6/23/21		Iron		< 0.1	mg/L	
W-2612	6/23/21		Manganese		< 0.03	mg/L	
W-2612	6/23/21		Mercury		< 0.0002	mg/L	
W-2612	6/23/21		Molybdenum		< 0.025	mg/L	
W-2612	6/23/21		Nickel		0.0023	mg/L	
W-2612	6/23/21		Selenium		< 0.002	mg/L	
W-2612	6/23/21		Silver		< 0.001	mg/L	
W-2612	6/23/21		Thallium		< 0.001	mg/L	
W-2612	6/23/21		Vanadium		< 0.02	mg/L	
W-2612	6/23/21		Zinc		0.022	mg/L	
W-2612	6/23/21		Field Oxidation Potential (Eh)		106	mVolts	
W-2612	6/23/21		Field Specific Conductance		825.7	umhos/cm	
W-2612	6/23/21		Field Temperature		22.2	Degrees C	
W-2612	6/23/21		Field pH		7.42	Units	
W-2612	6/23/21		Acetylene		< 5	ug/L	
W-2612	6/23/21		Ethane		< 5	ug/L	E
W-2612	6/23/21		Ethylene		< 5	ug/L	
W-2612	6/23/21		Methane		810	ug/L	O
W-2612	6/23/21		Field Dissolved Oxygen		4.47	PPM	
W-2612	6/23/21		Field Oxidation Potential (Eh)		277.9	mVolts	
W-2612	6/23/21		Field Specific Conductance		884	umhos/cm	
W-2612	6/23/21		Field Temperature		21.3	Degrees C	
W-2612	6/23/21		Field pH		7.25	Units	
W-2612	7/7/21		Field Dissolved Oxygen		5.58	PPM	
W-2612	7/7/21		Field Oxidation Potential (Eh)		332	mVolts	
W-2612	7/7/21		Field Specific Conductance		865	umhos/cm	
W-2612	7/7/21		Field Temperature		21	Degrees C	
W-2612	7/7/21		Field pH		7.45	Units	
W-2612	7/20/21		Aluminum		< 0.2	mg/L	

Attachment 2. Table 2. Enhanced Source Area Remediation (ESAR) groundwater performance monitoring results, Livermore Site, 2021.

Well	Date	Sample Type	Parameter	Los Indicator	Result	Units	QA Flag
W-2612	7/20/21		Bicarbonate Alk (as CaCO3)		330	mg/L	
W-2612	7/20/21		Calcium		54	mg/L	
W-2612	7/20/21		Carbonate Alk (as CaCO3)		< 4.1	mg/L	
W-2612	7/20/21		Chloride		63	mg/L	
W-2612	7/20/21		Copper		< 0.05	mg/L	
W-2612	7/20/21		Dissolved Organic Carbon		2	mg/L	
W-2612	7/20/21		Fluoride		0.32	mg/L	
W-2612	7/20/21		Hydroxide Alk (as CaCO3)		< 4.1	mg/L	
W-2612	7/20/21		Iron		< 0.1	mg/L	
W-2612	7/20/21		Magnesium		18	mg/L	
W-2612	7/20/21		Manganese		0.042	mg/L	
W-2612	7/20/21		Nickel		< 0.1	mg/L	
W-2612	7/20/21		Nitrate (as N)		1.8	mg/L	
W-2612	7/20/21		Nitrate (as NO3)		7.8	mg/L	
W-2612	7/20/21		Nitrite (as N)		< 0.5	mg/L	
W-2612	7/20/21		Ortho-Phosphate		0.21	mg/L	
W-2612	7/20/21		Potassium		1.7	mg/L	
W-2612	7/20/21		Sodium		99	mg/L	
W-2612	7/20/21		Specific Conductance		829	umhos/cm	
W-2612	7/20/21		Sulfate		17	mg/L	
W-2612	7/20/21		Surfactants		< 0.5	mg/L	
W-2612	7/20/21		Total Alkalinity (as CaCO3)		330	mg/L	
W-2612	7/20/21		Total Hardness (as CaCO3)		210	mg/L	
W-2612	7/20/21		Total Phosphorus (as PO4)		< 0.15	mg/L	
W-2612	7/20/21		Total dissolved solids (TDS)		530	mg/L	D
W-2612	7/20/21		Zinc		< 0.05	mg/L	
W-2612	7/20/21		pH		8.03	Units	
W-2612	7/20/21		Aluminum		< 0.05	mg/L	
W-2612	7/20/21		Antimony		< 0.005	mg/L	
W-2612	7/20/21		Arsenic		< 0.002	mg/L	
W-2612	7/20/21		Barium		0.13	mg/L	
W-2612	7/20/21		Beryllium		< 0.0002	mg/L	
W-2612	7/20/21		Boron		1	mg/L	
W-2612	7/20/21		Cadmium		< 0.0005	mg/L	
W-2612	7/20/21		Cobalt		< 0.05	mg/L	
W-2612	7/20/21		Copper		< 0.001	mg/L	
W-2612	7/20/21		Iron		< 0.1	mg/L	
W-2612	7/20/21		Manganese		0.03	mg/L	
W-2612	7/20/21		Mercury		< 0.0002	mg/L	
W-2612	7/20/21		Molybdenum		< 0.025	mg/L	
W-2612	7/20/21		Nickel		0.0035	mg/L	J
W-2612	7/20/21		Selenium		< 0.002	mg/L	
W-2612	7/20/21		Silver		< 0.001	mg/L	
W-2612	7/20/21		Thallium		< 0.001	mg/L	
W-2612	7/20/21		Vanadium		< 0.02	mg/L	
W-2612	7/20/21		Zinc		< 0.02	mg/L	
W-2612	7/20/21		Field Oxidation Potential (Eh)		166	mVolts	
W-2612	7/20/21		Field Specific Conductance		816.5	umhos/cm	
W-2612	7/20/21		Field Temperature		23.6	Degrees C	
W-2612	7/20/21		Field pH		7.6	Units	
W-2612	7/20/21		Acetylene		< 5	ug/L	
W-2612	7/20/21		Ethane		< 5	ug/L	E
W-2612	7/20/21		Ethylene		< 5	ug/L	
W-2612	7/20/21		Methane		900	ug/L	
W-2612	7/20/21		Field Dissolved Oxygen		5.1	PPM	
W-2612	7/20/21		Field Oxidation Potential (Eh)		301.6	mVolts	
W-2612	7/20/21		Field Specific Conductance		880	umhos/cm	
W-2612	7/20/21		Field Temperature		21	Degrees C	
W-2612	7/20/21		Field pH		7.65	Units	
W-2612	8/4/21		Field Dissolved Oxygen		2.89	PPM	

Attachment 2. Table 2. Enhanced Source Area Remediation (ESAR) groundwater performance monitoring results, Livermore Site, 2021.

Well	Date	Sample Type	Parameter	Los Indicator	Result	Units	QA Flag
W-2612	8/4/21		Field Oxidation Potential (Eh)		242.9	mVolts	
W-2612	8/4/21		Field Specific Conductance		857	umhos/cm	
W-2612	8/4/21		Field Temperature		19.7	Degrees C	
W-2612	8/4/21		Field pH		7.42	Units	
W-2612	8/17/21		Aluminum		< 0.2	mg/L	
W-2612	8/17/21		Bicarbonate Alk (as CaCO3)		320	mg/L	H
W-2612	8/17/21		Calcium		54	mg/L	
W-2612	8/17/21		Carbonate Alk (as CaCO3)		< 4.1	mg/L	H
W-2612	8/17/21		Chloride		65	mg/L	
W-2612	8/17/21		Copper		< 0.05	mg/L	
W-2612	8/17/21		Dissolved Organic Carbon		1.8	mg/L	
W-2612	8/17/21		Fluoride		0.32	mg/L	
W-2612	8/17/21		Hydroxide Alk (as CaCO3)		< 4.1	mg/L	H
W-2612	8/17/21		Iron		< 0.1	mg/L	
W-2612	8/17/21		Magnesium		17	mg/L	
W-2612	8/17/21		Manganese		0.082	mg/L	
W-2612	8/17/21		Nickel		< 0.1	mg/L	
W-2612	8/17/21		Nitrate (as N)		1.4	mg/L	
W-2612	8/17/21		Nitrate (as NO3)		6.3	mg/L	H
W-2612	8/17/21		Nitrite (as N)		< 0.5	mg/L	
W-2612	8/17/21		Ortho-Phosphate		0.21	mg/L	
W-2612	8/17/21		Potassium		1.8	mg/L	
W-2612	8/17/21		Sodium		100	mg/L	
W-2612	8/17/21		Specific Conductance		785	umhos/cm	
W-2612	8/17/21		Sulfate		18	mg/L	
W-2612	8/17/21		Surfactants		< 0.5	mg/L	
W-2612	8/17/21		Total Alkalinity (as CaCO3)		320	mg/L	
W-2612	8/17/21		Total Hardness (as CaCO3)		210	mg/L	
W-2612	8/17/21		Total Phosphorus (as PO4)		0.24	mg/L	
W-2612	8/17/21		Total dissolved solids (TDS)		520	mg/L	D
W-2612	8/17/21		Zinc		< 0.05	mg/L	
W-2612	8/17/21		pH		7.78	Units	
W-2612	8/17/21		Aluminum		< 0.05	mg/L	
W-2612	8/17/21		Antimony		< 0.005	mg/L	
W-2612	8/17/21		Arsenic		0.0023	mg/L	
W-2612	8/17/21		Barium		0.13	mg/L	
W-2612	8/17/21		Beryllium		< 0.0002	mg/L	
W-2612	8/17/21		Boron		1	mg/L	
W-2612	8/17/21		Cadmium		< 0.0005	mg/L	
W-2612	8/17/21		Cobalt		< 0.05	mg/L	
W-2612	8/17/21		Copper		0.29	mg/L	
W-2612	8/17/21		Iron		< 0.1	mg/L	
W-2612	8/17/21		Manganese		0.24	mg/L	
W-2612	8/17/21		Mercury		< 0.0002	mg/L	
W-2612	8/17/21		Molybdenum		< 0.025	mg/L	
W-2612	8/17/21		Nickel		0.0038	mg/L	
W-2612	8/17/21		Selenium		< 0.002	mg/L	
W-2612	8/17/21		Silver		< 0.001	mg/L	
W-2612	8/17/21		Thallium		< 0.001	mg/L	
W-2612	8/17/21		Vanadium		< 0.02	mg/L	
W-2612	8/17/21		Zinc		0.041	mg/L	
W-2612	8/17/21		Field Oxidation Potential (Eh)		159	mVolts	
W-2612	8/17/21		Field Specific Conductance		751.3	umhos/cm	
W-2612	8/17/21		Field Temperature		21.5	Degrees C	
W-2612	8/17/21		Field pH		7.49	Units	
W-2612	8/17/21		Acetylene		< 5	ug/L	
W-2612	8/17/21		Ethane		< 5	ug/L	
W-2612	8/17/21		Ethylene		< 5	ug/L	
W-2612	8/17/21		Methane		620	ug/L	D
W-2612	8/17/21		Field Dissolved Oxygen		3.77	PPM	

Attachment 2. Table 2. Enhanced Source Area Remediation (ESAR) groundwater performance monitoring results, Livermore Site, 2021.

Well	Date	Sample Type	Parameter	Los Indicator	Result	Units	QA Flag
W-2612	8/17/21		Field Oxidation Potential (Eh)		240.2	mVolts	
W-2612	8/17/21		Field Specific Conductance		867	umhos/cm	
W-2612	8/17/21		Field Temperature		20.7	Degrees C	
W-2612	8/17/21		Field pH		8.02	Units	
W-2612	9/1/21		Field Dissolved Oxygen		3.41	PPM	
W-2612	9/1/21		Field Oxidation Potential (Eh)		301.3	mVolts	
W-2612	9/1/21		Field Specific Conductance		834	umhos/cm	
W-2612	9/1/21		Field Temperature		21.1	Degrees C	
W-2612	9/1/21		Field pH		7.31	Units	
W-2612	9/8/21		Field Dissolved Oxygen		3.16	PPM	
W-2612	9/8/21		Field Oxidation Potential (Eh)		107.9	mVolts	
W-2612	9/8/21		Field Specific Conductance		841	umhos/cm	
W-2612	9/8/21		Field Temperature		20.4	Degrees C	
W-2612	9/8/21		Field pH		7.54	Units	
W-2612	9/22/21		Aluminum		< 0.2	mg/L	
W-2612	9/22/21		Bicarbonate Alk (as CaCO3)		290	mg/L	
W-2612	9/22/21		Calcium		55	mg/L	
W-2612	9/22/21		Carbonate Alk (as CaCO3)		< 4.1	mg/L	
W-2612	9/22/21		Chloride		55	mg/L	
W-2612	9/22/21		Copper		< 0.05	mg/L	
W-2612	9/22/21		Dissolved Organic Carbon		1.7	mg/L	
W-2612	9/22/21		Fluoride		0.3	mg/L	
W-2612	9/22/21		Hydroxide Alk (as CaCO3)		< 4.1	mg/L	
W-2612	9/22/21		Iron		< 0.1	mg/L	
W-2612	9/22/21		Magnesium		18	mg/L	
W-2612	9/22/21		Manganese		0.11	mg/L	
W-2612	9/22/21		Nickel		< 0.1	mg/L	
W-2612	9/22/21		Nitrate (as N)		0.78	mg/L	
W-2612	9/22/21		Nitrate (as NO3)		3.5	mg/L	
W-2612	9/22/21		Nitrite (as N)		< 0.5	mg/L	
W-2612	9/22/21		Ortho-Phosphate		0.19	mg/L	
W-2612	9/22/21		Potassium		2.1	mg/L	
W-2612	9/22/21		Sodium		100	mg/L	
W-2612	9/22/21		Specific Conductance		798	umhos/cm	
W-2612	9/22/21		Sulfate		15	mg/L	
W-2612	9/22/21		Surfactants		< 0.5	mg/L	
W-2612	9/22/21		Total Alkalinity (as CaCO3)		290	mg/L	
W-2612	9/22/21		Total Hardness (as CaCO3)		210	mg/L	
W-2612	9/22/21		Total Phosphorus (as PO4)		0.16	mg/L	
W-2612	9/22/21		Total dissolved solids (TDS)		530	mg/L	D
W-2612	9/22/21		Zinc		< 0.05	mg/L	
W-2612	9/22/21		pH		7.71	Units	
W-2612	9/22/21		Aluminum		< 0.05	mg/L	
W-2612	9/22/21		Antimony		< 0.005	mg/L	
W-2612	9/22/21		Arsenic		< 0.002	mg/L	
W-2612	9/22/21		Barium		0.14	mg/L	
W-2612	9/22/21		Beryllium		< 0.0002	mg/L	
W-2612	9/22/21		Boron		1.1	mg/L	
W-2612	9/22/21		Cadmium		< 0.0005	mg/L	
W-2612	9/22/21		Cobalt		< 0.05	mg/L	
W-2612	9/22/21		Copper		0.1	mg/L	
W-2612	9/22/21		Iron		< 0.1	mg/L	
W-2612	9/22/21		Manganese		0.06	mg/L	
W-2612	9/22/21		Mercury		< 0.0002	mg/L	
W-2612	9/22/21		Molybdenum		< 0.025	mg/L	
W-2612	9/22/21		Nickel		0.0022	mg/L	
W-2612	9/22/21		Selenium		< 0.002	mg/L	
W-2612	9/22/21		Silver		< 0.001	mg/L	
W-2612	9/22/21		Thallium		< 0.001	mg/L	
W-2612	9/22/21		Vanadium		< 0.02	mg/L	

Attachment 2. Table 2. Enhanced Source Area Remediation (ESAR) groundwater performance monitoring results, Livermore Site, 2021.

Well	Date	Sample Type	Parameter	Los Indicator	Result	Units	QA Flag
W-2612	9/22/21		Zinc		0.03	mg/L	
W-2612	9/22/21		Field Oxidation Potential (Eh)		147	mVolts	
W-2612	9/22/21		Field Specific Conductance		750.5	umhos/cm	
W-2612	9/22/21		Field Temperature		20.6	Degrees C	
W-2612	9/22/21		Field pH		7	Units	
W-2612	9/22/21		Acetylene		< 5	ug/L	
W-2612	9/22/21		Ethane		< 5	ug/L	
W-2612	9/22/21		Ethylene		< 5	ug/L	
W-2612	9/22/21		Methane		650	ug/L	
W-2612	9/22/21		Field Dissolved Oxygen		5.22	PPM	
W-2612	9/22/21		Field Oxidation Potential (Eh)		312	mVolts	
W-2612	9/22/21		Field Specific Conductance		862	umhos/cm	
W-2612	9/22/21		Field Temperature		19.9	Degrees C	
W-2612	9/22/21		Field pH		7.56	Units	
W-2612	10/7/21		Field Dissolved Oxygen		2.72	PPM	
W-2612	10/7/21		Field Oxidation Potential (Eh)		279.6	mVolts	
W-2612	10/7/21		Field Specific Conductance		819	umhos/cm	
W-2612	10/7/21		Field Temperature		19	Degrees C	
W-2612	10/7/21		Field pH		7.34	Units	
W-2612	10/21/21		Field Dissolved Oxygen		4.09	PPM	
W-2612	10/21/21		Field Oxidation Potential (Eh)		294	mVolts	
W-2612	10/21/21		Field Specific Conductance		816	umhos/cm	
W-2612	10/21/21		Field Temperature		19.9	Degrees C	
W-2612	10/21/21		Field pH		7.66	Units	
W-2612	10/26/21		Aluminum		< 0.2	mg/L	
W-2612	10/26/21		Bicarbonate Alk (as CaCO3)		300	mg/L	O
W-2612	10/26/21		Calcium		54	mg/L	L
W-2612	10/26/21		Carbonate Alk (as CaCO3)		< 4.1	mg/L	
W-2612	10/26/21		Chloride		61	mg/L	
W-2612	10/26/21		Copper		0.05	mg/L	
W-2612	10/26/21		Dissolved Organic Carbon		1.8	mg/L	
W-2612	10/26/21		Fluoride		0.29	mg/L	
W-2612	10/26/21		Hydroxide Alk (as CaCO3)		< 4.1	mg/L	
W-2612	10/26/21		Iron		< 0.1	mg/L	
W-2612	10/26/21		Magnesium		17	mg/L	
W-2612	10/26/21		Manganese		0.049	mg/L	
W-2612	10/26/21		Nickel		< 0.1	mg/L	
W-2612	10/26/21		Nitrate (as N)		< 0.5	mg/L	
W-2612	10/26/21		Nitrate (as NO3)		1.7	mg/L	H
W-2612	10/26/21		Nitrite (as N)		< 0.5	mg/L	
W-2612	10/26/21		Ortho-Phosphate		0.18	mg/L	
W-2612	10/26/21		Potassium		2.1	mg/L	
W-2612	10/26/21		Sodium		95	mg/L	
W-2612	10/26/21		Specific Conductance		843	umhos/cm	
W-2612	10/26/21		Sulfate		16	mg/L	
W-2612	10/26/21		Surfactants		< 0.5	mg/L	
W-2612	10/26/21		Total Alkalinity (as CaCO3)		300	mg/L	
W-2612	10/26/21		Total Hardness (as CaCO3)		200	mg/L	
W-2612	10/26/21		Total Phosphorus (as PO4)		< 0.15	mg/L	
W-2612	10/26/21		Total dissolved solids (TDS)		520	mg/L	D
W-2612	10/26/21		Zinc		< 0.05	mg/L	
W-2612	10/26/21		pH		7.62	Units	
W-2612	10/26/21		Aluminum		< 0.05	mg/L	
W-2612	10/26/21		Antimony		< 0.005	mg/L	
W-2612	10/26/21		Arsenic		< 0.002	mg/L	
W-2612	10/26/21		Barium		0.13	mg/L	
W-2612	10/26/21		Beryllium		< 0.0002	mg/L	
W-2612	10/26/21		Boron		0.95	mg/L	
W-2612	10/26/21		Cadmium		< 0.0005	mg/L	
W-2612	10/26/21		Cobalt		< 0.05	mg/L	

Attachment 2. Table 2. Enhanced Source Area Remediation (ESAR) groundwater performance monitoring results, Livermore Site, 2021.

Well	Date	Sample Type	Parameter	Los Indicator	Result	Units	QA Flag
W-2612	10/26/21		Copper		0.31	mg/L	
W-2612	10/26/21		Iron		< 0.1	mg/L	
W-2612	10/26/21		Manganese		0.039	mg/L	
W-2612	10/26/21		Mercury		< 0.0002	mg/L	
W-2612	10/26/21		Molybdenum		< 0.025	mg/L	
W-2612	10/26/21		Nickel		0.0036	mg/L	
W-2612	10/26/21		Selenium		< 0.002	mg/L	
W-2612	10/26/21		Silver		< 0.001	mg/L	
W-2612	10/26/21		Thallium		< 0.001	mg/L	
W-2612	10/26/21		Vanadium		< 0.02	mg/L	
W-2612	10/26/21		Zinc		0.059	mg/L	
W-2612	10/26/21		Field Oxidation Potential (Eh)		175	mVolts	
W-2612	10/26/21		Field Specific Conductance		743.6	umhos/cm	
W-2612	10/26/21		Field Temperature		18.7	Degrees C	
W-2612	10/26/21		Field pH		7.71	Units	
W-2612	10/26/21		Acetylene		< 5	ug/L	
W-2612	10/26/21		Ethane		< 5	ug/L	
W-2612	10/26/21		Ethylene		< 5	ug/L	
W-2612	10/26/21		Methane		770	ug/L	
W-2612	11/3/21		Field Oxidation Potential (Eh)		166	mVolts	
W-2612	11/3/21		Field Specific Conductance		742.1	umhos/cm	
W-2612	11/3/21		Field Temperature		17.8	Degrees C	
W-2612	11/3/21		Field pH		7.58	Units	
W-2612	11/3/21		Field Dissolved Oxygen		3.38	PPM	
W-2612	11/3/21		Field Oxidation Potential (Eh)		297.2	mVolts	
W-2612	11/3/21		Field Specific Conductance		861	umhos/cm	
W-2612	11/3/21		Field Temperature		19.6	Degrees C	
W-2612	11/3/21		Field pH		7.32	Units	
W-2612	11/17/21		Aluminum		< 0.2	mg/L	
W-2612	11/17/21		Bicarbonate Alk (as CaCO3)		340	mg/L	
W-2612	11/17/21		Calcium		49	mg/L	
W-2612	11/17/21		Carbonate Alk (as CaCO3)		< 4.1	mg/L	
W-2612	11/17/21		Chloride		57	mg/L	
W-2612	11/17/21		Copper		< 0.05	mg/L	
W-2612	11/17/21		Dissolved Organic Carbon		1.7	mg/L	
W-2612	11/17/21		Fluoride		0.28	mg/L	
W-2612	11/17/21		Hydroxide Alk (as CaCO3)		< 4.1	mg/L	
W-2612	11/17/21		Iron		< 0.1	mg/L	
W-2612	11/17/21		Magnesium		16	mg/L	
W-2612	11/17/21		Manganese		0.061	mg/L	
W-2612	11/17/21		Nickel		< 0.1	mg/L	
W-2612	11/17/21		Nitrate (as N)		< 0.5	mg/L	
W-2612	11/17/21		Nitrate (as NO3)		< 0.5	mg/L	
W-2612	11/17/21		Nitrite (as N)		< 0.5	mg/L	
W-2612	11/17/21		Ortho-Phosphate		0.18	mg/L	
W-2612	11/17/21		Potassium		1.6	mg/L	
W-2612	11/17/21		Sodium		90	mg/L	
W-2612	11/17/21		Specific Conductance		832	umhos/cm	
W-2612	11/17/21		Sulfate		17	mg/L	
W-2612	11/17/21		Surfactants		< 0.5	mg/L	
W-2612	11/17/21		Total Alkalinity (as CaCO3)		340	mg/L	
W-2612	11/17/21		Total Hardness (as CaCO3)		190	mg/L	
W-2612	11/17/21		Total Phosphorus (as PO4)		0.17	mg/L	
W-2612	11/17/21		Total dissolved solids (TDS)		510	mg/L	D
W-2612	11/17/21		Zinc		< 0.05	mg/L	
W-2612	11/17/21		pH		7.9	Units	
W-2612	11/17/21		Aluminum		< 0.05	mg/L	
W-2612	11/17/21		Antimony		< 0.005	mg/L	
W-2612	11/17/21		Arsenic		< 0.002	mg/L	
W-2612	11/17/21		Barium		0.12	mg/L	

Attachment 2. Table 2. Enhanced Source Area Remediation (ESAR) groundwater performance monitoring results, Livermore Site, 2021.

Well	Date	Sample Type	Parameter	Los Indicator	Result	Units	QA Flag
W-2612	11/17/21		Beryllium		< 0.0002	mg/L	
W-2612	11/17/21		Boron		0.94	mg/L	
W-2612	11/17/21		Cadmium		< 0.0005	mg/L	
W-2612	11/17/21		Cobalt		< 0.05	mg/L	
W-2612	11/17/21		Copper		0.22	mg/L	
W-2612	11/17/21		Iron		< 0.1	mg/L	
W-2612	11/17/21		Manganese		0.11	mg/L	
W-2612	11/17/21		Mercury		< 0.0002	mg/L	
W-2612	11/17/21		Molybdenum		< 0.025	mg/L	
W-2612	11/17/21		Nickel		0.0034	mg/L	
W-2612	11/17/21		Selenium		< 0.002	mg/L	
W-2612	11/17/21		Silver		< 0.001	mg/L	
W-2612	11/17/21		Thallium		< 0.001	mg/L	
W-2612	11/17/21		Vanadium		< 0.02	mg/L	
W-2612	11/17/21		Zinc		0.043	mg/L	
W-2612	11/17/21		Field Oxidation Potential (Eh)		178	mVolts	
W-2612	11/17/21		Field Specific Conductance		745.2	umhos/cm	
W-2612	11/17/21		Field Temperature		19.2	Degrees C	
W-2612	11/17/21		Field pH		7.71	Units	
W-2612	11/17/21		Acetylene		< 5	ug/L	
W-2612	11/17/21		Ethane		< 5	ug/L	
W-2612	11/17/21		Ethylene		< 5	ug/L	
W-2612	11/17/21		Methane		740	ug/L	
W-2612	11/17/21		Field Dissolved Oxygen		4.39	PPM	
W-2612	11/17/21		Field Oxidation Potential (Eh)		244.8	mVolts	
W-2612	11/17/21		Field Specific Conductance		851	umhos/cm	
W-2612	11/17/21		Field Temperature		19.9	Degrees C	
W-2612	11/17/21		Field pH		7.36	Units	
W-2612	12/9/21		Field Dissolved Oxygen		3.15	PPM	
W-2612	12/9/21		Field Oxidation Potential (Eh)		219	mVolts	
W-2612	12/9/21		Field Specific Conductance		818	umhos/cm	
W-2612	12/9/21		Field Temperature		19.1	Degrees C	
W-2612	12/9/21		Field pH		7.47	Units	
W-2612	12/20/21		Acetylene		< 5	ug/L	
W-2612	12/20/21		Ethane		< 5	ug/L	
W-2612	12/20/21		Ethylene		< 5	ug/L	
W-2612	12/20/21		Methane		120	ug/L	
W-2612	12/20/21		Aluminum		< 0.2	mg/L	
W-2612	12/20/21		Bicarbonate Alk (as CaCO3)		340	mg/L	
W-2612	12/20/21		Calcium		56	mg/L	
W-2612	12/20/21		Carbonate Alk (as CaCO3)		< 4.1	mg/L	
W-2612	12/20/21		Chloride		61	mg/L	
W-2612	12/20/21		Copper		< 0.05	mg/L	
W-2612	12/20/21		Dissolved Organic Carbon		1.9	mg/L	
W-2612	12/20/21		Fluoride		0.29	mg/L	
W-2612	12/20/21		Hydroxide Alk (as CaCO3)		< 4.1	mg/L	
W-2612	12/20/21		Iron		< 0.1	mg/L	
W-2612	12/20/21		Magnesium		19	mg/L	
W-2612	12/20/21		Manganese		0.84	mg/L	
W-2612	12/20/21		Nickel		< 0.1	mg/L	
W-2612	12/20/21		Nitrate (as N)		0.81	mg/L	
W-2612	12/20/21		Nitrate (as NO3)		3.6	mg/L	H
W-2612	12/20/21		Nitrite (as N)		< 0.5	mg/L	
W-2612	12/20/21		Ortho-Phosphate		0.22	mg/L	
W-2612	12/20/21		Potassium		2.1	mg/L	
W-2612	12/20/21		Sodium		100	mg/L	
W-2612	12/20/21		Specific Conductance		811	umhos/cm	
W-2612	12/20/21		Sulfate		16	mg/L	
W-2612	12/20/21		Surfactants		< 0.5	mg/L	
W-2612	12/20/21		Total Alkalinity (as CaCO3)		340	mg/L	

Attachment 2. Table 2. Enhanced Source Area Remediation (ESAR) groundwater performance monitoring results, Livermore Site, 2021.

Well	Date	Sample Type	Parameter	Los Indicator	Result	Units	QA Flag
W-2612	12/20/21		Total Hardness (as CaCO3)		220	mg/L	
W-2612	12/20/21		Total Phosphorus (as PO4)		0.28	mg/L	
W-2612	12/20/21		Total dissolved solids (TDS)		520	mg/L	D
W-2612	12/20/21		Zinc		< 0.05	mg/L	
W-2612	12/20/21		pH		8.04	Units	
W-2612	12/20/21		Aluminum		< 0.05	mg/L	
W-2612	12/20/21		Antimony		< 0.005	mg/L	
W-2612	12/20/21		Arsenic		< 0.002	mg/L	
W-2612	12/20/21		Barium		0.12	mg/L	
W-2612	12/20/21		Beryllium		< 0.0002	mg/L	
W-2612	12/20/21		Boron		0.99	mg/L	
W-2612	12/20/21		Cadmium		< 0.0005	mg/L	
W-2612	12/20/21		Cobalt		< 0.05	mg/L	
W-2612	12/20/21		Copper		0.058	mg/L	
W-2612	12/20/21		Iron		< 0.1	mg/L	
W-2612	12/20/21		Manganese		0.53	mg/L	
W-2612	12/20/21		Mercury		< 0.0002	mg/L	
W-2612	12/20/21		Molybdenum		< 0.025	mg/L	
W-2612	12/20/21		Nickel		0.0021	mg/L	
W-2612	12/20/21		Selenium		< 0.002	mg/L	
W-2612	12/20/21		Silver		< 0.001	mg/L	
W-2612	12/20/21		Thallium		< 0.001	mg/L	
W-2612	12/20/21		Vanadium		< 0.02	mg/L	
W-2612	12/20/21		Zinc		< 0.02	mg/L	
W-2612	12/20/21		Field Oxidation Potential (Eh)		229	mVolts	
W-2612	12/20/21		Field Specific Conductance		754.2	umhos/cm	
W-2612	12/20/21		Field Temperature		14.6	Degrees C	
W-2612	12/20/21		Field pH		7.6	Units	
W-3107	1/21/21		Acetylene		< 5	ug/L	
W-3107	1/21/21		Ethane		< 5	ug/L	
W-3107	1/21/21		Ethylene		< 5	ug/L	
W-3107	1/21/21		Methane		< 5	ug/L	
W-3107	1/21/21		Field Dissolved Oxygen		7.9	PPM	
W-3107	1/21/21		Field Oxidation Potential (Eh)		231.6	mVolts	
W-3107	1/21/21		Field Specific Conductance		1077	umhos/cm	
W-3107	1/21/21		Field Temperature		18.7	Degrees C	
W-3107	1/21/21		Field pH		7.84	Units	
W-3107	1/21/21		Aluminum		< 0.2	mg/L	
W-3107	1/21/21		Bicarbonate Alk (as CaCO3)		320	mg/L	D
W-3107	1/21/21		Calcium		69	mg/L	
W-3107	1/21/21		Carbonate Alk (as CaCO3)		< 8.2	mg/L	D
W-3107	1/21/21		Chloride		130	mg/L	
W-3107	1/21/21		Copper		< 0.05	mg/L	
W-3107	1/21/21		Dissolved Organic Carbon		< 1	mg/L	
W-3107	1/21/21		Fluoride		0.24	mg/L	
W-3107	1/21/21		Hydroxide Alk (as CaCO3)		< 8.2	mg/L	D
W-3107	1/21/21		Iron		< 0.1	mg/L	
W-3107	1/21/21		Magnesium		24	mg/L	
W-3107	1/21/21		Manganese		< 0.03	mg/L	
W-3107	1/21/21		Nickel		< 0.1	mg/L	
W-3107	1/21/21		Nitrate (as N)		4.6	mg/L	
W-3107	1/21/21		Nitrate (as NO3)		21	mg/L	H
W-3107	1/21/21		Nitrite (as N)		< 0.5	mg/L	
W-3107	1/21/21		Ortho-Phosphate		0.2	mg/L	
W-3107	1/21/21		Potassium		1.6	mg/L	
W-3107	1/21/21		Sodium		100	mg/L	
W-3107	1/21/21		Specific Conductance		1060	umhos/cm	
W-3107	1/21/21		Sulfate		36	mg/L	
W-3107	1/21/21		Surfactants		< 0.5	mg/L	
W-3107	1/21/21		Total Alkalinity (as CaCO3)		320	mg/L	

Attachment 2. Table 2. Enhanced Source Area Remediation (ESAR) groundwater performance monitoring results, Livermore Site, 2021.

Well	Date	Sample Type	Parameter	Los Indicator	Result	Units	QA Flag
W-3107	1/21/21		Total Hardness (as CaCO3)		270	mg/L	
W-3107	1/21/21		Total Phosphorus (as PO4)		0.32	mg/L	
W-3107	1/21/21		Total dissolved solids (TDS)		580	mg/L	D
W-3107	1/21/21		Zinc		< 0.05	mg/L	
W-3107	1/21/21		pH		8.03	Units	
W-3107	1/21/21		Aluminum		< 0.05	mg/L	
W-3107	1/21/21		Antimony		< 0.005	mg/L	
W-3107	1/21/21		Arsenic		< 0.002	mg/L	
W-3107	1/21/21		Barium		0.12	mg/L	
W-3107	1/21/21		Beryllium		< 0.0002	mg/L	
W-3107	1/21/21		Boron		0.9	mg/L	
W-3107	1/21/21		Cadmium		< 0.0005	mg/L	
W-3107	1/21/21		Cobalt		< 0.05	mg/L	
W-3107	1/21/21		Copper		< 0.001	mg/L	
W-3107	1/21/21		Iron		< 0.1	mg/L	
W-3107	1/21/21		Manganese		< 0.03	mg/L	
W-3107	1/21/21		Mercury		< 0.0002	mg/L	
W-3107	1/21/21		Molybdenum		< 0.025	mg/L	
W-3107	1/21/21		Nickel		0.0024	mg/L	
W-3107	1/21/21		Selenium		< 0.002	mg/L	
W-3107	1/21/21		Silver		< 0.001	mg/L	
W-3107	1/21/21		Thallium		< 0.001	mg/L	
W-3107	1/21/21		Vanadium		< 0.02	mg/L	
W-3107	1/21/21		Zinc		< 0.02	mg/L	
W-3107	1/21/21		Field Oxidation Potential (Eh)		161	mVolts	
W-3107	1/21/21		Field Specific Conductance		1049	umhos/cm	
W-3107	1/21/21		Field Temperature		18.5	Degrees C	
W-3107	1/21/21		Field pH		6.87	Units	
W-3107	2/3/21		Field Dissolved Oxygen		7.21	PPM	
W-3107	2/3/21		Field Oxidation Potential (Eh)		21.6	mVolts	
W-3107	2/3/21		Field Specific Conductance		1042	umhos/cm	
W-3107	2/3/21		Field Temperature		19.7	Degrees C	
W-3107	2/3/21		Field pH		7.72	Units	
W-3107	2/17/21		Field Dissolved Oxygen		7.78	PPM	
W-3107	2/17/21		Field Oxidation Potential (Eh)		112	mVolts	
W-3107	2/17/21		Field Specific Conductance		1101	umhos/cm	
W-3107	2/17/21		Field Temperature		19.2	Degrees C	
W-3107	2/17/21		Field pH		7.43	Units	
W-3107	2/17/21		Aluminum		< 0.2	mg/L	
W-3107	2/17/21		Bicarbonate Alk (as CaCO3)		320	mg/L	D
W-3107	2/17/21		Calcium		70	mg/L	
W-3107	2/17/21		Carbonate Alk (as CaCO3)		< 8.2	mg/L	D
W-3107	2/17/21		Chloride		130	mg/L	
W-3107	2/17/21		Copper		< 0.05	mg/L	
W-3107	2/17/21		Dissolved Organic Carbon		< 1	mg/L	
W-3107	2/17/21		Fluoride		0.27	mg/L	
W-3107	2/17/21		Hydroxide Alk (as CaCO3)		< 8.2	mg/L	D
W-3107	2/17/21		Iron		< 0.1	mg/L	
W-3107	2/17/21		Magnesium		25	mg/L	
W-3107	2/17/21		Manganese		< 0.03	mg/L	
W-3107	2/17/21		Nickel		< 0.1	mg/L	
W-3107	2/17/21		Nitrate (as N)		4.8	mg/L	
W-3107	2/17/21		Nitrate (as NO3)		21	mg/L	
W-3107	2/17/21		Nitrite (as N)		< 0.5	mg/L	
W-3107	2/17/21		Ortho-Phosphate		0.21	mg/L	
W-3107	2/17/21		Potassium		1.8	mg/L	
W-3107	2/17/21		Sodium		110	mg/L	
W-3107	2/17/21		Specific Conductance		1060	umhos/cm	
W-3107	2/17/21		Sulfate		38	mg/L	
W-3107	2/17/21		Surfactants		< 0.5	mg/L	

Attachment 2. Table 2. Enhanced Source Area Remediation (ESAR) groundwater performance monitoring results, Livermore Site, 2021.

Well	Date	Sample Type	Parameter	Los Indicator	Result	Units	QA Flag
W-3107	2/17/21		Total Alkalinity (as CaCO3)		320	mg/L	
W-3107	2/17/21		Total Hardness (as CaCO3)		280	mg/L	
W-3107	2/17/21		Total Phosphorus (as PO4)		0.36	mg/L	O
W-3107	2/17/21		Total dissolved solids (TDS)		640	mg/L	D
W-3107	2/17/21		Zinc		< 0.05	mg/L	
W-3107	2/17/21		pH		8.1	Units	
W-3107	2/17/21		Aluminum		< 0.05	mg/L	
W-3107	2/17/21		Antimony		< 0.005	mg/L	
W-3107	2/17/21		Arsenic		< 0.002	mg/L	
W-3107	2/17/21		Barium		0.13	mg/L	
W-3107	2/17/21		Beryllium		< 0.0002	mg/L	
W-3107	2/17/21		Boron		0.96	mg/L	
W-3107	2/17/21		Cadmium		< 0.0005	mg/L	
W-3107	2/17/21		Cobalt		< 0.05	mg/L	
W-3107	2/17/21		Copper		0.0069	mg/L	
W-3107	2/17/21		Iron		< 0.1	mg/L	
W-3107	2/17/21		Manganese		< 0.03	mg/L	
W-3107	2/17/21		Mercury		< 0.0002	mg/L	
W-3107	2/17/21		Molybdenum		< 0.025	mg/L	
W-3107	2/17/21		Nickel		0.0024	mg/L	
W-3107	2/17/21		Selenium		< 0.002	mg/L	
W-3107	2/17/21		Silver		< 0.001	mg/L	
W-3107	2/17/21		Thallium		< 0.001	mg/L	
W-3107	2/17/21		Vanadium		< 0.02	mg/L	
W-3107	2/17/21		Zinc		< 0.02	mg/L	
W-3107	2/17/21		Field Oxidation Potential (Eh)		225	mVolts	
W-3107	2/17/21		Field Specific Conductance		1042	umhos/cm	
W-3107	2/17/21		Field Temperature		17.6	Degrees C	
W-3107	2/17/21		Field pH		6.92	Units	
W-3107	2/17/21		Acetylene		< 5	ug/L	
W-3107	2/17/21		Ethane		< 5	ug/L	
W-3107	2/17/21		Ethylene		< 5	ug/L	
W-3107	2/17/21		Methane		< 5	ug/L	
W-3107	3/3/21		Field Dissolved Oxygen		7.57	PPM	
W-3107	3/3/21		Field Oxidation Potential (Eh)		884.1	mVolts	
W-3107	3/3/21		Field Specific Conductance		1094	umhos/cm	
W-3107	3/3/21		Field Temperature		19.3	Degrees C	
W-3107	3/18/21		Field Dissolved Oxygen		7.53	PPM	
W-3107	3/18/21		Field Oxidation Potential (Eh)		255.7	mVolts	
W-3107	3/18/21		Field Specific Conductance		1127	umhos/cm	
W-3107	3/18/21		Field Temperature		19.5	Degrees C	
W-3107	3/18/21		Field pH		7.35	Units	
W-3107	3/18/21		Aluminum		< 0.2	mg/L	
W-3107	3/18/21		Bicarbonate Alk (as CaCO3)		330	mg/L	D
W-3107	3/18/21		Calcium		73	mg/L	
W-3107	3/18/21		Carbonate Alk (as CaCO3)		< 8.2	mg/L	D
W-3107	3/18/21		Chloride		120	mg/L	
W-3107	3/18/21		Copper		< 0.05	mg/L	
W-3107	3/18/21		Dissolved Organic Carbon		< 1	mg/L	
W-3107	3/18/21		Fluoride		0.25	mg/L	
W-3107	3/18/21		Hydroxide Alk (as CaCO3)		< 8.2	mg/L	D
W-3107	3/18/21		Iron		< 0.1	mg/L	
W-3107	3/18/21		Magnesium		25	mg/L	
W-3107	3/18/21		Manganese		< 0.03	mg/L	
W-3107	3/18/21		Nickel		< 0.1	mg/L	
W-3107	3/18/21		Nitrate (as N)		4.6	mg/L	
W-3107	3/18/21		Nitrate (as NO3)		20	mg/L	
W-3107	3/18/21		Nitrite (as N)		< 0.5	mg/L	
W-3107	3/18/21		Ortho-Phosphate		0.21	mg/L	
W-3107	3/18/21		Potassium		1.8	mg/L	

Attachment 2. Table 2. Enhanced Source Area Remediation (ESAR) groundwater performance monitoring results, Livermore Site, 2021.

Well	Date	Sample Type	Parameter	Los Indicator	Result	Units	QA Flag
W-3107	3/18/21		Sodium		110	mg/L	
W-3107	3/18/21		Specific Conductance		1060	umhos/cm	
W-3107	3/18/21		Sulfate		36	mg/L	
W-3107	3/18/21		Surfactants		< 0.5	mg/L	
W-3107	3/18/21		Total Alkalinity (as CaCO3)		330	mg/L	
W-3107	3/18/21		Total Hardness (as CaCO3)		290	mg/L	
W-3107	3/18/21		Total Phosphorus (as PO4)		< 0.15	mg/L	
W-3107	3/18/21		Total dissolved solids (TDS)		550	mg/L	D
W-3107	3/18/21		Zinc		< 0.05	mg/L	
W-3107	3/18/21		pH		8.03	Units	
W-3107	3/18/21		Aluminum		< 0.05	mg/L	
W-3107	3/18/21		Antimony		< 0.005	mg/L	
W-3107	3/18/21		Arsenic		< 0.002	mg/L	
W-3107	3/18/21		Barium		0.12	mg/L	
W-3107	3/18/21		Beryllium		< 0.0002	mg/L	
W-3107	3/18/21		Boron		0.97	mg/L	
W-3107	3/18/21		Cadmium		< 0.0005	mg/L	
W-3107	3/18/21		Cobalt		< 0.05	mg/L	
W-3107	3/18/21		Copper		< 0.001	mg/L	
W-3107	3/18/21		Iron		< 0.1	mg/L	
W-3107	3/18/21		Manganese		< 0.03	mg/L	
W-3107	3/18/21		Mercury		< 0.0002	mg/L	
W-3107	3/18/21		Molybdenum		< 0.025	mg/L	
W-3107	3/18/21		Nickel		0.0027	mg/L	
W-3107	3/18/21		Selenium		< 0.002	mg/L	
W-3107	3/18/21		Silver		< 0.001	mg/L	
W-3107	3/18/21		Thallium		< 0.001	mg/L	
W-3107	3/18/21		Vanadium		< 0.02	mg/L	
W-3107	3/18/21		Zinc		< 0.02	mg/L	
W-3107	3/18/21		Field Oxidation Potential (Eh)		151	mVolts	
W-3107	3/18/21		Field Specific Conductance		1010	umhos/cm	
W-3107	3/18/21		Field Temperature		19.3	Degrees C	
W-3107	3/18/21		Field pH		7.55	Units	
W-3107	3/18/21		Acetylene		< 5	ug/L	
W-3107	3/18/21		Ethane		< 5	ug/L	
W-3107	3/18/21		Ethylene		< 5	ug/L	
W-3107	3/18/21		Methane		< 5	ug/L	
W-3107	4/7/21		Field Dissolved Oxygen		7.52	PPM	
W-3107	4/7/21		Field Oxidation Potential (Eh)		88.5	mVolts	
W-3107	4/7/21		Field Specific Conductance		1072	umhos/cm	
W-3107	4/7/21		Field Temperature		19.7	Degrees C	
W-3107	4/7/21		Field pH		7.55	Units	
W-3107	4/21/21		Field Dissolved Oxygen		7.17	PPM	
W-3107	4/21/21		Field Oxidation Potential (Eh)		240	mVolts	
W-3107	4/21/21		Field Specific Conductance		1080	umhos/cm	
W-3107	4/21/21		Field Temperature		19.4	Degrees C	
W-3107	4/21/21		Field pH		7.54	Units	
W-3107	4/27/21		Aluminum		< 0.2	mg/L	
W-3107	4/27/21		Bicarbonate Alk (as CaCO3)		320	mg/L	D
W-3107	4/27/21		Calcium		70	mg/L	
W-3107	4/27/21		Carbonate Alk (as CaCO3)		< 8.2	mg/L	D
W-3107	4/27/21		Chloride		120	mg/L	
W-3107	4/27/21		Copper		< 0.05	mg/L	
W-3107	4/27/21		Dissolved Organic Carbon		< 1	mg/L	
W-3107	4/27/21		Fluoride		0.28	mg/L	
W-3107	4/27/21		Hydroxide Alk (as CaCO3)		< 8.2	mg/L	D
W-3107	4/27/21		Iron		< 0.1	mg/L	
W-3107	4/27/21		Magnesium		24	mg/L	
W-3107	4/27/21		Manganese		< 0.03	mg/L	
W-3107	4/27/21		Nickel		< 0.1	mg/L	

Attachment 2. Table 2. Enhanced Source Area Remediation (ESAR) groundwater performance monitoring results, Livermore Site, 2021.

Well	Date	Sample Type	Parameter	Los Indicator	Result	Units	QA Flag
W-3107	4/27/21		Nitrate (as N)		4.6	mg/L	
W-3107	4/27/21		Nitrate (as NO3)		20	mg/L	
W-3107	4/27/21		Nitrite (as N)		< 0.5	mg/L	
W-3107	4/27/21		Ortho-Phosphate		0.19	mg/L	
W-3107	4/27/21		Potassium		1.7	mg/L	
W-3107	4/27/21		Sodium		110	mg/L	
W-3107	4/27/21		Specific Conductance		1080	umhos/cm	
W-3107	4/27/21		Sulfate		37	mg/L	
W-3107	4/27/21		Surfactants		< 0.5	mg/L	
W-3107	4/27/21		Total Alkalinity (as CaCO3)		320	mg/L	
W-3107	4/27/21		Total Hardness (as CaCO3)		270	mg/L	
W-3107	4/27/21		Total Phosphorus (as PO4)		0.32	mg/L	
W-3107	4/27/21		Total dissolved solids (TDS)		620	mg/L	D
W-3107	4/27/21		Zinc		< 0.05	mg/L	
W-3107	4/27/21		pH		7.97	Units	
W-3107	4/27/21		Aluminum		< 0.05	mg/L	
W-3107	4/27/21		Antimony		< 0.005	mg/L	
W-3107	4/27/21		Arsenic		< 0.002	mg/L	
W-3107	4/27/21		Barium		0.13	mg/L	
W-3107	4/27/21		Beryllium		< 0.0002	mg/L	
W-3107	4/27/21		Boron		0.95	mg/L	
W-3107	4/27/21		Cadmium		< 0.0005	mg/L	
W-3107	4/27/21		Cobalt		< 0.05	mg/L	
W-3107	4/27/21		Copper		< 0.001	mg/L	
W-3107	4/27/21		Iron		< 0.1	mg/L	
W-3107	4/27/21		Manganese		< 0.03	mg/L	
W-3107	4/27/21		Mercury		< 0.0002	mg/L	
W-3107	4/27/21		Molybdenum		< 0.025	mg/L	
W-3107	4/27/21		Nickel		0.0036	mg/L	
W-3107	4/27/21		Selenium		< 0.002	mg/L	
W-3107	4/27/21		Silver		< 0.001	mg/L	
W-3107	4/27/21		Thallium		< 0.001	mg/L	
W-3107	4/27/21		Vanadium		< 0.02	mg/L	
W-3107	4/27/21		Zinc		< 0.02	mg/L	
W-3107	4/27/21		Field Oxidation Potential (Eh)		202	mVolts	
W-3107	4/27/21		Field Specific Conductance		1003	umhos/cm	
W-3107	4/27/21		Field Temperature		19.9	Degrees C	
W-3107	4/27/21		Field pH		7.08	Units	
W-3107	4/27/21		Acetylene		< 5	ug/L	
W-3107	4/27/21		Ethane		< 5	ug/L	
W-3107	4/27/21		Ethylene		< 5	ug/L	
W-3107	4/27/21		Methane		< 5	ug/L	L
W-3107	5/4/21		Field Dissolved Oxygen		7.44	PPM	
W-3107	5/4/21		Field Oxidation Potential (Eh)		257.5	mVolts	
W-3107	5/4/21		Field Specific Conductance		1083	umhos/cm	
W-3107	5/4/21		Field Temperature		20.3	Degrees C	
W-3107	5/4/21		Field pH		7.38	Units	
W-3107	5/19/21		Field Dissolved Oxygen		7.55	PPM	
W-3107	5/19/21		Field Oxidation Potential (Eh)		257	mVolts	
W-3107	5/19/21		Field Specific Conductance		1029	umhos/cm	
W-3107	5/19/21		Field Temperature		19.5	Degrees C	
W-3107	5/19/21		Field pH		7.52	Units	
W-3107	5/19/21		Aluminum		< 0.2	mg/L	
W-3107	5/19/21		Bicarbonate Alk (as CaCO3)		320	mg/L	D
W-3107	5/19/21		Calcium		68	mg/L	
W-3107	5/19/21		Carbonate Alk (as CaCO3)		< 8.2	mg/L	D
W-3107	5/19/21		Chloride		120	mg/L	
W-3107	5/19/21		Copper		< 0.05	mg/L	
W-3107	5/19/21		Dissolved Organic Carbon		< 1	mg/L	O
W-3107	5/19/21		Fluoride		0.24	mg/L	

Attachment 2. Table 2. Enhanced Source Area Remediation (ESAR) groundwater performance monitoring results, Livermore Site, 2021.

Well	Date	Sample Type	Parameter	Los Indicator	Result	Units	QA Flag
W-3107	5/19/21		Hydroxide Alk (as CaCO3)		< 8.2	mg/L	D
W-3107	5/19/21		Iron		< 0.1	mg/L	
W-3107	5/19/21		Magnesium		24	mg/L	
W-3107	5/19/21		Manganese		< 0.03	mg/L	
W-3107	5/19/21		Nickel		< 0.1	mg/L	
W-3107	5/19/21		Nitrate (as N)		4.6	mg/L	
W-3107	5/19/21		Nitrate (as NO3)		20	mg/L	H
W-3107	5/19/21		Nitrite (as N)		< 0.5	mg/L	
W-3107	5/19/21		Ortho-Phosphate		0.19	mg/L	
W-3107	5/19/21		Potassium		1.8	mg/L	
W-3107	5/19/21		Sodium		110	mg/L	
W-3107	5/19/21		Specific Conductance		1070	umhos/cm	
W-3107	5/19/21		Sulfate		37	mg/L	
W-3107	5/19/21		Surfactants		< 0.5	mg/L	
W-3107	5/19/21		Total Alkalinity (as CaCO3)		320	mg/L	
W-3107	5/19/21		Total Hardness (as CaCO3)		270	mg/L	
W-3107	5/19/21		Total Phosphorus (as PO4)		0.29	mg/L	
W-3107	5/19/21		Total dissolved solids (TDS)		600	mg/L	D
W-3107	5/19/21		Zinc		< 0.05	mg/L	
W-3107	5/19/21		pH		8.04	Units	
W-3107	5/19/21		Aluminum		< 0.05	mg/L	
W-3107	5/19/21		Antimony		< 0.005	mg/L	
W-3107	5/19/21		Arsenic		< 0.002	mg/L	
W-3107	5/19/21		Barium		0.12	mg/L	
W-3107	5/19/21		Beryllium		< 0.0002	mg/L	
W-3107	5/19/21		Boron		0.94	mg/L	
W-3107	5/19/21		Cadmium		< 0.0005	mg/L	
W-3107	5/19/21		Cobalt		< 0.05	mg/L	
W-3107	5/19/21		Copper		< 0.001	mg/L	
W-3107	5/19/21		Iron		< 0.1	mg/L	
W-3107	5/19/21		Manganese		< 0.03	mg/L	
W-3107	5/19/21		Mercury		< 0.0002	mg/L	
W-3107	5/19/21		Molybdenum		< 0.025	mg/L	
W-3107	5/19/21		Nickel		0.003	mg/L	
W-3107	5/19/21		Selenium		< 0.002	mg/L	
W-3107	5/19/21		Silver		< 0.001	mg/L	
W-3107	5/19/21		Thallium		< 0.001	mg/L	
W-3107	5/19/21		Vanadium		< 0.02	mg/L	
W-3107	5/19/21		Zinc		< 0.02	mg/L	
W-3107	5/19/21		Field Oxidation Potential (Eh)		112	mVolts	
W-3107	5/19/21		Field Specific Conductance		1074	umhos/cm	
W-3107	5/19/21		Field Temperature		18.9	Degrees C	
W-3107	5/19/21		Field pH		7.36	Units	
W-3107	5/19/21		Acetylene		< 5	ug/L	
W-3107	5/19/21		Ethane		< 5	ug/L	
W-3107	5/19/21		Ethylene		< 5	ug/L	
W-3107	5/19/21		Methane		< 5	ug/L	L
W-3107	6/8/21		Field Dissolved Oxygen		6.99	PPM	
W-3107	6/8/21		Field Oxidation Potential (Eh)		215.9	mVolts	
W-3107	6/8/21		Field Specific Conductance		1073	umhos/cm	
W-3107	6/8/21		Field Temperature		19.9	Degrees C	
W-3107	6/8/21		Field pH		7.44	Units	
W-3107	6/23/21		Field Dissolved Oxygen		7.23	PPM	
W-3107	6/23/21		Field Oxidation Potential (Eh)		178	mVolts	
W-3107	6/23/21		Field Specific Conductance		1119	umhos/cm	
W-3107	6/23/21		Field Temperature		20.1	Degrees C	
W-3107	6/23/21		Field pH		7.29	Units	
W-3107	6/23/21		Aluminum		< 0.2	mg/L	
W-3107	6/23/21		Bicarbonate Alk (as CaCO3)		320	mg/L	D
W-3107	6/23/21		Calcium		66	mg/L	

Attachment 2. Table 2. Enhanced Source Area Remediation (ESAR) groundwater performance monitoring results, Livermore Site, 2021.

Well	Date	Sample Type	Parameter	Los Indicator	Result	Units	QA Flag
W-3107	6/23/21		Carbonate Alk (as CaCO3)		< 8.2	mg/L	D
W-3107	6/23/21		Chloride		120	mg/L	
W-3107	6/23/21		Copper		< 0.05	mg/L	
W-3107	6/23/21		Dissolved Organic Carbon		< 1	mg/L	
W-3107	6/23/21		Fluoride		0.27	mg/L	
W-3107	6/23/21		Hydroxide Alk (as CaCO3)		< 8.2	mg/L	D
W-3107	6/23/21		Iron		< 0.1	mg/L	
W-3107	6/23/21		Magnesium		23	mg/L	
W-3107	6/23/21		Manganese		< 0.03	mg/L	
W-3107	6/23/21		Nickel		< 0.1	mg/L	
W-3107	6/23/21		Nitrate (as N)		4.7	mg/L	
W-3107	6/23/21		Nitrate (as NO3)		21	mg/L	
W-3107	6/23/21		Nitrite (as N)		< 0.5	mg/L	
W-3107	6/23/21		Ortho-Phosphate		0.21	mg/L	
W-3107	6/23/21		Potassium		1.9	mg/L	
W-3107	6/23/21		Sodium		110	mg/L	
W-3107	6/23/21		Specific Conductance		1070	umhos/cm	
W-3107	6/23/21		Sulfate		36	mg/L	
W-3107	6/23/21		Surfactants		< 0.5	mg/L	
W-3107	6/23/21		Total Alkalinity (as CaCO3)		320	mg/L	
W-3107	6/23/21		Total Hardness (as CaCO3)		260	mg/L	
W-3107	6/23/21		Total Phosphorus (as PO4)		0.29	mg/L	O
W-3107	6/23/21		Total dissolved solids (TDS)		630	mg/L	D
W-3107	6/23/21		Zinc		< 0.05	mg/L	
W-3107	6/23/21		pH		8.02	Units	
W-3107	6/23/21		Aluminum		< 0.05	mg/L	
W-3107	6/23/21		Antimony		< 0.005	mg/L	
W-3107	6/23/21		Arsenic		< 0.002	mg/L	
W-3107	6/23/21		Barium		0.12	mg/L	
W-3107	6/23/21		Beryllium		< 0.0002	mg/L	
W-3107	6/23/21		Boron		0.92	mg/L	
W-3107	6/23/21		Cadmium		< 0.0005	mg/L	
W-3107	6/23/21		Cobalt		< 0.05	mg/L	
W-3107	6/23/21		Copper		< 0.001	mg/L	
W-3107	6/23/21		Iron		< 0.1	mg/L	
W-3107	6/23/21		Manganese		< 0.03	mg/L	
W-3107	6/23/21		Mercury		< 0.0002	mg/L	
W-3107	6/23/21		Molybdenum		< 0.025	mg/L	
W-3107	6/23/21		Nickel		0.0036	mg/L	
W-3107	6/23/21		Selenium		< 0.002	mg/L	
W-3107	6/23/21		Silver		< 0.001	mg/L	
W-3107	6/23/21		Thallium		< 0.001	mg/L	
W-3107	6/23/21		Vanadium		< 0.02	mg/L	
W-3107	6/23/21		Zinc		< 0.02	mg/L	
W-3107	6/23/21		Field Oxidation Potential (Eh)		91	mVolts	
W-3107	6/23/21		Field Specific Conductance		1049	umhos/cm	
W-3107	6/23/21		Field Temperature		23.2	Degrees C	
W-3107	6/23/21		Field pH		7.37	Units	
W-3107	6/23/21		Acetylene		< 5	ug/L	
W-3107	6/23/21		Ethane		< 5	ug/L	
W-3107	6/23/21		Ethylene		< 5	ug/L	
W-3107	6/23/21		Methane		< 5	ug/L	O
W-3107	7/7/21		Field Dissolved Oxygen		7.19	PPM	
W-3107	7/7/21		Field Oxidation Potential (Eh)		339.6	mVolts	
W-3107	7/7/21		Field Specific Conductance		1125	umhos/cm	
W-3107	7/7/21		Field Temperature		21.7	Degrees C	
W-3107	7/7/21		Field pH		7.12	Units	
W-3107	7/20/21		Field Dissolved Oxygen		7.34	PPM	
W-3107	7/20/21		Field Oxidation Potential (Eh)		143.9	mVolts	
W-3107	7/20/21		Field Specific Conductance		1162	umhos/cm	

Attachment 2. Table 2. Enhanced Source Area Remediation (ESAR) groundwater performance monitoring results, Livermore Site, 2021.

Well	Date	Sample Type	Parameter	Los Indicator	Result	Units	QA Flag
W-3107	7/20/21		Field Temperature		21.8	Degrees C	
W-3107	7/20/21		Field pH		7.7	Units	
W-3107	7/20/21		Aluminum		< 0.2	mg/L	
W-3107	7/20/21		Bicarbonate Alk (as CaCO3)		330	mg/L	D
W-3107	7/20/21		Calcium		75	mg/L	
W-3107	7/20/21		Carbonate Alk (as CaCO3)		< 8.2	mg/L	D
W-3107	7/20/21		Chloride		120	mg/L	
W-3107	7/20/21		Copper		< 0.05	mg/L	
W-3107	7/20/21		Dissolved Organic Carbon		< 1	mg/L	
W-3107	7/20/21		Fluoride		0.29	mg/L	
W-3107	7/20/21		Hydroxide Alk (as CaCO3)		< 8.2	mg/L	D
W-3107	7/20/21		Iron		< 0.1	mg/L	
W-3107	7/20/21		Magnesium		24	mg/L	
W-3107	7/20/21		Manganese		< 0.03	mg/L	
W-3107	7/20/21		Nickel		< 0.1	mg/L	
W-3107	7/20/21		Nitrate (as N)		4.9	mg/L	
W-3107	7/20/21		Nitrate (as NO3)		22	mg/L	
W-3107	7/20/21		Nitrite (as N)		< 0.5	mg/L	
W-3107	7/20/21		Ortho-Phosphate		0.2	mg/L	
W-3107	7/20/21		Potassium		1.8	mg/L	
W-3107	7/20/21		Sodium		110	mg/L	
W-3107	7/20/21		Specific Conductance		1050	umhos/cm	
W-3107	7/20/21		Sulfate		35	mg/L	
W-3107	7/20/21		Surfactants		< 0.5	mg/L	
W-3107	7/20/21		Total Alkalinity (as CaCO3)		330	mg/L	
W-3107	7/20/21		Total Hardness (as CaCO3)		290	mg/L	
W-3107	7/20/21		Total Phosphorus (as PO4)		< 0.15	mg/L	
W-3107	7/20/21		Total dissolved solids (TDS)		640	mg/L	D
W-3107	7/20/21		Zinc		< 0.05	mg/L	
W-3107	7/20/21		pH		8.13	Units	
W-3107	7/20/21		Aluminum		< 0.05	mg/L	
W-3107	7/20/21		Antimony		< 0.005	mg/L	
W-3107	7/20/21		Arsenic		< 0.002	mg/L	
W-3107	7/20/21		Barium		0.13	mg/L	
W-3107	7/20/21		Beryllium		< 0.0002	mg/L	
W-3107	7/20/21		Boron		1	mg/L	
W-3107	7/20/21		Cadmium		< 0.0005	mg/L	
W-3107	7/20/21		Cobalt		< 0.05	mg/L	
W-3107	7/20/21		Copper		< 0.001	mg/L	
W-3107	7/20/21		Iron		< 0.1	mg/L	
W-3107	7/20/21		Manganese		< 0.03	mg/L	
W-3107	7/20/21		Mercury		< 0.0002	mg/L	
W-3107	7/20/21		Molybdenum		< 0.025	mg/L	
W-3107	7/20/21		Nickel		0.0038	mg/L	J
W-3107	7/20/21		Selenium		< 0.002	mg/L	
W-3107	7/20/21		Silver		< 0.001	mg/L	
W-3107	7/20/21		Thallium		< 0.001	mg/L	
W-3107	7/20/21		Vanadium		< 0.02	mg/L	
W-3107	7/20/21		Zinc		< 0.02	mg/L	
W-3107	7/20/21		Field Oxidation Potential (Eh)		109	mVolts	
W-3107	7/20/21		Field Specific Conductance		1045	umhos/cm	
W-3107	7/20/21		Field Temperature		22.8	Degrees C	
W-3107	7/20/21		Field pH		7.5	Units	
W-3107	7/20/21		Acetylene		< 5	ug/L	
W-3107	7/20/21		Ethane		< 5	ug/L	
W-3107	7/20/21		Ethylene		< 5	ug/L	
W-3107	7/20/21		Methane		< 5	ug/L	
W-3107	8/4/21		Field Dissolved Oxygen		8.27	PPM	
W-3107	8/4/21		Field Oxidation Potential (Eh)		244.4	mVolts	
W-3107	8/4/21		Field Specific Conductance		1105	umhos/cm	

Attachment 2. Table 2. Enhanced Source Area Remediation (ESAR) groundwater performance monitoring results, Livermore Site, 2021.

Well	Date	Sample Type	Parameter	Los Indicator	Result	Units	QA Flag
W-3107	8/4/21		Field Temperature		20.1	Degrees C	
W-3107	8/4/21		Field pH		7.67	Units	
W-3107	8/17/21		Field Dissolved Oxygen		7.7	PPM	
W-3107	8/17/21		Field Oxidation Potential (Eh)		221.5	mVolts	
W-3107	8/17/21		Field Specific Conductance		1092	umhos/cm	
W-3107	8/17/21		Field Temperature		20.4	Degrees C	
W-3107	8/17/21		Field pH		8.18	Units	
W-3107	8/17/21		Aluminum		< 0.2	mg/L	
W-3107	8/17/21		Bicarbonate Alk (as CaCO3)		320	mg/L	D
W-3107	8/17/21		Calcium		72	mg/L	
W-3107	8/17/21		Carbonate Alk (as CaCO3)		< 8.2	mg/L	D
W-3107	8/17/21		Chloride		120	mg/L	
W-3107	8/17/21		Copper		< 0.05	mg/L	
W-3107	8/17/21		Dissolved Organic Carbon		< 1	mg/L	
W-3107	8/17/21		Fluoride		0.26	mg/L	
W-3107	8/17/21		Hydroxide Alk (as CaCO3)		< 8.2	mg/L	D
W-3107	8/17/21		Iron		< 0.1	mg/L	
W-3107	8/17/21		Magnesium		25	mg/L	
W-3107	8/17/21		Manganese		< 0.03	mg/L	
W-3107	8/17/21		Nickel		< 0.1	mg/L	
W-3107	8/17/21		Nitrate (as N)		4.8	mg/L	
W-3107	8/17/21		Nitrate (as NO3)		21	mg/L	H
W-3107	8/17/21		Nitrite (as N)		< 0.5	mg/L	
W-3107	8/17/21		Ortho-Phosphate		0.21	mg/L	
W-3107	8/17/21		Potassium		1.8	mg/L	
W-3107	8/17/21		Sodium		110	mg/L	
W-3107	8/17/21		Specific Conductance		1020	umhos/cm	
W-3107	8/17/21		Sulfate		36	mg/L	
W-3107	8/17/21		Surfactants		< 0.5	mg/L	
W-3107	8/17/21		Total Alkalinity (as CaCO3)		320	mg/L	
W-3107	8/17/21		Total Hardness (as CaCO3)		280	mg/L	
W-3107	8/17/21		Total Phosphorus (as PO4)		0.68	mg/L	
W-3107	8/17/21		Total dissolved solids (TDS)		650	mg/L	D
W-3107	8/17/21		Zinc		< 0.05	mg/L	
W-3107	8/17/21		pH		7.72	Units	
W-3107	8/17/21		Aluminum		< 0.05	mg/L	
W-3107	8/17/21		Antimony		< 0.005	mg/L	
W-3107	8/17/21		Arsenic		< 0.002	mg/L	
W-3107	8/17/21		Barium		0.13	mg/L	
W-3107	8/17/21		Beryllium		< 0.0002	mg/L	
W-3107	8/17/21		Boron		0.97	mg/L	
W-3107	8/17/21		Cadmium		< 0.0005	mg/L	
W-3107	8/17/21		Cobalt		< 0.05	mg/L	
W-3107	8/17/21		Copper		< 0.001	mg/L	
W-3107	8/17/21		Iron		< 0.1	mg/L	
W-3107	8/17/21		Manganese		< 0.03	mg/L	
W-3107	8/17/21		Mercury		< 0.0002	mg/L	
W-3107	8/17/21		Molybdenum		< 0.025	mg/L	
W-3107	8/17/21		Nickel		0.0031	mg/L	
W-3107	8/17/21		Selenium		< 0.002	mg/L	
W-3107	8/17/21		Silver		< 0.001	mg/L	
W-3107	8/17/21		Thallium		< 0.001	mg/L	
W-3107	8/17/21		Vanadium		< 0.02	mg/L	
W-3107	8/17/21		Zinc		< 0.02	mg/L	
W-3107	8/17/21		Field Oxidation Potential (Eh)		160	mVolts	
W-3107	8/17/21		Field Specific Conductance		939.7	umhos/cm	
W-3107	8/17/21		Field Temperature		21.1	Degrees C	
W-3107	8/17/21		Field pH		7.55	Units	
W-3107	8/17/21		Acetylene		< 5	ug/L	
W-3107	8/17/21		Ethane		< 5	ug/L	

Attachment 2. Table 2. Enhanced Source Area Remediation (ESAR) groundwater performance monitoring results, Livermore Site, 2021.

Well	Date	Sample Type	Parameter	Los Indicator	Result	Units	QA Flag
W-3107	8/17/21		Ethylene		< 5	ug/L	
W-3107	8/17/21		Methane		< 5	ug/L	
W-3107	9/1/21		Field Dissolved Oxygen		7.77	PPM	
W-3107	9/1/21		Field Oxidation Potential (Eh)		263.4	mVolts	
W-3107	9/1/21		Field Specific Conductance		1067	umhos/cm	
W-3107	9/1/21		Field Temperature		19.8	Degrees C	
W-3107	9/1/21		Field pH		7.69	Units	
W-3107	9/8/21		Field Dissolved Oxygen		7.1	PPM	
W-3107	9/8/21		Field Oxidation Potential (Eh)		110	mVolts	
W-3107	9/8/21		Field Specific Conductance		1082	umhos/cm	
W-3107	9/8/21		Field Temperature		21.3	Degrees C	
W-3107	9/8/21		Field pH		7.56	Units	
W-3107	9/22/21		Field Dissolved Oxygen		7.37	PPM	
W-3107	9/22/21		Field Oxidation Potential (Eh)		295	mVolts	
W-3107	9/22/21		Field Specific Conductance		1079	umhos/cm	
W-3107	9/22/21		Field Temperature		20	Degrees C	
W-3107	9/22/21		Field pH		7.61	Units	
W-3107	9/22/21		Aluminum		< 0.2	mg/L	
W-3107	9/22/21		Bicarbonate Alk (as CaCO3)		320	mg/L	D
W-3107	9/22/21		Calcium		70	mg/L	
W-3107	9/22/21		Carbonate Alk (as CaCO3)		< 8.2	mg/L	D
W-3107	9/22/21		Chloride		110	mg/L	
W-3107	9/22/21		Copper		< 0.05	mg/L	
W-3107	9/22/21		Dissolved Organic Carbon		< 1	mg/L	
W-3107	9/22/21		Fluoride		0.26	mg/L	
W-3107	9/22/21		Hydroxide Alk (as CaCO3)		< 8.2	mg/L	D
W-3107	9/22/21		Iron		< 0.1	mg/L	
W-3107	9/22/21		Magnesium		24	mg/L	
W-3107	9/22/21		Manganese		< 0.03	mg/L	
W-3107	9/22/21		Nickel		< 0.1	mg/L	
W-3107	9/22/21		Nitrate (as N)		4.6	mg/L	
W-3107	9/22/21		Nitrate (as NO3)		20	mg/L	
W-3107	9/22/21		Nitrite (as N)		< 0.5	mg/L	
W-3107	9/22/21		Ortho-Phosphate		0.2	mg/L	
W-3107	9/22/21		Potassium		2	mg/L	
W-3107	9/22/21		Sodium		120	mg/L	
W-3107	9/22/21		Specific Conductance		1050	umhos/cm	
W-3107	9/22/21		Sulfate		33	mg/L	
W-3107	9/22/21		Surfactants		< 0.5	mg/L	
W-3107	9/22/21		Total Alkalinity (as CaCO3)		320	mg/L	
W-3107	9/22/21		Total Hardness (as CaCO3)		280	mg/L	
W-3107	9/22/21		Total Phosphorus (as PO4)		< 0.15	mg/L	
W-3107	9/22/21		Total dissolved solids (TDS)		660	mg/L	D
W-3107	9/22/21		Zinc		< 0.05	mg/L	
W-3107	9/22/21		pH		8.01	Units	
W-3107	9/22/21		Aluminum		< 0.05	mg/L	
W-3107	9/22/21		Antimony		< 0.005	mg/L	
W-3107	9/22/21		Arsenic		< 0.002	mg/L	
W-3107	9/22/21		Barium		0.13	mg/L	
W-3107	9/22/21		Beryllium		< 0.0002	mg/L	
W-3107	9/22/21		Boron		1	mg/L	
W-3107	9/22/21		Cadmium		< 0.0005	mg/L	
W-3107	9/22/21		Cobalt		< 0.05	mg/L	
W-3107	9/22/21		Copper		< 0.001	mg/L	
W-3107	9/22/21		Iron		< 0.1	mg/L	
W-3107	9/22/21		Manganese		< 0.03	mg/L	
W-3107	9/22/21		Mercury		< 0.0002	mg/L	
W-3107	9/22/21		Molybdenum		< 0.025	mg/L	
W-3107	9/22/21		Nickel		0.003	mg/L	
W-3107	9/22/21		Selenium		< 0.002	mg/L	

Attachment 2. Table 2. Enhanced Source Area Remediation (ESAR) groundwater performance monitoring results, Livermore Site, 2021.

Well	Date	Sample Type	Parameter	Los Indicator	Result	Units	QA Flag
W-3107	9/22/21		Silver		< 0.001	mg/L	
W-3107	9/22/21		Thallium		< 0.001	mg/L	
W-3107	9/22/21		Vanadium		< 0.02	mg/L	
W-3107	9/22/21		Zinc		< 0.02	mg/L	
W-3107	9/22/21		Field Oxidation Potential (Eh)		129	mVolts	
W-3107	9/22/21		Field Specific Conductance		942.8	umhos/cm	
W-3107	9/22/21		Field Temperature		23.6	Degrees C	
W-3107	9/22/21		Field pH		6.98	Units	
W-3107	9/22/21		Acetylene		< 5	ug/L	
W-3107	9/22/21		Ethane		< 5	ug/L	
W-3107	9/22/21		Ethylene		< 5	ug/L	
W-3107	9/22/21		Methane		< 5	ug/L	
W-3107	10/7/21		Field Dissolved Oxygen		7.22	PPM	
W-3107	10/7/21		Field Oxidation Potential (Eh)		271.9	mVolts	
W-3107	10/7/21		Field Specific Conductance		1019	umhos/cm	
W-3107	10/7/21		Field Temperature		18.7	Degrees C	
W-3107	10/7/21		Field pH		7.7	Units	
W-3107	10/21/21		Field Dissolved Oxygen		7.29	PPM	
W-3107	10/21/21		Field Oxidation Potential (Eh)		290.3	mVolts	
W-3107	10/21/21		Field Specific Conductance		1030	umhos/cm	
W-3107	10/21/21		Field Temperature		19.9	Degrees C	
W-3107	10/21/21		Field pH		7.64	Units	
W-3107	10/26/21		Aluminum		< 0.2	mg/L	
W-3107	10/26/21		Bicarbonate Alk (as CaCO3)		330	mg/L	DO
W-3107	10/26/21		Calcium		71	mg/L	L
W-3107	10/26/21		Carbonate Alk (as CaCO3)		< 8.2	mg/L	D
W-3107	10/26/21		Chloride		120	mg/L	
W-3107	10/26/21		Copper		< 0.05	mg/L	
W-3107	10/26/21		Dissolved Organic Carbon		1	mg/L	
W-3107	10/26/21		Fluoride		0.23	mg/L	
W-3107	10/26/21		Hydroxide Alk (as CaCO3)		< 8.2	mg/L	D
W-3107	10/26/21		Iron		< 0.1	mg/L	
W-3107	10/26/21		Magnesium		24	mg/L	
W-3107	10/26/21		Manganese		< 0.03	mg/L	
W-3107	10/26/21		Nickel		< 0.1	mg/L	
W-3107	10/26/21		Nitrate (as N)		4.8	mg/L	
W-3107	10/26/21		Nitrate (as NO3)		21	mg/L	H
W-3107	10/26/21		Nitrite (as N)		< 0.5	mg/L	
W-3107	10/26/21		Ortho-Phosphate		0.2	mg/L	
W-3107	10/26/21		Potassium		1.8	mg/L	
W-3107	10/26/21		Sodium		110	mg/L	
W-3107	10/26/21		Specific Conductance		1100	umhos/cm	
W-3107	10/26/21		Sulfate		34	mg/L	
W-3107	10/26/21		Surfactants		< 0.5	mg/L	
W-3107	10/26/21		Total Alkalinity (as CaCO3)		330	mg/L	
W-3107	10/26/21		Total Hardness (as CaCO3)		280	mg/L	
W-3107	10/26/21		Total Phosphorus (as PO4)		< 0.15	mg/L	
W-3107	10/26/21		Total dissolved solids (TDS)		650	mg/L	D
W-3107	10/26/21		Zinc		< 0.05	mg/L	
W-3107	10/26/21		pH		7.69	Units	
W-3107	10/26/21		Aluminum		< 0.05	mg/L	
W-3107	10/26/21		Antimony		< 0.005	mg/L	
W-3107	10/26/21		Arsenic		< 0.002	mg/L	
W-3107	10/26/21		Barium		0.12	mg/L	
W-3107	10/26/21		Beryllium		< 0.0002	mg/L	
W-3107	10/26/21		Boron		0.95	mg/L	
W-3107	10/26/21		Cadmium		< 0.0005	mg/L	
W-3107	10/26/21		Cobalt		< 0.05	mg/L	
W-3107	10/26/21		Copper		< 0.001	mg/L	
W-3107	10/26/21		Iron		< 0.1	mg/L	

Attachment 2. Table 2. Enhanced Source Area Remediation (ESAR) groundwater performance monitoring results, Livermore Site, 2021.

Well	Date	Sample Type	Parameter	Los Indicator	Result	Units	QA Flag
W-3107	10/26/21		Manganese		< 0.03	mg/L	
W-3107	10/26/21		Mercury		< 0.0002	mg/L	
W-3107	10/26/21		Molybdenum		< 0.025	mg/L	
W-3107	10/26/21		Nickel		0.0031	mg/L	
W-3107	10/26/21		Selenium		< 0.002	mg/L	
W-3107	10/26/21		Silver		< 0.001	mg/L	
W-3107	10/26/21		Thallium		< 0.001	mg/L	
W-3107	10/26/21		Vanadium		< 0.02	mg/L	
W-3107	10/26/21		Zinc		< 0.02	mg/L	
W-3107	10/26/21		Field Oxidation Potential (Eh)		159	mVolts	
W-3107	10/26/21		Field Specific Conductance		942.5	umhos/cm	
W-3107	10/26/21		Field Temperature		20.1	Degrees C	
W-3107	10/26/21		Field pH		7.57	Units	
W-3107	10/26/21		Acetylene		< 5	ug/L	
W-3107	10/26/21		Ethane		< 5	ug/L	
W-3107	10/26/21		Ethylene		< 5	ug/L	
W-3107	10/26/21		Methane		< 5	ug/L	
W-3107	11/3/21		Field Dissolved Oxygen		7.37	PPM	
W-3107	11/3/21		Field Oxidation Potential (Eh)		286.2	mVolts	
W-3107	11/3/21		Field Specific Conductance		1076	umhos/cm	
W-3107	11/3/21		Field Temperature		18.9	Degrees C	
W-3107	11/3/21		Field pH		7.47	Units	
W-3107	11/17/21		Field Dissolved Oxygen		6.99	PPM	
W-3107	11/17/21		Field Oxidation Potential (Eh)		228	mVolts	
W-3107	11/17/21		Field Specific Conductance		1056	umhos/cm	
W-3107	11/17/21		Field Temperature		18.5	Degrees C	
W-3107	11/17/21		Field pH		7.52	Units	
W-3107	11/17/21		Aluminum		< 0.2	mg/L	
W-3107	11/17/21		Bicarbonate Alk (as CaCO3)		330	mg/L	D
W-3107	11/17/21		Calcium		62	mg/L	
W-3107	11/17/21		Carbonate Alk (as CaCO3)		< 8.2	mg/L	D
W-3107	11/17/21		Chloride		110	mg/L	
W-3107	11/17/21		Copper		< 0.05	mg/L	
W-3107	11/17/21		Dissolved Organic Carbon		< 1	mg/L	
W-3107	11/17/21		Fluoride		0.22	mg/L	
W-3107	11/17/21		Hydroxide Alk (as CaCO3)		< 8.2	mg/L	D
W-3107	11/17/21		Iron		< 0.1	mg/L	
W-3107	11/17/21		Magnesium		23	mg/L	
W-3107	11/17/21		Manganese		< 0.03	mg/L	
W-3107	11/17/21		Nickel		< 0.1	mg/L	
W-3107	11/17/21		Nitrate (as N)		4.6	mg/L	
W-3107	11/17/21		Nitrate (as NO3)		20	mg/L	
W-3107	11/17/21		Nitrite (as N)		< 0.5	mg/L	
W-3107	11/17/21		Ortho-Phosphate		0.2	mg/L	
W-3107	11/17/21		Potassium		1.7	mg/L	
W-3107	11/17/21		Sodium		97	mg/L	
W-3107	11/17/21		Specific Conductance		1070	umhos/cm	
W-3107	11/17/21		Sulfate		35	mg/L	
W-3107	11/17/21		Surfactants		< 0.5	mg/L	
W-3107	11/17/21		Total Alkalinity (as CaCO3)		330	mg/L	
W-3107	11/17/21		Total Hardness (as CaCO3)		250	mg/L	
W-3107	11/17/21		Total Phosphorus (as PO4)		0.19	mg/L	
W-3107	11/17/21		Total dissolved solids (TDS)		610	mg/L	D
W-3107	11/17/21		Zinc		< 0.05	mg/L	
W-3107	11/17/21		pH		8.1	Units	
W-3107	11/17/21		Aluminum		< 0.05	mg/L	
W-3107	11/17/21		Antimony		< 0.005	mg/L	
W-3107	11/17/21		Arsenic		< 0.002	mg/L	
W-3107	11/17/21		Barium		0.12	mg/L	
W-3107	11/17/21		Beryllium		< 0.0002	mg/L	

Attachment 2. Table 2. Enhanced Source Area Remediation (ESAR) groundwater performance monitoring results, Livermore Site, 2021.

Well	Date	Sample Type	Parameter	Los Indicator	Result	Units	QA Flag
W-3107	11/17/21		Boron		0.89	mg/L	
W-3107	11/17/21		Cadmium		< 0.0005	mg/L	
W-3107	11/17/21		Cobalt		< 0.05	mg/L	
W-3107	11/17/21		Copper		< 0.001	mg/L	
W-3107	11/17/21		Iron		< 0.1	mg/L	
W-3107	11/17/21		Manganese		< 0.03	mg/L	
W-3107	11/17/21		Mercury		< 0.0002	mg/L	
W-3107	11/17/21		Molybdenum		< 0.025	mg/L	
W-3107	11/17/21		Nickel		0.0033	mg/L	
W-3107	11/17/21		Selenium		< 0.002	mg/L	
W-3107	11/17/21		Silver		< 0.001	mg/L	
W-3107	11/17/21		Thallium		< 0.001	mg/L	
W-3107	11/17/21		Vanadium		< 0.02	mg/L	
W-3107	11/17/21		Zinc		< 0.02	mg/L	
W-3107	11/17/21		Field Oxidation Potential (Eh)		162	mVolts	
W-3107	11/17/21		Field Specific Conductance		945.6	umhos/cm	
W-3107	11/17/21		Field Temperature		19.8	Degrees C	
W-3107	11/17/21		Field pH		7.69	Units	
W-3107	11/17/21		Acetylene		< 5	ug/L	
W-3107	11/17/21		Ethane		< 5	ug/L	
W-3107	11/17/21		Ethylene		< 5	ug/L	
W-3107	11/17/21		Methane		< 5	ug/L	
W-3107	12/9/21		Field Dissolved Oxygen		7.66	PPM	
W-3107	12/9/21		Field Oxidation Potential (Eh)		173.5	mVolts	
W-3107	12/9/21		Field Specific Conductance		1039	umhos/cm	
W-3107	12/9/21		Field Temperature		19.4	Degrees C	
W-3107	12/9/21		Field pH		7.47	Units	
W-3107	12/20/21		Acetylene		< 5	ug/L	
W-3107	12/20/21		Ethane		< 5	ug/L	
W-3107	12/20/21		Ethylene		< 5	ug/L	
W-3107	12/20/21		Methane		< 5	ug/L	
W-3107	12/20/21		Field Dissolved Oxygen		7.44	PPM	
W-3107	12/20/21		Field Oxidation Potential (Eh)		174	mVolts	
W-3107	12/20/21		Field Specific Conductance		1037	umhos/cm	
W-3107	12/20/21		Field Temperature		18	Degrees C	
W-3107	12/20/21		Field pH		7.42	Units	
W-3107	12/20/21		Aluminum		< 0.2	mg/L	
W-3107	12/20/21		Bicarbonate Alk (as CaCO3)		330	mg/L	D
W-3107	12/20/21		Calcium		77	mg/L	
W-3107	12/20/21		Carbonate Alk (as CaCO3)		< 8.2	mg/L	D
W-3107	12/20/21		Chloride		110	mg/L	
W-3107	12/20/21		Copper		< 0.05	mg/L	
W-3107	12/20/21		Dissolved Organic Carbon		< 1	mg/L	
W-3107	12/20/21		Fluoride		0.26	mg/L	
W-3107	12/20/21		Hydroxide Alk (as CaCO3)		< 8.2	mg/L	D
W-3107	12/20/21		Iron		< 0.1	mg/L	
W-3107	12/20/21		Magnesium		26	mg/L	
W-3107	12/20/21		Manganese		< 0.03	mg/L	
W-3107	12/20/21		Nickel		< 0.1	mg/L	
W-3107	12/20/21		Nitrate (as N)		4.9	mg/L	
W-3107	12/20/21		Nitrate (as NO3)		22	mg/L	
W-3107	12/20/21		Nitrite (as N)		< 0.5	mg/L	
W-3107	12/20/21		Ortho-Phosphate		0.16	mg/L	
W-3107	12/20/21		Potassium		1.8	mg/L	
W-3107	12/20/21		Sodium		110	mg/L	
W-3107	12/20/21		Specific Conductance		1030	umhos/cm	
W-3107	12/20/21		Sulfate		35	mg/L	
W-3107	12/20/21		Surfactants		< 0.5	mg/L	
W-3107	12/20/21		Total Alkalinity (as CaCO3)		330	mg/L	
W-3107	12/20/21		Total Hardness (as CaCO3)		300	mg/L	

Attachment 2. Table 2. Enhanced Source Area Remediation (ESAR) groundwater performance monitoring results, Livermore Site, 2021.

Well	Date	Sample Type	Parameter	Los Indicator	Result	Units	QA Flag
W-3107	12/20/21		Total Phosphorus (as PO4)		0.21	mg/L	
W-3107	12/20/21		Total dissolved solids (TDS)		640	mg/L	D
W-3107	12/20/21		Zinc		< 0.05	mg/L	
W-3107	12/20/21		pH		8.21	Units	
W-3107	12/20/21		Aluminum		< 0.05	mg/L	
W-3107	12/20/21		Antimony		< 0.005	mg/L	
W-3107	12/20/21		Arsenic		< 0.002	mg/L	
W-3107	12/20/21		Barium		0.12	mg/L	
W-3107	12/20/21		Beryllium		< 0.0002	mg/L	
W-3107	12/20/21		Boron		1	mg/L	
W-3107	12/20/21		Cadmium		< 0.0005	mg/L	
W-3107	12/20/21		Cobalt		< 0.05	mg/L	
W-3107	12/20/21		Copper		< 0.001	mg/L	
W-3107	12/20/21		Iron		< 0.1	mg/L	
W-3107	12/20/21		Manganese		< 0.03	mg/L	
W-3107	12/20/21		Mercury		< 0.0002	mg/L	
W-3107	12/20/21		Molybdenum		< 0.025	mg/L	
W-3107	12/20/21		Nickel		0.0036	mg/L	
W-3107	12/20/21		Selenium		< 0.002	mg/L	
W-3107	12/20/21		Silver		< 0.001	mg/L	
W-3107	12/20/21		Thallium		< 0.001	mg/L	
W-3107	12/20/21		Vanadium		< 0.02	mg/L	
W-3107	12/20/21		Zinc		< 0.02	mg/L	
W-3107	12/20/21		Field Oxidation Potential (Eh)		211	mVolts	
W-3107	12/20/21		Field Specific Conductance		936	umhos/cm	
W-3107	12/20/21		Field Temperature		17.3	Degrees C	
W-3107	12/20/21		Field pH		7.87	Units	

Degrees C = Degrees Celsius.
mg/L = Milligrams per liter.
mVolts = Millivolts.
PPM = Parts per million.
µg/L = Micrograms per liter.
umhos/cm = Microohms per centimeter.
Units = pH units (0-14).
< Indicates the measured value is less than the reporting limit.

Data qualifier flags
B = Analyte found in method blank; sample results should be evaluated.
D = Analysis performed at a secondary dilution or concentration.
E = The analyte was detected below the LLNL reporting limit, but above the analytical laboratory minimum detection limit or activity.
F = Analyte found in field blank, trip blank, or equipment blank; sample results should be evaluated.
H = Sample analyzed outside of holding time; sample results should be evaluated.
I = Surrogate or tracer yield recoveries were outside of QC limits; sample results should be evaluated.
J = The analyte was positively identified; however, the associated numerical value is the approximate concentration or activity of the analyte in the sample.
L = Matrix spike recoveries not within control limits.
O = Matrix spike duplicate relative percent difference (RPD), sample duplicate RPD, or relative error ratio (RER) not within control limits.

Attachment 2. Table 3. Soil analytical data, Livermore Site, 2021.

Boring	Location Type	Date	Sample Type	Depth (ft)	Parameter	LOS Indicator	Result	Units	QA Flag
B-3701	BH	7/8/21		80.6	1,1,1-Trichloroethane		< 0.00041	mg/kg	
B-3701	BH	7/8/21		80.6	1,1,2-Trichloroethane		< 0.00041	mg/kg	
B-3701	BH	7/8/21		80.6	1,1-Dichloroethane		< 0.00041	mg/kg	
B-3701	BH	7/8/21		80.6	1,1-Dichloroethene		< 0.00041	mg/kg	
B-3701	BH	7/8/21		80.6	1,2-Dichloroethane		< 0.00041	mg/kg	
B-3701	BH	7/8/21		80.6	Bromodichloromethane		< 0.00041	mg/kg	
B-3701	BH	7/8/21		80.6	Bromoform		< 0.00082	mg/kg	
B-3701	BH	7/8/21		80.6	Carbon tetrachloride		< 0.00041	mg/kg	
B-3701	BH	7/8/21		80.6	Chloroform		0.0043	mg/kg	
B-3701	BH	7/8/21		80.6	Dibromochloromethane		< 0.00041	mg/kg	
B-3701	BH	7/8/21		80.6	Tetrachloroethene		< 0.00041	mg/kg	
B-3701	BH	7/8/21		80.6	Trichloroethene		0.0017	mg/kg	
B-3701	BH	7/8/21		80.6	Trichlorofluoromethane		0.001	mg/kg	
B-3701	BH	7/8/21		80.6	Trichlorotrifluoroethane		< 0.00041	mg/kg	
B-3701	BH	7/8/21		80.6	Vinyl chloride		< 0.00041	mg/kg	
B-3701	BH	7/8/21		80.6	cis-1,2-Dichloroethene		< 0.00041	mg/kg	
B-3701	BH	7/8/21		80.6	trans-1,2-Dichloroethene		< 0.00041	mg/kg	
B-3701	BH	7/8/21		86.8	1,1,1-Trichloroethane		< 0.00036	mg/kg	
B-3701	BH	7/8/21		86.8	1,1,2-Trichloroethane		< 0.00036	mg/kg	
B-3701	BH	7/8/21		86.8	1,1-Dichloroethane		< 0.00036	mg/kg	
B-3701	BH	7/8/21		86.8	1,1-Dichloroethene		< 0.00036	mg/kg	
B-3701	BH	7/8/21		86.8	1,2-Dichloroethane		< 0.00036	mg/kg	
B-3701	BH	7/8/21		86.8	Bromodichloromethane		< 0.00036	mg/kg	
B-3701	BH	7/8/21		86.8	Bromoform		< 0.00073	mg/kg	
B-3701	BH	7/8/21		86.8	Carbon tetrachloride		< 0.00036	mg/kg	
B-3701	BH	7/8/21		86.8	Chloroform		0.0035	mg/kg	
B-3701	BH	7/8/21		86.8	Dibromochloromethane		< 0.00036	mg/kg	
B-3701	BH	7/8/21		86.8	Tetrachloroethene		< 0.00036	mg/kg	
B-3701	BH	7/8/21		86.8	Trichloroethene		0.0012	mg/kg	
B-3701	BH	7/8/21		86.8	Trichlorofluoromethane		< 0.00036	mg/kg	
B-3701	BH	7/8/21		86.8	Trichlorotrifluoroethane		< 0.00036	mg/kg	
B-3701	BH	7/8/21		86.8	Vinyl chloride		< 0.00036	mg/kg	
B-3701	BH	7/8/21		86.8	cis-1,2-Dichloroethene		< 0.00036	mg/kg	
B-3701	BH	7/8/21		86.8	trans-1,2-Dichloroethene		< 0.00036	mg/kg	
B-3701	BH	7/8/21		92.7	1,1,1-Trichloroethane		< 0.00042	mg/kg	
B-3701	BH	7/8/21		92.7	1,1,2-Trichloroethane		< 0.00042	mg/kg	
B-3701	BH	7/8/21		92.7	1,1-Dichloroethane		< 0.00042	mg/kg	
B-3701	BH	7/8/21		92.7	1,1-Dichloroethene		< 0.00042	mg/kg	
B-3701	BH	7/8/21		92.7	1,2-Dichloroethane		< 0.00042	mg/kg	
B-3701	BH	7/8/21		92.7	Bromodichloromethane		< 0.00042	mg/kg	
B-3701	BH	7/8/21		92.7	Bromoform		< 0.00084	mg/kg	
B-3701	BH	7/8/21		92.7	Carbon tetrachloride		< 0.00042	mg/kg	
B-3701	BH	7/8/21		92.7	Chloroform		0.0043	mg/kg	IJ
B-3701	BH	7/8/21		92.7	Dibromochloromethane		< 0.00042	mg/kg	
B-3701	BH	7/8/21		92.7	Tetrachloroethene		< 0.00042	mg/kg	
B-3701	BH	7/8/21		92.7	Trichloroethene		0.0015	mg/kg	
B-3701	BH	7/8/21		92.7	Trichlorofluoromethane		< 0.00042	mg/kg	
B-3701	BH	7/8/21		92.7	Trichlorotrifluoroethane		< 0.00042	mg/kg	
B-3701	BH	7/8/21		92.7	Vinyl chloride		< 0.00042	mg/kg	
B-3701	BH	7/8/21		92.7	cis-1,2-Dichloroethene		< 0.00042	mg/kg	
B-3701	BH	7/8/21		92.7	trans-1,2-Dichloroethene		< 0.00042	mg/kg	
B-3701	BH	7/8/21		93.6	1,1,1-Trichloroethane		< 0.00035	mg/kg	
B-3701	BH	7/8/21		93.6	1,1,2-Trichloroethane		< 0.00035	mg/kg	
B-3701	BH	7/8/21		93.6	1,1-Dichloroethane		< 0.00035	mg/kg	
B-3701	BH	7/8/21		93.6	1,1-Dichloroethene		< 0.00035	mg/kg	
B-3701	BH	7/8/21		93.6	1,2-Dichloroethane		< 0.00035	mg/kg	
B-3701	BH	7/8/21		93.6	Bromodichloromethane		< 0.00035	mg/kg	
B-3701	BH	7/8/21		93.6	Bromoform		< 0.00071	mg/kg	
B-3701	BH	7/8/21		93.6	Carbon tetrachloride		< 0.00035	mg/kg	
B-3701	BH	7/8/21		93.6	Chloroform		0.0032	mg/kg	IJ
B-3701	BH	7/8/21		93.6	Dibromochloromethane		< 0.00035	mg/kg	
B-3701	BH	7/8/21		93.6	Tetrachloroethene		< 0.00035	mg/kg	
B-3701	BH	7/8/21		93.6	Trichloroethene		0.0011	mg/kg	
B-3701	BH	7/8/21		93.6	Trichlorofluoromethane		< 0.00035	mg/kg	
B-3701	BH	7/8/21		93.6	Trichlorotrifluoroethane		< 0.00035	mg/kg	
B-3701	BH	7/8/21		93.6	Vinyl chloride		< 0.00035	mg/kg	
B-3701	BH	7/8/21		93.6	cis-1,2-Dichloroethene		< 0.00035	mg/kg	
B-3701	BH	7/8/21		93.6	trans-1,2-Dichloroethene		< 0.00035	mg/kg	
B-3701	BH	7/13/21		156.7	1,1,1-Trichloroethane		< 0.005	mg/kg	
B-3701	BH	7/13/21		156.7	1,1,2-Trichloroethane		< 0.005	mg/kg	
B-3701	BH	7/13/21		156.7	1,1-Dichloroethane		< 0.005	mg/kg	
B-3701	BH	7/13/21		156.7	1,1-Dichloroethene		< 0.005	mg/kg	
B-3701	BH	7/13/21		156.7	1,2-Dichloroethane		< 0.005	mg/kg	
B-3701	BH	7/13/21		156.7	Bromodichloromethane		< 0.005	mg/kg	
B-3701	BH	7/13/21		156.7	Bromoform		< 0.005	mg/kg	
B-3701	BH	7/13/21		156.7	Carbon tetrachloride		< 0.005	mg/kg	
B-3701	BH	7/13/21		156.7	Chloroform		< 0.005	mg/kg	
B-3701	BH	7/13/21		156.7	Dibromochloromethane		< 0.005	mg/kg	
B-3701	BH	7/13/21		156.7	Tetrachloroethene		< 0.005	mg/kg	
B-3701	BH	7/13/21		156.7	Trichloroethene		< 0.005	mg/kg	

Attachment 2. Table 3. Soil analytical data, Livermore Site, 2021.

Boring	Location Type	Date	Sample Type	Depth (ft)	Parameter	LOS Indicator	Result	Units	QA Flag
B-3701	BH	7/13/21		156.7	Trichlorofluoromethane		< 0.005	mg/kg	
B-3701	BH	7/13/21		156.7	Trichlorotrifluoroethane		< 0.005	mg/kg	
B-3701	BH	7/13/21		156.7	Vinyl chloride		< 0.005	mg/kg	
B-3701	BH	7/13/21		156.7	cis-1,2-Dichloroethene		< 0.005	mg/kg	
B-3701	BH	7/13/21		156.7	trans-1,2-Dichloroethene		< 0.005	mg/kg	
B-3701	BH	7/13/21		160.3	1,1,1-Trichloroethane		< 0.0039	mg/kg	
B-3701	BH	7/13/21		160.3	1,1,2-Trichloroethane		< 0.0039	mg/kg	
B-3701	BH	7/13/21		160.3	1,1-Dichloroethane		< 0.0039	mg/kg	
B-3701	BH	7/13/21		160.3	1,1-Dichloroethene		< 0.0039	mg/kg	
B-3701	BH	7/13/21		160.3	1,2-Dichloroethane		< 0.0039	mg/kg	
B-3701	BH	7/13/21		160.3	Bromodichloromethane		< 0.0039	mg/kg	
B-3701	BH	7/13/21		160.3	Bromoform		< 0.0039	mg/kg	
B-3701	BH	7/13/21		160.3	Carbon tetrachloride		< 0.0039	mg/kg	
B-3701	BH	7/13/21		160.3	Chloroform		< 0.0039	mg/kg	
B-3701	BH	7/13/21		160.3	Dibromochloromethane		< 0.0039	mg/kg	
B-3701	BH	7/13/21		160.3	Tetrachloroethene		< 0.0039	mg/kg	
B-3701	BH	7/13/21		160.3	Trichloroethene		< 0.0039	mg/kg	
B-3701	BH	7/13/21		160.3	Trichlorofluoromethane		< 0.0039	mg/kg	
B-3701	BH	7/13/21		160.3	Trichlorotrifluoroethane		< 0.0039	mg/kg	
B-3701	BH	7/13/21		160.3	Vinyl chloride		< 0.0039	mg/kg	
B-3701	BH	7/13/21		160.3	cis-1,2-Dichloroethene		< 0.0039	mg/kg	
B-3701	BH	7/13/21		160.3	trans-1,2-Dichloroethene		< 0.0039	mg/kg	
B-3701	BH	7/13/21		164.9	1,1,1-Trichloroethane		< 0.004	mg/kg	
B-3701	BH	7/13/21		164.9	1,1,2-Trichloroethane		< 0.004	mg/kg	
B-3701	BH	7/13/21		164.9	1,1-Dichloroethane		< 0.004	mg/kg	
B-3701	BH	7/13/21		164.9	1,1-Dichloroethene		< 0.004	mg/kg	
B-3701	BH	7/13/21		164.9	1,2-Dichloroethane		< 0.004	mg/kg	
B-3701	BH	7/13/21		164.9	Bromodichloromethane		< 0.004	mg/kg	
B-3701	BH	7/13/21		164.9	Bromoform		< 0.004	mg/kg	
B-3701	BH	7/13/21		164.9	Carbon tetrachloride		< 0.004	mg/kg	
B-3701	BH	7/13/21		164.9	Chloroform		< 0.004	mg/kg	
B-3701	BH	7/13/21		164.9	Dibromochloromethane		< 0.004	mg/kg	
B-3701	BH	7/13/21		164.9	Tetrachloroethene		< 0.004	mg/kg	
B-3701	BH	7/13/21		164.9	Trichloroethene		< 0.004	mg/kg	
B-3701	BH	7/13/21		164.9	Trichlorofluoromethane		< 0.004	mg/kg	
B-3701	BH	7/13/21		164.9	Trichlorotrifluoroethane		< 0.004	mg/kg	
B-3701	BH	7/13/21		164.9	Vinyl chloride		< 0.004	mg/kg	
B-3701	BH	7/13/21		164.9	cis-1,2-Dichloroethene		< 0.004	mg/kg	
B-3701	BH	7/13/21		164.9	trans-1,2-Dichloroethene		< 0.004	mg/kg	
B-3702	BH	7/8/21		86	1,1,1-Trichloroethane		< 0.0005	mg/kg	
B-3702	BH	7/8/21		86	1,1,2-Trichloroethane		< 0.0005	mg/kg	
B-3702	BH	7/8/21		86	1,1-Dichloroethane		< 0.0005	mg/kg	
B-3702	BH	7/8/21		86	1,1-Dichloroethene		< 0.0005	mg/kg	
B-3702	BH	7/8/21		86	1,2-Dichloroethane		< 0.0005	mg/kg	
B-3702	BH	7/8/21		86	Bromodichloromethane		< 0.0005	mg/kg	
B-3702	BH	7/8/21		86	Bromoform		< 0.001	mg/kg	
B-3702	BH	7/8/21		86	Carbon tetrachloride		< 0.0005	mg/kg	
B-3702	BH	7/8/21		86	Chloroform		< 0.001	mg/kg	
B-3702	BH	7/8/21		86	Dibromochloromethane		< 0.0005	mg/kg	
B-3702	BH	7/8/21		86	Tetrachloroethene		< 0.0005	mg/kg	
B-3702	BH	7/8/21		86	Trichloroethene		< 0.0005	mg/kg	
B-3702	BH	7/8/21		86	Trichlorofluoromethane		< 0.0005	mg/kg	
B-3702	BH	7/8/21		86	Trichlorotrifluoroethane		< 0.0005	mg/kg	
B-3702	BH	7/8/21		86	Vinyl chloride		< 0.0005	mg/kg	
B-3702	BH	7/8/21		86	cis-1,2-Dichloroethene		< 0.0005	mg/kg	
B-3702	BH	7/8/21		86	trans-1,2-Dichloroethene		< 0.0005	mg/kg	
B-3702	BH	7/8/21		99	1,1,1-Trichloroethane		< 0.00038	mg/kg	
B-3702	BH	7/8/21		99	1,1,2-Trichloroethane		< 0.00038	mg/kg	
B-3702	BH	7/8/21		99	1,1-Dichloroethane		< 0.00038	mg/kg	
B-3702	BH	7/8/21		99	1,1-Dichloroethene		< 0.00038	mg/kg	
B-3702	BH	7/8/21		99	1,2-Dichloroethane		< 0.00038	mg/kg	
B-3702	BH	7/8/21		99	Bromodichloromethane		< 0.00038	mg/kg	
B-3702	BH	7/8/21		99	Bromoform		< 0.00076	mg/kg	
B-3702	BH	7/8/21		99	Carbon tetrachloride		< 0.00038	mg/kg	
B-3702	BH	7/8/21		99	Chloroform		< 0.00076	mg/kg	
B-3702	BH	7/8/21		99	Dibromochloromethane		< 0.00038	mg/kg	
B-3702	BH	7/8/21		99	Tetrachloroethene		< 0.00038	mg/kg	
B-3702	BH	7/8/21		99	Trichloroethene		< 0.00038	mg/kg	
B-3702	BH	7/8/21		99	Trichlorofluoromethane		< 0.00038	mg/kg	
B-3702	BH	7/8/21		99	Trichlorotrifluoroethane		< 0.00038	mg/kg	
B-3702	BH	7/8/21		99	Vinyl chloride		< 0.00038	mg/kg	
B-3702	BH	7/8/21		99	cis-1,2-Dichloroethene		< 0.00038	mg/kg	
B-3702	BH	7/8/21		99	trans-1,2-Dichloroethene		< 0.00038	mg/kg	
B-3702	BH	7/8/21		111.5	1,1,1-Trichloroethane		< 0.00045	mg/kg	
B-3702	BH	7/8/21		111.5	1,1,2-Trichloroethane		< 0.00045	mg/kg	
B-3702	BH	7/8/21		111.5	1,1-Dichloroethane		< 0.00045	mg/kg	
B-3702	BH	7/8/21		111.5	1,1-Dichloroethene		< 0.00045	mg/kg	
B-3702	BH	7/8/21		111.5	1,2-Dichloroethane		< 0.00045	mg/kg	
B-3702	BH	7/8/21		111.5	Bromodichloromethane		< 0.00045	mg/kg	
B-3702	BH	7/8/21		111.5	Bromoform		< 0.00089	mg/kg	

Attachment 2. Table 3. Soil analytical data, Livermore Site, 2021.

Boring	Location Type	Date	Sample Type	Depth (ft)	Parameter	LOS Indicator	Result	Units	QA Flag
B-3702	BH	7/8/21		111.5	Carbon tetrachloride		< 0.00045	mg/kg	
B-3702	BH	7/8/21		111.5	Chloroform		< 0.00089	mg/kg	
B-3702	BH	7/8/21		111.5	Dibromochloromethane		< 0.00045	mg/kg	
B-3702	BH	7/8/21		111.5	Tetrachloroethene		< 0.00045	mg/kg	
B-3702	BH	7/8/21		111.5	Trichloroethene		< 0.00045	mg/kg	
B-3702	BH	7/8/21		111.5	Trichlorofluoromethane		< 0.00045	mg/kg	
B-3702	BH	7/8/21		111.5	Trichlorotrifluoroethane		< 0.00045	mg/kg	
B-3702	BH	7/8/21		111.5	Vinyl chloride		< 0.00045	mg/kg	
B-3702	BH	7/8/21		111.5	cis-1,2-Dichloroethene		< 0.00045	mg/kg	
B-3702	BH	7/8/21		111.5	trans-1,2-Dichloroethene		< 0.00045	mg/kg	
B-3702	BH	7/12/21		123	1,1,1-Trichloroethane		< 0.0041	mg/kg	
B-3702	BH	7/12/21		123	1,1,2-Trichloroethane		< 0.0041	mg/kg	
B-3702	BH	7/12/21		123	1,1-Dichloroethane		< 0.0041	mg/kg	
B-3702	BH	7/12/21		123	1,1-Dichloroethene		< 0.0041	mg/kg	
B-3702	BH	7/12/21		123	1,2-Dichloroethane		< 0.0041	mg/kg	
B-3702	BH	7/12/21		123	Bromodichloromethane		< 0.0041	mg/kg	
B-3702	BH	7/12/21		123	Bromoform		< 0.0041	mg/kg	
B-3702	BH	7/12/21		123	Carbon tetrachloride		< 0.0041	mg/kg	
B-3702	BH	7/12/21		123	Chloroform		< 0.0041	mg/kg	
B-3702	BH	7/12/21		123	Dibromochloromethane		< 0.0041	mg/kg	
B-3702	BH	7/12/21		123	Tetrachloroethene		< 0.0041	mg/kg	
B-3702	BH	7/12/21		123	Trichloroethene		0.05	mg/kg	
B-3702	BH	7/12/21		123	Trichlorofluoromethane		< 0.0041	mg/kg	
B-3702	BH	7/12/21		123	Trichlorotrifluoroethane		< 0.0041	mg/kg	
B-3702	BH	7/12/21		123	Vinyl chloride		< 0.0041	mg/kg	
B-3702	BH	7/12/21		123	cis-1,2-Dichloroethene		< 0.0041	mg/kg	
B-3702	BH	7/12/21		123	trans-1,2-Dichloroethene		< 0.0041	mg/kg	
B-3702	BH	7/12/21		124.5	1,1,1-Trichloroethane		< 0.005	mg/kg	D
B-3702	BH	7/12/21		124.5	1,1,2-Trichloroethane		< 0.005	mg/kg	D
B-3702	BH	7/12/21		124.5	1,1-Dichloroethane		< 0.005	mg/kg	D
B-3702	BH	7/12/21		124.5	1,1-Dichloroethene		< 0.005	mg/kg	D
B-3702	BH	7/12/21		124.5	1,2-Dichloroethane		< 0.005	mg/kg	D
B-3702	BH	7/12/21		124.5	Bromodichloromethane		< 0.005	mg/kg	D
B-3702	BH	7/12/21		124.5	Bromoform		< 0.005	mg/kg	D
B-3702	BH	7/12/21		124.5	Carbon tetrachloride		< 0.005	mg/kg	D
B-3702	BH	7/12/21		124.5	Chloroform		< 0.005	mg/kg	D
B-3702	BH	7/12/21		124.5	Dibromochloromethane		< 0.005	mg/kg	D
B-3702	BH	7/12/21		124.5	Tetrachloroethene		< 0.005	mg/kg	D
B-3702	BH	7/12/21		124.5	Trichloroethene		0.14	mg/kg	D
B-3702	BH	7/12/21		124.5	Trichlorofluoromethane		< 0.005	mg/kg	D
B-3702	BH	7/12/21		124.5	Trichlorotrifluoroethane		< 0.005	mg/kg	D
B-3702	BH	7/12/21		124.5	Vinyl chloride		< 0.005	mg/kg	D
B-3702	BH	7/12/21		124.5	cis-1,2-Dichloroethene		< 0.005	mg/kg	D
B-3702	BH	7/12/21		124.5	trans-1,2-Dichloroethene		< 0.005	mg/kg	D
B-3702	BH	7/12/21		131.5	1,1,1-Trichloroethane		< 0.005	mg/kg	D
B-3702	BH	7/12/21		131.5	1,1,2-Trichloroethane		< 0.005	mg/kg	D
B-3702	BH	7/12/21		131.5	1,1-Dichloroethane		< 0.005	mg/kg	D
B-3702	BH	7/12/21		131.5	1,1-Dichloroethene		< 0.005	mg/kg	D
B-3702	BH	7/12/21		131.5	1,2-Dichloroethane		< 0.005	mg/kg	D
B-3702	BH	7/12/21		131.5	Bromodichloromethane		< 0.005	mg/kg	D
B-3702	BH	7/12/21		131.5	Bromoform		< 0.005	mg/kg	D
B-3702	BH	7/12/21		131.5	Carbon tetrachloride		< 0.005	mg/kg	D
B-3702	BH	7/12/21		131.5	Chloroform		< 0.005	mg/kg	D
B-3702	BH	7/12/21		131.5	Dibromochloromethane		< 0.005	mg/kg	D
B-3702	BH	7/12/21		131.5	Tetrachloroethene		< 0.005	mg/kg	D
B-3702	BH	7/12/21		131.5	Trichloroethene		0.058	mg/kg	D
B-3702	BH	7/12/21		131.5	Trichlorofluoromethane		< 0.005	mg/kg	D
B-3702	BH	7/12/21		131.5	Trichlorotrifluoroethane		< 0.005	mg/kg	D
B-3702	BH	7/12/21		131.5	Vinyl chloride		< 0.005	mg/kg	D
B-3702	BH	7/12/21		131.5	cis-1,2-Dichloroethene		< 0.005	mg/kg	D
B-3702	BH	7/12/21		131.5	trans-1,2-Dichloroethene		< 0.005	mg/kg	D
B-3702	BH	7/12/21		141	1,1,1-Trichloroethane		< 0.0035	mg/kg	
B-3702	BH	7/12/21		141	1,1,2-Trichloroethane		< 0.0035	mg/kg	
B-3702	BH	7/12/21		141	1,1-Dichloroethane		< 0.0035	mg/kg	
B-3702	BH	7/12/21		141	1,1-Dichloroethene		< 0.0035	mg/kg	
B-3702	BH	7/12/21		141	1,2-Dichloroethane		< 0.0035	mg/kg	
B-3702	BH	7/12/21		141	Bromodichloromethane		< 0.0035	mg/kg	
B-3702	BH	7/12/21		141	Bromoform		< 0.0035	mg/kg	
B-3702	BH	7/12/21		141	Carbon tetrachloride		< 0.0035	mg/kg	
B-3702	BH	7/12/21		141	Chloroform		< 0.0035	mg/kg	
B-3702	BH	7/12/21		141	Dibromochloromethane		< 0.0035	mg/kg	
B-3702	BH	7/12/21		141	Tetrachloroethene		< 0.0035	mg/kg	
B-3702	BH	7/12/21		141	Trichloroethene		< 0.0035	mg/kg	
B-3702	BH	7/12/21		141	Trichlorofluoromethane		< 0.0035	mg/kg	
B-3702	BH	7/12/21		141	Trichlorotrifluoroethane		< 0.0035	mg/kg	
B-3702	BH	7/12/21		141	Vinyl chloride		< 0.0035	mg/kg	
B-3702	BH	7/12/21		141	cis-1,2-Dichloroethene		< 0.0035	mg/kg	
B-3702	BH	7/12/21		141	trans-1,2-Dichloroethene		< 0.0035	mg/kg	
B-3702	BH	7/12/21		145.5	1,1,1-Trichloroethane		< 0.0042	mg/kg	
B-3702	BH	7/12/21		145.5	1,1,2-Trichloroethane		< 0.0042	mg/kg	

Attachment 2. Table 3. Soil analytical data, Livermore Site, 2021.

Boring	Location Type	Date	Sample Type	Depth (ft)	Parameter	LOS Indicator	Result	Units	QA Flag
B-3702	BH	7/12/21		145.5	1,1-Dichloroethane		< 0.0042	mg/kg	
B-3702	BH	7/12/21		145.5	1,1-Dichloroethene		< 0.0042	mg/kg	
B-3702	BH	7/12/21		145.5	1,2-Dichloroethane		< 0.0042	mg/kg	
B-3702	BH	7/12/21		145.5	Bromodichloromethane		< 0.0042	mg/kg	
B-3702	BH	7/12/21		145.5	Bromoform		< 0.0042	mg/kg	
B-3702	BH	7/12/21		145.5	Carbon tetrachloride		< 0.0042	mg/kg	
B-3702	BH	7/12/21		145.5	Chloroform		< 0.0042	mg/kg	
B-3702	BH	7/12/21		145.5	Dibromochloromethane		< 0.0042	mg/kg	
B-3702	BH	7/12/21		145.5	Tetrachloroethene		< 0.0042	mg/kg	
B-3702	BH	7/12/21		145.5	Trichloroethene		< 0.0042	mg/kg	
B-3702	BH	7/12/21		145.5	Trichlorofluoromethane		< 0.0042	mg/kg	
B-3702	BH	7/12/21		145.5	Trichlorotrifluoroethane		< 0.0042	mg/kg	
B-3702	BH	7/12/21		145.5	Vinyl chloride		< 0.0042	mg/kg	
B-3702	BH	7/12/21		145.5	cis-1,2-Dichloroethene		< 0.0042	mg/kg	
B-3702	BH	7/12/21		145.5	trans-1,2-Dichloroethene		< 0.0042	mg/kg	
B-3702	BH	7/12/21		151	1,1,1-Trichloroethane		< 0.0034	mg/kg	
B-3702	BH	7/12/21		151	1,1,2-Trichloroethane		< 0.0034	mg/kg	
B-3702	BH	7/12/21		151	1,1-Dichloroethane		< 0.0034	mg/kg	
B-3702	BH	7/12/21		151	1,1-Dichloroethene		< 0.0034	mg/kg	
B-3702	BH	7/12/21		151	1,2-Dichloroethane		< 0.0034	mg/kg	
B-3702	BH	7/12/21		151	Bromodichloromethane		< 0.0034	mg/kg	
B-3702	BH	7/12/21		151	Bromoform		< 0.0034	mg/kg	
B-3702	BH	7/12/21		151	Carbon tetrachloride		< 0.0034	mg/kg	
B-3702	BH	7/12/21		151	Chloroform		< 0.0034	mg/kg	
B-3702	BH	7/12/21		151	Dibromochloromethane		< 0.0034	mg/kg	
B-3702	BH	7/12/21		151	Tetrachloroethene		< 0.0034	mg/kg	
B-3702	BH	7/12/21		151	Trichloroethene		< 0.0034	mg/kg	
B-3702	BH	7/12/21		151	Trichlorofluoromethane		< 0.0034	mg/kg	
B-3702	BH	7/12/21		151	Trichlorotrifluoroethane		< 0.0034	mg/kg	
B-3702	BH	7/12/21		151	Vinyl chloride		< 0.0034	mg/kg	
B-3702	BH	7/12/21		151	cis-1,2-Dichloroethene		< 0.0034	mg/kg	
B-3702	BH	7/12/21		151	trans-1,2-Dichloroethene		< 0.0034	mg/kg	
B-3703	BH	7/26/21		92	1,1,1-Trichloroethane		< 0.0033	mg/kg	
B-3703	BH	7/26/21		92	1,1,2-Trichloroethane		< 0.0033	mg/kg	
B-3703	BH	7/26/21		92	1,1-Dichloroethane		< 0.0033	mg/kg	
B-3703	BH	7/26/21		92	1,1-Dichloroethene		< 0.0033	mg/kg	
B-3703	BH	7/26/21		92	1,2-Dichloroethane		< 0.0033	mg/kg	
B-3703	BH	7/26/21		92	Bromodichloromethane		< 0.0033	mg/kg	
B-3703	BH	7/26/21		92	Bromoform		< 0.0033	mg/kg	
B-3703	BH	7/26/21		92	Carbon tetrachloride		< 0.0033	mg/kg	
B-3703	BH	7/26/21		92	Chloroform		< 0.0033	mg/kg	
B-3703	BH	7/26/21		92	Dibromochloromethane		< 0.0033	mg/kg	
B-3703	BH	7/26/21		92	Tetrachloroethene		< 0.0033	mg/kg	
B-3703	BH	7/26/21		92	Trichloroethene		< 0.0033	mg/kg	
B-3703	BH	7/26/21		92	Trichlorofluoromethane		< 0.0033	mg/kg	
B-3703	BH	7/26/21		92	Trichlorotrifluoroethane		< 0.0033	mg/kg	
B-3703	BH	7/26/21		92	Vinyl chloride		< 0.0033	mg/kg	
B-3703	BH	7/26/21		92	cis-1,2-Dichloroethene		< 0.0033	mg/kg	
B-3703	BH	7/26/21		92	trans-1,2-Dichloroethene		< 0.0033	mg/kg	
B-3703	BH	7/26/21		99.3	1,1,1-Trichloroethane		< 0.0034	mg/kg	
B-3703	BH	7/26/21		99.3	1,1,2-Trichloroethane		< 0.0034	mg/kg	
B-3703	BH	7/26/21		99.3	1,1-Dichloroethane		< 0.0034	mg/kg	
B-3703	BH	7/26/21		99.3	1,1-Dichloroethene		< 0.0034	mg/kg	
B-3703	BH	7/26/21		99.3	1,2-Dichloroethane		< 0.0034	mg/kg	
B-3703	BH	7/26/21		99.3	Bromodichloromethane		< 0.0034	mg/kg	
B-3703	BH	7/26/21		99.3	Bromoform		< 0.0034	mg/kg	
B-3703	BH	7/26/21		99.3	Carbon tetrachloride		< 0.0034	mg/kg	
B-3703	BH	7/26/21		99.3	Chloroform		< 0.0034	mg/kg	
B-3703	BH	7/26/21		99.3	Dibromochloromethane		< 0.0034	mg/kg	
B-3703	BH	7/26/21		99.3	Tetrachloroethene		< 0.0034	mg/kg	
B-3703	BH	7/26/21		99.3	Trichloroethene		0.0041	mg/kg	
B-3703	BH	7/26/21		99.3	Trichlorofluoromethane		< 0.0034	mg/kg	
B-3703	BH	7/26/21		99.3	Trichlorotrifluoroethane		< 0.0034	mg/kg	
B-3703	BH	7/26/21		99.3	Vinyl chloride		< 0.0034	mg/kg	
B-3703	BH	7/26/21		99.3	cis-1,2-Dichloroethene		< 0.0034	mg/kg	
B-3703	BH	7/26/21		99.3	trans-1,2-Dichloroethene		< 0.0034	mg/kg	
B-3703	BH	7/27/21		115.3	1,1,1-Trichloroethane		< 0.0045	mg/kg	
B-3703	BH	7/27/21		115.3	1,1,2-Trichloroethane		< 0.0045	mg/kg	
B-3703	BH	7/27/21		115.3	1,1-Dichloroethane		< 0.0045	mg/kg	
B-3703	BH	7/27/21		115.3	1,1-Dichloroethene		< 0.0045	mg/kg	
B-3703	BH	7/27/21		115.3	1,2-Dichloroethane		< 0.0045	mg/kg	
B-3703	BH	7/27/21		115.3	Bromodichloromethane		< 0.0045	mg/kg	
B-3703	BH	7/27/21		115.3	Bromoform		< 0.0045	mg/kg	
B-3703	BH	7/27/21		115.3	Carbon tetrachloride		< 0.0045	mg/kg	
B-3703	BH	7/27/21		115.3	Chloroform		< 0.0045	mg/kg	
B-3703	BH	7/27/21		115.3	Dibromochloromethane		< 0.0045	mg/kg	
B-3703	BH	7/27/21		115.3	Tetrachloroethene		< 0.0045	mg/kg	
B-3703	BH	7/27/21		115.3	Trichloroethene		< 0.0045	mg/kg	
B-3703	BH	7/27/21		115.3	Trichlorofluoromethane		< 0.0045	mg/kg	
B-3703	BH	7/27/21		115.3	Trichlorotrifluoroethane		< 0.0045	mg/kg	

Attachment 2. Table 3. Soil analytical data, Livermore Site, 2021.

Boring	Location Type	Date	Sample Type	Depth (ft)	Parameter	LOS Indicator	Result	Units	QA Flag
B-3703	BH	7/27/21		115.3	Vinyl chloride		< 0.0045	mg/kg	
B-3703	BH	7/27/21		115.3	cis-1,2-Dichloroethene		< 0.0045	mg/kg	
B-3703	BH	7/27/21		115.3	trans-1,2-Dichloroethene		< 0.0045	mg/kg	
B-3703	BH	7/27/21		131	1,1,1-Trichloroethane		< 0.0037	mg/kg	
B-3703	BH	7/27/21		131	1,1,2-Trichloroethane		< 0.0037	mg/kg	
B-3703	BH	7/27/21		131	1,1-Dichloroethane		< 0.0037	mg/kg	
B-3703	BH	7/27/21		131	1,1-Dichloroethene		< 0.0037	mg/kg	
B-3703	BH	7/27/21		131	1,2-Dichloroethane		< 0.0037	mg/kg	
B-3703	BH	7/27/21		131	Bromodichloromethane		< 0.0037	mg/kg	
B-3703	BH	7/27/21		131	Bromoform		< 0.0037	mg/kg	
B-3703	BH	7/27/21		131	Carbon tetrachloride		< 0.0037	mg/kg	
B-3703	BH	7/27/21		131	Chloroform		< 0.0037	mg/kg	
B-3703	BH	7/27/21		131	Dibromochloromethane		< 0.0037	mg/kg	
B-3703	BH	7/27/21		131	Tetrachloroethene		< 0.0037	mg/kg	
B-3703	BH	7/27/21		131	Trichloroethene		0.37	mg/kg	
B-3703	BH	7/27/21		131	Trichlorofluoromethane		< 0.0037	mg/kg	
B-3703	BH	7/27/21		131	Trichlorotrifluoroethane		< 0.0037	mg/kg	
B-3703	BH	7/27/21		131	Vinyl chloride		< 0.0037	mg/kg	
B-3703	BH	7/27/21		131	cis-1,2-Dichloroethene		< 0.0037	mg/kg	
B-3703	BH	7/27/21		131	trans-1,2-Dichloroethene		< 0.0037	mg/kg	
B-3703	BH	7/27/21		132.7	1,1,1-Trichloroethane		< 0.0044	mg/kg	
B-3703	BH	7/27/21		132.7	1,1,2-Trichloroethane		< 0.0044	mg/kg	
B-3703	BH	7/27/21		132.7	1,1-Dichloroethane		< 0.0044	mg/kg	
B-3703	BH	7/27/21		132.7	1,1-Dichloroethene		< 0.0044	mg/kg	
B-3703	BH	7/27/21		132.7	1,2-Dichloroethane		< 0.0044	mg/kg	
B-3703	BH	7/27/21		132.7	Bromodichloromethane		< 0.0044	mg/kg	
B-3703	BH	7/27/21		132.7	Bromoform		< 0.0044	mg/kg	
B-3703	BH	7/27/21		132.7	Carbon tetrachloride		< 0.0044	mg/kg	
B-3703	BH	7/27/21		132.7	Chloroform		< 0.0044	mg/kg	
B-3703	BH	7/27/21		132.7	Dibromochloromethane		< 0.0044	mg/kg	
B-3703	BH	7/27/21		132.7	Tetrachloroethene		< 0.0044	mg/kg	
B-3703	BH	7/27/21		132.7	Trichloroethene		0.13	mg/kg	
B-3703	BH	7/27/21		132.7	Trichlorofluoromethane		< 0.0044	mg/kg	
B-3703	BH	7/27/21		132.7	Trichlorotrifluoroethane		< 0.0044	mg/kg	
B-3703	BH	7/27/21		132.7	Vinyl chloride		< 0.0044	mg/kg	
B-3703	BH	7/27/21		132.7	cis-1,2-Dichloroethene		< 0.0044	mg/kg	
B-3703	BH	7/27/21		132.7	trans-1,2-Dichloroethene		< 0.0044	mg/kg	
B-3703	BH	7/27/21		136	1,1,1-Trichloroethane		< 0.0032	mg/kg	
B-3703	BH	7/27/21		136	1,1,2-Trichloroethane		< 0.0032	mg/kg	
B-3703	BH	7/27/21		136	1,1-Dichloroethane		< 0.0032	mg/kg	
B-3703	BH	7/27/21		136	1,1-Dichloroethene		< 0.0032	mg/kg	
B-3703	BH	7/27/21		136	1,2-Dichloroethane		< 0.0032	mg/kg	
B-3703	BH	7/27/21		136	Bromodichloromethane		< 0.0032	mg/kg	
B-3703	BH	7/27/21		136	Bromoform		< 0.0032	mg/kg	
B-3703	BH	7/27/21		136	Carbon tetrachloride		< 0.0032	mg/kg	
B-3703	BH	7/27/21		136	Chloroform		< 0.0032	mg/kg	
B-3703	BH	7/27/21		136	Dibromochloromethane		< 0.0032	mg/kg	
B-3703	BH	7/27/21		136	Tetrachloroethene		< 0.0032	mg/kg	
B-3703	BH	7/27/21		136	Trichloroethene		0.13	mg/kg	
B-3703	BH	7/27/21		136	Trichlorofluoromethane		< 0.0032	mg/kg	
B-3703	BH	7/27/21		136	Trichlorotrifluoroethane		< 0.0032	mg/kg	
B-3703	BH	7/27/21		136	Vinyl chloride		< 0.0032	mg/kg	
B-3703	BH	7/27/21		136	cis-1,2-Dichloroethene		< 0.0032	mg/kg	
B-3703	BH	7/27/21		136	trans-1,2-Dichloroethene		< 0.0032	mg/kg	
B-3703	BH	7/27/21		142	1,1,1-Trichloroethane		< 0.004	mg/kg	
B-3703	BH	7/27/21		142	1,1,2-Trichloroethane		< 0.004	mg/kg	
B-3703	BH	7/27/21		142	1,1-Dichloroethane		< 0.004	mg/kg	
B-3703	BH	7/27/21		142	1,1-Dichloroethene		< 0.004	mg/kg	
B-3703	BH	7/27/21		142	1,2-Dichloroethane		< 0.004	mg/kg	
B-3703	BH	7/27/21		142	Bromodichloromethane		< 0.004	mg/kg	
B-3703	BH	7/27/21		142	Bromoform		< 0.004	mg/kg	
B-3703	BH	7/27/21		142	Carbon tetrachloride		< 0.004	mg/kg	
B-3703	BH	7/27/21		142	Chloroform		< 0.004	mg/kg	
B-3703	BH	7/27/21		142	Dibromochloromethane		< 0.004	mg/kg	
B-3703	BH	7/27/21		142	Tetrachloroethene		< 0.004	mg/kg	
B-3703	BH	7/27/21		142	Trichloroethene		0.13	mg/kg	
B-3703	BH	7/27/21		142	Trichlorofluoromethane		< 0.004	mg/kg	
B-3703	BH	7/27/21		142	Trichlorotrifluoroethane		< 0.004	mg/kg	
B-3703	BH	7/27/21		142	Vinyl chloride		< 0.004	mg/kg	
B-3703	BH	7/27/21		142	cis-1,2-Dichloroethene		< 0.004	mg/kg	
B-3703	BH	7/27/21		142	trans-1,2-Dichloroethene		< 0.004	mg/kg	
B-3703	BH	7/27/21		149	1,1,1-Trichloroethane		< 0.0039	mg/kg	
B-3703	BH	7/27/21		149	1,1,2-Trichloroethane		< 0.0039	mg/kg	
B-3703	BH	7/27/21		149	1,1-Dichloroethane		< 0.0039	mg/kg	
B-3703	BH	7/27/21		149	1,1-Dichloroethene		< 0.0039	mg/kg	
B-3703	BH	7/27/21		149	1,2-Dichloroethane		< 0.0039	mg/kg	
B-3703	BH	7/27/21		149	Bromodichloromethane		< 0.0039	mg/kg	
B-3703	BH	7/27/21		149	Bromoform		< 0.0039	mg/kg	
B-3703	BH	7/27/21		149	Carbon tetrachloride		< 0.0039	mg/kg	
B-3703	BH	7/27/21		149	Chloroform		< 0.0039	mg/kg	

Attachment 2. Table 3. Soil analytical data, Livermore Site, 2021.

Boring	Location Type	Date	Sample Type	Depth (ft)	Parameter	LOS Indicator	Result	Units	QA Flag
B-3703	BH	7/27/21		149	Dibromochloromethane		< 0.0039	mg/kg	
B-3703	BH	7/27/21		149	Tetrachloroethene		< 0.0039	mg/kg	
B-3703	BH	7/27/21		149	Trichloroethene		0.0088	mg/kg	
B-3703	BH	7/27/21		149	Trichlorofluoromethane		< 0.0039	mg/kg	
B-3703	BH	7/27/21		149	Trichlorotrifluoroethane		< 0.0039	mg/kg	
B-3703	BH	7/27/21		149	Vinyl chloride		< 0.0039	mg/kg	
B-3703	BH	7/27/21		149	cis-1,2-Dichloroethene		< 0.0039	mg/kg	
B-3703	BH	7/27/21		149	trans-1,2-Dichloroethene		< 0.0039	mg/kg	
B-3703	BH	7/27/21		155.6	1,1,1-Trichloroethane		< 0.0044	mg/kg	
B-3703	BH	7/27/21		155.6	1,1,2-Trichloroethane		< 0.0044	mg/kg	
B-3703	BH	7/27/21		155.6	1,1-Dichloroethane		< 0.0044	mg/kg	
B-3703	BH	7/27/21		155.6	1,1-Dichloroethene		< 0.0044	mg/kg	
B-3703	BH	7/27/21		155.6	1,2-Dichloroethane		< 0.0044	mg/kg	
B-3703	BH	7/27/21		155.6	Bromodichloromethane		< 0.0044	mg/kg	
B-3703	BH	7/27/21		155.6	Bromoform		< 0.0044	mg/kg	
B-3703	BH	7/27/21		155.6	Carbon tetrachloride		< 0.0044	mg/kg	
B-3703	BH	7/27/21		155.6	Chloroform		< 0.0044	mg/kg	
B-3703	BH	7/27/21		155.6	Dibromochloromethane		< 0.0044	mg/kg	
B-3703	BH	7/27/21		155.6	Tetrachloroethene		< 0.0044	mg/kg	
B-3703	BH	7/27/21		155.6	Trichloroethene		< 0.0044	mg/kg	
B-3703	BH	7/27/21		155.6	Trichlorofluoromethane		< 0.0044	mg/kg	
B-3703	BH	7/27/21		155.6	Trichlorotrifluoroethane		< 0.0044	mg/kg	
B-3703	BH	7/27/21		155.6	Vinyl chloride		< 0.0044	mg/kg	
B-3703	BH	7/27/21		155.6	cis-1,2-Dichloroethene		< 0.0044	mg/kg	
B-3703	BH	7/27/21		155.6	trans-1,2-Dichloroethene		< 0.0044	mg/kg	
B-3704	BH	1/27/21		91.2	1,1,1-Trichloroethane		< 0.0043	mg/kg	
B-3704	BH	1/27/21		91.2	1,1,2-Trichloroethane		< 0.0043	mg/kg	
B-3704	BH	1/27/21		91.2	1,1-Dichloroethane		< 0.0043	mg/kg	
B-3704	BH	1/27/21		91.2	1,1-Dichloroethene		< 0.0043	mg/kg	
B-3704	BH	1/27/21		91.2	1,2-Dichloroethane		< 0.0043	mg/kg	
B-3704	BH	1/27/21		91.2	Bromodichloromethane		< 0.0043	mg/kg	
B-3704	BH	1/27/21		91.2	Bromoform		< 0.0043	mg/kg	
B-3704	BH	1/27/21		91.2	Carbon tetrachloride		< 0.0043	mg/kg	
B-3704	BH	1/27/21		91.2	Chloroform		< 0.0043	mg/kg	
B-3704	BH	1/27/21		91.2	Dibromochloromethane		< 0.0043	mg/kg	
B-3704	BH	1/27/21		91.2	Tetrachloroethene		< 0.0043	mg/kg	
B-3704	BH	1/27/21		91.2	Trichloroethene		< 0.0043	mg/kg	
B-3704	BH	1/27/21		91.2	Trichlorofluoromethane		< 0.0043	mg/kg	
B-3704	BH	1/27/21		91.2	Trichlorotrifluoroethane		< 0.0043	mg/kg	
B-3704	BH	1/27/21		91.2	Vinyl chloride		< 0.0043	mg/kg	
B-3704	BH	1/27/21		91.2	cis-1,2-Dichloroethene		< 0.0043	mg/kg	
B-3704	BH	1/27/21		91.2	trans-1,2-Dichloroethene		< 0.0043	mg/kg	
B-3704	BH	1/27/21		92.9	1,1,1-Trichloroethane		< 0.004	mg/kg	
B-3704	BH	1/27/21		92.9	1,1,2-Trichloroethane		< 0.004	mg/kg	
B-3704	BH	1/27/21		92.9	1,1-Dichloroethane		< 0.004	mg/kg	
B-3704	BH	1/27/21		92.9	1,1-Dichloroethene		< 0.004	mg/kg	
B-3704	BH	1/27/21		92.9	1,2-Dichloroethane		< 0.004	mg/kg	
B-3704	BH	1/27/21		92.9	Bromodichloromethane		< 0.004	mg/kg	
B-3704	BH	1/27/21		92.9	Bromoform		< 0.004	mg/kg	
B-3704	BH	1/27/21		92.9	Carbon tetrachloride		< 0.004	mg/kg	
B-3704	BH	1/27/21		92.9	Chloroform		< 0.004	mg/kg	
B-3704	BH	1/27/21		92.9	Dibromochloromethane		< 0.004	mg/kg	
B-3704	BH	1/27/21		92.9	Tetrachloroethene		< 0.004	mg/kg	
B-3704	BH	1/27/21		92.9	Trichloroethene		< 0.004	mg/kg	
B-3704	BH	1/27/21		92.9	Trichlorofluoromethane		< 0.004	mg/kg	
B-3704	BH	1/27/21		92.9	Trichlorotrifluoroethane		< 0.004	mg/kg	
B-3704	BH	1/27/21		92.9	Vinyl chloride		< 0.004	mg/kg	
B-3704	BH	1/27/21		92.9	cis-1,2-Dichloroethene		< 0.004	mg/kg	
B-3704	BH	1/27/21		92.9	trans-1,2-Dichloroethene		< 0.004	mg/kg	
B-3704	BH	1/27/21		93.7	1,1,1-Trichloroethane		< 0.0043	mg/kg	
B-3704	BH	1/27/21		93.7	1,1,2-Trichloroethane		< 0.0043	mg/kg	
B-3704	BH	1/27/21		93.7	1,1-Dichloroethane		< 0.0043	mg/kg	
B-3704	BH	1/27/21		93.7	1,1-Dichloroethene		< 0.0043	mg/kg	
B-3704	BH	1/27/21		93.7	1,2-Dichloroethane		< 0.0043	mg/kg	
B-3704	BH	1/27/21		93.7	Bromodichloromethane		< 0.0043	mg/kg	
B-3704	BH	1/27/21		93.7	Bromoform		< 0.0043	mg/kg	
B-3704	BH	1/27/21		93.7	Carbon tetrachloride		< 0.0043	mg/kg	
B-3704	BH	1/27/21		93.7	Chloroform		< 0.0043	mg/kg	
B-3704	BH	1/27/21		93.7	Dibromochloromethane		< 0.0043	mg/kg	
B-3704	BH	1/27/21		93.7	Tetrachloroethene		< 0.0043	mg/kg	
B-3704	BH	1/27/21		93.7	Trichloroethene		< 0.0043	mg/kg	
B-3704	BH	1/27/21		93.7	Trichlorofluoromethane		< 0.0043	mg/kg	
B-3704	BH	1/27/21		93.7	Trichlorotrifluoroethane		< 0.0043	mg/kg	
B-3704	BH	1/27/21		93.7	Vinyl chloride		< 0.0043	mg/kg	
B-3704	BH	1/27/21		93.7	cis-1,2-Dichloroethene		< 0.0043	mg/kg	
B-3704	BH	1/27/21		93.7	trans-1,2-Dichloroethene		< 0.0043	mg/kg	
B-3704	BH	1/27/21		94.4	1,1,1-Trichloroethane		< 0.005	mg/kg	
B-3704	BH	1/27/21		94.4	1,1,2-Trichloroethane		< 0.005	mg/kg	
B-3704	BH	1/27/21		94.4	1,1-Dichloroethane		< 0.005	mg/kg	
B-3704	BH	1/27/21		94.4	1,1-Dichloroethene		< 0.005	mg/kg	

Attachment 2. Table 3. Soil analytical data, Livermore Site, 2021.

Boring	Location Type	Date	Sample Type	Depth (ft)	Parameter	LOS Indicator	Result	Units	QA Flag
B-3704	BH	1/27/21		94.4	1,2-Dichloroethane		< 0.005	mg/kg	
B-3704	BH	1/27/21		94.4	Bromodichloromethane		< 0.005	mg/kg	
B-3704	BH	1/27/21		94.4	Bromoform		< 0.005	mg/kg	
B-3704	BH	1/27/21		94.4	Carbon tetrachloride		< 0.005	mg/kg	
B-3704	BH	1/27/21		94.4	Chloroform		< 0.005	mg/kg	
B-3704	BH	1/27/21		94.4	Dibromochloromethane		< 0.005	mg/kg	
B-3704	BH	1/27/21		94.4	Tetrachloroethene		< 0.005	mg/kg	
B-3704	BH	1/27/21		94.4	Trichloroethene		< 0.005	mg/kg	
B-3704	BH	1/27/21		94.4	Trichlorofluoromethane		< 0.005	mg/kg	
B-3704	BH	1/27/21		94.4	Trichlorotrifluoroethane		< 0.005	mg/kg	
B-3704	BH	1/27/21		94.4	Vinyl chloride		< 0.005	mg/kg	
B-3704	BH	1/27/21		94.4	cis-1,2-Dichloroethene		< 0.005	mg/kg	
B-3704	BH	1/27/21		94.4	trans-1,2-Dichloroethene		< 0.005	mg/kg	
B-3704	BH	1/27/21		94.6	1,1,1-Trichloroethane		< 0.005	mg/kg	
B-3704	BH	1/27/21		94.6	1,1,2-Trichloroethane		< 0.005	mg/kg	
B-3704	BH	1/27/21		94.6	1,1-Dichloroethane		< 0.005	mg/kg	
B-3704	BH	1/27/21		94.6	1,1-Dichloroethene		< 0.005	mg/kg	
B-3704	BH	1/27/21		94.6	1,2-Dichloroethane		< 0.005	mg/kg	
B-3704	BH	1/27/21		94.6	Bromodichloromethane		< 0.005	mg/kg	
B-3704	BH	1/27/21		94.6	Bromoform		< 0.005	mg/kg	
B-3704	BH	1/27/21		94.6	Carbon tetrachloride		< 0.005	mg/kg	
B-3704	BH	1/27/21		94.6	Chloroform		< 0.005	mg/kg	
B-3704	BH	1/27/21		94.6	Dibromochloromethane		< 0.005	mg/kg	
B-3704	BH	1/27/21		94.6	Tetrachloroethene		< 0.005	mg/kg	
B-3704	BH	1/27/21		94.6	Trichloroethene		< 0.005	mg/kg	
B-3704	BH	1/27/21		94.6	Trichlorofluoromethane		< 0.005	mg/kg	
B-3704	BH	1/27/21		94.6	Trichlorotrifluoroethane		< 0.005	mg/kg	
B-3704	BH	1/27/21		94.6	Vinyl chloride		< 0.005	mg/kg	
B-3704	BH	1/27/21		94.6	cis-1,2-Dichloroethene		< 0.005	mg/kg	
B-3704	BH	1/27/21		94.6	trans-1,2-Dichloroethene		< 0.005	mg/kg	
B-3704	BH	1/27/21		94.9	1,1,1-Trichloroethane		< 0.0043	mg/kg	
B-3704	BH	1/27/21		94.9	1,1,2-Trichloroethane		< 0.0043	mg/kg	
B-3704	BH	1/27/21		94.9	1,1-Dichloroethane		< 0.0043	mg/kg	
B-3704	BH	1/27/21		94.9	1,1-Dichloroethene		< 0.0043	mg/kg	
B-3704	BH	1/27/21		94.9	1,2-Dichloroethane		< 0.0043	mg/kg	
B-3704	BH	1/27/21		94.9	Bromodichloromethane		< 0.0043	mg/kg	
B-3704	BH	1/27/21		94.9	Bromoform		< 0.0043	mg/kg	
B-3704	BH	1/27/21		94.9	Carbon tetrachloride		< 0.0043	mg/kg	
B-3704	BH	1/27/21		94.9	Chloroform		< 0.0043	mg/kg	
B-3704	BH	1/27/21		94.9	Dibromochloromethane		< 0.0043	mg/kg	
B-3704	BH	1/27/21		94.9	Tetrachloroethene		< 0.0043	mg/kg	
B-3704	BH	1/27/21		94.9	Trichloroethene		< 0.0043	mg/kg	
B-3704	BH	1/27/21		94.9	Trichlorofluoromethane		< 0.0043	mg/kg	
B-3704	BH	1/27/21		94.9	Trichlorotrifluoroethane		< 0.0043	mg/kg	
B-3704	BH	1/27/21		94.9	Vinyl chloride		< 0.0043	mg/kg	
B-3704	BH	1/27/21		94.9	cis-1,2-Dichloroethene		< 0.0043	mg/kg	
B-3704	BH	1/27/21		94.9	trans-1,2-Dichloroethene		< 0.0043	mg/kg	
B-3704	BH	1/27/21		96	1,1,1-Trichloroethane		< 0.0042	mg/kg	
B-3704	BH	1/27/21		96	1,1,2-Trichloroethane		< 0.0042	mg/kg	
B-3704	BH	1/27/21		96	1,1-Dichloroethane		< 0.0042	mg/kg	
B-3704	BH	1/27/21		96	1,1-Dichloroethene		< 0.0042	mg/kg	
B-3704	BH	1/27/21		96	1,2-Dichloroethane		< 0.0042	mg/kg	
B-3704	BH	1/27/21		96	Bromodichloromethane		< 0.0042	mg/kg	
B-3704	BH	1/27/21		96	Bromoform		< 0.0042	mg/kg	
B-3704	BH	1/27/21		96	Carbon tetrachloride		< 0.0042	mg/kg	
B-3704	BH	1/27/21		96	Chloroform		< 0.0042	mg/kg	
B-3704	BH	1/27/21		96	Dibromochloromethane		< 0.0042	mg/kg	
B-3704	BH	1/27/21		96	Tetrachloroethene		< 0.0042	mg/kg	
B-3704	BH	1/27/21		96	Trichloroethene		< 0.0042	mg/kg	
B-3704	BH	1/27/21		96	Trichlorofluoromethane		< 0.0042	mg/kg	
B-3704	BH	1/27/21		96	Trichlorotrifluoroethane		< 0.0042	mg/kg	
B-3704	BH	1/27/21		96	Vinyl chloride		< 0.0042	mg/kg	
B-3704	BH	1/27/21		96	cis-1,2-Dichloroethene		< 0.0042	mg/kg	
B-3704	BH	1/27/21		96	trans-1,2-Dichloroethene		< 0.0042	mg/kg	
B-3704	BH	1/27/21		96.2	1,1,1-Trichloroethane		< 0.0044	mg/kg	
B-3704	BH	1/27/21		96.2	1,1,2-Trichloroethane		< 0.0044	mg/kg	
B-3704	BH	1/27/21		96.2	1,1-Dichloroethane		< 0.0044	mg/kg	
B-3704	BH	1/27/21		96.2	1,1-Dichloroethene		< 0.0044	mg/kg	
B-3704	BH	1/27/21		96.2	1,2-Dichloroethane		< 0.0044	mg/kg	
B-3704	BH	1/27/21		96.2	Bromodichloromethane		< 0.0044	mg/kg	
B-3704	BH	1/27/21		96.2	Bromoform		< 0.0044	mg/kg	
B-3704	BH	1/27/21		96.2	Carbon tetrachloride		< 0.0044	mg/kg	
B-3704	BH	1/27/21		96.2	Chloroform		< 0.0044	mg/kg	
B-3704	BH	1/27/21		96.2	Dibromochloromethane		< 0.0044	mg/kg	
B-3704	BH	1/27/21		96.2	Tetrachloroethene		< 0.0044	mg/kg	
B-3704	BH	1/27/21		96.2	Trichloroethene		< 0.0044	mg/kg	
B-3704	BH	1/27/21		96.2	Trichlorofluoromethane		< 0.0044	mg/kg	
B-3704	BH	1/27/21		96.2	Trichlorotrifluoroethane		< 0.0044	mg/kg	
B-3704	BH	1/27/21		96.2	Vinyl chloride		< 0.0044	mg/kg	
B-3704	BH	1/27/21		96.2	cis-1,2-Dichloroethene		< 0.0044	mg/kg	

Attachment 2. Table 3. Soil analytical data, Livermore Site, 2021.

Boring	Location Type	Date	Sample Type	Depth (ft)	Parameter	LOS Indicator	Result	Units	QA Flag
B-3704	BH	1/27/21		96.2	trans-1,2-Dichloroethene		< 0.0044	mg/kg	
B-3704	BH	1/27/21		97.4	1,1,1-Trichloroethane		< 0.0043	mg/kg	
B-3704	BH	1/27/21		97.4	1,1,2-Trichloroethane		< 0.0043	mg/kg	
B-3704	BH	1/27/21		97.4	1,1-Dichloroethane		< 0.0043	mg/kg	
B-3704	BH	1/27/21		97.4	1,1-Dichloroethene		< 0.0043	mg/kg	
B-3704	BH	1/27/21		97.4	1,2-Dichloroethane		< 0.0043	mg/kg	
B-3704	BH	1/27/21		97.4	Bromodichloromethane		< 0.0043	mg/kg	
B-3704	BH	1/27/21		97.4	Bromoform		< 0.0043	mg/kg	
B-3704	BH	1/27/21		97.4	Carbon tetrachloride		< 0.0043	mg/kg	
B-3704	BH	1/27/21		97.4	Chloroform		< 0.0043	mg/kg	
B-3704	BH	1/27/21		97.4	Dibromochloromethane		< 0.0043	mg/kg	
B-3704	BH	1/27/21		97.4	Tetrachloroethene		< 0.0043	mg/kg	
B-3704	BH	1/27/21		97.4	Trichloroethene		< 0.0043	mg/kg	
B-3704	BH	1/27/21		97.4	Trichlorofluoromethane		< 0.0043	mg/kg	
B-3704	BH	1/27/21		97.4	Trichlorotrifluoroethane		< 0.0043	mg/kg	
B-3704	BH	1/27/21		97.4	Vinyl chloride		< 0.0043	mg/kg	
B-3704	BH	1/27/21		97.4	cis-1,2-Dichloroethene		< 0.0043	mg/kg	
B-3704	BH	1/27/21		97.4	trans-1,2-Dichloroethene		< 0.0043	mg/kg	
B-3704	BH	1/27/21	DUP	97.4	1,1,1-Trichloroethane		< 0.0041	mg/kg	
B-3704	BH	1/27/21	DUP	97.4	1,1,2-Trichloroethane		< 0.0041	mg/kg	
B-3704	BH	1/27/21	DUP	97.4	1,1-Dichloroethane		< 0.0041	mg/kg	
B-3704	BH	1/27/21	DUP	97.4	1,1-Dichloroethene		< 0.0041	mg/kg	
B-3704	BH	1/27/21	DUP	97.4	1,2-Dichloroethane		< 0.0041	mg/kg	
B-3704	BH	1/27/21	DUP	97.4	Bromodichloromethane		< 0.0041	mg/kg	
B-3704	BH	1/27/21	DUP	97.4	Bromoform		< 0.0041	mg/kg	
B-3704	BH	1/27/21	DUP	97.4	Carbon tetrachloride		< 0.0041	mg/kg	
B-3704	BH	1/27/21	DUP	97.4	Chloroform		< 0.0041	mg/kg	
B-3704	BH	1/27/21	DUP	97.4	Dibromochloromethane		< 0.0041	mg/kg	
B-3704	BH	1/27/21	DUP	97.4	Tetrachloroethene		< 0.0041	mg/kg	
B-3704	BH	1/27/21	DUP	97.4	Trichloroethene		< 0.0041	mg/kg	
B-3704	BH	1/27/21	DUP	97.4	Trichlorofluoromethane		< 0.0041	mg/kg	
B-3704	BH	1/27/21	DUP	97.4	Trichlorotrifluoroethane		< 0.0041	mg/kg	
B-3704	BH	1/27/21	DUP	97.4	Vinyl chloride		< 0.0041	mg/kg	
B-3704	BH	1/27/21	DUP	97.4	cis-1,2-Dichloroethene		< 0.0041	mg/kg	
B-3704	BH	1/27/21	DUP	97.4	trans-1,2-Dichloroethene		< 0.0041	mg/kg	
B-3704	BH	1/27/21		98.1	1,1,1-Trichloroethane		< 0.005	mg/kg	
B-3704	BH	1/27/21		98.1	1,1,2-Trichloroethane		< 0.005	mg/kg	
B-3704	BH	1/27/21		98.1	1,1-Dichloroethane		< 0.005	mg/kg	
B-3704	BH	1/27/21		98.1	1,1-Dichloroethene		< 0.005	mg/kg	
B-3704	BH	1/27/21		98.1	1,2-Dichloroethane		< 0.005	mg/kg	
B-3704	BH	1/27/21		98.1	Bromodichloromethane		< 0.005	mg/kg	
B-3704	BH	1/27/21		98.1	Bromoform		< 0.005	mg/kg	
B-3704	BH	1/27/21		98.1	Carbon tetrachloride		< 0.005	mg/kg	
B-3704	BH	1/27/21		98.1	Chloroform		< 0.005	mg/kg	
B-3704	BH	1/27/21		98.1	Dibromochloromethane		< 0.005	mg/kg	
B-3704	BH	1/27/21		98.1	Tetrachloroethene		< 0.005	mg/kg	
B-3704	BH	1/27/21		98.1	Trichloroethene		< 0.005	mg/kg	
B-3704	BH	1/27/21		98.1	Trichlorofluoromethane		< 0.005	mg/kg	
B-3704	BH	1/27/21		98.1	Trichlorotrifluoroethane		< 0.005	mg/kg	
B-3704	BH	1/27/21		98.1	Vinyl chloride		< 0.005	mg/kg	
B-3704	BH	1/27/21		98.1	cis-1,2-Dichloroethene		< 0.005	mg/kg	
B-3704	BH	1/27/21		98.1	trans-1,2-Dichloroethene		< 0.005	mg/kg	
B-3704	BH	1/27/21		98.2	1,1,1-Trichloroethane		< 0.0055	mg/kg	D
B-3704	BH	1/27/21		98.2	1,1,2-Trichloroethane		< 0.0055	mg/kg	D
B-3704	BH	1/27/21		98.2	1,1-Dichloroethane		< 0.0055	mg/kg	D
B-3704	BH	1/27/21		98.2	1,1-Dichloroethene		< 0.0055	mg/kg	D
B-3704	BH	1/27/21		98.2	1,2-Dichloroethane		< 0.0055	mg/kg	D
B-3704	BH	1/27/21		98.2	Bromodichloromethane		< 0.0055	mg/kg	D
B-3704	BH	1/27/21		98.2	Bromoform		< 0.0055	mg/kg	D
B-3704	BH	1/27/21		98.2	Carbon tetrachloride		< 0.0055	mg/kg	D
B-3704	BH	1/27/21		98.2	Chloroform		< 0.0055	mg/kg	D
B-3704	BH	1/27/21		98.2	Dibromochloromethane		< 0.0055	mg/kg	D
B-3704	BH	1/27/21		98.2	Tetrachloroethene		< 0.0055	mg/kg	D
B-3704	BH	1/27/21		98.2	Trichloroethene		< 0.0055	mg/kg	D
B-3704	BH	1/27/21		98.2	Trichlorofluoromethane		< 0.0055	mg/kg	D
B-3704	BH	1/27/21		98.2	Trichlorotrifluoroethane		< 0.0055	mg/kg	D
B-3704	BH	1/27/21		98.2	Vinyl chloride		< 0.0055	mg/kg	D
B-3704	BH	1/27/21		98.2	cis-1,2-Dichloroethene		< 0.0055	mg/kg	D
B-3704	BH	1/27/21		98.2	trans-1,2-Dichloroethene		< 0.0055	mg/kg	D
B-3704	BH	1/27/21		98.6	1,1,1-Trichloroethane		< 0.0038	mg/kg	
B-3704	BH	1/27/21		98.6	1,1,2-Trichloroethane		< 0.0038	mg/kg	
B-3704	BH	1/27/21		98.6	1,1-Dichloroethane		< 0.0038	mg/kg	
B-3704	BH	1/27/21		98.6	1,1-Dichloroethene		< 0.0038	mg/kg	
B-3704	BH	1/27/21		98.6	1,2-Dichloroethane		< 0.0038	mg/kg	
B-3704	BH	1/27/21		98.6	Bromodichloromethane		< 0.0038	mg/kg	
B-3704	BH	1/27/21		98.6	Bromoform		< 0.0038	mg/kg	
B-3704	BH	1/27/21		98.6	Carbon tetrachloride		< 0.0038	mg/kg	
B-3704	BH	1/27/21		98.6	Chloroform		< 0.0038	mg/kg	
B-3704	BH	1/27/21		98.6	Dibromochloromethane		< 0.0038	mg/kg	
B-3704	BH	1/27/21		98.6	Tetrachloroethene		< 0.0038	mg/kg	

Attachment 2. Table 3. Soil analytical data, Livermore Site, 2021.

Boring	Location Type	Date	Sample Type	Depth (ft)	Parameter	LOS Indicator	Result	Units	QA Flag
B-3704	BH	1/27/21		98.6	Trichloroethene		< 0.0038	mg/kg	
B-3704	BH	1/27/21		98.6	Trichlorofluoromethane		< 0.0038	mg/kg	
B-3704	BH	1/27/21		98.6	Trichlorotrifluoroethane		< 0.0038	mg/kg	
B-3704	BH	1/27/21		98.6	Vinyl chloride		< 0.0038	mg/kg	
B-3704	BH	1/27/21		98.6	cis-1,2-Dichloroethene		< 0.0038	mg/kg	
B-3704	BH	1/27/21		98.6	trans-1,2-Dichloroethene		< 0.0038	mg/kg	
B-3704	BH	1/27/21		100.2	1,1,1-Trichloroethane		< 0.0042	mg/kg	
B-3704	BH	1/27/21		100.2	1,1,2-Trichloroethane		< 0.0042	mg/kg	
B-3704	BH	1/27/21		100.2	1,1-Dichloroethane		< 0.0042	mg/kg	
B-3704	BH	1/27/21		100.2	1,1-Dichloroethene		< 0.0042	mg/kg	
B-3704	BH	1/27/21		100.2	1,2-Dichloroethane		< 0.0042	mg/kg	
B-3704	BH	1/27/21		100.2	Bromodichloromethane		< 0.0042	mg/kg	
B-3704	BH	1/27/21		100.2	Bromoform		< 0.0042	mg/kg	
B-3704	BH	1/27/21		100.2	Carbon tetrachloride		< 0.0042	mg/kg	
B-3704	BH	1/27/21		100.2	Chloroform		< 0.0042	mg/kg	
B-3704	BH	1/27/21		100.2	Dibromochloromethane		< 0.0042	mg/kg	
B-3704	BH	1/27/21		100.2	Tetrachloroethene		< 0.0042	mg/kg	
B-3704	BH	1/27/21		100.2	Trichloroethene		< 0.0042	mg/kg	
B-3704	BH	1/27/21		100.2	Trichlorofluoromethane		< 0.0042	mg/kg	
B-3704	BH	1/27/21		100.2	Trichlorotrifluoroethane		< 0.0042	mg/kg	
B-3704	BH	1/27/21		100.2	Vinyl chloride		< 0.0042	mg/kg	
B-3704	BH	1/27/21		100.2	cis-1,2-Dichloroethene		< 0.0042	mg/kg	
B-3704	BH	1/27/21		100.2	trans-1,2-Dichloroethene		< 0.0042	mg/kg	
B-3704	BH	1/27/21		100.4	1,1,1-Trichloroethane		< 0.0059	mg/kg	D
B-3704	BH	1/27/21		100.4	1,1,2-Trichloroethane		< 0.0059	mg/kg	D
B-3704	BH	1/27/21		100.4	1,1-Dichloroethane		< 0.0059	mg/kg	D
B-3704	BH	1/27/21		100.4	1,1-Dichloroethene		< 0.0059	mg/kg	D
B-3704	BH	1/27/21		100.4	1,2-Dichloroethane		< 0.0059	mg/kg	D
B-3704	BH	1/27/21		100.4	Bromodichloromethane		< 0.0059	mg/kg	D
B-3704	BH	1/27/21		100.4	Bromoform		< 0.0059	mg/kg	D
B-3704	BH	1/27/21		100.4	Carbon tetrachloride		< 0.0059	mg/kg	D
B-3704	BH	1/27/21		100.4	Chloroform		< 0.0059	mg/kg	D
B-3704	BH	1/27/21		100.4	Dibromochloromethane		< 0.0059	mg/kg	D
B-3704	BH	1/27/21		100.4	Tetrachloroethene		< 0.0059	mg/kg	D
B-3704	BH	1/27/21		100.4	Trichloroethene		< 0.0059	mg/kg	D
B-3704	BH	1/27/21		100.4	Trichlorofluoromethane		< 0.0059	mg/kg	D
B-3704	BH	1/27/21		100.4	Trichlorotrifluoroethane		< 0.0059	mg/kg	D
B-3704	BH	1/27/21		100.4	Vinyl chloride		< 0.0059	mg/kg	D
B-3704	BH	1/27/21		100.4	cis-1,2-Dichloroethene		< 0.0059	mg/kg	D
B-3704	BH	1/27/21		100.4	trans-1,2-Dichloroethene		< 0.0059	mg/kg	D
B-3704	BH	1/27/21		101	1,1,1-Trichloroethane		< 0.0042	mg/kg	
B-3704	BH	1/27/21		101	1,1,2-Trichloroethane		< 0.0042	mg/kg	
B-3704	BH	1/27/21		101	1,1-Dichloroethane		< 0.0042	mg/kg	
B-3704	BH	1/27/21		101	1,1-Dichloroethene		< 0.0042	mg/kg	
B-3704	BH	1/27/21		101	1,2-Dichloroethane		< 0.0042	mg/kg	
B-3704	BH	1/27/21		101	Bromodichloromethane		< 0.0042	mg/kg	
B-3704	BH	1/27/21		101	Bromoform		< 0.0042	mg/kg	
B-3704	BH	1/27/21		101	Carbon tetrachloride		< 0.0042	mg/kg	
B-3704	BH	1/27/21		101	Chloroform		< 0.0042	mg/kg	
B-3704	BH	1/27/21		101	Dibromochloromethane		< 0.0042	mg/kg	
B-3704	BH	1/27/21		101	Tetrachloroethene		< 0.0042	mg/kg	
B-3704	BH	1/27/21		101	Trichloroethene		< 0.0042	mg/kg	
B-3704	BH	1/27/21		101	Trichlorofluoromethane		< 0.0042	mg/kg	
B-3704	BH	1/27/21		101	Trichlorotrifluoroethane		< 0.0042	mg/kg	
B-3704	BH	1/27/21		101	Vinyl chloride		< 0.0042	mg/kg	
B-3704	BH	1/27/21		101	cis-1,2-Dichloroethene		< 0.0042	mg/kg	
B-3704	BH	1/27/21		101	trans-1,2-Dichloroethene		< 0.0042	mg/kg	
B-3704	BH	1/27/21		101.7	1,1,1-Trichloroethane		< 0.0039	mg/kg	
B-3704	BH	1/27/21		101.7	1,1,2-Trichloroethane		< 0.0039	mg/kg	
B-3704	BH	1/27/21		101.7	1,1-Dichloroethane		< 0.0039	mg/kg	
B-3704	BH	1/27/21		101.7	1,1-Dichloroethene		< 0.0039	mg/kg	
B-3704	BH	1/27/21		101.7	1,2-Dichloroethane		< 0.0039	mg/kg	
B-3704	BH	1/27/21		101.7	Bromodichloromethane		< 0.0039	mg/kg	
B-3704	BH	1/27/21		101.7	Bromoform		< 0.0039	mg/kg	
B-3704	BH	1/27/21		101.7	Carbon tetrachloride		< 0.0039	mg/kg	
B-3704	BH	1/27/21		101.7	Chloroform		< 0.0039	mg/kg	
B-3704	BH	1/27/21		101.7	Dibromochloromethane		< 0.0039	mg/kg	
B-3704	BH	1/27/21		101.7	Tetrachloroethene		< 0.0039	mg/kg	
B-3704	BH	1/27/21		101.7	Trichloroethene		< 0.0039	mg/kg	
B-3704	BH	1/27/21		101.7	Trichlorofluoromethane		< 0.0039	mg/kg	
B-3704	BH	1/27/21		101.7	Trichlorotrifluoroethane		< 0.0039	mg/kg	
B-3704	BH	1/27/21		101.7	Vinyl chloride		< 0.0039	mg/kg	
B-3704	BH	1/27/21		101.7	cis-1,2-Dichloroethene		< 0.0039	mg/kg	
B-3704	BH	1/27/21		101.7	trans-1,2-Dichloroethene		< 0.0039	mg/kg	
B-3704	BH	1/27/21		101.8	1,1,1-Trichloroethane		< 0.0041	mg/kg	
B-3704	BH	1/27/21		101.8	1,1,2-Trichloroethane		< 0.0041	mg/kg	
B-3704	BH	1/27/21		101.8	1,1-Dichloroethane		< 0.0041	mg/kg	
B-3704	BH	1/27/21		101.8	1,1-Dichloroethene		< 0.0041	mg/kg	
B-3704	BH	1/27/21		101.8	1,2-Dichloroethane		< 0.0041	mg/kg	
B-3704	BH	1/27/21		101.8	Bromodichloromethane		< 0.0041	mg/kg	

Attachment 2. Table 3. Soil analytical data, Livermore Site, 2021.

Boring	Location Type	Date	Sample Type	Depth (ft)	Parameter	LOS Indicator	Result	Units	QA Flag
B-3704	BH	1/27/21		101.8	Bromoform		< 0.0041	mg/kg	
B-3704	BH	1/27/21		101.8	Carbon tetrachloride		< 0.0041	mg/kg	
B-3704	BH	1/27/21		101.8	Chloroform		< 0.0041	mg/kg	
B-3704	BH	1/27/21		101.8	Dibromochloromethane		< 0.0041	mg/kg	
B-3704	BH	1/27/21		101.8	Tetrachloroethene		< 0.0041	mg/kg	
B-3704	BH	1/27/21		101.8	Trichloroethene		< 0.0041	mg/kg	
B-3704	BH	1/27/21		101.8	Trichlorofluoromethane		< 0.0041	mg/kg	
B-3704	BH	1/27/21		101.8	Trichlorotrifluoroethane		< 0.0041	mg/kg	
B-3704	BH	1/27/21		101.8	Vinyl chloride		< 0.0041	mg/kg	
B-3704	BH	1/27/21		101.8	cis-1,2-Dichloroethene		< 0.0041	mg/kg	
B-3704	BH	1/27/21		101.8	trans-1,2-Dichloroethene		< 0.0041	mg/kg	
B-3704	BH	1/27/21		102	1,1,1-Trichloroethane		< 0.007	mg/kg	D
B-3704	BH	1/27/21		102	1,1,2-Trichloroethane		< 0.007	mg/kg	D
B-3704	BH	1/27/21		102	1,1-Dichloroethane		< 0.007	mg/kg	D
B-3704	BH	1/27/21		102	1,1-Dichloroethene		< 0.007	mg/kg	D
B-3704	BH	1/27/21		102	1,2-Dichloroethane		< 0.007	mg/kg	D
B-3704	BH	1/27/21		102	Bromodichloromethane		< 0.007	mg/kg	D
B-3704	BH	1/27/21		102	Bromoform		< 0.007	mg/kg	D
B-3704	BH	1/27/21		102	Carbon tetrachloride		< 0.007	mg/kg	D
B-3704	BH	1/27/21		102	Chloroform		< 0.007	mg/kg	D
B-3704	BH	1/27/21		102	Dibromochloromethane		< 0.007	mg/kg	D
B-3704	BH	1/27/21		102	Tetrachloroethene		< 0.007	mg/kg	D
B-3704	BH	1/27/21		102	Trichloroethene		< 0.007	mg/kg	D
B-3704	BH	1/27/21		102	Trichlorofluoromethane		< 0.007	mg/kg	D
B-3704	BH	1/27/21		102	Trichlorotrifluoroethane		< 0.007	mg/kg	D
B-3704	BH	1/27/21		102	Vinyl chloride		< 0.007	mg/kg	D
B-3704	BH	1/27/21		102	cis-1,2-Dichloroethene		< 0.007	mg/kg	D
B-3704	BH	1/27/21		102	trans-1,2-Dichloroethene		< 0.007	mg/kg	D
B-3704	BH	1/27/21		103.2	1,1,1-Trichloroethane		< 0.0058	mg/kg	D
B-3704	BH	1/27/21		103.2	1,1,2-Trichloroethane		< 0.0058	mg/kg	D
B-3704	BH	1/27/21		103.2	1,1-Dichloroethane		< 0.0058	mg/kg	D
B-3704	BH	1/27/21		103.2	1,1-Dichloroethene		< 0.0058	mg/kg	D
B-3704	BH	1/27/21		103.2	1,2-Dichloroethane		< 0.0058	mg/kg	D
B-3704	BH	1/27/21		103.2	Bromodichloromethane		< 0.0058	mg/kg	D
B-3704	BH	1/27/21		103.2	Bromoform		< 0.0058	mg/kg	D
B-3704	BH	1/27/21		103.2	Carbon tetrachloride		< 0.0058	mg/kg	D
B-3704	BH	1/27/21		103.2	Chloroform		< 0.0058	mg/kg	D
B-3704	BH	1/27/21		103.2	Dibromochloromethane		< 0.0058	mg/kg	D
B-3704	BH	1/27/21		103.2	Tetrachloroethene		< 0.0058	mg/kg	D
B-3704	BH	1/27/21		103.2	Trichloroethene		< 0.0058	mg/kg	D
B-3704	BH	1/27/21		103.2	Trichlorofluoromethane		< 0.0058	mg/kg	D
B-3704	BH	1/27/21		103.2	Trichlorotrifluoroethane		< 0.0058	mg/kg	D
B-3704	BH	1/27/21		103.2	Vinyl chloride		< 0.0058	mg/kg	D
B-3704	BH	1/27/21		103.2	cis-1,2-Dichloroethene		< 0.0058	mg/kg	D
B-3704	BH	1/27/21		103.2	trans-1,2-Dichloroethene		< 0.0058	mg/kg	D
B-3704	BH	1/28/21		96	Acetate		< 0.54	mg/L	D
B-3704	BH	1/28/21		96	BAV1 reductase (bvcA)		< 5000	copies/g	
B-3704	BH	1/28/21		96	Butyrate		< 0.41	mg/L	D
B-3704	BH	1/28/21		96	Dehalobacter (Dhb)		< 5000	copies/g	
B-3704	BH	1/28/21		96	Dehalococcoides (Dhc)		< 5000	copies/g	
B-3704	BH	1/28/21		96	Desulfuromonas (Dsm)		< 5000	copies/g	
B-3704	BH	1/28/21		96	Formate		< 0.22	mg/L	D
B-3704	BH	1/28/21		96	Geobacter (Geo)		< 5000	copies/g	
B-3704	BH	1/28/21		96	Lactate		< 0.39	mg/L	D
B-3704	BH	1/28/21		96	Propionate		< 0.31	mg/L	D
B-3704	BH	1/28/21		96	Pyruvate		< 0.69	mg/L	D
B-3704	BH	1/28/21		96	Trichloroethene Reductase (tceA)		< 5000	copies/g	
B-3704	BH	1/28/21		96	Vinyl chloride reductase (vcrA)		< 5000	copies/g	
B-3704	BH	1/28/21		97.4	Acetate		< 0.54	mg/L	D
B-3704	BH	1/28/21		97.4	BAV1 reductase (bvcA)		< 5000	copies/g	
B-3704	BH	1/28/21		97.4	Butyrate		< 0.41	mg/L	D
B-3704	BH	1/28/21		97.4	Dehalobacter (Dhb)		< 5000	copies/g	
B-3704	BH	1/28/21		97.4	Dehalococcoides (Dhc)		< 5000	copies/g	
B-3704	BH	1/28/21		97.4	Desulfuromonas (Dsm)		< 5000	copies/g	
B-3704	BH	1/28/21		97.4	Formate		< 0.22	mg/L	D
B-3704	BH	1/28/21		97.4	Geobacter (Geo)		< 5000	copies/g	
B-3704	BH	1/28/21		97.4	Lactate		< 0.39	mg/L	D
B-3704	BH	1/28/21		97.4	Propionate		< 0.31	mg/L	D
B-3704	BH	1/28/21		97.4	Pyruvate		< 0.69	mg/L	D
B-3704	BH	1/28/21		97.4	Trichloroethene Reductase (tceA)		< 5000	copies/g	
B-3704	BH	1/28/21		97.4	Vinyl chloride reductase (vcrA)		< 5000	copies/g	
B-3704	BH	1/28/21		98.1	Acetate		< 0.54	mg/L	D
B-3704	BH	1/28/21		98.1	BAV1 reductase (bvcA)		< 5000	copies/g	
B-3704	BH	1/28/21		98.1	Butyrate		< 0.41	mg/L	D
B-3704	BH	1/28/21		98.1	Dehalobacter (Dhb)		< 5000	copies/g	
B-3704	BH	1/28/21		98.1	Dehalococcoides (Dhc)		< 5000	copies/g	
B-3704	BH	1/28/21		98.1	Desulfuromonas (Dsm)		< 5000	copies/g	
B-3704	BH	1/28/21		98.1	Formate		< 0.22	mg/L	D
B-3704	BH	1/28/21		98.1	Geobacter (Geo)		< 5000	copies/g	
B-3704	BH	1/28/21		98.1	Lactate		< 0.39	mg/L	D

Attachment 2. Table 3. Soil analytical data, Livermore Site, 2021.

Boring	Location Type	Date	Sample Type	Depth (ft)	Parameter	LOS Indicator	Result	Units	QA Flag
B-3704	BH	1/28/21		98.1	Propionate	<	0.31	mg/L	D
B-3704	BH	1/28/21		98.1	Pyruvate	<	0.69	mg/L	D
B-3704	BH	1/28/21		98.1	Trichloroethene Reductase (tceA)	<	5000	copies/g	
B-3704	BH	1/28/21		98.1	Vinyl chloride reductase (vcrA)	<	5000	copies/g	
B-3704	BH	1/28/21		98.2	Acetate	<	0.54	mg/L	D
B-3704	BH	1/28/21		98.2	BAV1 reductase (bvcA)	<	7000	copies/g	
B-3704	BH	1/28/21		98.2	Butyrate	<	0.41	mg/L	D
B-3704	BH	1/28/21		98.2	Dehalobacter (Dhb)	<	7000	copies/g	
B-3704	BH	1/28/21		98.2	Dehalococcoides (Dhc)	<	7000	copies/g	
B-3704	BH	1/28/21		98.2	Desulfuromonas (Dsm)	<	7000	copies/g	
B-3704	BH	1/28/21		98.2	Formate	<	0.22	mg/L	D
B-3704	BH	1/28/21		98.2	Geobacter (Geo)	<	7000	copies/g	
B-3704	BH	1/28/21		98.2	Lactate	<	0.39	mg/L	D
B-3704	BH	1/28/21		98.2	Propionate	<	0.31	mg/L	D
B-3704	BH	1/28/21		98.2	Pyruvate	<	0.69	mg/L	D
B-3704	BH	1/28/21		98.2	Trichloroethene Reductase (tceA)	<	7000	copies/g	
B-3704	BH	1/28/21		98.2	Vinyl chloride reductase (vcrA)	<	7000	copies/g	
B-3704	BH	1/28/21		98.6	Acetate	<	0.54	mg/L	D
B-3704	BH	1/28/21		98.6	BAV1 reductase (bvcA)	<	7000	copies/g	
B-3704	BH	1/28/21		98.6	Butyrate	<	0.41	mg/L	D
B-3704	BH	1/28/21		98.6	Dehalobacter (Dhb)	<	7000	copies/g	
B-3704	BH	1/28/21		98.6	Dehalococcoides (Dhc)	<	7000	copies/g	
B-3704	BH	1/28/21		98.6	Desulfuromonas (Dsm)	<	7000	copies/g	
B-3704	BH	1/28/21		98.6	Formate		0.67	mg/L	D
B-3704	BH	1/28/21		98.6	Geobacter (Geo)	<	7000	copies/g	
B-3704	BH	1/28/21		98.6	Lactate	<	0.39	mg/L	D
B-3704	BH	1/28/21		98.6	Propionate	<	0.31	mg/L	D
B-3704	BH	1/28/21		98.6	Pyruvate	<	0.69	mg/L	D
B-3704	BH	1/28/21		98.6	Trichloroethene Reductase (tceA)	<	7000	copies/g	
B-3704	BH	1/28/21		98.6	Vinyl chloride reductase (vcrA)	<	7000	copies/g	
B-3704	BH	1/28/21		100.2	Acetate	<	0.54	mg/L	D
B-3704	BH	1/28/21		100.2	BAV1 reductase (bvcA)	<	6000	copies/g	
B-3704	BH	1/28/21		100.2	Butyrate	<	0.41	mg/L	D
B-3704	BH	1/28/21		100.2	Dehalobacter (Dhb)	<	6000	copies/g	
B-3704	BH	1/28/21		100.2	Dehalococcoides (Dhc)	<	6000	copies/g	
B-3704	BH	1/28/21		100.2	Desulfuromonas (Dsm)	<	6000	copies/g	
B-3704	BH	1/28/21		100.2	Formate	<	0.22	mg/L	D
B-3704	BH	1/28/21		100.2	Geobacter (Geo)	<	6000	copies/g	
B-3704	BH	1/28/21		100.2	Lactate	<	0.39	mg/L	D
B-3704	BH	1/28/21		100.2	Propionate	<	0.31	mg/L	D
B-3704	BH	1/28/21		100.2	Pyruvate	<	0.69	mg/L	D
B-3704	BH	1/28/21		100.2	Trichloroethene Reductase (tceA)	<	6000	copies/g	
B-3704	BH	1/28/21		100.2	Vinyl chloride reductase (vcrA)	<	6000	copies/g	
B-3704	BH	1/28/21		100.4	Acetate	<	0.54	mg/L	D
B-3704	BH	1/28/21		100.4	BAV1 reductase (bvcA)	<	5000	copies/g	
B-3704	BH	1/28/21		100.4	Butyrate	<	0.41	mg/L	D
B-3704	BH	1/28/21		100.4	Dehalobacter (Dhb)	<	5000	copies/g	
B-3704	BH	1/28/21		100.4	Dehalococcoides (Dhc)	<	5000	copies/g	
B-3704	BH	1/28/21		100.4	Desulfuromonas (Dsm)	<	5000	copies/g	
B-3704	BH	1/28/21		100.4	Formate	<	0.22	mg/L	D
B-3704	BH	1/28/21		100.4	Geobacter (Geo)	<	5000	copies/g	
B-3704	BH	1/28/21		100.4	Lactate	<	0.39	mg/L	D
B-3704	BH	1/28/21		100.4	Propionate	<	0.31	mg/L	D
B-3704	BH	1/28/21		100.4	Pyruvate	<	0.69	mg/L	D
B-3704	BH	1/28/21		100.4	Trichloroethene Reductase (tceA)	<	5000	copies/g	
B-3704	BH	1/28/21		100.4	Vinyl chloride reductase (vcrA)	<	5000	copies/g	
B-3704	BH	1/28/21		101	Acetate		36.85	mg/L	D
B-3704	BH	1/28/21		101	BAV1 reductase (bvcA)	<	5000	copies/g	
B-3704	BH	1/28/21		101	Butyrate		2.66	mg/L	D
B-3704	BH	1/28/21		101	Dehalobacter (Dhb)	<	5000	copies/g	
B-3704	BH	1/28/21		101	Dehalococcoides (Dhc)	<	5000	copies/g	
B-3704	BH	1/28/21		101	Desulfuromonas (Dsm)	<	5000	copies/g	
B-3704	BH	1/28/21		101	Formate		0.59	mg/L	D
B-3704	BH	1/28/21		101	Geobacter (Geo)		5000	copies/g	E
B-3704	BH	1/28/21		101	Lactate	<	0.39	mg/L	D
B-3704	BH	1/28/21		101	Propionate		9.8	mg/L	D
B-3704	BH	1/28/21		101	Pyruvate	<	0.69	mg/L	D
B-3704	BH	1/28/21		101	Trichloroethene Reductase (tceA)	<	5000	copies/g	
B-3704	BH	1/28/21		101	Vinyl chloride reductase (vcrA)	<	5000	copies/g	
B-3704	BH	1/28/21		101.7	Acetate		107.8	mg/L	D
B-3704	BH	1/28/21		101.7	BAV1 reductase (bvcA)	<	5000	copies/g	
B-3704	BH	1/28/21		101.7	Butyrate		29.76	mg/L	D
B-3704	BH	1/28/21		101.7	Dehalobacter (Dhb)	<	5000	copies/g	
B-3704	BH	1/28/21		101.7	Dehalococcoides (Dhc)	<	5000	copies/g	
B-3704	BH	1/28/21		101.7	Desulfuromonas (Dsm)	<	5000	copies/g	
B-3704	BH	1/28/21		101.7	Formate		1.82	mg/L	D
B-3704	BH	1/28/21		101.7	Geobacter (Geo)	<	5000	copies/g	E
B-3704	BH	1/28/21		101.7	Lactate		1.41	mg/L	D
B-3704	BH	1/28/21		101.7	Propionate		45.84	mg/L	D
B-3704	BH	1/28/21		101.7	Pyruvate	<	0.69	mg/L	D

Attachment 2. Table 3. Soil analytical data, Livermore Site, 2021.

Boring	Location Type	Date	Sample Type	Depth (ft)	Parameter	LOS Indicator	Result	Units	QA Flag
B-3704	BH	1/28/21		101.7	Trichloroethene Reductase (tceA)	<	5000	copies/g	
B-3704	BH	1/28/21		101.7	Vinyl chloride reductase (vcrA)	<	5000	copies/g	
B-3704	BH	1/28/21		101.8	Acetate		219.12	mg/L	D
B-3704	BH	1/28/21		101.8	BAV1 reductase (bvcA)	<	7000	copies/g	
B-3704	BH	1/28/21		101.8	Butyrate		49.48	mg/L	D
B-3704	BH	1/28/21		101.8	Dehalobacter (Dhb)	<	7000	copies/g	
B-3704	BH	1/28/21		101.8	Dehalococcoides (Dhc)	<	7000	copies/g	
B-3704	BH	1/28/21		101.8	Desulfuromonas (Dsm)	<	7000	copies/g	
B-3704	BH	1/28/21		101.8	Formate		1.25	mg/L	D
B-3704	BH	1/28/21		101.8	Geobacter (Geo)	<	7000	copies/g	
B-3704	BH	1/28/21		101.8	Lactate		0.97	mg/L	D
B-3704	BH	1/28/21		101.8	Propionate		98.98	mg/L	D
B-3704	BH	1/28/21		101.8	Pyruvate	<	0.69	mg/L	D
B-3704	BH	1/28/21		101.8	Trichloroethene Reductase (tceA)	<	7000	copies/g	
B-3704	BH	1/28/21		101.8	Vinyl chloride reductase (vcrA)	<	7000	copies/g	
B-3704	BH	1/28/21		102	Acetate		188.63	mg/L	D
B-3704	BH	1/28/21		102	BAV1 reductase (bvcA)	<	6000	copies/g	
B-3704	BH	1/28/21		102	Butyrate		26.17	mg/L	D
B-3704	BH	1/28/21		102	Dehalobacter (Dhb)	<	6000	copies/g	
B-3704	BH	1/28/21		102	Dehalococcoides (Dhc)	<	6000	copies/g	
B-3704	BH	1/28/21		102	Desulfuromonas (Dsm)	<	6000	copies/g	
B-3704	BH	1/28/21		102	Formate		1.44	mg/L	D
B-3704	BH	1/28/21		102	Geobacter (Geo)	<	6000	copies/g	E
B-3704	BH	1/28/21		102	Lactate	<	0.39	mg/L	D
B-3704	BH	1/28/21		102	Propionate		77.37	mg/L	D
B-3704	BH	1/28/21		102	Pyruvate	<	0.69	mg/L	D
B-3704	BH	1/28/21		102	Trichloroethene Reductase (tceA)	<	6000	copies/g	
B-3704	BH	1/28/21		102	Vinyl chloride reductase (vcrA)	<	6000	copies/g	
B-3704	BH	1/28/21		112	1,1,1-Trichloroethane	<	0.005	mg/kg	D
B-3704	BH	1/28/21		112	1,1,2-Trichloroethane	<	0.005	mg/kg	D
B-3704	BH	1/28/21		112	1,1-Dichloroethane	<	0.005	mg/kg	D
B-3704	BH	1/28/21		112	1,1-Dichloroethene	<	0.005	mg/kg	D
B-3704	BH	1/28/21		112	1,2-Dichloroethane	<	0.005	mg/kg	D
B-3704	BH	1/28/21		112	Bromodichloromethane	<	0.005	mg/kg	D
B-3704	BH	1/28/21		112	Bromoform	<	0.005	mg/kg	D
B-3704	BH	1/28/21		112	Carbon tetrachloride	<	0.005	mg/kg	D
B-3704	BH	1/28/21		112	Chloroform	<	0.005	mg/kg	D
B-3704	BH	1/28/21		112	Dibromochloromethane	<	0.005	mg/kg	D
B-3704	BH	1/28/21		112	Tetrachloroethene	<	0.005	mg/kg	D
B-3704	BH	1/28/21		112	Trichloroethene	<	0.005	mg/kg	D
B-3704	BH	1/28/21		112	Trichlorofluoromethane	<	0.005	mg/kg	D
B-3704	BH	1/28/21		112	Trichlorotrifluoroethane	<	0.005	mg/kg	D
B-3704	BH	1/28/21		112	Vinyl chloride	<	0.005	mg/kg	D
B-3704	BH	1/28/21		112	cis-1,2-Dichloroethene	<	0.005	mg/kg	D
B-3704	BH	1/28/21		112	trans-1,2-Dichloroethene	<	0.005	mg/kg	D
B-3704	BH	1/28/21		112	Acetate		2166	mg/L	D
B-3704	BH	1/28/21		112	BAV1 reductase (bvcA)	<	4000	copies/g	
B-3704	BH	1/28/21		112	Butyrate		1372	mg/L	D
B-3704	BH	1/28/21		112	Dehalobacter (Dhb)	<	4000	copies/g	
B-3704	BH	1/28/21		112	Dehalococcoides (Dhc)	<	4000	copies/g	
B-3704	BH	1/28/21		112	Desulfuromonas (Dsm)	<	4000	copies/g	
B-3704	BH	1/28/21		112	Formate		25.4	mg/L	D
B-3704	BH	1/28/21		112	Geobacter (Geo)		20000	copies/g	
B-3704	BH	1/28/21		112	Lactate		552.54	mg/L	D
B-3704	BH	1/28/21		112	Propionate		394	mg/L	D
B-3704	BH	1/28/21		112	Pyruvate	<	14	mg/L	D
B-3704	BH	1/28/21		112	Trichloroethene Reductase (tceA)	<	4000	copies/g	
B-3704	BH	1/28/21		112	Vinyl chloride reductase (vcrA)	<	4000	copies/g	
B-3704	BH	1/28/21		112.6	1,1,1-Trichloroethane	<	0.0044	mg/kg	
B-3704	BH	1/28/21		112.6	1,1,2-Trichloroethane	<	0.0044	mg/kg	
B-3704	BH	1/28/21		112.6	1,1-Dichloroethane	<	0.0044	mg/kg	
B-3704	BH	1/28/21		112.6	1,1-Dichloroethene	<	0.0044	mg/kg	
B-3704	BH	1/28/21		112.6	1,2-Dichloroethane	<	0.0044	mg/kg	
B-3704	BH	1/28/21		112.6	Bromodichloromethane	<	0.0044	mg/kg	
B-3704	BH	1/28/21		112.6	Bromoform	<	0.0044	mg/kg	
B-3704	BH	1/28/21		112.6	Carbon tetrachloride	<	0.0044	mg/kg	
B-3704	BH	1/28/21		112.6	Chloroform	<	0.0044	mg/kg	
B-3704	BH	1/28/21		112.6	Dibromochloromethane	<	0.0044	mg/kg	
B-3704	BH	1/28/21		112.6	Tetrachloroethene	<	0.0044	mg/kg	
B-3704	BH	1/28/21		112.6	Trichloroethene	<	0.0044	mg/kg	
B-3704	BH	1/28/21		112.6	Trichlorofluoromethane	<	0.0044	mg/kg	
B-3704	BH	1/28/21		112.6	Trichlorotrifluoroethane	<	0.0044	mg/kg	
B-3704	BH	1/28/21		112.6	Vinyl chloride	<	0.0044	mg/kg	
B-3704	BH	1/28/21		112.6	cis-1,2-Dichloroethene	<	0.0044	mg/kg	
B-3704	BH	1/28/21		112.6	trans-1,2-Dichloroethene	<	0.0044	mg/kg	
B-3704	BH	1/28/21		112.6	Acetate		1712.28	mg/L	D
B-3704	BH	1/28/21		112.6	BAV1 reductase (bvcA)	<	6000	copies/g	
B-3704	BH	1/28/21		112.6	Butyrate		1091	mg/L	D
B-3704	BH	1/28/21		112.6	Dehalobacter (Dhb)	<	6000	copies/g	
B-3704	BH	1/28/21		112.6	Dehalococcoides (Dhc)	<	6000	copies/g	

Attachment 2. Table 3. Soil analytical data, Livermore Site, 2021.

Boring	Location Type	Date	Sample Type	Depth (ft)	Parameter	LOS Indicator	Result	Units	QA Flag
B-3704	BH	1/28/21		112.6	Desulfuromonas (Dsm)		< 6000	copies/g	
B-3704	BH	1/28/21		112.6	Formate		< 4.4	mg/L	D
B-3704	BH	1/28/21		112.6	Geobacter (Geo)		6000	copies/g	E
B-3704	BH	1/28/21		112.6	Lactate		213.94	mg/L	D
B-3704	BH	1/28/21		112.6	Propionate		348	mg/L	D
B-3704	BH	1/28/21		112.6	Pyruvate		15	mg/L	D
B-3704	BH	1/28/21		112.6	Trichloroethene Reductase (tceA)		< 6000	copies/g	
B-3704	BH	1/28/21		112.6	Vinyl chloride reductase (vcrA)		< 6000	copies/g	
B-3704	BH	1/28/21		112.7	1,1,1-Trichloroethane		< 0.0044	mg/kg	
B-3704	BH	1/28/21		112.7	1,1,2-Trichloroethane		< 0.0044	mg/kg	
B-3704	BH	1/28/21		112.7	1,1-Dichloroethane		< 0.0044	mg/kg	
B-3704	BH	1/28/21		112.7	1,1-Dichloroethene		< 0.0044	mg/kg	
B-3704	BH	1/28/21		112.7	1,2-Dichloroethane		< 0.0044	mg/kg	
B-3704	BH	1/28/21		112.7	Bromodichloromethane		< 0.0044	mg/kg	
B-3704	BH	1/28/21		112.7	Bromoform		< 0.0044	mg/kg	
B-3704	BH	1/28/21		112.7	Carbon tetrachloride		< 0.0044	mg/kg	
B-3704	BH	1/28/21		112.7	Chloroform		< 0.0044	mg/kg	
B-3704	BH	1/28/21		112.7	Dibromochloromethane		< 0.0044	mg/kg	
B-3704	BH	1/28/21		112.7	Tetrachloroethene		< 0.0044	mg/kg	
B-3704	BH	1/28/21		112.7	Trichloroethene		< 0.0044	mg/kg	
B-3704	BH	1/28/21		112.7	Trichlorofluoromethane		< 0.0044	mg/kg	
B-3704	BH	1/28/21		112.7	Trichlorotrifluoroethane		< 0.0044	mg/kg	
B-3704	BH	1/28/21		112.7	Vinyl chloride		< 0.0044	mg/kg	
B-3704	BH	1/28/21		112.7	cis-1,2-Dichloroethene		< 0.0044	mg/kg	
B-3704	BH	1/28/21		112.7	trans-1,2-Dichloroethene		< 0.0044	mg/kg	
B-3704	BH	1/28/21		112.7	Acetate		1481.25	mg/L	D
B-3704	BH	1/28/21		112.7	BAV1 reductase (bvcA)		< 7000	copies/g	
B-3704	BH	1/28/21		112.7	Butyrate		855	mg/L	D
B-3704	BH	1/28/21		112.7	Dehalobacter (Dhb)		< 7000	copies/g	
B-3704	BH	1/28/21		112.7	Dehalococcoides (Dhc)		< 7000	copies/g	
B-3704	BH	1/28/21		112.7	Desulfuromonas (Dsm)		< 7000	copies/g	
B-3704	BH	1/28/21		112.7	Formate		< 4.4	mg/L	D
B-3704	BH	1/28/21		112.7	Geobacter (Geo)		30000	copies/g	
B-3704	BH	1/28/21		112.7	Lactate		< 7.8	mg/L	D
B-3704	BH	1/28/21		112.7	Propionate		381	mg/L	D
B-3704	BH	1/28/21		112.7	Pyruvate		< 14	mg/L	D
B-3704	BH	1/28/21		112.7	Trichloroethene Reductase (tceA)		< 7000	copies/g	
B-3704	BH	1/28/21		112.7	Vinyl chloride reductase (vcrA)		< 7000	copies/g	
B-3704	BH	1/28/21		112.9	1,1,1-Trichloroethane		< 0.005	mg/kg	
B-3704	BH	1/28/21		112.9	1,1,2-Trichloroethane		< 0.005	mg/kg	
B-3704	BH	1/28/21		112.9	1,1-Dichloroethane		< 0.005	mg/kg	
B-3704	BH	1/28/21		112.9	1,1-Dichloroethene		< 0.005	mg/kg	
B-3704	BH	1/28/21		112.9	1,2-Dichloroethane		< 0.005	mg/kg	
B-3704	BH	1/28/21		112.9	Bromodichloromethane		< 0.005	mg/kg	
B-3704	BH	1/28/21		112.9	Bromoform		< 0.005	mg/kg	
B-3704	BH	1/28/21		112.9	Carbon tetrachloride		< 0.005	mg/kg	
B-3704	BH	1/28/21		112.9	Chloroform		< 0.005	mg/kg	
B-3704	BH	1/28/21		112.9	Dibromochloromethane		< 0.005	mg/kg	
B-3704	BH	1/28/21		112.9	Tetrachloroethene		< 0.005	mg/kg	
B-3704	BH	1/28/21		112.9	Trichloroethene		< 0.005	mg/kg	
B-3704	BH	1/28/21		112.9	Trichlorofluoromethane		< 0.005	mg/kg	
B-3704	BH	1/28/21		112.9	Trichlorotrifluoroethane		< 0.005	mg/kg	
B-3704	BH	1/28/21		112.9	Vinyl chloride		< 0.005	mg/kg	
B-3704	BH	1/28/21		112.9	cis-1,2-Dichloroethene		< 0.005	mg/kg	
B-3704	BH	1/28/21		112.9	trans-1,2-Dichloroethene		< 0.005	mg/kg	
B-3704	BH	1/28/21		112.9	Acetate		1311	mg/L	D
B-3704	BH	1/28/21		112.9	BAV1 reductase (bvcA)		< 6000	copies/g	
B-3704	BH	1/28/21		112.9	Butyrate		704	mg/L	D
B-3704	BH	1/28/21		112.9	Dehalobacter (Dhb)		< 6000	copies/g	
B-3704	BH	1/28/21		112.9	Dehalococcoides (Dhc)		< 6000	copies/g	
B-3704	BH	1/28/21		112.9	Desulfuromonas (Dsm)		< 6000	copies/g	
B-3704	BH	1/28/21		112.9	Formate		< 4.4	mg/L	D
B-3704	BH	1/28/21		112.9	Geobacter (Geo)		20000	copies/g	
B-3704	BH	1/28/21		112.9	Lactate		< 7.8	mg/L	D
B-3704	BH	1/28/21		112.9	Propionate		331	mg/L	D
B-3704	BH	1/28/21		112.9	Pyruvate		< 14	mg/L	D
B-3704	BH	1/28/21		112.9	Trichloroethene Reductase (tceA)		< 6000	copies/g	
B-3704	BH	1/28/21		112.9	Vinyl chloride reductase (vcrA)		< 6000	copies/g	
B-3721	CP	10/7/20		90.1	1,1,1-Trichloroethane		< 0.0034	mg/kg	
B-3721	CP	10/7/20		90.1	1,1,2-Trichloroethane		< 0.0034	mg/kg	
B-3721	CP	10/7/20		90.1	1,1-Dichloroethane		< 0.0034	mg/kg	
B-3721	CP	10/7/20		90.1	1,1-Dichloroethene		< 0.0034	mg/kg	
B-3721	CP	10/7/20		90.1	1,2-Dichloroethane		< 0.0034	mg/kg	
B-3721	CP	10/7/20		90.1	Bromodichloromethane		< 0.0034	mg/kg	
B-3721	CP	10/7/20		90.1	Bromoform		< 0.0034	mg/kg	
B-3721	CP	10/7/20		90.1	Carbon tetrachloride		< 0.0034	mg/kg	
B-3721	CP	10/7/20		90.1	Chloroform		< 0.0034	mg/kg	
B-3721	CP	10/7/20		90.1	Dibromochloromethane		< 0.0034	mg/kg	
B-3721	CP	10/7/20		90.1	Tetrachloroethene		< 0.0034	mg/kg	
B-3721	CP	10/7/20		90.1	Trichloroethene		< 0.0034	mg/kg	

Attachment 2. Table 3. Soil analytical data, Livermore Site, 2021.

Boring	Location Type	Date	Sample Type	Depth (ft)	Parameter	LOS Indicator	Result	Units	QA Flag
B-3721	CP	10/7/20		90.1	Trichlorofluoromethane		< 0.0034	mg/kg	
B-3721	CP	10/7/20		90.1	Trichlorotrifluoroethane		< 0.0034	mg/kg	
B-3721	CP	10/7/20		90.1	Vinyl chloride		< 0.0034	mg/kg	
B-3721	CP	10/7/20		90.1	cis-1,2-Dichloroethene		< 0.0034	mg/kg	
B-3721	CP	10/7/20		90.1	trans-1,2-Dichloroethene		< 0.0034	mg/kg	
B-3721	CP	10/7/20		100.6	1,1,1-Trichloroethane		< 0.0058	mg/kg	DJ
B-3721	CP	10/7/20		100.6	1,1,2-Trichloroethane		< 0.0058	mg/kg	DJ
B-3721	CP	10/7/20		100.6	1,1-Dichloroethane		< 0.0058	mg/kg	DJ
B-3721	CP	10/7/20		100.6	1,1-Dichloroethene		< 0.0058	mg/kg	DJ
B-3721	CP	10/7/20		100.6	1,2-Dichloroethane		< 0.0058	mg/kg	DJ
B-3721	CP	10/7/20		100.6	Bromodichloromethane		< 0.0058	mg/kg	DJ
B-3721	CP	10/7/20		100.6	Bromoform		< 0.0058	mg/kg	DJ
B-3721	CP	10/7/20		100.6	Carbon tetrachloride		< 0.0058	mg/kg	DJ
B-3721	CP	10/7/20		100.6	Chloroform		< 0.0058	mg/kg	DJ
B-3721	CP	10/7/20		100.6	Dibromochloromethane		< 0.0058	mg/kg	DJ
B-3721	CP	10/7/20		100.6	Tetrachloroethene		< 0.0058	mg/kg	DJ
B-3721	CP	10/7/20		100.6	Trichloroethene		< 0.0058	mg/kg	DJ
B-3721	CP	10/7/20		100.6	Trichlorofluoromethane		< 0.0058	mg/kg	DJ
B-3721	CP	10/7/20		100.6	Trichlorotrifluoroethane		< 0.0058	mg/kg	DJ
B-3721	CP	10/7/20		100.6	Vinyl chloride		< 0.0058	mg/kg	DJ
B-3721	CP	10/7/20		100.6	cis-1,2-Dichloroethene		< 0.0058	mg/kg	DJ
B-3721	CP	10/7/20		100.6	trans-1,2-Dichloroethene		< 0.0058	mg/kg	DJ
B-3721	CP	10/7/20		110.6	1,1,1-Trichloroethane		< 0.006	mg/kg	D
B-3721	CP	10/7/20		110.6	1,1,2-Trichloroethane		< 0.006	mg/kg	D
B-3721	CP	10/7/20		110.6	1,1-Dichloroethane		< 0.006	mg/kg	D
B-3721	CP	10/7/20		110.6	1,1-Dichloroethene		< 0.006	mg/kg	D
B-3721	CP	10/7/20		110.6	1,2-Dichloroethane		< 0.006	mg/kg	D
B-3721	CP	10/7/20		110.6	Bromodichloromethane		< 0.006	mg/kg	D
B-3721	CP	10/7/20		110.6	Bromoform		< 0.006	mg/kg	D
B-3721	CP	10/7/20		110.6	Carbon tetrachloride		< 0.006	mg/kg	D
B-3721	CP	10/7/20		110.6	Chloroform		< 0.006	mg/kg	D
B-3721	CP	10/7/20		110.6	Dibromochloromethane		< 0.006	mg/kg	D
B-3721	CP	10/7/20		110.6	Tetrachloroethene		< 0.006	mg/kg	D
B-3721	CP	10/7/20		110.6	Trichloroethene		< 0.006	mg/kg	D
B-3721	CP	10/7/20		110.6	Trichlorofluoromethane		< 0.006	mg/kg	D
B-3721	CP	10/7/20		110.6	Trichlorotrifluoroethane		< 0.006	mg/kg	D
B-3721	CP	10/7/20		110.6	Vinyl chloride		< 0.006	mg/kg	D
B-3721	CP	10/7/20		110.6	cis-1,2-Dichloroethene		< 0.006	mg/kg	D
B-3721	CP	10/7/20		110.6	trans-1,2-Dichloroethene		< 0.006	mg/kg	D
B-3721	CP	10/7/20		120.4	1,1,1-Trichloroethane		< 0.005	mg/kg	
B-3721	CP	10/7/20		120.4	1,1,2-Trichloroethane		< 0.005	mg/kg	
B-3721	CP	10/7/20		120.4	1,1-Dichloroethane		< 0.005	mg/kg	
B-3721	CP	10/7/20		120.4	1,1-Dichloroethene		< 0.005	mg/kg	
B-3721	CP	10/7/20		120.4	1,2-Dichloroethane		< 0.005	mg/kg	
B-3721	CP	10/7/20		120.4	Bromodichloromethane		< 0.005	mg/kg	
B-3721	CP	10/7/20		120.4	Bromoform		< 0.005	mg/kg	
B-3721	CP	10/7/20		120.4	Carbon tetrachloride		< 0.005	mg/kg	
B-3721	CP	10/7/20		120.4	Chloroform		< 0.005	mg/kg	
B-3721	CP	10/7/20		120.4	Dibromochloromethane		< 0.005	mg/kg	
B-3721	CP	10/7/20		120.4	Tetrachloroethene		< 0.005	mg/kg	
B-3721	CP	10/7/20		120.4	Trichloroethene		0.011	mg/kg	
B-3721	CP	10/7/20		120.4	Trichlorofluoromethane		< 0.005	mg/kg	
B-3721	CP	10/7/20		120.4	Trichlorotrifluoroethane		< 0.005	mg/kg	
B-3721	CP	10/7/20		120.4	Vinyl chloride		< 0.005	mg/kg	
B-3721	CP	10/7/20		120.4	cis-1,2-Dichloroethene		< 0.005	mg/kg	
B-3721	CP	10/7/20		120.4	trans-1,2-Dichloroethene		< 0.005	mg/kg	
B-3721	CP	10/7/20		129.9	1,1,1-Trichloroethane		< 0.005	mg/kg	D
B-3721	CP	10/7/20		129.9	1,1,2-Trichloroethane		< 0.005	mg/kg	D
B-3721	CP	10/7/20		129.9	1,1-Dichloroethane		< 0.005	mg/kg	D
B-3721	CP	10/7/20		129.9	1,1-Dichloroethene		0.005	mg/kg	D
B-3721	CP	10/7/20		129.9	1,2-Dichloroethane		< 0.005	mg/kg	D
B-3721	CP	10/7/20		129.9	Bromodichloromethane		< 0.005	mg/kg	D
B-3721	CP	10/7/20		129.9	Bromoform		< 0.005	mg/kg	D
B-3721	CP	10/7/20		129.9	Carbon tetrachloride		< 0.005	mg/kg	D
B-3721	CP	10/7/20		129.9	Chloroform		< 0.005	mg/kg	D
B-3721	CP	10/7/20		129.9	Dibromochloromethane		< 0.005	mg/kg	D
B-3721	CP	10/7/20		129.9	Tetrachloroethene		0.0062	mg/kg	D
B-3721	CP	10/7/20		129.9	Trichloroethene		0.34	mg/kg	D
B-3721	CP	10/7/20		129.9	Trichlorofluoromethane		< 0.005	mg/kg	D
B-3721	CP	10/7/20		129.9	Trichlorotrifluoroethane		0.0058	mg/kg	D
B-3721	CP	10/7/20		129.9	Vinyl chloride		< 0.005	mg/kg	D
B-3721	CP	10/7/20		129.9	cis-1,2-Dichloroethene		< 0.005	mg/kg	D
B-3721	CP	10/7/20		129.9	trans-1,2-Dichloroethene		< 0.005	mg/kg	D
B-3721	CP	10/7/20		135	1,1,1-Trichloroethane		< 0.005	mg/kg	D
B-3721	CP	10/7/20		135	1,1,2-Trichloroethane		< 0.005	mg/kg	D
B-3721	CP	10/7/20		135	1,1-Dichloroethane		< 0.005	mg/kg	D
B-3721	CP	10/7/20		135	1,1-Dichloroethene		< 0.005	mg/kg	D
B-3721	CP	10/7/20		135	1,2-Dichloroethane		< 0.005	mg/kg	D
B-3721	CP	10/7/20		135	Bromodichloromethane		< 0.005	mg/kg	D
B-3721	CP	10/7/20		135	Bromoform		< 0.005	mg/kg	D

Attachment 2. Table 3. Soil analytical data, Livermore Site, 2021.

Boring	Location Type	Date	Sample Type	Depth (ft)	Parameter	LOS Indicator	Result	Units	QA Flag
B-3721	CP	10/7/20		135	Carbon tetrachloride		< 0.005	mg/kg	D
B-3721	CP	10/7/20		135	Chloroform		< 0.005	mg/kg	D
B-3721	CP	10/7/20		135	Dibromochloromethane		< 0.005	mg/kg	D
B-3721	CP	10/7/20		135	Tetrachloroethene		< 0.005	mg/kg	D
B-3721	CP	10/7/20		135	Trichloroethene		0.0056	mg/kg	D
B-3721	CP	10/7/20		135	Trichlorofluoromethane		< 0.005	mg/kg	D
B-3721	CP	10/7/20		135	Trichlorotrifluoroethane		< 0.005	mg/kg	D
B-3721	CP	10/7/20		135	Vinyl chloride		< 0.005	mg/kg	D
B-3721	CP	10/7/20		135	cis-1,2-Dichloroethene		< 0.005	mg/kg	D
B-3721	CP	10/7/20		135	trans-1,2-Dichloroethene		< 0.005	mg/kg	D
B-3723	CP	10/14/20		90	1,1,1-Trichloroethane		< 0.0041	mg/kg	
B-3723	CP	10/14/20		90	1,1,2-Trichloroethane		< 0.0041	mg/kg	
B-3723	CP	10/14/20		90	1,1-Dichloroethane		< 0.0041	mg/kg	
B-3723	CP	10/14/20		90	1,1-Dichloroethene		< 0.0041	mg/kg	
B-3723	CP	10/14/20		90	1,2-Dichloroethane		< 0.0041	mg/kg	
B-3723	CP	10/14/20		90	Bromodichloromethane		< 0.0041	mg/kg	
B-3723	CP	10/14/20		90	Bromoform		< 0.0041	mg/kg	
B-3723	CP	10/14/20		90	Carbon tetrachloride		< 0.0041	mg/kg	
B-3723	CP	10/14/20		90	Chloroform		< 0.0041	mg/kg	
B-3723	CP	10/14/20		90	Dibromochloromethane		< 0.0041	mg/kg	
B-3723	CP	10/14/20		90	Tetrachloroethene		< 0.0041	mg/kg	
B-3723	CP	10/14/20		90	Trichloroethene		< 0.0041	mg/kg	
B-3723	CP	10/14/20		90	Trichlorofluoromethane		< 0.0041	mg/kg	
B-3723	CP	10/14/20		90	Trichlorotrifluoroethane		< 0.0041	mg/kg	
B-3723	CP	10/14/20		90	Vinyl chloride		< 0.0041	mg/kg	
B-3723	CP	10/14/20		90	cis-1,2-Dichloroethene		< 0.0041	mg/kg	
B-3723	CP	10/14/20		90	trans-1,2-Dichloroethene		< 0.0041	mg/kg	
B-3723A	CP	10/14/20		100.3	1,1,1-Trichloroethane		< 0.005	mg/kg	D
B-3723A	CP	10/14/20		100.3	1,1,2-Trichloroethane		< 0.005	mg/kg	D
B-3723A	CP	10/14/20		100.3	1,1-Dichloroethane		< 0.005	mg/kg	D
B-3723A	CP	10/14/20		100.3	1,1-Dichloroethene		< 0.005	mg/kg	D
B-3723A	CP	10/14/20		100.3	1,2-Dichloroethane		< 0.005	mg/kg	D
B-3723A	CP	10/14/20		100.3	Bromodichloromethane		< 0.005	mg/kg	D
B-3723A	CP	10/14/20		100.3	Bromoform		< 0.005	mg/kg	D
B-3723A	CP	10/14/20		100.3	Carbon tetrachloride		< 0.005	mg/kg	D
B-3723A	CP	10/14/20		100.3	Chloroform		< 0.005	mg/kg	D
B-3723A	CP	10/14/20		100.3	Dibromochloromethane		< 0.005	mg/kg	D
B-3723A	CP	10/14/20		100.3	Tetrachloroethene		< 0.005	mg/kg	D
B-3723A	CP	10/14/20		100.3	Trichloroethene		< 0.005	mg/kg	D
B-3723A	CP	10/14/20		100.3	Trichlorofluoromethane		< 0.005	mg/kg	D
B-3723A	CP	10/14/20		100.3	Trichlorotrifluoroethane		< 0.005	mg/kg	D
B-3723A	CP	10/14/20		100.3	Vinyl chloride		< 0.005	mg/kg	D
B-3723A	CP	10/14/20		100.3	cis-1,2-Dichloroethene		< 0.005	mg/kg	D
B-3723A	CP	10/14/20		100.3	trans-1,2-Dichloroethene		< 0.005	mg/kg	D
B-3723A	CP	10/14/20		110	1,1,1-Trichloroethane		< 0.0036	mg/kg	
B-3723A	CP	10/14/20		110	1,1,2-Trichloroethane		< 0.0036	mg/kg	
B-3723A	CP	10/14/20		110	1,1-Dichloroethane		< 0.0036	mg/kg	
B-3723A	CP	10/14/20		110	1,1-Dichloroethene		< 0.0036	mg/kg	
B-3723A	CP	10/14/20		110	1,2-Dichloroethane		< 0.0036	mg/kg	
B-3723A	CP	10/14/20		110	Bromodichloromethane		< 0.0036	mg/kg	
B-3723A	CP	10/14/20		110	Bromoform		< 0.0036	mg/kg	
B-3723A	CP	10/14/20		110	Carbon tetrachloride		< 0.0036	mg/kg	
B-3723A	CP	10/14/20		110	Chloroform		< 0.0036	mg/kg	
B-3723A	CP	10/14/20		110	Dibromochloromethane		< 0.0036	mg/kg	
B-3723A	CP	10/14/20		110	Tetrachloroethene		< 0.0036	mg/kg	
B-3723A	CP	10/14/20		110	Trichloroethene		< 0.0036	mg/kg	
B-3723A	CP	10/14/20		110	Trichlorofluoromethane		< 0.0036	mg/kg	
B-3723A	CP	10/14/20		110	Trichlorotrifluoroethane		< 0.0036	mg/kg	
B-3723A	CP	10/14/20		110	Vinyl chloride		< 0.0036	mg/kg	
B-3723A	CP	10/14/20		110	cis-1,2-Dichloroethene		< 0.0036	mg/kg	
B-3723A	CP	10/14/20		110	trans-1,2-Dichloroethene		< 0.0036	mg/kg	
B-3723A	CP	10/15/20		120	1,1,1-Trichloroethane		< 0.0045	mg/kg	
B-3723A	CP	10/15/20		120	1,1,2-Trichloroethane		< 0.0045	mg/kg	
B-3723A	CP	10/15/20		120	1,1-Dichloroethane		< 0.0045	mg/kg	
B-3723A	CP	10/15/20		120	1,1-Dichloroethene		< 0.0045	mg/kg	
B-3723A	CP	10/15/20		120	1,2-Dichloroethane		< 0.0045	mg/kg	
B-3723A	CP	10/15/20		120	Bromodichloromethane		< 0.0045	mg/kg	
B-3723A	CP	10/15/20		120	Bromoform		< 0.0045	mg/kg	J
B-3723A	CP	10/15/20		120	Carbon tetrachloride		< 0.0045	mg/kg	
B-3723A	CP	10/15/20		120	Chloroform		< 0.0045	mg/kg	
B-3723A	CP	10/15/20		120	Dibromochloromethane		< 0.0045	mg/kg	
B-3723A	CP	10/15/20		120	Tetrachloroethene		< 0.0045	mg/kg	
B-3723A	CP	10/15/20		120	Trichloroethene		0.01	mg/kg	
B-3723A	CP	10/15/20		120	Trichlorofluoromethane		< 0.0045	mg/kg	
B-3723A	CP	10/15/20		120	Trichlorotrifluoroethane		< 0.0045	mg/kg	
B-3723A	CP	10/15/20		120	Vinyl chloride		< 0.0045	mg/kg	
B-3723A	CP	10/15/20		120	cis-1,2-Dichloroethene		< 0.0045	mg/kg	
B-3723A	CP	10/15/20		120	trans-1,2-Dichloroethene		< 0.0045	mg/kg	
B-3723A	CP	10/15/20		130	1,1,1-Trichloroethane		< 0.0037	mg/kg	
B-3723A	CP	10/15/20		130	1,1,2-Trichloroethane		< 0.0037	mg/kg	

Attachment 2. Table 3. Soil analytical data, Livermore Site, 2021.

Boring	Location Type	Date	Sample Type	Depth (ft)	Parameter	LOS Indicator	Result	Units	QA Flag
B-3723A	CP	10/15/20		130	1,1-Dichloroethane		< 0.0037	mg/kg	
B-3723A	CP	10/15/20		130	1,1-Dichloroethene		< 0.0037	mg/kg	
B-3723A	CP	10/15/20		130	1,2-Dichloroethane		< 0.0037	mg/kg	
B-3723A	CP	10/15/20		130	Bromodichloromethane		< 0.0037	mg/kg	
B-3723A	CP	10/15/20		130	Bromoform		< 0.0037	mg/kg	J
B-3723A	CP	10/15/20		130	Carbon tetrachloride		0.01	mg/kg	
B-3723A	CP	10/15/20		130	Chloroform		< 0.0037	mg/kg	
B-3723A	CP	10/15/20		130	Dibromochloromethane		< 0.0037	mg/kg	
B-3723A	CP	10/15/20		130	Tetrachloroethene		< 0.0037	mg/kg	
B-3723A	CP	10/15/20		130	Trichloroethene		0.075	mg/kg	
B-3723A	CP	10/15/20		130	Trichlorofluoromethane		< 0.0037	mg/kg	
B-3723A	CP	10/15/20		130	Trichlorotrifluoroethane		< 0.0037	mg/kg	
B-3723A	CP	10/15/20		130	Vinyl chloride		< 0.0037	mg/kg	
B-3723A	CP	10/15/20		130	cis-1,2-Dichloroethene		< 0.0037	mg/kg	
B-3723A	CP	10/15/20		130	trans-1,2-Dichloroethene		< 0.0037	mg/kg	
B-3723A	CP	10/15/20	DUP	130	1,1,1-Trichloroethane		< 0.0039	mg/kg	
B-3723A	CP	10/15/20	DUP	130	1,1,2-Trichloroethane		< 0.0039	mg/kg	
B-3723A	CP	10/15/20	DUP	130	1,1-Dichloroethane		< 0.0039	mg/kg	
B-3723A	CP	10/15/20	DUP	130	1,1-Dichloroethene		< 0.0039	mg/kg	
B-3723A	CP	10/15/20	DUP	130	1,2-Dichloroethane		< 0.0039	mg/kg	
B-3723A	CP	10/15/20	DUP	130	Bromodichloromethane		< 0.0039	mg/kg	
B-3723A	CP	10/15/20	DUP	130	Bromoform		< 0.0039	mg/kg	J
B-3723A	CP	10/15/20	DUP	130	Carbon tetrachloride		0.0069	mg/kg	
B-3723A	CP	10/15/20	DUP	130	Chloroform		< 0.0039	mg/kg	
B-3723A	CP	10/15/20	DUP	130	Dibromochloromethane		< 0.0039	mg/kg	
B-3723A	CP	10/15/20	DUP	130	Tetrachloroethene		< 0.0039	mg/kg	
B-3723A	CP	10/15/20	DUP	130	Trichloroethene		0.071	mg/kg	
B-3723A	CP	10/15/20	DUP	130	Trichlorofluoromethane		< 0.0039	mg/kg	
B-3723A	CP	10/15/20	DUP	130	Trichlorotrifluoroethane		< 0.0039	mg/kg	
B-3723A	CP	10/15/20	DUP	130	Vinyl chloride		< 0.0039	mg/kg	
B-3723A	CP	10/15/20	DUP	130	cis-1,2-Dichloroethene		< 0.0039	mg/kg	
B-3723A	CP	10/15/20	DUP	130	trans-1,2-Dichloroethene		< 0.0039	mg/kg	
B-3724	CP	10/13/20		90.1	1,1,1-Trichloroethane		< 0.0055	mg/kg	D
B-3724	CP	10/13/20		90.1	1,1,2-Trichloroethane		< 0.0055	mg/kg	D
B-3724	CP	10/13/20		90.1	1,1-Dichloroethane		< 0.0055	mg/kg	D
B-3724	CP	10/13/20		90.1	1,1-Dichloroethene		< 0.0055	mg/kg	D
B-3724	CP	10/13/20		90.1	1,2-Dichloroethane		< 0.0055	mg/kg	D
B-3724	CP	10/13/20		90.1	Bromodichloromethane		< 0.0055	mg/kg	D
B-3724	CP	10/13/20		90.1	Bromoform		< 0.0055	mg/kg	DJ
B-3724	CP	10/13/20		90.1	Carbon tetrachloride		< 0.0055	mg/kg	D
B-3724	CP	10/13/20		90.1	Chloroform		< 0.0055	mg/kg	D
B-3724	CP	10/13/20		90.1	Dibromochloromethane		< 0.0055	mg/kg	D
B-3724	CP	10/13/20		90.1	Tetrachloroethene		< 0.0055	mg/kg	D
B-3724	CP	10/13/20		90.1	Trichloroethene		< 0.0055	mg/kg	D
B-3724	CP	10/13/20		90.1	Trichlorofluoromethane		< 0.0055	mg/kg	D
B-3724	CP	10/13/20		90.1	Trichlorotrifluoroethane		< 0.0055	mg/kg	D
B-3724	CP	10/13/20		90.1	Vinyl chloride		< 0.0055	mg/kg	D
B-3724	CP	10/13/20		90.1	cis-1,2-Dichloroethene		< 0.0055	mg/kg	D
B-3724	CP	10/13/20		90.1	trans-1,2-Dichloroethene		< 0.0055	mg/kg	D
B-3724	CP	10/13/20		100.5	1,1,1-Trichloroethane		< 0.0042	mg/kg	
B-3724	CP	10/13/20		100.5	1,1,2-Trichloroethane		< 0.0042	mg/kg	
B-3724	CP	10/13/20		100.5	1,1-Dichloroethane		< 0.0042	mg/kg	
B-3724	CP	10/13/20		100.5	1,1-Dichloroethene		< 0.0042	mg/kg	
B-3724	CP	10/13/20		100.5	1,2-Dichloroethane		< 0.0042	mg/kg	
B-3724	CP	10/13/20		100.5	Bromodichloromethane		< 0.0042	mg/kg	
B-3724	CP	10/13/20		100.5	Bromoform		< 0.0042	mg/kg	J
B-3724	CP	10/13/20		100.5	Carbon tetrachloride		< 0.0042	mg/kg	
B-3724	CP	10/13/20		100.5	Chloroform		< 0.0042	mg/kg	
B-3724	CP	10/13/20		100.5	Dibromochloromethane		< 0.0042	mg/kg	
B-3724	CP	10/13/20		100.5	Tetrachloroethene		< 0.0042	mg/kg	
B-3724	CP	10/13/20		100.5	Trichloroethene		0.0068	mg/kg	
B-3724	CP	10/13/20		100.5	Trichlorofluoromethane		< 0.0042	mg/kg	
B-3724	CP	10/13/20		100.5	Trichlorotrifluoroethane		< 0.0042	mg/kg	
B-3724	CP	10/13/20		100.5	Vinyl chloride		< 0.0042	mg/kg	
B-3724	CP	10/13/20		100.5	cis-1,2-Dichloroethene		< 0.0042	mg/kg	
B-3724	CP	10/13/20		100.5	trans-1,2-Dichloroethene		< 0.0042	mg/kg	
B-3724	CP	10/13/20		110	1,1,1-Trichloroethane		< 0.0037	mg/kg	
B-3724	CP	10/13/20		110	1,1,2-Trichloroethane		< 0.0037	mg/kg	
B-3724	CP	10/13/20		110	1,1-Dichloroethane		< 0.0037	mg/kg	
B-3724	CP	10/13/20		110	1,1-Dichloroethene		< 0.0037	mg/kg	
B-3724	CP	10/13/20		110	1,2-Dichloroethane		< 0.0037	mg/kg	
B-3724	CP	10/13/20		110	Bromodichloromethane		< 0.0037	mg/kg	
B-3724	CP	10/13/20		110	Bromoform		< 0.0037	mg/kg	J
B-3724	CP	10/13/20		110	Carbon tetrachloride		< 0.0037	mg/kg	
B-3724	CP	10/13/20		110	Chloroform		< 0.0037	mg/kg	
B-3724	CP	10/13/20		110	Dibromochloromethane		< 0.0037	mg/kg	
B-3724	CP	10/13/20		110	Tetrachloroethene		< 0.0037	mg/kg	
B-3724	CP	10/13/20		110	Trichloroethene		0.0074	mg/kg	
B-3724	CP	10/13/20		110	Trichlorofluoromethane		< 0.0037	mg/kg	
B-3724	CP	10/13/20		110	Trichlorotrifluoroethane		< 0.0037	mg/kg	

Attachment 2. Table 3. Soil analytical data, Livermore Site, 2021.

Boring	Location Type	Date	Sample Type	Depth (ft)	Parameter	LOS Indicator	Result	Units	QA Flag
B-3724	CP	10/13/20		110	Vinyl chloride	<	0.0037	mg/kg	
B-3724	CP	10/13/20		110	cis-1,2-Dichloroethene	<	0.0037	mg/kg	
B-3724	CP	10/13/20		110	trans-1,2-Dichloroethene	<	0.0037	mg/kg	
B-3724	CP	10/13/20		120	1,1,1-Trichloroethane	<	0.0035	mg/kg	
B-3724	CP	10/13/20		120	1,1,2-Trichloroethane	<	0.0035	mg/kg	
B-3724	CP	10/13/20		120	1,1-Dichloroethane	<	0.0035	mg/kg	
B-3724	CP	10/13/20		120	1,1-Dichloroethene	<	0.0035	mg/kg	
B-3724	CP	10/13/20		120	1,2-Dichloroethane	<	0.0035	mg/kg	
B-3724	CP	10/13/20		120	Bromodichloromethane	<	0.0035	mg/kg	
B-3724	CP	10/13/20		120	Bromoform	<	0.0035	mg/kg	J
B-3724	CP	10/13/20		120	Carbon tetrachloride	<	0.0035	mg/kg	
B-3724	CP	10/13/20		120	Chloroform	<	0.0035	mg/kg	
B-3724	CP	10/13/20		120	Dibromochloromethane	<	0.0035	mg/kg	
B-3724	CP	10/13/20		120	Tetrachloroethene	<	0.0035	mg/kg	
B-3724	CP	10/13/20		120	Trichloroethene		0.022	mg/kg	
B-3724	CP	10/13/20		120	Trichlorofluoromethane	<	0.0035	mg/kg	
B-3724	CP	10/13/20		120	Trichlorotrifluoroethane	<	0.0035	mg/kg	
B-3724	CP	10/13/20		120	Vinyl chloride	<	0.0035	mg/kg	
B-3724	CP	10/13/20		120	cis-1,2-Dichloroethene	<	0.0035	mg/kg	
B-3724	CP	10/13/20		120	trans-1,2-Dichloroethene	<	0.0035	mg/kg	
B-3724	CP	10/13/20		130	1,1,1-Trichloroethane	<	0.005	mg/kg	D
B-3724	CP	10/13/20		130	1,1,2-Trichloroethane	<	0.005	mg/kg	D
B-3724	CP	10/13/20		130	1,1-Dichloroethane	<	0.005	mg/kg	D
B-3724	CP	10/13/20		130	1,1-Dichloroethene	<	0.005	mg/kg	D
B-3724	CP	10/13/20		130	1,2-Dichloroethane	<	0.005	mg/kg	D
B-3724	CP	10/13/20		130	Bromodichloromethane	<	0.005	mg/kg	D
B-3724	CP	10/13/20		130	Bromoform	<	0.005	mg/kg	DJ
B-3724	CP	10/13/20		130	Carbon tetrachloride	<	0.005	mg/kg	D
B-3724	CP	10/13/20		130	Chloroform	<	0.005	mg/kg	D
B-3724	CP	10/13/20		130	Dibromochloromethane	<	0.005	mg/kg	D
B-3724	CP	10/13/20		130	Tetrachloroethene	<	0.005	mg/kg	D
B-3724	CP	10/13/20		130	Trichloroethene		0.018	mg/kg	D
B-3724	CP	10/13/20		130	Trichlorofluoromethane	<	0.005	mg/kg	D
B-3724	CP	10/13/20		130	Trichlorotrifluoroethane	<	0.005	mg/kg	D
B-3724	CP	10/13/20		130	Vinyl chloride	<	0.005	mg/kg	D
B-3724	CP	10/13/20		130	cis-1,2-Dichloroethene	<	0.005	mg/kg	D
B-3724	CP	10/13/20		130	trans-1,2-Dichloroethene	<	0.005	mg/kg	D
B-3724	CP	10/13/20		140	1,1,1-Trichloroethane	<	0.0037	mg/kg	
B-3724	CP	10/13/20		140	1,1,2-Trichloroethane	<	0.0037	mg/kg	
B-3724	CP	10/13/20		140	1,1-Dichloroethane	<	0.0037	mg/kg	
B-3724	CP	10/13/20		140	1,1-Dichloroethene	<	0.0037	mg/kg	
B-3724	CP	10/13/20		140	1,2-Dichloroethane	<	0.0037	mg/kg	
B-3724	CP	10/13/20		140	Bromodichloromethane	<	0.0037	mg/kg	
B-3724	CP	10/13/20		140	Bromoform	<	0.0037	mg/kg	J
B-3724	CP	10/13/20		140	Carbon tetrachloride	<	0.0037	mg/kg	
B-3724	CP	10/13/20		140	Chloroform	<	0.0037	mg/kg	
B-3724	CP	10/13/20		140	Dibromochloromethane	<	0.0037	mg/kg	
B-3724	CP	10/13/20		140	Tetrachloroethene	<	0.0037	mg/kg	
B-3724	CP	10/13/20		140	Trichloroethene	<	0.0037	mg/kg	
B-3724	CP	10/13/20		140	Trichlorofluoromethane	<	0.0037	mg/kg	
B-3724	CP	10/13/20		140	Trichlorotrifluoroethane	<	0.0037	mg/kg	
B-3724	CP	10/13/20		140	Vinyl chloride	<	0.0037	mg/kg	
B-3724	CP	10/13/20		140	cis-1,2-Dichloroethene	<	0.0037	mg/kg	
B-3724	CP	10/13/20		140	trans-1,2-Dichloroethene	<	0.0037	mg/kg	
B-3725	CP	10/12/20		90.4	1,1,1-Trichloroethane	<	0.0038	mg/kg	
B-3725	CP	10/12/20		90.4	1,1,2-Trichloroethane	<	0.0038	mg/kg	
B-3725	CP	10/12/20		90.4	1,1-Dichloroethane	<	0.0038	mg/kg	
B-3725	CP	10/12/20		90.4	1,1-Dichloroethene	<	0.0038	mg/kg	
B-3725	CP	10/12/20		90.4	1,2-Dichloroethane	<	0.0038	mg/kg	
B-3725	CP	10/12/20		90.4	Bromodichloromethane	<	0.0038	mg/kg	
B-3725	CP	10/12/20		90.4	Bromoform	<	0.0038	mg/kg	J
B-3725	CP	10/12/20		90.4	Carbon tetrachloride	<	0.0038	mg/kg	
B-3725	CP	10/12/20		90.4	Chloroform	<	0.0038	mg/kg	
B-3725	CP	10/12/20		90.4	Dibromochloromethane	<	0.0038	mg/kg	
B-3725	CP	10/12/20		90.4	Tetrachloroethene	<	0.0038	mg/kg	
B-3725	CP	10/12/20		90.4	Trichloroethene	<	0.0038	mg/kg	
B-3725	CP	10/12/20		90.4	Trichlorofluoromethane	<	0.0038	mg/kg	
B-3725	CP	10/12/20		90.4	Trichlorotrifluoroethane	<	0.0038	mg/kg	
B-3725	CP	10/12/20		90.4	Vinyl chloride	<	0.0038	mg/kg	
B-3725	CP	10/12/20		90.4	cis-1,2-Dichloroethene	<	0.0038	mg/kg	
B-3725	CP	10/12/20		90.4	trans-1,2-Dichloroethene	<	0.0038	mg/kg	
B-3725	CP	10/12/20		99.6	1,1,1-Trichloroethane	<	0.0041	mg/kg	
B-3725	CP	10/12/20		99.6	1,1,2-Trichloroethane	<	0.0041	mg/kg	
B-3725	CP	10/12/20		99.6	1,1-Dichloroethane	<	0.0041	mg/kg	
B-3725	CP	10/12/20		99.6	1,1-Dichloroethene	<	0.0041	mg/kg	
B-3725	CP	10/12/20		99.6	1,2-Dichloroethane	<	0.0041	mg/kg	
B-3725	CP	10/12/20		99.6	Bromodichloromethane	<	0.0041	mg/kg	
B-3725	CP	10/12/20		99.6	Bromoform	<	0.0041	mg/kg	J
B-3725	CP	10/12/20		99.6	Carbon tetrachloride	<	0.0041	mg/kg	
B-3725	CP	10/12/20		99.6	Chloroform	<	0.0041	mg/kg	

Attachment 2. Table 3. Soil analytical data, Livermore Site, 2021.

Boring	Location Type	Date	Sample Type	Depth (ft)	Parameter	LOS Indicator	Result	Units	QA Flag
B-3725	CP	10/12/20		99.6	Dibromochloromethane		< 0.0041	mg/kg	
B-3725	CP	10/12/20		99.6	Tetrachloroethene		< 0.0041	mg/kg	
B-3725	CP	10/12/20		99.6	Trichloroethene		< 0.0041	mg/kg	
B-3725	CP	10/12/20		99.6	Trichlorofluoromethane		< 0.0041	mg/kg	
B-3725	CP	10/12/20		99.6	Trichlorotrifluoroethane		< 0.0041	mg/kg	
B-3725	CP	10/12/20		99.6	Vinyl chloride		< 0.0041	mg/kg	
B-3725	CP	10/12/20		99.6	cis-1,2-Dichloroethene		< 0.0041	mg/kg	
B-3725	CP	10/12/20		99.6	trans-1,2-Dichloroethene		< 0.0041	mg/kg	
B-3725	CP	10/12/20		110.1	1,1,1-Trichloroethane		< 0.0044	mg/kg	
B-3725	CP	10/12/20		110.1	1,1,2-Trichloroethane		< 0.0044	mg/kg	
B-3725	CP	10/12/20		110.1	1,1-Dichloroethane		< 0.0044	mg/kg	
B-3725	CP	10/12/20		110.1	1,1-Dichloroethene		< 0.0044	mg/kg	
B-3725	CP	10/12/20		110.1	1,2-Dichloroethane		< 0.0044	mg/kg	
B-3725	CP	10/12/20		110.1	Bromodichloromethane		< 0.0044	mg/kg	
B-3725	CP	10/12/20		110.1	Bromoform		< 0.0044	mg/kg	J
B-3725	CP	10/12/20		110.1	Carbon tetrachloride		< 0.0044	mg/kg	
B-3725	CP	10/12/20		110.1	Chloroform		< 0.0044	mg/kg	
B-3725	CP	10/12/20		110.1	Dibromochloromethane		< 0.0044	mg/kg	
B-3725	CP	10/12/20		110.1	Tetrachloroethene		< 0.0044	mg/kg	
B-3725	CP	10/12/20		110.1	Trichloroethene		< 0.0044	mg/kg	
B-3725	CP	10/12/20		110.1	Trichlorofluoromethane		< 0.0044	mg/kg	
B-3725	CP	10/12/20		110.1	Trichlorotrifluoroethane		< 0.0044	mg/kg	
B-3725	CP	10/12/20		110.1	Vinyl chloride		< 0.0044	mg/kg	
B-3725	CP	10/12/20		110.1	cis-1,2-Dichloroethene		< 0.0044	mg/kg	
B-3725	CP	10/12/20		110.1	trans-1,2-Dichloroethene		< 0.0044	mg/kg	
B-3725	CP	10/12/20		120	1,1,1-Trichloroethane		< 0.0037	mg/kg	
B-3725	CP	10/12/20		120	1,1,2-Trichloroethane		< 0.0037	mg/kg	
B-3725	CP	10/12/20		120	1,1-Dichloroethane		< 0.0037	mg/kg	
B-3725	CP	10/12/20		120	1,1-Dichloroethene		< 0.0037	mg/kg	
B-3725	CP	10/12/20		120	1,2-Dichloroethane		< 0.0037	mg/kg	
B-3725	CP	10/12/20		120	Bromodichloromethane		< 0.0037	mg/kg	
B-3725	CP	10/12/20		120	Bromoform		< 0.0037	mg/kg	J
B-3725	CP	10/12/20		120	Carbon tetrachloride		< 0.0037	mg/kg	
B-3725	CP	10/12/20		120	Chloroform		< 0.0037	mg/kg	
B-3725	CP	10/12/20		120	Dibromochloromethane		< 0.0037	mg/kg	
B-3725	CP	10/12/20		120	Tetrachloroethene		< 0.0037	mg/kg	
B-3725	CP	10/12/20		120	Trichloroethene		< 0.0037	mg/kg	
B-3725	CP	10/12/20		120	Trichlorofluoromethane		< 0.0037	mg/kg	
B-3725	CP	10/12/20		120	Trichlorotrifluoroethane		< 0.0037	mg/kg	
B-3725	CP	10/12/20		120	Vinyl chloride		< 0.0037	mg/kg	
B-3725	CP	10/12/20		120	cis-1,2-Dichloroethene		< 0.0037	mg/kg	
B-3725	CP	10/12/20		120	trans-1,2-Dichloroethene		< 0.0037	mg/kg	
B-3725	CP	10/12/20		130	1,1,1-Trichloroethane		< 0.0037	mg/kg	
B-3725	CP	10/12/20		130	1,1,2-Trichloroethane		< 0.0037	mg/kg	
B-3725	CP	10/12/20		130	1,1-Dichloroethane		< 0.0037	mg/kg	
B-3725	CP	10/12/20		130	1,1-Dichloroethene		< 0.0037	mg/kg	
B-3725	CP	10/12/20		130	1,2-Dichloroethane		< 0.0037	mg/kg	
B-3725	CP	10/12/20		130	Bromodichloromethane		< 0.0037	mg/kg	
B-3725	CP	10/12/20		130	Bromoform		< 0.0037	mg/kg	J
B-3725	CP	10/12/20		130	Carbon tetrachloride		< 0.0037	mg/kg	
B-3725	CP	10/12/20		130	Chloroform		< 0.0037	mg/kg	
B-3725	CP	10/12/20		130	Dibromochloromethane		< 0.0037	mg/kg	
B-3725	CP	10/12/20		130	Tetrachloroethene		< 0.0037	mg/kg	
B-3725	CP	10/12/20		130	Trichloroethene		0.061	mg/kg	
B-3725	CP	10/12/20		130	Trichlorofluoromethane		< 0.0037	mg/kg	
B-3725	CP	10/12/20		130	Trichlorotrifluoroethane		< 0.0037	mg/kg	
B-3725	CP	10/12/20		130	Vinyl chloride		< 0.0037	mg/kg	
B-3725	CP	10/12/20		130	cis-1,2-Dichloroethene		< 0.0037	mg/kg	
B-3725	CP	10/12/20		130	trans-1,2-Dichloroethene		< 0.0037	mg/kg	
B-3725	CP	10/12/20	DUP	130	1,1,1-Trichloroethane		< 0.0038	mg/kg	
B-3725	CP	10/12/20	DUP	130	1,1,2-Trichloroethane		< 0.0038	mg/kg	
B-3725	CP	10/12/20	DUP	130	1,1-Dichloroethane		< 0.0038	mg/kg	
B-3725	CP	10/12/20	DUP	130	1,1-Dichloroethene		< 0.0038	mg/kg	
B-3725	CP	10/12/20	DUP	130	1,2-Dichloroethane		< 0.0038	mg/kg	
B-3725	CP	10/12/20	DUP	130	Bromodichloromethane		< 0.0038	mg/kg	
B-3725	CP	10/12/20	DUP	130	Bromoform		< 0.0038	mg/kg	J
B-3725	CP	10/12/20	DUP	130	Carbon tetrachloride		< 0.0038	mg/kg	
B-3725	CP	10/12/20	DUP	130	Chloroform		< 0.0038	mg/kg	
B-3725	CP	10/12/20	DUP	130	Dibromochloromethane		< 0.0038	mg/kg	
B-3725	CP	10/12/20	DUP	130	Tetrachloroethene		< 0.0038	mg/kg	
B-3725	CP	10/12/20	DUP	130	Trichloroethene		0.061	mg/kg	
B-3725	CP	10/12/20	DUP	130	Trichlorofluoromethane		< 0.0038	mg/kg	
B-3725	CP	10/12/20	DUP	130	Trichlorotrifluoroethane		< 0.0038	mg/kg	
B-3725	CP	10/12/20	DUP	130	Vinyl chloride		< 0.0038	mg/kg	
B-3725	CP	10/12/20	DUP	130	cis-1,2-Dichloroethene		< 0.0038	mg/kg	
B-3725	CP	10/12/20	DUP	130	trans-1,2-Dichloroethene		< 0.0038	mg/kg	
B-3725	CP	10/12/20		141	1,1,1-Trichloroethane		< 0.0037	mg/kg	
B-3725	CP	10/12/20		141	1,1,2-Trichloroethane		< 0.0037	mg/kg	
B-3725	CP	10/12/20		141	1,1-Dichloroethane		< 0.0037	mg/kg	
B-3725	CP	10/12/20		141	1,1-Dichloroethene		< 0.0037	mg/kg	

Attachment 2. Table 3. Soil analytical data, Livermore Site, 2021.

Boring	Location Type	Date	Sample Type	Depth (ft)	Parameter	LOS Indicator	Result	Units	QA Flag
B-3725	CP	10/12/20		141	1,2-Dichloroethane		< 0.0037	mg/kg	
B-3725	CP	10/12/20		141	Bromodichloromethane		< 0.0037	mg/kg	
B-3725	CP	10/12/20		141	Bromoform		< 0.0037	mg/kg	J
B-3725	CP	10/12/20		141	Carbon tetrachloride		< 0.0037	mg/kg	
B-3725	CP	10/12/20		141	Chloroform		< 0.0037	mg/kg	
B-3725	CP	10/12/20		141	Dibromochloromethane		< 0.0037	mg/kg	
B-3725	CP	10/12/20		141	Tetrachloroethene		< 0.0037	mg/kg	
B-3725	CP	10/12/20		141	Trichloroethene		< 0.0037	mg/kg	
B-3725	CP	10/12/20		141	Trichlorofluoromethane		< 0.0037	mg/kg	
B-3725	CP	10/12/20		141	Trichlorotrifluoroethane		< 0.0037	mg/kg	
B-3725	CP	10/12/20		141	Vinyl chloride		< 0.0037	mg/kg	
B-3725	CP	10/12/20		141	cis-1,2-Dichloroethene		< 0.0037	mg/kg	
B-3725	CP	10/12/20		141	trans-1,2-Dichloroethene		< 0.0037	mg/kg	
B-3726	CP	10/19/20		89.5	1,1,1-Trichloroethane		< 0.0035	mg/kg	
B-3726	CP	10/19/20		89.5	1,1,2-Trichloroethane		< 0.0035	mg/kg	
B-3726	CP	10/19/20		89.5	1,1-Dichloroethane		< 0.0035	mg/kg	
B-3726	CP	10/19/20		89.5	1,1-Dichloroethene		< 0.0035	mg/kg	
B-3726	CP	10/19/20		89.5	1,2-Dichloroethane		< 0.0035	mg/kg	
B-3726	CP	10/19/20		89.5	Bromodichloromethane		< 0.0035	mg/kg	
B-3726	CP	10/19/20		89.5	Bromoform		< 0.0035	mg/kg	
B-3726	CP	10/19/20		89.5	Carbon tetrachloride		< 0.0035	mg/kg	
B-3726	CP	10/19/20		89.5	Chloroform		< 0.0035	mg/kg	
B-3726	CP	10/19/20		89.5	Dibromochloromethane		< 0.0035	mg/kg	
B-3726	CP	10/19/20		89.5	Tetrachloroethene		< 0.0035	mg/kg	
B-3726	CP	10/19/20		89.5	Trichloroethene		< 0.0035	mg/kg	
B-3726	CP	10/19/20		89.5	Trichlorofluoromethane		< 0.0035	mg/kg	
B-3726	CP	10/19/20		89.5	Trichlorotrifluoroethane		< 0.0035	mg/kg	
B-3726	CP	10/19/20		89.5	Vinyl chloride		< 0.0035	mg/kg	
B-3726	CP	10/19/20		89.5	cis-1,2-Dichloroethene		< 0.0035	mg/kg	
B-3726	CP	10/19/20		89.5	trans-1,2-Dichloroethene		< 0.0035	mg/kg	
B-3726	CP	10/19/20		100	1,1,1-Trichloroethane		< 0.0037	mg/kg	
B-3726	CP	10/19/20		100	1,1,2-Trichloroethane		< 0.0037	mg/kg	
B-3726	CP	10/19/20		100	1,1-Dichloroethane		< 0.0037	mg/kg	
B-3726	CP	10/19/20		100	1,1-Dichloroethene		< 0.0037	mg/kg	
B-3726	CP	10/19/20		100	1,2-Dichloroethane		< 0.0037	mg/kg	
B-3726	CP	10/19/20		100	Bromodichloromethane		< 0.0037	mg/kg	
B-3726	CP	10/19/20		100	Bromoform		< 0.0037	mg/kg	
B-3726	CP	10/19/20		100	Carbon tetrachloride		< 0.0037	mg/kg	
B-3726	CP	10/19/20		100	Chloroform		< 0.0037	mg/kg	
B-3726	CP	10/19/20		100	Dibromochloromethane		< 0.0037	mg/kg	
B-3726	CP	10/19/20		100	Tetrachloroethene		< 0.0037	mg/kg	
B-3726	CP	10/19/20		100	Trichloroethene		< 0.0037	mg/kg	
B-3726	CP	10/19/20		100	Trichlorofluoromethane		< 0.0037	mg/kg	
B-3726	CP	10/19/20		100	Trichlorotrifluoroethane		< 0.0037	mg/kg	
B-3726	CP	10/19/20		100	Vinyl chloride		< 0.0037	mg/kg	
B-3726	CP	10/19/20		100	cis-1,2-Dichloroethene		< 0.0037	mg/kg	
B-3726	CP	10/19/20		100	trans-1,2-Dichloroethene		< 0.0037	mg/kg	
B-3726	CP	10/19/20		110	1,1,1-Trichloroethane		< 0.005	mg/kg	
B-3726	CP	10/19/20		110	1,1,2-Trichloroethane		< 0.005	mg/kg	
B-3726	CP	10/19/20		110	1,1-Dichloroethane		< 0.005	mg/kg	
B-3726	CP	10/19/20		110	1,1-Dichloroethene		< 0.005	mg/kg	
B-3726	CP	10/19/20		110	1,2-Dichloroethane		< 0.005	mg/kg	
B-3726	CP	10/19/20		110	Bromodichloromethane		< 0.005	mg/kg	
B-3726	CP	10/19/20		110	Bromoform		< 0.005	mg/kg	
B-3726	CP	10/19/20		110	Carbon tetrachloride		< 0.005	mg/kg	
B-3726	CP	10/19/20		110	Chloroform		< 0.005	mg/kg	
B-3726	CP	10/19/20		110	Dibromochloromethane		< 0.005	mg/kg	
B-3726	CP	10/19/20		110	Tetrachloroethene		< 0.005	mg/kg	
B-3726	CP	10/19/20		110	Trichloroethene		< 0.005	mg/kg	
B-3726	CP	10/19/20		110	Trichlorofluoromethane		< 0.005	mg/kg	
B-3726	CP	10/19/20		110	Trichlorotrifluoroethane		< 0.005	mg/kg	
B-3726	CP	10/19/20		110	Vinyl chloride		< 0.005	mg/kg	
B-3726	CP	10/19/20		110	cis-1,2-Dichloroethene		< 0.005	mg/kg	
B-3726	CP	10/19/20		110	trans-1,2-Dichloroethene		< 0.005	mg/kg	
B-3726	CP	10/19/20		120	1,1,1-Trichloroethane		< 0.005	mg/kg	
B-3726	CP	10/19/20		120	1,1,2-Trichloroethane		< 0.005	mg/kg	
B-3726	CP	10/19/20		120	1,1-Dichloroethane		< 0.005	mg/kg	
B-3726	CP	10/19/20		120	1,1-Dichloroethene		< 0.005	mg/kg	
B-3726	CP	10/19/20		120	1,2-Dichloroethane		< 0.005	mg/kg	
B-3726	CP	10/19/20		120	Bromodichloromethane		< 0.005	mg/kg	
B-3726	CP	10/19/20		120	Bromoform		< 0.005	mg/kg	
B-3726	CP	10/19/20		120	Carbon tetrachloride		< 0.005	mg/kg	
B-3726	CP	10/19/20		120	Chloroform		< 0.005	mg/kg	
B-3726	CP	10/19/20		120	Dibromochloromethane		< 0.005	mg/kg	
B-3726	CP	10/19/20		120	Tetrachloroethene		< 0.005	mg/kg	
B-3726	CP	10/19/20		120	Trichloroethene		< 0.005	mg/kg	
B-3726	CP	10/19/20		120	Trichlorofluoromethane		< 0.005	mg/kg	
B-3726	CP	10/19/20		120	Trichlorotrifluoroethane		< 0.005	mg/kg	
B-3726	CP	10/19/20		120	Vinyl chloride		< 0.005	mg/kg	
B-3726	CP	10/19/20		120	cis-1,2-Dichloroethene		< 0.005	mg/kg	

Attachment 2. Table 3. Soil analytical data, Livermore Site, 2021.

Boring	Location Type	Date	Sample Type	Depth (ft)	Parameter	LOS Indicator	Result	Units	QA Flag
B-3726	CP	10/19/20		120	trans-1,2-Dichloroethene		< 0.005	mg/kg	
B-3726	CP	10/19/20		130	1,1,1-Trichloroethane		< 0.0059	mg/kg	D
B-3726	CP	10/19/20		130	1,1,2-Trichloroethane		< 0.0059	mg/kg	D
B-3726	CP	10/19/20		130	1,1-Dichloroethane		< 0.0059	mg/kg	D
B-3726	CP	10/19/20		130	1,1-Dichloroethene		< 0.0059	mg/kg	D
B-3726	CP	10/19/20		130	1,2-Dichloroethane		< 0.0059	mg/kg	D
B-3726	CP	10/19/20		130	Bromodichloromethane		< 0.0059	mg/kg	D
B-3726	CP	10/19/20		130	Bromoform		< 0.0059	mg/kg	D
B-3726	CP	10/19/20		130	Carbon tetrachloride		< 0.0059	mg/kg	D
B-3726	CP	10/19/20		130	Chloroform		< 0.0059	mg/kg	D
B-3726	CP	10/19/20		130	Dibromochloromethane		< 0.0059	mg/kg	D
B-3726	CP	10/19/20		130	Tetrachloroethene		< 0.0059	mg/kg	D
B-3726	CP	10/19/20		130	Trichloroethene		0.028	mg/kg	D
B-3726	CP	10/19/20		130	Trichlorofluoromethane		< 0.0059	mg/kg	D
B-3726	CP	10/19/20		130	Trichlorotrifluoroethane		< 0.0059	mg/kg	D
B-3726	CP	10/19/20		130	Vinyl chloride		< 0.0059	mg/kg	D
B-3726	CP	10/19/20		130	cis-1,2-Dichloroethene		< 0.0059	mg/kg	D
B-3726	CP	10/19/20		130	trans-1,2-Dichloroethene		< 0.0059	mg/kg	D
B-3726	CP	10/19/20	DUP	130	1,1,1-Trichloroethane		< 0.005	mg/kg	D
B-3726	CP	10/19/20	DUP	130	1,1,2-Trichloroethane		< 0.005	mg/kg	D
B-3726	CP	10/19/20	DUP	130	1,1-Dichloroethane		< 0.005	mg/kg	D
B-3726	CP	10/19/20	DUP	130	1,1-Dichloroethene		< 0.005	mg/kg	D
B-3726	CP	10/19/20	DUP	130	1,2-Dichloroethane		< 0.005	mg/kg	D
B-3726	CP	10/19/20	DUP	130	Bromodichloromethane		< 0.005	mg/kg	D
B-3726	CP	10/19/20	DUP	130	Bromoform		< 0.005	mg/kg	D
B-3726	CP	10/19/20	DUP	130	Carbon tetrachloride		0.0065	mg/kg	D
B-3726	CP	10/19/20	DUP	130	Chloroform		< 0.005	mg/kg	D
B-3726	CP	10/19/20	DUP	130	Dibromochloromethane		< 0.005	mg/kg	D
B-3726	CP	10/19/20	DUP	130	Tetrachloroethene		< 0.005	mg/kg	D
B-3726	CP	10/19/20	DUP	130	Trichloroethene		0.062	mg/kg	D
B-3726	CP	10/19/20	DUP	130	Trichlorofluoromethane		< 0.005	mg/kg	D
B-3726	CP	10/19/20	DUP	130	Trichlorotrifluoroethane		< 0.005	mg/kg	D
B-3726	CP	10/19/20	DUP	130	Vinyl chloride		< 0.005	mg/kg	D
B-3726	CP	10/19/20	DUP	130	cis-1,2-Dichloroethene		< 0.005	mg/kg	D
B-3726	CP	10/19/20	DUP	130	trans-1,2-Dichloroethene		< 0.005	mg/kg	D
B-3726	CP	10/19/20		140	1,1,1-Trichloroethane		< 0.0037	mg/kg	
B-3726	CP	10/19/20		140	1,1,2-Trichloroethane		< 0.0037	mg/kg	
B-3726	CP	10/19/20		140	1,1-Dichloroethane		< 0.0037	mg/kg	
B-3726	CP	10/19/20		140	1,1-Dichloroethene		< 0.0037	mg/kg	
B-3726	CP	10/19/20		140	1,2-Dichloroethane		< 0.0037	mg/kg	
B-3726	CP	10/19/20		140	Bromodichloromethane		< 0.0037	mg/kg	
B-3726	CP	10/19/20		140	Bromoform		< 0.0037	mg/kg	
B-3726	CP	10/19/20		140	Carbon tetrachloride		< 0.0037	mg/kg	
B-3726	CP	10/19/20		140	Chloroform		< 0.0037	mg/kg	
B-3726	CP	10/19/20		140	Dibromochloromethane		< 0.0037	mg/kg	
B-3726	CP	10/19/20		140	Tetrachloroethene		< 0.0037	mg/kg	
B-3726	CP	10/19/20		140	Trichloroethene		< 0.0037	mg/kg	
B-3726	CP	10/19/20		140	Trichlorofluoromethane		< 0.0037	mg/kg	
B-3726	CP	10/19/20		140	Trichlorotrifluoroethane		< 0.0037	mg/kg	
B-3726	CP	10/19/20		140	Vinyl chloride		< 0.0037	mg/kg	
B-3726	CP	10/19/20		140	cis-1,2-Dichloroethene		< 0.0037	mg/kg	
B-3726	CP	10/19/20		140	trans-1,2-Dichloroethene		< 0.0037	mg/kg	
B-3727	CP	11/3/20		90	1,1,1-Trichloroethane		< 0.0034	mg/kg	
B-3727	CP	11/3/20		90	1,1,2-Trichloroethane		< 0.0034	mg/kg	
B-3727	CP	11/3/20		90	1,1-Dichloroethane		< 0.0034	mg/kg	
B-3727	CP	11/3/20		90	1,1-Dichloroethene		< 0.0034	mg/kg	
B-3727	CP	11/3/20		90	1,2-Dichloroethane		< 0.0034	mg/kg	
B-3727	CP	11/3/20		90	Bromodichloromethane		< 0.0034	mg/kg	
B-3727	CP	11/3/20		90	Carbon tetrachloride		< 0.0034	mg/kg	
B-3727	CP	11/3/20		90	Chloroform		< 0.0034	mg/kg	
B-3727	CP	11/3/20		90	Dibromochloromethane		< 0.0034	mg/kg	
B-3727	CP	11/3/20		90	Tetrachloroethene		< 0.0034	mg/kg	
B-3727	CP	11/3/20		90	Trichloroethene		< 0.0034	mg/kg	
B-3727	CP	11/3/20		90	Trichlorofluoromethane		< 0.0034	mg/kg	
B-3727	CP	11/3/20		90	Trichlorotrifluoroethane		< 0.0034	mg/kg	
B-3727	CP	11/3/20		90	Vinyl chloride		< 0.0034	mg/kg	
B-3727	CP	11/3/20		90	cis-1,2-Dichloroethene		< 0.0034	mg/kg	
B-3727	CP	11/3/20		90	trans-1,2-Dichloroethene		< 0.0034	mg/kg	
B-3727	CP	11/3/20		100	1,1,1-Trichloroethane		< 0.0039	mg/kg	
B-3727	CP	11/3/20		100	1,1,2-Trichloroethane		< 0.0039	mg/kg	
B-3727	CP	11/3/20		100	1,1-Dichloroethane		< 0.0039	mg/kg	
B-3727	CP	11/3/20		100	1,1-Dichloroethene		< 0.0039	mg/kg	
B-3727	CP	11/3/20		100	1,2-Dichloroethane		< 0.0039	mg/kg	
B-3727	CP	11/3/20		100	Bromodichloromethane		< 0.0039	mg/kg	
B-3727	CP	11/3/20		100	Carbon tetrachloride		< 0.0039	mg/kg	
B-3727	CP	11/3/20		100	Chloroform		< 0.0039	mg/kg	
B-3727	CP	11/3/20		100	Dibromochloromethane		< 0.0039	mg/kg	
B-3727	CP	11/3/20		100	Tetrachloroethene		< 0.0039	mg/kg	
B-3727	CP	11/3/20		100	Trichloroethene		< 0.0039	mg/kg	
B-3727	CP	11/3/20		100	Trichlorofluoromethane		< 0.0039	mg/kg	

Attachment 2. Table 3. Soil analytical data, Livermore Site, 2021.

Boring	Location Type	Date	Sample Type	Depth (ft)	Parameter	LOS Indicator	Result	Units	QA Flag
B-3727	CP	11/3/20		100	Trichlorotrifluoroethane	<	0.0039	mg/kg	
B-3727	CP	11/3/20		100	Vinyl chloride	<	0.0039	mg/kg	
B-3727	CP	11/3/20		100	cis-1,2-Dichloroethene	<	0.0039	mg/kg	
B-3727	CP	11/3/20		100	trans-1,2-Dichloroethene	<	0.0039	mg/kg	
B-3727	CP	11/3/20		110	1,1,1-Trichloroethane	<	0.0037	mg/kg	
B-3727	CP	11/3/20		110	1,1,2-Trichloroethane	<	0.0037	mg/kg	
B-3727	CP	11/3/20		110	1,1-Dichloroethane	<	0.0037	mg/kg	
B-3727	CP	11/3/20		110	1,1-Dichloroethene	<	0.0037	mg/kg	
B-3727	CP	11/3/20		110	1,2-Dichloroethane	<	0.0037	mg/kg	
B-3727	CP	11/3/20		110	Bromodichloromethane	<	0.0037	mg/kg	
B-3727	CP	11/3/20		110	Carbon tetrachloride	<	0.0037	mg/kg	
B-3727	CP	11/3/20		110	Chloroform	<	0.0037	mg/kg	
B-3727	CP	11/3/20		110	Dibromochloromethane	<	0.0037	mg/kg	
B-3727	CP	11/3/20		110	Tetrachloroethene	<	0.0037	mg/kg	
B-3727	CP	11/3/20		110	Trichloroethene		0.0039	mg/kg	
B-3727	CP	11/3/20		110	Trichlorofluoromethane	<	0.0037	mg/kg	
B-3727	CP	11/3/20		110	Trichlorotrifluoroethane	<	0.0037	mg/kg	
B-3727	CP	11/3/20		110	Vinyl chloride	<	0.0037	mg/kg	
B-3727	CP	11/3/20		110	cis-1,2-Dichloroethene	<	0.0037	mg/kg	
B-3727	CP	11/3/20		110	trans-1,2-Dichloroethene	<	0.0037	mg/kg	
B-3727	CP	11/3/20		120	1,1,1-Trichloroethane	<	0.0042	mg/kg	
B-3727	CP	11/3/20		120	1,1,2-Trichloroethane	<	0.0042	mg/kg	
B-3727	CP	11/3/20		120	1,1-Dichloroethane	<	0.0042	mg/kg	
B-3727	CP	11/3/20		120	1,1-Dichloroethene		0.014	mg/kg	
B-3727	CP	11/3/20		120	1,2-Dichloroethane	<	0.0042	mg/kg	
B-3727	CP	11/3/20		120	Bromodichloromethane	<	0.0042	mg/kg	
B-3727	CP	11/3/20		120	Carbon tetrachloride		0.024	mg/kg	
B-3727	CP	11/3/20		120	Chloroform	<	0.0042	mg/kg	
B-3727	CP	11/3/20		120	Dibromochloromethane	<	0.0042	mg/kg	
B-3727	CP	11/3/20		120	Tetrachloroethene		0.024	mg/kg	
B-3727	CP	11/3/20		120	Trichloroethene		0.12	mg/kg	
B-3727	CP	11/3/20		120	Trichlorofluoromethane	<	0.0042	mg/kg	
B-3727	CP	11/3/20		120	Trichlorotrifluoroethane	<	0.0042	mg/kg	
B-3727	CP	11/3/20		120	Vinyl chloride	<	0.0042	mg/kg	
B-3727	CP	11/3/20		120	cis-1,2-Dichloroethene	<	0.0042	mg/kg	
B-3727	CP	11/3/20		120	trans-1,2-Dichloroethene	<	0.0042	mg/kg	
B-3727	CP	11/3/20		130	1,1,1-Trichloroethane	<	0.005	mg/kg	
B-3727	CP	11/3/20		130	1,1,2-Trichloroethane	<	0.005	mg/kg	
B-3727	CP	11/3/20		130	1,1-Dichloroethane	<	0.005	mg/kg	
B-3727	CP	11/3/20		130	1,1-Dichloroethene	<	0.005	mg/kg	
B-3727	CP	11/3/20		130	1,2-Dichloroethane	<	0.005	mg/kg	
B-3727	CP	11/3/20		130	Bromodichloromethane	<	0.005	mg/kg	
B-3727	CP	11/3/20		130	Carbon tetrachloride	<	0.005	mg/kg	
B-3727	CP	11/3/20		130	Chloroform	<	0.005	mg/kg	
B-3727	CP	11/3/20		130	Dibromochloromethane	<	0.005	mg/kg	
B-3727	CP	11/3/20		130	Tetrachloroethene	<	0.005	mg/kg	
B-3727	CP	11/3/20		130	Trichloroethene		0.014	mg/kg	
B-3727	CP	11/3/20		130	Trichlorofluoromethane	<	0.005	mg/kg	
B-3727	CP	11/3/20		130	Trichlorotrifluoroethane	<	0.005	mg/kg	
B-3727	CP	11/3/20		130	Vinyl chloride	<	0.005	mg/kg	
B-3727	CP	11/3/20		130	cis-1,2-Dichloroethene	<	0.005	mg/kg	
B-3727	CP	11/3/20		130	trans-1,2-Dichloroethene	<	0.005	mg/kg	
B-3727	CP	11/3/20	DUP	130	1,1,1-Trichloroethane	<	0.005	mg/kg	
B-3727	CP	11/3/20	DUP	130	1,1,2-Trichloroethane	<	0.005	mg/kg	
B-3727	CP	11/3/20	DUP	130	1,1-Dichloroethane	<	0.005	mg/kg	
B-3727	CP	11/3/20	DUP	130	1,1-Dichloroethene	<	0.005	mg/kg	
B-3727	CP	11/3/20	DUP	130	1,2-Dichloroethane	<	0.005	mg/kg	
B-3727	CP	11/3/20	DUP	130	Bromodichloromethane	<	0.005	mg/kg	
B-3727	CP	11/3/20	DUP	130	Carbon tetrachloride	<	0.005	mg/kg	
B-3727	CP	11/3/20	DUP	130	Chloroform	<	0.005	mg/kg	
B-3727	CP	11/3/20	DUP	130	Dibromochloromethane	<	0.005	mg/kg	
B-3727	CP	11/3/20	DUP	130	Tetrachloroethene	<	0.005	mg/kg	
B-3727	CP	11/3/20	DUP	130	Trichloroethene	<	0.005	mg/kg	
B-3727	CP	11/3/20	DUP	130	Trichlorofluoromethane	<	0.005	mg/kg	
B-3727	CP	11/3/20	DUP	130	Trichlorotrifluoroethane	<	0.005	mg/kg	
B-3727	CP	11/3/20	DUP	130	Vinyl chloride	<	0.005	mg/kg	
B-3727	CP	11/3/20	DUP	130	cis-1,2-Dichloroethene	<	0.005	mg/kg	
B-3727	CP	11/3/20	DUP	130	trans-1,2-Dichloroethene	<	0.005	mg/kg	
B-3727	CP	11/3/20		140	1,1,1-Trichloroethane	<	0.0038	mg/kg	
B-3727	CP	11/3/20		140	1,1,2-Trichloroethane	<	0.0038	mg/kg	
B-3727	CP	11/3/20		140	1,1-Dichloroethane	<	0.0038	mg/kg	
B-3727	CP	11/3/20		140	1,1-Dichloroethene	<	0.0038	mg/kg	
B-3727	CP	11/3/20		140	1,2-Dichloroethane	<	0.0038	mg/kg	
B-3727	CP	11/3/20		140	Bromodichloromethane	<	0.0038	mg/kg	
B-3727	CP	11/3/20		140	Carbon tetrachloride	<	0.0038	mg/kg	
B-3727	CP	11/3/20		140	Chloroform	<	0.0038	mg/kg	
B-3727	CP	11/3/20		140	Dibromochloromethane	<	0.0038	mg/kg	
B-3727	CP	11/3/20		140	Tetrachloroethene	<	0.0038	mg/kg	
B-3727	CP	11/3/20		140	Trichloroethene	<	0.0038	mg/kg	
B-3727	CP	11/3/20		140	Trichlorofluoromethane	<	0.0038	mg/kg	

Attachment 2. Table 3. Soil analytical data, Livermore Site, 2021.

Boring	Location Type	Date	Sample Type	Depth (ft)	Parameter	LOS Indicator	Result	Units	QA Flag
B-3727	CP	11/3/20		140	Trichlorotrifluoroethane		< 0.0038	mg/kg	
B-3727	CP	11/3/20		140	Vinyl chloride		< 0.0038	mg/kg	
B-3727	CP	11/3/20		140	cis-1,2-Dichloroethene		< 0.0038	mg/kg	
B-3727	CP	11/3/20		140	trans-1,2-Dichloroethene		< 0.0038	mg/kg	
B-3728	CP	11/5/20		90	1,1,1-Trichloroethane		< 0.0041	mg/kg	
B-3728	CP	11/5/20		90	1,1,2-Trichloroethane		< 0.0041	mg/kg	
B-3728	CP	11/5/20		90	1,1-Dichloroethane		< 0.0041	mg/kg	
B-3728	CP	11/5/20		90	1,1-Dichloroethene		< 0.0041	mg/kg	
B-3728	CP	11/5/20		90	1,2-Dichloroethane		< 0.0041	mg/kg	
B-3728	CP	11/5/20		90	Bromodichloromethane		< 0.0041	mg/kg	
B-3728	CP	11/5/20		90	Bromoform		< 0.0041	mg/kg	
B-3728	CP	11/5/20		90	Carbon tetrachloride		< 0.0041	mg/kg	
B-3728	CP	11/5/20		90	Chloroform		< 0.0041	mg/kg	
B-3728	CP	11/5/20		90	Dibromochloromethane		< 0.0041	mg/kg	
B-3728	CP	11/5/20		90	Tetrachloroethene		< 0.0041	mg/kg	
B-3728	CP	11/5/20		90	Trichloroethene		0.031	mg/kg	
B-3728	CP	11/5/20		90	Trichlorofluoromethane		< 0.0041	mg/kg	
B-3728	CP	11/5/20		90	Trichlorotrifluoroethane		< 0.0041	mg/kg	
B-3728	CP	11/5/20		90	Vinyl chloride		< 0.0041	mg/kg	
B-3728	CP	11/5/20		90	cis-1,2-Dichloroethene		< 0.0041	mg/kg	
B-3728	CP	11/5/20		90	trans-1,2-Dichloroethene		< 0.0041	mg/kg	
B-3728	CP	11/5/20		100	1,1,1-Trichloroethane		< 0.005	mg/kg	D
B-3728	CP	11/5/20		100	1,1,2-Trichloroethane		< 0.005	mg/kg	D
B-3728	CP	11/5/20		100	1,1-Dichloroethane		< 0.005	mg/kg	D
B-3728	CP	11/5/20		100	1,1-Dichloroethene		< 0.005	mg/kg	D
B-3728	CP	11/5/20		100	1,2-Dichloroethane		< 0.005	mg/kg	D
B-3728	CP	11/5/20		100	Bromodichloromethane		< 0.005	mg/kg	D
B-3728	CP	11/5/20		100	Bromoform		< 0.005	mg/kg	D
B-3728	CP	11/5/20		100	Carbon tetrachloride		< 0.005	mg/kg	D
B-3728	CP	11/5/20		100	Chloroform		< 0.005	mg/kg	D
B-3728	CP	11/5/20		100	Dibromochloromethane		< 0.005	mg/kg	D
B-3728	CP	11/5/20		100	Tetrachloroethene		< 0.005	mg/kg	D
B-3728	CP	11/5/20		100	Trichloroethene		< 0.005	mg/kg	D
B-3728	CP	11/5/20		100	Trichlorofluoromethane		< 0.005	mg/kg	D
B-3728	CP	11/5/20		100	Trichlorotrifluoroethane		< 0.005	mg/kg	D
B-3728	CP	11/5/20		100	Vinyl chloride		< 0.005	mg/kg	D
B-3728	CP	11/5/20		100	cis-1,2-Dichloroethene		< 0.005	mg/kg	D
B-3728	CP	11/5/20		100	trans-1,2-Dichloroethene		< 0.005	mg/kg	D
B-3728	CP	11/5/20		110	1,1,1-Trichloroethane		< 0.004	mg/kg	
B-3728	CP	11/5/20		110	1,1,2-Trichloroethane		< 0.004	mg/kg	
B-3728	CP	11/5/20		110	1,1-Dichloroethane		< 0.004	mg/kg	
B-3728	CP	11/5/20		110	1,1-Dichloroethene		< 0.004	mg/kg	
B-3728	CP	11/5/20		110	1,2-Dichloroethane		< 0.004	mg/kg	
B-3728	CP	11/5/20		110	Bromodichloromethane		< 0.004	mg/kg	
B-3728	CP	11/5/20		110	Bromoform		< 0.004	mg/kg	
B-3728	CP	11/5/20		110	Carbon tetrachloride		< 0.004	mg/kg	
B-3728	CP	11/5/20		110	Chloroform		< 0.004	mg/kg	
B-3728	CP	11/5/20		110	Dibromochloromethane		< 0.004	mg/kg	
B-3728	CP	11/5/20		110	Tetrachloroethene		< 0.004	mg/kg	
B-3728	CP	11/5/20		110	Trichloroethene		0.09	mg/kg	
B-3728	CP	11/5/20		110	Trichlorofluoromethane		< 0.004	mg/kg	
B-3728	CP	11/5/20		110	Trichlorotrifluoroethane		< 0.004	mg/kg	
B-3728	CP	11/5/20		110	Vinyl chloride		< 0.004	mg/kg	
B-3728	CP	11/5/20		110	cis-1,2-Dichloroethene		< 0.004	mg/kg	
B-3728	CP	11/5/20		110	trans-1,2-Dichloroethene		< 0.004	mg/kg	
B-3728	CP	11/5/20		120	1,1,1-Trichloroethane		< 0.005	mg/kg	
B-3728	CP	11/5/20		120	1,1,2-Trichloroethane		< 0.005	mg/kg	
B-3728	CP	11/5/20		120	1,1-Dichloroethane		< 0.005	mg/kg	
B-3728	CP	11/5/20		120	1,1-Dichloroethene		< 0.005	mg/kg	
B-3728	CP	11/5/20		120	1,2-Dichloroethane		< 0.005	mg/kg	
B-3728	CP	11/5/20		120	Bromodichloromethane		< 0.005	mg/kg	
B-3728	CP	11/5/20		120	Bromoform		< 0.005	mg/kg	
B-3728	CP	11/5/20		120	Carbon tetrachloride		< 0.005	mg/kg	
B-3728	CP	11/5/20		120	Chloroform		< 0.005	mg/kg	
B-3728	CP	11/5/20		120	Dibromochloromethane		< 0.005	mg/kg	
B-3728	CP	11/5/20		120	Tetrachloroethene		< 0.005	mg/kg	
B-3728	CP	11/5/20		120	Trichloroethene		0.035	mg/kg	
B-3728	CP	11/5/20		120	Trichlorofluoromethane		< 0.005	mg/kg	
B-3728	CP	11/5/20		120	Trichlorotrifluoroethane		< 0.005	mg/kg	
B-3728	CP	11/5/20		120	Vinyl chloride		< 0.005	mg/kg	
B-3728	CP	11/5/20		120	cis-1,2-Dichloroethene		< 0.005	mg/kg	
B-3728	CP	11/5/20		120	trans-1,2-Dichloroethene		< 0.005	mg/kg	
B-3728	CP	11/5/20		130	1,1,1-Trichloroethane		< 0.0038	mg/kg	
B-3728	CP	11/5/20		130	1,1,2-Trichloroethane		< 0.0038	mg/kg	
B-3728	CP	11/5/20		130	1,1-Dichloroethane		< 0.0038	mg/kg	
B-3728	CP	11/5/20		130	1,1-Dichloroethene		< 0.0038	mg/kg	
B-3728	CP	11/5/20		130	1,2-Dichloroethane		< 0.0038	mg/kg	
B-3728	CP	11/5/20		130	Bromodichloromethane		< 0.0038	mg/kg	
B-3728	CP	11/5/20		130	Bromoform		< 0.0038	mg/kg	
B-3728	CP	11/5/20		130	Carbon tetrachloride		< 0.0038	mg/kg	

Attachment 2. Table 3. Soil analytical data, Livermore Site, 2021.

Boring	Location Type	Date	Sample Type	Depth (ft)	Parameter	LOS Indicator	Result	Units	QA Flag
B-3728	CP	11/5/20		130	Chloroform		< 0.0038	mg/kg	
B-3728	CP	11/5/20		130	Dibromochloromethane		< 0.0038	mg/kg	
B-3728	CP	11/5/20		130	Tetrachloroethene		< 0.0038	mg/kg	
B-3728	CP	11/5/20		130	Trichloroethene		0.0042	mg/kg	
B-3728	CP	11/5/20		130	Trichlorofluoromethane		< 0.0038	mg/kg	
B-3728	CP	11/5/20		130	Trichlorotrifluoroethane		< 0.0038	mg/kg	
B-3728	CP	11/5/20		130	Vinyl chloride		< 0.0038	mg/kg	
B-3728	CP	11/5/20		130	cis-1,2-Dichloroethene		< 0.0038	mg/kg	
B-3728	CP	11/5/20		130	trans-1,2-Dichloroethene		< 0.0038	mg/kg	
B-3728	CP	11/5/20		140	1,1,1-Trichloroethane		< 0.0039	mg/kg	
B-3728	CP	11/5/20		140	1,1,2-Trichloroethane		< 0.0039	mg/kg	
B-3728	CP	11/5/20		140	1,1-Dichloroethane		< 0.0039	mg/kg	
B-3728	CP	11/5/20		140	1,1-Dichloroethene		< 0.0039	mg/kg	
B-3728	CP	11/5/20		140	1,2-Dichloroethane		< 0.0039	mg/kg	
B-3728	CP	11/5/20		140	Bromodichloromethane		< 0.0039	mg/kg	
B-3728	CP	11/5/20		140	Bromoform		< 0.0039	mg/kg	
B-3728	CP	11/5/20		140	Carbon tetrachloride		< 0.0039	mg/kg	
B-3728	CP	11/5/20		140	Chloroform		< 0.0039	mg/kg	
B-3728	CP	11/5/20		140	Dibromochloromethane		< 0.0039	mg/kg	
B-3728	CP	11/5/20		140	Tetrachloroethene		< 0.0039	mg/kg	
B-3728	CP	11/5/20		140	Trichloroethene		< 0.0039	mg/kg	
B-3728	CP	11/5/20		140	Trichlorofluoromethane		< 0.0039	mg/kg	
B-3728	CP	11/5/20		140	Trichlorotrifluoroethane		< 0.0039	mg/kg	
B-3728	CP	11/5/20		140	Vinyl chloride		< 0.0039	mg/kg	
B-3728	CP	11/5/20		140	cis-1,2-Dichloroethene		< 0.0039	mg/kg	
B-3728	CP	11/5/20		140	trans-1,2-Dichloroethene		< 0.0039	mg/kg	
B-3729	CP	10/21/20		90	1,1,1-Trichloroethane		< 0.0058	mg/kg	D
B-3729	CP	10/21/20		90	1,1,2-Trichloroethane		< 0.0058	mg/kg	D
B-3729	CP	10/21/20		90	1,1-Dichloroethane		< 0.0058	mg/kg	D
B-3729	CP	10/21/20		90	1,1-Dichloroethene		< 0.0058	mg/kg	D
B-3729	CP	10/21/20		90	1,2-Dichloroethane		< 0.0058	mg/kg	D
B-3729	CP	10/21/20		90	Bromodichloromethane		< 0.0058	mg/kg	D
B-3729	CP	10/21/20		90	Bromoform		< 0.0058	mg/kg	D
B-3729	CP	10/21/20		90	Carbon tetrachloride		< 0.0058	mg/kg	D
B-3729	CP	10/21/20		90	Chloroform		< 0.0058	mg/kg	D
B-3729	CP	10/21/20		90	Dibromochloromethane		< 0.0058	mg/kg	D
B-3729	CP	10/21/20		90	Tetrachloroethene		< 0.0058	mg/kg	D
B-3729	CP	10/21/20		90	Trichloroethene		< 0.0058	mg/kg	D
B-3729	CP	10/21/20		90	Trichlorofluoromethane		< 0.0058	mg/kg	D
B-3729	CP	10/21/20		90	Trichlorotrifluoroethane		< 0.0058	mg/kg	D
B-3729	CP	10/21/20		90	Vinyl chloride		< 0.0058	mg/kg	D
B-3729	CP	10/21/20		90	cis-1,2-Dichloroethene		< 0.0058	mg/kg	D
B-3729	CP	10/21/20		90	trans-1,2-Dichloroethene		< 0.0058	mg/kg	D
B-3729A	CP	11/2/20		100	1,1,1-Trichloroethane		< 0.005	mg/kg	
B-3729A	CP	11/2/20		100	1,1,2-Trichloroethane		< 0.005	mg/kg	
B-3729A	CP	11/2/20		100	1,1-Dichloroethane		< 0.005	mg/kg	
B-3729A	CP	11/2/20		100	1,1-Dichloroethene		< 0.005	mg/kg	
B-3729A	CP	11/2/20		100	1,2-Dichloroethane		< 0.005	mg/kg	
B-3729A	CP	11/2/20		100	Bromodichloromethane		< 0.005	mg/kg	
B-3729A	CP	11/2/20		100	Carbon tetrachloride		< 0.005	mg/kg	
B-3729A	CP	11/2/20		100	Chloroform		< 0.005	mg/kg	
B-3729A	CP	11/2/20		100	Dibromochloromethane		< 0.005	mg/kg	
B-3729A	CP	11/2/20		100	Tetrachloroethene		< 0.005	mg/kg	
B-3729A	CP	11/2/20		100	Trichloroethene		< 0.005	mg/kg	
B-3729A	CP	11/2/20		100	Trichlorofluoromethane		< 0.005	mg/kg	
B-3729A	CP	11/2/20		100	Trichlorotrifluoroethane		< 0.005	mg/kg	
B-3729A	CP	11/2/20		100	Vinyl chloride		< 0.005	mg/kg	
B-3729A	CP	11/2/20		100	cis-1,2-Dichloroethene		< 0.005	mg/kg	
B-3729A	CP	11/2/20		100	trans-1,2-Dichloroethene		< 0.005	mg/kg	
B-3729A	CP	11/2/20		110	1,1,1-Trichloroethane		< 0.0041	mg/kg	
B-3729A	CP	11/2/20		110	1,1,2-Trichloroethane		< 0.0041	mg/kg	
B-3729A	CP	11/2/20		110	1,1-Dichloroethane		< 0.0041	mg/kg	
B-3729A	CP	11/2/20		110	1,1-Dichloroethene		< 0.0041	mg/kg	
B-3729A	CP	11/2/20		110	1,2-Dichloroethane		< 0.0041	mg/kg	
B-3729A	CP	11/2/20		110	Bromodichloromethane		< 0.0041	mg/kg	
B-3729A	CP	11/2/20		110	Carbon tetrachloride		< 0.0041	mg/kg	
B-3729A	CP	11/2/20		110	Chloroform		< 0.0041	mg/kg	
B-3729A	CP	11/2/20		110	Dibromochloromethane		< 0.0041	mg/kg	
B-3729A	CP	11/2/20		110	Tetrachloroethene		< 0.0041	mg/kg	
B-3729A	CP	11/2/20		110	Trichloroethene		0.022	mg/kg	
B-3729A	CP	11/2/20		110	Trichlorofluoromethane		< 0.0041	mg/kg	
B-3729A	CP	11/2/20		110	Trichlorotrifluoroethane		< 0.0041	mg/kg	
B-3729A	CP	11/2/20		110	Vinyl chloride		< 0.0041	mg/kg	
B-3729A	CP	11/2/20		110	cis-1,2-Dichloroethene		< 0.0041	mg/kg	
B-3729A	CP	11/2/20		110	trans-1,2-Dichloroethene		< 0.0041	mg/kg	
B-3729A	CP	11/2/20		120	1,1,1-Trichloroethane		< 0.0058	mg/kg	D
B-3729A	CP	11/2/20		120	1,1,2-Trichloroethane		< 0.0058	mg/kg	D
B-3729A	CP	11/2/20		120	1,1-Dichloroethane		< 0.0058	mg/kg	D
B-3729A	CP	11/2/20		120	1,1-Dichloroethene		< 0.0058	mg/kg	D
B-3729A	CP	11/2/20		120	1,2-Dichloroethane		< 0.0058	mg/kg	D

Attachment 2. Table 3. Soil analytical data, Livermore Site, 2021.

Boring	Location Type	Date	Sample Type	Depth (ft)	Parameter	LOS Indicator	Result	Units	QA Flag
B-3729A	CP	11/2/20		120	Bromodichloromethane		< 0.0058	mg/kg	D
B-3729A	CP	11/2/20		120	Carbon tetrachloride		< 0.0058	mg/kg	D
B-3729A	CP	11/2/20		120	Chloroform		< 0.0058	mg/kg	D
B-3729A	CP	11/2/20		120	Dibromochloromethane		< 0.0058	mg/kg	D
B-3729A	CP	11/2/20		120	Tetrachloroethene		< 0.0058	mg/kg	D
B-3729A	CP	11/2/20		120	Trichloroethene		0.0067	mg/kg	D
B-3729A	CP	11/2/20		120	Trichlorofluoromethane		< 0.0058	mg/kg	D
B-3729A	CP	11/2/20		120	Trichlorotrifluoroethane		< 0.0058	mg/kg	D
B-3729A	CP	11/2/20		120	Vinyl chloride		< 0.0058	mg/kg	D
B-3729A	CP	11/2/20		120	cis-1,2-Dichloroethene		< 0.0058	mg/kg	D
B-3729A	CP	11/2/20		120	trans-1,2-Dichloroethene		< 0.0058	mg/kg	D
B-3729A	CP	11/2/20		130.4	1,1,1-Trichloroethane		< 0.0083	mg/kg	D
B-3729A	CP	11/2/20		130.4	1,1,2-Trichloroethane		< 0.0083	mg/kg	D
B-3729A	CP	11/2/20		130.4	1,1-Dichloroethane		< 0.0083	mg/kg	D
B-3729A	CP	11/2/20		130.4	1,1-Dichloroethene		< 0.0083	mg/kg	D
B-3729A	CP	11/2/20		130.4	1,2-Dichloroethane		< 0.0083	mg/kg	D
B-3729A	CP	11/2/20		130.4	Bromodichloromethane		< 0.0083	mg/kg	D
B-3729A	CP	11/2/20		130.4	Carbon tetrachloride		< 0.0083	mg/kg	D
B-3729A	CP	11/2/20		130.4	Chloroform		< 0.0083	mg/kg	D
B-3729A	CP	11/2/20		130.4	Dibromochloromethane		< 0.0083	mg/kg	D
B-3729A	CP	11/2/20		130.4	Tetrachloroethene		< 0.0083	mg/kg	D
B-3729A	CP	11/2/20		130.4	Trichloroethene		0.012	mg/kg	D
B-3729A	CP	11/2/20		130.4	Trichlorofluoromethane		< 0.0083	mg/kg	D
B-3729A	CP	11/2/20		130.4	Trichlorotrifluoroethane		< 0.0083	mg/kg	D
B-3729A	CP	11/2/20		130.4	Vinyl chloride		< 0.0083	mg/kg	D
B-3729A	CP	11/2/20		130.4	cis-1,2-Dichloroethene		< 0.0083	mg/kg	D
B-3729A	CP	11/2/20		130.4	trans-1,2-Dichloroethene		< 0.0083	mg/kg	D
B-3729A	CP	11/2/20		139.5	1,1,1-Trichloroethane		< 0.0089	mg/kg	D
B-3729A	CP	11/2/20		139.5	1,1,2-Trichloroethane		< 0.0089	mg/kg	D
B-3729A	CP	11/2/20		139.5	1,1-Dichloroethane		< 0.0089	mg/kg	D
B-3729A	CP	11/2/20		139.5	1,1-Dichloroethene		< 0.0089	mg/kg	D
B-3729A	CP	11/2/20		139.5	1,2-Dichloroethane		< 0.0089	mg/kg	D
B-3729A	CP	11/2/20		139.5	Bromodichloromethane		< 0.0089	mg/kg	D
B-3729A	CP	11/2/20		139.5	Carbon tetrachloride		< 0.0089	mg/kg	D
B-3729A	CP	11/2/20		139.5	Chloroform		< 0.0089	mg/kg	D
B-3729A	CP	11/2/20		139.5	Dibromochloromethane		< 0.0089	mg/kg	D
B-3729A	CP	11/2/20		139.5	Tetrachloroethene		< 0.0089	mg/kg	D
B-3729A	CP	11/2/20		139.5	Trichloroethene		< 0.0089	mg/kg	D
B-3729A	CP	11/2/20		139.5	Trichlorofluoromethane		< 0.0089	mg/kg	D
B-3729A	CP	11/2/20		139.5	Trichlorotrifluoroethane		< 0.0089	mg/kg	D
B-3729A	CP	11/2/20		139.5	Vinyl chloride		< 0.0089	mg/kg	D
B-3729A	CP	11/2/20		139.5	cis-1,2-Dichloroethene		< 0.0089	mg/kg	D
B-3729A	CP	11/2/20		139.5	trans-1,2-Dichloroethene		< 0.0089	mg/kg	D
B-3730	CP	11/4/20		90	1,1,1-Trichloroethane		< 0.0065	mg/kg	D
B-3730	CP	11/4/20		90	1,1,2-Trichloroethane		< 0.0065	mg/kg	D
B-3730	CP	11/4/20		90	1,1-Dichloroethane		< 0.0065	mg/kg	D
B-3730	CP	11/4/20		90	1,1-Dichloroethene		< 0.0065	mg/kg	D
B-3730	CP	11/4/20		90	1,2-Dichloroethane		< 0.0065	mg/kg	D
B-3730	CP	11/4/20		90	Bromodichloromethane		< 0.0065	mg/kg	D
B-3730	CP	11/4/20		90	Carbon tetrachloride		< 0.0065	mg/kg	D
B-3730	CP	11/4/20		90	Chloroform		< 0.0065	mg/kg	D
B-3730	CP	11/4/20		90	Dibromochloromethane		< 0.0065	mg/kg	D
B-3730	CP	11/4/20		90	Tetrachloroethene		< 0.0065	mg/kg	D
B-3730	CP	11/4/20		90	Trichloroethene		< 0.0065	mg/kg	D
B-3730	CP	11/4/20		90	Trichlorofluoromethane		< 0.0065	mg/kg	D
B-3730	CP	11/4/20		90	Trichlorotrifluoroethane		< 0.0065	mg/kg	D
B-3730	CP	11/4/20		90	Vinyl chloride		< 0.0065	mg/kg	D
B-3730	CP	11/4/20		90	cis-1,2-Dichloroethene		< 0.0065	mg/kg	D
B-3730	CP	11/4/20		90	trans-1,2-Dichloroethene		< 0.0065	mg/kg	D
B-3730	CP	11/4/20		100	1,1,1-Trichloroethane		< 0.0056	mg/kg	D
B-3730	CP	11/4/20		100	1,1,2-Trichloroethane		< 0.0056	mg/kg	D
B-3730	CP	11/4/20		100	1,1-Dichloroethane		< 0.0056	mg/kg	D
B-3730	CP	11/4/20		100	1,1-Dichloroethene		< 0.0056	mg/kg	D
B-3730	CP	11/4/20		100	1,2-Dichloroethane		< 0.0056	mg/kg	D
B-3730	CP	11/4/20		100	Bromodichloromethane		< 0.0056	mg/kg	D
B-3730	CP	11/4/20		100	Carbon tetrachloride		< 0.0056	mg/kg	D
B-3730	CP	11/4/20		100	Chloroform		< 0.0056	mg/kg	D
B-3730	CP	11/4/20		100	Dibromochloromethane		< 0.0056	mg/kg	D
B-3730	CP	11/4/20		100	Tetrachloroethene		< 0.0056	mg/kg	D
B-3730	CP	11/4/20		100	Trichloroethene		< 0.0056	mg/kg	D
B-3730	CP	11/4/20		100	Trichlorofluoromethane		< 0.0056	mg/kg	D
B-3730	CP	11/4/20		100	Trichlorotrifluoroethane		< 0.0056	mg/kg	D
B-3730	CP	11/4/20		100	Vinyl chloride		< 0.0056	mg/kg	D
B-3730	CP	11/4/20		100	cis-1,2-Dichloroethene		< 0.0056	mg/kg	D
B-3730	CP	11/4/20		100	trans-1,2-Dichloroethene		< 0.0056	mg/kg	D
B-3730	CP	11/4/20		110	1,1,1-Trichloroethane		< 0.0042	mg/kg	
B-3730	CP	11/4/20		110	1,1,2-Trichloroethane		< 0.0042	mg/kg	
B-3730	CP	11/4/20		110	1,1-Dichloroethane		< 0.0042	mg/kg	
B-3730	CP	11/4/20		110	1,1-Dichloroethene		< 0.0042	mg/kg	
B-3730	CP	11/4/20		110	1,2-Dichloroethane		< 0.0042	mg/kg	

Attachment 2. Table 3. Soil analytical data, Livermore Site, 2021.

Boring	Location Type	Date	Sample Type	Depth (ft)	Parameter	LOS Indicator	Result	Units	QA Flag
B-3730	CP	11/4/20		110	Bromodichloromethane		< 0.0042	mg/kg	
B-3730	CP	11/4/20		110	Carbon tetrachloride		< 0.0042	mg/kg	
B-3730	CP	11/4/20		110	Chloroform		< 0.0042	mg/kg	
B-3730	CP	11/4/20		110	Dibromochloromethane		< 0.0042	mg/kg	
B-3730	CP	11/4/20		110	Tetrachloroethene		< 0.0042	mg/kg	
B-3730	CP	11/4/20		110	Trichloroethene		0.016	mg/kg	
B-3730	CP	11/4/20		110	Trichlorofluoromethane		< 0.0042	mg/kg	
B-3730	CP	11/4/20		110	Trichlorotrifluoroethane		< 0.0042	mg/kg	
B-3730	CP	11/4/20		110	Vinyl chloride		< 0.0042	mg/kg	
B-3730	CP	11/4/20		110	cis-1,2-Dichloroethene		< 0.0042	mg/kg	
B-3730	CP	11/4/20		110	trans-1,2-Dichloroethene		< 0.0042	mg/kg	
B-3730	CP	11/4/20		120	1,1,1-Trichloroethane		< 0.005	mg/kg	
B-3730	CP	11/4/20		120	1,1,2-Trichloroethane		< 0.005	mg/kg	
B-3730	CP	11/4/20		120	1,1-Dichloroethane		< 0.005	mg/kg	
B-3730	CP	11/4/20		120	1,1-Dichloroethene		< 0.005	mg/kg	
B-3730	CP	11/4/20		120	1,2-Dichloroethane		< 0.005	mg/kg	
B-3730	CP	11/4/20		120	Bromodichloromethane		< 0.005	mg/kg	
B-3730	CP	11/4/20		120	Carbon tetrachloride		< 0.005	mg/kg	
B-3730	CP	11/4/20		120	Chloroform		< 0.005	mg/kg	
B-3730	CP	11/4/20		120	Dibromochloromethane		< 0.005	mg/kg	
B-3730	CP	11/4/20		120	Tetrachloroethene		< 0.005	mg/kg	
B-3730	CP	11/4/20		120	Trichloroethene		0.01	mg/kg	
B-3730	CP	11/4/20		120	Trichlorofluoromethane		< 0.005	mg/kg	
B-3730	CP	11/4/20		120	Trichlorotrifluoroethane		< 0.005	mg/kg	
B-3730	CP	11/4/20		120	Vinyl chloride		< 0.005	mg/kg	
B-3730	CP	11/4/20		120	cis-1,2-Dichloroethene		< 0.005	mg/kg	
B-3730	CP	11/4/20		120	trans-1,2-Dichloroethene		< 0.005	mg/kg	
B-3730	CP	11/4/20		130	1,1,1-Trichloroethane		< 0.005	mg/kg	D
B-3730	CP	11/4/20		130	1,1,2-Trichloroethane		< 0.005	mg/kg	D
B-3730	CP	11/4/20		130	1,1-Dichloroethane		< 0.005	mg/kg	D
B-3730	CP	11/4/20		130	1,1-Dichloroethene		< 0.005	mg/kg	D
B-3730	CP	11/4/20		130	1,2-Dichloroethane		< 0.005	mg/kg	D
B-3730	CP	11/4/20		130	Bromodichloromethane		< 0.005	mg/kg	D
B-3730	CP	11/4/20		130	Carbon tetrachloride		< 0.005	mg/kg	D
B-3730	CP	11/4/20		130	Chloroform		< 0.005	mg/kg	D
B-3730	CP	11/4/20		130	Dibromochloromethane		< 0.005	mg/kg	D
B-3730	CP	11/4/20		130	Tetrachloroethene		< 0.005	mg/kg	D
B-3730	CP	11/4/20		130	Trichloroethene		0.2	mg/kg	D
B-3730	CP	11/4/20		130	Trichlorofluoromethane		< 0.005	mg/kg	D
B-3730	CP	11/4/20		130	Trichlorotrifluoroethane		< 0.005	mg/kg	D
B-3730	CP	11/4/20		130	Vinyl chloride		< 0.005	mg/kg	D
B-3730	CP	11/4/20		130	cis-1,2-Dichloroethene		< 0.005	mg/kg	D
B-3730	CP	11/4/20		130	trans-1,2-Dichloroethene		< 0.005	mg/kg	D
B-3730	CP	11/4/20		140	1,1,1-Trichloroethane		< 0.0043	mg/kg	
B-3730	CP	11/4/20		140	1,1,2-Trichloroethane		< 0.0043	mg/kg	
B-3730	CP	11/4/20		140	1,1-Dichloroethane		< 0.0043	mg/kg	
B-3730	CP	11/4/20		140	1,1-Dichloroethene		< 0.0043	mg/kg	
B-3730	CP	11/4/20		140	1,2-Dichloroethane		< 0.0043	mg/kg	
B-3730	CP	11/4/20		140	Bromodichloromethane		< 0.0043	mg/kg	
B-3730	CP	11/4/20		140	Carbon tetrachloride		< 0.0043	mg/kg	
B-3730	CP	11/4/20		140	Chloroform		< 0.0043	mg/kg	
B-3730	CP	11/4/20		140	Dibromochloromethane		< 0.0043	mg/kg	
B-3730	CP	11/4/20		140	Tetrachloroethene		< 0.0043	mg/kg	
B-3730	CP	11/4/20		140	Trichloroethene		< 0.0043	mg/kg	
B-3730	CP	11/4/20		140	Trichlorofluoromethane		< 0.0043	mg/kg	
B-3730	CP	11/4/20		140	Trichlorotrifluoroethane		< 0.0043	mg/kg	
B-3730	CP	11/4/20		140	Vinyl chloride		< 0.0043	mg/kg	
B-3730	CP	11/4/20		140	cis-1,2-Dichloroethene		< 0.0043	mg/kg	
B-3730	CP	11/4/20		140	trans-1,2-Dichloroethene		< 0.0043	mg/kg	
B-3731	CP	11/10/20		90	1,1,1-Trichloroethane		< 0.0063	mg/kg	D
B-3731	CP	11/10/20		90	1,1,2-Trichloroethane		< 0.0063	mg/kg	D
B-3731	CP	11/10/20		90	1,1-Dichloroethane		< 0.0063	mg/kg	D
B-3731	CP	11/10/20		90	1,1-Dichloroethene		< 0.0063	mg/kg	D
B-3731	CP	11/10/20		90	1,2-Dichloroethane		< 0.0063	mg/kg	D
B-3731	CP	11/10/20		90	Bromodichloromethane		< 0.0063	mg/kg	D
B-3731	CP	11/10/20		90	Bromoform		< 0.0063	mg/kg	D
B-3731	CP	11/10/20		90	Carbon tetrachloride		< 0.0063	mg/kg	D
B-3731	CP	11/10/20		90	Chloroform		< 0.0063	mg/kg	D
B-3731	CP	11/10/20		90	Dibromochloromethane		< 0.0063	mg/kg	D
B-3731	CP	11/10/20		90	Tetrachloroethene		< 0.0063	mg/kg	D
B-3731	CP	11/10/20		90	Trichloroethene		< 0.0063	mg/kg	D
B-3731	CP	11/10/20		90	Trichlorofluoromethane		< 0.0063	mg/kg	D
B-3731	CP	11/10/20		90	Trichlorotrifluoroethane		< 0.0063	mg/kg	D
B-3731	CP	11/10/20		90	Vinyl chloride		< 0.0063	mg/kg	D
B-3731	CP	11/10/20		90	cis-1,2-Dichloroethene		< 0.0063	mg/kg	D
B-3731	CP	11/10/20		90	trans-1,2-Dichloroethene		< 0.0063	mg/kg	D
B-3731	CP	11/10/20		100	1,1,1-Trichloroethane		< 0.0043	mg/kg	
B-3731	CP	11/10/20		100	1,1,2-Trichloroethane		< 0.0043	mg/kg	
B-3731	CP	11/10/20		100	1,1-Dichloroethane		< 0.0043	mg/kg	
B-3731	CP	11/10/20		100	1,1-Dichloroethene		< 0.0043	mg/kg	

Attachment 2. Table 3. Soil analytical data, Livermore Site, 2021.

Boring	Location Type	Date	Sample Type	Depth (ft)	Parameter	LOS Indicator	Result	Units	QA Flag
B-3731	CP	11/10/20		100	1,2-Dichloroethane		< 0.0043	mg/kg	
B-3731	CP	11/10/20		100	Bromodichloromethane		< 0.0043	mg/kg	
B-3731	CP	11/10/20		100	Bromoform		< 0.0043	mg/kg	
B-3731	CP	11/10/20		100	Carbon tetrachloride		< 0.0043	mg/kg	
B-3731	CP	11/10/20		100	Chloroform		< 0.0043	mg/kg	
B-3731	CP	11/10/20		100	Dibromochloromethane		< 0.0043	mg/kg	
B-3731	CP	11/10/20		100	Tetrachloroethene		< 0.0043	mg/kg	
B-3731	CP	11/10/20		100	Trichloroethene		0.12	mg/kg	
B-3731	CP	11/10/20		100	Trichlorofluoromethane		< 0.0043	mg/kg	
B-3731	CP	11/10/20		100	Trichlorotrifluoroethane		< 0.0043	mg/kg	
B-3731	CP	11/10/20		100	Vinyl chloride		< 0.0043	mg/kg	
B-3731	CP	11/10/20		100	cis-1,2-Dichloroethene		< 0.0043	mg/kg	
B-3731	CP	11/10/20		100	trans-1,2-Dichloroethene		< 0.0043	mg/kg	
B-3731	CP	11/10/20		110	1,1,1-Trichloroethane		< 0.0045	mg/kg	
B-3731	CP	11/10/20		110	1,1,2-Trichloroethane		< 0.0045	mg/kg	
B-3731	CP	11/10/20		110	1,1-Dichloroethane		< 0.0045	mg/kg	
B-3731	CP	11/10/20		110	1,1-Dichloroethene		< 0.0045	mg/kg	
B-3731	CP	11/10/20		110	1,2-Dichloroethane		< 0.0045	mg/kg	
B-3731	CP	11/10/20		110	Bromodichloromethane		< 0.0045	mg/kg	
B-3731	CP	11/10/20		110	Bromoform		< 0.0045	mg/kg	
B-3731	CP	11/10/20		110	Carbon tetrachloride		< 0.0045	mg/kg	
B-3731	CP	11/10/20		110	Chloroform		< 0.0045	mg/kg	
B-3731	CP	11/10/20		110	Dibromochloromethane		< 0.0045	mg/kg	
B-3731	CP	11/10/20		110	Tetrachloroethene		< 0.0045	mg/kg	
B-3731	CP	11/10/20		110	Trichloroethene		0.036	mg/kg	
B-3731	CP	11/10/20		110	Trichlorofluoromethane		< 0.0045	mg/kg	
B-3731	CP	11/10/20		110	Trichlorotrifluoroethane		< 0.0045	mg/kg	
B-3731	CP	11/10/20		110	Vinyl chloride		< 0.0045	mg/kg	
B-3731	CP	11/10/20		110	cis-1,2-Dichloroethene		< 0.0045	mg/kg	
B-3731	CP	11/10/20		110	trans-1,2-Dichloroethene		< 0.0045	mg/kg	
B-3731	CP	11/10/20		120	1,1,1-Trichloroethane		< 0.0059	mg/kg	D
B-3731	CP	11/10/20		120	1,1,2-Trichloroethane		< 0.0059	mg/kg	D
B-3731	CP	11/10/20		120	1,1-Dichloroethane		< 0.0059	mg/kg	D
B-3731	CP	11/10/20		120	1,1-Dichloroethene		< 0.0059	mg/kg	D
B-3731	CP	11/10/20		120	1,2-Dichloroethane		< 0.0059	mg/kg	D
B-3731	CP	11/10/20		120	Bromodichloromethane		< 0.0059	mg/kg	D
B-3731	CP	11/10/20		120	Bromoform		< 0.0059	mg/kg	D
B-3731	CP	11/10/20		120	Carbon tetrachloride		< 0.0059	mg/kg	D
B-3731	CP	11/10/20		120	Chloroform		< 0.0059	mg/kg	D
B-3731	CP	11/10/20		120	Dibromochloromethane		< 0.0059	mg/kg	D
B-3731	CP	11/10/20		120	Tetrachloroethene		< 0.0059	mg/kg	D
B-3731	CP	11/10/20		120	Trichloroethene		< 0.0059	mg/kg	D
B-3731	CP	11/10/20		120	Trichlorofluoromethane		< 0.0059	mg/kg	D
B-3731	CP	11/10/20		120	Trichlorotrifluoroethane		< 0.0059	mg/kg	D
B-3731	CP	11/10/20		120	Vinyl chloride		< 0.0059	mg/kg	D
B-3731	CP	11/10/20		120	cis-1,2-Dichloroethene		< 0.0059	mg/kg	D
B-3731	CP	11/10/20		120	trans-1,2-Dichloroethene		< 0.0059	mg/kg	D
B-3731	CP	11/10/20		130	1,1,1-Trichloroethane		< 0.006	mg/kg	D
B-3731	CP	11/10/20		130	1,1,2-Trichloroethane		< 0.006	mg/kg	D
B-3731	CP	11/10/20		130	1,1-Dichloroethane		< 0.006	mg/kg	D
B-3731	CP	11/10/20		130	1,1-Dichloroethene		< 0.006	mg/kg	D
B-3731	CP	11/10/20		130	1,2-Dichloroethane		< 0.006	mg/kg	D
B-3731	CP	11/10/20		130	Bromodichloromethane		< 0.006	mg/kg	D
B-3731	CP	11/10/20		130	Bromoform		< 0.006	mg/kg	D
B-3731	CP	11/10/20		130	Carbon tetrachloride		< 0.006	mg/kg	D
B-3731	CP	11/10/20		130	Chloroform		< 0.006	mg/kg	D
B-3731	CP	11/10/20		130	Dibromochloromethane		< 0.006	mg/kg	D
B-3731	CP	11/10/20		130	Tetrachloroethene		< 0.006	mg/kg	D
B-3731	CP	11/10/20		130	Trichloroethene		0.26	mg/kg	D
B-3731	CP	11/10/20		130	Trichlorofluoromethane		< 0.006	mg/kg	D
B-3731	CP	11/10/20		130	Trichlorotrifluoroethane		< 0.006	mg/kg	D
B-3731	CP	11/10/20		130	Vinyl chloride		< 0.006	mg/kg	D
B-3731	CP	11/10/20		130	cis-1,2-Dichloroethene		< 0.006	mg/kg	D
B-3731	CP	11/10/20		130	trans-1,2-Dichloroethene		< 0.006	mg/kg	D
B-3731	CP	11/10/20	DUP	130	1,1,1-Trichloroethane		< 0.005	mg/kg	
B-3731	CP	11/10/20	DUP	130	1,1,2-Trichloroethane		< 0.005	mg/kg	
B-3731	CP	11/10/20	DUP	130	1,1-Dichloroethane		< 0.005	mg/kg	
B-3731	CP	11/10/20	DUP	130	1,1-Dichloroethene		< 0.005	mg/kg	
B-3731	CP	11/10/20	DUP	130	1,2-Dichloroethane		< 0.005	mg/kg	
B-3731	CP	11/10/20	DUP	130	Bromodichloromethane		< 0.005	mg/kg	
B-3731	CP	11/10/20	DUP	130	Bromoform		< 0.005	mg/kg	
B-3731	CP	11/10/20	DUP	130	Carbon tetrachloride		< 0.005	mg/kg	
B-3731	CP	11/10/20	DUP	130	Chloroform		< 0.005	mg/kg	
B-3731	CP	11/10/20	DUP	130	Dibromochloromethane		< 0.005	mg/kg	
B-3731	CP	11/10/20	DUP	130	Tetrachloroethene		< 0.005	mg/kg	
B-3731	CP	11/10/20	DUP	130	Trichloroethene		0.27	mg/kg	
B-3731	CP	11/10/20	DUP	130	Trichlorofluoromethane		< 0.005	mg/kg	
B-3731	CP	11/10/20	DUP	130	Trichlorotrifluoroethane		< 0.005	mg/kg	
B-3731	CP	11/10/20	DUP	130	Vinyl chloride		< 0.005	mg/kg	
B-3731	CP	11/10/20	DUP	130	cis-1,2-Dichloroethene		< 0.005	mg/kg	

Attachment 2. Table 3. Soil analytical data, Livermore Site, 2021.

Boring	Location Type	Date	Sample Type	Depth (ft)	Parameter	LOS Indicator	Result	Units	QA Flag
B-3731	CP	11/10/20	DUP	130	trans-1,2-Dichloroethene		< 0.005	mg/kg	
B-3731	CP	11/10/20		140	1,1,1-Trichloroethane		< 0.004	mg/kg	
B-3731	CP	11/10/20		140	1,1,2-Trichloroethane		< 0.004	mg/kg	
B-3731	CP	11/10/20		140	1,1-Dichloroethane		< 0.004	mg/kg	
B-3731	CP	11/10/20		140	1,1-Dichloroethene		< 0.004	mg/kg	
B-3731	CP	11/10/20		140	1,2-Dichloroethane		< 0.004	mg/kg	
B-3731	CP	11/10/20		140	Bromodichloromethane		< 0.004	mg/kg	
B-3731	CP	11/10/20		140	Bromoform		< 0.004	mg/kg	
B-3731	CP	11/10/20		140	Carbon tetrachloride		< 0.004	mg/kg	
B-3731	CP	11/10/20		140	Chloroform		< 0.004	mg/kg	
B-3731	CP	11/10/20		140	Dibromochloromethane		< 0.004	mg/kg	
B-3731	CP	11/10/20		140	Tetrachloroethene		< 0.004	mg/kg	
B-3731	CP	11/10/20		140	Trichloroethene		0.28	mg/kg	
B-3731	CP	11/10/20		140	Trichlorofluoromethane		< 0.004	mg/kg	
B-3731	CP	11/10/20		140	Trichlorotrifluoroethane		< 0.004	mg/kg	
B-3731	CP	11/10/20		140	Vinyl chloride		< 0.004	mg/kg	
B-3731	CP	11/10/20		140	cis-1,2-Dichloroethene		< 0.004	mg/kg	
B-3731	CP	11/10/20		140	trans-1,2-Dichloroethene		< 0.004	mg/kg	
B-3732	CP	11/11/20		90	1,1,1-Trichloroethane		< 0.005	mg/kg	D
B-3732	CP	11/11/20		90	1,1,2-Trichloroethane		< 0.005	mg/kg	D
B-3732	CP	11/11/20		90	1,1-Dichloroethane		< 0.005	mg/kg	D
B-3732	CP	11/11/20		90	1,1-Dichloroethene		< 0.005	mg/kg	D
B-3732	CP	11/11/20		90	1,2-Dichloroethane		< 0.005	mg/kg	D
B-3732	CP	11/11/20		90	Bromodichloromethane		< 0.005	mg/kg	D
B-3732	CP	11/11/20		90	Bromoform		< 0.005	mg/kg	D
B-3732	CP	11/11/20		90	Carbon tetrachloride		< 0.005	mg/kg	D
B-3732	CP	11/11/20		90	Chloroform		< 0.005	mg/kg	D
B-3732	CP	11/11/20		90	Dibromochloromethane		< 0.005	mg/kg	D
B-3732	CP	11/11/20		90	Tetrachloroethene		< 0.005	mg/kg	D
B-3732	CP	11/11/20		90	Trichloroethene		0.076	mg/kg	D
B-3732	CP	11/11/20		90	Trichlorofluoromethane		< 0.005	mg/kg	D
B-3732	CP	11/11/20		90	Trichlorotrifluoroethane		< 0.005	mg/kg	D
B-3732	CP	11/11/20		90	Vinyl chloride		< 0.005	mg/kg	D
B-3732	CP	11/11/20		90	cis-1,2-Dichloroethene		< 0.005	mg/kg	D
B-3732	CP	11/11/20		90	trans-1,2-Dichloroethene		< 0.005	mg/kg	D
B-3732	CP	11/11/20		100	1,1,1-Trichloroethane		< 0.005	mg/kg	D
B-3732	CP	11/11/20		100	1,1,2-Trichloroethane		< 0.005	mg/kg	D
B-3732	CP	11/11/20		100	1,1-Dichloroethane		< 0.005	mg/kg	D
B-3732	CP	11/11/20		100	1,1-Dichloroethene		< 0.005	mg/kg	D
B-3732	CP	11/11/20		100	1,2-Dichloroethane		< 0.005	mg/kg	D
B-3732	CP	11/11/20		100	Bromodichloromethane		< 0.005	mg/kg	D
B-3732	CP	11/11/20		100	Bromoform		< 0.005	mg/kg	D
B-3732	CP	11/11/20		100	Carbon tetrachloride		< 0.005	mg/kg	D
B-3732	CP	11/11/20		100	Chloroform		< 0.005	mg/kg	D
B-3732	CP	11/11/20		100	Dibromochloromethane		< 0.005	mg/kg	D
B-3732	CP	11/11/20		100	Tetrachloroethene		< 0.005	mg/kg	D
B-3732	CP	11/11/20		100	Trichloroethene		0.068	mg/kg	D
B-3732	CP	11/11/20		100	Trichlorofluoromethane		< 0.005	mg/kg	D
B-3732	CP	11/11/20		100	Trichlorotrifluoroethane		< 0.005	mg/kg	D
B-3732	CP	11/11/20		100	Vinyl chloride		< 0.005	mg/kg	D
B-3732	CP	11/11/20		100	cis-1,2-Dichloroethene		< 0.005	mg/kg	D
B-3732	CP	11/11/20		100	trans-1,2-Dichloroethene		< 0.005	mg/kg	D
B-3732	CP	11/11/20		110	1,1,1-Trichloroethane		< 0.0041	mg/kg	
B-3732	CP	11/11/20		110	1,1,2-Trichloroethane		< 0.0041	mg/kg	
B-3732	CP	11/11/20		110	1,1-Dichloroethane		< 0.0041	mg/kg	
B-3732	CP	11/11/20		110	1,1-Dichloroethene		< 0.0041	mg/kg	
B-3732	CP	11/11/20		110	1,2-Dichloroethane		< 0.0041	mg/kg	
B-3732	CP	11/11/20		110	Bromodichloromethane		< 0.0041	mg/kg	
B-3732	CP	11/11/20		110	Bromoform		< 0.0041	mg/kg	
B-3732	CP	11/11/20		110	Carbon tetrachloride		< 0.0041	mg/kg	
B-3732	CP	11/11/20		110	Chloroform		< 0.0041	mg/kg	
B-3732	CP	11/11/20		110	Dibromochloromethane		< 0.0041	mg/kg	
B-3732	CP	11/11/20		110	Tetrachloroethene		< 0.0041	mg/kg	
B-3732	CP	11/11/20		110	Trichloroethene		< 0.0041	mg/kg	
B-3732	CP	11/11/20		110	Trichlorofluoromethane		< 0.0041	mg/kg	
B-3732	CP	11/11/20		110	Trichlorotrifluoroethane		< 0.0041	mg/kg	
B-3732	CP	11/11/20		110	Vinyl chloride		< 0.0041	mg/kg	
B-3732	CP	11/11/20		110	cis-1,2-Dichloroethene		< 0.0041	mg/kg	
B-3732	CP	11/11/20		110	trans-1,2-Dichloroethene		< 0.0041	mg/kg	
B-3732	CP	11/11/20		120	1,1,1-Trichloroethane		< 0.005	mg/kg	
B-3732	CP	11/11/20		120	1,1,2-Trichloroethane		< 0.005	mg/kg	
B-3732	CP	11/11/20		120	1,1-Dichloroethane		< 0.005	mg/kg	
B-3732	CP	11/11/20		120	1,1-Dichloroethene		< 0.005	mg/kg	
B-3732	CP	11/11/20		120	1,2-Dichloroethane		< 0.005	mg/kg	
B-3732	CP	11/11/20		120	Bromodichloromethane		< 0.005	mg/kg	
B-3732	CP	11/11/20		120	Bromoform		< 0.005	mg/kg	
B-3732	CP	11/11/20		120	Carbon tetrachloride		< 0.005	mg/kg	
B-3732	CP	11/11/20		120	Chloroform		< 0.005	mg/kg	
B-3732	CP	11/11/20		120	Dibromochloromethane		< 0.005	mg/kg	
B-3732	CP	11/11/20		120	Tetrachloroethene		< 0.005	mg/kg	

Attachment 2. Table 3. Soil analytical data, Livermore Site, 2021.

Boring	Location Type	Date	Sample Type	Depth (ft)	Parameter	LOS Indicator	Result	Units	QA Flag
B-3732	CP	11/11/20		120	Trichloroethene		0.26	mg/kg	
B-3732	CP	11/11/20		120	Trichlorofluoromethane		< 0.005	mg/kg	
B-3732	CP	11/11/20		120	Trichlorotrifluoroethane		< 0.005	mg/kg	
B-3732	CP	11/11/20		120	Vinyl chloride		< 0.005	mg/kg	
B-3732	CP	11/11/20		120	cis-1,2-Dichloroethene		< 0.005	mg/kg	
B-3732	CP	11/11/20		120	trans-1,2-Dichloroethene		< 0.005	mg/kg	
B-3732	CP	11/11/20		130	1,1,1-Trichloroethane		< 0.005	mg/kg	
B-3732	CP	11/11/20		130	1,1,2-Trichloroethane		< 0.005	mg/kg	
B-3732	CP	11/11/20		130	1,1-Dichloroethane		< 0.005	mg/kg	
B-3732	CP	11/11/20		130	1,1-Dichloroethene		< 0.005	mg/kg	
B-3732	CP	11/11/20		130	1,2-Dichloroethane		< 0.005	mg/kg	
B-3732	CP	11/11/20		130	Bromodichloromethane		< 0.005	mg/kg	
B-3732	CP	11/11/20		130	Bromoform		< 0.005	mg/kg	
B-3732	CP	11/11/20		130	Carbon tetrachloride		< 0.005	mg/kg	
B-3732	CP	11/11/20		130	Chloroform		< 0.005	mg/kg	
B-3732	CP	11/11/20		130	Dibromochloromethane		< 0.005	mg/kg	
B-3732	CP	11/11/20		130	Tetrachloroethene		< 0.005	mg/kg	
B-3732	CP	11/11/20		130	Trichloroethene		0.3	mg/kg	
B-3732	CP	11/11/20		130	Trichlorofluoromethane		< 0.005	mg/kg	
B-3732	CP	11/11/20		130	Trichlorotrifluoroethane		< 0.005	mg/kg	
B-3732	CP	11/11/20		130	Vinyl chloride		< 0.005	mg/kg	
B-3732	CP	11/11/20		130	cis-1,2-Dichloroethene		< 0.005	mg/kg	
B-3732	CP	11/11/20		130	trans-1,2-Dichloroethene		< 0.005	mg/kg	
B-3732	CP	11/11/20	DUP	130.1	1,1,1-Trichloroethane		< 0.0038	mg/kg	
B-3732	CP	11/11/20	DUP	130.1	1,1,2-Trichloroethane		< 0.0038	mg/kg	
B-3732	CP	11/11/20	DUP	130.1	1,1-Dichloroethane		< 0.0038	mg/kg	
B-3732	CP	11/11/20	DUP	130.1	1,1-Dichloroethene		< 0.0038	mg/kg	
B-3732	CP	11/11/20	DUP	130.1	1,2-Dichloroethane		< 0.0038	mg/kg	
B-3732	CP	11/11/20	DUP	130.1	Bromodichloromethane		< 0.0038	mg/kg	
B-3732	CP	11/11/20	DUP	130.1	Bromoform		< 0.0038	mg/kg	
B-3732	CP	11/11/20	DUP	130.1	Carbon tetrachloride		< 0.0038	mg/kg	
B-3732	CP	11/11/20	DUP	130.1	Chloroform		< 0.0038	mg/kg	
B-3732	CP	11/11/20	DUP	130.1	Dibromochloromethane		< 0.0038	mg/kg	
B-3732	CP	11/11/20	DUP	130.1	Tetrachloroethene		< 0.0038	mg/kg	
B-3732	CP	11/11/20	DUP	130.1	Trichloroethene		0.16	mg/kg	
B-3732	CP	11/11/20	DUP	130.1	Trichlorofluoromethane		< 0.0038	mg/kg	
B-3732	CP	11/11/20	DUP	130.1	Trichlorotrifluoroethane		< 0.0038	mg/kg	
B-3732	CP	11/11/20	DUP	130.1	Vinyl chloride		< 0.0038	mg/kg	
B-3732	CP	11/11/20	DUP	130.1	cis-1,2-Dichloroethene		< 0.0038	mg/kg	
B-3732	CP	11/11/20	DUP	130.1	trans-1,2-Dichloroethene		< 0.0038	mg/kg	
B-3732	CP	11/11/20		140	1,1,1-Trichloroethane		< 0.0037	mg/kg	
B-3732	CP	11/11/20		140	1,1,2-Trichloroethane		< 0.0037	mg/kg	
B-3732	CP	11/11/20		140	1,1-Dichloroethane		< 0.0037	mg/kg	
B-3732	CP	11/11/20		140	1,1-Dichloroethene		< 0.0037	mg/kg	
B-3732	CP	11/11/20		140	1,2-Dichloroethane		< 0.0037	mg/kg	
B-3732	CP	11/11/20		140	Bromodichloromethane		< 0.0037	mg/kg	
B-3732	CP	11/11/20		140	Bromoform		< 0.0037	mg/kg	
B-3732	CP	11/11/20		140	Carbon tetrachloride		< 0.0037	mg/kg	
B-3732	CP	11/11/20		140	Chloroform		< 0.0037	mg/kg	
B-3732	CP	11/11/20		140	Dibromochloromethane		< 0.0037	mg/kg	
B-3732	CP	11/11/20		140	Tetrachloroethene		< 0.0037	mg/kg	
B-3732	CP	11/11/20		140	Trichloroethene		0.0039	mg/kg	
B-3732	CP	11/11/20		140	Trichlorofluoromethane		< 0.0037	mg/kg	
B-3732	CP	11/11/20		140	Trichlorotrifluoroethane		< 0.0037	mg/kg	
B-3732	CP	11/11/20		140	Vinyl chloride		< 0.0037	mg/kg	
B-3732	CP	11/11/20		140	cis-1,2-Dichloroethene		< 0.0037	mg/kg	
B-3732	CP	11/11/20		140	trans-1,2-Dichloroethene		< 0.0037	mg/kg	
B-3733	CP	11/12/20		90	1,1,1-Trichloroethane		< 0.005	mg/kg	DJ
B-3733	CP	11/12/20		90	1,1,2-Trichloroethane		< 0.005	mg/kg	D
B-3733	CP	11/12/20		90	1,1-Dichloroethane		< 0.005	mg/kg	D
B-3733	CP	11/12/20		90	1,1-Dichloroethene		< 0.005	mg/kg	D
B-3733	CP	11/12/20		90	1,2-Dichloroethane		< 0.005	mg/kg	DJ
B-3733	CP	11/12/20		90	Bromodichloromethane		< 0.005	mg/kg	D
B-3733	CP	11/12/20		90	Bromoform		< 0.005	mg/kg	D
B-3733	CP	11/12/20		90	Carbon tetrachloride		< 0.005	mg/kg	DJ
B-3733	CP	11/12/20		90	Chloroform		< 0.005	mg/kg	D
B-3733	CP	11/12/20		90	Dibromochloromethane		< 0.005	mg/kg	D
B-3733	CP	11/12/20		90	Tetrachloroethene		< 0.005	mg/kg	D
B-3733	CP	11/12/20		90	Trichloroethene		0.07	mg/kg	D
B-3733	CP	11/12/20		90	Trichlorofluoromethane		< 0.005	mg/kg	DJ
B-3733	CP	11/12/20		90	Trichlorotrifluoroethane		< 0.005	mg/kg	D
B-3733	CP	11/12/20		90	Vinyl chloride		< 0.005	mg/kg	D
B-3733	CP	11/12/20		90	cis-1,2-Dichloroethene		< 0.005	mg/kg	D
B-3733	CP	11/12/20		90	trans-1,2-Dichloroethene		< 0.005	mg/kg	D
B-3733	CP	11/12/20		100	1,1,1-Trichloroethane		< 0.0068	mg/kg	DJ
B-3733	CP	11/12/20		100	1,1,2-Trichloroethane		< 0.0068	mg/kg	D
B-3733	CP	11/12/20		100	1,1-Dichloroethane		< 0.0068	mg/kg	D
B-3733	CP	11/12/20		100	1,1-Dichloroethene		< 0.0068	mg/kg	D
B-3733	CP	11/12/20		100	1,2-Dichloroethane		< 0.0068	mg/kg	DJ
B-3733	CP	11/12/20		100	Bromodichloromethane		< 0.0068	mg/kg	D

Attachment 2. Table 3. Soil analytical data, Livermore Site, 2021.

Boring	Location Type	Date	Sample Type	Depth (ft)	Parameter	LOS Indicator	Result	Units	QA Flag
B-3733	CP	11/12/20		100	Bromoform		< 0.0068	mg/kg	D
B-3733	CP	11/12/20		100	Carbon tetrachloride		< 0.0068	mg/kg	DJ
B-3733	CP	11/12/20		100	Chloroform		< 0.0068	mg/kg	D
B-3733	CP	11/12/20		100	Dibromochloromethane		< 0.0068	mg/kg	D
B-3733	CP	11/12/20		100	Tetrachloroethene		< 0.0068	mg/kg	D
B-3733	CP	11/12/20		100	Trichloroethene		< 0.0068	mg/kg	D
B-3733	CP	11/12/20		100	Trichlorofluoromethane		< 0.0068	mg/kg	DJ
B-3733	CP	11/12/20		100	Trichlorotrifluoroethane		< 0.0068	mg/kg	D
B-3733	CP	11/12/20		100	Vinyl chloride		< 0.0068	mg/kg	D
B-3733	CP	11/12/20		100	cis-1,2-Dichloroethene		< 0.0068	mg/kg	D
B-3733	CP	11/12/20		100	trans-1,2-Dichloroethene		< 0.0068	mg/kg	D
B-3733	CP	11/12/20		110	1,1,1-Trichloroethane		< 0.0039	mg/kg	J
B-3733	CP	11/12/20		110	1,1,2-Trichloroethane		< 0.0039	mg/kg	
B-3733	CP	11/12/20		110	1,1-Dichloroethane		< 0.0039	mg/kg	
B-3733	CP	11/12/20		110	1,1-Dichloroethene		< 0.0039	mg/kg	
B-3733	CP	11/12/20		110	1,2-Dichloroethane		< 0.0039	mg/kg	J
B-3733	CP	11/12/20		110	Bromodichloromethane		< 0.0039	mg/kg	
B-3733	CP	11/12/20		110	Bromoform		< 0.0039	mg/kg	
B-3733	CP	11/12/20		110	Carbon tetrachloride		< 0.0039	mg/kg	J
B-3733	CP	11/12/20		110	Chloroform		< 0.0039	mg/kg	
B-3733	CP	11/12/20		110	Dibromochloromethane		< 0.0039	mg/kg	
B-3733	CP	11/12/20		110	Tetrachloroethene		< 0.0039	mg/kg	
B-3733	CP	11/12/20		110	Trichloroethene		< 0.0039	mg/kg	
B-3733	CP	11/12/20		110	Trichlorofluoromethane		< 0.0039	mg/kg	J
B-3733	CP	11/12/20		110	Trichlorotrifluoroethane		< 0.0039	mg/kg	
B-3733	CP	11/12/20		110	Vinyl chloride		< 0.0039	mg/kg	
B-3733	CP	11/12/20		110	cis-1,2-Dichloroethene		< 0.0039	mg/kg	
B-3733	CP	11/12/20		110	trans-1,2-Dichloroethene		< 0.0039	mg/kg	
B-3733	CP	11/12/20		120	1,1,1-Trichloroethane		< 0.005	mg/kg	DJ
B-3733	CP	11/12/20		120	1,1,2-Trichloroethane		< 0.005	mg/kg	D
B-3733	CP	11/12/20		120	1,1-Dichloroethane		< 0.005	mg/kg	D
B-3733	CP	11/12/20		120	1,1-Dichloroethene		< 0.005	mg/kg	D
B-3733	CP	11/12/20		120	1,2-Dichloroethane		< 0.005	mg/kg	DJ
B-3733	CP	11/12/20		120	Bromodichloromethane		< 0.005	mg/kg	D
B-3733	CP	11/12/20		120	Bromoform		< 0.005	mg/kg	D
B-3733	CP	11/12/20		120	Carbon tetrachloride		< 0.005	mg/kg	DJ
B-3733	CP	11/12/20		120	Chloroform		< 0.005	mg/kg	D
B-3733	CP	11/12/20		120	Dibromochloromethane		< 0.005	mg/kg	D
B-3733	CP	11/12/20		120	Tetrachloroethene		< 0.005	mg/kg	D
B-3733	CP	11/12/20		120	Trichloroethene		0.36	mg/kg	D
B-3733	CP	11/12/20		120	Trichlorofluoromethane		< 0.005	mg/kg	DJ
B-3733	CP	11/12/20		120	Trichlorotrifluoroethane		< 0.005	mg/kg	D
B-3733	CP	11/12/20		120	Vinyl chloride		< 0.005	mg/kg	D
B-3733	CP	11/12/20		120	cis-1,2-Dichloroethene		< 0.005	mg/kg	D
B-3733	CP	11/12/20		120	trans-1,2-Dichloroethene		< 0.005	mg/kg	D
B-3733	CP	11/12/20		130	1,1,1-Trichloroethane		< 0.005	mg/kg	J
B-3733	CP	11/12/20		130	1,1,2-Trichloroethane		< 0.005	mg/kg	
B-3733	CP	11/12/20		130	1,1-Dichloroethane		< 0.005	mg/kg	
B-3733	CP	11/12/20		130	1,1-Dichloroethene		< 0.005	mg/kg	
B-3733	CP	11/12/20		130	1,2-Dichloroethane		< 0.005	mg/kg	J
B-3733	CP	11/12/20		130	Bromodichloromethane		< 0.005	mg/kg	
B-3733	CP	11/12/20		130	Bromoform		< 0.005	mg/kg	
B-3733	CP	11/12/20		130	Carbon tetrachloride		< 0.005	mg/kg	J
B-3733	CP	11/12/20		130	Chloroform		< 0.005	mg/kg	
B-3733	CP	11/12/20		130	Dibromochloromethane		< 0.005	mg/kg	
B-3733	CP	11/12/20		130	Tetrachloroethene		< 0.005	mg/kg	
B-3733	CP	11/12/20		130	Trichloroethene		< 0.005	mg/kg	
B-3733	CP	11/12/20		130	Trichlorofluoromethane		< 0.005	mg/kg	J
B-3733	CP	11/12/20		130	Trichlorotrifluoroethane		< 0.005	mg/kg	
B-3733	CP	11/12/20		130	Vinyl chloride		< 0.005	mg/kg	
B-3733	CP	11/12/20		130	cis-1,2-Dichloroethene		< 0.005	mg/kg	
B-3733	CP	11/12/20		130	trans-1,2-Dichloroethene		< 0.005	mg/kg	
B-3733	CP	11/12/20		140	1,1,1-Trichloroethane		< 0.005	mg/kg	J
B-3733	CP	11/12/20		140	1,1,2-Trichloroethane		< 0.005	mg/kg	
B-3733	CP	11/12/20		140	1,1-Dichloroethane		< 0.005	mg/kg	
B-3733	CP	11/12/20		140	1,1-Dichloroethene		< 0.005	mg/kg	
B-3733	CP	11/12/20		140	1,2-Dichloroethane		< 0.005	mg/kg	J
B-3733	CP	11/12/20		140	Bromodichloromethane		< 0.005	mg/kg	
B-3733	CP	11/12/20		140	Bromoform		< 0.005	mg/kg	
B-3733	CP	11/12/20		140	Carbon tetrachloride		< 0.005	mg/kg	J
B-3733	CP	11/12/20		140	Chloroform		< 0.005	mg/kg	
B-3733	CP	11/12/20		140	Dibromochloromethane		< 0.005	mg/kg	
B-3733	CP	11/12/20		140	Tetrachloroethene		< 0.005	mg/kg	
B-3733	CP	11/12/20		140	Trichloroethene		< 0.005	mg/kg	
B-3733	CP	11/12/20		140	Trichlorofluoromethane		< 0.005	mg/kg	J
B-3733	CP	11/12/20		140	Trichlorotrifluoroethane		< 0.005	mg/kg	
B-3733	CP	11/12/20		140	Vinyl chloride		< 0.005	mg/kg	
B-3733	CP	11/12/20		140	cis-1,2-Dichloroethene		< 0.005	mg/kg	
B-3733	CP	11/12/20		140	trans-1,2-Dichloroethene		< 0.005	mg/kg	
B-3734	CP	1/14/21		90	1,1,1-Trichloroethane		< 0.005	mg/kg	

Attachment 2. Table 3. Soil analytical data, Livermore Site, 2021.

Boring	Location Type	Date	Sample Type	Depth (ft)	Parameter	LOS Indicator	Result	Units	QA Flag
B-3734	CP	1/14/21		90	1,1,2-Trichloroethane		< 0.005	mg/kg	
B-3734	CP	1/14/21		90	1,1-Dichloroethane		< 0.005	mg/kg	
B-3734	CP	1/14/21		90	1,1-Dichloroethene		< 0.005	mg/kg	
B-3734	CP	1/14/21		90	1,2-Dichloroethane		< 0.005	mg/kg	
B-3734	CP	1/14/21		90	Bromodichloromethane		< 0.005	mg/kg	
B-3734	CP	1/14/21		90	Bromoform		< 0.005	mg/kg	
B-3734	CP	1/14/21		90	Carbon tetrachloride		< 0.005	mg/kg	
B-3734	CP	1/14/21		90	Chloroform		< 0.005	mg/kg	
B-3734	CP	1/14/21		90	Dibromochloromethane		< 0.005	mg/kg	
B-3734	CP	1/14/21		90	Tetrachloroethene		< 0.005	mg/kg	
B-3734	CP	1/14/21		90	Trichloroethene		< 0.005	mg/kg	
B-3734	CP	1/14/21		90	Trichlorofluoromethane		< 0.005	mg/kg	
B-3734	CP	1/14/21		90	Trichlorotrifluoroethane		< 0.005	mg/kg	
B-3734	CP	1/14/21		90	Vinyl chloride		< 0.005	mg/kg	
B-3734	CP	1/14/21		90	cis-1,2-Dichloroethene		< 0.005	mg/kg	
B-3734	CP	1/14/21		90	trans-1,2-Dichloroethene		< 0.005	mg/kg	
B-3734	CP	1/14/21		100	1,1,1-Trichloroethane		< 0.0044	mg/kg	
B-3734	CP	1/14/21		100	1,1,2-Trichloroethane		< 0.0044	mg/kg	
B-3734	CP	1/14/21		100	1,1-Dichloroethane		< 0.0044	mg/kg	
B-3734	CP	1/14/21		100	1,1-Dichloroethene		< 0.0044	mg/kg	
B-3734	CP	1/14/21		100	1,2-Dichloroethane		< 0.0044	mg/kg	
B-3734	CP	1/14/21		100	Bromodichloromethane		< 0.0044	mg/kg	
B-3734	CP	1/14/21		100	Bromoform		< 0.0044	mg/kg	
B-3734	CP	1/14/21		100	Carbon tetrachloride		< 0.0044	mg/kg	
B-3734	CP	1/14/21		100	Chloroform		< 0.0044	mg/kg	
B-3734	CP	1/14/21		100	Dibromochloromethane		< 0.0044	mg/kg	
B-3734	CP	1/14/21		100	Tetrachloroethene		< 0.0044	mg/kg	
B-3734	CP	1/14/21		100	Trichloroethene		0.0077	mg/kg	
B-3734	CP	1/14/21		100	Trichlorofluoromethane		< 0.0044	mg/kg	
B-3734	CP	1/14/21		100	Trichlorotrifluoroethane		< 0.0044	mg/kg	
B-3734	CP	1/14/21		100	Vinyl chloride		< 0.0044	mg/kg	
B-3734	CP	1/14/21		100	cis-1,2-Dichloroethene		< 0.0044	mg/kg	
B-3734	CP	1/14/21		100	trans-1,2-Dichloroethene		< 0.0044	mg/kg	
B-3734	CP	1/14/21		110	1,1,1-Trichloroethane		< 0.0044	mg/kg	
B-3734	CP	1/14/21		110	1,1,2-Trichloroethane		< 0.0044	mg/kg	
B-3734	CP	1/14/21		110	1,1-Dichloroethane		< 0.0044	mg/kg	
B-3734	CP	1/14/21		110	1,1-Dichloroethene		< 0.0044	mg/kg	
B-3734	CP	1/14/21		110	1,2-Dichloroethane		< 0.0044	mg/kg	
B-3734	CP	1/14/21		110	Bromodichloromethane		< 0.0044	mg/kg	
B-3734	CP	1/14/21		110	Bromoform		< 0.0044	mg/kg	
B-3734	CP	1/14/21		110	Carbon tetrachloride		< 0.0044	mg/kg	
B-3734	CP	1/14/21		110	Chloroform		< 0.0044	mg/kg	
B-3734	CP	1/14/21		110	Dibromochloromethane		< 0.0044	mg/kg	
B-3734	CP	1/14/21		110	Tetrachloroethene		< 0.0044	mg/kg	
B-3734	CP	1/14/21		110	Trichloroethene		< 0.0044	mg/kg	
B-3734	CP	1/14/21		110	Trichlorofluoromethane		< 0.0044	mg/kg	
B-3734	CP	1/14/21		110	Trichlorotrifluoroethane		< 0.0044	mg/kg	
B-3734	CP	1/14/21		110	Vinyl chloride		< 0.0044	mg/kg	
B-3734	CP	1/14/21		110	cis-1,2-Dichloroethene		0.0057	mg/kg	
B-3734	CP	1/14/21		110	trans-1,2-Dichloroethene		< 0.0044	mg/kg	
B-3734	CP	1/14/21		120	1,1,1-Trichloroethane		< 0.0035	mg/kg	
B-3734	CP	1/14/21		120	1,1,2-Trichloroethane		< 0.0035	mg/kg	
B-3734	CP	1/14/21		120	1,1-Dichloroethane		< 0.0035	mg/kg	
B-3734	CP	1/14/21		120	1,1-Dichloroethene		< 0.0035	mg/kg	
B-3734	CP	1/14/21		120	1,2-Dichloroethane		< 0.0035	mg/kg	
B-3734	CP	1/14/21		120	Bromodichloromethane		< 0.0035	mg/kg	
B-3734	CP	1/14/21		120	Bromoform		< 0.0035	mg/kg	
B-3734	CP	1/14/21		120	Carbon tetrachloride		< 0.0035	mg/kg	
B-3734	CP	1/14/21		120	Chloroform		< 0.0035	mg/kg	
B-3734	CP	1/14/21		120	Dibromochloromethane		< 0.0035	mg/kg	
B-3734	CP	1/14/21		120	Tetrachloroethene		< 0.0035	mg/kg	
B-3734	CP	1/14/21		120	Trichloroethene		0.016	mg/kg	
B-3734	CP	1/14/21		120	Trichlorofluoromethane		< 0.0035	mg/kg	
B-3734	CP	1/14/21		120	Trichlorotrifluoroethane		< 0.0035	mg/kg	
B-3734	CP	1/14/21		120	Vinyl chloride		< 0.0035	mg/kg	
B-3734	CP	1/14/21		120	cis-1,2-Dichloroethene		0.0048	mg/kg	
B-3734	CP	1/14/21		120	trans-1,2-Dichloroethene		< 0.0035	mg/kg	
B-3734	CP	1/14/21		130	1,1,1-Trichloroethane		< 0.0039	mg/kg	
B-3734	CP	1/14/21		130	1,1,2-Trichloroethane		< 0.0039	mg/kg	
B-3734	CP	1/14/21		130	1,1-Dichloroethane		< 0.0039	mg/kg	
B-3734	CP	1/14/21		130	1,1-Dichloroethene		< 0.0039	mg/kg	
B-3734	CP	1/14/21		130	1,2-Dichloroethane		< 0.0039	mg/kg	
B-3734	CP	1/14/21		130	Bromodichloromethane		< 0.0039	mg/kg	
B-3734	CP	1/14/21		130	Bromoform		< 0.0039	mg/kg	
B-3734	CP	1/14/21		130	Carbon tetrachloride		< 0.0039	mg/kg	
B-3734	CP	1/14/21		130	Chloroform		< 0.0039	mg/kg	
B-3734	CP	1/14/21		130	Dibromochloromethane		< 0.0039	mg/kg	
B-3734	CP	1/14/21		130	Tetrachloroethene		< 0.0039	mg/kg	
B-3734	CP	1/14/21		130	Trichloroethene		0.0051	mg/kg	
B-3734	CP	1/14/21		130	Trichlorofluoromethane		< 0.0039	mg/kg	

Attachment 2. Table 3. Soil analytical data, Livermore Site, 2021.

Boring	Location Type	Date	Sample Type	Depth (ft)	Parameter	LOS Indicator	Result	Units	QA Flag
B-3734	CP	1/14/21		130	Trichlorotrifluoroethane		< 0.0039	mg/kg	
B-3734	CP	1/14/21		130	Vinyl chloride		< 0.0039	mg/kg	
B-3734	CP	1/14/21		130	cis-1,2-Dichloroethene		< 0.0039	mg/kg	
B-3734	CP	1/14/21		130	trans-1,2-Dichloroethene		< 0.0039	mg/kg	
B-3734	CP	1/14/21		140	1,1,1-Trichloroethane		< 0.0039	mg/kg	
B-3734	CP	1/14/21		140	1,1,2-Trichloroethane		< 0.0039	mg/kg	
B-3734	CP	1/14/21		140	1,1-Dichloroethane		< 0.0039	mg/kg	
B-3734	CP	1/14/21		140	1,1-Dichloroethene		< 0.0039	mg/kg	
B-3734	CP	1/14/21		140	1,2-Dichloroethane		< 0.0039	mg/kg	
B-3734	CP	1/14/21		140	Bromodichloromethane		< 0.0039	mg/kg	
B-3734	CP	1/14/21		140	Bromoform		< 0.0039	mg/kg	
B-3734	CP	1/14/21		140	Carbon tetrachloride		< 0.0039	mg/kg	
B-3734	CP	1/14/21		140	Chloroform		< 0.0039	mg/kg	
B-3734	CP	1/14/21		140	Dibromochloromethane		< 0.0039	mg/kg	
B-3734	CP	1/14/21		140	Tetrachloroethene		< 0.0039	mg/kg	
B-3734	CP	1/14/21		140	Trichloroethene		0.12	mg/kg	
B-3734	CP	1/14/21		140	Trichlorofluoromethane		< 0.0039	mg/kg	
B-3734	CP	1/14/21		140	Trichlorotrifluoroethane		< 0.0039	mg/kg	
B-3734	CP	1/14/21		140	Vinyl chloride		< 0.0039	mg/kg	
B-3734	CP	1/14/21		140	cis-1,2-Dichloroethene		< 0.0039	mg/kg	
B-3734	CP	1/14/21		140	trans-1,2-Dichloroethene		< 0.0039	mg/kg	
B-3734	CP	1/14/21	DUP	140	1,1,1-Trichloroethane		< 0.0039	mg/kg	
B-3734	CP	1/14/21	DUP	140	1,1,2-Trichloroethane		< 0.0039	mg/kg	
B-3734	CP	1/14/21	DUP	140	1,1-Dichloroethane		< 0.0039	mg/kg	
B-3734	CP	1/14/21	DUP	140	1,1-Dichloroethene		< 0.0039	mg/kg	
B-3734	CP	1/14/21	DUP	140	1,2-Dichloroethane		< 0.0039	mg/kg	
B-3734	CP	1/14/21	DUP	140	Bromodichloromethane		< 0.0039	mg/kg	
B-3734	CP	1/14/21	DUP	140	Bromoform		< 0.0039	mg/kg	
B-3734	CP	1/14/21	DUP	140	Carbon tetrachloride		< 0.0039	mg/kg	
B-3734	CP	1/14/21	DUP	140	Chloroform		< 0.0039	mg/kg	
B-3734	CP	1/14/21	DUP	140	Dibromochloromethane		< 0.0039	mg/kg	
B-3734	CP	1/14/21	DUP	140	Tetrachloroethene		< 0.0039	mg/kg	
B-3734	CP	1/14/21	DUP	140	Trichloroethene		0.15	mg/kg	
B-3734	CP	1/14/21	DUP	140	Trichlorofluoromethane		< 0.0039	mg/kg	
B-3734	CP	1/14/21	DUP	140	Trichlorotrifluoroethane		< 0.0039	mg/kg	
B-3734	CP	1/14/21	DUP	140	Vinyl chloride		< 0.0039	mg/kg	
B-3734	CP	1/14/21	DUP	140	cis-1,2-Dichloroethene		< 0.0039	mg/kg	
B-3734	CP	1/14/21	DUP	140	trans-1,2-Dichloroethene		< 0.0039	mg/kg	
B-3735	CP	11/18/20		90	1,1,1-Trichloroethane		< 0.0074	mg/kg	D
B-3735	CP	11/18/20		90	1,1,2-Trichloroethane		< 0.0074	mg/kg	D
B-3735	CP	11/18/20		90	1,1-Dichloroethane		< 0.0074	mg/kg	D
B-3735	CP	11/18/20		90	1,1-Dichloroethene		< 0.0074	mg/kg	D
B-3735	CP	11/18/20		90	1,2-Dichloroethane		< 0.0074	mg/kg	D
B-3735	CP	11/18/20		90	Bromodichloromethane		< 0.0074	mg/kg	D
B-3735	CP	11/18/20		90	Bromoform		< 0.0074	mg/kg	D
B-3735	CP	11/18/20		90	Carbon tetrachloride		< 0.0074	mg/kg	D
B-3735	CP	11/18/20		90	Chloroform		< 0.0074	mg/kg	D
B-3735	CP	11/18/20		90	Dibromochloromethane		< 0.0074	mg/kg	D
B-3735	CP	11/18/20		90	Tetrachloroethene		< 0.0074	mg/kg	D
B-3735	CP	11/18/20		90	Trichloroethene		< 0.0074	mg/kg	D
B-3735	CP	11/18/20		90	Trichlorofluoromethane		< 0.0074	mg/kg	D
B-3735	CP	11/18/20		90	Trichlorotrifluoroethane		< 0.0074	mg/kg	D
B-3735	CP	11/18/20		90	Vinyl chloride		< 0.0074	mg/kg	D
B-3735	CP	11/18/20		90	cis-1,2-Dichloroethene		< 0.0074	mg/kg	D
B-3735	CP	11/18/20		90	trans-1,2-Dichloroethene		< 0.0074	mg/kg	D
B-3735	CP	11/18/20		100	1,1,1-Trichloroethane		< 0.006	mg/kg	D
B-3735	CP	11/18/20		100	1,1,2-Trichloroethane		< 0.006	mg/kg	D
B-3735	CP	11/18/20		100	1,1-Dichloroethane		< 0.006	mg/kg	D
B-3735	CP	11/18/20		100	1,1-Dichloroethene		< 0.006	mg/kg	D
B-3735	CP	11/18/20		100	1,2-Dichloroethane		< 0.006	mg/kg	D
B-3735	CP	11/18/20		100	Bromodichloromethane		< 0.006	mg/kg	D
B-3735	CP	11/18/20		100	Bromoform		< 0.006	mg/kg	D
B-3735	CP	11/18/20		100	Carbon tetrachloride		< 0.006	mg/kg	D
B-3735	CP	11/18/20		100	Chloroform		< 0.006	mg/kg	D
B-3735	CP	11/18/20		100	Dibromochloromethane		< 0.006	mg/kg	D
B-3735	CP	11/18/20		100	Tetrachloroethene		< 0.006	mg/kg	D
B-3735	CP	11/18/20		100	Trichloroethene		0.0084	mg/kg	D
B-3735	CP	11/18/20		100	Trichlorofluoromethane		< 0.006	mg/kg	D
B-3735	CP	11/18/20		100	Trichlorotrifluoroethane		< 0.006	mg/kg	D
B-3735	CP	11/18/20		100	Vinyl chloride		< 0.006	mg/kg	D
B-3735	CP	11/18/20		100	cis-1,2-Dichloroethene		< 0.006	mg/kg	D
B-3735	CP	11/18/20		100	trans-1,2-Dichloroethene		< 0.006	mg/kg	D
B-3735	CP	11/18/20		110	1,1,1-Trichloroethane		< 0.0041	mg/kg	
B-3735	CP	11/18/20		110	1,1,2-Trichloroethane		< 0.0041	mg/kg	
B-3735	CP	11/18/20		110	1,1-Dichloroethane		< 0.0041	mg/kg	
B-3735	CP	11/18/20		110	1,1-Dichloroethene		< 0.0041	mg/kg	
B-3735	CP	11/18/20		110	1,2-Dichloroethane		< 0.0041	mg/kg	
B-3735	CP	11/18/20		110	Bromodichloromethane		< 0.0041	mg/kg	
B-3735	CP	11/18/20		110	Bromoform		< 0.0041	mg/kg	
B-3735	CP	11/18/20		110	Carbon tetrachloride		< 0.0041	mg/kg	

Attachment 2. Table 3. Soil analytical data, Livermore Site, 2021.

Boring	Location Type	Date	Sample Type	Depth (ft)	Parameter	LOS Indicator	Result	Units	QA Flag
B-3735	CP	11/18/20		110	Chloroform		< 0.0041	mg/kg	
B-3735	CP	11/18/20		110	Dibromochloromethane		< 0.0041	mg/kg	
B-3735	CP	11/18/20		110	Tetrachloroethene		< 0.0041	mg/kg	
B-3735	CP	11/18/20		110	Trichloroethene		0.011	mg/kg	
B-3735	CP	11/18/20		110	Trichlorofluoromethane		< 0.0041	mg/kg	
B-3735	CP	11/18/20		110	Trichlorotrifluoroethane		< 0.0041	mg/kg	
B-3735	CP	11/18/20		110	Vinyl chloride		< 0.0041	mg/kg	
B-3735	CP	11/18/20		110	cis-1,2-Dichloroethene		< 0.0041	mg/kg	
B-3735	CP	11/18/20		110	trans-1,2-Dichloroethene		< 0.0041	mg/kg	
B-3735	CP	11/18/20		120	1,1,1-Trichloroethane		< 0.0045	mg/kg	
B-3735	CP	11/18/20		120	1,1,2-Trichloroethane		< 0.0045	mg/kg	
B-3735	CP	11/18/20		120	1,1-Dichloroethane		< 0.0045	mg/kg	
B-3735	CP	11/18/20		120	1,1-Dichloroethene		< 0.0045	mg/kg	
B-3735	CP	11/18/20		120	1,2-Dichloroethane		< 0.0045	mg/kg	
B-3735	CP	11/18/20		120	Bromodichloromethane		< 0.0045	mg/kg	
B-3735	CP	11/18/20		120	Bromoform		< 0.0045	mg/kg	
B-3735	CP	11/18/20		120	Carbon tetrachloride		< 0.0045	mg/kg	
B-3735	CP	11/18/20		120	Chloroform		< 0.0045	mg/kg	
B-3735	CP	11/18/20		120	Dibromochloromethane		< 0.0045	mg/kg	
B-3735	CP	11/18/20		120	Tetrachloroethene		< 0.0045	mg/kg	
B-3735	CP	11/18/20		120	Trichloroethene		< 0.0045	mg/kg	
B-3735	CP	11/18/20		120	Trichlorofluoromethane		< 0.0045	mg/kg	
B-3735	CP	11/18/20		120	Trichlorotrifluoroethane		< 0.0045	mg/kg	
B-3735	CP	11/18/20		120	Vinyl chloride		< 0.0045	mg/kg	
B-3735	CP	11/18/20		120	cis-1,2-Dichloroethene		< 0.0045	mg/kg	
B-3735	CP	11/18/20		120	trans-1,2-Dichloroethene		< 0.0045	mg/kg	
B-3735	CP	11/18/20		130	1,1,1-Trichloroethane		< 0.0041	mg/kg	
B-3735	CP	11/18/20		130	1,1,2-Trichloroethane		< 0.0041	mg/kg	
B-3735	CP	11/18/20		130	1,1-Dichloroethane		< 0.0041	mg/kg	
B-3735	CP	11/18/20		130	1,1-Dichloroethene		< 0.0041	mg/kg	
B-3735	CP	11/18/20		130	1,2-Dichloroethane		< 0.0041	mg/kg	
B-3735	CP	11/18/20		130	Bromodichloromethane		< 0.0041	mg/kg	
B-3735	CP	11/18/20		130	Bromoform		< 0.0041	mg/kg	
B-3735	CP	11/18/20		130	Carbon tetrachloride		< 0.0041	mg/kg	
B-3735	CP	11/18/20		130	Chloroform		< 0.0041	mg/kg	
B-3735	CP	11/18/20		130	Dibromochloromethane		< 0.0041	mg/kg	
B-3735	CP	11/18/20		130	Tetrachloroethene		< 0.0041	mg/kg	
B-3735	CP	11/18/20		130	Trichloroethene		0.18	mg/kg	
B-3735	CP	11/18/20		130	Trichlorofluoromethane		< 0.0041	mg/kg	
B-3735	CP	11/18/20		130	Trichlorotrifluoroethane		< 0.0041	mg/kg	
B-3735	CP	11/18/20		130	Vinyl chloride		< 0.0041	mg/kg	
B-3735	CP	11/18/20		130	cis-1,2-Dichloroethene		< 0.0041	mg/kg	
B-3735	CP	11/18/20		130	trans-1,2-Dichloroethene		< 0.0041	mg/kg	
B-3735	CP	11/18/20		140	1,1,1-Trichloroethane		< 0.0039	mg/kg	
B-3735	CP	11/18/20		140	1,1,2-Trichloroethane		< 0.0039	mg/kg	
B-3735	CP	11/18/20		140	1,1-Dichloroethane		< 0.0039	mg/kg	
B-3735	CP	11/18/20		140	1,1-Dichloroethene		< 0.0039	mg/kg	
B-3735	CP	11/18/20		140	1,2-Dichloroethane		< 0.0039	mg/kg	
B-3735	CP	11/18/20		140	Bromodichloromethane		< 0.0039	mg/kg	
B-3735	CP	11/18/20		140	Bromoform		< 0.0039	mg/kg	
B-3735	CP	11/18/20		140	Carbon tetrachloride		< 0.0039	mg/kg	
B-3735	CP	11/18/20		140	Chloroform		< 0.0039	mg/kg	
B-3735	CP	11/18/20		140	Dibromochloromethane		< 0.0039	mg/kg	
B-3735	CP	11/18/20		140	Tetrachloroethene		< 0.0039	mg/kg	
B-3735	CP	11/18/20		140	Trichloroethene		< 0.0039	mg/kg	
B-3735	CP	11/18/20		140	Trichlorofluoromethane		< 0.0039	mg/kg	
B-3735	CP	11/18/20		140	Trichlorotrifluoroethane		< 0.0039	mg/kg	
B-3735	CP	11/18/20		140	Vinyl chloride		< 0.0039	mg/kg	
B-3735	CP	11/18/20		140	cis-1,2-Dichloroethene		< 0.0039	mg/kg	
B-3735	CP	11/18/20		140	trans-1,2-Dichloroethene		< 0.0039	mg/kg	
B-3736	CP	11/17/20		90	1,1,1-Trichloroethane		< 0.0043	mg/kg	
B-3736	CP	11/17/20		90	1,1,2-Trichloroethane		< 0.0043	mg/kg	
B-3736	CP	11/17/20		90	1,1-Dichloroethane		< 0.0043	mg/kg	
B-3736	CP	11/17/20		90	1,1-Dichloroethene		< 0.0043	mg/kg	
B-3736	CP	11/17/20		90	1,2-Dichloroethane		< 0.0043	mg/kg	
B-3736	CP	11/17/20		90	Bromodichloromethane		< 0.0043	mg/kg	
B-3736	CP	11/17/20		90	Bromoform		< 0.0043	mg/kg	
B-3736	CP	11/17/20		90	Carbon tetrachloride		< 0.0043	mg/kg	
B-3736	CP	11/17/20		90	Chloroform		< 0.0043	mg/kg	
B-3736	CP	11/17/20		90	Dibromochloromethane		< 0.0043	mg/kg	
B-3736	CP	11/17/20		90	Tetrachloroethene		< 0.0043	mg/kg	
B-3736	CP	11/17/20		90	Trichloroethene		< 0.0043	mg/kg	
B-3736	CP	11/17/20		90	Trichlorofluoromethane		< 0.0043	mg/kg	
B-3736	CP	11/17/20		90	Trichlorotrifluoroethane		< 0.0043	mg/kg	
B-3736	CP	11/17/20		90	Vinyl chloride		< 0.0043	mg/kg	
B-3736	CP	11/17/20		90	cis-1,2-Dichloroethene		< 0.0043	mg/kg	
B-3736	CP	11/17/20		90	trans-1,2-Dichloroethene		< 0.0043	mg/kg	
B-3736	CP	11/17/20		100	1,1,1-Trichloroethane		< 0.0043	mg/kg	
B-3736	CP	11/17/20		100	1,1,2-Trichloroethane		< 0.0043	mg/kg	
B-3736	CP	11/17/20		100	1,1-Dichloroethane		< 0.0043	mg/kg	

Attachment 2. Table 3. Soil analytical data, Livermore Site, 2021.

Boring	Location Type	Date	Sample Type	Depth (ft)	Parameter	LOS Indicator	Result	Units	QA Flag
B-3736	CP	11/17/20		100	1,1-Dichloroethene		< 0.0043	mg/kg	
B-3736	CP	11/17/20		100	1,2-Dichloroethane		< 0.0043	mg/kg	
B-3736	CP	11/17/20		100	Bromodichloromethane		< 0.0043	mg/kg	
B-3736	CP	11/17/20		100	Bromoform		< 0.0043	mg/kg	
B-3736	CP	11/17/20		100	Carbon tetrachloride		< 0.0043	mg/kg	
B-3736	CP	11/17/20		100	Chloroform		< 0.0043	mg/kg	
B-3736	CP	11/17/20		100	Dibromochloromethane		< 0.0043	mg/kg	
B-3736	CP	11/17/20		100	Tetrachloroethene		< 0.0043	mg/kg	
B-3736	CP	11/17/20		100	Trichloroethene		< 0.0043	mg/kg	
B-3736	CP	11/17/20		100	Trichlorofluoromethane		< 0.0043	mg/kg	
B-3736	CP	11/17/20		100	Trichlorotrifluoroethane		< 0.0043	mg/kg	
B-3736	CP	11/17/20		100	Vinyl chloride		< 0.0043	mg/kg	
B-3736	CP	11/17/20		100	cis-1,2-Dichloroethene		< 0.0043	mg/kg	
B-3736	CP	11/17/20		100	trans-1,2-Dichloroethene		< 0.0043	mg/kg	
B-3736	CP	11/17/20		110	1,1,1-Trichloroethane		< 0.0039	mg/kg	
B-3736	CP	11/17/20		110	1,1,2-Trichloroethane		< 0.0039	mg/kg	
B-3736	CP	11/17/20		110	1,1-Dichloroethane		< 0.0039	mg/kg	
B-3736	CP	11/17/20		110	1,1-Dichloroethene		< 0.0039	mg/kg	
B-3736	CP	11/17/20		110	1,2-Dichloroethane		< 0.0039	mg/kg	
B-3736	CP	11/17/20		110	Bromodichloromethane		< 0.0039	mg/kg	
B-3736	CP	11/17/20		110	Bromoform		< 0.0039	mg/kg	
B-3736	CP	11/17/20		110	Carbon tetrachloride		< 0.0039	mg/kg	
B-3736	CP	11/17/20		110	Chloroform		< 0.0039	mg/kg	
B-3736	CP	11/17/20		110	Dibromochloromethane		< 0.0039	mg/kg	
B-3736	CP	11/17/20		110	Tetrachloroethene		< 0.0039	mg/kg	
B-3736	CP	11/17/20		110	Trichloroethene		< 0.0039	mg/kg	
B-3736	CP	11/17/20		110	Trichlorofluoromethane		< 0.0039	mg/kg	
B-3736	CP	11/17/20		110	Trichlorotrifluoroethane		< 0.0039	mg/kg	
B-3736	CP	11/17/20		110	Vinyl chloride		< 0.0039	mg/kg	
B-3736	CP	11/17/20		110	cis-1,2-Dichloroethene		< 0.0039	mg/kg	
B-3736	CP	11/17/20		110	trans-1,2-Dichloroethene		< 0.0039	mg/kg	
B-3736	CP	11/17/20	DUP	110.1	1,1,1-Trichloroethane		< 0.0038	mg/kg	
B-3736	CP	11/17/20	DUP	110.1	1,1,2-Trichloroethane		< 0.0038	mg/kg	
B-3736	CP	11/17/20	DUP	110.1	1,1-Dichloroethane		< 0.0038	mg/kg	
B-3736	CP	11/17/20	DUP	110.1	1,1-Dichloroethene		< 0.0038	mg/kg	
B-3736	CP	11/17/20	DUP	110.1	1,2-Dichloroethane		< 0.0038	mg/kg	
B-3736	CP	11/17/20	DUP	110.1	Bromodichloromethane		< 0.0038	mg/kg	
B-3736	CP	11/17/20	DUP	110.1	Bromoform		< 0.0038	mg/kg	
B-3736	CP	11/17/20	DUP	110.1	Carbon tetrachloride		< 0.0038	mg/kg	
B-3736	CP	11/17/20	DUP	110.1	Chloroform		< 0.0038	mg/kg	
B-3736	CP	11/17/20	DUP	110.1	Dibromochloromethane		< 0.0038	mg/kg	
B-3736	CP	11/17/20	DUP	110.1	Tetrachloroethene		< 0.0038	mg/kg	
B-3736	CP	11/17/20	DUP	110.1	Trichloroethene		< 0.0038	mg/kg	
B-3736	CP	11/17/20	DUP	110.1	Trichlorofluoromethane		< 0.0038	mg/kg	
B-3736	CP	11/17/20	DUP	110.1	Trichlorotrifluoroethane		< 0.0038	mg/kg	
B-3736	CP	11/17/20	DUP	110.1	Vinyl chloride		< 0.0038	mg/kg	
B-3736	CP	11/17/20	DUP	110.1	cis-1,2-Dichloroethene		< 0.0038	mg/kg	
B-3736	CP	11/17/20	DUP	110.1	trans-1,2-Dichloroethene		< 0.0038	mg/kg	
B-3736	CP	11/17/20		120	1,1,1-Trichloroethane		< 0.005	mg/kg	
B-3736	CP	11/17/20		120	1,1,2-Trichloroethane		< 0.005	mg/kg	
B-3736	CP	11/17/20		120	1,1-Dichloroethane		< 0.005	mg/kg	
B-3736	CP	11/17/20		120	1,1-Dichloroethene		< 0.005	mg/kg	
B-3736	CP	11/17/20		120	1,2-Dichloroethane		< 0.005	mg/kg	
B-3736	CP	11/17/20		120	Bromodichloromethane		< 0.005	mg/kg	
B-3736	CP	11/17/20		120	Bromoform		< 0.005	mg/kg	
B-3736	CP	11/17/20		120	Carbon tetrachloride		< 0.005	mg/kg	
B-3736	CP	11/17/20		120	Chloroform		< 0.005	mg/kg	
B-3736	CP	11/17/20		120	Dibromochloromethane		< 0.005	mg/kg	
B-3736	CP	11/17/20		120	Tetrachloroethene		< 0.005	mg/kg	
B-3736	CP	11/17/20		120	Trichloroethene		0.01	mg/kg	
B-3736	CP	11/17/20		120	Trichlorofluoromethane		< 0.005	mg/kg	
B-3736	CP	11/17/20		120	Trichlorotrifluoroethane		< 0.005	mg/kg	
B-3736	CP	11/17/20		120	Vinyl chloride		< 0.005	mg/kg	
B-3736	CP	11/17/20		120	cis-1,2-Dichloroethene		< 0.005	mg/kg	
B-3736	CP	11/17/20		120	trans-1,2-Dichloroethene		< 0.005	mg/kg	
B-3736	CP	11/17/20		130	1,1,1-Trichloroethane		< 0.005	mg/kg	
B-3736	CP	11/17/20		130	1,1,2-Trichloroethane		< 0.005	mg/kg	
B-3736	CP	11/17/20		130	1,1-Dichloroethane		< 0.005	mg/kg	
B-3736	CP	11/17/20		130	1,1-Dichloroethene		< 0.005	mg/kg	
B-3736	CP	11/17/20		130	1,2-Dichloroethane		< 0.005	mg/kg	
B-3736	CP	11/17/20		130	Bromodichloromethane		< 0.005	mg/kg	
B-3736	CP	11/17/20		130	Bromoform		< 0.005	mg/kg	
B-3736	CP	11/17/20		130	Carbon tetrachloride		< 0.005	mg/kg	
B-3736	CP	11/17/20		130	Chloroform		< 0.005	mg/kg	
B-3736	CP	11/17/20		130	Dibromochloromethane		< 0.005	mg/kg	
B-3736	CP	11/17/20		130	Tetrachloroethene		< 0.005	mg/kg	
B-3736	CP	11/17/20		130	Trichloroethene		0.23	mg/kg	
B-3736	CP	11/17/20		130	Trichlorofluoromethane		< 0.005	mg/kg	
B-3736	CP	11/17/20		130	Trichlorotrifluoroethane		< 0.005	mg/kg	
B-3736	CP	11/17/20		130	Vinyl chloride		< 0.005	mg/kg	

Attachment 2. Table 3. Soil analytical data, Livermore Site, 2021.

Boring	Location Type	Date	Sample Type	Depth (ft)	Parameter	LOS Indicator	Result	Units	QA Flag
B-3736	CP	11/17/20		130	cis-1,2-Dichloroethene		< 0.005	mg/kg	
B-3736	CP	11/17/20		130	trans-1,2-Dichloroethene		< 0.005	mg/kg	
B-3736	CP	11/17/20		140	1,1,1-Trichloroethane		< 0.0041	mg/kg	
B-3736	CP	11/17/20		140	1,1,2-Trichloroethane		< 0.0041	mg/kg	
B-3736	CP	11/17/20		140	1,1-Dichloroethane		< 0.0041	mg/kg	
B-3736	CP	11/17/20		140	1,1-Dichloroethene		< 0.0041	mg/kg	
B-3736	CP	11/17/20		140	1,2-Dichloroethane		< 0.0041	mg/kg	
B-3736	CP	11/17/20		140	Bromodichloromethane		< 0.0041	mg/kg	
B-3736	CP	11/17/20		140	Bromoform		< 0.0041	mg/kg	
B-3736	CP	11/17/20		140	Carbon tetrachloride		< 0.0041	mg/kg	
B-3736	CP	11/17/20		140	Chloroform		< 0.0041	mg/kg	
B-3736	CP	11/17/20		140	Dibromochloromethane		< 0.0041	mg/kg	
B-3736	CP	11/17/20		140	Tetrachloroethene		< 0.0041	mg/kg	
B-3736	CP	11/17/20		140	Trichloroethene		0.063	mg/kg	
B-3736	CP	11/17/20		140	Trichlorofluoromethane		< 0.0041	mg/kg	
B-3736	CP	11/17/20		140	Trichlorotrifluoroethane		< 0.0041	mg/kg	
B-3736	CP	11/17/20		140	Vinyl chloride		< 0.0041	mg/kg	
B-3736	CP	11/17/20		140	cis-1,2-Dichloroethene		< 0.0041	mg/kg	
B-3736	CP	11/17/20		140	trans-1,2-Dichloroethene		< 0.0041	mg/kg	
B-3737	CP	11/23/20		90	1,1,1-Trichloroethane		< 0.005	mg/kg	
B-3737	CP	11/23/20		90	1,1,2-Trichloroethane		< 0.005	mg/kg	
B-3737	CP	11/23/20		90	1,1-Dichloroethane		< 0.005	mg/kg	
B-3737	CP	11/23/20		90	1,1-Dichloroethene		< 0.005	mg/kg	
B-3737	CP	11/23/20		90	1,2-Dichloroethane		< 0.005	mg/kg	
B-3737	CP	11/23/20		90	Bromodichloromethane		< 0.005	mg/kg	
B-3737	CP	11/23/20		90	Bromoform		< 0.005	mg/kg	
B-3737	CP	11/23/20		90	Carbon tetrachloride		< 0.005	mg/kg	
B-3737	CP	11/23/20		90	Chloroform		< 0.005	mg/kg	
B-3737	CP	11/23/20		90	Dibromochloromethane		< 0.005	mg/kg	
B-3737	CP	11/23/20		90	Tetrachloroethene		< 0.005	mg/kg	
B-3737	CP	11/23/20		90	Trichloroethene		< 0.005	mg/kg	
B-3737	CP	11/23/20		90	Trichlorofluoromethane		< 0.005	mg/kg	
B-3737	CP	11/23/20		90	Trichlorotrifluoroethane		< 0.005	mg/kg	
B-3737	CP	11/23/20		90	Vinyl chloride		< 0.005	mg/kg	
B-3737	CP	11/23/20		90	cis-1,2-Dichloroethene		< 0.005	mg/kg	
B-3737	CP	11/23/20		90	trans-1,2-Dichloroethene		< 0.005	mg/kg	
B-3737	CP	11/23/20		100	1,1,1-Trichloroethane		< 0.005	mg/kg	
B-3737	CP	11/23/20		100	1,1,2-Trichloroethane		< 0.005	mg/kg	
B-3737	CP	11/23/20		100	1,1-Dichloroethane		< 0.005	mg/kg	
B-3737	CP	11/23/20		100	1,1-Dichloroethene		< 0.005	mg/kg	
B-3737	CP	11/23/20		100	1,2-Dichloroethane		< 0.005	mg/kg	
B-3737	CP	11/23/20		100	Bromodichloromethane		< 0.005	mg/kg	
B-3737	CP	11/23/20		100	Bromoform		< 0.005	mg/kg	
B-3737	CP	11/23/20		100	Carbon tetrachloride		< 0.005	mg/kg	
B-3737	CP	11/23/20		100	Chloroform		< 0.005	mg/kg	
B-3737	CP	11/23/20		100	Dibromochloromethane		< 0.005	mg/kg	
B-3737	CP	11/23/20		100	Tetrachloroethene		< 0.005	mg/kg	
B-3737	CP	11/23/20		100	Trichloroethene		< 0.005	mg/kg	
B-3737	CP	11/23/20		100	Trichlorofluoromethane		< 0.005	mg/kg	
B-3737	CP	11/23/20		100	Trichlorotrifluoroethane		< 0.005	mg/kg	
B-3737	CP	11/23/20		100	Vinyl chloride		< 0.005	mg/kg	
B-3737	CP	11/23/20		100	cis-1,2-Dichloroethene		< 0.005	mg/kg	
B-3737	CP	11/23/20		100	trans-1,2-Dichloroethene		< 0.005	mg/kg	
B-3737	CP	11/23/20		110	1,1,1-Trichloroethane		< 0.005	mg/kg	D
B-3737	CP	11/23/20		110	1,1,2-Trichloroethane		< 0.005	mg/kg	D
B-3737	CP	11/23/20		110	1,1-Dichloroethane		< 0.005	mg/kg	D
B-3737	CP	11/23/20		110	1,1-Dichloroethene		< 0.005	mg/kg	D
B-3737	CP	11/23/20		110	1,2-Dichloroethane		< 0.005	mg/kg	D
B-3737	CP	11/23/20		110	Bromodichloromethane		< 0.005	mg/kg	D
B-3737	CP	11/23/20		110	Bromoform		< 0.005	mg/kg	D
B-3737	CP	11/23/20		110	Carbon tetrachloride		< 0.005	mg/kg	D
B-3737	CP	11/23/20		110	Chloroform		< 0.005	mg/kg	D
B-3737	CP	11/23/20		110	Dibromochloromethane		< 0.005	mg/kg	D
B-3737	CP	11/23/20		110	Tetrachloroethene		< 0.005	mg/kg	D
B-3737	CP	11/23/20		110	Trichloroethene		< 0.005	mg/kg	D
B-3737	CP	11/23/20		110	Trichlorofluoromethane		< 0.005	mg/kg	D
B-3737	CP	11/23/20		110	Trichlorotrifluoroethane		< 0.005	mg/kg	D
B-3737	CP	11/23/20		110	Vinyl chloride		< 0.005	mg/kg	D
B-3737	CP	11/23/20		110	cis-1,2-Dichloroethene		< 0.005	mg/kg	D
B-3737	CP	11/23/20		110	trans-1,2-Dichloroethene		< 0.005	mg/kg	D
B-3737	CP	11/23/20		120	1,1,1-Trichloroethane		< 0.004	mg/kg	
B-3737	CP	11/23/20		120	1,1,2-Trichloroethane		< 0.004	mg/kg	
B-3737	CP	11/23/20		120	1,1-Dichloroethane		< 0.004	mg/kg	
B-3737	CP	11/23/20		120	1,1-Dichloroethene		< 0.004	mg/kg	
B-3737	CP	11/23/20		120	1,2-Dichloroethane		< 0.004	mg/kg	
B-3737	CP	11/23/20		120	Bromodichloromethane		< 0.004	mg/kg	
B-3737	CP	11/23/20		120	Bromoform		< 0.004	mg/kg	
B-3737	CP	11/23/20		120	Carbon tetrachloride		< 0.004	mg/kg	
B-3737	CP	11/23/20		120	Chloroform		< 0.004	mg/kg	
B-3737	CP	11/23/20		120	Dibromochloromethane		< 0.004	mg/kg	

Attachment 2. Table 3. Soil analytical data, Livermore Site, 2021.

Boring	Location Type	Date	Sample Type	Depth (ft)	Parameter	LOS Indicator	Result	Units	QA Flag
B-3737	CP	11/23/20		120	Tetrachloroethene		< 0.004	mg/kg	
B-3737	CP	11/23/20		120	Trichloroethene		0.23	mg/kg	
B-3737	CP	11/23/20		120	Trichlorofluoromethane		< 0.004	mg/kg	
B-3737	CP	11/23/20		120	Trichlorotrifluoroethane		< 0.004	mg/kg	
B-3737	CP	11/23/20		120	Vinyl chloride		< 0.004	mg/kg	
B-3737	CP	11/23/20		120	cis-1,2-Dichloroethene		< 0.004	mg/kg	
B-3737	CP	11/23/20		120	trans-1,2-Dichloroethene		< 0.004	mg/kg	
B-3737	CP	11/23/20		130	1,1,1-Trichloroethane		< 0.0037	mg/kg	
B-3737	CP	11/23/20		130	1,1,2-Trichloroethane		< 0.0037	mg/kg	
B-3737	CP	11/23/20		130	1,1-Dichloroethane		< 0.0037	mg/kg	
B-3737	CP	11/23/20		130	1,1-Dichloroethene		< 0.0037	mg/kg	
B-3737	CP	11/23/20		130	1,2-Dichloroethane		< 0.0037	mg/kg	
B-3737	CP	11/23/20		130	Bromodichloromethane		< 0.0037	mg/kg	
B-3737	CP	11/23/20		130	Bromoform		< 0.0037	mg/kg	
B-3737	CP	11/23/20		130	Carbon tetrachloride		< 0.0037	mg/kg	
B-3737	CP	11/23/20		130	Chloroform		< 0.0037	mg/kg	
B-3737	CP	11/23/20		130	Dibromochloromethane		< 0.0037	mg/kg	
B-3737	CP	11/23/20		130	Tetrachloroethene		< 0.0037	mg/kg	
B-3737	CP	11/23/20		130	Trichloroethene		0.34	mg/kg	
B-3737	CP	11/23/20		130	Trichlorofluoromethane		< 0.0037	mg/kg	
B-3737	CP	11/23/20		130	Trichlorotrifluoroethane		< 0.0037	mg/kg	
B-3737	CP	11/23/20		130	Vinyl chloride		< 0.0037	mg/kg	
B-3737	CP	11/23/20		130	cis-1,2-Dichloroethene		< 0.0037	mg/kg	
B-3737	CP	11/23/20		130	trans-1,2-Dichloroethene		< 0.0037	mg/kg	
B-3737	CP	11/23/20		140	1,1,1-Trichloroethane		< 0.0035	mg/kg	
B-3737	CP	11/23/20		140	1,1,2-Trichloroethane		< 0.0035	mg/kg	
B-3737	CP	11/23/20		140	1,1-Dichloroethane		< 0.0035	mg/kg	
B-3737	CP	11/23/20		140	1,1-Dichloroethene		< 0.0035	mg/kg	
B-3737	CP	11/23/20		140	1,2-Dichloroethane		< 0.0035	mg/kg	
B-3737	CP	11/23/20		140	Bromodichloromethane		< 0.0035	mg/kg	
B-3737	CP	11/23/20		140	Bromoform		< 0.0035	mg/kg	
B-3737	CP	11/23/20		140	Carbon tetrachloride		< 0.0035	mg/kg	
B-3737	CP	11/23/20		140	Chloroform		< 0.0035	mg/kg	
B-3737	CP	11/23/20		140	Dibromochloromethane		< 0.0035	mg/kg	
B-3737	CP	11/23/20		140	Tetrachloroethene		< 0.0035	mg/kg	
B-3737	CP	11/23/20		140	Trichloroethene		0.15	mg/kg	
B-3737	CP	11/23/20		140	Trichlorofluoromethane		< 0.0035	mg/kg	
B-3737	CP	11/23/20		140	Trichlorotrifluoroethane		< 0.0035	mg/kg	
B-3737	CP	11/23/20		140	Vinyl chloride		< 0.0035	mg/kg	
B-3737	CP	11/23/20		140	cis-1,2-Dichloroethene		< 0.0035	mg/kg	
B-3737	CP	11/23/20		140	trans-1,2-Dichloroethene		< 0.0035	mg/kg	
B-3738	CP	11/24/20		89.5	1,1,1-Trichloroethane		< 0.005	mg/kg	D
B-3738	CP	11/24/20		89.5	1,1,2-Trichloroethane		< 0.005	mg/kg	D
B-3738	CP	11/24/20		89.5	1,1-Dichloroethane		< 0.005	mg/kg	D
B-3738	CP	11/24/20		89.5	1,1-Dichloroethene		< 0.005	mg/kg	D
B-3738	CP	11/24/20		89.5	1,2-Dichloroethane		< 0.005	mg/kg	D
B-3738	CP	11/24/20		89.5	Bromodichloromethane		< 0.005	mg/kg	D
B-3738	CP	11/24/20		89.5	Bromoform		< 0.005	mg/kg	D
B-3738	CP	11/24/20		89.5	Carbon tetrachloride		< 0.005	mg/kg	D
B-3738	CP	11/24/20		89.5	Chloroform		< 0.005	mg/kg	D
B-3738	CP	11/24/20		89.5	Dibromochloromethane		< 0.005	mg/kg	D
B-3738	CP	11/24/20		89.5	Tetrachloroethene		< 0.005	mg/kg	D
B-3738	CP	11/24/20		89.5	Trichloroethene		< 0.005	mg/kg	D
B-3738	CP	11/24/20		89.5	Trichlorofluoromethane		< 0.005	mg/kg	D
B-3738	CP	11/24/20		89.5	Trichlorotrifluoroethane		< 0.005	mg/kg	D
B-3738	CP	11/24/20		89.5	Vinyl chloride		< 0.005	mg/kg	D
B-3738	CP	11/24/20		89.5	cis-1,2-Dichloroethene		< 0.005	mg/kg	D
B-3738	CP	11/24/20		89.5	trans-1,2-Dichloroethene		< 0.005	mg/kg	D
B-3738	CP	11/24/20		100	1,1,1-Trichloroethane		< 0.005	mg/kg	
B-3738	CP	11/24/20		100	1,1,2-Trichloroethane		< 0.005	mg/kg	
B-3738	CP	11/24/20		100	1,1-Dichloroethane		< 0.005	mg/kg	
B-3738	CP	11/24/20		100	1,1-Dichloroethene		< 0.005	mg/kg	
B-3738	CP	11/24/20		100	1,2-Dichloroethane		< 0.005	mg/kg	
B-3738	CP	11/24/20		100	Bromodichloromethane		< 0.005	mg/kg	
B-3738	CP	11/24/20		100	Bromoform		< 0.005	mg/kg	
B-3738	CP	11/24/20		100	Carbon tetrachloride		< 0.005	mg/kg	
B-3738	CP	11/24/20		100	Chloroform		< 0.005	mg/kg	
B-3738	CP	11/24/20		100	Dibromochloromethane		< 0.005	mg/kg	
B-3738	CP	11/24/20		100	Tetrachloroethene		< 0.005	mg/kg	
B-3738	CP	11/24/20		100	Trichloroethene		0.063	mg/kg	
B-3738	CP	11/24/20		100	Trichlorofluoromethane		< 0.005	mg/kg	
B-3738	CP	11/24/20		100	Trichlorotrifluoroethane		< 0.005	mg/kg	
B-3738	CP	11/24/20		100	Vinyl chloride		< 0.005	mg/kg	
B-3738	CP	11/24/20		100	cis-1,2-Dichloroethene		< 0.005	mg/kg	
B-3738	CP	11/24/20		100	trans-1,2-Dichloroethene		< 0.005	mg/kg	
B-3738	CP	11/24/20		110	1,1,1-Trichloroethane		< 0.0034	mg/kg	
B-3738	CP	11/24/20		110	1,1,2-Trichloroethane		< 0.0034	mg/kg	
B-3738	CP	11/24/20		110	1,1-Dichloroethane		< 0.0034	mg/kg	
B-3738	CP	11/24/20		110	1,1-Dichloroethene		< 0.0034	mg/kg	
B-3738	CP	11/24/20		110	1,2-Dichloroethane		< 0.0034	mg/kg	

Attachment 2. Table 3. Soil analytical data, Livermore Site, 2021.

Boring	Location Type	Date	Sample Type	Depth (ft)	Parameter	LOS Indicator	Result	Units	QA Flag
B-3738	CP	11/24/20		110	Bromodichloromethane	<	0.0034	mg/kg	
B-3738	CP	11/24/20		110	Bromoform	<	0.0034	mg/kg	
B-3738	CP	11/24/20		110	Carbon tetrachloride	<	0.0034	mg/kg	
B-3738	CP	11/24/20		110	Chloroform	<	0.0034	mg/kg	
B-3738	CP	11/24/20		110	Dibromochloromethane	<	0.0034	mg/kg	
B-3738	CP	11/24/20		110	Tetrachloroethene	<	0.0034	mg/kg	
B-3738	CP	11/24/20		110	Trichloroethene		0.039	mg/kg	
B-3738	CP	11/24/20		110	Trichlorofluoromethane	<	0.0034	mg/kg	
B-3738	CP	11/24/20		110	Trichlorotrifluoroethane	<	0.0034	mg/kg	
B-3738	CP	11/24/20		110	Vinyl chloride	<	0.0034	mg/kg	
B-3738	CP	11/24/20		110	cis-1,2-Dichloroethene	<	0.0034	mg/kg	
B-3738	CP	11/24/20		110	trans-1,2-Dichloroethene	<	0.0034	mg/kg	
B-3738	CP	11/24/20	DUP	110	1,1,1-Trichloroethane	<	0.0034	mg/kg	
B-3738	CP	11/24/20	DUP	110	1,1,2-Trichloroethane	<	0.0034	mg/kg	
B-3738	CP	11/24/20	DUP	110	1,1-Dichloroethane	<	0.0034	mg/kg	
B-3738	CP	11/24/20	DUP	110	1,1-Dichloroethene	<	0.0034	mg/kg	
B-3738	CP	11/24/20	DUP	110	1,2-Dichloroethane	<	0.0034	mg/kg	
B-3738	CP	11/24/20	DUP	110	Bromodichloromethane	<	0.0034	mg/kg	
B-3738	CP	11/24/20	DUP	110	Bromoform	<	0.0034	mg/kg	
B-3738	CP	11/24/20	DUP	110	Carbon tetrachloride	<	0.0034	mg/kg	
B-3738	CP	11/24/20	DUP	110	Chloroform	<	0.0034	mg/kg	
B-3738	CP	11/24/20	DUP	110	Dibromochloromethane	<	0.0034	mg/kg	
B-3738	CP	11/24/20	DUP	110	Tetrachloroethene	<	0.0034	mg/kg	
B-3738	CP	11/24/20	DUP	110	Trichloroethene		0.023	mg/kg	
B-3738	CP	11/24/20	DUP	110	Trichlorofluoromethane	<	0.0034	mg/kg	
B-3738	CP	11/24/20	DUP	110	Trichlorotrifluoroethane	<	0.0034	mg/kg	
B-3738	CP	11/24/20	DUP	110	Vinyl chloride	<	0.0034	mg/kg	
B-3738	CP	11/24/20	DUP	110	cis-1,2-Dichloroethene	<	0.0034	mg/kg	
B-3738	CP	11/24/20	DUP	110	trans-1,2-Dichloroethene	<	0.0034	mg/kg	
B-3738	CP	11/24/20		120	1,1,1-Trichloroethane	<	0.0038	mg/kg	
B-3738	CP	11/24/20		120	1,1,2-Trichloroethane	<	0.0038	mg/kg	
B-3738	CP	11/24/20		120	1,1-Dichloroethane	<	0.0038	mg/kg	
B-3738	CP	11/24/20		120	1,1-Dichloroethene	<	0.0038	mg/kg	
B-3738	CP	11/24/20		120	1,2-Dichloroethane	<	0.0038	mg/kg	
B-3738	CP	11/24/20		120	Bromodichloromethane	<	0.0038	mg/kg	
B-3738	CP	11/24/20		120	Bromoform	<	0.0038	mg/kg	
B-3738	CP	11/24/20		120	Carbon tetrachloride	<	0.0038	mg/kg	
B-3738	CP	11/24/20		120	Chloroform	<	0.0038	mg/kg	
B-3738	CP	11/24/20		120	Dibromochloromethane	<	0.0038	mg/kg	
B-3738	CP	11/24/20		120	Tetrachloroethene	<	0.0038	mg/kg	
B-3738	CP	11/24/20		120	Trichloroethene		0.15	mg/kg	
B-3738	CP	11/24/20		120	Trichlorofluoromethane	<	0.0038	mg/kg	
B-3738	CP	11/24/20		120	Trichlorotrifluoroethane	<	0.0038	mg/kg	
B-3738	CP	11/24/20		120	Vinyl chloride	<	0.0038	mg/kg	
B-3738	CP	11/24/20		120	cis-1,2-Dichloroethene	<	0.0038	mg/kg	
B-3738	CP	11/24/20		120	trans-1,2-Dichloroethene	<	0.0038	mg/kg	
B-3738	CP	11/24/20		130	1,1,1-Trichloroethane	<	0.004	mg/kg	
B-3738	CP	11/24/20		130	1,1,2-Trichloroethane	<	0.004	mg/kg	
B-3738	CP	11/24/20		130	1,1-Dichloroethane	<	0.004	mg/kg	
B-3738	CP	11/24/20		130	1,1-Dichloroethene	<	0.004	mg/kg	
B-3738	CP	11/24/20		130	1,2-Dichloroethane	<	0.004	mg/kg	
B-3738	CP	11/24/20		130	Bromodichloromethane	<	0.004	mg/kg	
B-3738	CP	11/24/20		130	Bromoform	<	0.004	mg/kg	
B-3738	CP	11/24/20		130	Carbon tetrachloride	<	0.004	mg/kg	
B-3738	CP	11/24/20		130	Chloroform	<	0.004	mg/kg	
B-3738	CP	11/24/20		130	Dibromochloromethane	<	0.004	mg/kg	
B-3738	CP	11/24/20		130	Tetrachloroethene	<	0.004	mg/kg	
B-3738	CP	11/24/20		130	Trichloroethene		0.13	mg/kg	
B-3738	CP	11/24/20		130	Trichlorofluoromethane	<	0.004	mg/kg	
B-3738	CP	11/24/20		130	Trichlorotrifluoroethane	<	0.004	mg/kg	
B-3738	CP	11/24/20		130	Vinyl chloride	<	0.004	mg/kg	
B-3738	CP	11/24/20		130	cis-1,2-Dichloroethene	<	0.004	mg/kg	
B-3738	CP	11/24/20		130	trans-1,2-Dichloroethene	<	0.004	mg/kg	
B-3738	CP	11/24/20		140	1,1,1-Trichloroethane	<	0.0035	mg/kg	
B-3738	CP	11/24/20		140	1,1,2-Trichloroethane	<	0.0035	mg/kg	
B-3738	CP	11/24/20		140	1,1-Dichloroethane	<	0.0035	mg/kg	
B-3738	CP	11/24/20		140	1,1-Dichloroethene	<	0.0035	mg/kg	
B-3738	CP	11/24/20		140	1,2-Dichloroethane	<	0.0035	mg/kg	
B-3738	CP	11/24/20		140	Bromodichloromethane	<	0.0035	mg/kg	
B-3738	CP	11/24/20		140	Bromoform	<	0.0035	mg/kg	
B-3738	CP	11/24/20		140	Carbon tetrachloride	<	0.0035	mg/kg	
B-3738	CP	11/24/20		140	Chloroform	<	0.0035	mg/kg	
B-3738	CP	11/24/20		140	Dibromochloromethane	<	0.0035	mg/kg	
B-3738	CP	11/24/20		140	Tetrachloroethene	<	0.0035	mg/kg	
B-3738	CP	11/24/20		140	Trichloroethene		0.17	mg/kg	
B-3738	CP	11/24/20		140	Trichlorofluoromethane	<	0.0035	mg/kg	
B-3738	CP	11/24/20		140	Trichlorotrifluoroethane	<	0.0035	mg/kg	
B-3738	CP	11/24/20		140	Vinyl chloride	<	0.0035	mg/kg	
B-3738	CP	11/24/20		140	cis-1,2-Dichloroethene	<	0.0035	mg/kg	
B-3738	CP	11/24/20		140	trans-1,2-Dichloroethene	<	0.0035	mg/kg	

Attachment 2. Table 3. Soil analytical data, Livermore Site, 2021.

Boring	Location Type	Date	Sample Type	Depth (ft)	Parameter	LOS Indicator	Result	Units	QA Flag
B-3739	CP	11/30/20		90	1,1,1-Trichloroethane		< 0.0036	mg/kg	
B-3739	CP	11/30/20		90	1,1,2-Trichloroethane		< 0.0036	mg/kg	
B-3739	CP	11/30/20		90	1,1-Dichloroethane		< 0.0036	mg/kg	
B-3739	CP	11/30/20		90	1,1-Dichloroethene		< 0.0036	mg/kg	
B-3739	CP	11/30/20		90	1,2-Dichloroethane		< 0.0036	mg/kg	
B-3739	CP	11/30/20		90	Bromodichloromethane		< 0.0036	mg/kg	
B-3739	CP	11/30/20		90	Bromoform		< 0.0036	mg/kg	
B-3739	CP	11/30/20		90	Carbon tetrachloride		< 0.0036	mg/kg	
B-3739	CP	11/30/20		90	Chloroform		< 0.0036	mg/kg	
B-3739	CP	11/30/20		90	Dibromochloromethane		< 0.0036	mg/kg	
B-3739	CP	11/30/20		90	Tetrachloroethene		< 0.0036	mg/kg	
B-3739	CP	11/30/20		90	Trichloroethene		< 0.0036	mg/kg	
B-3739	CP	11/30/20		90	Trichlorofluoromethane		< 0.0036	mg/kg	
B-3739	CP	11/30/20		90	Trichlorotrifluoroethane		< 0.0036	mg/kg	
B-3739	CP	11/30/20		90	Vinyl chloride		< 0.0036	mg/kg	
B-3739	CP	11/30/20		90	cis-1,2-Dichloroethene		< 0.0036	mg/kg	
B-3739	CP	11/30/20		90	trans-1,2-Dichloroethene		< 0.0036	mg/kg	
B-3739	CP	11/30/20		100	1,1,1-Trichloroethane		< 0.0041	mg/kg	
B-3739	CP	11/30/20		100	1,1,2-Trichloroethane		< 0.0041	mg/kg	
B-3739	CP	11/30/20		100	1,1-Dichloroethane		< 0.0041	mg/kg	
B-3739	CP	11/30/20		100	1,1-Dichloroethene		< 0.0041	mg/kg	
B-3739	CP	11/30/20		100	1,2-Dichloroethane		< 0.0041	mg/kg	
B-3739	CP	11/30/20		100	Bromodichloromethane		< 0.0041	mg/kg	
B-3739	CP	11/30/20		100	Bromoform		< 0.0041	mg/kg	
B-3739	CP	11/30/20		100	Carbon tetrachloride		< 0.0041	mg/kg	
B-3739	CP	11/30/20		100	Chloroform		< 0.0041	mg/kg	
B-3739	CP	11/30/20		100	Dibromochloromethane		< 0.0041	mg/kg	
B-3739	CP	11/30/20		100	Tetrachloroethene		< 0.0041	mg/kg	
B-3739	CP	11/30/20		100	Trichloroethene		< 0.0041	mg/kg	
B-3739	CP	11/30/20		100	Trichlorofluoromethane		< 0.0041	mg/kg	
B-3739	CP	11/30/20		100	Trichlorotrifluoroethane		< 0.0041	mg/kg	
B-3739	CP	11/30/20		100	Vinyl chloride		< 0.0041	mg/kg	
B-3739	CP	11/30/20		100	cis-1,2-Dichloroethene		< 0.0041	mg/kg	
B-3739	CP	11/30/20		100	trans-1,2-Dichloroethene		< 0.0041	mg/kg	
B-3739	CP	11/30/20		110	1,1,1-Trichloroethane		< 0.0037	mg/kg	
B-3739	CP	11/30/20		110	1,1,2-Trichloroethane		< 0.0037	mg/kg	
B-3739	CP	11/30/20		110	1,1-Dichloroethane		< 0.0037	mg/kg	
B-3739	CP	11/30/20		110	1,1-Dichloroethene		< 0.0037	mg/kg	
B-3739	CP	11/30/20		110	1,2-Dichloroethane		< 0.0037	mg/kg	
B-3739	CP	11/30/20		110	Bromodichloromethane		< 0.0037	mg/kg	
B-3739	CP	11/30/20		110	Bromoform		< 0.0037	mg/kg	
B-3739	CP	11/30/20		110	Carbon tetrachloride		< 0.0037	mg/kg	
B-3739	CP	11/30/20		110	Chloroform		< 0.0037	mg/kg	
B-3739	CP	11/30/20		110	Dibromochloromethane		< 0.0037	mg/kg	
B-3739	CP	11/30/20		110	Tetrachloroethene		< 0.0037	mg/kg	
B-3739	CP	11/30/20		110	Trichloroethene		0.046	mg/kg	
B-3739	CP	11/30/20		110	Trichlorofluoromethane		< 0.0037	mg/kg	
B-3739	CP	11/30/20		110	Trichlorotrifluoroethane		< 0.0037	mg/kg	
B-3739	CP	11/30/20		110	Vinyl chloride		< 0.0037	mg/kg	
B-3739	CP	11/30/20		110	cis-1,2-Dichloroethene		< 0.0037	mg/kg	
B-3739	CP	11/30/20		110	trans-1,2-Dichloroethene		< 0.0037	mg/kg	
B-3739	CP	11/30/20		120	1,1,1-Trichloroethane		< 0.0041	mg/kg	
B-3739	CP	11/30/20		120	1,1,2-Trichloroethane		< 0.0041	mg/kg	
B-3739	CP	11/30/20		120	1,1-Dichloroethane		< 0.0041	mg/kg	
B-3739	CP	11/30/20		120	1,1-Dichloroethene		< 0.0041	mg/kg	
B-3739	CP	11/30/20		120	1,2-Dichloroethane		< 0.0041	mg/kg	
B-3739	CP	11/30/20		120	Bromodichloromethane		< 0.0041	mg/kg	
B-3739	CP	11/30/20		120	Bromoform		< 0.0041	mg/kg	
B-3739	CP	11/30/20		120	Carbon tetrachloride		< 0.0041	mg/kg	
B-3739	CP	11/30/20		120	Chloroform		< 0.0041	mg/kg	
B-3739	CP	11/30/20		120	Dibromochloromethane		< 0.0041	mg/kg	
B-3739	CP	11/30/20		120	Tetrachloroethene		< 0.0041	mg/kg	
B-3739	CP	11/30/20		120	Trichloroethene		0.042	mg/kg	
B-3739	CP	11/30/20		120	Trichlorofluoromethane		< 0.0041	mg/kg	
B-3739	CP	11/30/20		120	Trichlorotrifluoroethane		< 0.0041	mg/kg	
B-3739	CP	11/30/20		120	Vinyl chloride		< 0.0041	mg/kg	
B-3739	CP	11/30/20		120	cis-1,2-Dichloroethene		< 0.0041	mg/kg	
B-3739	CP	11/30/20		120	trans-1,2-Dichloroethene		< 0.0041	mg/kg	
B-3739	CP	11/30/20		130	1,1,1-Trichloroethane		< 0.0037	mg/kg	
B-3739	CP	11/30/20		130	1,1,2-Trichloroethane		< 0.0037	mg/kg	
B-3739	CP	11/30/20		130	1,1-Dichloroethane		< 0.0037	mg/kg	
B-3739	CP	11/30/20		130	1,1-Dichloroethene		< 0.0037	mg/kg	
B-3739	CP	11/30/20		130	1,2-Dichloroethane		< 0.0037	mg/kg	
B-3739	CP	11/30/20		130	Bromodichloromethane		< 0.0037	mg/kg	
B-3739	CP	11/30/20		130	Bromoform		< 0.0037	mg/kg	
B-3739	CP	11/30/20		130	Carbon tetrachloride		< 0.0037	mg/kg	
B-3739	CP	11/30/20		130	Chloroform		< 0.0037	mg/kg	
B-3739	CP	11/30/20		130	Dibromochloromethane		< 0.0037	mg/kg	
B-3739	CP	11/30/20		130	Tetrachloroethene		< 0.0037	mg/kg	
B-3739	CP	11/30/20		130	Trichloroethene		0.31	mg/kg	

Attachment 2. Table 3. Soil analytical data, Livermore Site, 2021.

Boring	Location Type	Date	Sample Type	Depth (ft)	Parameter	LOS Indicator	Result	Units	QA Flag
B-3739	CP	11/30/20		130	Trichlorofluoromethane		< 0.0037	mg/kg	
B-3739	CP	11/30/20		130	Trichlorotrifluoroethane		< 0.0037	mg/kg	
B-3739	CP	11/30/20		130	Vinyl chloride		< 0.0037	mg/kg	
B-3739	CP	11/30/20		130	cis-1,2-Dichloroethene		< 0.0037	mg/kg	
B-3739	CP	11/30/20		130	trans-1,2-Dichloroethene		< 0.0037	mg/kg	
B-3739	CP	11/30/20		140	1,1,1-Trichloroethane		< 0.0039	mg/kg	
B-3739	CP	11/30/20		140	1,1,2-Trichloroethane		< 0.0039	mg/kg	
B-3739	CP	11/30/20		140	1,1-Dichloroethane		< 0.0039	mg/kg	
B-3739	CP	11/30/20		140	1,1-Dichloroethene		< 0.0039	mg/kg	
B-3739	CP	11/30/20		140	1,2-Dichloroethane		< 0.0039	mg/kg	
B-3739	CP	11/30/20		140	Bromodichloromethane		< 0.0039	mg/kg	
B-3739	CP	11/30/20		140	Bromoform		< 0.0039	mg/kg	
B-3739	CP	11/30/20		140	Carbon tetrachloride		< 0.0039	mg/kg	
B-3739	CP	11/30/20		140	Chloroform		< 0.0039	mg/kg	
B-3739	CP	11/30/20		140	Dibromochloromethane		< 0.0039	mg/kg	
B-3739	CP	11/30/20		140	Tetrachloroethene		< 0.0039	mg/kg	
B-3739	CP	11/30/20		140	Trichloroethene		0.22	mg/kg	
B-3739	CP	11/30/20		140	Trichlorofluoromethane		< 0.0039	mg/kg	
B-3739	CP	11/30/20		140	Trichlorotrifluoroethane		< 0.0039	mg/kg	
B-3739	CP	11/30/20		140	Vinyl chloride		< 0.0039	mg/kg	
B-3739	CP	11/30/20		140	cis-1,2-Dichloroethene		< 0.0039	mg/kg	
B-3739	CP	11/30/20		140	trans-1,2-Dichloroethene		< 0.0039	mg/kg	
B-3740	CP	12/7/20		90	1,1,1-Trichloroethane		< 0.005	mg/kg	
B-3740	CP	12/7/20		90	1,1,2-Trichloroethane		< 0.005	mg/kg	
B-3740	CP	12/7/20		90	1,1-Dichloroethane		< 0.005	mg/kg	
B-3740	CP	12/7/20		90	1,1-Dichloroethene		< 0.005	mg/kg	
B-3740	CP	12/7/20		90	1,2-Dichloroethane		< 0.005	mg/kg	
B-3740	CP	12/7/20		90	Bromodichloromethane		< 0.005	mg/kg	
B-3740	CP	12/7/20		90	Bromoform		< 0.005	mg/kg	
B-3740	CP	12/7/20		90	Carbon tetrachloride		< 0.005	mg/kg	
B-3740	CP	12/7/20		90	Chloroform		< 0.005	mg/kg	
B-3740	CP	12/7/20		90	Dibromochloromethane		< 0.005	mg/kg	
B-3740	CP	12/7/20		90	Tetrachloroethene		< 0.005	mg/kg	
B-3740	CP	12/7/20		90	Trichloroethene		< 0.005	mg/kg	
B-3740	CP	12/7/20		90	Trichlorofluoromethane		< 0.005	mg/kg	
B-3740	CP	12/7/20		90	Trichlorotrifluoroethane		< 0.005	mg/kg	
B-3740	CP	12/7/20		90	Vinyl chloride		< 0.005	mg/kg	
B-3740	CP	12/7/20		90	cis-1,2-Dichloroethene		< 0.005	mg/kg	
B-3740	CP	12/7/20		90	trans-1,2-Dichloroethene		< 0.005	mg/kg	
B-3740	CP	12/7/20		100	1,1,1-Trichloroethane		< 0.0044	mg/kg	
B-3740	CP	12/7/20		100	1,1,2-Trichloroethane		< 0.0044	mg/kg	
B-3740	CP	12/7/20		100	1,1-Dichloroethane		< 0.0044	mg/kg	
B-3740	CP	12/7/20		100	1,1-Dichloroethene		< 0.0044	mg/kg	
B-3740	CP	12/7/20		100	1,2-Dichloroethane		< 0.0044	mg/kg	
B-3740	CP	12/7/20		100	Bromodichloromethane		< 0.0044	mg/kg	
B-3740	CP	12/7/20		100	Bromoform		< 0.0044	mg/kg	
B-3740	CP	12/7/20		100	Carbon tetrachloride		< 0.0044	mg/kg	
B-3740	CP	12/7/20		100	Chloroform		< 0.0044	mg/kg	
B-3740	CP	12/7/20		100	Dibromochloromethane		< 0.0044	mg/kg	
B-3740	CP	12/7/20		100	Tetrachloroethene		< 0.0044	mg/kg	
B-3740	CP	12/7/20		100	Trichloroethene		< 0.0044	mg/kg	
B-3740	CP	12/7/20		100	Trichlorofluoromethane		< 0.0044	mg/kg	
B-3740	CP	12/7/20		100	Trichlorotrifluoroethane		< 0.0044	mg/kg	
B-3740	CP	12/7/20		100	Vinyl chloride		< 0.0044	mg/kg	
B-3740	CP	12/7/20		100	cis-1,2-Dichloroethene		< 0.0044	mg/kg	
B-3740	CP	12/7/20		100	trans-1,2-Dichloroethene		< 0.0044	mg/kg	
B-3740	CP	12/7/20		110	1,1,1-Trichloroethane		< 0.0044	mg/kg	
B-3740	CP	12/7/20		110	1,1,2-Trichloroethane		< 0.0044	mg/kg	
B-3740	CP	12/7/20		110	1,1-Dichloroethane		< 0.0044	mg/kg	
B-3740	CP	12/7/20		110	1,1-Dichloroethene		< 0.0044	mg/kg	
B-3740	CP	12/7/20		110	1,2-Dichloroethane		< 0.0044	mg/kg	
B-3740	CP	12/7/20		110	Bromodichloromethane		< 0.0044	mg/kg	
B-3740	CP	12/7/20		110	Bromoform		< 0.0044	mg/kg	
B-3740	CP	12/7/20		110	Carbon tetrachloride		< 0.0044	mg/kg	
B-3740	CP	12/7/20		110	Chloroform		< 0.0044	mg/kg	
B-3740	CP	12/7/20		110	Dibromochloromethane		< 0.0044	mg/kg	
B-3740	CP	12/7/20		110	Tetrachloroethene		< 0.0044	mg/kg	
B-3740	CP	12/7/20		110	Trichloroethene		< 0.0044	mg/kg	
B-3740	CP	12/7/20		110	Trichlorofluoromethane		< 0.0044	mg/kg	
B-3740	CP	12/7/20		110	Trichlorotrifluoroethane		< 0.0044	mg/kg	
B-3740	CP	12/7/20		110	Vinyl chloride		< 0.0044	mg/kg	
B-3740	CP	12/7/20		110	cis-1,2-Dichloroethene		< 0.0044	mg/kg	
B-3740	CP	12/7/20		110	trans-1,2-Dichloroethene		< 0.0044	mg/kg	
B-3740	CP	12/7/20		120	1,1,1-Trichloroethane		< 0.0042	mg/kg	
B-3740	CP	12/7/20		120	1,1,2-Trichloroethane		< 0.0042	mg/kg	
B-3740	CP	12/7/20		120	1,1-Dichloroethane		< 0.0042	mg/kg	
B-3740	CP	12/7/20		120	1,1-Dichloroethene		< 0.0042	mg/kg	
B-3740	CP	12/7/20		120	1,2-Dichloroethane		< 0.0042	mg/kg	
B-3740	CP	12/7/20		120	Bromodichloromethane		< 0.0042	mg/kg	
B-3740	CP	12/7/20		120	Bromoform		< 0.0042	mg/kg	

Attachment 2. Table 3. Soil analytical data, Livermore Site, 2021.

Boring	Location Type	Date	Sample Type	Depth (ft)	Parameter	LOS Indicator	Result	Units	QA Flag
B-3740	CP	12/7/20		120	Carbon tetrachloride		< 0.0042	mg/kg	
B-3740	CP	12/7/20		120	Chloroform		< 0.0042	mg/kg	
B-3740	CP	12/7/20		120	Dibromochloromethane		< 0.0042	mg/kg	
B-3740	CP	12/7/20		120	Tetrachloroethene		< 0.0042	mg/kg	
B-3740	CP	12/7/20		120	Trichloroethene		< 0.0042	mg/kg	
B-3740	CP	12/7/20		120	Trichlorofluoromethane		< 0.0042	mg/kg	
B-3740	CP	12/7/20		120	Trichlorotrifluoroethane		< 0.0042	mg/kg	
B-3740	CP	12/7/20		120	Vinyl chloride		< 0.0042	mg/kg	
B-3740	CP	12/7/20		120	cis-1,2-Dichloroethene		< 0.0042	mg/kg	
B-3740	CP	12/7/20		120	trans-1,2-Dichloroethene		< 0.0042	mg/kg	
B-3740	CP	12/7/20		130	1,1,1-Trichloroethane		< 0.0041	mg/kg	
B-3740	CP	12/7/20		130	1,1,2-Trichloroethane		< 0.0041	mg/kg	
B-3740	CP	12/7/20		130	1,1-Dichloroethane		< 0.0041	mg/kg	
B-3740	CP	12/7/20		130	1,1-Dichloroethene		< 0.0041	mg/kg	
B-3740	CP	12/7/20		130	1,2-Dichloroethane		< 0.0041	mg/kg	
B-3740	CP	12/7/20		130	Bromodichloromethane		< 0.0041	mg/kg	
B-3740	CP	12/7/20		130	Bromoform		< 0.0041	mg/kg	
B-3740	CP	12/7/20		130	Carbon tetrachloride		< 0.0041	mg/kg	
B-3740	CP	12/7/20		130	Chloroform		< 0.0041	mg/kg	
B-3740	CP	12/7/20		130	Dibromochloromethane		< 0.0041	mg/kg	
B-3740	CP	12/7/20		130	Tetrachloroethene		< 0.0041	mg/kg	
B-3740	CP	12/7/20		130	Trichloroethene		0.0066	mg/kg	
B-3740	CP	12/7/20		130	Trichlorofluoromethane		< 0.0041	mg/kg	
B-3740	CP	12/7/20		130	Trichlorotrifluoroethane		< 0.0041	mg/kg	
B-3740	CP	12/7/20		130	Vinyl chloride		< 0.0041	mg/kg	
B-3740	CP	12/7/20		130	cis-1,2-Dichloroethene		< 0.0041	mg/kg	
B-3740	CP	12/7/20		130	trans-1,2-Dichloroethene		< 0.0041	mg/kg	
B-3740	CP	12/7/20	DUP	130	1,1,1-Trichloroethane		< 0.0041	mg/kg	
B-3740	CP	12/7/20	DUP	130	1,1,2-Trichloroethane		< 0.0041	mg/kg	
B-3740	CP	12/7/20	DUP	130	1,1-Dichloroethane		< 0.0041	mg/kg	
B-3740	CP	12/7/20	DUP	130	1,1-Dichloroethene		< 0.0041	mg/kg	
B-3740	CP	12/7/20	DUP	130	1,2-Dichloroethane		< 0.0041	mg/kg	
B-3740	CP	12/7/20	DUP	130	Bromodichloromethane		< 0.0041	mg/kg	
B-3740	CP	12/7/20	DUP	130	Bromoform		< 0.0041	mg/kg	
B-3740	CP	12/7/20	DUP	130	Carbon tetrachloride		< 0.0041	mg/kg	
B-3740	CP	12/7/20	DUP	130	Chloroform		< 0.0041	mg/kg	
B-3740	CP	12/7/20	DUP	130	Dibromochloromethane		< 0.0041	mg/kg	
B-3740	CP	12/7/20	DUP	130	Tetrachloroethene		< 0.0041	mg/kg	
B-3740	CP	12/7/20	DUP	130	Trichloroethene		0.0059	mg/kg	
B-3740	CP	12/7/20	DUP	130	Trichlorofluoromethane		< 0.0041	mg/kg	
B-3740	CP	12/7/20	DUP	130	Trichlorotrifluoroethane		< 0.0041	mg/kg	
B-3740	CP	12/7/20	DUP	130	Vinyl chloride		< 0.0041	mg/kg	
B-3740	CP	12/7/20	DUP	130	cis-1,2-Dichloroethene		< 0.0041	mg/kg	
B-3740	CP	12/7/20	DUP	130	trans-1,2-Dichloroethene		< 0.0041	mg/kg	
B-3740	CP	12/7/20		140	1,1,1-Trichloroethane		< 0.0043	mg/kg	
B-3740	CP	12/7/20		140	1,1,2-Trichloroethane		< 0.0043	mg/kg	
B-3740	CP	12/7/20		140	1,1-Dichloroethane		< 0.0043	mg/kg	
B-3740	CP	12/7/20		140	1,1-Dichloroethene		< 0.0043	mg/kg	
B-3740	CP	12/7/20		140	1,2-Dichloroethane		< 0.0043	mg/kg	
B-3740	CP	12/7/20		140	Bromodichloromethane		< 0.0043	mg/kg	
B-3740	CP	12/7/20		140	Bromoform		< 0.0043	mg/kg	
B-3740	CP	12/7/20		140	Carbon tetrachloride		< 0.0043	mg/kg	
B-3740	CP	12/7/20		140	Chloroform		< 0.0043	mg/kg	
B-3740	CP	12/7/20		140	Dibromochloromethane		< 0.0043	mg/kg	
B-3740	CP	12/7/20		140	Tetrachloroethene		< 0.0043	mg/kg	
B-3740	CP	12/7/20		140	Trichloroethene		0.079	mg/kg	
B-3740	CP	12/7/20		140	Trichlorofluoromethane		< 0.0043	mg/kg	
B-3740	CP	12/7/20		140	Trichlorotrifluoroethane		< 0.0043	mg/kg	
B-3740	CP	12/7/20		140	Vinyl chloride		< 0.0043	mg/kg	
B-3740	CP	12/7/20		140	cis-1,2-Dichloroethene		< 0.0043	mg/kg	
B-3740	CP	12/7/20		140	trans-1,2-Dichloroethene		< 0.0043	mg/kg	
B-3741	CP	12/8/20		90	1,1,1-Trichloroethane		< 0.005	mg/kg	
B-3741	CP	12/8/20		90	1,1,2-Trichloroethane		< 0.005	mg/kg	
B-3741	CP	12/8/20		90	1,1-Dichloroethane		< 0.005	mg/kg	
B-3741	CP	12/8/20		90	1,1-Dichloroethene		< 0.005	mg/kg	
B-3741	CP	12/8/20		90	1,2-Dichloroethane		< 0.005	mg/kg	
B-3741	CP	12/8/20		90	Bromodichloromethane		< 0.005	mg/kg	
B-3741	CP	12/8/20		90	Bromoform		< 0.005	mg/kg	
B-3741	CP	12/8/20		90	Carbon tetrachloride		< 0.005	mg/kg	
B-3741	CP	12/8/20		90	Chloroform		< 0.005	mg/kg	
B-3741	CP	12/8/20		90	Dibromochloromethane		< 0.005	mg/kg	
B-3741	CP	12/8/20		90	Tetrachloroethene		< 0.005	mg/kg	
B-3741	CP	12/8/20		90	Trichloroethene		< 0.005	mg/kg	
B-3741	CP	12/8/20		90	Trichlorofluoromethane		< 0.005	mg/kg	
B-3741	CP	12/8/20		90	Trichlorotrifluoroethane		< 0.005	mg/kg	
B-3741	CP	12/8/20		90	Vinyl chloride		< 0.005	mg/kg	
B-3741	CP	12/8/20		90	cis-1,2-Dichloroethene		< 0.005	mg/kg	
B-3741	CP	12/8/20		90	trans-1,2-Dichloroethene		< 0.005	mg/kg	
B-3741	CP	12/8/20		100	1,1,1-Trichloroethane		< 0.0044	mg/kg	
B-3741	CP	12/8/20		100	1,1,2-Trichloroethane		< 0.0044	mg/kg	

Attachment 2. Table 3. Soil analytical data, Livermore Site, 2021.

Boring	Location Type	Date	Sample Type	Depth (ft)	Parameter	LOS Indicator	Result	Units	QA Flag
B-3741	CP	12/8/20		100	1,1-Dichloroethane		< 0.0044	mg/kg	
B-3741	CP	12/8/20		100	1,1-Dichloroethene		< 0.0044	mg/kg	
B-3741	CP	12/8/20		100	1,2-Dichloroethane		< 0.0044	mg/kg	
B-3741	CP	12/8/20		100	Bromodichloromethane		< 0.0044	mg/kg	
B-3741	CP	12/8/20		100	Bromoform		< 0.0044	mg/kg	
B-3741	CP	12/8/20		100	Carbon tetrachloride		< 0.0044	mg/kg	
B-3741	CP	12/8/20		100	Chloroform		< 0.0044	mg/kg	
B-3741	CP	12/8/20		100	Dibromochloromethane		< 0.0044	mg/kg	
B-3741	CP	12/8/20		100	Tetrachloroethene		< 0.0044	mg/kg	
B-3741	CP	12/8/20		100	Trichloroethene		< 0.0044	mg/kg	
B-3741	CP	12/8/20		100	Trichlorofluoromethane		< 0.0044	mg/kg	
B-3741	CP	12/8/20		100	Trichlorotrifluoroethane		< 0.0044	mg/kg	
B-3741	CP	12/8/20		100	Vinyl chloride		< 0.0044	mg/kg	
B-3741	CP	12/8/20		100	cis-1,2-Dichloroethene		< 0.0044	mg/kg	
B-3741	CP	12/8/20		100	trans-1,2-Dichloroethene		< 0.0044	mg/kg	
B-3741	CP	12/8/20		110	1,1,1-Trichloroethane		< 0.0042	mg/kg	
B-3741	CP	12/8/20		110	1,1,2-Trichloroethane		< 0.0042	mg/kg	
B-3741	CP	12/8/20		110	1,1-Dichloroethane		< 0.0042	mg/kg	
B-3741	CP	12/8/20		110	1,1-Dichloroethene		< 0.0042	mg/kg	
B-3741	CP	12/8/20		110	1,2-Dichloroethane		< 0.0042	mg/kg	
B-3741	CP	12/8/20		110	Bromodichloromethane		< 0.0042	mg/kg	
B-3741	CP	12/8/20		110	Bromoform		< 0.0042	mg/kg	
B-3741	CP	12/8/20		110	Carbon tetrachloride		< 0.0042	mg/kg	
B-3741	CP	12/8/20		110	Chloroform		< 0.0042	mg/kg	
B-3741	CP	12/8/20		110	Dibromochloromethane		< 0.0042	mg/kg	
B-3741	CP	12/8/20		110	Tetrachloroethene		< 0.0042	mg/kg	
B-3741	CP	12/8/20		110	Trichloroethene		< 0.0042	mg/kg	
B-3741	CP	12/8/20		110	Trichlorofluoromethane		< 0.0042	mg/kg	
B-3741	CP	12/8/20		110	Trichlorotrifluoroethane		< 0.0042	mg/kg	
B-3741	CP	12/8/20		110	Vinyl chloride		< 0.0042	mg/kg	
B-3741	CP	12/8/20		110	cis-1,2-Dichloroethene		< 0.0042	mg/kg	
B-3741	CP	12/8/20		110	trans-1,2-Dichloroethene		< 0.0042	mg/kg	
B-3741	CP	12/8/20		120	1,1,1-Trichloroethane		< 0.005	mg/kg	
B-3741	CP	12/8/20		120	1,1,2-Trichloroethane		< 0.005	mg/kg	
B-3741	CP	12/8/20		120	1,1-Dichloroethane		< 0.005	mg/kg	
B-3741	CP	12/8/20		120	1,1-Dichloroethene		< 0.005	mg/kg	
B-3741	CP	12/8/20		120	1,2-Dichloroethane		< 0.005	mg/kg	
B-3741	CP	12/8/20		120	Bromodichloromethane		< 0.005	mg/kg	
B-3741	CP	12/8/20		120	Bromoform		< 0.005	mg/kg	
B-3741	CP	12/8/20		120	Carbon tetrachloride		< 0.005	mg/kg	
B-3741	CP	12/8/20		120	Chloroform		< 0.005	mg/kg	
B-3741	CP	12/8/20		120	Dibromochloromethane		< 0.005	mg/kg	
B-3741	CP	12/8/20		120	Tetrachloroethene		< 0.005	mg/kg	
B-3741	CP	12/8/20		120	Trichloroethene		< 0.005	mg/kg	
B-3741	CP	12/8/20		120	Trichlorofluoromethane		< 0.005	mg/kg	
B-3741	CP	12/8/20		120	Trichlorotrifluoroethane		< 0.005	mg/kg	
B-3741	CP	12/8/20		120	Vinyl chloride		< 0.005	mg/kg	
B-3741	CP	12/8/20		120	cis-1,2-Dichloroethene		< 0.005	mg/kg	
B-3741	CP	12/8/20		120	trans-1,2-Dichloroethene		< 0.005	mg/kg	
B-3741	CP	12/8/20		130	1,1,1-Trichloroethane		< 0.0044	mg/kg	
B-3741	CP	12/8/20		130	1,1,2-Trichloroethane		< 0.0044	mg/kg	
B-3741	CP	12/8/20		130	1,1-Dichloroethane		< 0.0044	mg/kg	
B-3741	CP	12/8/20		130	1,1-Dichloroethene		< 0.0044	mg/kg	
B-3741	CP	12/8/20		130	1,2-Dichloroethane		< 0.0044	mg/kg	
B-3741	CP	12/8/20		130	Bromodichloromethane		< 0.0044	mg/kg	
B-3741	CP	12/8/20		130	Bromoform		< 0.0044	mg/kg	
B-3741	CP	12/8/20		130	Carbon tetrachloride		< 0.0044	mg/kg	
B-3741	CP	12/8/20		130	Chloroform		< 0.0044	mg/kg	
B-3741	CP	12/8/20		130	Dibromochloromethane		< 0.0044	mg/kg	
B-3741	CP	12/8/20		130	Tetrachloroethene		< 0.0044	mg/kg	
B-3741	CP	12/8/20		130	Trichloroethene		0.023	mg/kg	
B-3741	CP	12/8/20		130	Trichlorofluoromethane		< 0.0044	mg/kg	
B-3741	CP	12/8/20		130	Trichlorotrifluoroethane		< 0.0044	mg/kg	
B-3741	CP	12/8/20		130	Vinyl chloride		< 0.0044	mg/kg	
B-3741	CP	12/8/20		130	cis-1,2-Dichloroethene		< 0.0044	mg/kg	
B-3741	CP	12/8/20		130	trans-1,2-Dichloroethene		< 0.0044	mg/kg	
B-3741	CP	12/8/20		140	1,1,1-Trichloroethane		< 0.0055	mg/kg	D
B-3741	CP	12/8/20		140	1,1,2-Trichloroethane		< 0.0055	mg/kg	D
B-3741	CP	12/8/20		140	1,1-Dichloroethane		< 0.0055	mg/kg	D
B-3741	CP	12/8/20		140	1,1-Dichloroethene		< 0.0055	mg/kg	D
B-3741	CP	12/8/20		140	1,2-Dichloroethane		< 0.0055	mg/kg	D
B-3741	CP	12/8/20		140	Bromodichloromethane		< 0.0055	mg/kg	D
B-3741	CP	12/8/20		140	Bromoform		< 0.0055	mg/kg	D
B-3741	CP	12/8/20		140	Carbon tetrachloride		< 0.0055	mg/kg	D
B-3741	CP	12/8/20		140	Chloroform		< 0.0055	mg/kg	D
B-3741	CP	12/8/20		140	Dibromochloromethane		< 0.0055	mg/kg	D
B-3741	CP	12/8/20		140	Tetrachloroethene		< 0.0055	mg/kg	D
B-3741	CP	12/8/20		140	Trichloroethene		0.14	mg/kg	D
B-3741	CP	12/8/20		140	Trichlorofluoromethane		< 0.0055	mg/kg	D
B-3741	CP	12/8/20		140	Trichlorotrifluoroethane		< 0.0055	mg/kg	D

Attachment 2. Table 3. Soil analytical data, Livermore Site, 2021.

Boring	Location Type	Date	Sample Type	Depth (ft)	Parameter	LOS Indicator	Result	Units	QA Flag
B-3741	CP	12/8/20		140	Vinyl chloride		< 0.0055	mg/kg	D
B-3741	CP	12/8/20		140	cis-1,2-Dichloroethene		< 0.0055	mg/kg	D
B-3741	CP	12/8/20		140	trans-1,2-Dichloroethene		< 0.0055	mg/kg	D
B-3742	CP	12/2/20		90	1,1,1-Trichloroethane		< 0.004	mg/kg	
B-3742	CP	12/2/20		90	1,1,2-Trichloroethane		< 0.004	mg/kg	
B-3742	CP	12/2/20		90	1,1-Dichloroethane		< 0.004	mg/kg	
B-3742	CP	12/2/20		90	1,1-Dichloroethene		< 0.004	mg/kg	
B-3742	CP	12/2/20		90	1,2-Dichloroethane		< 0.004	mg/kg	
B-3742	CP	12/2/20		90	Bromodichloromethane		< 0.004	mg/kg	
B-3742	CP	12/2/20		90	Bromoform		< 0.004	mg/kg	
B-3742	CP	12/2/20		90	Carbon tetrachloride		< 0.004	mg/kg	
B-3742	CP	12/2/20		90	Chloroform		< 0.004	mg/kg	
B-3742	CP	12/2/20		90	Dibromochloromethane		< 0.004	mg/kg	
B-3742	CP	12/2/20		90	Tetrachloroethene		< 0.004	mg/kg	
B-3742	CP	12/2/20		90	Trichloroethene		< 0.004	mg/kg	
B-3742	CP	12/2/20		90	Trichlorofluoromethane		< 0.004	mg/kg	
B-3742	CP	12/2/20		90	Trichlorotrifluoroethane		< 0.004	mg/kg	
B-3742	CP	12/2/20		90	Vinyl chloride		< 0.004	mg/kg	
B-3742	CP	12/2/20		90	cis-1,2-Dichloroethene		< 0.004	mg/kg	
B-3742	CP	12/2/20		90	trans-1,2-Dichloroethene		< 0.004	mg/kg	
B-3742	CP	12/2/20	DUP	90	1,1,1-Trichloroethane		< 0.0033	mg/kg	
B-3742	CP	12/2/20	DUP	90	1,1,2-Trichloroethane		< 0.0033	mg/kg	
B-3742	CP	12/2/20	DUP	90	1,1-Dichloroethane		< 0.0033	mg/kg	
B-3742	CP	12/2/20	DUP	90	1,1-Dichloroethene		< 0.0033	mg/kg	
B-3742	CP	12/2/20	DUP	90	1,2-Dichloroethane		< 0.0033	mg/kg	
B-3742	CP	12/2/20	DUP	90	Bromodichloromethane		< 0.0033	mg/kg	
B-3742	CP	12/2/20	DUP	90	Bromoform		< 0.0033	mg/kg	
B-3742	CP	12/2/20	DUP	90	Carbon tetrachloride		< 0.0033	mg/kg	
B-3742	CP	12/2/20	DUP	90	Chloroform		< 0.0033	mg/kg	
B-3742	CP	12/2/20	DUP	90	Dibromochloromethane		< 0.0033	mg/kg	
B-3742	CP	12/2/20	DUP	90	Tetrachloroethene		< 0.0033	mg/kg	
B-3742	CP	12/2/20	DUP	90	Trichloroethene		< 0.0033	mg/kg	
B-3742	CP	12/2/20	DUP	90	Trichlorofluoromethane		< 0.0033	mg/kg	
B-3742	CP	12/2/20	DUP	90	Trichlorotrifluoroethane		< 0.0033	mg/kg	
B-3742	CP	12/2/20	DUP	90	Vinyl chloride		< 0.0033	mg/kg	
B-3742	CP	12/2/20	DUP	90	cis-1,2-Dichloroethene		< 0.0033	mg/kg	
B-3742	CP	12/2/20	DUP	90	trans-1,2-Dichloroethene		< 0.0033	mg/kg	
B-3742	CP	12/2/20		100	1,1,1-Trichloroethane		< 0.005	mg/kg	
B-3742	CP	12/2/20		100	1,1,2-Trichloroethane		< 0.005	mg/kg	
B-3742	CP	12/2/20		100	1,1-Dichloroethane		< 0.005	mg/kg	
B-3742	CP	12/2/20		100	1,1-Dichloroethene		< 0.005	mg/kg	
B-3742	CP	12/2/20		100	1,2-Dichloroethane		< 0.005	mg/kg	
B-3742	CP	12/2/20		100	Bromodichloromethane		< 0.005	mg/kg	
B-3742	CP	12/2/20		100	Bromoform		< 0.005	mg/kg	
B-3742	CP	12/2/20		100	Carbon tetrachloride		< 0.005	mg/kg	
B-3742	CP	12/2/20		100	Chloroform		< 0.005	mg/kg	
B-3742	CP	12/2/20		100	Dibromochloromethane		< 0.005	mg/kg	
B-3742	CP	12/2/20		100	Tetrachloroethene		< 0.005	mg/kg	
B-3742	CP	12/2/20		100	Trichloroethene		< 0.005	mg/kg	
B-3742	CP	12/2/20		100	Trichlorofluoromethane		< 0.005	mg/kg	
B-3742	CP	12/2/20		100	Trichlorotrifluoroethane		< 0.005	mg/kg	
B-3742	CP	12/2/20		100	Vinyl chloride		< 0.005	mg/kg	
B-3742	CP	12/2/20		100	cis-1,2-Dichloroethene		< 0.005	mg/kg	
B-3742	CP	12/2/20		100	trans-1,2-Dichloroethene		< 0.005	mg/kg	
B-3742	CP	12/2/20		110	1,1,1-Trichloroethane		< 0.0037	mg/kg	
B-3742	CP	12/2/20		110	1,1,2-Trichloroethane		< 0.0037	mg/kg	
B-3742	CP	12/2/20		110	1,1-Dichloroethane		< 0.0037	mg/kg	
B-3742	CP	12/2/20		110	1,1-Dichloroethene		< 0.0037	mg/kg	
B-3742	CP	12/2/20		110	1,2-Dichloroethane		< 0.0037	mg/kg	
B-3742	CP	12/2/20		110	Bromodichloromethane		< 0.0037	mg/kg	
B-3742	CP	12/2/20		110	Bromoform		< 0.0037	mg/kg	
B-3742	CP	12/2/20		110	Carbon tetrachloride		< 0.0037	mg/kg	
B-3742	CP	12/2/20		110	Chloroform		< 0.0037	mg/kg	
B-3742	CP	12/2/20		110	Dibromochloromethane		< 0.0037	mg/kg	
B-3742	CP	12/2/20		110	Tetrachloroethene		< 0.0037	mg/kg	
B-3742	CP	12/2/20		110	Trichloroethene		< 0.0037	mg/kg	
B-3742	CP	12/2/20		110	Trichlorofluoromethane		< 0.0037	mg/kg	
B-3742	CP	12/2/20		110	Trichlorotrifluoroethane		< 0.0037	mg/kg	
B-3742	CP	12/2/20		110	Vinyl chloride		< 0.0037	mg/kg	
B-3742	CP	12/2/20		110	cis-1,2-Dichloroethene		< 0.0037	mg/kg	
B-3742	CP	12/2/20		110	trans-1,2-Dichloroethene		< 0.0037	mg/kg	
B-3742	CP	12/2/20		121	1,1,1-Trichloroethane		< 0.0035	mg/kg	
B-3742	CP	12/2/20		121	1,1,2-Trichloroethane		< 0.0035	mg/kg	
B-3742	CP	12/2/20		121	1,1-Dichloroethane		< 0.0035	mg/kg	
B-3742	CP	12/2/20		121	1,1-Dichloroethene		< 0.0035	mg/kg	
B-3742	CP	12/2/20		121	1,2-Dichloroethane		< 0.0035	mg/kg	
B-3742	CP	12/2/20		121	Bromodichloromethane		< 0.0035	mg/kg	
B-3742	CP	12/2/20		121	Bromoform		< 0.0035	mg/kg	
B-3742	CP	12/2/20		121	Carbon tetrachloride		< 0.0035	mg/kg	
B-3742	CP	12/2/20		121	Chloroform		< 0.0035	mg/kg	

Attachment 2. Table 3. Soil analytical data, Livermore Site, 2021.

Boring	Location Type	Date	Sample Type	Depth (ft)	Parameter	LOS Indicator	Result	Units	QA Flag
B-3742	CP	12/2/20		121	Dibromochloromethane		< 0.0035	mg/kg	
B-3742	CP	12/2/20		121	Tetrachloroethene		< 0.0035	mg/kg	
B-3742	CP	12/2/20		121	Trichloroethene		< 0.0035	mg/kg	
B-3742	CP	12/2/20		121	Trichlorofluoromethane		< 0.0035	mg/kg	
B-3742	CP	12/2/20		121	Trichlorotrifluoroethane		< 0.0035	mg/kg	
B-3742	CP	12/2/20		121	Vinyl chloride		< 0.0035	mg/kg	
B-3742	CP	12/2/20		121	cis-1,2-Dichloroethene		< 0.0035	mg/kg	
B-3742	CP	12/2/20		121	trans-1,2-Dichloroethene		< 0.0035	mg/kg	
B-3742	CP	12/2/20		130	1,1,1-Trichloroethane		< 0.0037	mg/kg	
B-3742	CP	12/2/20		130	1,1,2-Trichloroethane		< 0.0037	mg/kg	
B-3742	CP	12/2/20		130	1,1-Dichloroethane		< 0.0037	mg/kg	
B-3742	CP	12/2/20		130	1,1-Dichloroethene		< 0.0037	mg/kg	
B-3742	CP	12/2/20		130	1,2-Dichloroethane		< 0.0037	mg/kg	
B-3742	CP	12/2/20		130	Bromodichloromethane		< 0.0037	mg/kg	
B-3742	CP	12/2/20		130	Bromoform		< 0.0037	mg/kg	
B-3742	CP	12/2/20		130	Carbon tetrachloride		< 0.0037	mg/kg	
B-3742	CP	12/2/20		130	Chloroform		< 0.0037	mg/kg	
B-3742	CP	12/2/20		130	Dibromochloromethane		< 0.0037	mg/kg	
B-3742	CP	12/2/20		130	Tetrachloroethene		< 0.0037	mg/kg	
B-3742	CP	12/2/20		130	Trichloroethene		0.12	mg/kg	
B-3742	CP	12/2/20		130	Trichlorofluoromethane		< 0.0037	mg/kg	
B-3742	CP	12/2/20		130	Trichlorotrifluoroethane		< 0.0037	mg/kg	
B-3742	CP	12/2/20		130	Vinyl chloride		< 0.0037	mg/kg	
B-3742	CP	12/2/20		130	cis-1,2-Dichloroethene		< 0.0037	mg/kg	
B-3742	CP	12/2/20		130	trans-1,2-Dichloroethene		< 0.0037	mg/kg	
B-3742	CP	12/2/20		140	1,1,1-Trichloroethane		< 0.0034	mg/kg	
B-3742	CP	12/2/20		140	1,1,2-Trichloroethane		< 0.0034	mg/kg	
B-3742	CP	12/2/20		140	1,1-Dichloroethane		< 0.0034	mg/kg	
B-3742	CP	12/2/20		140	1,1-Dichloroethene		< 0.0034	mg/kg	
B-3742	CP	12/2/20		140	1,2-Dichloroethane		< 0.0034	mg/kg	
B-3742	CP	12/2/20		140	Bromodichloromethane		< 0.0034	mg/kg	
B-3742	CP	12/2/20		140	Bromoform		< 0.0034	mg/kg	
B-3742	CP	12/2/20		140	Carbon tetrachloride		< 0.0034	mg/kg	
B-3742	CP	12/2/20		140	Chloroform		< 0.0034	mg/kg	
B-3742	CP	12/2/20		140	Dibromochloromethane		< 0.0034	mg/kg	
B-3742	CP	12/2/20		140	Tetrachloroethene		< 0.0034	mg/kg	
B-3742	CP	12/2/20		140	Trichloroethene		0.079	mg/kg	
B-3742	CP	12/2/20		140	Trichlorofluoromethane		< 0.0034	mg/kg	
B-3742	CP	12/2/20		140	Trichlorotrifluoroethane		< 0.0034	mg/kg	
B-3742	CP	12/2/20		140	Vinyl chloride		< 0.0034	mg/kg	
B-3742	CP	12/2/20		140	cis-1,2-Dichloroethene		< 0.0034	mg/kg	
B-3742	CP	12/2/20		140	trans-1,2-Dichloroethene		< 0.0034	mg/kg	
B-3743	CP	12/15/20		90	1,1,1-Trichloroethane		< 0.0045	mg/kg	
B-3743	CP	12/15/20		90	1,1,2-Trichloroethane		< 0.0045	mg/kg	
B-3743	CP	12/15/20		90	1,1-Dichloroethane		< 0.0045	mg/kg	
B-3743	CP	12/15/20		90	1,1-Dichloroethene		< 0.0045	mg/kg	
B-3743	CP	12/15/20		90	1,2-Dichloroethane		< 0.0045	mg/kg	
B-3743	CP	12/15/20		90	Bromodichloromethane		< 0.0045	mg/kg	
B-3743	CP	12/15/20		90	Bromoform		< 0.0045	mg/kg	
B-3743	CP	12/15/20		90	Carbon tetrachloride		< 0.0045	mg/kg	
B-3743	CP	12/15/20		90	Chloroform		< 0.0045	mg/kg	
B-3743	CP	12/15/20		90	Dibromochloromethane		< 0.0045	mg/kg	
B-3743	CP	12/15/20		90	Tetrachloroethene		< 0.0045	mg/kg	
B-3743	CP	12/15/20		90	Trichloroethene		< 0.0045	mg/kg	
B-3743	CP	12/15/20		90	Trichlorofluoromethane		< 0.0045	mg/kg	
B-3743	CP	12/15/20		90	Trichlorotrifluoroethane		< 0.0045	mg/kg	
B-3743	CP	12/15/20		90	Vinyl chloride		< 0.0045	mg/kg	
B-3743	CP	12/15/20		90	cis-1,2-Dichloroethene		< 0.0045	mg/kg	
B-3743	CP	12/15/20		90	trans-1,2-Dichloroethene		< 0.0045	mg/kg	
B-3743	CP	12/15/20	DUP	90	1,1,1-Trichloroethane		< 0.0038	mg/kg	
B-3743	CP	12/15/20	DUP	90	1,1,2-Trichloroethane		< 0.0038	mg/kg	
B-3743	CP	12/15/20	DUP	90	1,1-Dichloroethane		< 0.0038	mg/kg	
B-3743	CP	12/15/20	DUP	90	1,1-Dichloroethene		< 0.0038	mg/kg	
B-3743	CP	12/15/20	DUP	90	1,2-Dichloroethane		< 0.0038	mg/kg	
B-3743	CP	12/15/20	DUP	90	Bromodichloromethane		< 0.0038	mg/kg	
B-3743	CP	12/15/20	DUP	90	Bromoform		< 0.0038	mg/kg	
B-3743	CP	12/15/20	DUP	90	Carbon tetrachloride		< 0.0038	mg/kg	
B-3743	CP	12/15/20	DUP	90	Chloroform		< 0.0038	mg/kg	
B-3743	CP	12/15/20	DUP	90	Dibromochloromethane		< 0.0038	mg/kg	
B-3743	CP	12/15/20	DUP	90	Tetrachloroethene		< 0.0038	mg/kg	
B-3743	CP	12/15/20	DUP	90	Trichloroethene		< 0.0038	mg/kg	
B-3743	CP	12/15/20	DUP	90	Trichlorofluoromethane		< 0.0038	mg/kg	
B-3743	CP	12/15/20	DUP	90	Trichlorotrifluoroethane		< 0.0038	mg/kg	
B-3743	CP	12/15/20	DUP	90	Vinyl chloride		< 0.0038	mg/kg	
B-3743	CP	12/15/20	DUP	90	cis-1,2-Dichloroethene		< 0.0038	mg/kg	
B-3743	CP	12/15/20	DUP	90	trans-1,2-Dichloroethene		< 0.0038	mg/kg	
B-3743	CP	12/15/20		100	1,1,1-Trichloroethane		< 0.0042	mg/kg	
B-3743	CP	12/15/20		100	1,1,2-Trichloroethane		< 0.0042	mg/kg	
B-3743	CP	12/15/20		100	1,1-Dichloroethane		< 0.0042	mg/kg	
B-3743	CP	12/15/20		100	1,1-Dichloroethene		< 0.0042	mg/kg	

Attachment 2. Table 3. Soil analytical data, Livermore Site, 2021.

Boring	Location Type	Date	Sample Type	Depth (ft)	Parameter	LOS Indicator	Result	Units	QA Flag
B-3743	CP	12/15/20		100	1,2-Dichloroethane		< 0.0042	mg/kg	
B-3743	CP	12/15/20		100	Bromodichloromethane		< 0.0042	mg/kg	
B-3743	CP	12/15/20		100	Bromoform		< 0.0042	mg/kg	
B-3743	CP	12/15/20		100	Carbon tetrachloride		< 0.0042	mg/kg	
B-3743	CP	12/15/20		100	Chloroform		< 0.0042	mg/kg	
B-3743	CP	12/15/20		100	Dibromochloromethane		< 0.0042	mg/kg	
B-3743	CP	12/15/20		100	Tetrachloroethene		< 0.0042	mg/kg	
B-3743	CP	12/15/20		100	Trichloroethene		0.034	mg/kg	
B-3743	CP	12/15/20		100	Trichlorofluoromethane		< 0.0042	mg/kg	
B-3743	CP	12/15/20		100	Trichlorotrifluoroethane		< 0.0042	mg/kg	
B-3743	CP	12/15/20		100	Vinyl chloride		< 0.0042	mg/kg	
B-3743	CP	12/15/20		100	cis-1,2-Dichloroethene		< 0.0042	mg/kg	
B-3743	CP	12/15/20		100	trans-1,2-Dichloroethene		< 0.0042	mg/kg	
B-3743	CP	12/15/20		110	1,1,1-Trichloroethane		< 0.005	mg/kg	D
B-3743	CP	12/15/20		110	1,1,2-Trichloroethane		< 0.005	mg/kg	D
B-3743	CP	12/15/20		110	1,1-Dichloroethane		< 0.005	mg/kg	D
B-3743	CP	12/15/20		110	1,1-Dichloroethene		< 0.005	mg/kg	D
B-3743	CP	12/15/20		110	1,2-Dichloroethane		< 0.005	mg/kg	D
B-3743	CP	12/15/20		110	Bromodichloromethane		< 0.005	mg/kg	D
B-3743	CP	12/15/20		110	Bromoform		< 0.005	mg/kg	D
B-3743	CP	12/15/20		110	Carbon tetrachloride		< 0.005	mg/kg	D
B-3743	CP	12/15/20		110	Chloroform		< 0.005	mg/kg	D
B-3743	CP	12/15/20		110	Dibromochloromethane		< 0.005	mg/kg	D
B-3743	CP	12/15/20		110	Tetrachloroethene		< 0.005	mg/kg	D
B-3743	CP	12/15/20		110	Trichloroethene		0.0087	mg/kg	D
B-3743	CP	12/15/20		110	Trichlorofluoromethane		< 0.005	mg/kg	D
B-3743	CP	12/15/20		110	Trichlorotrifluoroethane		< 0.005	mg/kg	D
B-3743	CP	12/15/20		110	Vinyl chloride		< 0.005	mg/kg	D
B-3743	CP	12/15/20		110	cis-1,2-Dichloroethene		< 0.005	mg/kg	D
B-3743	CP	12/15/20		110	trans-1,2-Dichloroethene		< 0.005	mg/kg	D
B-3743	CP	12/15/20		120	1,1,1-Trichloroethane		< 0.005	mg/kg	
B-3743	CP	12/15/20		120	1,1,2-Trichloroethane		< 0.005	mg/kg	
B-3743	CP	12/15/20		120	1,1-Dichloroethane		< 0.005	mg/kg	
B-3743	CP	12/15/20		120	1,1-Dichloroethene		< 0.005	mg/kg	
B-3743	CP	12/15/20		120	1,2-Dichloroethane		< 0.005	mg/kg	
B-3743	CP	12/15/20		120	Bromodichloromethane		< 0.005	mg/kg	
B-3743	CP	12/15/20		120	Bromoform		< 0.005	mg/kg	
B-3743	CP	12/15/20		120	Carbon tetrachloride		< 0.005	mg/kg	
B-3743	CP	12/15/20		120	Chloroform		< 0.005	mg/kg	
B-3743	CP	12/15/20		120	Dibromochloromethane		< 0.005	mg/kg	
B-3743	CP	12/15/20		120	Tetrachloroethene		< 0.005	mg/kg	
B-3743	CP	12/15/20		120	Trichloroethene		0.083	mg/kg	
B-3743	CP	12/15/20		120	Trichlorofluoromethane		< 0.005	mg/kg	
B-3743	CP	12/15/20		120	Trichlorotrifluoroethane		< 0.005	mg/kg	
B-3743	CP	12/15/20		120	Vinyl chloride		< 0.005	mg/kg	
B-3743	CP	12/15/20		120	cis-1,2-Dichloroethene		< 0.005	mg/kg	
B-3743	CP	12/15/20		120	trans-1,2-Dichloroethene		< 0.005	mg/kg	
B-3743	CP	12/15/20		130	1,1,1-Trichloroethane		< 0.0035	mg/kg	
B-3743	CP	12/15/20		130	1,1,2-Trichloroethane		< 0.0035	mg/kg	
B-3743	CP	12/15/20		130	1,1-Dichloroethane		< 0.0035	mg/kg	
B-3743	CP	12/15/20		130	1,1-Dichloroethene		< 0.0035	mg/kg	
B-3743	CP	12/15/20		130	1,2-Dichloroethane		< 0.0035	mg/kg	
B-3743	CP	12/15/20		130	Bromodichloromethane		< 0.0035	mg/kg	
B-3743	CP	12/15/20		130	Bromoform		< 0.0035	mg/kg	
B-3743	CP	12/15/20		130	Carbon tetrachloride		0.0037	mg/kg	
B-3743	CP	12/15/20		130	Chloroform		< 0.0035	mg/kg	
B-3743	CP	12/15/20		130	Dibromochloromethane		< 0.0035	mg/kg	
B-3743	CP	12/15/20		130	Tetrachloroethene		< 0.0035	mg/kg	
B-3743	CP	12/15/20		130	Trichloroethene		0.16	mg/kg	
B-3743	CP	12/15/20		130	Trichlorofluoromethane		< 0.0035	mg/kg	
B-3743	CP	12/15/20		130	Trichlorotrifluoroethane		< 0.0035	mg/kg	
B-3743	CP	12/15/20		130	Vinyl chloride		< 0.0035	mg/kg	
B-3743	CP	12/15/20		130	cis-1,2-Dichloroethene		< 0.0035	mg/kg	
B-3743	CP	12/15/20		130	trans-1,2-Dichloroethene		< 0.0035	mg/kg	
B-3743	CP	12/15/20		140	1,1,1-Trichloroethane		< 0.0037	mg/kg	
B-3743	CP	12/15/20		140	1,1,2-Trichloroethane		< 0.0037	mg/kg	
B-3743	CP	12/15/20		140	1,1-Dichloroethane		< 0.0037	mg/kg	
B-3743	CP	12/15/20		140	1,1-Dichloroethene		< 0.0037	mg/kg	
B-3743	CP	12/15/20		140	1,2-Dichloroethane		< 0.0037	mg/kg	
B-3743	CP	12/15/20		140	Bromodichloromethane		< 0.0037	mg/kg	
B-3743	CP	12/15/20		140	Bromoform		< 0.0037	mg/kg	
B-3743	CP	12/15/20		140	Carbon tetrachloride		< 0.0037	mg/kg	
B-3743	CP	12/15/20		140	Chloroform		< 0.0037	mg/kg	
B-3743	CP	12/15/20		140	Dibromochloromethane		< 0.0037	mg/kg	
B-3743	CP	12/15/20		140	Tetrachloroethene		< 0.0037	mg/kg	
B-3743	CP	12/15/20		140	Trichloroethene		0.068	mg/kg	
B-3743	CP	12/15/20		140	Trichlorofluoromethane		< 0.0037	mg/kg	
B-3743	CP	12/15/20		140	Trichlorotrifluoroethane		< 0.0037	mg/kg	
B-3743	CP	12/15/20		140	Vinyl chloride		< 0.0037	mg/kg	
B-3743	CP	12/15/20		140	cis-1,2-Dichloroethene		< 0.0037	mg/kg	

Attachment 2. Table 3. Soil analytical data, Livermore Site, 2021.

Boring	Location Type	Date	Sample Type	Depth (ft)	Parameter	LOS Indicator	Result	Units	QA Flag
B-3743	CP	12/15/20		140	trans-1,2-Dichloroethene		< 0.0037	mg/kg	
B-3744	CP	12/14/20		90	1,1,1-Trichloroethane		< 0.005	mg/kg	
B-3744	CP	12/14/20		90	1,1,2-Trichloroethane		< 0.005	mg/kg	
B-3744	CP	12/14/20		90	1,1-Dichloroethane		< 0.005	mg/kg	
B-3744	CP	12/14/20		90	1,1-Dichloroethene		< 0.005	mg/kg	
B-3744	CP	12/14/20		90	1,2-Dichloroethane		< 0.005	mg/kg	
B-3744	CP	12/14/20		90	Bromodichloromethane		< 0.005	mg/kg	
B-3744	CP	12/14/20		90	Bromoform		< 0.005	mg/kg	
B-3744	CP	12/14/20		90	Carbon tetrachloride		< 0.005	mg/kg	
B-3744	CP	12/14/20		90	Chloroform		< 0.005	mg/kg	
B-3744	CP	12/14/20		90	Dibromochloromethane		< 0.005	mg/kg	
B-3744	CP	12/14/20		90	Tetrachloroethene		< 0.005	mg/kg	
B-3744	CP	12/14/20		90	Trichloroethene		0.0087	mg/kg	
B-3744	CP	12/14/20		90	Trichlorofluoromethane		< 0.005	mg/kg	
B-3744	CP	12/14/20		90	Trichlorotrifluoroethane		< 0.005	mg/kg	
B-3744	CP	12/14/20		90	Vinyl chloride		< 0.005	mg/kg	
B-3744	CP	12/14/20		90	cis-1,2-Dichloroethene		< 0.005	mg/kg	
B-3744	CP	12/14/20		90	trans-1,2-Dichloroethene		< 0.005	mg/kg	
B-3744	CP	12/14/20		100	1,1,1-Trichloroethane		< 0.0041	mg/kg	
B-3744	CP	12/14/20		100	1,1,2-Trichloroethane		< 0.0041	mg/kg	
B-3744	CP	12/14/20		100	1,1-Dichloroethane		< 0.0041	mg/kg	
B-3744	CP	12/14/20		100	1,1-Dichloroethene		< 0.0041	mg/kg	
B-3744	CP	12/14/20		100	1,2-Dichloroethane		< 0.0041	mg/kg	
B-3744	CP	12/14/20		100	Bromodichloromethane		< 0.0041	mg/kg	
B-3744	CP	12/14/20		100	Bromoform		< 0.0041	mg/kg	
B-3744	CP	12/14/20		100	Carbon tetrachloride		< 0.0041	mg/kg	
B-3744	CP	12/14/20		100	Chloroform		< 0.0041	mg/kg	
B-3744	CP	12/14/20		100	Dibromochloromethane		< 0.0041	mg/kg	
B-3744	CP	12/14/20		100	Tetrachloroethene		< 0.0041	mg/kg	
B-3744	CP	12/14/20		100	Trichloroethene		< 0.0041	mg/kg	
B-3744	CP	12/14/20		100	Trichlorofluoromethane		< 0.0041	mg/kg	
B-3744	CP	12/14/20		100	Trichlorotrifluoroethane		< 0.0041	mg/kg	
B-3744	CP	12/14/20		100	Vinyl chloride		< 0.0041	mg/kg	
B-3744	CP	12/14/20		100	cis-1,2-Dichloroethene		< 0.0041	mg/kg	
B-3744	CP	12/14/20		100	trans-1,2-Dichloroethene		< 0.0041	mg/kg	
B-3744	CP	12/14/20		110	1,1,1-Trichloroethane		< 0.005	mg/kg	
B-3744	CP	12/14/20		110	1,1,2-Trichloroethane		< 0.005	mg/kg	
B-3744	CP	12/14/20		110	1,1-Dichloroethane		< 0.005	mg/kg	
B-3744	CP	12/14/20		110	1,1-Dichloroethene		< 0.005	mg/kg	
B-3744	CP	12/14/20		110	1,2-Dichloroethane		< 0.005	mg/kg	
B-3744	CP	12/14/20		110	Bromodichloromethane		< 0.005	mg/kg	
B-3744	CP	12/14/20		110	Bromoform		< 0.005	mg/kg	
B-3744	CP	12/14/20		110	Carbon tetrachloride		< 0.005	mg/kg	
B-3744	CP	12/14/20		110	Chloroform		< 0.005	mg/kg	
B-3744	CP	12/14/20		110	Dibromochloromethane		< 0.005	mg/kg	
B-3744	CP	12/14/20		110	Tetrachloroethene		< 0.005	mg/kg	
B-3744	CP	12/14/20		110	Trichloroethene		< 0.005	mg/kg	
B-3744	CP	12/14/20		110	Trichlorofluoromethane		< 0.005	mg/kg	
B-3744	CP	12/14/20		110	Trichlorotrifluoroethane		< 0.005	mg/kg	
B-3744	CP	12/14/20		110	Vinyl chloride		< 0.005	mg/kg	
B-3744	CP	12/14/20		110	cis-1,2-Dichloroethene		< 0.005	mg/kg	
B-3744	CP	12/14/20		110	trans-1,2-Dichloroethene		< 0.005	mg/kg	
B-3744	CP	12/14/20		120	1,1,1-Trichloroethane		< 0.0038	mg/kg	
B-3744	CP	12/14/20		120	1,1,2-Trichloroethane		< 0.0038	mg/kg	
B-3744	CP	12/14/20		120	1,1-Dichloroethane		< 0.0038	mg/kg	
B-3744	CP	12/14/20		120	1,1-Dichloroethene		< 0.0038	mg/kg	
B-3744	CP	12/14/20		120	1,2-Dichloroethane		< 0.0038	mg/kg	
B-3744	CP	12/14/20		120	Bromodichloromethane		< 0.0038	mg/kg	
B-3744	CP	12/14/20		120	Bromoform		< 0.0038	mg/kg	
B-3744	CP	12/14/20		120	Carbon tetrachloride		< 0.0038	mg/kg	
B-3744	CP	12/14/20		120	Chloroform		< 0.0038	mg/kg	
B-3744	CP	12/14/20		120	Dibromochloromethane		< 0.0038	mg/kg	
B-3744	CP	12/14/20		120	Tetrachloroethene		< 0.0038	mg/kg	
B-3744	CP	12/14/20		120	Trichloroethene		< 0.0038	mg/kg	
B-3744	CP	12/14/20		120	Trichlorofluoromethane		< 0.0038	mg/kg	
B-3744	CP	12/14/20		120	Trichlorotrifluoroethane		< 0.0038	mg/kg	
B-3744	CP	12/14/20		120	Vinyl chloride		< 0.0038	mg/kg	
B-3744	CP	12/14/20		120	cis-1,2-Dichloroethene		< 0.0038	mg/kg	
B-3744	CP	12/14/20		120	trans-1,2-Dichloroethene		< 0.0038	mg/kg	
B-3744	CP	12/14/20		130	1,1,1-Trichloroethane		< 0.0044	mg/kg	
B-3744	CP	12/14/20		130	1,1,2-Trichloroethane		< 0.0044	mg/kg	
B-3744	CP	12/14/20		130	1,1-Dichloroethane		< 0.0044	mg/kg	
B-3744	CP	12/14/20		130	1,1-Dichloroethene		< 0.0044	mg/kg	
B-3744	CP	12/14/20		130	1,2-Dichloroethane		< 0.0044	mg/kg	
B-3744	CP	12/14/20		130	Bromodichloromethane		< 0.0044	mg/kg	
B-3744	CP	12/14/20		130	Bromoform		< 0.0044	mg/kg	
B-3744	CP	12/14/20		130	Carbon tetrachloride		< 0.0044	mg/kg	
B-3744	CP	12/14/20		130	Chloroform		< 0.0044	mg/kg	
B-3744	CP	12/14/20		130	Dibromochloromethane		< 0.0044	mg/kg	
B-3744	CP	12/14/20		130	Tetrachloroethene		< 0.0044	mg/kg	

Attachment 2. Table 3. Soil analytical data, Livermore Site, 2021.

Boring	Location Type	Date	Sample Type	Depth (ft)	Parameter	LOS Indicator	Result	Units	QA Flag
B-3744	CP	12/14/20		130	Trichloroethene		0.042	mg/kg	
B-3744	CP	12/14/20		130	Trichlorofluoromethane		< 0.0044	mg/kg	
B-3744	CP	12/14/20		130	Trichlorotrifluoroethane		< 0.0044	mg/kg	
B-3744	CP	12/14/20		130	Vinyl chloride		< 0.0044	mg/kg	
B-3744	CP	12/14/20		130	cis-1,2-Dichloroethene		< 0.0044	mg/kg	
B-3744	CP	12/14/20		130	trans-1,2-Dichloroethene		< 0.0044	mg/kg	
B-3744	CP	12/14/20		140	1,1,1-Trichloroethane		< 0.005	mg/kg	
B-3744	CP	12/14/20		140	1,1,2-Trichloroethane		< 0.005	mg/kg	
B-3744	CP	12/14/20		140	1,1-Dichloroethane		< 0.005	mg/kg	
B-3744	CP	12/14/20		140	1,1-Dichloroethene		< 0.005	mg/kg	
B-3744	CP	12/14/20		140	1,2-Dichloroethane		< 0.005	mg/kg	
B-3744	CP	12/14/20		140	Bromodichloromethane		< 0.005	mg/kg	
B-3744	CP	12/14/20		140	Bromoform		< 0.005	mg/kg	
B-3744	CP	12/14/20		140	Carbon tetrachloride		< 0.005	mg/kg	
B-3744	CP	12/14/20		140	Chloroform		< 0.005	mg/kg	
B-3744	CP	12/14/20		140	Dibromochloromethane		< 0.005	mg/kg	
B-3744	CP	12/14/20		140	Tetrachloroethene		< 0.005	mg/kg	
B-3744	CP	12/14/20		140	Trichloroethene		0.2	mg/kg	
B-3744	CP	12/14/20		140	Trichlorofluoromethane		< 0.005	mg/kg	
B-3744	CP	12/14/20		140	Trichlorotrifluoroethane		< 0.005	mg/kg	
B-3744	CP	12/14/20		140	Vinyl chloride		< 0.005	mg/kg	
B-3744	CP	12/14/20		140	cis-1,2-Dichloroethene		< 0.005	mg/kg	
B-3744	CP	12/14/20		140	trans-1,2-Dichloroethene		< 0.005	mg/kg	
B-3745	CP	12/10/20		90	1,1,1-Trichloroethane		< 0.0045	mg/kg	
B-3745	CP	12/10/20		90	1,1,2-Trichloroethane		< 0.0045	mg/kg	
B-3745	CP	12/10/20		90	1,1-Dichloroethane		< 0.0045	mg/kg	
B-3745	CP	12/10/20		90	1,1-Dichloroethene		< 0.0045	mg/kg	
B-3745	CP	12/10/20		90	1,2-Dichloroethane		< 0.0045	mg/kg	
B-3745	CP	12/10/20		90	Bromodichloromethane		< 0.0045	mg/kg	
B-3745	CP	12/10/20		90	Bromoform		< 0.0045	mg/kg	
B-3745	CP	12/10/20		90	Carbon tetrachloride		< 0.0045	mg/kg	
B-3745	CP	12/10/20		90	Chloroform		< 0.0045	mg/kg	
B-3745	CP	12/10/20		90	Dibromochloromethane		< 0.0045	mg/kg	
B-3745	CP	12/10/20		90	Tetrachloroethene		< 0.0045	mg/kg	
B-3745	CP	12/10/20		90	Trichloroethene		0.0099	mg/kg	
B-3745	CP	12/10/20		90	Trichlorofluoromethane		< 0.0045	mg/kg	
B-3745	CP	12/10/20		90	Trichlorotrifluoroethane		< 0.0045	mg/kg	
B-3745	CP	12/10/20		90	Vinyl chloride		< 0.0045	mg/kg	
B-3745	CP	12/10/20		90	cis-1,2-Dichloroethene		< 0.0045	mg/kg	
B-3745	CP	12/10/20		90	trans-1,2-Dichloroethene		< 0.0045	mg/kg	
B-3745	CP	12/10/20		100	1,1,1-Trichloroethane		< 0.0035	mg/kg	
B-3745	CP	12/10/20		100	1,1,2-Trichloroethane		< 0.0035	mg/kg	
B-3745	CP	12/10/20		100	1,1-Dichloroethane		< 0.0035	mg/kg	
B-3745	CP	12/10/20		100	1,1-Dichloroethene		< 0.0035	mg/kg	
B-3745	CP	12/10/20		100	1,2-Dichloroethane		< 0.0035	mg/kg	
B-3745	CP	12/10/20		100	Bromodichloromethane		< 0.0035	mg/kg	
B-3745	CP	12/10/20		100	Bromoform		< 0.0035	mg/kg	
B-3745	CP	12/10/20		100	Carbon tetrachloride		< 0.0035	mg/kg	
B-3745	CP	12/10/20		100	Chloroform		< 0.0035	mg/kg	
B-3745	CP	12/10/20		100	Dibromochloromethane		< 0.0035	mg/kg	
B-3745	CP	12/10/20		100	Tetrachloroethene		< 0.0035	mg/kg	
B-3745	CP	12/10/20		100	Trichloroethene		< 0.0035	mg/kg	
B-3745	CP	12/10/20		100	Trichlorofluoromethane		< 0.0035	mg/kg	
B-3745	CP	12/10/20		100	Trichlorotrifluoroethane		< 0.0035	mg/kg	
B-3745	CP	12/10/20		100	Vinyl chloride		< 0.0035	mg/kg	
B-3745	CP	12/10/20		100	cis-1,2-Dichloroethene		< 0.0035	mg/kg	
B-3745	CP	12/10/20		100	trans-1,2-Dichloroethene		< 0.0035	mg/kg	
B-3745	CP	12/10/20		110	1,1,1-Trichloroethane		< 0.005	mg/kg	D
B-3745	CP	12/10/20		110	1,1,2-Trichloroethane		< 0.005	mg/kg	D
B-3745	CP	12/10/20		110	1,1-Dichloroethane		< 0.005	mg/kg	D
B-3745	CP	12/10/20		110	1,1-Dichloroethene		< 0.005	mg/kg	D
B-3745	CP	12/10/20		110	1,2-Dichloroethane		< 0.005	mg/kg	D
B-3745	CP	12/10/20		110	Bromodichloromethane		< 0.005	mg/kg	D
B-3745	CP	12/10/20		110	Bromoform		< 0.005	mg/kg	D
B-3745	CP	12/10/20		110	Carbon tetrachloride		< 0.005	mg/kg	D
B-3745	CP	12/10/20		110	Chloroform		< 0.005	mg/kg	D
B-3745	CP	12/10/20		110	Dibromochloromethane		< 0.005	mg/kg	D
B-3745	CP	12/10/20		110	Tetrachloroethene		< 0.005	mg/kg	D
B-3745	CP	12/10/20		110	Trichloroethene		< 0.005	mg/kg	D
B-3745	CP	12/10/20		110	Trichlorofluoromethane		< 0.005	mg/kg	D
B-3745	CP	12/10/20		110	Trichlorotrifluoroethane		< 0.005	mg/kg	D
B-3745	CP	12/10/20		110	Vinyl chloride		< 0.005	mg/kg	D
B-3745	CP	12/10/20		110	cis-1,2-Dichloroethene		< 0.005	mg/kg	D
B-3745	CP	12/10/20		110	trans-1,2-Dichloroethene		< 0.005	mg/kg	D
B-3745	CP	12/10/20	DUP	110	1,1,1-Trichloroethane		< 0.005	mg/kg	
B-3745	CP	12/10/20	DUP	110	1,1,2-Trichloroethane		< 0.005	mg/kg	
B-3745	CP	12/10/20	DUP	110	1,1-Dichloroethane		< 0.005	mg/kg	
B-3745	CP	12/10/20	DUP	110	1,1-Dichloroethene		< 0.005	mg/kg	
B-3745	CP	12/10/20	DUP	110	1,2-Dichloroethane		< 0.005	mg/kg	
B-3745	CP	12/10/20	DUP	110	Bromodichloromethane		< 0.005	mg/kg	

Attachment 2. Table 3. Soil analytical data, Livermore Site, 2021.

Boring	Location Type	Date	Sample Type	Depth (ft)	Parameter	LOS Indicator	Result	Units	QA Flag
B-3745	CP	12/10/20	DUP	110	Bromoform		< 0.005	mg/kg	
B-3745	CP	12/10/20	DUP	110	Carbon tetrachloride		< 0.005	mg/kg	
B-3745	CP	12/10/20	DUP	110	Chloroform		< 0.005	mg/kg	
B-3745	CP	12/10/20	DUP	110	Dibromochloromethane		< 0.005	mg/kg	
B-3745	CP	12/10/20	DUP	110	Tetrachloroethene		< 0.005	mg/kg	
B-3745	CP	12/10/20	DUP	110	Trichloroethene		< 0.005	mg/kg	
B-3745	CP	12/10/20	DUP	110	Trichlorofluoromethane		< 0.005	mg/kg	
B-3745	CP	12/10/20	DUP	110	Trichlorotrifluoroethane		< 0.005	mg/kg	
B-3745	CP	12/10/20	DUP	110	Vinyl chloride		< 0.005	mg/kg	
B-3745	CP	12/10/20	DUP	110	cis-1,2-Dichloroethene		< 0.005	mg/kg	
B-3745	CP	12/10/20	DUP	110	trans-1,2-Dichloroethene		< 0.005	mg/kg	
B-3745	CP	12/10/20		120	1,1,1-Trichloroethane		< 0.0063	mg/kg	D
B-3745	CP	12/10/20		120	1,1,2-Trichloroethane		< 0.0063	mg/kg	D
B-3745	CP	12/10/20		120	1,1-Dichloroethane		< 0.0063	mg/kg	D
B-3745	CP	12/10/20		120	1,1-Dichloroethene		< 0.0063	mg/kg	D
B-3745	CP	12/10/20		120	1,2-Dichloroethane		< 0.0063	mg/kg	D
B-3745	CP	12/10/20		120	Bromodichloromethane		< 0.0063	mg/kg	D
B-3745	CP	12/10/20		120	Bromoform		< 0.0063	mg/kg	D
B-3745	CP	12/10/20		120	Carbon tetrachloride		< 0.0063	mg/kg	D
B-3745	CP	12/10/20		120	Chloroform		< 0.0063	mg/kg	D
B-3745	CP	12/10/20		120	Dibromochloromethane		< 0.0063	mg/kg	D
B-3745	CP	12/10/20		120	Tetrachloroethene		< 0.0063	mg/kg	D
B-3745	CP	12/10/20		120	Trichloroethene		< 0.0063	mg/kg	D
B-3745	CP	12/10/20		120	Trichlorofluoromethane		< 0.0063	mg/kg	D
B-3745	CP	12/10/20		120	Trichlorotrifluoroethane		< 0.0063	mg/kg	D
B-3745	CP	12/10/20		120	Vinyl chloride		< 0.0063	mg/kg	D
B-3745	CP	12/10/20		120	cis-1,2-Dichloroethene		< 0.0063	mg/kg	D
B-3745	CP	12/10/20		120	trans-1,2-Dichloroethene		< 0.0063	mg/kg	D
B-3745	CP	12/10/20		130	1,1,1-Trichloroethane		< 0.0039	mg/kg	
B-3745	CP	12/10/20		130	1,1,2-Trichloroethane		< 0.0039	mg/kg	
B-3745	CP	12/10/20		130	1,1-Dichloroethane		< 0.0039	mg/kg	
B-3745	CP	12/10/20		130	1,1-Dichloroethene		< 0.0039	mg/kg	
B-3745	CP	12/10/20		130	1,2-Dichloroethane		< 0.0039	mg/kg	
B-3745	CP	12/10/20		130	Bromodichloromethane		< 0.0039	mg/kg	
B-3745	CP	12/10/20		130	Bromoform		< 0.0039	mg/kg	
B-3745	CP	12/10/20		130	Carbon tetrachloride		< 0.0039	mg/kg	
B-3745	CP	12/10/20		130	Chloroform		< 0.0039	mg/kg	
B-3745	CP	12/10/20		130	Dibromochloromethane		< 0.0039	mg/kg	
B-3745	CP	12/10/20		130	Tetrachloroethene		< 0.0039	mg/kg	
B-3745	CP	12/10/20		130	Trichloroethene		0.089	mg/kg	
B-3745	CP	12/10/20		130	Trichlorofluoromethane		< 0.0039	mg/kg	
B-3745	CP	12/10/20		130	Trichlorotrifluoroethane		< 0.0039	mg/kg	
B-3745	CP	12/10/20		130	Vinyl chloride		< 0.0039	mg/kg	
B-3745	CP	12/10/20		130	cis-1,2-Dichloroethene		< 0.0039	mg/kg	
B-3745	CP	12/10/20		130	trans-1,2-Dichloroethene		< 0.0039	mg/kg	
B-3745	CP	12/10/20		140	1,1,1-Trichloroethane		< 0.0042	mg/kg	
B-3745	CP	12/10/20		140	1,1,2-Trichloroethane		< 0.0042	mg/kg	
B-3745	CP	12/10/20		140	1,1-Dichloroethane		< 0.0042	mg/kg	
B-3745	CP	12/10/20		140	1,1-Dichloroethene		< 0.0042	mg/kg	
B-3745	CP	12/10/20		140	1,2-Dichloroethane		< 0.0042	mg/kg	
B-3745	CP	12/10/20		140	Bromodichloromethane		< 0.0042	mg/kg	
B-3745	CP	12/10/20		140	Bromoform		< 0.0042	mg/kg	
B-3745	CP	12/10/20		140	Carbon tetrachloride		< 0.0042	mg/kg	
B-3745	CP	12/10/20		140	Chloroform		< 0.0042	mg/kg	
B-3745	CP	12/10/20		140	Dibromochloromethane		< 0.0042	mg/kg	
B-3745	CP	12/10/20		140	Tetrachloroethene		< 0.0042	mg/kg	
B-3745	CP	12/10/20		140	Trichloroethene		0.1	mg/kg	
B-3745	CP	12/10/20		140	Trichlorofluoromethane		< 0.0042	mg/kg	
B-3745	CP	12/10/20		140	Trichlorotrifluoroethane		< 0.0042	mg/kg	
B-3745	CP	12/10/20		140	Vinyl chloride		< 0.0042	mg/kg	
B-3745	CP	12/10/20		140	cis-1,2-Dichloroethene		< 0.0042	mg/kg	
B-3745	CP	12/10/20		140	trans-1,2-Dichloroethene		< 0.0042	mg/kg	
B-3746	CP	12/21/20		90	1,1,1-Trichloroethane		< 0.005	mg/kg	D
B-3746	CP	12/21/20		90	1,1,2-Trichloroethane		< 0.005	mg/kg	D
B-3746	CP	12/21/20		90	1,1-Dichloroethane		< 0.005	mg/kg	D
B-3746	CP	12/21/20		90	1,1-Dichloroethene		< 0.005	mg/kg	D
B-3746	CP	12/21/20		90	1,2-Dichloroethane		< 0.005	mg/kg	D
B-3746	CP	12/21/20		90	Bromodichloromethane		< 0.005	mg/kg	D
B-3746	CP	12/21/20		90	Bromoform		< 0.005	mg/kg	D
B-3746	CP	12/21/20		90	Carbon tetrachloride		< 0.005	mg/kg	D
B-3746	CP	12/21/20		90	Chloroform		< 0.005	mg/kg	D
B-3746	CP	12/21/20		90	Dibromochloromethane		< 0.005	mg/kg	D
B-3746	CP	12/21/20		90	Tetrachloroethene		< 0.005	mg/kg	D
B-3746	CP	12/21/20		90	Trichloroethene		< 0.005	mg/kg	D
B-3746	CP	12/21/20		90	Trichlorofluoromethane		< 0.005	mg/kg	D
B-3746	CP	12/21/20		90	Trichlorotrifluoroethane		< 0.005	mg/kg	D
B-3746	CP	12/21/20		90	Vinyl chloride		< 0.005	mg/kg	D
B-3746	CP	12/21/20		90	cis-1,2-Dichloroethene		< 0.005	mg/kg	D
B-3746	CP	12/21/20		90	trans-1,2-Dichloroethene		< 0.005	mg/kg	D
B-3746	CP	12/21/20		100	1,1,1-Trichloroethane		< 0.0056	mg/kg	D

Attachment 2. Table 3. Soil analytical data, Livermore Site, 2021.

Boring	Location Type	Date	Sample Type	Depth (ft)	Parameter	LOS Indicator	Result	Units	QA Flag
B-3746	CP	12/21/20		100	1,1,2-Trichloroethane		< 0.0056	mg/kg	D
B-3746	CP	12/21/20		100	1,1-Dichloroethane		< 0.0056	mg/kg	D
B-3746	CP	12/21/20		100	1,1-Dichloroethene		< 0.0056	mg/kg	D
B-3746	CP	12/21/20		100	1,2-Dichloroethane		< 0.0056	mg/kg	D
B-3746	CP	12/21/20		100	Bromodichloromethane		< 0.0056	mg/kg	D
B-3746	CP	12/21/20		100	Bromoform		< 0.0056	mg/kg	D
B-3746	CP	12/21/20		100	Carbon tetrachloride		< 0.0056	mg/kg	D
B-3746	CP	12/21/20		100	Chloroform		< 0.0056	mg/kg	D
B-3746	CP	12/21/20		100	Dibromochloromethane		< 0.0056	mg/kg	D
B-3746	CP	12/21/20		100	Tetrachloroethene		< 0.0056	mg/kg	D
B-3746	CP	12/21/20		100	Trichloroethene		< 0.0056	mg/kg	D
B-3746	CP	12/21/20		100	Trichlorofluoromethane		< 0.0056	mg/kg	D
B-3746	CP	12/21/20		100	Trichlorotrifluoroethane		< 0.0056	mg/kg	D
B-3746	CP	12/21/20		100	Vinyl chloride		< 0.0056	mg/kg	D
B-3746	CP	12/21/20		100	cis-1,2-Dichloroethene		< 0.0056	mg/kg	D
B-3746	CP	12/21/20		100	trans-1,2-Dichloroethene		< 0.0056	mg/kg	D
B-3746	CP	12/21/20		110	1,1,1-Trichloroethane		< 0.0042	mg/kg	
B-3746	CP	12/21/20		110	1,1,2-Trichloroethane		< 0.0042	mg/kg	
B-3746	CP	12/21/20		110	1,1-Dichloroethane		< 0.0042	mg/kg	
B-3746	CP	12/21/20		110	1,1-Dichloroethene		< 0.0042	mg/kg	
B-3746	CP	12/21/20		110	1,2-Dichloroethane		< 0.0042	mg/kg	
B-3746	CP	12/21/20		110	Bromodichloromethane		< 0.0042	mg/kg	
B-3746	CP	12/21/20		110	Bromoform		< 0.0042	mg/kg	
B-3746	CP	12/21/20		110	Carbon tetrachloride		< 0.0042	mg/kg	
B-3746	CP	12/21/20		110	Chloroform		< 0.0042	mg/kg	
B-3746	CP	12/21/20		110	Dibromochloromethane		< 0.0042	mg/kg	
B-3746	CP	12/21/20		110	Tetrachloroethene		< 0.0042	mg/kg	
B-3746	CP	12/21/20		110	Trichloroethene		< 0.0042	mg/kg	
B-3746	CP	12/21/20		110	Trichlorofluoromethane		< 0.0042	mg/kg	
B-3746	CP	12/21/20		110	Trichlorotrifluoroethane		< 0.0042	mg/kg	
B-3746	CP	12/21/20		110	Vinyl chloride		< 0.0042	mg/kg	
B-3746	CP	12/21/20		110	cis-1,2-Dichloroethene		< 0.0042	mg/kg	
B-3746	CP	12/21/20		110	trans-1,2-Dichloroethene		< 0.0042	mg/kg	
B-3746	CP	12/21/20		120	1,1,1-Trichloroethane		< 0.005	mg/kg	
B-3746	CP	12/21/20		120	1,1,2-Trichloroethane		< 0.005	mg/kg	
B-3746	CP	12/21/20		120	1,1-Dichloroethane		< 0.005	mg/kg	
B-3746	CP	12/21/20		120	1,1-Dichloroethene		< 0.005	mg/kg	
B-3746	CP	12/21/20		120	1,2-Dichloroethane		< 0.005	mg/kg	
B-3746	CP	12/21/20		120	Bromodichloromethane		< 0.005	mg/kg	
B-3746	CP	12/21/20		120	Bromoform		< 0.005	mg/kg	
B-3746	CP	12/21/20		120	Carbon tetrachloride		< 0.005	mg/kg	
B-3746	CP	12/21/20		120	Chloroform		< 0.005	mg/kg	
B-3746	CP	12/21/20		120	Dibromochloromethane		< 0.005	mg/kg	
B-3746	CP	12/21/20		120	Tetrachloroethene		< 0.005	mg/kg	
B-3746	CP	12/21/20		120	Trichloroethene		0.028	mg/kg	
B-3746	CP	12/21/20		120	Trichlorofluoromethane		< 0.005	mg/kg	
B-3746	CP	12/21/20		120	Trichlorotrifluoroethane		< 0.005	mg/kg	
B-3746	CP	12/21/20		120	Vinyl chloride		< 0.005	mg/kg	
B-3746	CP	12/21/20		120	cis-1,2-Dichloroethene		< 0.005	mg/kg	
B-3746	CP	12/21/20		120	trans-1,2-Dichloroethene		< 0.005	mg/kg	
B-3746	CP	12/21/20	DUP	120	1,1,1-Trichloroethane		< 0.005	mg/kg	
B-3746	CP	12/21/20	DUP	120	1,1,2-Trichloroethane		< 0.005	mg/kg	
B-3746	CP	12/21/20	DUP	120	1,1-Dichloroethane		< 0.005	mg/kg	
B-3746	CP	12/21/20	DUP	120	1,1-Dichloroethene		< 0.005	mg/kg	
B-3746	CP	12/21/20	DUP	120	1,2-Dichloroethane		< 0.005	mg/kg	
B-3746	CP	12/21/20	DUP	120	Bromodichloromethane		< 0.005	mg/kg	
B-3746	CP	12/21/20	DUP	120	Bromoform		< 0.005	mg/kg	
B-3746	CP	12/21/20	DUP	120	Carbon tetrachloride		< 0.005	mg/kg	
B-3746	CP	12/21/20	DUP	120	Chloroform		< 0.005	mg/kg	
B-3746	CP	12/21/20	DUP	120	Dibromochloromethane		< 0.005	mg/kg	
B-3746	CP	12/21/20	DUP	120	Tetrachloroethene		< 0.005	mg/kg	
B-3746	CP	12/21/20	DUP	120	Trichloroethene		0.022	mg/kg	
B-3746	CP	12/21/20	DUP	120	Trichlorofluoromethane		< 0.005	mg/kg	
B-3746	CP	12/21/20	DUP	120	Trichlorotrifluoroethane		< 0.005	mg/kg	
B-3746	CP	12/21/20	DUP	120	Vinyl chloride		< 0.005	mg/kg	
B-3746	CP	12/21/20	DUP	120	cis-1,2-Dichloroethene		< 0.005	mg/kg	
B-3746	CP	12/21/20	DUP	120	trans-1,2-Dichloroethene		< 0.005	mg/kg	
B-3746	CP	12/21/20		130	1,1,1-Trichloroethane		< 0.005	mg/kg	
B-3746	CP	12/21/20		130	1,1,2-Trichloroethane		< 0.005	mg/kg	
B-3746	CP	12/21/20		130	1,1-Dichloroethane		< 0.005	mg/kg	
B-3746	CP	12/21/20		130	1,1-Dichloroethene		< 0.005	mg/kg	
B-3746	CP	12/21/20		130	1,2-Dichloroethane		< 0.005	mg/kg	
B-3746	CP	12/21/20		130	Bromodichloromethane		< 0.005	mg/kg	
B-3746	CP	12/21/20		130	Bromoform		< 0.005	mg/kg	
B-3746	CP	12/21/20		130	Carbon tetrachloride		0.0099	mg/kg	
B-3746	CP	12/21/20		130	Chloroform		< 0.005	mg/kg	
B-3746	CP	12/21/20		130	Dibromochloromethane		< 0.005	mg/kg	
B-3746	CP	12/21/20		130	Tetrachloroethene		< 0.005	mg/kg	
B-3746	CP	12/21/20		130	Trichloroethene		0.36	mg/kg	
B-3746	CP	12/21/20		130	Trichlorofluoromethane		< 0.005	mg/kg	

Attachment 2. Table 3. Soil analytical data, Livermore Site, 2021.

Boring	Location Type	Date	Sample Type	Depth (ft)	Parameter	LOS Indicator	Result	Units	QA Flag
B-3746	CP	12/21/20		130	Trichlorotrifluoroethane		< 0.005	mg/kg	
B-3746	CP	12/21/20		130	Vinyl chloride		< 0.005	mg/kg	
B-3746	CP	12/21/20		130	cis-1,2-Dichloroethene		< 0.005	mg/kg	
B-3746	CP	12/21/20		130	trans-1,2-Dichloroethene		< 0.005	mg/kg	
B-3746	CP	12/21/20		140	1,1,1-Trichloroethane		< 0.0036	mg/kg	
B-3746	CP	12/21/20		140	1,1,2-Trichloroethane		< 0.0036	mg/kg	
B-3746	CP	12/21/20		140	1,1-Dichloroethane		< 0.0036	mg/kg	
B-3746	CP	12/21/20		140	1,1-Dichloroethene		< 0.0036	mg/kg	
B-3746	CP	12/21/20		140	1,2-Dichloroethane		< 0.0036	mg/kg	
B-3746	CP	12/21/20		140	Bromodichloromethane		< 0.0036	mg/kg	
B-3746	CP	12/21/20		140	Bromoform		< 0.0036	mg/kg	
B-3746	CP	12/21/20		140	Carbon tetrachloride		< 0.0036	mg/kg	
B-3746	CP	12/21/20		140	Chloroform		< 0.0036	mg/kg	
B-3746	CP	12/21/20		140	Dibromochloromethane		< 0.0036	mg/kg	
B-3746	CP	12/21/20		140	Tetrachloroethene		< 0.0036	mg/kg	
B-3746	CP	12/21/20		140	Trichloroethene		0.032	mg/kg	
B-3746	CP	12/21/20		140	Trichlorofluoromethane		< 0.0036	mg/kg	
B-3746	CP	12/21/20		140	Trichlorotrifluoroethane		< 0.0036	mg/kg	
B-3746	CP	12/21/20		140	Vinyl chloride		< 0.0036	mg/kg	
B-3746	CP	12/21/20		140	cis-1,2-Dichloroethene		< 0.0036	mg/kg	
B-3746	CP	12/21/20		140	trans-1,2-Dichloroethene		< 0.0036	mg/kg	
B-3747	CP	12/22/20		90	1,1,1-Trichloroethane		< 0.004	mg/kg	
B-3747	CP	12/22/20		90	1,1,2-Trichloroethane		< 0.004	mg/kg	
B-3747	CP	12/22/20		90	1,1-Dichloroethane		< 0.004	mg/kg	
B-3747	CP	12/22/20		90	1,1-Dichloroethene		< 0.004	mg/kg	
B-3747	CP	12/22/20		90	1,2-Dichloroethane		< 0.004	mg/kg	
B-3747	CP	12/22/20		90	Bromodichloromethane		< 0.004	mg/kg	
B-3747	CP	12/22/20		90	Bromoform		< 0.004	mg/kg	
B-3747	CP	12/22/20		90	Carbon tetrachloride		< 0.004	mg/kg	
B-3747	CP	12/22/20		90	Chloroform		< 0.004	mg/kg	
B-3747	CP	12/22/20		90	Dibromochloromethane		< 0.004	mg/kg	
B-3747	CP	12/22/20		90	Tetrachloroethene		< 0.004	mg/kg	
B-3747	CP	12/22/20		90	Trichloroethene		< 0.004	mg/kg	
B-3747	CP	12/22/20		90	Trichlorofluoromethane		< 0.004	mg/kg	
B-3747	CP	12/22/20		90	Trichlorotrifluoroethane		< 0.004	mg/kg	
B-3747	CP	12/22/20		90	Vinyl chloride		< 0.004	mg/kg	
B-3747	CP	12/22/20		90	cis-1,2-Dichloroethene		< 0.004	mg/kg	
B-3747	CP	12/22/20		90	trans-1,2-Dichloroethene		< 0.004	mg/kg	
B-3747	CP	12/22/20		100	1,1,1-Trichloroethane		< 0.005	mg/kg	
B-3747	CP	12/22/20		100	1,1,2-Trichloroethane		< 0.005	mg/kg	
B-3747	CP	12/22/20		100	1,1-Dichloroethane		< 0.005	mg/kg	
B-3747	CP	12/22/20		100	1,1-Dichloroethene		< 0.005	mg/kg	
B-3747	CP	12/22/20		100	1,2-Dichloroethane		< 0.005	mg/kg	
B-3747	CP	12/22/20		100	Bromodichloromethane		< 0.005	mg/kg	
B-3747	CP	12/22/20		100	Bromoform		< 0.005	mg/kg	
B-3747	CP	12/22/20		100	Carbon tetrachloride		< 0.005	mg/kg	
B-3747	CP	12/22/20		100	Chloroform		< 0.005	mg/kg	
B-3747	CP	12/22/20		100	Dibromochloromethane		< 0.005	mg/kg	
B-3747	CP	12/22/20		100	Tetrachloroethene		< 0.005	mg/kg	
B-3747	CP	12/22/20		100	Trichloroethene		< 0.005	mg/kg	
B-3747	CP	12/22/20		100	Trichlorofluoromethane		< 0.005	mg/kg	
B-3747	CP	12/22/20		100	Trichlorotrifluoroethane		< 0.005	mg/kg	
B-3747	CP	12/22/20		100	Vinyl chloride		< 0.005	mg/kg	
B-3747	CP	12/22/20		100	cis-1,2-Dichloroethene		< 0.005	mg/kg	
B-3747	CP	12/22/20		100	trans-1,2-Dichloroethene		< 0.005	mg/kg	
B-3747	CP	12/22/20		110	1,1,1-Trichloroethane		< 0.005	mg/kg	
B-3747	CP	12/22/20		110	1,1,2-Trichloroethane		< 0.005	mg/kg	
B-3747	CP	12/22/20		110	1,1-Dichloroethane		< 0.005	mg/kg	
B-3747	CP	12/22/20		110	1,1-Dichloroethene		< 0.005	mg/kg	
B-3747	CP	12/22/20		110	1,2-Dichloroethane		< 0.005	mg/kg	
B-3747	CP	12/22/20		110	Bromodichloromethane		< 0.005	mg/kg	
B-3747	CP	12/22/20		110	Bromoform		< 0.005	mg/kg	
B-3747	CP	12/22/20		110	Carbon tetrachloride		< 0.005	mg/kg	
B-3747	CP	12/22/20		110	Chloroform		< 0.005	mg/kg	
B-3747	CP	12/22/20		110	Dibromochloromethane		< 0.005	mg/kg	
B-3747	CP	12/22/20		110	Tetrachloroethene		< 0.005	mg/kg	
B-3747	CP	12/22/20		110	Trichloroethene		< 0.005	mg/kg	
B-3747	CP	12/22/20		110	Trichlorofluoromethane		< 0.005	mg/kg	
B-3747	CP	12/22/20		110	Trichlorotrifluoroethane		< 0.005	mg/kg	
B-3747	CP	12/22/20		110	Vinyl chloride		< 0.005	mg/kg	
B-3747	CP	12/22/20		110	cis-1,2-Dichloroethene		< 0.005	mg/kg	
B-3747	CP	12/22/20		110	trans-1,2-Dichloroethene		< 0.005	mg/kg	
B-3747	CP	12/22/20		120	1,1,1-Trichloroethane		< 0.0044	mg/kg	
B-3747	CP	12/22/20		120	1,1,2-Trichloroethane		< 0.0044	mg/kg	
B-3747	CP	12/22/20		120	1,1-Dichloroethane		< 0.0044	mg/kg	
B-3747	CP	12/22/20		120	1,1-Dichloroethene		< 0.0044	mg/kg	
B-3747	CP	12/22/20		120	1,2-Dichloroethane		< 0.0044	mg/kg	
B-3747	CP	12/22/20		120	Bromodichloromethane		< 0.0044	mg/kg	
B-3747	CP	12/22/20		120	Bromoform		< 0.0044	mg/kg	
B-3747	CP	12/22/20		120	Carbon tetrachloride		< 0.0044	mg/kg	

Attachment 2. Table 3. Soil analytical data, Livermore Site, 2021.

Boring	Location Type	Date	Sample Type	Depth (ft)	Parameter	LOS Indicator	Result	Units	QA Flag
B-3747	CP	12/22/20		120	Chloroform		< 0.0044	mg/kg	
B-3747	CP	12/22/20		120	Dibromochloromethane		< 0.0044	mg/kg	
B-3747	CP	12/22/20		120	Tetrachloroethene		< 0.0044	mg/kg	
B-3747	CP	12/22/20		120	Trichloroethene		< 0.0044	mg/kg	
B-3747	CP	12/22/20		120	Trichlorofluoromethane		< 0.0044	mg/kg	
B-3747	CP	12/22/20		120	Trichlorotrifluoroethane		< 0.0044	mg/kg	
B-3747	CP	12/22/20		120	Vinyl chloride		< 0.0044	mg/kg	
B-3747	CP	12/22/20		120	cis-1,2-Dichloroethene		< 0.0044	mg/kg	
B-3747	CP	12/22/20		120	trans-1,2-Dichloroethene		< 0.0044	mg/kg	
B-3747	CP	12/22/20		130	1,1,1-Trichloroethane		< 0.0061	mg/kg	D
B-3747	CP	12/22/20		130	1,1,2-Trichloroethane		< 0.0061	mg/kg	D
B-3747	CP	12/22/20		130	1,1-Dichloroethane		< 0.0061	mg/kg	D
B-3747	CP	12/22/20		130	1,1-Dichloroethene		< 0.0061	mg/kg	D
B-3747	CP	12/22/20		130	1,2-Dichloroethane		< 0.0061	mg/kg	D
B-3747	CP	12/22/20		130	Bromodichloromethane		< 0.0061	mg/kg	D
B-3747	CP	12/22/20		130	Bromoform		< 0.0061	mg/kg	D
B-3747	CP	12/22/20		130	Carbon tetrachloride		0.0091	mg/kg	D
B-3747	CP	12/22/20		130	Chloroform		< 0.0061	mg/kg	D
B-3747	CP	12/22/20		130	Dibromochloromethane		< 0.0061	mg/kg	D
B-3747	CP	12/22/20		130	Tetrachloroethene		< 0.0061	mg/kg	D
B-3747	CP	12/22/20		130	Trichloroethene		0.34	mg/kg	D
B-3747	CP	12/22/20		130	Trichlorofluoromethane		< 0.0061	mg/kg	D
B-3747	CP	12/22/20		130	Trichlorotrifluoroethane		< 0.0061	mg/kg	D
B-3747	CP	12/22/20		130	Vinyl chloride		< 0.0061	mg/kg	D
B-3747	CP	12/22/20		130	cis-1,2-Dichloroethene		< 0.0061	mg/kg	D
B-3747	CP	12/22/20		130	trans-1,2-Dichloroethene		< 0.0061	mg/kg	D
B-3747	CP	12/22/20		140	1,1,1-Trichloroethane		< 0.0035	mg/kg	
B-3747	CP	12/22/20		140	1,1,2-Trichloroethane		< 0.0035	mg/kg	
B-3747	CP	12/22/20		140	1,1-Dichloroethane		< 0.0035	mg/kg	
B-3747	CP	12/22/20		140	1,1-Dichloroethene		< 0.0035	mg/kg	
B-3747	CP	12/22/20		140	1,2-Dichloroethane		< 0.0035	mg/kg	
B-3747	CP	12/22/20		140	Bromodichloromethane		< 0.0035	mg/kg	
B-3747	CP	12/22/20		140	Bromoform		< 0.0035	mg/kg	
B-3747	CP	12/22/20		140	Carbon tetrachloride		< 0.0035	mg/kg	
B-3747	CP	12/22/20		140	Chloroform		< 0.0035	mg/kg	
B-3747	CP	12/22/20		140	Dibromochloromethane		< 0.0035	mg/kg	
B-3747	CP	12/22/20		140	Tetrachloroethene		< 0.0035	mg/kg	
B-3747	CP	12/22/20		140	Trichloroethene		0.011	mg/kg	
B-3747	CP	12/22/20		140	Trichlorofluoromethane		< 0.0035	mg/kg	
B-3747	CP	12/22/20		140	Trichlorotrifluoroethane		< 0.0035	mg/kg	
B-3747	CP	12/22/20		140	Vinyl chloride		< 0.0035	mg/kg	
B-3747	CP	12/22/20		140	cis-1,2-Dichloroethene		< 0.0035	mg/kg	
B-3747	CP	12/22/20		140	trans-1,2-Dichloroethene		< 0.0035	mg/kg	
B-3748	CP	12/28/20		90	1,1,1-Trichloroethane		< 0.005	mg/kg	
B-3748	CP	12/28/20		90	1,1,2-Trichloroethane		< 0.005	mg/kg	
B-3748	CP	12/28/20		90	1,1-Dichloroethane		< 0.005	mg/kg	
B-3748	CP	12/28/20		90	1,1-Dichloroethene		< 0.005	mg/kg	
B-3748	CP	12/28/20		90	1,2-Dichloroethane		< 0.005	mg/kg	
B-3748	CP	12/28/20		90	Bromodichloromethane		< 0.005	mg/kg	
B-3748	CP	12/28/20		90	Bromoform		< 0.005	mg/kg	
B-3748	CP	12/28/20		90	Carbon tetrachloride		< 0.005	mg/kg	
B-3748	CP	12/28/20		90	Chloroform		< 0.005	mg/kg	
B-3748	CP	12/28/20		90	Dibromochloromethane		< 0.005	mg/kg	
B-3748	CP	12/28/20		90	Tetrachloroethene		< 0.005	mg/kg	
B-3748	CP	12/28/20		90	Trichloroethene		< 0.005	mg/kg	
B-3748	CP	12/28/20		90	Trichlorofluoromethane		< 0.005	mg/kg	
B-3748	CP	12/28/20		90	Trichlorotrifluoroethane		< 0.005	mg/kg	
B-3748	CP	12/28/20		90	Vinyl chloride		< 0.005	mg/kg	
B-3748	CP	12/28/20		90	cis-1,2-Dichloroethene		< 0.005	mg/kg	
B-3748	CP	12/28/20		90	trans-1,2-Dichloroethene		< 0.005	mg/kg	
B-3748	CP	12/28/20		100	1,1,1-Trichloroethane		< 0.0038	mg/kg	
B-3748	CP	12/28/20		100	1,1,2-Trichloroethane		< 0.0038	mg/kg	
B-3748	CP	12/28/20		100	1,1-Dichloroethane		< 0.0038	mg/kg	
B-3748	CP	12/28/20		100	1,1-Dichloroethene		< 0.0038	mg/kg	
B-3748	CP	12/28/20		100	1,2-Dichloroethane		< 0.0038	mg/kg	
B-3748	CP	12/28/20		100	Bromodichloromethane		< 0.0038	mg/kg	
B-3748	CP	12/28/20		100	Bromoform		< 0.0038	mg/kg	
B-3748	CP	12/28/20		100	Carbon tetrachloride		< 0.0038	mg/kg	
B-3748	CP	12/28/20		100	Chloroform		< 0.0038	mg/kg	
B-3748	CP	12/28/20		100	Dibromochloromethane		< 0.0038	mg/kg	
B-3748	CP	12/28/20		100	Tetrachloroethene		< 0.0038	mg/kg	
B-3748	CP	12/28/20		100	Trichloroethene		< 0.0038	mg/kg	
B-3748	CP	12/28/20		100	Trichlorofluoromethane		< 0.0038	mg/kg	
B-3748	CP	12/28/20		100	Trichlorotrifluoroethane		< 0.0038	mg/kg	
B-3748	CP	12/28/20		100	Vinyl chloride		< 0.0038	mg/kg	
B-3748	CP	12/28/20		100	cis-1,2-Dichloroethene		< 0.0038	mg/kg	
B-3748	CP	12/28/20		100	trans-1,2-Dichloroethene		< 0.0038	mg/kg	
B-3748	CP	12/28/20	DUP	100	1,1,1-Trichloroethane		< 0.0041	mg/kg	
B-3748	CP	12/28/20	DUP	100	1,1,2-Trichloroethane		< 0.0041	mg/kg	
B-3748	CP	12/28/20	DUP	100	1,1-Dichloroethane		< 0.0041	mg/kg	

Attachment 2. Table 3. Soil analytical data, Livermore Site, 2021.

Boring	Location Type	Date	Sample Type	Depth (ft)	Parameter	LOS Indicator	Result	Units	QA Flag
B-3748	CP	12/28/20	DUP	100	1,1-Dichloroethene		< 0.0041	mg/kg	
B-3748	CP	12/28/20	DUP	100	1,2-Dichloroethane		< 0.0041	mg/kg	
B-3748	CP	12/28/20	DUP	100	Bromodichloromethane		< 0.0041	mg/kg	
B-3748	CP	12/28/20	DUP	100	Bromoform		< 0.0041	mg/kg	
B-3748	CP	12/28/20	DUP	100	Carbon tetrachloride		< 0.0041	mg/kg	
B-3748	CP	12/28/20	DUP	100	Chloroform		< 0.0041	mg/kg	
B-3748	CP	12/28/20	DUP	100	Dibromochloromethane		< 0.0041	mg/kg	
B-3748	CP	12/28/20	DUP	100	Tetrachloroethene		< 0.0041	mg/kg	
B-3748	CP	12/28/20	DUP	100	Trichloroethene		< 0.0041	mg/kg	
B-3748	CP	12/28/20	DUP	100	Trichlorofluoromethane		< 0.0041	mg/kg	
B-3748	CP	12/28/20	DUP	100	Trichlorotrifluoroethane		< 0.0041	mg/kg	
B-3748	CP	12/28/20	DUP	100	Vinyl chloride		< 0.0041	mg/kg	
B-3748	CP	12/28/20	DUP	100	cis-1,2-Dichloroethene		< 0.0041	mg/kg	
B-3748	CP	12/28/20	DUP	100	trans-1,2-Dichloroethene		< 0.0041	mg/kg	
B-3748	CP	12/28/20		110	1,1,1-Trichloroethane		< 0.004	mg/kg	
B-3748	CP	12/28/20		110	1,1,2-Trichloroethane		< 0.004	mg/kg	
B-3748	CP	12/28/20		110	1,1-Dichloroethane		< 0.004	mg/kg	
B-3748	CP	12/28/20		110	1,1-Dichloroethene		< 0.004	mg/kg	
B-3748	CP	12/28/20		110	1,2-Dichloroethane		< 0.004	mg/kg	
B-3748	CP	12/28/20		110	Bromodichloromethane		< 0.004	mg/kg	
B-3748	CP	12/28/20		110	Bromoform		< 0.004	mg/kg	
B-3748	CP	12/28/20		110	Carbon tetrachloride		< 0.004	mg/kg	
B-3748	CP	12/28/20		110	Chloroform		< 0.004	mg/kg	
B-3748	CP	12/28/20		110	Dibromochloromethane		< 0.004	mg/kg	
B-3748	CP	12/28/20		110	Tetrachloroethene		< 0.004	mg/kg	
B-3748	CP	12/28/20		110	Trichloroethene		< 0.004	mg/kg	
B-3748	CP	12/28/20		110	Trichlorofluoromethane		< 0.004	mg/kg	
B-3748	CP	12/28/20		110	Trichlorotrifluoroethane		< 0.004	mg/kg	
B-3748	CP	12/28/20		110	Vinyl chloride		< 0.004	mg/kg	
B-3748	CP	12/28/20		110	cis-1,2-Dichloroethene		< 0.004	mg/kg	
B-3748	CP	12/28/20		110	trans-1,2-Dichloroethene		< 0.004	mg/kg	
B-3748	CP	12/29/20		120	1,1,1-Trichloroethane		< 0.0045	mg/kg	
B-3748	CP	12/29/20		120	1,1,2-Trichloroethane		< 0.0045	mg/kg	
B-3748	CP	12/29/20		120	1,1-Dichloroethane		< 0.0045	mg/kg	
B-3748	CP	12/29/20		120	1,1-Dichloroethene		< 0.0045	mg/kg	
B-3748	CP	12/29/20		120	1,2-Dichloroethane		< 0.0045	mg/kg	
B-3748	CP	12/29/20		120	Bromodichloromethane		< 0.0045	mg/kg	
B-3748	CP	12/29/20		120	Bromoform		< 0.0045	mg/kg	
B-3748	CP	12/29/20		120	Carbon tetrachloride		< 0.0045	mg/kg	
B-3748	CP	12/29/20		120	Chloroform		< 0.0045	mg/kg	
B-3748	CP	12/29/20		120	Dibromochloromethane		< 0.0045	mg/kg	
B-3748	CP	12/29/20		120	Tetrachloroethene		< 0.0045	mg/kg	
B-3748	CP	12/29/20		120	Trichloroethene		0.0073	mg/kg	
B-3748	CP	12/29/20		120	Trichlorofluoromethane		< 0.0045	mg/kg	
B-3748	CP	12/29/20		120	Trichlorotrifluoroethane		< 0.0045	mg/kg	
B-3748	CP	12/29/20		120	Vinyl chloride		< 0.0045	mg/kg	
B-3748	CP	12/29/20		120	cis-1,2-Dichloroethene		< 0.0045	mg/kg	
B-3748	CP	12/29/20		120	trans-1,2-Dichloroethene		< 0.0045	mg/kg	
B-3748	CP	12/29/20		130	1,1,1-Trichloroethane		< 0.005	mg/kg	
B-3748	CP	12/29/20		130	1,1,2-Trichloroethane		< 0.005	mg/kg	
B-3748	CP	12/29/20		130	1,1-Dichloroethane		< 0.005	mg/kg	
B-3748	CP	12/29/20		130	1,1-Dichloroethene		< 0.005	mg/kg	
B-3748	CP	12/29/20		130	1,2-Dichloroethane		< 0.005	mg/kg	
B-3748	CP	12/29/20		130	Bromodichloromethane		< 0.005	mg/kg	
B-3748	CP	12/29/20		130	Bromoform		< 0.005	mg/kg	
B-3748	CP	12/29/20		130	Carbon tetrachloride		< 0.005	mg/kg	
B-3748	CP	12/29/20		130	Chloroform		< 0.005	mg/kg	
B-3748	CP	12/29/20		130	Dibromochloromethane		< 0.005	mg/kg	
B-3748	CP	12/29/20		130	Tetrachloroethene		< 0.005	mg/kg	
B-3748	CP	12/29/20		130	Trichloroethene		0.089	mg/kg	
B-3748	CP	12/29/20		130	Trichlorofluoromethane		< 0.005	mg/kg	
B-3748	CP	12/29/20		130	Trichlorotrifluoroethane		< 0.005	mg/kg	
B-3748	CP	12/29/20		130	Vinyl chloride		< 0.005	mg/kg	
B-3748	CP	12/29/20		130	cis-1,2-Dichloroethene		< 0.005	mg/kg	
B-3748	CP	12/29/20		130	trans-1,2-Dichloroethene		< 0.005	mg/kg	
B-3748	CP	12/29/20		140	1,1,1-Trichloroethane		< 0.0038	mg/kg	
B-3748	CP	12/29/20		140	1,1,2-Trichloroethane		< 0.0038	mg/kg	
B-3748	CP	12/29/20		140	1,1-Dichloroethane		< 0.0038	mg/kg	
B-3748	CP	12/29/20		140	1,1-Dichloroethene		< 0.0038	mg/kg	
B-3748	CP	12/29/20		140	1,2-Dichloroethane		< 0.0038	mg/kg	
B-3748	CP	12/29/20		140	Bromodichloromethane		< 0.0038	mg/kg	
B-3748	CP	12/29/20		140	Bromoform		< 0.0038	mg/kg	
B-3748	CP	12/29/20		140	Carbon tetrachloride		< 0.0038	mg/kg	
B-3748	CP	12/29/20		140	Chloroform		< 0.0038	mg/kg	
B-3748	CP	12/29/20		140	Dibromochloromethane		< 0.0038	mg/kg	
B-3748	CP	12/29/20		140	Tetrachloroethene		< 0.0038	mg/kg	
B-3748	CP	12/29/20		140	Trichloroethene		< 0.0038	mg/kg	
B-3748	CP	12/29/20		140	Trichlorofluoromethane		< 0.0038	mg/kg	
B-3748	CP	12/29/20		140	Trichlorotrifluoroethane		< 0.0038	mg/kg	
B-3748	CP	12/29/20		140	Vinyl chloride		< 0.0038	mg/kg	

Attachment 2. Table 3. Soil analytical data, Livermore Site, 2021.

Boring	Location Type	Date	Sample Type	Depth (ft)	Parameter	LOS Indicator	Result	Units	QA Flag
B-3748	CP	12/29/20		140	cis-1,2-Dichloroethene		< 0.0038	mg/kg	
B-3748	CP	12/29/20		140	trans-1,2-Dichloroethene		< 0.0038	mg/kg	
B-3749	CP	1/4/21		90	1,1,1-Trichloroethane		< 0.0032	mg/kg	
B-3749	CP	1/4/21		90	1,1,2-Trichloroethane		< 0.0032	mg/kg	
B-3749	CP	1/4/21		90	1,1-Dichloroethane		< 0.0032	mg/kg	
B-3749	CP	1/4/21		90	1,1-Dichloroethene		< 0.0032	mg/kg	
B-3749	CP	1/4/21		90	1,2-Dichloroethane		< 0.0032	mg/kg	
B-3749	CP	1/4/21		90	Bromodichloromethane		< 0.0032	mg/kg	
B-3749	CP	1/4/21		90	Bromoform		< 0.0032	mg/kg	
B-3749	CP	1/4/21		90	Carbon tetrachloride		< 0.0032	mg/kg	
B-3749	CP	1/4/21		90	Chloroform		< 0.0032	mg/kg	
B-3749	CP	1/4/21		90	Dibromochloromethane		< 0.0032	mg/kg	
B-3749	CP	1/4/21		90	Tetrachloroethene		< 0.0032	mg/kg	
B-3749	CP	1/4/21		90	Trichloroethene		< 0.0032	mg/kg	
B-3749	CP	1/4/21		90	Trichlorofluoromethane		< 0.0032	mg/kg	
B-3749	CP	1/4/21		90	Trichlorotrifluoroethane		< 0.0032	mg/kg	
B-3749	CP	1/4/21		90	Vinyl chloride		< 0.0032	mg/kg	
B-3749	CP	1/4/21		90	cis-1,2-Dichloroethene		< 0.0032	mg/kg	
B-3749	CP	1/4/21		90	trans-1,2-Dichloroethene		< 0.0032	mg/kg	
B-3749	CP	1/4/21		100	1,1,1-Trichloroethane		< 0.004	mg/kg	
B-3749	CP	1/4/21		100	1,1,2-Trichloroethane		< 0.004	mg/kg	
B-3749	CP	1/4/21		100	1,1-Dichloroethane		< 0.004	mg/kg	
B-3749	CP	1/4/21		100	1,1-Dichloroethene		< 0.004	mg/kg	
B-3749	CP	1/4/21		100	1,2-Dichloroethane		< 0.004	mg/kg	
B-3749	CP	1/4/21		100	Bromodichloromethane		< 0.004	mg/kg	
B-3749	CP	1/4/21		100	Bromoform		< 0.004	mg/kg	
B-3749	CP	1/4/21		100	Carbon tetrachloride		< 0.004	mg/kg	
B-3749	CP	1/4/21		100	Chloroform		< 0.004	mg/kg	
B-3749	CP	1/4/21		100	Dibromochloromethane		< 0.004	mg/kg	
B-3749	CP	1/4/21		100	Tetrachloroethene		< 0.004	mg/kg	
B-3749	CP	1/4/21		100	Trichloroethene		< 0.004	mg/kg	
B-3749	CP	1/4/21		100	Trichlorofluoromethane		< 0.004	mg/kg	
B-3749	CP	1/4/21		100	Trichlorotrifluoroethane		< 0.004	mg/kg	
B-3749	CP	1/4/21		100	Vinyl chloride		< 0.004	mg/kg	
B-3749	CP	1/4/21		100	cis-1,2-Dichloroethene		< 0.004	mg/kg	
B-3749	CP	1/4/21		100	trans-1,2-Dichloroethene		< 0.004	mg/kg	
B-3749	CP	1/4/21		110	1,1,1-Trichloroethane		< 0.0038	mg/kg	
B-3749	CP	1/4/21		110	1,1,2-Trichloroethane		< 0.0038	mg/kg	
B-3749	CP	1/4/21		110	1,1-Dichloroethane		< 0.0038	mg/kg	
B-3749	CP	1/4/21		110	1,1-Dichloroethene		< 0.0038	mg/kg	
B-3749	CP	1/4/21		110	1,2-Dichloroethane		< 0.0038	mg/kg	
B-3749	CP	1/4/21		110	Bromodichloromethane		< 0.0038	mg/kg	
B-3749	CP	1/4/21		110	Bromoform		< 0.0038	mg/kg	
B-3749	CP	1/4/21		110	Carbon tetrachloride		< 0.0038	mg/kg	
B-3749	CP	1/4/21		110	Chloroform		< 0.0038	mg/kg	
B-3749	CP	1/4/21		110	Dibromochloromethane		< 0.0038	mg/kg	
B-3749	CP	1/4/21		110	Tetrachloroethene		< 0.0038	mg/kg	
B-3749	CP	1/4/21		110	Trichloroethene		< 0.0038	mg/kg	
B-3749	CP	1/4/21		110	Trichlorofluoromethane		< 0.0038	mg/kg	
B-3749	CP	1/4/21		110	Trichlorotrifluoroethane		< 0.0038	mg/kg	
B-3749	CP	1/4/21		110	Vinyl chloride		< 0.0038	mg/kg	
B-3749	CP	1/4/21		110	cis-1,2-Dichloroethene		< 0.0038	mg/kg	
B-3749	CP	1/4/21		110	trans-1,2-Dichloroethene		< 0.0038	mg/kg	
B-3749	CP	1/4/21		120	1,1,1-Trichloroethane		< 0.0044	mg/kg	
B-3749	CP	1/4/21		120	1,1,2-Trichloroethane		< 0.0044	mg/kg	
B-3749	CP	1/4/21		120	1,1-Dichloroethane		< 0.0044	mg/kg	
B-3749	CP	1/4/21		120	1,1-Dichloroethene		< 0.0044	mg/kg	
B-3749	CP	1/4/21		120	1,2-Dichloroethane		< 0.0044	mg/kg	
B-3749	CP	1/4/21		120	Bromodichloromethane		< 0.0044	mg/kg	
B-3749	CP	1/4/21		120	Bromoform		< 0.0044	mg/kg	
B-3749	CP	1/4/21		120	Carbon tetrachloride		< 0.0044	mg/kg	
B-3749	CP	1/4/21		120	Chloroform		< 0.0044	mg/kg	
B-3749	CP	1/4/21		120	Dibromochloromethane		< 0.0044	mg/kg	
B-3749	CP	1/4/21		120	Tetrachloroethene		< 0.0044	mg/kg	
B-3749	CP	1/4/21		120	Trichloroethene		0.011	mg/kg	
B-3749	CP	1/4/21		120	Trichlorofluoromethane		< 0.0044	mg/kg	
B-3749	CP	1/4/21		120	Trichlorotrifluoroethane		< 0.0044	mg/kg	
B-3749	CP	1/4/21		120	Vinyl chloride		< 0.0044	mg/kg	
B-3749	CP	1/4/21		120	cis-1,2-Dichloroethene		< 0.0044	mg/kg	
B-3749	CP	1/4/21		120	trans-1,2-Dichloroethene		< 0.0044	mg/kg	
B-3749	CP	1/4/21		130	1,1,1-Trichloroethane		< 0.005	mg/kg	
B-3749	CP	1/4/21		130	1,1,2-Trichloroethane		< 0.005	mg/kg	
B-3749	CP	1/4/21		130	1,1-Dichloroethane		< 0.005	mg/kg	
B-3749	CP	1/4/21		130	1,1-Dichloroethene		< 0.005	mg/kg	
B-3749	CP	1/4/21		130	1,2-Dichloroethane		< 0.005	mg/kg	
B-3749	CP	1/4/21		130	Bromodichloromethane		< 0.005	mg/kg	
B-3749	CP	1/4/21		130	Bromoform		< 0.005	mg/kg	
B-3749	CP	1/4/21		130	Carbon tetrachloride		< 0.005	mg/kg	
B-3749	CP	1/4/21		130	Chloroform		< 0.005	mg/kg	
B-3749	CP	1/4/21		130	Dibromochloromethane		< 0.005	mg/kg	

Attachment 2. Table 3. Soil analytical data, Livermore Site, 2021.

Boring	Location Type	Date	Sample Type	Depth (ft)	Parameter	LOS Indicator	Result	Units	QA Flag
B-3749	CP	1/4/21		130	Tetrachloroethene		< 0.005	mg/kg	
B-3749	CP	1/4/21		130	Trichloroethene		0.056	mg/kg	
B-3749	CP	1/4/21		130	Trichlorofluoromethane		< 0.005	mg/kg	
B-3749	CP	1/4/21		130	Trichlorotrifluoroethane		< 0.005	mg/kg	
B-3749	CP	1/4/21		130	Vinyl chloride		< 0.005	mg/kg	
B-3749	CP	1/4/21		130	cis-1,2-Dichloroethene		< 0.005	mg/kg	
B-3749	CP	1/4/21		130	trans-1,2-Dichloroethene		< 0.005	mg/kg	
B-3749	CP	1/4/21		140	1,1,1-Trichloroethane		< 0.0059	mg/kg	D
B-3749	CP	1/4/21		140	1,1,2-Trichloroethane		< 0.0059	mg/kg	D
B-3749	CP	1/4/21		140	1,1-Dichloroethane		< 0.0059	mg/kg	D
B-3749	CP	1/4/21		140	1,1-Dichloroethene		< 0.0059	mg/kg	D
B-3749	CP	1/4/21		140	1,2-Dichloroethane		< 0.0059	mg/kg	D
B-3749	CP	1/4/21		140	Bromodichloromethane		< 0.0059	mg/kg	D
B-3749	CP	1/4/21		140	Bromoform		< 0.0059	mg/kg	D
B-3749	CP	1/4/21		140	Carbon tetrachloride		< 0.0059	mg/kg	D
B-3749	CP	1/4/21		140	Chloroform		< 0.0059	mg/kg	D
B-3749	CP	1/4/21		140	Dibromochloromethane		< 0.0059	mg/kg	D
B-3749	CP	1/4/21		140	Tetrachloroethene		< 0.0059	mg/kg	D
B-3749	CP	1/4/21		140	Trichloroethene		0.012	mg/kg	D
B-3749	CP	1/4/21		140	Trichlorofluoromethane		< 0.0059	mg/kg	D
B-3749	CP	1/4/21		140	Trichlorotrifluoroethane		< 0.0059	mg/kg	D
B-3749	CP	1/4/21		140	Vinyl chloride		< 0.0059	mg/kg	D
B-3749	CP	1/4/21		140	cis-1,2-Dichloroethene		< 0.0059	mg/kg	D
B-3749	CP	1/4/21		140	trans-1,2-Dichloroethene		< 0.0059	mg/kg	D
B-3750	CP	1/5/21		90	1,1,1-Trichloroethane		< 0.0036	mg/kg	
B-3750	CP	1/5/21		90	1,1,2-Trichloroethane		< 0.0036	mg/kg	
B-3750	CP	1/5/21		90	1,1-Dichloroethane		< 0.0036	mg/kg	
B-3750	CP	1/5/21		90	1,1-Dichloroethene		< 0.0036	mg/kg	
B-3750	CP	1/5/21		90	1,2-Dichloroethane		< 0.0036	mg/kg	
B-3750	CP	1/5/21		90	Bromodichloromethane		< 0.0036	mg/kg	
B-3750	CP	1/5/21		90	Bromoform		< 0.0036	mg/kg	
B-3750	CP	1/5/21		90	Carbon tetrachloride		< 0.0036	mg/kg	
B-3750	CP	1/5/21		90	Chloroform		< 0.0036	mg/kg	
B-3750	CP	1/5/21		90	Dibromochloromethane		< 0.0036	mg/kg	
B-3750	CP	1/5/21		90	Tetrachloroethene		< 0.0036	mg/kg	
B-3750	CP	1/5/21		90	Trichloroethene		< 0.0036	mg/kg	
B-3750	CP	1/5/21		90	Trichlorofluoromethane		< 0.0036	mg/kg	
B-3750	CP	1/5/21		90	Trichlorotrifluoroethane		< 0.0036	mg/kg	
B-3750	CP	1/5/21		90	Vinyl chloride		< 0.0036	mg/kg	
B-3750	CP	1/5/21		90	cis-1,2-Dichloroethene		< 0.0036	mg/kg	
B-3750	CP	1/5/21		90	trans-1,2-Dichloroethene		< 0.0036	mg/kg	
B-3750	CP	1/5/21		100	1,1,1-Trichloroethane		< 0.0063	mg/kg	D
B-3750	CP	1/5/21		100	1,1,2-Trichloroethane		< 0.0063	mg/kg	D
B-3750	CP	1/5/21		100	1,1-Dichloroethane		< 0.0063	mg/kg	D
B-3750	CP	1/5/21		100	1,1-Dichloroethene		< 0.0063	mg/kg	D
B-3750	CP	1/5/21		100	1,2-Dichloroethane		< 0.0063	mg/kg	D
B-3750	CP	1/5/21		100	Bromodichloromethane		< 0.0063	mg/kg	D
B-3750	CP	1/5/21		100	Bromoform		< 0.0063	mg/kg	D
B-3750	CP	1/5/21		100	Carbon tetrachloride		< 0.0063	mg/kg	D
B-3750	CP	1/5/21		100	Chloroform		< 0.0063	mg/kg	D
B-3750	CP	1/5/21		100	Dibromochloromethane		< 0.0063	mg/kg	D
B-3750	CP	1/5/21		100	Tetrachloroethene		< 0.0063	mg/kg	D
B-3750	CP	1/5/21		100	Trichloroethene		< 0.0063	mg/kg	D
B-3750	CP	1/5/21		100	Trichlorofluoromethane		< 0.0063	mg/kg	D
B-3750	CP	1/5/21		100	Trichlorotrifluoroethane		< 0.0063	mg/kg	D
B-3750	CP	1/5/21		100	Vinyl chloride		< 0.0063	mg/kg	D
B-3750	CP	1/5/21		100	cis-1,2-Dichloroethene		< 0.0063	mg/kg	D
B-3750	CP	1/5/21		100	trans-1,2-Dichloroethene		< 0.0063	mg/kg	D
B-3750	CP	1/5/21		110	1,1,1-Trichloroethane		< 0.0041	mg/kg	
B-3750	CP	1/5/21		110	1,1,2-Trichloroethane		< 0.0041	mg/kg	
B-3750	CP	1/5/21		110	1,1-Dichloroethane		< 0.0041	mg/kg	
B-3750	CP	1/5/21		110	1,1-Dichloroethene		< 0.0041	mg/kg	
B-3750	CP	1/5/21		110	1,2-Dichloroethane		< 0.0041	mg/kg	
B-3750	CP	1/5/21		110	Bromodichloromethane		< 0.0041	mg/kg	
B-3750	CP	1/5/21		110	Bromoform		< 0.0041	mg/kg	
B-3750	CP	1/5/21		110	Carbon tetrachloride		< 0.0041	mg/kg	
B-3750	CP	1/5/21		110	Chloroform		< 0.0041	mg/kg	
B-3750	CP	1/5/21		110	Dibromochloromethane		< 0.0041	mg/kg	
B-3750	CP	1/5/21		110	Tetrachloroethene		< 0.0041	mg/kg	
B-3750	CP	1/5/21		110	Trichloroethene		0.044	mg/kg	
B-3750	CP	1/5/21		110	Trichlorofluoromethane		< 0.0041	mg/kg	
B-3750	CP	1/5/21		110	Trichlorotrifluoroethane		< 0.0041	mg/kg	
B-3750	CP	1/5/21		110	Vinyl chloride		< 0.0041	mg/kg	
B-3750	CP	1/5/21		110	cis-1,2-Dichloroethene		< 0.0041	mg/kg	
B-3750	CP	1/5/21		110	trans-1,2-Dichloroethene		< 0.0041	mg/kg	
B-3750	CP	1/5/21		120	1,1,1-Trichloroethane		< 0.0044	mg/kg	
B-3750	CP	1/5/21		120	1,1,2-Trichloroethane		< 0.0044	mg/kg	
B-3750	CP	1/5/21		120	1,1-Dichloroethane		< 0.0044	mg/kg	
B-3750	CP	1/5/21		120	1,1-Dichloroethene		< 0.0044	mg/kg	
B-3750	CP	1/5/21		120	1,2-Dichloroethane		< 0.0044	mg/kg	

Attachment 2. Table 3. Soil analytical data, Livermore Site, 2021.

Boring	Location Type	Date	Sample Type	Depth (ft)	Parameter	LOS Indicator	Result	Units	QA Flag
B-3750	CP	1/5/21		120	Bromodichloromethane		< 0.0044	mg/kg	
B-3750	CP	1/5/21		120	Bromoform		< 0.0044	mg/kg	
B-3750	CP	1/5/21		120	Carbon tetrachloride		< 0.0044	mg/kg	
B-3750	CP	1/5/21		120	Chloroform		< 0.0044	mg/kg	
B-3750	CP	1/5/21		120	Dibromochloromethane		< 0.0044	mg/kg	
B-3750	CP	1/5/21		120	Tetrachloroethene		< 0.0044	mg/kg	
B-3750	CP	1/5/21		120	Trichloroethene		0.043	mg/kg	
B-3750	CP	1/5/21		120	Trichlorofluoromethane		< 0.0044	mg/kg	
B-3750	CP	1/5/21		120	Trichlorotrifluoroethane		< 0.0044	mg/kg	
B-3750	CP	1/5/21		120	Vinyl chloride		< 0.0044	mg/kg	
B-3750	CP	1/5/21		120	cis-1,2-Dichloroethene		< 0.0044	mg/kg	
B-3750	CP	1/5/21		120	trans-1,2-Dichloroethene		< 0.0044	mg/kg	
B-3750	CP	1/5/21		130	1,1,1-Trichloroethane		< 0.005	mg/kg	D
B-3750	CP	1/5/21		130	1,1,2-Trichloroethane		< 0.005	mg/kg	D
B-3750	CP	1/5/21		130	1,1-Dichloroethane		< 0.005	mg/kg	D
B-3750	CP	1/5/21		130	1,1-Dichloroethene		< 0.005	mg/kg	D
B-3750	CP	1/5/21		130	1,2-Dichloroethane		< 0.005	mg/kg	D
B-3750	CP	1/5/21		130	Bromodichloromethane		< 0.005	mg/kg	D
B-3750	CP	1/5/21		130	Bromoform		< 0.005	mg/kg	D
B-3750	CP	1/5/21		130	Carbon tetrachloride		< 0.005	mg/kg	D
B-3750	CP	1/5/21		130	Chloroform		< 0.005	mg/kg	D
B-3750	CP	1/5/21		130	Dibromochloromethane		< 0.005	mg/kg	D
B-3750	CP	1/5/21		130	Tetrachloroethene		< 0.005	mg/kg	D
B-3750	CP	1/5/21		130	Trichloroethene		0.018	mg/kg	D
B-3750	CP	1/5/21		130	Trichlorofluoromethane		< 0.005	mg/kg	D
B-3750	CP	1/5/21		130	Trichlorotrifluoroethane		< 0.005	mg/kg	D
B-3750	CP	1/5/21		130	Vinyl chloride		< 0.005	mg/kg	D
B-3750	CP	1/5/21		130	cis-1,2-Dichloroethene		< 0.005	mg/kg	D
B-3750	CP	1/5/21		130	trans-1,2-Dichloroethene		< 0.005	mg/kg	D
B-3750	CP	1/5/21		140	1,1,1-Trichloroethane		< 0.0043	mg/kg	
B-3750	CP	1/5/21		140	1,1,2-Trichloroethane		< 0.0043	mg/kg	
B-3750	CP	1/5/21		140	1,1-Dichloroethane		< 0.0043	mg/kg	
B-3750	CP	1/5/21		140	1,1-Dichloroethene		< 0.0043	mg/kg	
B-3750	CP	1/5/21		140	1,2-Dichloroethane		< 0.0043	mg/kg	
B-3750	CP	1/5/21		140	Bromodichloromethane		< 0.0043	mg/kg	
B-3750	CP	1/5/21		140	Bromoform		< 0.0043	mg/kg	
B-3750	CP	1/5/21		140	Carbon tetrachloride		< 0.0043	mg/kg	
B-3750	CP	1/5/21		140	Chloroform		< 0.0043	mg/kg	
B-3750	CP	1/5/21		140	Dibromochloromethane		< 0.0043	mg/kg	
B-3750	CP	1/5/21		140	Tetrachloroethene		< 0.0043	mg/kg	
B-3750	CP	1/5/21		140	Trichloroethene		0.04	mg/kg	
B-3750	CP	1/5/21		140	Trichlorofluoromethane		< 0.0043	mg/kg	
B-3750	CP	1/5/21		140	Trichlorotrifluoroethane		< 0.0043	mg/kg	
B-3750	CP	1/5/21		140	Vinyl chloride		< 0.0043	mg/kg	
B-3750	CP	1/5/21		140	cis-1,2-Dichloroethene		< 0.0043	mg/kg	
B-3750	CP	1/5/21		140	trans-1,2-Dichloroethene		< 0.0043	mg/kg	
B-3750	CP	1/5/21	DUP	140	1,1,1-Trichloroethane		< 0.005	mg/kg	
B-3750	CP	1/5/21	DUP	140	1,1,2-Trichloroethane		< 0.005	mg/kg	
B-3750	CP	1/5/21	DUP	140	1,1-Dichloroethane		< 0.005	mg/kg	
B-3750	CP	1/5/21	DUP	140	1,1-Dichloroethene		< 0.005	mg/kg	
B-3750	CP	1/5/21	DUP	140	1,2-Dichloroethane		< 0.005	mg/kg	
B-3750	CP	1/5/21	DUP	140	Bromodichloromethane		< 0.005	mg/kg	
B-3750	CP	1/5/21	DUP	140	Bromoform		< 0.005	mg/kg	
B-3750	CP	1/5/21	DUP	140	Carbon tetrachloride		< 0.005	mg/kg	
B-3750	CP	1/5/21	DUP	140	Chloroform		< 0.005	mg/kg	
B-3750	CP	1/5/21	DUP	140	Dibromochloromethane		< 0.005	mg/kg	
B-3750	CP	1/5/21	DUP	140	Tetrachloroethene		< 0.005	mg/kg	
B-3750	CP	1/5/21	DUP	140	Trichloroethene		0.031	mg/kg	
B-3750	CP	1/5/21	DUP	140	Trichlorofluoromethane		< 0.005	mg/kg	
B-3750	CP	1/5/21	DUP	140	Trichlorotrifluoroethane		< 0.005	mg/kg	
B-3750	CP	1/5/21	DUP	140	Vinyl chloride		< 0.005	mg/kg	
B-3750	CP	1/5/21	DUP	140	cis-1,2-Dichloroethene		< 0.005	mg/kg	
B-3750	CP	1/5/21	DUP	140	trans-1,2-Dichloroethene		< 0.005	mg/kg	
B-3751	CP	1/6/21		90	1,1,1-Trichloroethane		< 0.005	mg/kg	D
B-3751	CP	1/6/21		90	1,1,2-Trichloroethane		< 0.005	mg/kg	D
B-3751	CP	1/6/21		90	1,1-Dichloroethane		< 0.005	mg/kg	D
B-3751	CP	1/6/21		90	1,1-Dichloroethene		< 0.005	mg/kg	D
B-3751	CP	1/6/21		90	1,2-Dichloroethane		< 0.005	mg/kg	D
B-3751	CP	1/6/21		90	Bromodichloromethane		< 0.005	mg/kg	D
B-3751	CP	1/6/21		90	Bromoform		< 0.005	mg/kg	D
B-3751	CP	1/6/21		90	Carbon tetrachloride		< 0.005	mg/kg	D
B-3751	CP	1/6/21		90	Chloroform		< 0.005	mg/kg	D
B-3751	CP	1/6/21		90	Dibromochloromethane		< 0.005	mg/kg	D
B-3751	CP	1/6/21		90	Tetrachloroethene		< 0.005	mg/kg	D
B-3751	CP	1/6/21		90	Trichloroethene		< 0.005	mg/kg	D
B-3751	CP	1/6/21		90	Trichlorofluoromethane		< 0.005	mg/kg	D
B-3751	CP	1/6/21		90	Trichlorotrifluoroethane		< 0.005	mg/kg	D
B-3751	CP	1/6/21		90	Vinyl chloride		< 0.005	mg/kg	D
B-3751	CP	1/6/21		90	cis-1,2-Dichloroethene		< 0.005	mg/kg	D
B-3751	CP	1/6/21		90	trans-1,2-Dichloroethene		< 0.005	mg/kg	D

Attachment 2. Table 3. Soil analytical data, Livermore Site, 2021.

Boring	Location Type	Date	Sample Type	Depth (ft)	Parameter	LOS Indicator	Result	Units	QA Flag
B-3751	CP	1/6/21		100	1,1,1-Trichloroethane		< 0.0037	mg/kg	
B-3751	CP	1/6/21		100	1,1,2-Trichloroethane		< 0.0037	mg/kg	
B-3751	CP	1/6/21		100	1,1-Dichloroethane		< 0.0037	mg/kg	
B-3751	CP	1/6/21		100	1,1-Dichloroethene		< 0.0037	mg/kg	
B-3751	CP	1/6/21		100	1,2-Dichloroethane		< 0.0037	mg/kg	
B-3751	CP	1/6/21		100	Bromodichloromethane		< 0.0037	mg/kg	
B-3751	CP	1/6/21		100	Bromoform		< 0.0037	mg/kg	
B-3751	CP	1/6/21		100	Carbon tetrachloride		< 0.0037	mg/kg	
B-3751	CP	1/6/21		100	Chloroform		< 0.0037	mg/kg	
B-3751	CP	1/6/21		100	Dibromochloromethane		< 0.0037	mg/kg	
B-3751	CP	1/6/21		100	Tetrachloroethene		< 0.0037	mg/kg	
B-3751	CP	1/6/21		100	Trichloroethene		< 0.0037	mg/kg	
B-3751	CP	1/6/21		100	Trichlorofluoromethane		< 0.0037	mg/kg	
B-3751	CP	1/6/21		100	Trichlorotrifluoroethane		< 0.0037	mg/kg	
B-3751	CP	1/6/21		100	Vinyl chloride		< 0.0037	mg/kg	
B-3751	CP	1/6/21		100	cis-1,2-Dichloroethene		< 0.0037	mg/kg	
B-3751	CP	1/6/21		100	trans-1,2-Dichloroethene		< 0.0037	mg/kg	
B-3751	CP	1/6/21		110	1,1,1-Trichloroethane		< 0.0035	mg/kg	
B-3751	CP	1/6/21		110	1,1,2-Trichloroethane		< 0.0035	mg/kg	
B-3751	CP	1/6/21		110	1,1-Dichloroethane		< 0.0035	mg/kg	
B-3751	CP	1/6/21		110	1,1-Dichloroethene		< 0.0035	mg/kg	
B-3751	CP	1/6/21		110	1,2-Dichloroethane		< 0.0035	mg/kg	
B-3751	CP	1/6/21		110	Bromodichloromethane		< 0.0035	mg/kg	
B-3751	CP	1/6/21		110	Bromoform		< 0.0035	mg/kg	
B-3751	CP	1/6/21		110	Carbon tetrachloride		< 0.0035	mg/kg	
B-3751	CP	1/6/21		110	Chloroform		< 0.0035	mg/kg	
B-3751	CP	1/6/21		110	Dibromochloromethane		< 0.0035	mg/kg	
B-3751	CP	1/6/21		110	Tetrachloroethene		< 0.0035	mg/kg	
B-3751	CP	1/6/21		110	Trichloroethene		< 0.0035	mg/kg	
B-3751	CP	1/6/21		110	Trichlorofluoromethane		< 0.0035	mg/kg	
B-3751	CP	1/6/21		110	Trichlorotrifluoroethane		< 0.0035	mg/kg	
B-3751	CP	1/6/21		110	Vinyl chloride		< 0.0035	mg/kg	
B-3751	CP	1/6/21		110	cis-1,2-Dichloroethene		< 0.0035	mg/kg	
B-3751	CP	1/6/21		110	trans-1,2-Dichloroethene		< 0.0035	mg/kg	
B-3751	CP	1/6/21		120	1,1,1-Trichloroethane		< 0.0039	mg/kg	
B-3751	CP	1/6/21		120	1,1,2-Trichloroethane		< 0.0039	mg/kg	
B-3751	CP	1/6/21		120	1,1-Dichloroethane		< 0.0039	mg/kg	
B-3751	CP	1/6/21		120	1,1-Dichloroethene		< 0.0039	mg/kg	
B-3751	CP	1/6/21		120	1,2-Dichloroethane		< 0.0039	mg/kg	
B-3751	CP	1/6/21		120	Bromodichloromethane		< 0.0039	mg/kg	
B-3751	CP	1/6/21		120	Bromoform		< 0.0039	mg/kg	
B-3751	CP	1/6/21		120	Carbon tetrachloride		< 0.0039	mg/kg	
B-3751	CP	1/6/21		120	Chloroform		< 0.0039	mg/kg	
B-3751	CP	1/6/21		120	Dibromochloromethane		< 0.0039	mg/kg	
B-3751	CP	1/6/21		120	Tetrachloroethene		< 0.0039	mg/kg	
B-3751	CP	1/6/21		120	Trichloroethene		0.01	mg/kg	
B-3751	CP	1/6/21		120	Trichlorofluoromethane		< 0.0039	mg/kg	
B-3751	CP	1/6/21		120	Trichlorotrifluoroethane		< 0.0039	mg/kg	
B-3751	CP	1/6/21		120	Vinyl chloride		< 0.0039	mg/kg	
B-3751	CP	1/6/21		120	cis-1,2-Dichloroethene		< 0.0039	mg/kg	
B-3751	CP	1/6/21		120	trans-1,2-Dichloroethene		< 0.0039	mg/kg	
B-3751	CP	1/6/21		130	1,1,1-Trichloroethane		< 0.0039	mg/kg	
B-3751	CP	1/6/21		130	1,1,2-Trichloroethane		< 0.0039	mg/kg	
B-3751	CP	1/6/21		130	1,1-Dichloroethane		< 0.0039	mg/kg	
B-3751	CP	1/6/21		130	1,1-Dichloroethene		< 0.0039	mg/kg	
B-3751	CP	1/6/21		130	1,2-Dichloroethane		< 0.0039	mg/kg	
B-3751	CP	1/6/21		130	Bromodichloromethane		< 0.0039	mg/kg	
B-3751	CP	1/6/21		130	Bromoform		< 0.0039	mg/kg	
B-3751	CP	1/6/21		130	Carbon tetrachloride		< 0.0039	mg/kg	
B-3751	CP	1/6/21		130	Chloroform		< 0.0039	mg/kg	
B-3751	CP	1/6/21		130	Dibromochloromethane		< 0.0039	mg/kg	
B-3751	CP	1/6/21		130	Tetrachloroethene		< 0.0039	mg/kg	
B-3751	CP	1/6/21		130	Trichloroethene		0.0064	mg/kg	
B-3751	CP	1/6/21		130	Trichlorofluoromethane		< 0.0039	mg/kg	
B-3751	CP	1/6/21		130	Trichlorotrifluoroethane		< 0.0039	mg/kg	
B-3751	CP	1/6/21		130	Vinyl chloride		< 0.0039	mg/kg	
B-3751	CP	1/6/21		130	cis-1,2-Dichloroethene		< 0.0039	mg/kg	
B-3751	CP	1/6/21		130	trans-1,2-Dichloroethene		< 0.0039	mg/kg	
B-3751	CP	1/6/21		140	1,1,1-Trichloroethane		< 0.005	mg/kg	
B-3751	CP	1/6/21		140	1,1,2-Trichloroethane		< 0.005	mg/kg	
B-3751	CP	1/6/21		140	1,1-Dichloroethane		< 0.005	mg/kg	
B-3751	CP	1/6/21		140	1,1-Dichloroethene		< 0.005	mg/kg	
B-3751	CP	1/6/21		140	1,2-Dichloroethane		< 0.005	mg/kg	
B-3751	CP	1/6/21		140	Bromodichloromethane		< 0.005	mg/kg	
B-3751	CP	1/6/21		140	Bromoform		< 0.005	mg/kg	
B-3751	CP	1/6/21		140	Carbon tetrachloride		< 0.005	mg/kg	
B-3751	CP	1/6/21		140	Chloroform		< 0.005	mg/kg	
B-3751	CP	1/6/21		140	Dibromochloromethane		< 0.005	mg/kg	
B-3751	CP	1/6/21		140	Tetrachloroethene		< 0.005	mg/kg	
B-3751	CP	1/6/21		140	Trichloroethene		0.038	mg/kg	

Attachment 2. Table 3. Soil analytical data, Livermore Site, 2021.

Boring	Location Type	Date	Sample Type	Depth (ft)	Parameter	LOS Indicator	Result	Units	QA Flag
B-3751	CP	1/6/21		140	Trichlorofluoromethane		< 0.005	mg/kg	
B-3751	CP	1/6/21		140	Trichlorotrifluoroethane		< 0.005	mg/kg	
B-3751	CP	1/6/21		140	Vinyl chloride		< 0.005	mg/kg	
B-3751	CP	1/6/21		140	cis-1,2-Dichloroethene		< 0.005	mg/kg	
B-3751	CP	1/6/21		140	trans-1,2-Dichloroethene		< 0.005	mg/kg	
B-3752	CP	1/13/21		90	1,1,1-Trichloroethane		< 0.0037	mg/kg	
B-3752	CP	1/13/21		90	1,1,2-Trichloroethane		< 0.0037	mg/kg	
B-3752	CP	1/13/21		90	1,1-Dichloroethane		< 0.0037	mg/kg	
B-3752	CP	1/13/21		90	1,1-Dichloroethene		< 0.0037	mg/kg	
B-3752	CP	1/13/21		90	1,2-Dichloroethane		< 0.0037	mg/kg	
B-3752	CP	1/13/21		90	Bromodichloromethane		< 0.0037	mg/kg	
B-3752	CP	1/13/21		90	Bromoform		< 0.0037	mg/kg	
B-3752	CP	1/13/21		90	Carbon tetrachloride		< 0.0037	mg/kg	
B-3752	CP	1/13/21		90	Chloroform		< 0.0037	mg/kg	
B-3752	CP	1/13/21		90	Dibromochloromethane		< 0.0037	mg/kg	
B-3752	CP	1/13/21		90	Tetrachloroethene		< 0.0037	mg/kg	
B-3752	CP	1/13/21		90	Trichloroethene		< 0.0037	mg/kg	
B-3752	CP	1/13/21		90	Trichlorofluoromethane		< 0.0037	mg/kg	
B-3752	CP	1/13/21		90	Trichlorotrifluoroethane		< 0.0037	mg/kg	
B-3752	CP	1/13/21		90	Vinyl chloride		< 0.0037	mg/kg	
B-3752	CP	1/13/21		90	cis-1,2-Dichloroethene		< 0.0037	mg/kg	
B-3752	CP	1/13/21		90	trans-1,2-Dichloroethene		< 0.0037	mg/kg	
B-3752	CP	1/13/21		100	1,1,1-Trichloroethane		< 0.0043	mg/kg	
B-3752	CP	1/13/21		100	1,1,2-Trichloroethane		< 0.0043	mg/kg	
B-3752	CP	1/13/21		100	1,1-Dichloroethane		< 0.0043	mg/kg	
B-3752	CP	1/13/21		100	1,1-Dichloroethene		< 0.0043	mg/kg	
B-3752	CP	1/13/21		100	1,2-Dichloroethane		< 0.0043	mg/kg	
B-3752	CP	1/13/21		100	Bromodichloromethane		< 0.0043	mg/kg	
B-3752	CP	1/13/21		100	Bromoform		< 0.0043	mg/kg	
B-3752	CP	1/13/21		100	Carbon tetrachloride		< 0.0043	mg/kg	
B-3752	CP	1/13/21		100	Chloroform		< 0.0043	mg/kg	
B-3752	CP	1/13/21		100	Dibromochloromethane		< 0.0043	mg/kg	
B-3752	CP	1/13/21		100	Tetrachloroethene		< 0.0043	mg/kg	
B-3752	CP	1/13/21		100	Trichloroethene		0.038	mg/kg	
B-3752	CP	1/13/21		100	Trichlorofluoromethane		< 0.0043	mg/kg	
B-3752	CP	1/13/21		100	Trichlorotrifluoroethane		< 0.0043	mg/kg	
B-3752	CP	1/13/21		100	Vinyl chloride		< 0.0043	mg/kg	
B-3752	CP	1/13/21		100	cis-1,2-Dichloroethene		< 0.0043	mg/kg	
B-3752	CP	1/13/21		100	trans-1,2-Dichloroethene		< 0.0043	mg/kg	
B-3752	CP	1/13/21	DUP	100	1,1,1-Trichloroethane		< 0.0042	mg/kg	
B-3752	CP	1/13/21	DUP	100	1,1,2-Trichloroethane		< 0.0042	mg/kg	
B-3752	CP	1/13/21	DUP	100	1,1-Dichloroethane		< 0.0042	mg/kg	
B-3752	CP	1/13/21	DUP	100	1,1-Dichloroethene		< 0.0042	mg/kg	
B-3752	CP	1/13/21	DUP	100	1,2-Dichloroethane		< 0.0042	mg/kg	
B-3752	CP	1/13/21	DUP	100	Bromodichloromethane		< 0.0042	mg/kg	
B-3752	CP	1/13/21	DUP	100	Bromoform		< 0.0042	mg/kg	
B-3752	CP	1/13/21	DUP	100	Carbon tetrachloride		< 0.0042	mg/kg	
B-3752	CP	1/13/21	DUP	100	Chloroform		< 0.0042	mg/kg	
B-3752	CP	1/13/21	DUP	100	Dibromochloromethane		< 0.0042	mg/kg	
B-3752	CP	1/13/21	DUP	100	Tetrachloroethene		< 0.0042	mg/kg	
B-3752	CP	1/13/21	DUP	100	Trichloroethene		0.031	mg/kg	
B-3752	CP	1/13/21	DUP	100	Trichlorofluoromethane		< 0.0042	mg/kg	
B-3752	CP	1/13/21	DUP	100	Trichlorotrifluoroethane		< 0.0042	mg/kg	
B-3752	CP	1/13/21	DUP	100	Vinyl chloride		< 0.0042	mg/kg	
B-3752	CP	1/13/21	DUP	100	cis-1,2-Dichloroethene		< 0.0042	mg/kg	
B-3752	CP	1/13/21	DUP	100	trans-1,2-Dichloroethene		< 0.0042	mg/kg	
B-3752	CP	1/13/21		110	1,1,1-Trichloroethane		< 0.0037	mg/kg	
B-3752	CP	1/13/21		110	1,1,2-Trichloroethane		< 0.0037	mg/kg	
B-3752	CP	1/13/21		110	1,1-Dichloroethane		< 0.0037	mg/kg	
B-3752	CP	1/13/21		110	1,1-Dichloroethene		< 0.0037	mg/kg	
B-3752	CP	1/13/21		110	1,2-Dichloroethane		< 0.0037	mg/kg	
B-3752	CP	1/13/21		110	Bromodichloromethane		< 0.0037	mg/kg	
B-3752	CP	1/13/21		110	Bromoform		< 0.0037	mg/kg	
B-3752	CP	1/13/21		110	Carbon tetrachloride		< 0.0037	mg/kg	
B-3752	CP	1/13/21		110	Chloroform		< 0.0037	mg/kg	
B-3752	CP	1/13/21		110	Dibromochloromethane		< 0.0037	mg/kg	
B-3752	CP	1/13/21		110	Tetrachloroethene		< 0.0037	mg/kg	
B-3752	CP	1/13/21		110	Trichloroethene		0.0094	mg/kg	
B-3752	CP	1/13/21		110	Trichlorofluoromethane		< 0.0037	mg/kg	
B-3752	CP	1/13/21		110	Trichlorotrifluoroethane		< 0.0037	mg/kg	
B-3752	CP	1/13/21		110	Vinyl chloride		< 0.0037	mg/kg	
B-3752	CP	1/13/21		110	cis-1,2-Dichloroethene		< 0.0037	mg/kg	
B-3752	CP	1/13/21		110	trans-1,2-Dichloroethene		< 0.0037	mg/kg	
B-3752	CP	1/13/21		120	1,1,1-Trichloroethane		< 0.0037	mg/kg	
B-3752	CP	1/13/21		120	1,1,2-Trichloroethane		< 0.0037	mg/kg	
B-3752	CP	1/13/21		120	1,1-Dichloroethane		< 0.0037	mg/kg	
B-3752	CP	1/13/21		120	1,1-Dichloroethene		< 0.0037	mg/kg	
B-3752	CP	1/13/21		120	1,2-Dichloroethane		< 0.0037	mg/kg	
B-3752	CP	1/13/21		120	Bromodichloromethane		< 0.0037	mg/kg	
B-3752	CP	1/13/21		120	Bromoform		< 0.0037	mg/kg	

Attachment 2. Table 3. Soil analytical data, Livermore Site, 2021.

Boring	Location Type	Date	Sample Type	Depth (ft)	Parameter	LOS Indicator	Result	Units	QA Flag
B-3752	CP	1/13/21		120	Carbon tetrachloride		< 0.0037	mg/kg	
B-3752	CP	1/13/21		120	Chloroform		< 0.0037	mg/kg	
B-3752	CP	1/13/21		120	Dibromochloromethane		< 0.0037	mg/kg	
B-3752	CP	1/13/21		120	Tetrachloroethene		< 0.0037	mg/kg	
B-3752	CP	1/13/21		120	Trichloroethene		0.011	mg/kg	
B-3752	CP	1/13/21		120	Trichlorofluoromethane		< 0.0037	mg/kg	
B-3752	CP	1/13/21		120	Trichlorotrifluoroethane		< 0.0037	mg/kg	
B-3752	CP	1/13/21		120	Vinyl chloride		< 0.0037	mg/kg	
B-3752	CP	1/13/21		120	cis-1,2-Dichloroethene		< 0.0037	mg/kg	
B-3752	CP	1/13/21		120	trans-1,2-Dichloroethene		< 0.0037	mg/kg	
B-3752	CP	1/13/21		130	1,1,1-Trichloroethane		< 0.0041	mg/kg	
B-3752	CP	1/13/21		130	1,1,2-Trichloroethane		< 0.0041	mg/kg	
B-3752	CP	1/13/21		130	1,1-Dichloroethane		< 0.0041	mg/kg	
B-3752	CP	1/13/21		130	1,1-Dichloroethene		< 0.0041	mg/kg	
B-3752	CP	1/13/21		130	1,2-Dichloroethane		< 0.0041	mg/kg	
B-3752	CP	1/13/21		130	Bromodichloromethane		< 0.0041	mg/kg	
B-3752	CP	1/13/21		130	Bromoform		< 0.0041	mg/kg	
B-3752	CP	1/13/21		130	Carbon tetrachloride		< 0.0041	mg/kg	
B-3752	CP	1/13/21		130	Chloroform		< 0.0041	mg/kg	
B-3752	CP	1/13/21		130	Dibromochloromethane		< 0.0041	mg/kg	
B-3752	CP	1/13/21		130	Tetrachloroethene		< 0.0041	mg/kg	
B-3752	CP	1/13/21		130	Trichloroethene		< 0.0041	mg/kg	
B-3752	CP	1/13/21		130	Trichlorofluoromethane		< 0.0041	mg/kg	
B-3752	CP	1/13/21		130	Trichlorotrifluoroethane		< 0.0041	mg/kg	
B-3752	CP	1/13/21		130	Vinyl chloride		< 0.0041	mg/kg	
B-3752	CP	1/13/21		130	cis-1,2-Dichloroethene		< 0.0041	mg/kg	
B-3752	CP	1/13/21		130	trans-1,2-Dichloroethene		< 0.0041	mg/kg	
B-3752	CP	1/13/21		140	1,1,1-Trichloroethane		< 0.0044	mg/kg	
B-3752	CP	1/13/21		140	1,1,2-Trichloroethane		< 0.0044	mg/kg	
B-3752	CP	1/13/21		140	1,1-Dichloroethane		< 0.0044	mg/kg	
B-3752	CP	1/13/21		140	1,1-Dichloroethene		< 0.0044	mg/kg	
B-3752	CP	1/13/21		140	1,2-Dichloroethane		< 0.0044	mg/kg	
B-3752	CP	1/13/21		140	Bromodichloromethane		< 0.0044	mg/kg	
B-3752	CP	1/13/21		140	Bromoform		< 0.0044	mg/kg	
B-3752	CP	1/13/21		140	Carbon tetrachloride		< 0.0044	mg/kg	
B-3752	CP	1/13/21		140	Chloroform		< 0.0044	mg/kg	
B-3752	CP	1/13/21		140	Dibromochloromethane		< 0.0044	mg/kg	
B-3752	CP	1/13/21		140	Tetrachloroethene		< 0.0044	mg/kg	
B-3752	CP	1/13/21		140	Trichloroethene		0.027	mg/kg	
B-3752	CP	1/13/21		140	Trichlorofluoromethane		< 0.0044	mg/kg	
B-3752	CP	1/13/21		140	Trichlorotrifluoroethane		< 0.0044	mg/kg	
B-3752	CP	1/13/21		140	Vinyl chloride		< 0.0044	mg/kg	
B-3752	CP	1/13/21		140	cis-1,2-Dichloroethene		< 0.0044	mg/kg	
B-3752	CP	1/13/21		140	trans-1,2-Dichloroethene		< 0.0044	mg/kg	
B-3753	CP	1/12/21		90	1,1,1-Trichloroethane		< 0.0041	mg/kg	
B-3753	CP	1/12/21		90	1,1,2-Trichloroethane		< 0.0041	mg/kg	
B-3753	CP	1/12/21		90	1,1-Dichloroethane		< 0.0041	mg/kg	
B-3753	CP	1/12/21		90	1,1-Dichloroethene		< 0.0041	mg/kg	
B-3753	CP	1/12/21		90	1,2-Dichloroethane		< 0.0041	mg/kg	
B-3753	CP	1/12/21		90	Bromodichloromethane		< 0.0041	mg/kg	
B-3753	CP	1/12/21		90	Bromoform		< 0.0041	mg/kg	
B-3753	CP	1/12/21		90	Carbon tetrachloride		< 0.0041	mg/kg	
B-3753	CP	1/12/21		90	Chloroform		< 0.0041	mg/kg	
B-3753	CP	1/12/21		90	Dibromochloromethane		< 0.0041	mg/kg	
B-3753	CP	1/12/21		90	Tetrachloroethene		< 0.0041	mg/kg	
B-3753	CP	1/12/21		90	Trichloroethene		< 0.0041	mg/kg	
B-3753	CP	1/12/21		90	Trichlorofluoromethane		< 0.0041	mg/kg	
B-3753	CP	1/12/21		90	Trichlorotrifluoroethane		< 0.0041	mg/kg	
B-3753	CP	1/12/21		90	Vinyl chloride		< 0.0041	mg/kg	
B-3753	CP	1/12/21		90	cis-1,2-Dichloroethene		< 0.0041	mg/kg	
B-3753	CP	1/12/21		90	trans-1,2-Dichloroethene		< 0.0041	mg/kg	
B-3753	CP	1/12/21		100	1,1,1-Trichloroethane		< 0.004	mg/kg	
B-3753	CP	1/12/21		100	1,1,2-Trichloroethane		< 0.004	mg/kg	
B-3753	CP	1/12/21		100	1,1-Dichloroethane		< 0.004	mg/kg	
B-3753	CP	1/12/21		100	1,1-Dichloroethene		< 0.004	mg/kg	
B-3753	CP	1/12/21		100	1,2-Dichloroethane		< 0.004	mg/kg	
B-3753	CP	1/12/21		100	Bromodichloromethane		< 0.004	mg/kg	
B-3753	CP	1/12/21		100	Bromoform		< 0.004	mg/kg	
B-3753	CP	1/12/21		100	Carbon tetrachloride		< 0.004	mg/kg	
B-3753	CP	1/12/21		100	Chloroform		< 0.004	mg/kg	
B-3753	CP	1/12/21		100	Dibromochloromethane		< 0.004	mg/kg	
B-3753	CP	1/12/21		100	Tetrachloroethene		< 0.004	mg/kg	
B-3753	CP	1/12/21		100	Trichloroethene		< 0.004	mg/kg	
B-3753	CP	1/12/21		100	Trichlorofluoromethane		< 0.004	mg/kg	
B-3753	CP	1/12/21		100	Trichlorotrifluoroethane		< 0.004	mg/kg	
B-3753	CP	1/12/21		100	Vinyl chloride		< 0.004	mg/kg	
B-3753	CP	1/12/21		100	cis-1,2-Dichloroethene		< 0.004	mg/kg	
B-3753	CP	1/12/21		100	trans-1,2-Dichloroethene		< 0.004	mg/kg	
B-3753	CP	1/12/21		110	1,1,1-Trichloroethane		< 0.0038	mg/kg	
B-3753	CP	1/12/21		110	1,1,2-Trichloroethane		< 0.0038	mg/kg	

Attachment 2. Table 3. Soil analytical data, Livermore Site, 2021.

Boring	Location Type	Date	Sample Type	Depth (ft)	Parameter	LOS Indicator	Result	Units	QA Flag
B-3753	CP	1/12/21		110	1,1-Dichloroethane		< 0.0038	mg/kg	
B-3753	CP	1/12/21		110	1,1-Dichloroethene		< 0.0038	mg/kg	
B-3753	CP	1/12/21		110	1,2-Dichloroethane		< 0.0038	mg/kg	
B-3753	CP	1/12/21		110	Bromodichloromethane		< 0.0038	mg/kg	
B-3753	CP	1/12/21		110	Bromoform		< 0.0038	mg/kg	
B-3753	CP	1/12/21		110	Carbon tetrachloride		< 0.0038	mg/kg	
B-3753	CP	1/12/21		110	Chloroform		< 0.0038	mg/kg	
B-3753	CP	1/12/21		110	Dibromochloromethane		< 0.0038	mg/kg	
B-3753	CP	1/12/21		110	Tetrachloroethene		< 0.0038	mg/kg	
B-3753	CP	1/12/21		110	Trichloroethene		< 0.0038	mg/kg	
B-3753	CP	1/12/21		110	Trichlorofluoromethane		< 0.0038	mg/kg	
B-3753	CP	1/12/21		110	Trichlorotrifluoroethane		< 0.0038	mg/kg	
B-3753	CP	1/12/21		110	Vinyl chloride		< 0.0038	mg/kg	
B-3753	CP	1/12/21		110	cis-1,2-Dichloroethene		< 0.0038	mg/kg	
B-3753	CP	1/12/21		110	trans-1,2-Dichloroethene		< 0.0038	mg/kg	
B-3753	CP	1/12/21		120	1,1,1-Trichloroethane		< 0.0039	mg/kg	
B-3753	CP	1/12/21		120	1,1,2-Trichloroethane		< 0.0039	mg/kg	
B-3753	CP	1/12/21		120	1,1-Dichloroethane		< 0.0039	mg/kg	
B-3753	CP	1/12/21		120	1,1-Dichloroethene		< 0.0039	mg/kg	
B-3753	CP	1/12/21		120	1,2-Dichloroethane		< 0.0039	mg/kg	
B-3753	CP	1/12/21		120	Bromodichloromethane		< 0.0039	mg/kg	
B-3753	CP	1/12/21		120	Bromoform		< 0.0039	mg/kg	
B-3753	CP	1/12/21		120	Carbon tetrachloride		< 0.0039	mg/kg	
B-3753	CP	1/12/21		120	Chloroform		< 0.0039	mg/kg	
B-3753	CP	1/12/21		120	Dibromochloromethane		< 0.0039	mg/kg	
B-3753	CP	1/12/21		120	Tetrachloroethene		< 0.0039	mg/kg	
B-3753	CP	1/12/21		120	Trichloroethene		0.0051	mg/kg	
B-3753	CP	1/12/21		120	Trichlorofluoromethane		< 0.0039	mg/kg	
B-3753	CP	1/12/21		120	Trichlorotrifluoroethane		< 0.0039	mg/kg	
B-3753	CP	1/12/21		120	Vinyl chloride		< 0.0039	mg/kg	
B-3753	CP	1/12/21		120	cis-1,2-Dichloroethene		< 0.0039	mg/kg	
B-3753	CP	1/12/21		120	trans-1,2-Dichloroethene		< 0.0039	mg/kg	
B-3753	CP	1/12/21		130	1,1,1-Trichloroethane		< 0.0038	mg/kg	
B-3753	CP	1/12/21		130	1,1,2-Trichloroethane		< 0.0038	mg/kg	
B-3753	CP	1/12/21		130	1,1-Dichloroethane		< 0.0038	mg/kg	
B-3753	CP	1/12/21		130	1,1-Dichloroethene		< 0.0038	mg/kg	
B-3753	CP	1/12/21		130	1,2-Dichloroethane		< 0.0038	mg/kg	
B-3753	CP	1/12/21		130	Bromodichloromethane		< 0.0038	mg/kg	
B-3753	CP	1/12/21		130	Bromoform		< 0.0038	mg/kg	
B-3753	CP	1/12/21		130	Carbon tetrachloride		< 0.0038	mg/kg	
B-3753	CP	1/12/21		130	Chloroform		< 0.0038	mg/kg	
B-3753	CP	1/12/21		130	Dibromochloromethane		< 0.0038	mg/kg	
B-3753	CP	1/12/21		130	Tetrachloroethene		< 0.0038	mg/kg	
B-3753	CP	1/12/21		130	Trichloroethene		0.0087	mg/kg	
B-3753	CP	1/12/21		130	Trichlorofluoromethane		< 0.0038	mg/kg	
B-3753	CP	1/12/21		130	Trichlorotrifluoroethane		< 0.0038	mg/kg	
B-3753	CP	1/12/21		130	Vinyl chloride		< 0.0038	mg/kg	
B-3753	CP	1/12/21		130	cis-1,2-Dichloroethene		< 0.0038	mg/kg	
B-3753	CP	1/12/21		130	trans-1,2-Dichloroethene		< 0.0038	mg/kg	
B-3753	CP	1/12/21		140	1,1,1-Trichloroethane		< 0.0035	mg/kg	
B-3753	CP	1/12/21		140	1,1,2-Trichloroethane		< 0.0035	mg/kg	
B-3753	CP	1/12/21		140	1,1-Dichloroethane		< 0.0035	mg/kg	
B-3753	CP	1/12/21		140	1,1-Dichloroethene		< 0.0035	mg/kg	
B-3753	CP	1/12/21		140	1,2-Dichloroethane		< 0.0035	mg/kg	
B-3753	CP	1/12/21		140	Bromodichloromethane		< 0.0035	mg/kg	
B-3753	CP	1/12/21		140	Bromoform		< 0.0035	mg/kg	
B-3753	CP	1/12/21		140	Carbon tetrachloride		< 0.0035	mg/kg	
B-3753	CP	1/12/21		140	Chloroform		< 0.0035	mg/kg	
B-3753	CP	1/12/21		140	Dibromochloromethane		< 0.0035	mg/kg	
B-3753	CP	1/12/21		140	Tetrachloroethene		< 0.0035	mg/kg	
B-3753	CP	1/12/21		140	Trichloroethene		0.0086	mg/kg	
B-3753	CP	1/12/21		140	Trichlorofluoromethane		< 0.0035	mg/kg	
B-3753	CP	1/12/21		140	Trichlorotrifluoroethane		< 0.0035	mg/kg	
B-3753	CP	1/12/21		140	Vinyl chloride		< 0.0035	mg/kg	
B-3753	CP	1/12/21		140	cis-1,2-Dichloroethene		< 0.0035	mg/kg	
B-3753	CP	1/12/21		140	trans-1,2-Dichloroethene		< 0.0035	mg/kg	
B-3754	CP	1/11/21		90	1,1,1-Trichloroethane		< 0.004	mg/kg	
B-3754	CP	1/11/21		90	1,1,2-Trichloroethane		< 0.004	mg/kg	
B-3754	CP	1/11/21		90	1,1-Dichloroethane		< 0.004	mg/kg	
B-3754	CP	1/11/21		90	1,1-Dichloroethene		< 0.004	mg/kg	
B-3754	CP	1/11/21		90	1,2-Dichloroethane		< 0.004	mg/kg	
B-3754	CP	1/11/21		90	Bromodichloromethane		< 0.004	mg/kg	
B-3754	CP	1/11/21		90	Bromoform		< 0.004	mg/kg	
B-3754	CP	1/11/21		90	Carbon tetrachloride		< 0.004	mg/kg	
B-3754	CP	1/11/21		90	Chloroform		< 0.004	mg/kg	
B-3754	CP	1/11/21		90	Dibromochloromethane		< 0.004	mg/kg	
B-3754	CP	1/11/21		90	Tetrachloroethene		< 0.004	mg/kg	
B-3754	CP	1/11/21		90	Trichloroethene		< 0.004	mg/kg	
B-3754	CP	1/11/21		90	Trichlorofluoromethane		< 0.004	mg/kg	
B-3754	CP	1/11/21		90	Trichlorotrifluoroethane		< 0.004	mg/kg	

Attachment 2. Table 3. Soil analytical data, Livermore Site, 2021.

Boring	Location Type	Date	Sample Type	Depth (ft)	Parameter	LOS Indicator	Result	Units	QA Flag
B-3754	CP	1/11/21		90	Vinyl chloride		< 0.004	mg/kg	
B-3754	CP	1/11/21		90	cis-1,2-Dichloroethene		< 0.004	mg/kg	
B-3754	CP	1/11/21		90	trans-1,2-Dichloroethene		< 0.004	mg/kg	
B-3754	CP	1/11/21		100	1,1,1-Trichloroethane		< 0.0041	mg/kg	
B-3754	CP	1/11/21		100	1,1,2-Trichloroethane		< 0.0041	mg/kg	
B-3754	CP	1/11/21		100	1,1-Dichloroethane		< 0.0041	mg/kg	
B-3754	CP	1/11/21		100	1,1-Dichloroethene		< 0.0041	mg/kg	
B-3754	CP	1/11/21		100	1,2-Dichloroethane		< 0.0041	mg/kg	
B-3754	CP	1/11/21		100	Bromodichloromethane		< 0.0041	mg/kg	
B-3754	CP	1/11/21		100	Bromoform		< 0.0041	mg/kg	
B-3754	CP	1/11/21		100	Carbon tetrachloride		< 0.0041	mg/kg	
B-3754	CP	1/11/21		100	Chloroform		< 0.0041	mg/kg	
B-3754	CP	1/11/21		100	Dibromochloromethane		< 0.0041	mg/kg	
B-3754	CP	1/11/21		100	Tetrachloroethene		< 0.0041	mg/kg	
B-3754	CP	1/11/21		100	Trichloroethene		0.0042	mg/kg	
B-3754	CP	1/11/21		100	Trichlorofluoromethane		< 0.0041	mg/kg	
B-3754	CP	1/11/21		100	Trichlorotrifluoroethane		< 0.0041	mg/kg	
B-3754	CP	1/11/21		100	Vinyl chloride		< 0.0041	mg/kg	
B-3754	CP	1/11/21		100	cis-1,2-Dichloroethene		< 0.0041	mg/kg	
B-3754	CP	1/11/21		100	trans-1,2-Dichloroethene		< 0.0041	mg/kg	
B-3754	CP	1/11/21		110	1,1,1-Trichloroethane		< 0.0037	mg/kg	
B-3754	CP	1/11/21		110	1,1,2-Trichloroethane		< 0.0037	mg/kg	
B-3754	CP	1/11/21		110	1,1-Dichloroethane		< 0.0037	mg/kg	
B-3754	CP	1/11/21		110	1,1-Dichloroethene		< 0.0037	mg/kg	
B-3754	CP	1/11/21		110	1,2-Dichloroethane		< 0.0037	mg/kg	
B-3754	CP	1/11/21		110	Bromodichloromethane		< 0.0037	mg/kg	
B-3754	CP	1/11/21		110	Bromoform		< 0.0037	mg/kg	
B-3754	CP	1/11/21		110	Carbon tetrachloride		< 0.0037	mg/kg	
B-3754	CP	1/11/21		110	Chloroform		< 0.0037	mg/kg	
B-3754	CP	1/11/21		110	Dibromochloromethane		< 0.0037	mg/kg	
B-3754	CP	1/11/21		110	Tetrachloroethene		< 0.0037	mg/kg	
B-3754	CP	1/11/21		110	Trichloroethene		0.016	mg/kg	
B-3754	CP	1/11/21		110	Trichlorofluoromethane		< 0.0037	mg/kg	
B-3754	CP	1/11/21		110	Trichlorotrifluoroethane		< 0.0037	mg/kg	
B-3754	CP	1/11/21		110	Vinyl chloride		< 0.0037	mg/kg	
B-3754	CP	1/11/21		110	cis-1,2-Dichloroethene		< 0.0037	mg/kg	
B-3754	CP	1/11/21		110	trans-1,2-Dichloroethene		< 0.0037	mg/kg	
B-3754	CP	1/11/21		120	1,1,1-Trichloroethane		< 0.0038	mg/kg	
B-3754	CP	1/11/21		120	1,1,2-Trichloroethane		< 0.0038	mg/kg	
B-3754	CP	1/11/21		120	1,1-Dichloroethane		< 0.0038	mg/kg	
B-3754	CP	1/11/21		120	1,1-Dichloroethene		< 0.0038	mg/kg	
B-3754	CP	1/11/21		120	1,2-Dichloroethane		< 0.0038	mg/kg	
B-3754	CP	1/11/21		120	Bromodichloromethane		< 0.0038	mg/kg	
B-3754	CP	1/11/21		120	Bromoform		< 0.0038	mg/kg	
B-3754	CP	1/11/21		120	Carbon tetrachloride		< 0.0038	mg/kg	
B-3754	CP	1/11/21		120	Chloroform		< 0.0038	mg/kg	
B-3754	CP	1/11/21		120	Dibromochloromethane		< 0.0038	mg/kg	
B-3754	CP	1/11/21		120	Tetrachloroethene		< 0.0038	mg/kg	
B-3754	CP	1/11/21		120	Trichloroethene		0.13	mg/kg	
B-3754	CP	1/11/21		120	Trichlorofluoromethane		< 0.0038	mg/kg	
B-3754	CP	1/11/21		120	Trichlorotrifluoroethane		< 0.0038	mg/kg	
B-3754	CP	1/11/21		120	Vinyl chloride		< 0.0038	mg/kg	
B-3754	CP	1/11/21		120	cis-1,2-Dichloroethene		< 0.0038	mg/kg	
B-3754	CP	1/11/21		120	trans-1,2-Dichloroethene		< 0.0038	mg/kg	
B-3754	CP	1/11/21	DUP	120	1,1,1-Trichloroethane		< 0.0038	mg/kg	
B-3754	CP	1/11/21	DUP	120	1,1,2-Trichloroethane		< 0.0038	mg/kg	
B-3754	CP	1/11/21	DUP	120	1,1-Dichloroethane		< 0.0038	mg/kg	
B-3754	CP	1/11/21	DUP	120	1,1-Dichloroethene		< 0.0038	mg/kg	
B-3754	CP	1/11/21	DUP	120	1,2-Dichloroethane		< 0.0038	mg/kg	
B-3754	CP	1/11/21	DUP	120	Bromodichloromethane		< 0.0038	mg/kg	
B-3754	CP	1/11/21	DUP	120	Bromoform		< 0.0038	mg/kg	
B-3754	CP	1/11/21	DUP	120	Carbon tetrachloride		< 0.0038	mg/kg	
B-3754	CP	1/11/21	DUP	120	Chloroform		< 0.0038	mg/kg	
B-3754	CP	1/11/21	DUP	120	Dibromochloromethane		< 0.0038	mg/kg	
B-3754	CP	1/11/21	DUP	120	Tetrachloroethene		< 0.0038	mg/kg	
B-3754	CP	1/11/21	DUP	120	Trichloroethene		0.074	mg/kg	
B-3754	CP	1/11/21	DUP	120	Trichlorofluoromethane		< 0.0038	mg/kg	
B-3754	CP	1/11/21	DUP	120	Trichlorotrifluoroethane		< 0.0038	mg/kg	
B-3754	CP	1/11/21	DUP	120	Vinyl chloride		< 0.0038	mg/kg	
B-3754	CP	1/11/21	DUP	120	cis-1,2-Dichloroethene		< 0.0038	mg/kg	
B-3754	CP	1/11/21	DUP	120	trans-1,2-Dichloroethene		< 0.0038	mg/kg	
B-3754	CP	1/11/21		130	1,1,1-Trichloroethane		< 0.0041	mg/kg	
B-3754	CP	1/11/21		130	1,1,2-Trichloroethane		< 0.0041	mg/kg	
B-3754	CP	1/11/21		130	1,1-Dichloroethane		< 0.0041	mg/kg	
B-3754	CP	1/11/21		130	1,1-Dichloroethene		< 0.0041	mg/kg	
B-3754	CP	1/11/21		130	1,2-Dichloroethane		< 0.0041	mg/kg	
B-3754	CP	1/11/21		130	Bromodichloromethane		< 0.0041	mg/kg	
B-3754	CP	1/11/21		130	Bromoform		< 0.0041	mg/kg	
B-3754	CP	1/11/21		130	Carbon tetrachloride		0.023	mg/kg	
B-3754	CP	1/11/21		130	Chloroform		< 0.0041	mg/kg	

Attachment 2. Table 3. Soil analytical data, Livermore Site, 2021.

Boring	Location Type	Date	Sample Type	Depth (ft)	Parameter	LOS Indicator	Result	Units	QA Flag
B-3754	CP	1/11/21		130	Dibromochloromethane		< 0.0041	mg/kg	
B-3754	CP	1/11/21		130	Tetrachloroethene		< 0.0041	mg/kg	
B-3754	CP	1/11/21		130	Trichloroethene		0.45	mg/kg	D
B-3754	CP	1/11/21		130	Trichlorofluoromethane		< 0.0041	mg/kg	
B-3754	CP	1/11/21		130	Trichlorotrifluoroethane		< 0.0041	mg/kg	
B-3754	CP	1/11/21		130	Vinyl chloride		< 0.0041	mg/kg	
B-3754	CP	1/11/21		130	cis-1,2-Dichloroethene		< 0.0041	mg/kg	
B-3754	CP	1/11/21		130	trans-1,2-Dichloroethene		< 0.0041	mg/kg	
B-3754	CP	1/11/21		140	1,1,1-Trichloroethane		< 0.0041	mg/kg	
B-3754	CP	1/11/21		140	1,1,2-Trichloroethane		< 0.0041	mg/kg	
B-3754	CP	1/11/21		140	1,1-Dichloroethane		< 0.0041	mg/kg	
B-3754	CP	1/11/21		140	1,1-Dichloroethene		< 0.0041	mg/kg	
B-3754	CP	1/11/21		140	1,2-Dichloroethane		< 0.0041	mg/kg	
B-3754	CP	1/11/21		140	Bromodichloromethane		< 0.0041	mg/kg	
B-3754	CP	1/11/21		140	Bromoform		< 0.0041	mg/kg	
B-3754	CP	1/11/21		140	Carbon tetrachloride		< 0.0041	mg/kg	
B-3754	CP	1/11/21		140	Chloroform		< 0.0041	mg/kg	
B-3754	CP	1/11/21		140	Dibromochloromethane		< 0.0041	mg/kg	
B-3754	CP	1/11/21		140	Tetrachloroethene		< 0.0041	mg/kg	
B-3754	CP	1/11/21		140	Trichloroethene		0.068	mg/kg	
B-3754	CP	1/11/21		140	Trichlorofluoromethane		< 0.0041	mg/kg	
B-3754	CP	1/11/21		140	Trichlorotrifluoroethane		< 0.0041	mg/kg	
B-3754	CP	1/11/21		140	Vinyl chloride		< 0.0041	mg/kg	
B-3754	CP	1/11/21		140	cis-1,2-Dichloroethene		< 0.0041	mg/kg	
B-3754	CP	1/11/21		140	trans-1,2-Dichloroethene		< 0.0041	mg/kg	
B-3771	BH	9/27/21		68	1,1,1-Trichloroethane		< 0.0036	mg/kg	
B-3771	BH	9/27/21		68	1,1,2-Trichloroethane		< 0.0036	mg/kg	
B-3771	BH	9/27/21		68	1,1-Dichloroethane		< 0.0036	mg/kg	
B-3771	BH	9/27/21		68	1,1-Dichloroethene		< 0.0036	mg/kg	
B-3771	BH	9/27/21		68	1,2-Dichloroethane		< 0.0036	mg/kg	
B-3771	BH	9/27/21		68	Bromodichloromethane		< 0.0036	mg/kg	
B-3771	BH	9/27/21		68	Bromoform		< 0.0036	mg/kg	
B-3771	BH	9/27/21		68	Carbon tetrachloride		< 0.0036	mg/kg	
B-3771	BH	9/27/21		68	Chloroform		< 0.0036	mg/kg	
B-3771	BH	9/27/21		68	Dibromochloromethane		< 0.0036	mg/kg	
B-3771	BH	9/27/21		68	Tetrachloroethene		< 0.0036	mg/kg	
B-3771	BH	9/27/21		68	Trichloroethene		< 0.0036	mg/kg	
B-3771	BH	9/27/21		68	Trichlorofluoromethane		< 0.0036	mg/kg	
B-3771	BH	9/27/21		68	Trichlorotrifluoroethane		< 0.0036	mg/kg	
B-3771	BH	9/27/21		68	Vinyl chloride		< 0.0036	mg/kg	
B-3771	BH	9/27/21		68	cis-1,2-Dichloroethene		< 0.0036	mg/kg	
B-3771	BH	9/27/21		68	trans-1,2-Dichloroethene		< 0.0036	mg/kg	
B-3771	BH	9/27/21		69.6	1,1,1-Trichloroethane		< 0.0037	mg/kg	
B-3771	BH	9/27/21		69.6	1,1,2-Trichloroethane		< 0.0037	mg/kg	
B-3771	BH	9/27/21		69.6	1,1-Dichloroethane		< 0.0037	mg/kg	
B-3771	BH	9/27/21		69.6	1,1-Dichloroethene		< 0.0037	mg/kg	
B-3771	BH	9/27/21		69.6	1,2-Dichloroethane		< 0.0037	mg/kg	
B-3771	BH	9/27/21		69.6	Bromodichloromethane		< 0.0037	mg/kg	
B-3771	BH	9/27/21		69.6	Bromoform		< 0.0037	mg/kg	
B-3771	BH	9/27/21		69.6	Carbon tetrachloride		< 0.0037	mg/kg	
B-3771	BH	9/27/21		69.6	Chloroform		< 0.0037	mg/kg	
B-3771	BH	9/27/21		69.6	Dibromochloromethane		< 0.0037	mg/kg	
B-3771	BH	9/27/21		69.6	Tetrachloroethene		< 0.0037	mg/kg	
B-3771	BH	9/27/21		69.6	Trichloroethene		< 0.0037	mg/kg	
B-3771	BH	9/27/21		69.6	Trichlorofluoromethane		< 0.0037	mg/kg	
B-3771	BH	9/27/21		69.6	Trichlorotrifluoroethane		< 0.0037	mg/kg	
B-3771	BH	9/27/21		69.6	Vinyl chloride		< 0.0037	mg/kg	
B-3771	BH	9/27/21		69.6	cis-1,2-Dichloroethene		< 0.0037	mg/kg	
B-3771	BH	9/27/21		69.6	trans-1,2-Dichloroethene		< 0.0037	mg/kg	
B-3771	BH	9/27/21		70.6	1,1,1-Trichloroethane		< 0.0037	mg/kg	
B-3771	BH	9/27/21		70.6	1,1,2-Trichloroethane		< 0.0037	mg/kg	
B-3771	BH	9/27/21		70.6	1,1-Dichloroethane		< 0.0037	mg/kg	
B-3771	BH	9/27/21		70.6	1,1-Dichloroethene		< 0.0037	mg/kg	
B-3771	BH	9/27/21		70.6	1,2-Dichloroethane		< 0.0037	mg/kg	
B-3771	BH	9/27/21		70.6	Bromodichloromethane		< 0.0037	mg/kg	
B-3771	BH	9/27/21		70.6	Bromoform		< 0.0037	mg/kg	
B-3771	BH	9/27/21		70.6	Carbon tetrachloride		< 0.0037	mg/kg	
B-3771	BH	9/27/21		70.6	Chloroform		< 0.0037	mg/kg	
B-3771	BH	9/27/21		70.6	Dibromochloromethane		< 0.0037	mg/kg	
B-3771	BH	9/27/21		70.6	Tetrachloroethene		< 0.0037	mg/kg	
B-3771	BH	9/27/21		70.6	Trichloroethene		< 0.0037	mg/kg	
B-3771	BH	9/27/21		70.6	Trichlorofluoromethane		< 0.0037	mg/kg	
B-3771	BH	9/27/21		70.6	Trichlorotrifluoroethane		< 0.0037	mg/kg	
B-3771	BH	9/27/21		70.6	Vinyl chloride		< 0.0037	mg/kg	
B-3771	BH	9/27/21		70.6	cis-1,2-Dichloroethene		< 0.0037	mg/kg	
B-3771	BH	9/27/21		70.6	trans-1,2-Dichloroethene		< 0.0037	mg/kg	
B-3771	BH	9/27/21		71.6	1,1,1-Trichloroethane		< 0.0038	mg/kg	
B-3771	BH	9/27/21		71.6	1,1,2-Trichloroethane		< 0.0038	mg/kg	
B-3771	BH	9/27/21		71.6	1,1-Dichloroethane		< 0.0038	mg/kg	
B-3771	BH	9/27/21		71.6	1,1-Dichloroethene		< 0.0038	mg/kg	

Attachment 2. Table 3. Soil analytical data, Livermore Site, 2021.

Boring	Location Type	Date	Sample Type	Depth (ft)	Parameter	LOS Indicator	Result	Units	QA Flag
B-3771	BH	9/27/21		71.6	1,2-Dichloroethane		< 0.0038	mg/kg	
B-3771	BH	9/27/21		71.6	Bromodichloromethane		< 0.0038	mg/kg	
B-3771	BH	9/27/21		71.6	Bromoform		< 0.0038	mg/kg	
B-3771	BH	9/27/21		71.6	Carbon tetrachloride		< 0.0038	mg/kg	
B-3771	BH	9/27/21		71.6	Chloroform		< 0.0038	mg/kg	
B-3771	BH	9/27/21		71.6	Dibromochloromethane		< 0.0038	mg/kg	
B-3771	BH	9/27/21		71.6	Tetrachloroethene		< 0.0038	mg/kg	
B-3771	BH	9/27/21		71.6	Trichloroethene		< 0.0038	mg/kg	
B-3771	BH	9/27/21		71.6	Trichlorofluoromethane		< 0.0038	mg/kg	
B-3771	BH	9/27/21		71.6	Trichlorotrifluoroethane		< 0.0038	mg/kg	
B-3771	BH	9/27/21		71.6	Vinyl chloride		< 0.0038	mg/kg	
B-3771	BH	9/27/21		71.6	cis-1,2-Dichloroethene		< 0.0038	mg/kg	
B-3771	BH	9/27/21		71.6	trans-1,2-Dichloroethene		< 0.0038	mg/kg	
B-3771	BH	9/27/21		72.6	1,1,1-Trichloroethane		< 0.0038	mg/kg	
B-3771	BH	9/27/21		72.6	1,1,2-Trichloroethane		< 0.0038	mg/kg	
B-3771	BH	9/27/21		72.6	1,1-Dichloroethane		< 0.0038	mg/kg	
B-3771	BH	9/27/21		72.6	1,1-Dichloroethene		< 0.0038	mg/kg	
B-3771	BH	9/27/21		72.6	1,2-Dichloroethane		< 0.0038	mg/kg	
B-3771	BH	9/27/21		72.6	Bromodichloromethane		< 0.0038	mg/kg	
B-3771	BH	9/27/21		72.6	Bromoform		< 0.0038	mg/kg	
B-3771	BH	9/27/21		72.6	Carbon tetrachloride		< 0.0038	mg/kg	
B-3771	BH	9/27/21		72.6	Chloroform		< 0.0038	mg/kg	
B-3771	BH	9/27/21		72.6	Dibromochloromethane		< 0.0038	mg/kg	
B-3771	BH	9/27/21		72.6	Tetrachloroethene		< 0.0038	mg/kg	
B-3771	BH	9/27/21		72.6	Trichloroethene		< 0.0038	mg/kg	
B-3771	BH	9/27/21		72.6	Trichlorofluoromethane		< 0.0038	mg/kg	
B-3771	BH	9/27/21		72.6	Trichlorotrifluoroethane		< 0.0038	mg/kg	
B-3771	BH	9/27/21		72.6	Vinyl chloride		< 0.0038	mg/kg	
B-3771	BH	9/27/21		72.6	cis-1,2-Dichloroethene		< 0.0038	mg/kg	
B-3771	BH	9/27/21		72.6	trans-1,2-Dichloroethene		< 0.0038	mg/kg	
B-3771	BH	9/28/21		73	1,1,1-Trichloroethane		< 0.0037	mg/kg	
B-3771	BH	9/28/21		73	1,1,2-Trichloroethane		< 0.0037	mg/kg	
B-3771	BH	9/28/21		73	1,1-Dichloroethane		< 0.0037	mg/kg	
B-3771	BH	9/28/21		73	1,1-Dichloroethene		< 0.0037	mg/kg	
B-3771	BH	9/28/21		73	1,2-Dichloroethane		< 0.0037	mg/kg	
B-3771	BH	9/28/21		73	Bromodichloromethane		< 0.0037	mg/kg	
B-3771	BH	9/28/21		73	Bromoform		< 0.0037	mg/kg	
B-3771	BH	9/28/21		73	Carbon tetrachloride		< 0.0037	mg/kg	
B-3771	BH	9/28/21		73	Chloroform		< 0.0037	mg/kg	
B-3771	BH	9/28/21		73	Dibromochloromethane		< 0.0037	mg/kg	
B-3771	BH	9/28/21		73	Tetrachloroethene		< 0.0037	mg/kg	
B-3771	BH	9/28/21		73	Trichloroethene		< 0.0037	mg/kg	
B-3771	BH	9/28/21		73	Trichlorofluoromethane		< 0.0037	mg/kg	
B-3771	BH	9/28/21		73	Trichlorotrifluoroethane		< 0.0037	mg/kg	
B-3771	BH	9/28/21		73	Vinyl chloride		< 0.0037	mg/kg	
B-3771	BH	9/28/21		73	cis-1,2-Dichloroethene		< 0.0037	mg/kg	
B-3771	BH	9/28/21		73	trans-1,2-Dichloroethene		< 0.0037	mg/kg	
B-3771	BH	9/28/21		74.2	1,1,1-Trichloroethane		< 0.0037	mg/kg	
B-3771	BH	9/28/21		74.2	1,1,2-Trichloroethane		< 0.0037	mg/kg	
B-3771	BH	9/28/21		74.2	1,1-Dichloroethane		< 0.0037	mg/kg	
B-3771	BH	9/28/21		74.2	1,1-Dichloroethene		< 0.0037	mg/kg	
B-3771	BH	9/28/21		74.2	1,2-Dichloroethane		< 0.0037	mg/kg	
B-3771	BH	9/28/21		74.2	Bromodichloromethane		< 0.0037	mg/kg	
B-3771	BH	9/28/21		74.2	Bromoform		< 0.0037	mg/kg	
B-3771	BH	9/28/21		74.2	Carbon tetrachloride		< 0.0037	mg/kg	
B-3771	BH	9/28/21		74.2	Chloroform		< 0.0037	mg/kg	
B-3771	BH	9/28/21		74.2	Dibromochloromethane		< 0.0037	mg/kg	
B-3771	BH	9/28/21		74.2	Tetrachloroethene		< 0.0037	mg/kg	
B-3771	BH	9/28/21		74.2	Trichloroethene		< 0.0037	mg/kg	
B-3771	BH	9/28/21		74.2	Trichlorofluoromethane		< 0.0037	mg/kg	
B-3771	BH	9/28/21		74.2	Trichlorotrifluoroethane		< 0.0037	mg/kg	
B-3771	BH	9/28/21		74.2	Vinyl chloride		< 0.0037	mg/kg	
B-3771	BH	9/28/21		74.2	cis-1,2-Dichloroethene		< 0.0037	mg/kg	
B-3771	BH	9/28/21		74.2	trans-1,2-Dichloroethene		< 0.0037	mg/kg	
B-3771	BH	9/28/21		74.6	1,1,1-Trichloroethane		< 0.0036	mg/kg	
B-3771	BH	9/28/21		74.6	1,1,2-Trichloroethane		< 0.0036	mg/kg	
B-3771	BH	9/28/21		74.6	1,1-Dichloroethane		< 0.0036	mg/kg	
B-3771	BH	9/28/21		74.6	1,1-Dichloroethene		< 0.0036	mg/kg	
B-3771	BH	9/28/21		74.6	1,2-Dichloroethane		< 0.0036	mg/kg	
B-3771	BH	9/28/21		74.6	Bromodichloromethane		< 0.0036	mg/kg	
B-3771	BH	9/28/21		74.6	Bromoform		< 0.0036	mg/kg	
B-3771	BH	9/28/21		74.6	Carbon tetrachloride		< 0.0036	mg/kg	
B-3771	BH	9/28/21		74.6	Chloroform		< 0.0036	mg/kg	
B-3771	BH	9/28/21		74.6	Dibromochloromethane		< 0.0036	mg/kg	
B-3771	BH	9/28/21		74.6	Tetrachloroethene		< 0.0036	mg/kg	
B-3771	BH	9/28/21		74.6	Trichloroethene		< 0.0036	mg/kg	
B-3771	BH	9/28/21		74.6	Trichlorofluoromethane		< 0.0036	mg/kg	
B-3771	BH	9/28/21		74.6	Trichlorotrifluoroethane		< 0.0036	mg/kg	
B-3771	BH	9/28/21		74.6	Vinyl chloride		< 0.0036	mg/kg	
B-3771	BH	9/28/21		74.6	cis-1,2-Dichloroethene		< 0.0036	mg/kg	

Attachment 2. Table 3. Soil analytical data, Livermore Site, 2021.

Boring	Location Type	Date	Sample Type	Depth (ft)	Parameter	LOS Indicator	Result	Units	QA Flag
B-3771	BH	9/28/21		74.6	trans-1,2-Dichloroethene		< 0.0036	mg/kg	
B-3771	BH	9/28/21		75.6	1,1,1-Trichloroethane		< 0.0035	mg/kg	
B-3771	BH	9/28/21		75.6	1,1,2-Trichloroethane		< 0.0035	mg/kg	
B-3771	BH	9/28/21		75.6	1,1-Dichloroethane		< 0.0035	mg/kg	
B-3771	BH	9/28/21		75.6	1,1-Dichloroethene		< 0.0035	mg/kg	
B-3771	BH	9/28/21		75.6	1,2-Dichloroethane		< 0.0035	mg/kg	
B-3771	BH	9/28/21		75.6	Bromodichloromethane		< 0.0035	mg/kg	
B-3771	BH	9/28/21		75.6	Bromoform		< 0.0035	mg/kg	
B-3771	BH	9/28/21		75.6	Carbon tetrachloride		< 0.0035	mg/kg	
B-3771	BH	9/28/21		75.6	Chloroform		< 0.0035	mg/kg	
B-3771	BH	9/28/21		75.6	Dibromochloromethane		< 0.0035	mg/kg	
B-3771	BH	9/28/21		75.6	Tetrachloroethene		< 0.0035	mg/kg	
B-3771	BH	9/28/21		75.6	Trichloroethene		< 0.0035	mg/kg	
B-3771	BH	9/28/21		75.6	Trichlorofluoromethane		< 0.0035	mg/kg	
B-3771	BH	9/28/21		75.6	Trichlorotrifluoroethane		< 0.0035	mg/kg	
B-3771	BH	9/28/21		75.6	Vinyl chloride		< 0.0035	mg/kg	
B-3771	BH	9/28/21		75.6	cis-1,2-Dichloroethene		< 0.0035	mg/kg	
B-3771	BH	9/28/21		75.6	trans-1,2-Dichloroethene		< 0.0035	mg/kg	
B-3771	BH	9/28/21		76	1,1,1-Trichloroethane		< 0.0037	mg/kg	
B-3771	BH	9/28/21		76	1,1,2-Trichloroethane		< 0.0037	mg/kg	
B-3771	BH	9/28/21		76	1,1-Dichloroethane		< 0.0037	mg/kg	
B-3771	BH	9/28/21		76	1,1-Dichloroethene		< 0.0037	mg/kg	
B-3771	BH	9/28/21		76	1,2-Dichloroethane		< 0.0037	mg/kg	
B-3771	BH	9/28/21		76	Bromodichloromethane		< 0.0037	mg/kg	
B-3771	BH	9/28/21		76	Bromoform		< 0.0037	mg/kg	
B-3771	BH	9/28/21		76	Carbon tetrachloride		< 0.0037	mg/kg	
B-3771	BH	9/28/21		76	Chloroform		< 0.0037	mg/kg	
B-3771	BH	9/28/21		76	Dibromochloromethane		< 0.0037	mg/kg	
B-3771	BH	9/28/21		76	Tetrachloroethene		< 0.0037	mg/kg	
B-3771	BH	9/28/21		76	Trichloroethene		< 0.0037	mg/kg	
B-3771	BH	9/28/21		76	Trichlorofluoromethane		< 0.0037	mg/kg	
B-3771	BH	9/28/21		76	Trichlorotrifluoroethane		< 0.0037	mg/kg	
B-3771	BH	9/28/21		76	Vinyl chloride		< 0.0037	mg/kg	
B-3771	BH	9/28/21		76	cis-1,2-Dichloroethene		< 0.0037	mg/kg	
B-3771	BH	9/28/21		76	trans-1,2-Dichloroethene		< 0.0037	mg/kg	
B-3771	BH	9/28/21		76.3	1,1,1-Trichloroethane		< 0.0062	mg/kg	D
B-3771	BH	9/28/21		76.3	1,1,2-Trichloroethane		< 0.0062	mg/kg	D
B-3771	BH	9/28/21		76.3	1,1-Dichloroethane		< 0.0062	mg/kg	D
B-3771	BH	9/28/21		76.3	1,1-Dichloroethene		< 0.0062	mg/kg	D
B-3771	BH	9/28/21		76.3	1,2-Dichloroethane		< 0.0062	mg/kg	D
B-3771	BH	9/28/21		76.3	Bromodichloromethane		< 0.0062	mg/kg	D
B-3771	BH	9/28/21		76.3	Bromoform		< 0.0062	mg/kg	D
B-3771	BH	9/28/21		76.3	Carbon tetrachloride		< 0.0062	mg/kg	D
B-3771	BH	9/28/21		76.3	Chloroform		< 0.0062	mg/kg	D
B-3771	BH	9/28/21		76.3	Dibromochloromethane		< 0.0062	mg/kg	D
B-3771	BH	9/28/21		76.3	Tetrachloroethene		< 0.0062	mg/kg	D
B-3771	BH	9/28/21		76.3	Trichloroethene		< 0.0062	mg/kg	D
B-3771	BH	9/28/21		76.3	Trichlorofluoromethane		< 0.0062	mg/kg	D
B-3771	BH	9/28/21		76.3	Trichlorotrifluoroethane		< 0.0062	mg/kg	D
B-3771	BH	9/28/21		76.3	Vinyl chloride		< 0.0062	mg/kg	D
B-3771	BH	9/28/21		76.3	cis-1,2-Dichloroethene		< 0.0062	mg/kg	D
B-3771	BH	9/28/21		76.3	trans-1,2-Dichloroethene		< 0.0062	mg/kg	D
B-3771	BH	9/28/21		76.5	1,1,1-Trichloroethane		< 0.0036	mg/kg	
B-3771	BH	9/28/21		76.5	1,1,2-Trichloroethane		< 0.0036	mg/kg	
B-3771	BH	9/28/21		76.5	1,1-Dichloroethane		< 0.0036	mg/kg	
B-3771	BH	9/28/21		76.5	1,1-Dichloroethene		< 0.0036	mg/kg	
B-3771	BH	9/28/21		76.5	1,2-Dichloroethane		< 0.0036	mg/kg	
B-3771	BH	9/28/21		76.5	Bromodichloromethane		< 0.0036	mg/kg	
B-3771	BH	9/28/21		76.5	Bromoform		< 0.0036	mg/kg	
B-3771	BH	9/28/21		76.5	Carbon tetrachloride		< 0.0036	mg/kg	
B-3771	BH	9/28/21		76.5	Chloroform		< 0.0036	mg/kg	
B-3771	BH	9/28/21		76.5	Dibromochloromethane		< 0.0036	mg/kg	
B-3771	BH	9/28/21		76.5	Tetrachloroethene		< 0.0036	mg/kg	
B-3771	BH	9/28/21		76.5	Trichloroethene		< 0.0036	mg/kg	
B-3771	BH	9/28/21		76.5	Trichlorofluoromethane		< 0.0036	mg/kg	
B-3771	BH	9/28/21		76.5	Trichlorotrifluoroethane		< 0.0036	mg/kg	
B-3771	BH	9/28/21		76.5	Vinyl chloride		< 0.0036	mg/kg	
B-3771	BH	9/28/21		76.5	cis-1,2-Dichloroethene		< 0.0036	mg/kg	
B-3771	BH	9/28/21		76.5	trans-1,2-Dichloroethene		< 0.0036	mg/kg	
B-3771	BH	9/28/21		76.6	1,1,1-Trichloroethane		< 0.0032	mg/kg	
B-3771	BH	9/28/21		76.6	1,1,2-Trichloroethane		< 0.0032	mg/kg	
B-3771	BH	9/28/21		76.6	1,1-Dichloroethane		< 0.0032	mg/kg	
B-3771	BH	9/28/21		76.6	1,1-Dichloroethene		< 0.0032	mg/kg	
B-3771	BH	9/28/21		76.6	1,2-Dichloroethane		< 0.0032	mg/kg	
B-3771	BH	9/28/21		76.6	Bromodichloromethane		< 0.0032	mg/kg	
B-3771	BH	9/28/21		76.6	Bromoform		< 0.0032	mg/kg	
B-3771	BH	9/28/21		76.6	Carbon tetrachloride		< 0.0032	mg/kg	
B-3771	BH	9/28/21		76.6	Chloroform		< 0.0032	mg/kg	
B-3771	BH	9/28/21		76.6	Dibromochloromethane		< 0.0032	mg/kg	
B-3771	BH	9/28/21		76.6	Tetrachloroethene		< 0.0032	mg/kg	

Attachment 2. Table 3. Soil analytical data, Livermore Site, 2021.

Boring	Location Type	Date	Sample Type	Depth (ft)	Parameter	LOS Indicator	Result	Units	QA Flag
B-3771	BH	9/28/21		76.6	Trichloroethene		< 0.0032	mg/kg	
B-3771	BH	9/28/21		76.6	Trichlorofluoromethane		< 0.0032	mg/kg	
B-3771	BH	9/28/21		76.6	Trichlorotrifluoroethane		< 0.0032	mg/kg	
B-3771	BH	9/28/21		76.6	Vinyl chloride		< 0.0032	mg/kg	
B-3771	BH	9/28/21		76.6	cis-1,2-Dichloroethene		< 0.0032	mg/kg	
B-3771	BH	9/28/21		76.6	trans-1,2-Dichloroethene		< 0.0032	mg/kg	
B-3771	BH	9/28/21		76.9	1,1,1-Trichloroethane		< 0.0038	mg/kg	
B-3771	BH	9/28/21		76.9	1,1,2-Trichloroethane		< 0.0038	mg/kg	
B-3771	BH	9/28/21		76.9	1,1-Dichloroethane		< 0.0038	mg/kg	
B-3771	BH	9/28/21		76.9	1,1-Dichloroethene		< 0.0038	mg/kg	
B-3771	BH	9/28/21		76.9	1,2-Dichloroethane		< 0.0038	mg/kg	
B-3771	BH	9/28/21		76.9	Bromodichloromethane		< 0.0038	mg/kg	
B-3771	BH	9/28/21		76.9	Bromoform		< 0.0038	mg/kg	
B-3771	BH	9/28/21		76.9	Carbon tetrachloride		< 0.0038	mg/kg	
B-3771	BH	9/28/21		76.9	Chloroform		< 0.0038	mg/kg	
B-3771	BH	9/28/21		76.9	Dibromochloromethane		< 0.0038	mg/kg	
B-3771	BH	9/28/21		76.9	Tetrachloroethene		< 0.0038	mg/kg	
B-3771	BH	9/28/21		76.9	Trichloroethene		< 0.0038	mg/kg	
B-3771	BH	9/28/21		76.9	Trichlorofluoromethane		< 0.0038	mg/kg	
B-3771	BH	9/28/21		76.9	Trichlorotrifluoroethane		< 0.0038	mg/kg	
B-3771	BH	9/28/21		76.9	Vinyl chloride		< 0.0038	mg/kg	
B-3771	BH	9/28/21		76.9	cis-1,2-Dichloroethene		< 0.0038	mg/kg	
B-3771	BH	9/28/21		76.9	trans-1,2-Dichloroethene		< 0.0038	mg/kg	
B-3771	BH	9/28/21		77.7	1,1,1-Trichloroethane		< 0.0035	mg/kg	
B-3771	BH	9/28/21		77.7	1,1,2-Trichloroethane		< 0.0035	mg/kg	
B-3771	BH	9/28/21		77.7	1,1-Dichloroethane		< 0.0035	mg/kg	
B-3771	BH	9/28/21		77.7	1,1-Dichloroethene		< 0.0035	mg/kg	
B-3771	BH	9/28/21		77.7	1,2-Dichloroethane		< 0.0035	mg/kg	
B-3771	BH	9/28/21		77.7	Bromodichloromethane		< 0.0035	mg/kg	
B-3771	BH	9/28/21		77.7	Bromoform		< 0.0035	mg/kg	
B-3771	BH	9/28/21		77.7	Carbon tetrachloride		< 0.0035	mg/kg	
B-3771	BH	9/28/21		77.7	Chloroform		< 0.0035	mg/kg	
B-3771	BH	9/28/21		77.7	Dibromochloromethane		< 0.0035	mg/kg	
B-3771	BH	9/28/21		77.7	Tetrachloroethene		< 0.0035	mg/kg	
B-3771	BH	9/28/21		77.7	Trichloroethene		< 0.0035	mg/kg	
B-3771	BH	9/28/21		77.7	Trichlorofluoromethane		< 0.0035	mg/kg	
B-3771	BH	9/28/21		77.7	Trichlorotrifluoroethane		< 0.0035	mg/kg	
B-3771	BH	9/28/21		77.7	Vinyl chloride		< 0.0035	mg/kg	
B-3771	BH	9/28/21		77.7	cis-1,2-Dichloroethene		< 0.0035	mg/kg	
B-3771	BH	9/28/21		77.7	trans-1,2-Dichloroethene		< 0.0035	mg/kg	
B-3771	BH	9/28/21		78.7	1,1,1-Trichloroethane		< 0.0039	mg/kg	
B-3771	BH	9/28/21		78.7	1,1,2-Trichloroethane		< 0.0039	mg/kg	
B-3771	BH	9/28/21		78.7	1,1-Dichloroethane		< 0.0039	mg/kg	
B-3771	BH	9/28/21		78.7	1,1-Dichloroethene		< 0.0039	mg/kg	
B-3771	BH	9/28/21		78.7	1,2-Dichloroethane		< 0.0039	mg/kg	
B-3771	BH	9/28/21		78.7	Bromodichloromethane		< 0.0039	mg/kg	
B-3771	BH	9/28/21		78.7	Bromoform		< 0.0039	mg/kg	
B-3771	BH	9/28/21		78.7	Carbon tetrachloride		< 0.0039	mg/kg	
B-3771	BH	9/28/21		78.7	Chloroform		< 0.0039	mg/kg	
B-3771	BH	9/28/21		78.7	Dibromochloromethane		< 0.0039	mg/kg	
B-3771	BH	9/28/21		78.7	Tetrachloroethene		< 0.0039	mg/kg	
B-3771	BH	9/28/21		78.7	Trichloroethene		< 0.0039	mg/kg	
B-3771	BH	9/28/21		78.7	Trichlorofluoromethane		< 0.0039	mg/kg	
B-3771	BH	9/28/21		78.7	Trichlorotrifluoroethane		< 0.0039	mg/kg	
B-3771	BH	9/28/21		78.7	Vinyl chloride		< 0.0039	mg/kg	
B-3771	BH	9/28/21		78.7	cis-1,2-Dichloroethene		< 0.0039	mg/kg	
B-3771	BH	9/28/21		78.7	trans-1,2-Dichloroethene		< 0.0039	mg/kg	
B-3771	BH	9/28/21	DUP	78.7	1,1,1-Trichloroethane		< 0.0038	mg/kg	
B-3771	BH	9/28/21	DUP	78.7	1,1,2-Trichloroethane		< 0.0038	mg/kg	
B-3771	BH	9/28/21	DUP	78.7	1,1-Dichloroethane		< 0.0038	mg/kg	
B-3771	BH	9/28/21	DUP	78.7	1,1-Dichloroethene		< 0.0038	mg/kg	
B-3771	BH	9/28/21	DUP	78.7	1,2-Dichloroethane		< 0.0038	mg/kg	
B-3771	BH	9/28/21	DUP	78.7	Bromodichloromethane		< 0.0038	mg/kg	
B-3771	BH	9/28/21	DUP	78.7	Bromoform		< 0.0038	mg/kg	
B-3771	BH	9/28/21	DUP	78.7	Carbon tetrachloride		< 0.0038	mg/kg	
B-3771	BH	9/28/21	DUP	78.7	Chloroform		< 0.0038	mg/kg	
B-3771	BH	9/28/21	DUP	78.7	Dibromochloromethane		< 0.0038	mg/kg	
B-3771	BH	9/28/21	DUP	78.7	Tetrachloroethene		< 0.0038	mg/kg	
B-3771	BH	9/28/21	DUP	78.7	Trichloroethene		< 0.0038	mg/kg	
B-3771	BH	9/28/21	DUP	78.7	Trichlorofluoromethane		< 0.0038	mg/kg	
B-3771	BH	9/28/21	DUP	78.7	Trichlorotrifluoroethane		< 0.0038	mg/kg	
B-3771	BH	9/28/21	DUP	78.7	Vinyl chloride		< 0.0038	mg/kg	
B-3771	BH	9/28/21	DUP	78.7	cis-1,2-Dichloroethene		< 0.0038	mg/kg	
B-3771	BH	9/28/21	DUP	78.7	trans-1,2-Dichloroethene		< 0.0038	mg/kg	
B-3772	BH	9/29/21		58.4	1,1,1-Trichloroethane		< 0.0039	mg/kg	
B-3772	BH	9/29/21		58.4	1,1,2-Trichloroethane		< 0.0039	mg/kg	
B-3772	BH	9/29/21		58.4	1,1-Dichloroethane		< 0.0039	mg/kg	
B-3772	BH	9/29/21		58.4	1,1-Dichloroethene		< 0.0039	mg/kg	
B-3772	BH	9/29/21		58.4	1,2-Dichloroethane		< 0.0039	mg/kg	
B-3772	BH	9/29/21		58.4	Bromodichloromethane		< 0.0039	mg/kg	

Attachment 2. Table 3. Soil analytical data, Livermore Site, 2021.

Boring	Location Type	Date	Sample Type	Depth (ft)	Parameter	LOS Indicator	Result	Units	QA Flag
B-3772	BH	9/29/21		58.4	Bromoform		< 0.0039	mg/kg	
B-3772	BH	9/29/21		58.4	Carbon tetrachloride		< 0.0039	mg/kg	
B-3772	BH	9/29/21		58.4	Chloroform		< 0.0039	mg/kg	
B-3772	BH	9/29/21		58.4	Dibromochloromethane		< 0.0039	mg/kg	
B-3772	BH	9/29/21		58.4	Tetrachloroethene		< 0.0039	mg/kg	
B-3772	BH	9/29/21		58.4	Trichloroethene		< 0.0039	mg/kg	
B-3772	BH	9/29/21		58.4	Trichlorofluoromethane		< 0.0039	mg/kg	
B-3772	BH	9/29/21		58.4	Trichlorotrifluoroethane		< 0.0039	mg/kg	
B-3772	BH	9/29/21		58.4	Vinyl chloride		< 0.0039	mg/kg	
B-3772	BH	9/29/21		58.4	cis-1,2-Dichloroethene		< 0.0039	mg/kg	
B-3772	BH	9/29/21		58.4	trans-1,2-Dichloroethene		< 0.0039	mg/kg	
B-3772	BH	9/29/21		59.4	1,1,1-Trichloroethane		< 0.004	mg/kg	
B-3772	BH	9/29/21		59.4	1,1,2-Trichloroethane		< 0.004	mg/kg	
B-3772	BH	9/29/21		59.4	1,1-Dichloroethane		< 0.004	mg/kg	
B-3772	BH	9/29/21		59.4	1,1-Dichloroethene		< 0.004	mg/kg	
B-3772	BH	9/29/21		59.4	1,2-Dichloroethane		< 0.004	mg/kg	
B-3772	BH	9/29/21		59.4	Bromodichloromethane		< 0.004	mg/kg	
B-3772	BH	9/29/21		59.4	Bromoform		< 0.004	mg/kg	
B-3772	BH	9/29/21		59.4	Carbon tetrachloride		< 0.004	mg/kg	
B-3772	BH	9/29/21		59.4	Chloroform		< 0.004	mg/kg	
B-3772	BH	9/29/21		59.4	Dibromochloromethane		< 0.004	mg/kg	
B-3772	BH	9/29/21		59.4	Tetrachloroethene		< 0.004	mg/kg	
B-3772	BH	9/29/21		59.4	Trichloroethene		< 0.004	mg/kg	
B-3772	BH	9/29/21		59.4	Trichlorofluoromethane		< 0.004	mg/kg	
B-3772	BH	9/29/21		59.4	Trichlorotrifluoroethane		< 0.004	mg/kg	
B-3772	BH	9/29/21		59.4	Vinyl chloride		< 0.004	mg/kg	
B-3772	BH	9/29/21		59.4	cis-1,2-Dichloroethene		< 0.004	mg/kg	
B-3772	BH	9/29/21		59.4	trans-1,2-Dichloroethene		< 0.004	mg/kg	
B-3772	BH	9/29/21		60.4	1,1,1-Trichloroethane		< 0.0035	mg/kg	
B-3772	BH	9/29/21		60.4	1,1,2-Trichloroethane		< 0.0035	mg/kg	
B-3772	BH	9/29/21		60.4	1,1-Dichloroethane		< 0.0035	mg/kg	
B-3772	BH	9/29/21		60.4	1,1-Dichloroethene		< 0.0035	mg/kg	
B-3772	BH	9/29/21		60.4	1,2-Dichloroethane		< 0.0035	mg/kg	
B-3772	BH	9/29/21		60.4	Bromodichloromethane		< 0.0035	mg/kg	
B-3772	BH	9/29/21		60.4	Bromoform		< 0.0035	mg/kg	
B-3772	BH	9/29/21		60.4	Carbon tetrachloride		< 0.0035	mg/kg	
B-3772	BH	9/29/21		60.4	Chloroform		< 0.0035	mg/kg	
B-3772	BH	9/29/21		60.4	Dibromochloromethane		< 0.0035	mg/kg	
B-3772	BH	9/29/21		60.4	Tetrachloroethene		< 0.0035	mg/kg	
B-3772	BH	9/29/21		60.4	Trichloroethene		0.0062	mg/kg	
B-3772	BH	9/29/21		60.4	Trichlorofluoromethane		< 0.0035	mg/kg	
B-3772	BH	9/29/21		60.4	Trichlorotrifluoroethane		< 0.0035	mg/kg	
B-3772	BH	9/29/21		60.4	Vinyl chloride		< 0.0035	mg/kg	
B-3772	BH	9/29/21		60.4	cis-1,2-Dichloroethene		< 0.0035	mg/kg	
B-3772	BH	9/29/21		60.4	trans-1,2-Dichloroethene		< 0.0035	mg/kg	
B-3772	BH	9/29/21		61.4	1,1,1-Trichloroethane		< 0.0037	mg/kg	
B-3772	BH	9/29/21		61.4	1,1,2-Trichloroethane		< 0.0037	mg/kg	
B-3772	BH	9/29/21		61.4	1,1-Dichloroethane		< 0.0037	mg/kg	
B-3772	BH	9/29/21		61.4	1,1-Dichloroethene		< 0.0037	mg/kg	
B-3772	BH	9/29/21		61.4	1,2-Dichloroethane		< 0.0037	mg/kg	
B-3772	BH	9/29/21		61.4	Bromodichloromethane		< 0.0037	mg/kg	
B-3772	BH	9/29/21		61.4	Bromoform		< 0.0037	mg/kg	
B-3772	BH	9/29/21		61.4	Carbon tetrachloride		< 0.0037	mg/kg	
B-3772	BH	9/29/21		61.4	Chloroform		< 0.0037	mg/kg	
B-3772	BH	9/29/21		61.4	Dibromochloromethane		< 0.0037	mg/kg	
B-3772	BH	9/29/21		61.4	Tetrachloroethene		< 0.0037	mg/kg	
B-3772	BH	9/29/21		61.4	Trichloroethene		0.0073	mg/kg	
B-3772	BH	9/29/21		61.4	Trichlorofluoromethane		< 0.0037	mg/kg	
B-3772	BH	9/29/21		61.4	Trichlorotrifluoroethane		< 0.0037	mg/kg	
B-3772	BH	9/29/21		61.4	Vinyl chloride		< 0.0037	mg/kg	
B-3772	BH	9/29/21		61.4	cis-1,2-Dichloroethene		< 0.0037	mg/kg	
B-3772	BH	9/29/21		61.4	trans-1,2-Dichloroethene		< 0.0037	mg/kg	
B-3772	BH	9/29/21		62.4	1,1,1-Trichloroethane		< 0.0035	mg/kg	
B-3772	BH	9/29/21		62.4	1,1,2-Trichloroethane		< 0.0035	mg/kg	
B-3772	BH	9/29/21		62.4	1,1-Dichloroethane		< 0.0035	mg/kg	
B-3772	BH	9/29/21		62.4	1,1-Dichloroethene		< 0.0035	mg/kg	
B-3772	BH	9/29/21		62.4	1,2-Dichloroethane		< 0.0035	mg/kg	
B-3772	BH	9/29/21		62.4	Bromodichloromethane		< 0.0035	mg/kg	
B-3772	BH	9/29/21		62.4	Bromoform		< 0.0035	mg/kg	
B-3772	BH	9/29/21		62.4	Carbon tetrachloride		< 0.0035	mg/kg	
B-3772	BH	9/29/21		62.4	Chloroform		< 0.0035	mg/kg	
B-3772	BH	9/29/21		62.4	Dibromochloromethane		< 0.0035	mg/kg	
B-3772	BH	9/29/21		62.4	Tetrachloroethene		< 0.0035	mg/kg	
B-3772	BH	9/29/21		62.4	Trichloroethene		0.0067	mg/kg	
B-3772	BH	9/29/21		62.4	Trichlorofluoromethane		< 0.0035	mg/kg	
B-3772	BH	9/29/21		62.4	Trichlorotrifluoroethane		< 0.0035	mg/kg	
B-3772	BH	9/29/21		62.4	Vinyl chloride		< 0.0035	mg/kg	
B-3772	BH	9/29/21		62.4	cis-1,2-Dichloroethene		< 0.0035	mg/kg	
B-3772	BH	9/29/21		62.4	trans-1,2-Dichloroethene		< 0.0035	mg/kg	
B-3772	BH	9/29/21		62.9	1,1,1-Trichloroethane		< 0.0035	mg/kg	

Attachment 2. Table 3. Soil analytical data, Livermore Site, 2021.

Boring	Location Type	Date	Sample Type	Depth (ft)	Parameter	LOS Indicator	Result	Units	QA Flag
B-3772	BH	9/29/21		62.9	1,1,2-Trichloroethane		< 0.0035	mg/kg	
B-3772	BH	9/29/21		62.9	1,1-Dichloroethane		< 0.0035	mg/kg	
B-3772	BH	9/29/21		62.9	1,1-Dichloroethene		< 0.0035	mg/kg	
B-3772	BH	9/29/21		62.9	1,2-Dichloroethane		< 0.0035	mg/kg	
B-3772	BH	9/29/21		62.9	Bromodichloromethane		< 0.0035	mg/kg	
B-3772	BH	9/29/21		62.9	Bromoform		< 0.0035	mg/kg	
B-3772	BH	9/29/21		62.9	Carbon tetrachloride		< 0.0035	mg/kg	
B-3772	BH	9/29/21		62.9	Chloroform		< 0.0035	mg/kg	
B-3772	BH	9/29/21		62.9	Dibromochloromethane		< 0.0035	mg/kg	
B-3772	BH	9/29/21		62.9	Tetrachloroethene		< 0.0035	mg/kg	
B-3772	BH	9/29/21		62.9	Trichloroethene		0.0065	mg/kg	
B-3772	BH	9/29/21		62.9	Trichlorofluoromethane		< 0.0035	mg/kg	
B-3772	BH	9/29/21		62.9	Trichlorotrifluoroethane		< 0.0035	mg/kg	
B-3772	BH	9/29/21		62.9	Vinyl chloride		< 0.0035	mg/kg	
B-3772	BH	9/29/21		62.9	cis-1,2-Dichloroethene		< 0.0035	mg/kg	
B-3772	BH	9/29/21		62.9	trans-1,2-Dichloroethene		< 0.0035	mg/kg	
B-3772	BH	9/29/21		64.1	1,1,1-Trichloroethane		< 0.0037	mg/kg	
B-3772	BH	9/29/21		64.1	1,1,2-Trichloroethane		< 0.0037	mg/kg	
B-3772	BH	9/29/21		64.1	1,1-Dichloroethane		< 0.0037	mg/kg	
B-3772	BH	9/29/21		64.1	1,1-Dichloroethene		< 0.0037	mg/kg	
B-3772	BH	9/29/21		64.1	1,2-Dichloroethane		< 0.0037	mg/kg	
B-3772	BH	9/29/21		64.1	Bromodichloromethane		< 0.0037	mg/kg	
B-3772	BH	9/29/21		64.1	Bromoform		< 0.0037	mg/kg	
B-3772	BH	9/29/21		64.1	Carbon tetrachloride		< 0.0037	mg/kg	
B-3772	BH	9/29/21		64.1	Chloroform		< 0.0037	mg/kg	
B-3772	BH	9/29/21		64.1	Dibromochloromethane		< 0.0037	mg/kg	
B-3772	BH	9/29/21		64.1	Tetrachloroethene		< 0.0037	mg/kg	
B-3772	BH	9/29/21		64.1	Trichloroethene		0.0039	mg/kg	
B-3772	BH	9/29/21		64.1	Trichlorofluoromethane		< 0.0037	mg/kg	
B-3772	BH	9/29/21		64.1	Trichlorotrifluoroethane		< 0.0037	mg/kg	
B-3772	BH	9/29/21		64.1	Vinyl chloride		< 0.0037	mg/kg	
B-3772	BH	9/29/21		64.1	cis-1,2-Dichloroethene		< 0.0037	mg/kg	
B-3772	BH	9/29/21		64.1	trans-1,2-Dichloroethene		< 0.0037	mg/kg	
B-3772	BH	9/29/21		64.5	1,1,1-Trichloroethane		< 0.0041	mg/kg	
B-3772	BH	9/29/21		64.5	1,1,2-Trichloroethane		< 0.0041	mg/kg	
B-3772	BH	9/29/21		64.5	1,1-Dichloroethane		< 0.0041	mg/kg	
B-3772	BH	9/29/21		64.5	1,1-Dichloroethene		< 0.0041	mg/kg	
B-3772	BH	9/29/21		64.5	1,2-Dichloroethane		< 0.0041	mg/kg	
B-3772	BH	9/29/21		64.5	Bromodichloromethane		< 0.0041	mg/kg	
B-3772	BH	9/29/21		64.5	Bromoform		< 0.0041	mg/kg	
B-3772	BH	9/29/21		64.5	Carbon tetrachloride		< 0.0041	mg/kg	
B-3772	BH	9/29/21		64.5	Chloroform		< 0.0041	mg/kg	
B-3772	BH	9/29/21		64.5	Dibromochloromethane		< 0.0041	mg/kg	
B-3772	BH	9/29/21		64.5	Tetrachloroethene		< 0.0041	mg/kg	
B-3772	BH	9/29/21		64.5	Trichloroethene		< 0.0041	mg/kg	
B-3772	BH	9/29/21		64.5	Trichlorofluoromethane		< 0.0041	mg/kg	
B-3772	BH	9/29/21		64.5	Trichlorotrifluoroethane		< 0.0041	mg/kg	
B-3772	BH	9/29/21		64.5	Vinyl chloride		< 0.0041	mg/kg	
B-3772	BH	9/29/21		64.5	cis-1,2-Dichloroethene		< 0.0041	mg/kg	
B-3772	BH	9/29/21		64.5	trans-1,2-Dichloroethene		< 0.0041	mg/kg	
B-3772	BH	9/29/21		65.5	1,1,1-Trichloroethane		< 0.0033	mg/kg	
B-3772	BH	9/29/21		65.5	1,1,2-Trichloroethane		< 0.0033	mg/kg	
B-3772	BH	9/29/21		65.5	1,1-Dichloroethane		< 0.0033	mg/kg	
B-3772	BH	9/29/21		65.5	1,1-Dichloroethene		< 0.0033	mg/kg	
B-3772	BH	9/29/21		65.5	1,2-Dichloroethane		< 0.0033	mg/kg	
B-3772	BH	9/29/21		65.5	Bromodichloromethane		< 0.0033	mg/kg	
B-3772	BH	9/29/21		65.5	Bromoform		< 0.0033	mg/kg	
B-3772	BH	9/29/21		65.5	Carbon tetrachloride		< 0.0033	mg/kg	
B-3772	BH	9/29/21		65.5	Chloroform		< 0.0033	mg/kg	
B-3772	BH	9/29/21		65.5	Dibromochloromethane		< 0.0033	mg/kg	
B-3772	BH	9/29/21		65.5	Tetrachloroethene		< 0.0033	mg/kg	
B-3772	BH	9/29/21		65.5	Trichloroethene		0.0041	mg/kg	
B-3772	BH	9/29/21		65.5	Trichlorofluoromethane		< 0.0033	mg/kg	
B-3772	BH	9/29/21		65.5	Trichlorotrifluoroethane		< 0.0033	mg/kg	
B-3772	BH	9/29/21		65.5	Vinyl chloride		< 0.0033	mg/kg	
B-3772	BH	9/29/21		65.5	cis-1,2-Dichloroethene		< 0.0033	mg/kg	
B-3772	BH	9/29/21		65.5	trans-1,2-Dichloroethene		< 0.0033	mg/kg	
B-3772	BH	9/29/21		66.5	1,1,1-Trichloroethane		< 0.0039	mg/kg	
B-3772	BH	9/29/21		66.5	1,1,2-Trichloroethane		< 0.0039	mg/kg	
B-3772	BH	9/29/21		66.5	1,1-Dichloroethane		< 0.0039	mg/kg	
B-3772	BH	9/29/21		66.5	1,1-Dichloroethene		< 0.0039	mg/kg	
B-3772	BH	9/29/21		66.5	1,2-Dichloroethane		< 0.0039	mg/kg	
B-3772	BH	9/29/21		66.5	Bromodichloromethane		< 0.0039	mg/kg	
B-3772	BH	9/29/21		66.5	Bromoform		< 0.0039	mg/kg	
B-3772	BH	9/29/21		66.5	Carbon tetrachloride		< 0.0039	mg/kg	
B-3772	BH	9/29/21		66.5	Chloroform		< 0.0039	mg/kg	
B-3772	BH	9/29/21		66.5	Dibromochloromethane		< 0.0039	mg/kg	
B-3772	BH	9/29/21		66.5	Tetrachloroethene		< 0.0039	mg/kg	
B-3772	BH	9/29/21		66.5	Trichloroethene		< 0.0039	mg/kg	
B-3772	BH	9/29/21		66.5	Trichlorofluoromethane		< 0.0039	mg/kg	

Attachment 2. Table 3. Soil analytical data, Livermore Site, 2021.

Boring	Location Type	Date	Sample Type	Depth (ft)	Parameter	LOS Indicator	Result	Units	QA Flag
B-3772	BH	9/29/21		66.5	Trichlorotrifluoroethane		< 0.0039	mg/kg	
B-3772	BH	9/29/21		66.5	Vinyl chloride		< 0.0039	mg/kg	
B-3772	BH	9/29/21		66.5	cis-1,2-Dichloroethene		< 0.0039	mg/kg	
B-3772	BH	9/29/21		66.5	trans-1,2-Dichloroethene		< 0.0039	mg/kg	
B-3772	BH	9/29/21		67.5	1,1,1-Trichloroethane		< 0.0039	mg/kg	
B-3772	BH	9/29/21		67.5	1,1,2-Trichloroethane		< 0.0039	mg/kg	
B-3772	BH	9/29/21		67.5	1,1-Dichloroethane		< 0.0039	mg/kg	
B-3772	BH	9/29/21		67.5	1,1-Dichloroethene		< 0.0039	mg/kg	
B-3772	BH	9/29/21		67.5	1,2-Dichloroethane		< 0.0039	mg/kg	
B-3772	BH	9/29/21		67.5	Bromodichloromethane		< 0.0039	mg/kg	
B-3772	BH	9/29/21		67.5	Bromoform		< 0.0039	mg/kg	
B-3772	BH	9/29/21		67.5	Carbon tetrachloride		< 0.0039	mg/kg	
B-3772	BH	9/29/21		67.5	Chloroform		< 0.0039	mg/kg	
B-3772	BH	9/29/21		67.5	Dibromochloromethane		< 0.0039	mg/kg	
B-3772	BH	9/29/21		67.5	Tetrachloroethene		< 0.0039	mg/kg	
B-3772	BH	9/29/21		67.5	Trichloroethene		< 0.0039	mg/kg	
B-3772	BH	9/29/21		67.5	Trichlorofluoromethane		< 0.0039	mg/kg	
B-3772	BH	9/29/21		67.5	Trichlorotrifluoroethane		< 0.0039	mg/kg	
B-3772	BH	9/29/21		67.5	Vinyl chloride		< 0.0039	mg/kg	
B-3772	BH	9/29/21		67.5	cis-1,2-Dichloroethene		< 0.0039	mg/kg	
B-3772	BH	9/29/21		67.5	trans-1,2-Dichloroethene		< 0.0039	mg/kg	
B-3772	BH	9/29/21	DUP	67.5	1,1,1-Trichloroethane		< 0.0036	mg/kg	
B-3772	BH	9/29/21	DUP	67.5	1,1,2-Trichloroethane		< 0.0036	mg/kg	
B-3772	BH	9/29/21	DUP	67.5	1,1-Dichloroethane		< 0.0036	mg/kg	
B-3772	BH	9/29/21	DUP	67.5	1,1-Dichloroethene		< 0.0036	mg/kg	
B-3772	BH	9/29/21	DUP	67.5	1,2-Dichloroethane		< 0.0036	mg/kg	
B-3772	BH	9/29/21	DUP	67.5	Bromodichloromethane		< 0.0036	mg/kg	
B-3772	BH	9/29/21	DUP	67.5	Bromoform		< 0.0036	mg/kg	
B-3772	BH	9/29/21	DUP	67.5	Carbon tetrachloride		< 0.0036	mg/kg	
B-3772	BH	9/29/21	DUP	67.5	Chloroform		< 0.0036	mg/kg	
B-3772	BH	9/29/21	DUP	67.5	Dibromochloromethane		< 0.0036	mg/kg	
B-3772	BH	9/29/21	DUP	67.5	Tetrachloroethene		< 0.0036	mg/kg	
B-3772	BH	9/29/21	DUP	67.5	Trichloroethene		< 0.0036	mg/kg	
B-3772	BH	9/29/21	DUP	67.5	Trichlorofluoromethane		< 0.0036	mg/kg	
B-3772	BH	9/29/21	DUP	67.5	Trichlorotrifluoroethane		< 0.0036	mg/kg	
B-3772	BH	9/29/21	DUP	67.5	Vinyl chloride		< 0.0036	mg/kg	
B-3772	BH	9/29/21	DUP	67.5	cis-1,2-Dichloroethene		< 0.0036	mg/kg	
B-3772	BH	9/29/21	DUP	67.5	trans-1,2-Dichloroethene		< 0.0036	mg/kg	
B-3772	BH	9/29/21		68	1,1,1-Trichloroethane		< 0.005	mg/kg	D
B-3772	BH	9/29/21		68	1,1,2-Trichloroethane		< 0.005	mg/kg	D
B-3772	BH	9/29/21		68	1,1-Dichloroethane		< 0.005	mg/kg	D
B-3772	BH	9/29/21		68	1,1-Dichloroethene		< 0.005	mg/kg	D
B-3772	BH	9/29/21		68	1,2-Dichloroethane		< 0.005	mg/kg	D
B-3772	BH	9/29/21		68	Bromodichloromethane		< 0.005	mg/kg	D
B-3772	BH	9/29/21		68	Bromoform		< 0.005	mg/kg	D
B-3772	BH	9/29/21		68	Carbon tetrachloride		< 0.005	mg/kg	D
B-3772	BH	9/29/21		68	Chloroform		< 0.005	mg/kg	D
B-3772	BH	9/29/21		68	Dibromochloromethane		< 0.005	mg/kg	D
B-3772	BH	9/29/21		68	Tetrachloroethene		< 0.005	mg/kg	D
B-3772	BH	9/29/21		68	Trichloroethene		< 0.005	mg/kg	D
B-3772	BH	9/29/21		68	Trichlorofluoromethane		< 0.005	mg/kg	D
B-3772	BH	9/29/21		68	Trichlorotrifluoroethane		< 0.005	mg/kg	D
B-3772	BH	9/29/21		68	Vinyl chloride		< 0.005	mg/kg	D
B-3772	BH	9/29/21		68	cis-1,2-Dichloroethene		< 0.005	mg/kg	D
B-3772	BH	9/29/21		68	trans-1,2-Dichloroethene		< 0.005	mg/kg	D
B-3772	BH	9/29/21		68.5	1,1,1-Trichloroethane		< 0.0043	mg/kg	
B-3772	BH	9/29/21		68.5	1,1,2-Trichloroethane		< 0.0043	mg/kg	
B-3772	BH	9/29/21		68.5	1,1-Dichloroethane		< 0.0043	mg/kg	
B-3772	BH	9/29/21		68.5	1,1-Dichloroethene		< 0.0043	mg/kg	
B-3772	BH	9/29/21		68.5	1,2-Dichloroethane		< 0.0043	mg/kg	
B-3772	BH	9/29/21		68.5	Bromodichloromethane		< 0.0043	mg/kg	
B-3772	BH	9/29/21		68.5	Bromoform		< 0.0043	mg/kg	
B-3772	BH	9/29/21		68.5	Carbon tetrachloride		< 0.0043	mg/kg	
B-3772	BH	9/29/21		68.5	Chloroform		< 0.0043	mg/kg	
B-3772	BH	9/29/21		68.5	Dibromochloromethane		< 0.0043	mg/kg	
B-3772	BH	9/29/21		68.5	Tetrachloroethene		< 0.0043	mg/kg	
B-3772	BH	9/29/21		68.5	Trichloroethene		< 0.0043	mg/kg	
B-3772	BH	9/29/21		68.5	Trichlorofluoromethane		< 0.0043	mg/kg	
B-3772	BH	9/29/21		68.5	Trichlorotrifluoroethane		< 0.0043	mg/kg	
B-3772	BH	9/29/21		68.5	Vinyl chloride		< 0.0043	mg/kg	
B-3772	BH	9/29/21		68.5	cis-1,2-Dichloroethene		< 0.0043	mg/kg	
B-3772	BH	9/29/21		68.5	trans-1,2-Dichloroethene		< 0.0043	mg/kg	
B-3772	BH	9/29/21		69	1,1,1-Trichloroethane		< 0.0038	mg/kg	
B-3772	BH	9/29/21		69	1,1,2-Trichloroethane		< 0.0038	mg/kg	
B-3772	BH	9/29/21		69	1,1-Dichloroethane		< 0.0038	mg/kg	
B-3772	BH	9/29/21		69	1,1-Dichloroethene		< 0.0038	mg/kg	
B-3772	BH	9/29/21		69	1,2-Dichloroethane		< 0.0038	mg/kg	
B-3772	BH	9/29/21		69	Bromodichloromethane		< 0.0038	mg/kg	
B-3772	BH	9/29/21		69	Bromoform		< 0.0038	mg/kg	
B-3772	BH	9/29/21		69	Carbon tetrachloride		< 0.0038	mg/kg	

Attachment 2. Table 3. Soil analytical data, Livermore Site, 2021.

Boring	Location Type	Date	Sample Type	Depth (ft)	Parameter	LOS Indicator	Result	Units	QA Flag
B-3772	BH	9/29/21		69	Chloroform		< 0.0038	mg/kg	
B-3772	BH	9/29/21		69	Dibromochloromethane		< 0.0038	mg/kg	
B-3772	BH	9/29/21		69	Tetrachloroethene		< 0.0038	mg/kg	
B-3772	BH	9/29/21		69	Trichloroethene		< 0.0038	mg/kg	
B-3772	BH	9/29/21		69	Trichlorofluoromethane		< 0.0038	mg/kg	
B-3772	BH	9/29/21		69	Trichlorotrifluoroethane		< 0.0038	mg/kg	
B-3772	BH	9/29/21		69	Vinyl chloride		< 0.0038	mg/kg	
B-3772	BH	9/29/21		69	cis-1,2-Dichloroethene		< 0.0038	mg/kg	
B-3772	BH	9/29/21		69	trans-1,2-Dichloroethene		< 0.0038	mg/kg	
B-3773	BH	9/30/21		72	1,1,1-Trichloroethane		< 0.0036	mg/kg	
B-3773	BH	9/30/21		72	1,1,2-Trichloroethane		< 0.0036	mg/kg	
B-3773	BH	9/30/21		72	1,1-Dichloroethane		< 0.0036	mg/kg	
B-3773	BH	9/30/21		72	1,1-Dichloroethene		< 0.0036	mg/kg	
B-3773	BH	9/30/21		72	1,2-Dichloroethane		< 0.0036	mg/kg	
B-3773	BH	9/30/21		72	Bromodichloromethane		< 0.0036	mg/kg	
B-3773	BH	9/30/21		72	Bromoform		< 0.0036	mg/kg	
B-3773	BH	9/30/21		72	Carbon tetrachloride		< 0.0036	mg/kg	
B-3773	BH	9/30/21		72	Chloroform		< 0.0036	mg/kg	
B-3773	BH	9/30/21		72	Dibromochloromethane		< 0.0036	mg/kg	
B-3773	BH	9/30/21		72	Tetrachloroethene		< 0.0036	mg/kg	
B-3773	BH	9/30/21		72	Trichloroethene		0.01	mg/kg	
B-3773	BH	9/30/21		72	Trichlorofluoromethane		< 0.0036	mg/kg	
B-3773	BH	9/30/21		72	Trichlorotrifluoroethane		< 0.0036	mg/kg	
B-3773	BH	9/30/21		72	Vinyl chloride		< 0.0036	mg/kg	
B-3773	BH	9/30/21		72	cis-1,2-Dichloroethene		< 0.0036	mg/kg	
B-3773	BH	9/30/21		72	trans-1,2-Dichloroethene		< 0.0036	mg/kg	
B-3773	BH	9/30/21		73	1,1,1-Trichloroethane		< 0.0034	mg/kg	
B-3773	BH	9/30/21		73	1,1,2-Trichloroethane		< 0.0034	mg/kg	
B-3773	BH	9/30/21		73	1,1-Dichloroethane		< 0.0034	mg/kg	
B-3773	BH	9/30/21		73	1,1-Dichloroethene		< 0.0034	mg/kg	
B-3773	BH	9/30/21		73	1,2-Dichloroethane		< 0.0034	mg/kg	
B-3773	BH	9/30/21		73	Bromodichloromethane		< 0.0034	mg/kg	
B-3773	BH	9/30/21		73	Bromoform		< 0.0034	mg/kg	
B-3773	BH	9/30/21		73	Carbon tetrachloride		< 0.0034	mg/kg	
B-3773	BH	9/30/21		73	Chloroform		< 0.0034	mg/kg	
B-3773	BH	9/30/21		73	Dibromochloromethane		< 0.0034	mg/kg	
B-3773	BH	9/30/21		73	Tetrachloroethene		< 0.0034	mg/kg	
B-3773	BH	9/30/21		73	Trichloroethene		0.012	mg/kg	
B-3773	BH	9/30/21		73	Trichlorofluoromethane		< 0.0034	mg/kg	
B-3773	BH	9/30/21		73	Trichlorotrifluoroethane		< 0.0034	mg/kg	
B-3773	BH	9/30/21		73	Vinyl chloride		< 0.0034	mg/kg	
B-3773	BH	9/30/21		73	cis-1,2-Dichloroethene		< 0.0034	mg/kg	
B-3773	BH	9/30/21		73	trans-1,2-Dichloroethene		< 0.0034	mg/kg	
B-3773	BH	9/30/21	DUP	73	1,1,1-Trichloroethane		< 0.0036	mg/kg	
B-3773	BH	9/30/21	DUP	73	1,1,2-Trichloroethane		< 0.0036	mg/kg	
B-3773	BH	9/30/21	DUP	73	1,1-Dichloroethane		< 0.0036	mg/kg	
B-3773	BH	9/30/21	DUP	73	1,1-Dichloroethene		< 0.0036	mg/kg	
B-3773	BH	9/30/21	DUP	73	1,2-Dichloroethane		< 0.0036	mg/kg	
B-3773	BH	9/30/21	DUP	73	Bromodichloromethane		< 0.0036	mg/kg	
B-3773	BH	9/30/21	DUP	73	Bromoform		< 0.0036	mg/kg	
B-3773	BH	9/30/21	DUP	73	Carbon tetrachloride		< 0.0036	mg/kg	
B-3773	BH	9/30/21	DUP	73	Chloroform		< 0.0036	mg/kg	
B-3773	BH	9/30/21	DUP	73	Dibromochloromethane		< 0.0036	mg/kg	
B-3773	BH	9/30/21	DUP	73	Tetrachloroethene		< 0.0036	mg/kg	
B-3773	BH	9/30/21	DUP	73	Trichloroethene		0.013	mg/kg	
B-3773	BH	9/30/21	DUP	73	Trichlorofluoromethane		< 0.0036	mg/kg	
B-3773	BH	9/30/21	DUP	73	Trichlorotrifluoroethane		< 0.0036	mg/kg	
B-3773	BH	9/30/21	DUP	73	Vinyl chloride		< 0.0036	mg/kg	
B-3773	BH	9/30/21	DUP	73	cis-1,2-Dichloroethene		< 0.0036	mg/kg	
B-3773	BH	9/30/21	DUP	73	trans-1,2-Dichloroethene		< 0.0036	mg/kg	
B-3773	BH	9/30/21		74	1,1,1-Trichloroethane		< 0.0037	mg/kg	
B-3773	BH	9/30/21		74	1,1,2-Trichloroethane		< 0.0037	mg/kg	
B-3773	BH	9/30/21		74	1,1-Dichloroethane		< 0.0037	mg/kg	
B-3773	BH	9/30/21		74	1,1-Dichloroethene		< 0.0037	mg/kg	
B-3773	BH	9/30/21		74	1,2-Dichloroethane		< 0.0037	mg/kg	
B-3773	BH	9/30/21		74	Bromodichloromethane		< 0.0037	mg/kg	
B-3773	BH	9/30/21		74	Bromoform		< 0.0037	mg/kg	
B-3773	BH	9/30/21		74	Carbon tetrachloride		< 0.0037	mg/kg	
B-3773	BH	9/30/21		74	Chloroform		< 0.0037	mg/kg	
B-3773	BH	9/30/21		74	Dibromochloromethane		< 0.0037	mg/kg	
B-3773	BH	9/30/21		74	Tetrachloroethene		< 0.0037	mg/kg	
B-3773	BH	9/30/21		74	Trichloroethene		0.013	mg/kg	
B-3773	BH	9/30/21		74	Trichlorofluoromethane		< 0.0037	mg/kg	
B-3773	BH	9/30/21		74	Trichlorotrifluoroethane		< 0.0037	mg/kg	
B-3773	BH	9/30/21		74	Vinyl chloride		< 0.0037	mg/kg	
B-3773	BH	9/30/21		74	cis-1,2-Dichloroethene		< 0.0037	mg/kg	
B-3773	BH	9/30/21		74	trans-1,2-Dichloroethene		< 0.0037	mg/kg	
B-3773	BH	9/30/21		75	1,1,1-Trichloroethane		< 0.0036	mg/kg	
B-3773	BH	9/30/21		75	1,1,2-Trichloroethane		< 0.0036	mg/kg	
B-3773	BH	9/30/21		75	1,1-Dichloroethane		< 0.0036	mg/kg	

Attachment 2. Table 3. Soil analytical data, Livermore Site, 2021.

Boring	Location Type	Date	Sample Type	Depth (ft)	Parameter	LOS Indicator	Result	Units	QA Flag
B-3773	BH	9/30/21		75	1,1-Dichloroethene		< 0.0036	mg/kg	
B-3773	BH	9/30/21		75	1,2-Dichloroethane		< 0.0036	mg/kg	
B-3773	BH	9/30/21		75	Bromodichloromethane		< 0.0036	mg/kg	
B-3773	BH	9/30/21		75	Bromoform		< 0.0036	mg/kg	
B-3773	BH	9/30/21		75	Carbon tetrachloride		< 0.0036	mg/kg	
B-3773	BH	9/30/21		75	Chloroform		< 0.0036	mg/kg	
B-3773	BH	9/30/21		75	Dibromochloromethane		< 0.0036	mg/kg	
B-3773	BH	9/30/21		75	Tetrachloroethene		< 0.0036	mg/kg	
B-3773	BH	9/30/21		75	Trichloroethene		0.013	mg/kg	
B-3773	BH	9/30/21		75	Trichlorofluoromethane		< 0.0036	mg/kg	
B-3773	BH	9/30/21		75	Trichlorotrifluoroethane		< 0.0036	mg/kg	
B-3773	BH	9/30/21		75	Vinyl chloride		< 0.0036	mg/kg	
B-3773	BH	9/30/21		75	cis-1,2-Dichloroethene		< 0.0036	mg/kg	
B-3773	BH	9/30/21		75	trans-1,2-Dichloroethene		< 0.0036	mg/kg	
B-3773	BH	9/30/21		76	1,1,1-Trichloroethane		< 0.0036	mg/kg	
B-3773	BH	9/30/21		76	1,1,2-Trichloroethane		< 0.0036	mg/kg	
B-3773	BH	9/30/21		76	1,1-Dichloroethane		< 0.0036	mg/kg	
B-3773	BH	9/30/21		76	1,1-Dichloroethene		< 0.0036	mg/kg	
B-3773	BH	9/30/21		76	1,2-Dichloroethane		< 0.0036	mg/kg	
B-3773	BH	9/30/21		76	Bromodichloromethane		< 0.0036	mg/kg	
B-3773	BH	9/30/21		76	Bromoform		< 0.0036	mg/kg	
B-3773	BH	9/30/21		76	Carbon tetrachloride		< 0.0036	mg/kg	
B-3773	BH	9/30/21		76	Chloroform		< 0.0036	mg/kg	
B-3773	BH	9/30/21		76	Dibromochloromethane		< 0.0036	mg/kg	
B-3773	BH	9/30/21		76	Tetrachloroethene		< 0.0036	mg/kg	
B-3773	BH	9/30/21		76	Trichloroethene		0.0083	mg/kg	
B-3773	BH	9/30/21		76	Trichlorofluoromethane		< 0.0036	mg/kg	
B-3773	BH	9/30/21		76	Trichlorotrifluoroethane		< 0.0036	mg/kg	
B-3773	BH	9/30/21		76	Vinyl chloride		< 0.0036	mg/kg	
B-3773	BH	9/30/21		76	cis-1,2-Dichloroethene		< 0.0036	mg/kg	
B-3773	BH	9/30/21		76	trans-1,2-Dichloroethene		< 0.0036	mg/kg	
B-3773	BH	9/30/21		77	1,1,1-Trichloroethane		< 0.005	mg/kg	
B-3773	BH	9/30/21		77	1,1,2-Trichloroethane		< 0.005	mg/kg	
B-3773	BH	9/30/21		77	1,1-Dichloroethane		< 0.005	mg/kg	
B-3773	BH	9/30/21		77	1,1-Dichloroethene		< 0.005	mg/kg	
B-3773	BH	9/30/21		77	1,2-Dichloroethane		< 0.005	mg/kg	
B-3773	BH	9/30/21		77	Bromodichloromethane		< 0.005	mg/kg	
B-3773	BH	9/30/21		77	Bromoform		< 0.005	mg/kg	
B-3773	BH	9/30/21		77	Carbon tetrachloride		< 0.005	mg/kg	
B-3773	BH	9/30/21		77	Chloroform		< 0.005	mg/kg	
B-3773	BH	9/30/21		77	Dibromochloromethane		< 0.005	mg/kg	
B-3773	BH	9/30/21		77	Tetrachloroethene		< 0.005	mg/kg	
B-3773	BH	9/30/21		77	Trichloroethene		0.0087	mg/kg	
B-3773	BH	9/30/21		77	Trichlorofluoromethane		< 0.005	mg/kg	
B-3773	BH	9/30/21		77	Trichlorotrifluoroethane		< 0.005	mg/kg	
B-3773	BH	9/30/21		77	Vinyl chloride		< 0.005	mg/kg	
B-3773	BH	9/30/21		77	cis-1,2-Dichloroethene		< 0.005	mg/kg	
B-3773	BH	9/30/21		77	trans-1,2-Dichloroethene		< 0.005	mg/kg	
B-3773	BH	9/30/21	DUP	77	1,1,1-Trichloroethane		< 0.0039	mg/kg	
B-3773	BH	9/30/21	DUP	77	1,1,2-Trichloroethane		< 0.0039	mg/kg	
B-3773	BH	9/30/21	DUP	77	1,1-Dichloroethane		< 0.0039	mg/kg	
B-3773	BH	9/30/21	DUP	77	1,1-Dichloroethene		< 0.0039	mg/kg	
B-3773	BH	9/30/21	DUP	77	1,2-Dichloroethane		< 0.0039	mg/kg	
B-3773	BH	9/30/21	DUP	77	Bromodichloromethane		< 0.0039	mg/kg	
B-3773	BH	9/30/21	DUP	77	Bromoform		< 0.0039	mg/kg	
B-3773	BH	9/30/21	DUP	77	Carbon tetrachloride		< 0.0039	mg/kg	
B-3773	BH	9/30/21	DUP	77	Chloroform		< 0.0039	mg/kg	
B-3773	BH	9/30/21	DUP	77	Dibromochloromethane		< 0.0039	mg/kg	
B-3773	BH	9/30/21	DUP	77	Tetrachloroethene		< 0.0039	mg/kg	
B-3773	BH	9/30/21	DUP	77	Trichloroethene		0.0064	mg/kg	
B-3773	BH	9/30/21	DUP	77	Trichlorofluoromethane		< 0.0039	mg/kg	
B-3773	BH	9/30/21	DUP	77	Trichlorotrifluoroethane		< 0.0039	mg/kg	
B-3773	BH	9/30/21	DUP	77	Vinyl chloride		< 0.0039	mg/kg	
B-3773	BH	9/30/21	DUP	77	cis-1,2-Dichloroethene		< 0.0039	mg/kg	
B-3773	BH	9/30/21	DUP	77	trans-1,2-Dichloroethene		< 0.0039	mg/kg	
B-3773	BH	9/30/21		78	1,1,1-Trichloroethane		< 0.0037	mg/kg	
B-3773	BH	9/30/21		78	1,1,2-Trichloroethane		< 0.0037	mg/kg	
B-3773	BH	9/30/21		78	1,1-Dichloroethane		< 0.0037	mg/kg	
B-3773	BH	9/30/21		78	1,1-Dichloroethene		< 0.0037	mg/kg	
B-3773	BH	9/30/21		78	1,2-Dichloroethane		< 0.0037	mg/kg	
B-3773	BH	9/30/21		78	Bromodichloromethane		< 0.0037	mg/kg	
B-3773	BH	9/30/21		78	Bromoform		< 0.0037	mg/kg	
B-3773	BH	9/30/21		78	Carbon tetrachloride		< 0.0037	mg/kg	
B-3773	BH	9/30/21		78	Chloroform		< 0.0037	mg/kg	
B-3773	BH	9/30/21		78	Dibromochloromethane		< 0.0037	mg/kg	
B-3773	BH	9/30/21		78	Tetrachloroethene		< 0.0037	mg/kg	
B-3773	BH	9/30/21		78	Trichloroethene		0.0063	mg/kg	
B-3773	BH	9/30/21		78	Trichlorofluoromethane		< 0.0037	mg/kg	
B-3773	BH	9/30/21		78	Trichlorotrifluoroethane		< 0.0037	mg/kg	
B-3773	BH	9/30/21		78	Vinyl chloride		< 0.0037	mg/kg	

Attachment 2. Table 3. Soil analytical data, Livermore Site, 2021.

Boring	Location Type	Date	Sample Type	Depth (ft)	Parameter	LOS Indicator	Result	Units	QA Flag
B-3773	BH	9/30/21		78	cis-1,2-Dichloroethene		< 0.0037	mg/kg	
B-3773	BH	9/30/21		78	trans-1,2-Dichloroethene		< 0.0037	mg/kg	
B-3773	BH	9/30/21		79	1,1,1-Trichloroethane		< 0.0034	mg/kg	
B-3773	BH	9/30/21		79	1,1,2-Trichloroethane		< 0.0034	mg/kg	
B-3773	BH	9/30/21		79	1,1-Dichloroethane		< 0.0034	mg/kg	
B-3773	BH	9/30/21		79	1,1-Dichloroethene		< 0.0034	mg/kg	
B-3773	BH	9/30/21		79	1,2-Dichloroethane		< 0.0034	mg/kg	
B-3773	BH	9/30/21		79	Bromodichloromethane		< 0.0034	mg/kg	
B-3773	BH	9/30/21		79	Bromoform		< 0.0034	mg/kg	
B-3773	BH	9/30/21		79	Carbon tetrachloride		< 0.0034	mg/kg	
B-3773	BH	9/30/21		79	Chloroform		< 0.0034	mg/kg	
B-3773	BH	9/30/21		79	Dibromochloromethane		< 0.0034	mg/kg	
B-3773	BH	9/30/21		79	Tetrachloroethene		< 0.0034	mg/kg	
B-3773	BH	9/30/21		79	Trichloroethene		0.0044	mg/kg	
B-3773	BH	9/30/21		79	Trichlorofluoromethane		< 0.0034	mg/kg	
B-3773	BH	9/30/21		79	Trichlorotrifluoroethane		< 0.0034	mg/kg	
B-3773	BH	9/30/21		79	Vinyl chloride		< 0.0034	mg/kg	
B-3773	BH	9/30/21		79	cis-1,2-Dichloroethene		< 0.0034	mg/kg	
B-3773	BH	9/30/21		79	trans-1,2-Dichloroethene		< 0.0034	mg/kg	
B-3773	BH	9/30/21		80	1,1,1-Trichloroethane		< 0.0036	mg/kg	
B-3773	BH	9/30/21		80	1,1,2-Trichloroethane		< 0.0036	mg/kg	
B-3773	BH	9/30/21		80	1,1-Dichloroethane		< 0.0036	mg/kg	
B-3773	BH	9/30/21		80	1,1-Dichloroethene		< 0.0036	mg/kg	
B-3773	BH	9/30/21		80	1,2-Dichloroethane		< 0.0036	mg/kg	
B-3773	BH	9/30/21		80	Bromodichloromethane		< 0.0036	mg/kg	
B-3773	BH	9/30/21		80	Bromoform		< 0.0036	mg/kg	
B-3773	BH	9/30/21		80	Carbon tetrachloride		< 0.0036	mg/kg	
B-3773	BH	9/30/21		80	Chloroform		< 0.0036	mg/kg	
B-3773	BH	9/30/21		80	Dibromochloromethane		< 0.0036	mg/kg	
B-3773	BH	9/30/21		80	Tetrachloroethene		< 0.0036	mg/kg	
B-3773	BH	9/30/21		80	Trichloroethene		0.0038	mg/kg	
B-3773	BH	9/30/21		80	Trichlorofluoromethane		< 0.0036	mg/kg	
B-3773	BH	9/30/21		80	Trichlorotrifluoroethane		< 0.0036	mg/kg	
B-3773	BH	9/30/21		80	Vinyl chloride		< 0.0036	mg/kg	
B-3773	BH	9/30/21		80	cis-1,2-Dichloroethene		< 0.0036	mg/kg	
B-3773	BH	9/30/21		80	trans-1,2-Dichloroethene		< 0.0036	mg/kg	
B-3773	BH	9/30/21		81	1,1,1-Trichloroethane		< 0.0033	mg/kg	
B-3773	BH	9/30/21		81	1,1,2-Trichloroethane		< 0.0033	mg/kg	
B-3773	BH	9/30/21		81	1,1-Dichloroethane		< 0.0033	mg/kg	
B-3773	BH	9/30/21		81	1,1-Dichloroethene		< 0.0033	mg/kg	
B-3773	BH	9/30/21		81	1,2-Dichloroethane		< 0.0033	mg/kg	
B-3773	BH	9/30/21		81	Bromodichloromethane		< 0.0033	mg/kg	
B-3773	BH	9/30/21		81	Bromoform		< 0.0033	mg/kg	
B-3773	BH	9/30/21		81	Carbon tetrachloride		< 0.0033	mg/kg	
B-3773	BH	9/30/21		81	Chloroform		< 0.0033	mg/kg	
B-3773	BH	9/30/21		81	Dibromochloromethane		< 0.0033	mg/kg	
B-3773	BH	9/30/21		81	Tetrachloroethene		< 0.0033	mg/kg	
B-3773	BH	9/30/21		81	Trichloroethene		< 0.0033	mg/kg	
B-3773	BH	9/30/21		81	Trichlorofluoromethane		< 0.0033	mg/kg	
B-3773	BH	9/30/21		81	Trichlorotrifluoroethane		< 0.0033	mg/kg	
B-3773	BH	9/30/21		81	Vinyl chloride		< 0.0033	mg/kg	
B-3773	BH	9/30/21		81	cis-1,2-Dichloroethene		< 0.0033	mg/kg	
B-3773	BH	9/30/21		81	trans-1,2-Dichloroethene		< 0.0033	mg/kg	

copies/g = Gene copies per gram.
mg/kg = Milligrams per kilogram.
mg/L = Milligrams per liter.
< Indicates the measured value is less than the reporting limit.

Location types
BH = Borehole.
CP = Cone penetrometer survey direct push boring.

Data qualifier flags
B = Analyte found in method blank; sample results should be evaluated.
D = Analysis performed at a secondary dilution or concentration.
E = The analyte was detected below the LLNL reporting limit, but above the analytical laboratory minimum detection limit or activity.
F = Analyte found in field blank, trip blank, or equipment blank; sample results should be evaluated.
H = Sample analyzed outside of holding time; sample results should be evaluated.
I = Surrogate or tracer yield recoveries were outside of QC limits; sample results should be evaluated.
J = The analyte was positively identified; however, the associated numerical value is the approximate concentration or activity of the analyte in the sample.
L = Matrix spike recoveries not within control limits.
O = Matrix spike duplicate relative percent difference (RPD), sample duplicate RPD, or relative error ratio (RER) not within control limits.

Sample types
DUP = Duplicate sample.

Attachment 2. Table 4. Soil vapor analytical data collected from soil borings, Livermore Site, 2021.

Boring	Date	Sample Type	Depth (ft)	Parameter	LOS Indicator	Result	Units	QA Flag
B-3721	10/7/20		40	1,1,1-Trichloroethane	<	0.005	PPM(V/V)	D
B-3721	10/7/20		40	1,1,2-Trichloroethane	<	0.005	PPM(V/V)	D
B-3721	10/7/20		40	1,1-Dichloroethane	<	0.005	PPM(V/V)	D
B-3721	10/7/20		40	1,1-Dichloroethene		0.0068	PPM(V/V)	D
B-3721	10/7/20		40	1,2-Dichloroethane	<	0.005	PPM(V/V)	D
B-3721	10/7/20		40	Bromodichloromethane	<	0.005	PPM(V/V)	D
B-3721	10/7/20		40	Bromoform	<	0.005	PPM(V/V)	D
B-3721	10/7/20		40	Carbon tetrachloride		0.054	PPM(V/V)	D
B-3721	10/7/20		40	Chloroform		0.024	PPM(V/V)	D
B-3721	10/7/20		40	Dibromochloromethane	<	0.005	PPM(V/V)	D
B-3721	10/7/20		40	Tetrachloroethene		0.07	PPM(V/V)	D
B-3721	10/7/20		40	Trichloroethene		0.56	PPM(V/V)	D
B-3721	10/7/20		40	Trichlorofluoromethane	<	0.005	PPM(V/V)	D
B-3721	10/7/20		40	Trichlorotrifluoroethane	<	0.005	PPM(V/V)	D
B-3721	10/7/20		40	Vinyl chloride	<	0.005	PPM(V/V)	D
B-3721	10/7/20		40	cis-1,2-Dichloroethene	<	0.005	PPM(V/V)	D
B-3721	10/7/20		40	trans-1,2-Dichloroethene	<	0.005	PPM(V/V)	D
B-3721	10/7/20		47	1,1,1-Trichloroethane	<	0.005	PPM(V/V)	D
B-3721	10/7/20		47	1,1,2-Trichloroethane	<	0.005	PPM(V/V)	D
B-3721	10/7/20		47	1,1-Dichloroethane	<	0.005	PPM(V/V)	D
B-3721	10/7/20		47	1,1-Dichloroethene		0.013	PPM(V/V)	D
B-3721	10/7/20		47	1,2-Dichloroethane	<	0.005	PPM(V/V)	D
B-3721	10/7/20		47	Bromodichloromethane	<	0.005	PPM(V/V)	D
B-3721	10/7/20		47	Bromoform	<	0.005	PPM(V/V)	D
B-3721	10/7/20		47	Carbon tetrachloride		0.067	PPM(V/V)	D
B-3721	10/7/20		47	Chloroform		0.038	PPM(V/V)	D
B-3721	10/7/20		47	Dibromochloromethane	<	0.005	PPM(V/V)	D
B-3721	10/7/20		47	Tetrachloroethene		0.1	PPM(V/V)	D
B-3721	10/7/20		47	Trichloroethene		0.81	PPM(V/V)	D
B-3721	10/7/20		47	Trichlorofluoromethane	<	0.005	PPM(V/V)	D
B-3721	10/7/20		47	Trichlorotrifluoroethane	<	0.005	PPM(V/V)	D
B-3721	10/7/20		47	Vinyl chloride	<	0.005	PPM(V/V)	D
B-3721	10/7/20		47	cis-1,2-Dichloroethene	<	0.005	PPM(V/V)	D
B-3721	10/7/20		47	trans-1,2-Dichloroethene	<	0.005	PPM(V/V)	D
B-3721	10/7/20		76.5	1,1,1-Trichloroethane	<	0.05	PPM(V/V)	D
B-3721	10/7/20		76.5	1,1,2-Trichloroethane	<	0.05	PPM(V/V)	D
B-3721	10/7/20		76.5	1,1-Dichloroethane	<	0.05	PPM(V/V)	D
B-3721	10/7/20		76.5	1,1-Dichloroethene		0.11	PPM(V/V)	D
B-3721	10/7/20		76.5	1,2-Dichloroethane	<	0.05	PPM(V/V)	D
B-3721	10/7/20		76.5	Bromodichloromethane	<	0.05	PPM(V/V)	D
B-3721	10/7/20		76.5	Bromoform	<	0.05	PPM(V/V)	D
B-3721	10/7/20		76.5	Carbon tetrachloride		0.13	PPM(V/V)	D
B-3721	10/7/20		76.5	Chloroform		0.2	PPM(V/V)	D
B-3721	10/7/20		76.5	Dibromochloromethane	<	0.05	PPM(V/V)	D
B-3721	10/7/20		76.5	Tetrachloroethene		0.67	PPM(V/V)	D
B-3721	10/7/20		76.5	Trichloroethene		4.8	PPM(V/V)	D
B-3721	10/7/20		76.5	Trichlorofluoromethane	<	0.05	PPM(V/V)	D
B-3721	10/7/20		76.5	Trichlorotrifluoroethane	<	0.05	PPM(V/V)	D
B-3721	10/7/20		76.5	Vinyl chloride	<	0.05	PPM(V/V)	D
B-3721	10/7/20		76.5	cis-1,2-Dichloroethene	<	0.05	PPM(V/V)	D
B-3721	10/7/20		76.5	trans-1,2-Dichloroethene	<	0.05	PPM(V/V)	D
B-3721	10/7/20	DUP	76.5	1,1,1-Trichloroethane	<	0.05	PPM(V/V)	D
B-3721	10/7/20	DUP	76.5	1,1,2-Trichloroethane	<	0.05	PPM(V/V)	D
B-3721	10/7/20	DUP	76.5	1,1-Dichloroethane	<	0.05	PPM(V/V)	D
B-3721	10/7/20	DUP	76.5	1,1-Dichloroethene		0.12	PPM(V/V)	D
B-3721	10/7/20	DUP	76.5	1,2-Dichloroethane	<	0.05	PPM(V/V)	D
B-3721	10/7/20	DUP	76.5	Bromodichloromethane	<	0.05	PPM(V/V)	D
B-3721	10/7/20	DUP	76.5	Bromoform	<	0.05	PPM(V/V)	D
B-3721	10/7/20	DUP	76.5	Carbon tetrachloride		0.14	PPM(V/V)	D
B-3721	10/7/20	DUP	76.5	Chloroform		0.21	PPM(V/V)	D
B-3721	10/7/20	DUP	76.5	Dibromochloromethane	<	0.05	PPM(V/V)	D
B-3721	10/7/20	DUP	76.5	Tetrachloroethene		0.67	PPM(V/V)	D
B-3721	10/7/20	DUP	76.5	Trichloroethene		5	PPM(V/V)	D
B-3721	10/7/20	DUP	76.5	Trichlorofluoromethane	<	0.05	PPM(V/V)	D
B-3721	10/7/20	DUP	76.5	Trichlorotrifluoroethane	<	0.05	PPM(V/V)	D
B-3721	10/7/20	DUP	76.5	Vinyl chloride	<	0.05	PPM(V/V)	D
B-3721	10/7/20	DUP	76.5	cis-1,2-Dichloroethene	<	0.05	PPM(V/V)	D

Attachment 2. Table 4. Soil vapor analytical data collected from soil borings, Livermore Site, 2021.

Boring	Date	Sample Type	Depth (ft)	Parameter	LOS Indicator	Result	Units	QA Flag
B-3721	10/7/20	DUP	76.5	trans-1,2-Dichloroethene	<	0.05	PPM(V/V)	D
B-3722A	10/6/20		9	1,1,1-Trichloroethane	<	0.005	PPM(V/V)	D
B-3722A	10/6/20		9	1,1,2-Trichloroethane	<	0.005	PPM(V/V)	D
B-3722A	10/6/20		9	1,1-Dichloroethane	<	0.005	PPM(V/V)	D
B-3722A	10/6/20		9	1,1-Dichloroethene	<	0.005	PPM(V/V)	D
B-3722A	10/6/20		9	1,2-Dichloroethane	<	0.005	PPM(V/V)	D
B-3722A	10/6/20		9	Bromodichloromethane	<	0.005	PPM(V/V)	D
B-3722A	10/6/20		9	Bromoform	<	0.005	PPM(V/V)	D
B-3722A	10/6/20		9	Carbon tetrachloride	<	0.005	PPM(V/V)	D
B-3722A	10/6/20		9	Chloroform	<	0.005	PPM(V/V)	D
B-3722A	10/6/20		9	Dibromochloromethane	<	0.005	PPM(V/V)	D
B-3722A	10/6/20		9	Tetrachloroethene	<	0.005	PPM(V/V)	D
B-3722A	10/6/20		9	Trichloroethene		0.015	PPM(V/V)	D
B-3722A	10/6/20		9	Trichlorofluoromethane	<	0.005	PPM(V/V)	D
B-3722A	10/6/20		9	Trichlorotrifluoroethane	<	0.005	PPM(V/V)	D
B-3722A	10/6/20		9	Vinyl chloride	<	0.005	PPM(V/V)	D
B-3722A	10/6/20		9	cis-1,2-Dichloroethene	<	0.005	PPM(V/V)	D
B-3722A	10/6/20		9	trans-1,2-Dichloroethene	<	0.005	PPM(V/V)	D
B-3722A	10/6/20		17.5	1,1,1-Trichloroethane	<	0.005	PPM(V/V)	D
B-3722A	10/6/20		17.5	1,1,2-Trichloroethane	<	0.005	PPM(V/V)	D
B-3722A	10/6/20		17.5	1,1-Dichloroethane	<	0.005	PPM(V/V)	D
B-3722A	10/6/20		17.5	1,1-Dichloroethene	<	0.005	PPM(V/V)	D
B-3722A	10/6/20		17.5	1,2-Dichloroethane	<	0.005	PPM(V/V)	D
B-3722A	10/6/20		17.5	Bromodichloromethane	<	0.005	PPM(V/V)	D
B-3722A	10/6/20		17.5	Bromoform	<	0.005	PPM(V/V)	D
B-3722A	10/6/20		17.5	Carbon tetrachloride	<	0.005	PPM(V/V)	D
B-3722A	10/6/20		17.5	Chloroform	<	0.005	PPM(V/V)	D
B-3722A	10/6/20		17.5	Dibromochloromethane	<	0.005	PPM(V/V)	D
B-3722A	10/6/20		17.5	Tetrachloroethene	<	0.005	PPM(V/V)	D
B-3722A	10/6/20		17.5	Trichloroethene	<	0.005	PPM(V/V)	D
B-3722A	10/6/20		17.5	Trichlorofluoromethane	<	0.005	PPM(V/V)	D
B-3722A	10/6/20		17.5	Trichlorotrifluoroethane	<	0.005	PPM(V/V)	D
B-3722A	10/6/20		17.5	Vinyl chloride	<	0.005	PPM(V/V)	D
B-3722A	10/6/20		17.5	cis-1,2-Dichloroethene	<	0.005	PPM(V/V)	D
B-3722A	10/6/20		17.5	trans-1,2-Dichloroethene	<	0.005	PPM(V/V)	D
B-3722A	10/6/20		34	1,1,1-Trichloroethane	<	0.005	PPM(V/V)	D
B-3722A	10/6/20		34	1,1,2-Trichloroethane	<	0.005	PPM(V/V)	D
B-3722A	10/6/20		34	1,1-Dichloroethane	<	0.005	PPM(V/V)	D
B-3722A	10/6/20		34	1,1-Dichloroethene		0.0057	PPM(V/V)	D
B-3722A	10/6/20		34	1,2-Dichloroethane	<	0.005	PPM(V/V)	D
B-3722A	10/6/20		34	Bromodichloromethane	<	0.005	PPM(V/V)	D
B-3722A	10/6/20		34	Bromoform	<	0.005	PPM(V/V)	D
B-3722A	10/6/20		34	Carbon tetrachloride		0.074	PPM(V/V)	D
B-3722A	10/6/20		34	Chloroform		0.021	PPM(V/V)	D
B-3722A	10/6/20		34	Dibromochloromethane	<	0.005	PPM(V/V)	D
B-3722A	10/6/20		34	Tetrachloroethene		0.15	PPM(V/V)	D
B-3722A	10/6/20		34	Trichloroethene		0.53	PPM(V/V)	D
B-3722A	10/6/20		34	Trichlorofluoromethane	<	0.005	PPM(V/V)	D
B-3722A	10/6/20		34	Trichlorotrifluoroethane		0.0052	PPM(V/V)	D
B-3722A	10/6/20		34	Vinyl chloride	<	0.005	PPM(V/V)	D
B-3722A	10/6/20		34	cis-1,2-Dichloroethene	<	0.005	PPM(V/V)	D
B-3722A	10/6/20		34	trans-1,2-Dichloroethene	<	0.005	PPM(V/V)	D
B-3722A	10/6/20		40	1,1,1-Trichloroethane	<	0.005	PPM(V/V)	D
B-3722A	10/6/20		40	1,1,2-Trichloroethane	<	0.005	PPM(V/V)	D
B-3722A	10/6/20		40	1,1-Dichloroethane	<	0.005	PPM(V/V)	D
B-3722A	10/6/20		40	1,1-Dichloroethene		0.0065	PPM(V/V)	D
B-3722A	10/6/20		40	1,2-Dichloroethane	<	0.005	PPM(V/V)	D
B-3722A	10/6/20		40	Bromodichloromethane	<	0.005	PPM(V/V)	D
B-3722A	10/6/20		40	Bromoform	<	0.005	PPM(V/V)	D
B-3722A	10/6/20		40	Carbon tetrachloride		0.076	PPM(V/V)	D
B-3722A	10/6/20		40	Chloroform		0.026	PPM(V/V)	D
B-3722A	10/6/20		40	Dibromochloromethane	<	0.005	PPM(V/V)	D
B-3722A	10/6/20		40	Tetrachloroethene		0.15	PPM(V/V)	D
B-3722A	10/6/20		40	Trichloroethene		0.69	PPM(V/V)	D
B-3722A	10/6/20		40	Trichlorofluoromethane	<	0.005	PPM(V/V)	D
B-3722A	10/6/20		40	Trichlorotrifluoroethane		0.005	PPM(V/V)	D
B-3722A	10/6/20		40	Vinyl chloride	<	0.005	PPM(V/V)	D

Attachment 2. Table 4. Soil vapor analytical data collected from soil borings, Livermore Site, 2021.

Boring	Date	Sample Type	Depth (ft)	Parameter	LOS Indicator	Result	Units	QA Flag
B-3722A	10/6/20		40	cis-1,2-Dichloroethene	<	0.005	PPM(V/V)	D
B-3722A	10/6/20		40	trans-1,2-Dichloroethene	<	0.005	PPM(V/V)	D
B-3722A	10/6/20		59	1,1,1-Trichloroethane	<	0.005	PPM(V/V)	D
B-3722A	10/6/20		59	1,1,2-Trichloroethane	<	0.005	PPM(V/V)	D
B-3722A	10/6/20		59	1,1-Dichloroethane	<	0.005	PPM(V/V)	D
B-3722A	10/6/20		59	1,1-Dichloroethene	<	0.005	PPM(V/V)	D
B-3722A	10/6/20		59	1,2-Dichloroethane	<	0.005	PPM(V/V)	D
B-3722A	10/6/20		59	Bromodichloromethane	<	0.005	PPM(V/V)	D
B-3722A	10/6/20		59	Bromoform	<	0.005	PPM(V/V)	D
B-3722A	10/6/20		59	Carbon tetrachloride	<	0.005	PPM(V/V)	D
B-3722A	10/6/20		59	Chloroform	<	0.005	PPM(V/V)	D
B-3722A	10/6/20		59	Dibromochloromethane	<	0.005	PPM(V/V)	D
B-3722A	10/6/20		59	Tetrachloroethene		0.017	PPM(V/V)	D
B-3722A	10/6/20		59	Trichloroethene		0.062	PPM(V/V)	D
B-3722A	10/6/20		59	Trichlorofluoromethane	<	0.005	PPM(V/V)	D
B-3722A	10/6/20		59	Trichlorotrifluoroethane	<	0.005	PPM(V/V)	D
B-3722A	10/6/20		59	Vinyl chloride	<	0.005	PPM(V/V)	D
B-3722A	10/6/20		59	cis-1,2-Dichloroethene	<	0.005	PPM(V/V)	D
B-3722A	10/6/20		59	trans-1,2-Dichloroethene	<	0.005	PPM(V/V)	D
B-3722A	10/6/20		70.5	1,1,1-Trichloroethane	<	0.05	PPM(V/V)	D
B-3722A	10/6/20		70.5	1,1,2-Trichloroethane	<	0.05	PPM(V/V)	D
B-3722A	10/6/20		70.5	1,1-Dichloroethane	<	0.05	PPM(V/V)	D
B-3722A	10/6/20		70.5	1,1-Dichloroethene		0.08	PPM(V/V)	D
B-3722A	10/6/20		70.5	1,2-Dichloroethane	<	0.05	PPM(V/V)	D
B-3722A	10/6/20		70.5	Bromodichloromethane	<	0.05	PPM(V/V)	D
B-3722A	10/6/20		70.5	Bromoform	<	0.05	PPM(V/V)	D
B-3722A	10/6/20		70.5	Carbon tetrachloride		0.094	PPM(V/V)	D
B-3722A	10/6/20		70.5	Chloroform		0.14	PPM(V/V)	D
B-3722A	10/6/20		70.5	Dibromochloromethane	<	0.05	PPM(V/V)	D
B-3722A	10/6/20		70.5	Tetrachloroethene		0.46	PPM(V/V)	D
B-3722A	10/6/20		70.5	Trichloroethene		3	PPM(V/V)	D
B-3722A	10/6/20		70.5	Trichlorofluoromethane	<	0.05	PPM(V/V)	D
B-3722A	10/6/20		70.5	Trichlorotrifluoroethane	<	0.05	PPM(V/V)	D
B-3722A	10/6/20		70.5	Vinyl chloride	<	0.05	PPM(V/V)	D
B-3722A	10/6/20		70.5	cis-1,2-Dichloroethene	<	0.05	PPM(V/V)	D
B-3722A	10/6/20		70.5	trans-1,2-Dichloroethene	<	0.05	PPM(V/V)	D
B-3722A	10/6/20		76	1,1,1-Trichloroethane	<	0.05	PPM(V/V)	D
B-3722A	10/6/20		76	1,1,2-Trichloroethane	<	0.05	PPM(V/V)	D
B-3722A	10/6/20		76	1,1-Dichloroethane	<	0.05	PPM(V/V)	D
B-3722A	10/6/20		76	1,1-Dichloroethene		0.12	PPM(V/V)	D
B-3722A	10/6/20		76	1,2-Dichloroethane	<	0.05	PPM(V/V)	D
B-3722A	10/6/20		76	Bromodichloromethane	<	0.05	PPM(V/V)	D
B-3722A	10/6/20		76	Bromoform	<	0.05	PPM(V/V)	D
B-3722A	10/6/20		76	Carbon tetrachloride		0.096	PPM(V/V)	D
B-3722A	10/6/20		76	Chloroform		0.12	PPM(V/V)	D
B-3722A	10/6/20		76	Dibromochloromethane	<	0.05	PPM(V/V)	D
B-3722A	10/6/20		76	Tetrachloroethene		0.58	PPM(V/V)	D
B-3722A	10/6/20		76	Trichloroethene		3.6	PPM(V/V)	D
B-3722A	10/6/20		76	Trichlorofluoromethane	<	0.05	PPM(V/V)	D
B-3722A	10/6/20		76	Trichlorotrifluoroethane	<	0.05	PPM(V/V)	D
B-3722A	10/6/20		76	Vinyl chloride	<	0.05	PPM(V/V)	D
B-3722A	10/6/20		76	cis-1,2-Dichloroethene	<	0.05	PPM(V/V)	D
B-3722A	10/6/20		76	trans-1,2-Dichloroethene	<	0.05	PPM(V/V)	D
B-3723	10/14/20		21.5	1,1,1-Trichloroethane	<	0.005	PPM(V/V)	D
B-3723	10/14/20		21.5	1,1,2-Trichloroethane	<	0.005	PPM(V/V)	D
B-3723	10/14/20		21.5	1,1-Dichloroethane	<	0.005	PPM(V/V)	D
B-3723	10/14/20		21.5	1,1-Dichloroethene	<	0.005	PPM(V/V)	D
B-3723	10/14/20		21.5	1,2-Dichloroethane	<	0.005	PPM(V/V)	D
B-3723	10/14/20		21.5	Bromodichloromethane	<	0.005	PPM(V/V)	D
B-3723	10/14/20		21.5	Bromoform	<	0.005	PPM(V/V)	D
B-3723	10/14/20		21.5	Carbon tetrachloride		0.031	PPM(V/V)	D
B-3723	10/14/20		21.5	Chloroform		0.0076	PPM(V/V)	D
B-3723	10/14/20		21.5	Dibromochloromethane	<	0.005	PPM(V/V)	D
B-3723	10/14/20		21.5	Tetrachloroethene		0.063	PPM(V/V)	D
B-3723	10/14/20		21.5	Trichloroethene		0.34	PPM(V/V)	D
B-3723	10/14/20		21.5	Trichlorofluoromethane	<	0.005	PPM(V/V)	D
B-3723	10/14/20		21.5	Trichlorotrifluoroethane	<	0.005	PPM(V/V)	D

Attachment 2. Table 4. Soil vapor analytical data collected from soil borings, Livermore Site, 2021.

Boring	Date	Sample Type	Depth (ft)	Parameter	LOS Indicator	Result	Units	QA Flag
B-3723	10/14/20		21.5	Vinyl chloride	<	0.005	PPM(V/V)	D
B-3723	10/14/20		21.5	cis-1,2-Dichloroethene	<	0.005	PPM(V/V)	D
B-3723	10/14/20		21.5	trans-1,2-Dichloroethene	<	0.005	PPM(V/V)	D
B-3723	10/14/20		46.5	1,1,1-Trichloroethane	<	0.005	PPM(V/V)	D
B-3723	10/14/20		46.5	1,1,2-Trichloroethane	<	0.005	PPM(V/V)	D
B-3723	10/14/20		46.5	1,1-Dichloroethane	<	0.005	PPM(V/V)	D
B-3723	10/14/20		46.5	1,1-Dichloroethene		0.036	PPM(V/V)	D
B-3723	10/14/20		46.5	1,2-Dichloroethane	<	0.005	PPM(V/V)	D
B-3723	10/14/20		46.5	Bromodichloromethane	<	0.005	PPM(V/V)	D
B-3723	10/14/20		46.5	Bromoform	<	0.005	PPM(V/V)	D
B-3723	10/14/20		46.5	Carbon tetrachloride		0.09	PPM(V/V)	D
B-3723	10/14/20		46.5	Chloroform		0.079	PPM(V/V)	D
B-3723	10/14/20		46.5	Dibromochloromethane	<	0.005	PPM(V/V)	D
B-3723	10/14/20		46.5	Tetrachloroethene		0.32	PPM(V/V)	D
B-3723	10/14/20		46.5	Trichloroethene		1.7	PPM(V/V)	D
B-3723	10/14/20		46.5	Trichlorofluoromethane	<	0.005	PPM(V/V)	D
B-3723	10/14/20		46.5	Trichlorotrifluoroethane	<	0.005	PPM(V/V)	D
B-3723	10/14/20		46.5	Vinyl chloride	<	0.005	PPM(V/V)	D
B-3723	10/14/20		46.5	cis-1,2-Dichloroethene	<	0.005	PPM(V/V)	D
B-3723	10/14/20		46.5	trans-1,2-Dichloroethene	<	0.005	PPM(V/V)	D
B-3723	10/14/20		70.5	1,1,1-Trichloroethane	<	0.005	PPM(V/V)	D
B-3723	10/14/20		70.5	1,1,2-Trichloroethane	<	0.005	PPM(V/V)	D
B-3723	10/14/20		70.5	1,1-Dichloroethane	<	0.005	PPM(V/V)	D
B-3723	10/14/20		70.5	1,1-Dichloroethene	<	0.005	PPM(V/V)	D
B-3723	10/14/20		70.5	1,2-Dichloroethane	<	0.005	PPM(V/V)	D
B-3723	10/14/20		70.5	Bromodichloromethane	<	0.005	PPM(V/V)	D
B-3723	10/14/20		70.5	Bromoform	<	0.005	PPM(V/V)	D
B-3723	10/14/20		70.5	Carbon tetrachloride	<	0.005	PPM(V/V)	D
B-3723	10/14/20		70.5	Chloroform	<	0.005	PPM(V/V)	D
B-3723	10/14/20		70.5	Dibromochloromethane	<	0.005	PPM(V/V)	D
B-3723	10/14/20		70.5	Tetrachloroethene		0.013	PPM(V/V)	D
B-3723	10/14/20		70.5	Trichloroethene		0.037	PPM(V/V)	D
B-3723	10/14/20		70.5	Trichlorofluoromethane	<	0.005	PPM(V/V)	D
B-3723	10/14/20		70.5	Trichlorotrifluoroethane	<	0.005	PPM(V/V)	D
B-3723	10/14/20		70.5	Vinyl chloride	<	0.005	PPM(V/V)	D
B-3723	10/14/20		70.5	cis-1,2-Dichloroethene	<	0.005	PPM(V/V)	D
B-3723	10/14/20		70.5	trans-1,2-Dichloroethene	<	0.005	PPM(V/V)	D
B-3723	10/14/20		76	1,1,1-Trichloroethane	<	0.005	PPM(V/V)	D
B-3723	10/14/20		76	1,1,2-Trichloroethane	<	0.005	PPM(V/V)	D
B-3723	10/14/20		76	1,1-Dichloroethane	<	0.005	PPM(V/V)	D
B-3723	10/14/20		76	1,1-Dichloroethene	<	0.005	PPM(V/V)	D
B-3723	10/14/20		76	1,2-Dichloroethane	<	0.005	PPM(V/V)	D
B-3723	10/14/20		76	Bromodichloromethane	<	0.005	PPM(V/V)	D
B-3723	10/14/20		76	Bromoform	<	0.005	PPM(V/V)	D
B-3723	10/14/20		76	Carbon tetrachloride	<	0.005	PPM(V/V)	D
B-3723	10/14/20		76	Chloroform	<	0.005	PPM(V/V)	D
B-3723	10/14/20		76	Dibromochloromethane	<	0.005	PPM(V/V)	D
B-3723	10/14/20		76	Tetrachloroethene		0.012	PPM(V/V)	D
B-3723	10/14/20		76	Trichloroethene		0.053	PPM(V/V)	D
B-3723	10/14/20		76	Trichlorofluoromethane	<	0.005	PPM(V/V)	D
B-3723	10/14/20		76	Trichlorotrifluoroethane	<	0.005	PPM(V/V)	D
B-3723	10/14/20		76	Vinyl chloride	<	0.005	PPM(V/V)	D
B-3723	10/14/20		76	cis-1,2-Dichloroethene	<	0.005	PPM(V/V)	D
B-3723	10/14/20		76	trans-1,2-Dichloroethene	<	0.005	PPM(V/V)	D
B-3724	10/13/20		18.5	1,1,1-Trichloroethane	<	0.005	PPM(V/V)	D
B-3724	10/13/20		18.5	1,1,2-Trichloroethane	<	0.005	PPM(V/V)	D
B-3724	10/13/20		18.5	1,1-Dichloroethane	<	0.005	PPM(V/V)	D
B-3724	10/13/20		18.5	1,1-Dichloroethene	<	0.005	PPM(V/V)	D
B-3724	10/13/20		18.5	1,2-Dichloroethane	<	0.005	PPM(V/V)	D
B-3724	10/13/20		18.5	Bromodichloromethane	<	0.005	PPM(V/V)	D
B-3724	10/13/20		18.5	Bromoform	<	0.005	PPM(V/V)	D
B-3724	10/13/20		18.5	Carbon tetrachloride	<	0.005	PPM(V/V)	D
B-3724	10/13/20		18.5	Chloroform	<	0.005	PPM(V/V)	D
B-3724	10/13/20		18.5	Dibromochloromethane	<	0.005	PPM(V/V)	D
B-3724	10/13/20		18.5	Tetrachloroethene	<	0.005	PPM(V/V)	D
B-3724	10/13/20		18.5	Trichloroethene	<	0.005	PPM(V/V)	D
B-3724	10/13/20		18.5	Trichlorofluoromethane	<	0.005	PPM(V/V)	D

Attachment 2. Table 4. Soil vapor analytical data collected from soil borings, Livermore Site, 2021.

Boring	Date	Sample Type	Depth (ft)	Parameter	LOS Indicator	Result	Units	QA Flag
B-3724	10/13/20		18.5	Trichlorotrifluoroethane	<	0.005	PPM(V/V)	D
B-3724	10/13/20		18.5	Vinyl chloride	<	0.005	PPM(V/V)	D
B-3724	10/13/20		18.5	cis-1,2-Dichloroethene	<	0.005	PPM(V/V)	D
B-3724	10/13/20		18.5	trans-1,2-Dichloroethene	<	0.005	PPM(V/V)	D
B-3724	10/13/20		25.5	1,1,1-Trichloroethane	<	0.005	PPM(V/V)	D
B-3724	10/13/20		25.5	1,1,2-Trichloroethane	<	0.005	PPM(V/V)	D
B-3724	10/13/20		25.5	1,1-Dichloroethane	<	0.005	PPM(V/V)	D
B-3724	10/13/20		25.5	1,1-Dichloroethene	<	0.005	PPM(V/V)	D
B-3724	10/13/20		25.5	1,2-Dichloroethane	<	0.005	PPM(V/V)	D
B-3724	10/13/20		25.5	Bromodichloromethane	<	0.005	PPM(V/V)	D
B-3724	10/13/20		25.5	Bromoform	<	0.005	PPM(V/V)	D
B-3724	10/13/20		25.5	Carbon tetrachloride	<	0.005	PPM(V/V)	D
B-3724	10/13/20		25.5	Chloroform	<	0.005	PPM(V/V)	D
B-3724	10/13/20		25.5	Dibromochloromethane	<	0.005	PPM(V/V)	D
B-3724	10/13/20		25.5	Tetrachloroethene		0.018	PPM(V/V)	D
B-3724	10/13/20		25.5	Trichloroethene		0.038	PPM(V/V)	D
B-3724	10/13/20		25.5	Trichlorofluoromethane	<	0.005	PPM(V/V)	D
B-3724	10/13/20		25.5	Trichlorotrifluoroethane	<	0.005	PPM(V/V)	D
B-3724	10/13/20		25.5	Vinyl chloride	<	0.005	PPM(V/V)	D
B-3724	10/13/20		25.5	cis-1,2-Dichloroethene	<	0.005	PPM(V/V)	D
B-3724	10/13/20		25.5	trans-1,2-Dichloroethene	<	0.005	PPM(V/V)	D
B-3724	10/13/20		32	1,1,1-Trichloroethane	<	0.005	PPM(V/V)	D
B-3724	10/13/20		32	1,1,2-Trichloroethane	<	0.005	PPM(V/V)	D
B-3724	10/13/20		32	1,1-Dichloroethane	<	0.005	PPM(V/V)	D
B-3724	10/13/20		32	1,1-Dichloroethene		0.0091	PPM(V/V)	D
B-3724	10/13/20		32	1,2-Dichloroethane	<	0.005	PPM(V/V)	D
B-3724	10/13/20		32	Bromodichloromethane	<	0.005	PPM(V/V)	D
B-3724	10/13/20		32	Bromoform	<	0.005	PPM(V/V)	D
B-3724	10/13/20		32	Carbon tetrachloride		0.072	PPM(V/V)	D
B-3724	10/13/20		32	Chloroform		0.027	PPM(V/V)	D
B-3724	10/13/20		32	Dibromochloromethane	<	0.005	PPM(V/V)	D
B-3724	10/13/20		32	Tetrachloroethene		0.31	PPM(V/V)	D
B-3724	10/13/20		32	Trichloroethene		0.78	PPM(V/V)	D
B-3724	10/13/20		32	Trichlorofluoromethane	<	0.005	PPM(V/V)	D
B-3724	10/13/20		32	Trichlorotrifluoroethane	<	0.005	PPM(V/V)	D
B-3724	10/13/20		32	Vinyl chloride	<	0.005	PPM(V/V)	D
B-3724	10/13/20		32	cis-1,2-Dichloroethene	<	0.005	PPM(V/V)	D
B-3724	10/13/20		32	trans-1,2-Dichloroethene	<	0.005	PPM(V/V)	D
B-3724	10/13/20		45.5	1,1,1-Trichloroethane	<	0.005	PPM(V/V)	D
B-3724	10/13/20		45.5	1,1,2-Trichloroethane	<	0.005	PPM(V/V)	D
B-3724	10/13/20		45.5	1,1-Dichloroethane	<	0.005	PPM(V/V)	D
B-3724	10/13/20		45.5	1,1-Dichloroethene		0.023	PPM(V/V)	D
B-3724	10/13/20		45.5	1,2-Dichloroethane	<	0.005	PPM(V/V)	D
B-3724	10/13/20		45.5	Bromodichloromethane	<	0.005	PPM(V/V)	D
B-3724	10/13/20		45.5	Bromoform	<	0.005	PPM(V/V)	D
B-3724	10/13/20		45.5	Carbon tetrachloride		0.074	PPM(V/V)	D
B-3724	10/13/20		45.5	Chloroform		0.092	PPM(V/V)	D
B-3724	10/13/20		45.5	Dibromochloromethane	<	0.005	PPM(V/V)	D
B-3724	10/13/20		45.5	Tetrachloroethene		0.44	PPM(V/V)	D
B-3724	10/13/20		45.5	Trichloroethene		1.5	PPM(V/V)	D
B-3724	10/13/20		45.5	Trichlorofluoromethane	<	0.005	PPM(V/V)	D
B-3724	10/13/20		45.5	Trichlorotrifluoroethane	<	0.005	PPM(V/V)	D
B-3724	10/13/20		45.5	Vinyl chloride	<	0.005	PPM(V/V)	D
B-3724	10/13/20		45.5	cis-1,2-Dichloroethene	<	0.005	PPM(V/V)	D
B-3724	10/13/20		45.5	trans-1,2-Dichloroethene	<	0.005	PPM(V/V)	D
B-3724	10/13/20		59.5	1,1,1-Trichloroethane	<	0.005	PPM(V/V)	D
B-3724	10/13/20		59.5	1,1,2-Trichloroethane	<	0.005	PPM(V/V)	D
B-3724	10/13/20		59.5	1,1-Dichloroethane		0.0053	PPM(V/V)	D
B-3724	10/13/20		59.5	1,1-Dichloroethene		0.09	PPM(V/V)	D
B-3724	10/13/20		59.5	1,2-Dichloroethane	<	0.005	PPM(V/V)	D
B-3724	10/13/20		59.5	Bromodichloromethane	<	0.005	PPM(V/V)	D
B-3724	10/13/20		59.5	Bromoform	<	0.005	PPM(V/V)	D
B-3724	10/13/20		59.5	Carbon tetrachloride		0.14	PPM(V/V)	D
B-3724	10/13/20		59.5	Chloroform		0.14	PPM(V/V)	D
B-3724	10/13/20		59.5	Dibromochloromethane	<	0.005	PPM(V/V)	D
B-3724	10/13/20		59.5	Tetrachloroethene		1.2	PPM(V/V)	D
B-3724	10/13/20		59.5	Trichloroethene		3.5	PPM(V/V)	D

Attachment 2. Table 4. Soil vapor analytical data collected from soil borings, Livermore Site, 2021.

Boring	Date	Sample Type	Depth (ft)	Parameter	LOS Indicator	Result	Units	QA Flag
B-3724	10/13/20		59.5	Trichlorofluoromethane	<	0.005	PPM(V/V)	D
B-3724	10/13/20		59.5	Trichlorotrifluoroethane	<	0.005	PPM(V/V)	D
B-3724	10/13/20		59.5	Vinyl chloride	<	0.005	PPM(V/V)	D
B-3724	10/13/20		59.5	cis-1,2-Dichloroethene	<	0.005	PPM(V/V)	D
B-3724	10/13/20		59.5	trans-1,2-Dichloroethene	<	0.005	PPM(V/V)	D
B-3724	10/13/20	DUP	59.5	1,1,1-Trichloroethane	<	0.005	PPM(V/V)	D
B-3724	10/13/20	DUP	59.5	1,1,2-Trichloroethane	<	0.005	PPM(V/V)	D
B-3724	10/13/20	DUP	59.5	1,1-Dichloroethane	<	0.005	PPM(V/V)	D
B-3724	10/13/20	DUP	59.5	1,1-Dichloroethene		0.071	PPM(V/V)	D
B-3724	10/13/20	DUP	59.5	1,2-Dichloroethane	<	0.005	PPM(V/V)	D
B-3724	10/13/20	DUP	59.5	Bromodichloromethane	<	0.005	PPM(V/V)	D
B-3724	10/13/20	DUP	59.5	Bromoform	<	0.005	PPM(V/V)	D
B-3724	10/13/20	DUP	59.5	Carbon tetrachloride		0.11	PPM(V/V)	D
B-3724	10/13/20	DUP	59.5	Chloroform		0.12	PPM(V/V)	D
B-3724	10/13/20	DUP	59.5	Dibromochloromethane	<	0.005	PPM(V/V)	D
B-3724	10/13/20	DUP	59.5	Tetrachloroethene		1.1	PPM(V/V)	D
B-3724	10/13/20	DUP	59.5	Trichloroethene		3	PPM(V/V)	D
B-3724	10/13/20	DUP	59.5	Trichlorofluoromethane	<	0.005	PPM(V/V)	D
B-3724	10/13/20	DUP	59.5	Trichlorotrifluoroethane	<	0.005	PPM(V/V)	D
B-3724	10/13/20	DUP	59.5	Vinyl chloride	<	0.005	PPM(V/V)	D
B-3724	10/13/20	DUP	59.5	cis-1,2-Dichloroethene	<	0.005	PPM(V/V)	D
B-3724	10/13/20	DUP	59.5	trans-1,2-Dichloroethene	<	0.005	PPM(V/V)	D
B-3724	10/13/20		73.5	1,1,1-Trichloroethane	<	0.05	PPM(V/V)	D
B-3724	10/13/20		73.5	1,1,2-Trichloroethane	<	0.05	PPM(V/V)	D
B-3724	10/13/20		73.5	1,1-Dichloroethane	<	0.05	PPM(V/V)	D
B-3724	10/13/20		73.5	1,1-Dichloroethene		0.18	PPM(V/V)	D
B-3724	10/13/20		73.5	1,2-Dichloroethane	<	0.05	PPM(V/V)	D
B-3724	10/13/20		73.5	Bromodichloromethane	<	0.05	PPM(V/V)	D
B-3724	10/13/20		73.5	Bromoform	<	0.05	PPM(V/V)	D
B-3724	10/13/20		73.5	Carbon tetrachloride		0.16	PPM(V/V)	D
B-3724	10/13/20		73.5	Chloroform		0.15	PPM(V/V)	D
B-3724	10/13/20		73.5	Dibromochloromethane	<	0.05	PPM(V/V)	D
B-3724	10/13/20		73.5	Tetrachloroethene		1.2	PPM(V/V)	D
B-3724	10/13/20		73.5	Trichloroethene		4.7	PPM(V/V)	D
B-3724	10/13/20		73.5	Trichlorofluoromethane	<	0.05	PPM(V/V)	D
B-3724	10/13/20		73.5	Trichlorotrifluoroethane	<	0.05	PPM(V/V)	D
B-3724	10/13/20		73.5	Vinyl chloride	<	0.05	PPM(V/V)	D
B-3724	10/13/20		73.5	cis-1,2-Dichloroethene	<	0.05	PPM(V/V)	D
B-3724	10/13/20		73.5	trans-1,2-Dichloroethene	<	0.05	PPM(V/V)	D
B-3725	10/12/20		16	1,1,1-Trichloroethane	<	0.01	PPM(V/V)	D
B-3725	10/12/20		16	1,1,2-Trichloroethane	<	0.01	PPM(V/V)	D
B-3725	10/12/20		16	1,1-Dichloroethane	<	0.01	PPM(V/V)	D
B-3725	10/12/20		16	1,1-Dichloroethene	<	0.01	PPM(V/V)	D
B-3725	10/12/20		16	1,2-Dichloroethane	<	0.01	PPM(V/V)	D
B-3725	10/12/20		16	Bromodichloromethane	<	0.01	PPM(V/V)	D
B-3725	10/12/20		16	Bromoform	<	0.01	PPM(V/V)	D
B-3725	10/12/20		16	Carbon tetrachloride		0.083	PPM(V/V)	D
B-3725	10/12/20		16	Chloroform		0.019	PPM(V/V)	D
B-3725	10/12/20		16	Dibromochloromethane	<	0.01	PPM(V/V)	D
B-3725	10/12/20		16	Tetrachloroethene		0.49	PPM(V/V)	D
B-3725	10/12/20		16	Trichloroethene		0.99	PPM(V/V)	D
B-3725	10/12/20		16	Trichlorofluoromethane	<	0.01	PPM(V/V)	D
B-3725	10/12/20		16	Trichlorotrifluoroethane	<	0.01	PPM(V/V)	D
B-3725	10/12/20		16	Vinyl chloride	<	0.01	PPM(V/V)	D
B-3725	10/12/20		16	cis-1,2-Dichloroethene	<	0.01	PPM(V/V)	D
B-3725	10/12/20		16	trans-1,2-Dichloroethene	<	0.01	PPM(V/V)	D
B-3725	10/12/20		19.5	1,1,1-Trichloroethane	<	0.01	PPM(V/V)	D
B-3725	10/12/20		19.5	1,1,2-Trichloroethane	<	0.01	PPM(V/V)	D
B-3725	10/12/20		19.5	1,1-Dichloroethane	<	0.01	PPM(V/V)	D
B-3725	10/12/20		19.5	1,1-Dichloroethene	<	0.01	PPM(V/V)	D
B-3725	10/12/20		19.5	1,2-Dichloroethane	<	0.01	PPM(V/V)	D
B-3725	10/12/20		19.5	Bromodichloromethane	<	0.01	PPM(V/V)	D
B-3725	10/12/20		19.5	Bromoform	<	0.01	PPM(V/V)	D
B-3725	10/12/20		19.5	Carbon tetrachloride		0.083	PPM(V/V)	D
B-3725	10/12/20		19.5	Chloroform		0.022	PPM(V/V)	D
B-3725	10/12/20		19.5	Dibromochloromethane	<	0.01	PPM(V/V)	D
B-3725	10/12/20		19.5	Tetrachloroethene		0.45	PPM(V/V)	D

Attachment 2. Table 4. Soil vapor analytical data collected from soil borings, Livermore Site, 2021.

Boring	Date	Sample Type	Depth (ft)	Parameter	LOS Indicator	Result	Units	QA Flag
B-3725	10/12/20		19.5	Trichloroethene		1	PPM(V/V)	D
B-3725	10/12/20		19.5	Trichlorofluoromethane	<	0.01	PPM(V/V)	D
B-3725	10/12/20		19.5	Trichlorotrifluoroethane	<	0.01	PPM(V/V)	D
B-3725	10/12/20		19.5	Vinyl chloride	<	0.01	PPM(V/V)	D
B-3725	10/12/20		19.5	cis-1,2-Dichloroethene	<	0.01	PPM(V/V)	D
B-3725	10/12/20		19.5	trans-1,2-Dichloroethene	<	0.01	PPM(V/V)	D
B-3725	10/12/20		33.5	1,1,1-Trichloroethane	<	0.05	PPM(V/V)	D
B-3725	10/12/20		33.5	1,1,2-Trichloroethane	<	0.05	PPM(V/V)	D
B-3725	10/12/20		33.5	1,1-Dichloroethane	<	0.05	PPM(V/V)	D
B-3725	10/12/20		33.5	1,1-Dichloroethene	<	0.05	PPM(V/V)	D
B-3725	10/12/20		33.5	1,2-Dichloroethane	<	0.05	PPM(V/V)	D
B-3725	10/12/20		33.5	Bromodichloromethane	<	0.05	PPM(V/V)	D
B-3725	10/12/20		33.5	Bromoform	<	0.05	PPM(V/V)	D
B-3725	10/12/20		33.5	Carbon tetrachloride		0.12	PPM(V/V)	D
B-3725	10/12/20		33.5	Chloroform		0.054	PPM(V/V)	D
B-3725	10/12/20		33.5	Dibromochloromethane	<	0.05	PPM(V/V)	D
B-3725	10/12/20		33.5	Tetrachloroethene		1.1	PPM(V/V)	D
B-3725	10/12/20		33.5	Trichloroethene		2	PPM(V/V)	D
B-3725	10/12/20		33.5	Trichlorofluoromethane	<	0.05	PPM(V/V)	D
B-3725	10/12/20		33.5	Trichlorotrifluoroethane	<	0.05	PPM(V/V)	D
B-3725	10/12/20		33.5	Vinyl chloride	<	0.05	PPM(V/V)	D
B-3725	10/12/20		33.5	cis-1,2-Dichloroethene	<	0.05	PPM(V/V)	D
B-3725	10/12/20		33.5	trans-1,2-Dichloroethene	<	0.05	PPM(V/V)	D
B-3725	10/12/20		45.5	1,1,1-Trichloroethane	<	0.05	PPM(V/V)	D
B-3725	10/12/20		45.5	1,1,2-Trichloroethane	<	0.05	PPM(V/V)	D
B-3725	10/12/20		45.5	1,1-Dichloroethane	<	0.05	PPM(V/V)	D
B-3725	10/12/20		45.5	1,1-Dichloroethene	<	0.05	PPM(V/V)	D
B-3725	10/12/20		45.5	1,2-Dichloroethane	<	0.05	PPM(V/V)	D
B-3725	10/12/20		45.5	Bromodichloromethane	<	0.05	PPM(V/V)	D
B-3725	10/12/20		45.5	Bromoform	<	0.05	PPM(V/V)	D
B-3725	10/12/20		45.5	Carbon tetrachloride		0.15	PPM(V/V)	D
B-3725	10/12/20		45.5	Chloroform		0.072	PPM(V/V)	D
B-3725	10/12/20		45.5	Dibromochloromethane	<	0.05	PPM(V/V)	D
B-3725	10/12/20		45.5	Tetrachloroethene		1.7	PPM(V/V)	D
B-3725	10/12/20		45.5	Trichloroethene		2.6	PPM(V/V)	D
B-3725	10/12/20		45.5	Trichlorofluoromethane	<	0.05	PPM(V/V)	D
B-3725	10/12/20		45.5	Trichlorotrifluoroethane	<	0.05	PPM(V/V)	D
B-3725	10/12/20		45.5	Vinyl chloride	<	0.05	PPM(V/V)	D
B-3725	10/12/20		45.5	cis-1,2-Dichloroethene	<	0.05	PPM(V/V)	D
B-3725	10/12/20		45.5	trans-1,2-Dichloroethene	<	0.05	PPM(V/V)	D
B-3726	10/19/20		11	1,1,1-Trichloroethane		0.0066	PPM(V/V)	D
B-3726	10/19/20		11	1,1,2-Trichloroethane	<	0.005	PPM(V/V)	D
B-3726	10/19/20		11	1,1-Dichloroethane	<	0.005	PPM(V/V)	D
B-3726	10/19/20		11	1,1-Dichloroethene	<	0.005	PPM(V/V)	D
B-3726	10/19/20		11	1,2-Dichloroethane	<	0.005	PPM(V/V)	D
B-3726	10/19/20		11	Bromodichloromethane	<	0.005	PPM(V/V)	D
B-3726	10/19/20		11	Bromoform	<	0.005	PPM(V/V)	D
B-3726	10/19/20		11	Carbon tetrachloride		0.013	PPM(V/V)	D
B-3726	10/19/20		11	Chloroform	<	0.005	PPM(V/V)	D
B-3726	10/19/20		11	Dibromochloromethane	<	0.005	PPM(V/V)	D
B-3726	10/19/20		11	Tetrachloroethene		0.25	PPM(V/V)	D
B-3726	10/19/20		11	Trichloroethene		0.033	PPM(V/V)	D
B-3726	10/19/20		11	Trichlorofluoromethane	<	0.005	PPM(V/V)	D
B-3726	10/19/20		11	Trichlorotrifluoroethane	<	0.005	PPM(V/V)	D
B-3726	10/19/20		11	Vinyl chloride	<	0.005	PPM(V/V)	D
B-3726	10/19/20		11	cis-1,2-Dichloroethene	<	0.005	PPM(V/V)	D
B-3726	10/19/20		11	trans-1,2-Dichloroethene	<	0.005	PPM(V/V)	D
B-3726	10/19/20		19	1,1,1-Trichloroethane		0.0054	PPM(V/V)	D
B-3726	10/19/20		19	1,1,2-Trichloroethane	<	0.005	PPM(V/V)	D
B-3726	10/19/20		19	1,1-Dichloroethane	<	0.005	PPM(V/V)	D
B-3726	10/19/20		19	1,1-Dichloroethene	<	0.005	PPM(V/V)	D
B-3726	10/19/20		19	1,2-Dichloroethane	<	0.005	PPM(V/V)	D
B-3726	10/19/20		19	Bromodichloromethane	<	0.005	PPM(V/V)	D
B-3726	10/19/20		19	Bromoform	<	0.005	PPM(V/V)	D
B-3726	10/19/20		19	Carbon tetrachloride		0.06	PPM(V/V)	D
B-3726	10/19/20		19	Chloroform		0.011	PPM(V/V)	D
B-3726	10/19/20		19	Dibromochloromethane	<	0.005	PPM(V/V)	D

Attachment 2. Table 4. Soil vapor analytical data collected from soil borings, Livermore Site, 2021.

Boring	Date	Sample Type	Depth (ft)	Parameter	LOS Indicator	Result	Units	QA Flag
B-3726	10/19/20		19	Tetrachloroethene		0.51	PPM(V/V)	D
B-3726	10/19/20		19	Trichloroethene		0.57	PPM(V/V)	D
B-3726	10/19/20		19	Trichlorofluoromethane	<	0.005	PPM(V/V)	D
B-3726	10/19/20		19	Trichlorotrifluoroethane	<	0.005	PPM(V/V)	D
B-3726	10/19/20		19	Vinyl chloride	<	0.005	PPM(V/V)	D
B-3726	10/19/20		19	cis-1,2-Dichloroethene	<	0.005	PPM(V/V)	D
B-3726	10/19/20		19	trans-1,2-Dichloroethene	<	0.005	PPM(V/V)	D
B-3726	10/19/20		40.5	1,1,1-Trichloroethane	<	0.005	PPM(V/V)	D
B-3726	10/19/20		40.5	1,1,2-Trichloroethane	<	0.005	PPM(V/V)	D
B-3726	10/19/20		40.5	1,1-Dichloroethane	<	0.005	PPM(V/V)	D
B-3726	10/19/20		40.5	1,1-Dichloroethene		0.012	PPM(V/V)	D
B-3726	10/19/20		40.5	1,2-Dichloroethane	<	0.005	PPM(V/V)	D
B-3726	10/19/20		40.5	Bromodichloromethane	<	0.005	PPM(V/V)	D
B-3726	10/19/20		40.5	Bromoform	<	0.005	PPM(V/V)	D
B-3726	10/19/20		40.5	Carbon tetrachloride		0.066	PPM(V/V)	D
B-3726	10/19/20		40.5	Chloroform		0.015	PPM(V/V)	D
B-3726	10/19/20		40.5	Dibromochloromethane	<	0.005	PPM(V/V)	D
B-3726	10/19/20		40.5	Tetrachloroethene		0.77	PPM(V/V)	D
B-3726	10/19/20		40.5	Trichloroethene		0.77	PPM(V/V)	D
B-3726	10/19/20		40.5	Trichlorofluoromethane	<	0.005	PPM(V/V)	D
B-3726	10/19/20		40.5	Trichlorotrifluoroethane	<	0.005	PPM(V/V)	D
B-3726	10/19/20		40.5	Vinyl chloride	<	0.005	PPM(V/V)	D
B-3726	10/19/20		40.5	cis-1,2-Dichloroethene	<	0.005	PPM(V/V)	D
B-3726	10/19/20		40.5	trans-1,2-Dichloroethene	<	0.005	PPM(V/V)	D
B-3726	10/19/20		45.5	1,1,1-Trichloroethane	<	0.005	PPM(V/V)	D
B-3726	10/19/20		45.5	1,1,2-Trichloroethane	<	0.005	PPM(V/V)	D
B-3726	10/19/20		45.5	1,1-Dichloroethane	<	0.005	PPM(V/V)	D
B-3726	10/19/20		45.5	1,1-Dichloroethene		0.02	PPM(V/V)	D
B-3726	10/19/20		45.5	1,2-Dichloroethane	<	0.005	PPM(V/V)	D
B-3726	10/19/20		45.5	Bromodichloromethane	<	0.005	PPM(V/V)	D
B-3726	10/19/20		45.5	Bromoform	<	0.005	PPM(V/V)	D
B-3726	10/19/20		45.5	Carbon tetrachloride		0.095	PPM(V/V)	D
B-3726	10/19/20		45.5	Chloroform		0.024	PPM(V/V)	D
B-3726	10/19/20		45.5	Dibromochloromethane	<	0.005	PPM(V/V)	D
B-3726	10/19/20		45.5	Tetrachloroethene		1.1	PPM(V/V)	D
B-3726	10/19/20		45.5	Trichloroethene		1.2	PPM(V/V)	D
B-3726	10/19/20		45.5	Trichlorofluoromethane	<	0.005	PPM(V/V)	D
B-3726	10/19/20		45.5	Trichlorotrifluoroethane	<	0.005	PPM(V/V)	D
B-3726	10/19/20		45.5	Vinyl chloride	<	0.005	PPM(V/V)	D
B-3726	10/19/20		45.5	cis-1,2-Dichloroethene	<	0.005	PPM(V/V)	D
B-3726	10/19/20		45.5	trans-1,2-Dichloroethene	<	0.005	PPM(V/V)	D
B-3727	11/2/20		16	1,1,1-Trichloroethane		0.0052	PPM(V/V)	D
B-3727	11/2/20		16	1,1,2-Trichloroethane	<	0.005	PPM(V/V)	D
B-3727	11/2/20		16	1,1-Dichloroethane	<	0.005	PPM(V/V)	D
B-3727	11/2/20		16	1,1-Dichloroethene	<	0.005	PPM(V/V)	D
B-3727	11/2/20		16	1,2-Dichloroethane	<	0.005	PPM(V/V)	D
B-3727	11/2/20		16	Bromodichloromethane	<	0.005	PPM(V/V)	D
B-3727	11/2/20		16	Bromoform	<	0.005	PPM(V/V)	D
B-3727	11/2/20		16	Carbon tetrachloride		0.009	PPM(V/V)	D
B-3727	11/2/20		16	Chloroform	<	0.005	PPM(V/V)	D
B-3727	11/2/20		16	Dibromochloromethane	<	0.005	PPM(V/V)	D
B-3727	11/2/20		16	Tetrachloroethene		0.08	PPM(V/V)	D
B-3727	11/2/20		16	Trichloroethene		0.074	PPM(V/V)	D
B-3727	11/2/20		16	Trichlorofluoromethane	<	0.005	PPM(V/V)	D
B-3727	11/2/20		16	Trichlorotrifluoroethane	<	0.005	PPM(V/V)	D
B-3727	11/2/20		16	Vinyl chloride	<	0.005	PPM(V/V)	D
B-3727	11/2/20		16	cis-1,2-Dichloroethene	<	0.005	PPM(V/V)	D
B-3727	11/2/20		16	trans-1,2-Dichloroethene	<	0.005	PPM(V/V)	D
B-3727	11/2/20		22	1,1,1-Trichloroethane		0.033	PPM(V/V)	D
B-3727	11/2/20		22	1,1,2-Trichloroethane	<	0.005	PPM(V/V)	D
B-3727	11/2/20		22	1,1-Dichloroethane	<	0.005	PPM(V/V)	D
B-3727	11/2/20		22	1,1-Dichloroethene		0.012	PPM(V/V)	D
B-3727	11/2/20		22	1,2-Dichloroethane	<	0.005	PPM(V/V)	D
B-3727	11/2/20		22	Bromodichloromethane	<	0.005	PPM(V/V)	D
B-3727	11/2/20		22	Bromoform	<	0.005	PPM(V/V)	D
B-3727	11/2/20		22	Carbon tetrachloride		0.09	PPM(V/V)	D
B-3727	11/2/20		22	Chloroform		0.016	PPM(V/V)	D

Attachment 2. Table 4. Soil vapor analytical data collected from soil borings, Livermore Site, 2021.

Boring	Date	Sample Type	Depth (ft)	Parameter	LOS Indicator	Result	Units	QA Flag
B-3727	11/2/20		22	Dibromochloromethane	<	0.005	PPM(V/V)	D
B-3727	11/2/20		22	Tetrachloroethene		0.82	PPM(V/V)	D
B-3727	11/2/20		22	Trichloroethene		0.84	PPM(V/V)	D
B-3727	11/2/20		22	Trichlorofluoromethane		0.0054	PPM(V/V)	D
B-3727	11/2/20		22	Trichlorotrifluoroethane	<	0.005	PPM(V/V)	D
B-3727	11/2/20		22	Vinyl chloride	<	0.005	PPM(V/V)	D
B-3727	11/2/20		22	cis-1,2-Dichloroethene	<	0.005	PPM(V/V)	D
B-3727	11/2/20		22	trans-1,2-Dichloroethene	<	0.005	PPM(V/V)	D
B-3727	11/2/20		43.5	1,1,1-Trichloroethane		0.01	PPM(V/V)	D
B-3727	11/2/20		43.5	1,1,2-Trichloroethane	<	0.005	PPM(V/V)	D
B-3727	11/2/20		43.5	1,1-Dichloroethane	<	0.005	PPM(V/V)	D
B-3727	11/2/20		43.5	1,1-Dichloroethene		0.014	PPM(V/V)	D
B-3727	11/2/20		43.5	1,2-Dichloroethane	<	0.005	PPM(V/V)	D
B-3727	11/2/20		43.5	Bromodichloromethane	<	0.005	PPM(V/V)	D
B-3727	11/2/20		43.5	Bromoform	<	0.005	PPM(V/V)	D
B-3727	11/2/20		43.5	Carbon tetrachloride		0.077	PPM(V/V)	D
B-3727	11/2/20		43.5	Chloroform		0.033	PPM(V/V)	D
B-3727	11/2/20		43.5	Dibromochloromethane	<	0.005	PPM(V/V)	D
B-3727	11/2/20		43.5	Tetrachloroethene		0.88	PPM(V/V)	D
B-3727	11/2/20		43.5	Trichloroethene		1.1	PPM(V/V)	D
B-3727	11/2/20		43.5	Trichlorofluoromethane	<	0.005	PPM(V/V)	D
B-3727	11/2/20		43.5	Trichlorotrifluoroethane	<	0.005	PPM(V/V)	D
B-3727	11/2/20		43.5	Vinyl chloride	<	0.005	PPM(V/V)	D
B-3727	11/2/20		43.5	cis-1,2-Dichloroethene	<	0.005	PPM(V/V)	D
B-3727	11/2/20		43.5	trans-1,2-Dichloroethene	<	0.005	PPM(V/V)	D
B-3727	11/2/20		83.5	1,1,1-Trichloroethane	<	0.005	PPM(V/V)	D
B-3727	11/2/20		83.5	1,1,2-Trichloroethane	<	0.005	PPM(V/V)	D
B-3727	11/2/20		83.5	1,1-Dichloroethane	<	0.005	PPM(V/V)	D
B-3727	11/2/20		83.5	1,1-Dichloroethene	<	0.005	PPM(V/V)	D
B-3727	11/2/20		83.5	1,2-Dichloroethane	<	0.005	PPM(V/V)	D
B-3727	11/2/20		83.5	Bromodichloromethane	<	0.005	PPM(V/V)	D
B-3727	11/2/20		83.5	Bromoform	<	0.005	PPM(V/V)	D
B-3727	11/2/20		83.5	Carbon tetrachloride	<	0.005	PPM(V/V)	D
B-3727	11/2/20		83.5	Chloroform	<	0.005	PPM(V/V)	D
B-3727	11/2/20		83.5	Dibromochloromethane	<	0.005	PPM(V/V)	D
B-3727	11/2/20		83.5	Tetrachloroethene		0.022	PPM(V/V)	D
B-3727	11/2/20		83.5	Trichloroethene		0.02	PPM(V/V)	D
B-3727	11/2/20		83.5	Trichlorofluoromethane	<	0.005	PPM(V/V)	D
B-3727	11/2/20		83.5	Trichlorotrifluoroethane	<	0.005	PPM(V/V)	D
B-3727	11/2/20		83.5	Vinyl chloride	<	0.005	PPM(V/V)	D
B-3727	11/2/20		83.5	cis-1,2-Dichloroethene	<	0.005	PPM(V/V)	D
B-3727	11/2/20		83.5	trans-1,2-Dichloroethene	<	0.005	PPM(V/V)	D
B-3728	11/5/20		9	1,1,1-Trichloroethane	<	0.005	PPM(V/V)	D
B-3728	11/5/20		9	1,1,2-Trichloroethane	<	0.005	PPM(V/V)	D
B-3728	11/5/20		9	1,1-Dichloroethane	<	0.005	PPM(V/V)	D
B-3728	11/5/20		9	1,1-Dichloroethene	<	0.005	PPM(V/V)	D
B-3728	11/5/20		9	1,2-Dichloroethane	<	0.005	PPM(V/V)	D
B-3728	11/5/20		9	Bromodichloromethane	<	0.005	PPM(V/V)	D
B-3728	11/5/20		9	Bromoform	<	0.005	PPM(V/V)	D
B-3728	11/5/20		9	Carbon tetrachloride		0.0056	PPM(V/V)	D
B-3728	11/5/20		9	Chloroform	<	0.005	PPM(V/V)	D
B-3728	11/5/20		9	Dibromochloromethane	<	0.005	PPM(V/V)	D
B-3728	11/5/20		9	Tetrachloroethene		0.033	PPM(V/V)	D
B-3728	11/5/20		9	Trichloroethene		0.15	PPM(V/V)	D
B-3728	11/5/20		9	Trichlorofluoromethane	<	0.005	PPM(V/V)	D
B-3728	11/5/20		9	Trichlorotrifluoroethane	<	0.005	PPM(V/V)	D
B-3728	11/5/20		9	Vinyl chloride	<	0.005	PPM(V/V)	D
B-3728	11/5/20		9	cis-1,2-Dichloroethene	<	0.005	PPM(V/V)	D
B-3728	11/5/20		9	trans-1,2-Dichloroethene	<	0.005	PPM(V/V)	D
B-3728	11/5/20		19.5	1,1,1-Trichloroethane	<	0.05	PPM(V/V)	D
B-3728	11/5/20		19.5	1,1,2-Trichloroethane	<	0.05	PPM(V/V)	D
B-3728	11/5/20		19.5	1,1-Dichloroethane	<	0.05	PPM(V/V)	D
B-3728	11/5/20		19.5	1,1-Dichloroethene	<	0.05	PPM(V/V)	D
B-3728	11/5/20		19.5	1,2-Dichloroethane	<	0.05	PPM(V/V)	D
B-3728	11/5/20		19.5	Bromodichloromethane	<	0.05	PPM(V/V)	D
B-3728	11/5/20		19.5	Bromoform	<	0.05	PPM(V/V)	D
B-3728	11/5/20		19.5	Carbon tetrachloride	<	0.05	PPM(V/V)	D

Attachment 2. Table 4. Soil vapor analytical data collected from soil borings, Livermore Site, 2021.

Boring	Date	Sample Type	Depth (ft)	Parameter	LOS Indicator	Result	Units	QA Flag
B-3728	11/5/20		19.5	Chloroform	<	0.05	PPM(V/V)	D
B-3728	11/5/20		19.5	Dibromochloromethane	<	0.05	PPM(V/V)	D
B-3728	11/5/20		19.5	Tetrachloroethene		0.13	PPM(V/V)	D
B-3728	11/5/20		19.5	Trichloroethene		1.8	PPM(V/V)	D
B-3728	11/5/20		19.5	Trichlorofluoromethane	<	0.05	PPM(V/V)	D
B-3728	11/5/20		19.5	Trichlorotrifluoroethane	<	0.05	PPM(V/V)	D
B-3728	11/5/20		19.5	Vinyl chloride	<	0.05	PPM(V/V)	D
B-3728	11/5/20		19.5	cis-1,2-Dichloroethene	<	0.05	PPM(V/V)	D
B-3728	11/5/20		19.5	trans-1,2-Dichloroethene	<	0.05	PPM(V/V)	D
B-3728	11/5/20		28.5	1,1,1-Trichloroethane	<	0.05	PPM(V/V)	D
B-3728	11/5/20		28.5	1,1,2-Trichloroethane	<	0.05	PPM(V/V)	D
B-3728	11/5/20		28.5	1,1-Dichloroethane	<	0.05	PPM(V/V)	D
B-3728	11/5/20		28.5	1,1-Dichloroethene	<	0.05	PPM(V/V)	D
B-3728	11/5/20		28.5	1,2-Dichloroethane	<	0.05	PPM(V/V)	D
B-3728	11/5/20		28.5	Bromodichloromethane	<	0.05	PPM(V/V)	D
B-3728	11/5/20		28.5	Bromoform	<	0.05	PPM(V/V)	D
B-3728	11/5/20		28.5	Carbon tetrachloride	<	0.05	PPM(V/V)	D
B-3728	11/5/20		28.5	Chloroform	<	0.05	PPM(V/V)	D
B-3728	11/5/20		28.5	Dibromochloromethane	<	0.05	PPM(V/V)	D
B-3728	11/5/20		28.5	Tetrachloroethene		0.085	PPM(V/V)	D
B-3728	11/5/20		28.5	Trichloroethene		1.2	PPM(V/V)	D
B-3728	11/5/20		28.5	Trichlorofluoromethane	<	0.05	PPM(V/V)	D
B-3728	11/5/20		28.5	Trichlorotrifluoroethane	<	0.05	PPM(V/V)	D
B-3728	11/5/20		28.5	Vinyl chloride	<	0.05	PPM(V/V)	D
B-3728	11/5/20		28.5	cis-1,2-Dichloroethene	<	0.05	PPM(V/V)	D
B-3728	11/5/20		28.5	trans-1,2-Dichloroethene	<	0.05	PPM(V/V)	D
B-3728	11/5/20		36.5	1,1,1-Trichloroethane	<	0.05	PPM(V/V)	D
B-3728	11/5/20		36.5	1,1,2-Trichloroethane	<	0.05	PPM(V/V)	D
B-3728	11/5/20		36.5	1,1-Dichloroethane	<	0.05	PPM(V/V)	D
B-3728	11/5/20		36.5	1,1-Dichloroethene	<	0.05	PPM(V/V)	D
B-3728	11/5/20		36.5	1,2-Dichloroethane	<	0.05	PPM(V/V)	D
B-3728	11/5/20		36.5	Bromodichloromethane	<	0.05	PPM(V/V)	D
B-3728	11/5/20		36.5	Bromoform	<	0.05	PPM(V/V)	D
B-3728	11/5/20		36.5	Carbon tetrachloride	<	0.05	PPM(V/V)	D
B-3728	11/5/20		36.5	Chloroform	<	0.05	PPM(V/V)	D
B-3728	11/5/20		36.5	Dibromochloromethane	<	0.05	PPM(V/V)	D
B-3728	11/5/20		36.5	Tetrachloroethene	<	0.05	PPM(V/V)	D
B-3728	11/5/20		36.5	Trichloroethene		0.71	PPM(V/V)	D
B-3728	11/5/20		36.5	Trichlorofluoromethane	<	0.05	PPM(V/V)	D
B-3728	11/5/20		36.5	Trichlorotrifluoroethane	<	0.05	PPM(V/V)	D
B-3728	11/5/20		36.5	Vinyl chloride	<	0.05	PPM(V/V)	D
B-3728	11/5/20		36.5	cis-1,2-Dichloroethene	<	0.05	PPM(V/V)	D
B-3728	11/5/20		36.5	trans-1,2-Dichloroethene	<	0.05	PPM(V/V)	D
B-3728	11/5/20		47.5	1,1,1-Trichloroethane	<	0.005	PPM(V/V)	D
B-3728	11/5/20		47.5	1,1,2-Trichloroethane	<	0.005	PPM(V/V)	D
B-3728	11/5/20		47.5	1,1-Dichloroethane	<	0.005	PPM(V/V)	D
B-3728	11/5/20		47.5	1,1-Dichloroethene	<	0.005	PPM(V/V)	D
B-3728	11/5/20		47.5	1,2-Dichloroethane	<	0.005	PPM(V/V)	D
B-3728	11/5/20		47.5	Bromodichloromethane	<	0.005	PPM(V/V)	D
B-3728	11/5/20		47.5	Bromoform	<	0.005	PPM(V/V)	D
B-3728	11/5/20		47.5	Carbon tetrachloride	<	0.005	PPM(V/V)	D
B-3728	11/5/20		47.5	Chloroform	<	0.005	PPM(V/V)	D
B-3728	11/5/20		47.5	Dibromochloromethane	<	0.005	PPM(V/V)	D
B-3728	11/5/20		47.5	Tetrachloroethene	<	0.005	PPM(V/V)	D
B-3728	11/5/20		47.5	Trichloroethene		0.038	PPM(V/V)	D
B-3728	11/5/20		47.5	Trichlorofluoromethane	<	0.005	PPM(V/V)	D
B-3728	11/5/20		47.5	Trichlorotrifluoroethane	<	0.005	PPM(V/V)	D
B-3728	11/5/20		47.5	Vinyl chloride	<	0.005	PPM(V/V)	D
B-3728	11/5/20		47.5	cis-1,2-Dichloroethene	<	0.005	PPM(V/V)	D
B-3728	11/5/20		47.5	trans-1,2-Dichloroethene	<	0.005	PPM(V/V)	D
B-3728	11/5/20		70.5	1,1,1-Trichloroethane	<	0.005	PPM(V/V)	D
B-3728	11/5/20		70.5	1,1,2-Trichloroethane	<	0.005	PPM(V/V)	D
B-3728	11/5/20		70.5	1,1-Dichloroethane	<	0.005	PPM(V/V)	D
B-3728	11/5/20		70.5	1,1-Dichloroethene	<	0.005	PPM(V/V)	D
B-3728	11/5/20		70.5	1,2-Dichloroethane	<	0.005	PPM(V/V)	D
B-3728	11/5/20		70.5	Bromodichloromethane	<	0.005	PPM(V/V)	D
B-3728	11/5/20		70.5	Bromoform	<	0.005	PPM(V/V)	D

Attachment 2. Table 4. Soil vapor analytical data collected from soil borings, Livermore Site, 2021.

Boring	Date	Sample Type	Depth (ft)	Parameter	LOS Indicator	Result	Units	QA Flag
B-3728	11/5/20		70.5	Carbon tetrachloride	<	0.005	PPM(V/V)	D
B-3728	11/5/20		70.5	Chloroform		0.02	PPM(V/V)	D
B-3728	11/5/20		70.5	Dibromochloromethane	<	0.005	PPM(V/V)	D
B-3728	11/5/20		70.5	Tetrachloroethene		0.017	PPM(V/V)	D
B-3728	11/5/20		70.5	Trichloroethene		0.44	PPM(V/V)	D
B-3728	11/5/20		70.5	Trichlorofluoromethane	<	0.005	PPM(V/V)	D
B-3728	11/5/20		70.5	Trichlorotrifluoroethane	<	0.005	PPM(V/V)	D
B-3728	11/5/20		70.5	Vinyl chloride	<	0.005	PPM(V/V)	D
B-3728	11/5/20		70.5	cis-1,2-Dichloroethene	<	0.005	PPM(V/V)	D
B-3728	11/5/20		70.5	trans-1,2-Dichloroethene	<	0.005	PPM(V/V)	D
B-3729	10/21/20		14	1,1,1-Trichloroethane	<	0.005	PPM(V/V)	D
B-3729	10/21/20		14	1,1,2-Trichloroethane	<	0.005	PPM(V/V)	D
B-3729	10/21/20		14	1,1-Dichloroethane	<	0.005	PPM(V/V)	D
B-3729	10/21/20		14	1,1-Dichloroethene	<	0.005	PPM(V/V)	D
B-3729	10/21/20		14	1,2-Dichloroethane	<	0.005	PPM(V/V)	D
B-3729	10/21/20		14	Bromodichloromethane	<	0.005	PPM(V/V)	D
B-3729	10/21/20		14	Bromoform	<	0.005	PPM(V/V)	D
B-3729	10/21/20		14	Carbon tetrachloride		0.097	PPM(V/V)	D
B-3729	10/21/20		14	Chloroform		0.024	PPM(V/V)	D
B-3729	10/21/20		14	Dibromochloromethane	<	0.005	PPM(V/V)	D
B-3729	10/21/20		14	Tetrachloroethene		0.51	PPM(V/V)	D
B-3729	10/21/20		14	Trichloroethene		1.1	PPM(V/V)	D
B-3729	10/21/20		14	Trichlorofluoromethane	<	0.005	PPM(V/V)	D
B-3729	10/21/20		14	Trichlorotrifluoroethane	<	0.005	PPM(V/V)	D
B-3729	10/21/20		14	Vinyl chloride	<	0.005	PPM(V/V)	D
B-3729	10/21/20		14	cis-1,2-Dichloroethene	<	0.005	PPM(V/V)	D
B-3729	10/21/20		14	trans-1,2-Dichloroethene	<	0.005	PPM(V/V)	D
B-3729	10/21/20		19.5	1,1,1-Trichloroethane	<	0.005	PPM(V/V)	D
B-3729	10/21/20		19.5	1,1,2-Trichloroethane	<	0.005	PPM(V/V)	D
B-3729	10/21/20		19.5	1,1-Dichloroethane	<	0.005	PPM(V/V)	D
B-3729	10/21/20		19.5	1,1-Dichloroethene	<	0.005	PPM(V/V)	D
B-3729	10/21/20		19.5	1,2-Dichloroethane	<	0.005	PPM(V/V)	D
B-3729	10/21/20		19.5	Bromodichloromethane	<	0.005	PPM(V/V)	D
B-3729	10/21/20		19.5	Bromoform	<	0.005	PPM(V/V)	D
B-3729	10/21/20		19.5	Carbon tetrachloride		0.046	PPM(V/V)	D
B-3729	10/21/20		19.5	Chloroform		0.021	PPM(V/V)	D
B-3729	10/21/20		19.5	Dibromochloromethane	<	0.005	PPM(V/V)	D
B-3729	10/21/20		19.5	Tetrachloroethene		0.3	PPM(V/V)	D
B-3729	10/21/20		19.5	Trichloroethene		0.85	PPM(V/V)	D
B-3729	10/21/20		19.5	Trichlorofluoromethane	<	0.005	PPM(V/V)	D
B-3729	10/21/20		19.5	Trichlorotrifluoroethane	<	0.005	PPM(V/V)	D
B-3729	10/21/20		19.5	Vinyl chloride	<	0.005	PPM(V/V)	D
B-3729	10/21/20		19.5	cis-1,2-Dichloroethene	<	0.005	PPM(V/V)	D
B-3729	10/21/20		19.5	trans-1,2-Dichloroethene	<	0.005	PPM(V/V)	D
B-3729	10/21/20	DUP	19.5	1,1,1-Trichloroethane	<	0.005	PPM(V/V)	D
B-3729	10/21/20	DUP	19.5	1,1,2-Trichloroethane	<	0.005	PPM(V/V)	D
B-3729	10/21/20	DUP	19.5	1,1-Dichloroethane	<	0.005	PPM(V/V)	D
B-3729	10/21/20	DUP	19.5	1,1-Dichloroethene	<	0.005	PPM(V/V)	D
B-3729	10/21/20	DUP	19.5	1,2-Dichloroethane	<	0.005	PPM(V/V)	D
B-3729	10/21/20	DUP	19.5	Bromodichloromethane	<	0.005	PPM(V/V)	D
B-3729	10/21/20	DUP	19.5	Bromoform	<	0.005	PPM(V/V)	D
B-3729	10/21/20	DUP	19.5	Carbon tetrachloride		0.016	PPM(V/V)	D
B-3729	10/21/20	DUP	19.5	Chloroform		0.0091	PPM(V/V)	D
B-3729	10/21/20	DUP	19.5	Dibromochloromethane	<	0.005	PPM(V/V)	D
B-3729	10/21/20	DUP	19.5	Tetrachloroethene		0.15	PPM(V/V)	D
B-3729	10/21/20	DUP	19.5	Trichloroethene		0.38	PPM(V/V)	D
B-3729	10/21/20	DUP	19.5	Trichlorofluoromethane	<	0.005	PPM(V/V)	D
B-3729	10/21/20	DUP	19.5	Trichlorotrifluoroethane	<	0.005	PPM(V/V)	D
B-3729	10/21/20	DUP	19.5	Vinyl chloride	<	0.005	PPM(V/V)	D
B-3729	10/21/20	DUP	19.5	cis-1,2-Dichloroethene	<	0.005	PPM(V/V)	D
B-3729	10/21/20	DUP	19.5	trans-1,2-Dichloroethene	<	0.005	PPM(V/V)	D
B-3729	10/21/20		42.5	1,1,1-Trichloroethane	<	0.005	PPM(V/V)	D
B-3729	10/21/20		42.5	1,1,2-Trichloroethane	<	0.005	PPM(V/V)	D
B-3729	10/21/20		42.5	1,1-Dichloroethane	<	0.005	PPM(V/V)	D
B-3729	10/21/20		42.5	1,1-Dichloroethene	<	0.005	PPM(V/V)	D
B-3729	10/21/20		42.5	1,2-Dichloroethane	<	0.005	PPM(V/V)	D
B-3729	10/21/20		42.5	Bromodichloromethane	<	0.005	PPM(V/V)	D

Attachment 2. Table 4. Soil vapor analytical data collected from soil borings, Livermore Site, 2021.

Boring	Date	Sample Type	Depth (ft)	Parameter	LOS Indicator	Result	Units	QA Flag
B-3729	10/21/20		42.5	Bromoform	<	0.005	PPM(V/V)	D
B-3729	10/21/20		42.5	Carbon tetrachloride	<	0.005	PPM(V/V)	D
B-3729	10/21/20		42.5	Chloroform	<	0.005	PPM(V/V)	D
B-3729	10/21/20		42.5	Dibromochloromethane	<	0.005	PPM(V/V)	D
B-3729	10/21/20		42.5	Tetrachloroethene		0.052	PPM(V/V)	D
B-3729	10/21/20		42.5	Trichloroethene		0.088	PPM(V/V)	D
B-3729	10/21/20		42.5	Trichlorofluoromethane	<	0.005	PPM(V/V)	D
B-3729	10/21/20		42.5	Trichlorotrifluoroethane	<	0.005	PPM(V/V)	D
B-3729	10/21/20		42.5	Vinyl chloride	<	0.005	PPM(V/V)	D
B-3729	10/21/20		42.5	cis-1,2-Dichloroethene	<	0.005	PPM(V/V)	D
B-3729	10/21/20		42.5	trans-1,2-Dichloroethene	<	0.005	PPM(V/V)	D
B-3729	10/21/20		77	1,1,1-Trichloroethane	<	0.005	PPM(V/V)	D
B-3729	10/21/20		77	1,1,2-Trichloroethane	<	0.005	PPM(V/V)	D
B-3729	10/21/20		77	1,1-Dichloroethane	<	0.005	PPM(V/V)	D
B-3729	10/21/20		77	1,1-Dichloroethene	<	0.005	PPM(V/V)	D
B-3729	10/21/20		77	1,2-Dichloroethane	<	0.005	PPM(V/V)	D
B-3729	10/21/20		77	Bromodichloromethane	<	0.005	PPM(V/V)	D
B-3729	10/21/20		77	Bromoform	<	0.005	PPM(V/V)	D
B-3729	10/21/20		77	Carbon tetrachloride	<	0.005	PPM(V/V)	D
B-3729	10/21/20		77	Chloroform	<	0.005	PPM(V/V)	D
B-3729	10/21/20		77	Dibromochloromethane	<	0.005	PPM(V/V)	D
B-3729	10/21/20		77	Tetrachloroethene		0.035	PPM(V/V)	D
B-3729	10/21/20		77	Trichloroethene		0.071	PPM(V/V)	D
B-3729	10/21/20		77	Trichlorofluoromethane	<	0.005	PPM(V/V)	D
B-3729	10/21/20		77	Trichlorotrifluoroethane	<	0.005	PPM(V/V)	D
B-3729	10/21/20		77	Vinyl chloride	<	0.005	PPM(V/V)	D
B-3729	10/21/20		77	cis-1,2-Dichloroethene	<	0.005	PPM(V/V)	D
B-3729	10/21/20		77	trans-1,2-Dichloroethene	<	0.005	PPM(V/V)	D
B-3730	11/4/20		19	1,1,1-Trichloroethane	<	0.005	PPM(V/V)	D
B-3730	11/4/20		19	1,1,2-Trichloroethane	<	0.005	PPM(V/V)	D
B-3730	11/4/20		19	1,1-Dichloroethane	<	0.005	PPM(V/V)	D
B-3730	11/4/20		19	1,1-Dichloroethene	<	0.005	PPM(V/V)	D
B-3730	11/4/20		19	1,2-Dichloroethane	<	0.005	PPM(V/V)	D
B-3730	11/4/20		19	Bromodichloromethane	<	0.005	PPM(V/V)	D
B-3730	11/4/20		19	Bromoform	<	0.005	PPM(V/V)	D
B-3730	11/4/20		19	Carbon tetrachloride		0.012	PPM(V/V)	D
B-3730	11/4/20		19	Chloroform		0.0058	PPM(V/V)	D
B-3730	11/4/20		19	Dibromochloromethane	<	0.005	PPM(V/V)	D
B-3730	11/4/20		19	Tetrachloroethene		0.12	PPM(V/V)	D
B-3730	11/4/20		19	Trichloroethene		0.5	PPM(V/V)	D
B-3730	11/4/20		19	Trichlorofluoromethane	<	0.005	PPM(V/V)	D
B-3730	11/4/20		19	Trichlorotrifluoroethane	<	0.005	PPM(V/V)	D
B-3730	11/4/20		19	Vinyl chloride	<	0.005	PPM(V/V)	D
B-3730	11/4/20		19	cis-1,2-Dichloroethene	<	0.005	PPM(V/V)	D
B-3730	11/4/20		19	trans-1,2-Dichloroethene	<	0.005	PPM(V/V)	D
B-3730	11/4/20		29.5	1,1,1-Trichloroethane	<	0.05	PPM(V/V)	D
B-3730	11/4/20		29.5	1,1,2-Trichloroethane	<	0.05	PPM(V/V)	D
B-3730	11/4/20		29.5	1,1-Dichloroethane	<	0.05	PPM(V/V)	D
B-3730	11/4/20		29.5	1,1-Dichloroethene	<	0.05	PPM(V/V)	D
B-3730	11/4/20		29.5	1,2-Dichloroethane	<	0.05	PPM(V/V)	D
B-3730	11/4/20		29.5	Bromodichloromethane	<	0.05	PPM(V/V)	D
B-3730	11/4/20		29.5	Bromoform	<	0.05	PPM(V/V)	D
B-3730	11/4/20		29.5	Carbon tetrachloride	<	0.05	PPM(V/V)	D
B-3730	11/4/20		29.5	Chloroform	<	0.05	PPM(V/V)	D
B-3730	11/4/20		29.5	Dibromochloromethane	<	0.05	PPM(V/V)	D
B-3730	11/4/20		29.5	Tetrachloroethene		0.47	PPM(V/V)	D
B-3730	11/4/20		29.5	Trichloroethene		1.5	PPM(V/V)	D
B-3730	11/4/20		29.5	Trichlorofluoromethane	<	0.05	PPM(V/V)	D
B-3730	11/4/20		29.5	Trichlorotrifluoroethane	<	0.05	PPM(V/V)	D
B-3730	11/4/20		29.5	Vinyl chloride	<	0.05	PPM(V/V)	D
B-3730	11/4/20		29.5	cis-1,2-Dichloroethene	<	0.05	PPM(V/V)	D
B-3730	11/4/20		29.5	trans-1,2-Dichloroethene	<	0.05	PPM(V/V)	D
B-3730	11/4/20		36.5	1,1,1-Trichloroethane	<	0.05	PPM(V/V)	D
B-3730	11/4/20		36.5	1,1,2-Trichloroethane	<	0.05	PPM(V/V)	D
B-3730	11/4/20		36.5	1,1-Dichloroethane	<	0.05	PPM(V/V)	D
B-3730	11/4/20		36.5	1,1-Dichloroethene	<	0.05	PPM(V/V)	D
B-3730	11/4/20		36.5	1,2-Dichloroethane	<	0.05	PPM(V/V)	D

Attachment 2. Table 4. Soil vapor analytical data collected from soil borings, Livermore Site, 2021.

Boring	Date	Sample Type	Depth (ft)	Parameter	LOS Indicator	Result	Units	QA Flag
B-3730	11/4/20		36.5	Bromodichloromethane	<	0.05	PPM(V/V)	D
B-3730	11/4/20		36.5	Bromoform	<	0.05	PPM(V/V)	D
B-3730	11/4/20		36.5	Carbon tetrachloride		0.054	PPM(V/V)	D
B-3730	11/4/20		36.5	Chloroform	<	0.05	PPM(V/V)	D
B-3730	11/4/20		36.5	Dibromochloromethane	<	0.05	PPM(V/V)	D
B-3730	11/4/20		36.5	Tetrachloroethene		0.66	PPM(V/V)	D
B-3730	11/4/20		36.5	Trichloroethene		2	PPM(V/V)	D
B-3730	11/4/20		36.5	Trichlorofluoromethane	<	0.05	PPM(V/V)	D
B-3730	11/4/20		36.5	Trichlorotrifluoroethane	<	0.05	PPM(V/V)	D
B-3730	11/4/20		36.5	Vinyl chloride	<	0.05	PPM(V/V)	D
B-3730	11/4/20		36.5	cis-1,2-Dichloroethene	<	0.05	PPM(V/V)	D
B-3730	11/4/20		36.5	trans-1,2-Dichloroethene	<	0.05	PPM(V/V)	D
B-3730	11/4/20		58.5	1,1,1-Trichloroethane	<	0.05	PPM(V/V)	D
B-3730	11/4/20		58.5	1,1,2-Trichloroethane	<	0.05	PPM(V/V)	D
B-3730	11/4/20		58.5	1,1-Dichloroethane	<	0.05	PPM(V/V)	D
B-3730	11/4/20		58.5	1,1-Dichloroethene	<	0.05	PPM(V/V)	D
B-3730	11/4/20		58.5	1,2-Dichloroethane	<	0.05	PPM(V/V)	D
B-3730	11/4/20		58.5	Bromodichloromethane	<	0.05	PPM(V/V)	D
B-3730	11/4/20		58.5	Bromoform	<	0.05	PPM(V/V)	D
B-3730	11/4/20		58.5	Carbon tetrachloride		0.088	PPM(V/V)	D
B-3730	11/4/20		58.5	Chloroform		0.068	PPM(V/V)	D
B-3730	11/4/20		58.5	Dibromochloromethane	<	0.05	PPM(V/V)	D
B-3730	11/4/20		58.5	Tetrachloroethene		1.2	PPM(V/V)	D
B-3730	11/4/20		58.5	Trichloroethene		3.1	PPM(V/V)	D
B-3730	11/4/20		58.5	Trichlorofluoromethane	<	0.05	PPM(V/V)	D
B-3730	11/4/20		58.5	Trichlorotrifluoroethane	<	0.05	PPM(V/V)	D
B-3730	11/4/20		58.5	Vinyl chloride	<	0.05	PPM(V/V)	D
B-3730	11/4/20		58.5	cis-1,2-Dichloroethene	<	0.05	PPM(V/V)	D
B-3730	11/4/20		58.5	trans-1,2-Dichloroethene	<	0.05	PPM(V/V)	D
B-3730	11/4/20		78.5	1,1,1-Trichloroethane	<	0.05	PPM(V/V)	D
B-3730	11/4/20		78.5	1,1,2-Trichloroethane	<	0.05	PPM(V/V)	D
B-3730	11/4/20		78.5	1,1-Dichloroethane	<	0.05	PPM(V/V)	D
B-3730	11/4/20		78.5	1,1-Dichloroethene	<	0.05	PPM(V/V)	D
B-3730	11/4/20		78.5	1,2-Dichloroethane	<	0.05	PPM(V/V)	D
B-3730	11/4/20		78.5	Bromodichloromethane	<	0.05	PPM(V/V)	D
B-3730	11/4/20		78.5	Bromoform	<	0.05	PPM(V/V)	D
B-3730	11/4/20		78.5	Carbon tetrachloride		0.076	PPM(V/V)	D
B-3730	11/4/20		78.5	Chloroform		0.091	PPM(V/V)	D
B-3730	11/4/20		78.5	Dibromochloromethane	<	0.05	PPM(V/V)	D
B-3730	11/4/20		78.5	Tetrachloroethene		1.3	PPM(V/V)	D
B-3730	11/4/20		78.5	Trichloroethene		2.3	PPM(V/V)	D
B-3730	11/4/20		78.5	Trichlorofluoromethane	<	0.05	PPM(V/V)	D
B-3730	11/4/20		78.5	Trichlorotrifluoroethane	<	0.05	PPM(V/V)	D
B-3730	11/4/20		78.5	Vinyl chloride	<	0.05	PPM(V/V)	D
B-3730	11/4/20		78.5	cis-1,2-Dichloroethene	<	0.05	PPM(V/V)	D
B-3730	11/4/20		78.5	trans-1,2-Dichloroethene	<	0.05	PPM(V/V)	D
B-3731	11/10/20		5.5	1,1,1-Trichloroethane	<	0.005	PPM(V/V)	D
B-3731	11/10/20		5.5	1,1,2-Trichloroethane	<	0.005	PPM(V/V)	D
B-3731	11/10/20		5.5	1,1-Dichloroethane	<	0.005	PPM(V/V)	D
B-3731	11/10/20		5.5	1,1-Dichloroethene	<	0.005	PPM(V/V)	D
B-3731	11/10/20		5.5	1,2-Dichloroethane	<	0.005	PPM(V/V)	D
B-3731	11/10/20		5.5	Bromodichloromethane	<	0.005	PPM(V/V)	D
B-3731	11/10/20		5.5	Bromoform	<	0.005	PPM(V/V)	D
B-3731	11/10/20		5.5	Carbon tetrachloride	<	0.005	PPM(V/V)	D
B-3731	11/10/20		5.5	Chloroform	<	0.005	PPM(V/V)	D
B-3731	11/10/20		5.5	Dibromochloromethane	<	0.005	PPM(V/V)	D
B-3731	11/10/20		5.5	Tetrachloroethene	<	0.005	PPM(V/V)	D
B-3731	11/10/20		5.5	Trichloroethene	<	0.005	PPM(V/V)	D
B-3731	11/10/20		5.5	Trichlorofluoromethane	<	0.005	PPM(V/V)	D
B-3731	11/10/20		5.5	Trichlorotrifluoroethane	<	0.005	PPM(V/V)	D
B-3731	11/10/20		5.5	Vinyl chloride	<	0.005	PPM(V/V)	D
B-3731	11/10/20		5.5	cis-1,2-Dichloroethene	<	0.005	PPM(V/V)	D
B-3731	11/10/20		5.5	trans-1,2-Dichloroethene	<	0.005	PPM(V/V)	D
B-3731	11/10/20		18	1,1,1-Trichloroethane	<	0.005	PPM(V/V)	D
B-3731	11/10/20		18	1,1,2-Trichloroethane	<	0.005	PPM(V/V)	D
B-3731	11/10/20		18	1,1-Dichloroethane	<	0.005	PPM(V/V)	D
B-3731	11/10/20		18	1,1-Dichloroethene	<	0.005	PPM(V/V)	D

Attachment 2. Table 4. Soil vapor analytical data collected from soil borings, Livermore Site, 2021.

Boring	Date	Sample Type	Depth (ft)	Parameter	LOS Indicator	Result	Units	QA Flag
B-3731	11/10/20		18	1,2-Dichloroethane	<	0.005	PPM(V/V)	D
B-3731	11/10/20		18	Bromodichloromethane	<	0.005	PPM(V/V)	D
B-3731	11/10/20		18	Bromoform	<	0.005	PPM(V/V)	D
B-3731	11/10/20		18	Carbon tetrachloride	<	0.005	PPM(V/V)	D
B-3731	11/10/20		18	Chloroform	<	0.005	PPM(V/V)	D
B-3731	11/10/20		18	Dibromochloromethane	<	0.005	PPM(V/V)	D
B-3731	11/10/20		18	Tetrachloroethene		0.0082	PPM(V/V)	D
B-3731	11/10/20		18	Trichloroethene		0.08	PPM(V/V)	D
B-3731	11/10/20		18	Trichlorofluoromethane	<	0.005	PPM(V/V)	D
B-3731	11/10/20		18	Trichlorotrifluoroethane	<	0.005	PPM(V/V)	D
B-3731	11/10/20		18	Vinyl chloride	<	0.005	PPM(V/V)	D
B-3731	11/10/20		18	cis-1,2-Dichloroethene	<	0.005	PPM(V/V)	D
B-3731	11/10/20		18	trans-1,2-Dichloroethene	<	0.005	PPM(V/V)	D
B-3731	11/10/20		24	1,1,1-Trichloroethane	<	0.005	PPM(V/V)	D
B-3731	11/10/20		24	1,1,2-Trichloroethane	<	0.005	PPM(V/V)	D
B-3731	11/10/20		24	1,1-Dichloroethane	<	0.005	PPM(V/V)	D
B-3731	11/10/20		24	1,1-Dichloroethene	<	0.005	PPM(V/V)	D
B-3731	11/10/20		24	1,2-Dichloroethane	<	0.005	PPM(V/V)	D
B-3731	11/10/20		24	Bromodichloromethane	<	0.005	PPM(V/V)	D
B-3731	11/10/20		24	Bromoform	<	0.005	PPM(V/V)	D
B-3731	11/10/20		24	Carbon tetrachloride	<	0.005	PPM(V/V)	D
B-3731	11/10/20		24	Chloroform	<	0.005	PPM(V/V)	D
B-3731	11/10/20		24	Dibromochloromethane	<	0.005	PPM(V/V)	D
B-3731	11/10/20		24	Tetrachloroethene		0.025	PPM(V/V)	D
B-3731	11/10/20		24	Trichloroethene		0.4	PPM(V/V)	D
B-3731	11/10/20		24	Trichlorofluoromethane	<	0.005	PPM(V/V)	D
B-3731	11/10/20		24	Trichlorotrifluoroethane	<	0.005	PPM(V/V)	D
B-3731	11/10/20		24	Vinyl chloride	<	0.005	PPM(V/V)	D
B-3731	11/10/20		24	cis-1,2-Dichloroethene	<	0.005	PPM(V/V)	D
B-3731	11/10/20		24	trans-1,2-Dichloroethene	<	0.005	PPM(V/V)	D
B-3731	11/10/20		34.5	1,1,1-Trichloroethane	<	0.005	PPM(V/V)	D
B-3731	11/10/20		34.5	1,1,2-Trichloroethane	<	0.005	PPM(V/V)	D
B-3731	11/10/20		34.5	1,1-Dichloroethane	<	0.005	PPM(V/V)	D
B-3731	11/10/20		34.5	1,1-Dichloroethene	<	0.005	PPM(V/V)	D
B-3731	11/10/20		34.5	1,2-Dichloroethane	<	0.005	PPM(V/V)	D
B-3731	11/10/20		34.5	Bromodichloromethane	<	0.005	PPM(V/V)	D
B-3731	11/10/20		34.5	Bromoform	<	0.005	PPM(V/V)	D
B-3731	11/10/20		34.5	Carbon tetrachloride	<	0.005	PPM(V/V)	D
B-3731	11/10/20		34.5	Chloroform		0.0073	PPM(V/V)	D
B-3731	11/10/20		34.5	Dibromochloromethane	<	0.005	PPM(V/V)	D
B-3731	11/10/20		34.5	Tetrachloroethene		0.032	PPM(V/V)	D
B-3731	11/10/20		34.5	Trichloroethene		0.49	PPM(V/V)	D
B-3731	11/10/20		34.5	Trichlorofluoromethane	<	0.005	PPM(V/V)	D
B-3731	11/10/20		34.5	Trichlorotrifluoroethane	<	0.005	PPM(V/V)	D
B-3731	11/10/20		34.5	Vinyl chloride	<	0.005	PPM(V/V)	D
B-3731	11/10/20		34.5	cis-1,2-Dichloroethene	<	0.005	PPM(V/V)	D
B-3731	11/10/20		34.5	trans-1,2-Dichloroethene	<	0.005	PPM(V/V)	D
B-3731	11/10/20	DUP	34.5	1,1,1-Trichloroethane	<	0.005	PPM(V/V)	D
B-3731	11/10/20	DUP	34.5	1,1,2-Trichloroethane	<	0.005	PPM(V/V)	D
B-3731	11/10/20	DUP	34.5	1,1-Dichloroethane	<	0.005	PPM(V/V)	D
B-3731	11/10/20	DUP	34.5	1,1-Dichloroethene	<	0.005	PPM(V/V)	D
B-3731	11/10/20	DUP	34.5	1,2-Dichloroethane	<	0.005	PPM(V/V)	D
B-3731	11/10/20	DUP	34.5	Bromodichloromethane	<	0.005	PPM(V/V)	D
B-3731	11/10/20	DUP	34.5	Bromoform	<	0.005	PPM(V/V)	D
B-3731	11/10/20	DUP	34.5	Carbon tetrachloride	<	0.005	PPM(V/V)	D
B-3731	11/10/20	DUP	34.5	Chloroform		0.0073	PPM(V/V)	D
B-3731	11/10/20	DUP	34.5	Dibromochloromethane	<	0.005	PPM(V/V)	D
B-3731	11/10/20	DUP	34.5	Tetrachloroethene		0.031	PPM(V/V)	D
B-3731	11/10/20	DUP	34.5	Trichloroethene		0.5	PPM(V/V)	D
B-3731	11/10/20	DUP	34.5	Trichlorofluoromethane	<	0.005	PPM(V/V)	D
B-3731	11/10/20	DUP	34.5	Trichlorotrifluoroethane	<	0.005	PPM(V/V)	D
B-3731	11/10/20	DUP	34.5	Vinyl chloride	<	0.005	PPM(V/V)	D
B-3731	11/10/20	DUP	34.5	cis-1,2-Dichloroethene	<	0.005	PPM(V/V)	D
B-3731	11/10/20	DUP	34.5	trans-1,2-Dichloroethene	<	0.005	PPM(V/V)	D
B-3731	11/10/20		41.5	1,1,1-Trichloroethane	<	0.005	PPM(V/V)	D
B-3731	11/10/20		41.5	1,1,2-Trichloroethane	<	0.005	PPM(V/V)	D
B-3731	11/10/20		41.5	1,1-Dichloroethane	<	0.005	PPM(V/V)	D

Attachment 2. Table 4. Soil vapor analytical data collected from soil borings, Livermore Site, 2021.

Boring	Date	Sample Type	Depth (ft)	Parameter	LOS Indicator	Result	Units	QA Flag
B-3731	11/10/20		41.5	1,1-Dichloroethene	<	0.005	PPM(V/V)	D
B-3731	11/10/20		41.5	1,2-Dichloroethane	<	0.005	PPM(V/V)	D
B-3731	11/10/20		41.5	Bromodichloromethane	<	0.005	PPM(V/V)	D
B-3731	11/10/20		41.5	Bromoform	<	0.005	PPM(V/V)	D
B-3731	11/10/20		41.5	Carbon tetrachloride	<	0.005	PPM(V/V)	D
B-3731	11/10/20		41.5	Chloroform		0.013	PPM(V/V)	D
B-3731	11/10/20		41.5	Dibromochloromethane	<	0.005	PPM(V/V)	D
B-3731	11/10/20		41.5	Tetrachloroethene		0.035	PPM(V/V)	D
B-3731	11/10/20		41.5	Trichloroethene		0.53	PPM(V/V)	D
B-3731	11/10/20		41.5	Trichlorofluoromethane	<	0.005	PPM(V/V)	D
B-3731	11/10/20		41.5	Trichlorotrifluoroethane	<	0.005	PPM(V/V)	D
B-3731	11/10/20		41.5	Vinyl chloride	<	0.005	PPM(V/V)	D
B-3731	11/10/20		41.5	cis-1,2-Dichloroethene	<	0.005	PPM(V/V)	D
B-3731	11/10/20		41.5	trans-1,2-Dichloroethene	<	0.005	PPM(V/V)	D
B-3731	11/10/20		59	1,1,1-Trichloroethane	<	0.005	PPM(V/V)	D
B-3731	11/10/20		59	1,1,2-Trichloroethane	<	0.005	PPM(V/V)	D
B-3731	11/10/20		59	1,1-Dichloroethane	<	0.005	PPM(V/V)	D
B-3731	11/10/20		59	1,1-Dichloroethene	<	0.005	PPM(V/V)	D
B-3731	11/10/20		59	1,2-Dichloroethane	<	0.005	PPM(V/V)	D
B-3731	11/10/20		59	Bromodichloromethane	<	0.005	PPM(V/V)	D
B-3731	11/10/20		59	Bromoform	<	0.005	PPM(V/V)	D
B-3731	11/10/20		59	Carbon tetrachloride		0.0054	PPM(V/V)	D
B-3731	11/10/20		59	Chloroform		0.066	PPM(V/V)	D
B-3731	11/10/20		59	Dibromochloromethane	<	0.005	PPM(V/V)	D
B-3731	11/10/20		59	Tetrachloroethene		0.086	PPM(V/V)	D
B-3731	11/10/20		59	Trichloroethene		2	PPM(V/V)	D
B-3731	11/10/20		59	Trichlorofluoromethane	<	0.005	PPM(V/V)	D
B-3731	11/10/20		59	Trichlorotrifluoroethane	<	0.005	PPM(V/V)	D
B-3731	11/10/20		59	Vinyl chloride	<	0.005	PPM(V/V)	D
B-3731	11/10/20		59	cis-1,2-Dichloroethene	<	0.005	PPM(V/V)	D
B-3731	11/10/20		59	trans-1,2-Dichloroethene	<	0.005	PPM(V/V)	D
B-3732	11/11/20		17	1,1,1-Trichloroethane	<	0.005	PPM(V/V)	D
B-3732	11/11/20		17	1,1,2-Trichloroethane	<	0.005	PPM(V/V)	D
B-3732	11/11/20		17	1,1-Dichloroethane	<	0.005	PPM(V/V)	D
B-3732	11/11/20		17	1,1-Dichloroethene	<	0.005	PPM(V/V)	D
B-3732	11/11/20		17	1,2-Dichloroethane	<	0.005	PPM(V/V)	D
B-3732	11/11/20		17	Bromodichloromethane	<	0.005	PPM(V/V)	D
B-3732	11/11/20		17	Bromoform	<	0.005	PPM(V/V)	D
B-3732	11/11/20		17	Carbon tetrachloride	<	0.005	PPM(V/V)	D
B-3732	11/11/20		17	Chloroform	<	0.005	PPM(V/V)	D
B-3732	11/11/20		17	Dibromochloromethane	<	0.005	PPM(V/V)	D
B-3732	11/11/20		17	Tetrachloroethene	<	0.005	PPM(V/V)	D
B-3732	11/11/20		17	Trichloroethene		0.029	PPM(V/V)	D
B-3732	11/11/20		17	Trichlorofluoromethane	<	0.005	PPM(V/V)	D
B-3732	11/11/20		17	Trichlorotrifluoroethane	<	0.005	PPM(V/V)	D
B-3732	11/11/20		17	Vinyl chloride	<	0.005	PPM(V/V)	D
B-3732	11/11/20		17	cis-1,2-Dichloroethene	<	0.005	PPM(V/V)	D
B-3732	11/11/20		17	trans-1,2-Dichloroethene	<	0.005	PPM(V/V)	D
B-3732	11/11/20		22	1,1,1-Trichloroethane	<	0.005	PPM(V/V)	D
B-3732	11/11/20		22	1,1,2-Trichloroethane	<	0.005	PPM(V/V)	D
B-3732	11/11/20		22	1,1-Dichloroethane	<	0.005	PPM(V/V)	D
B-3732	11/11/20		22	1,1-Dichloroethene	<	0.005	PPM(V/V)	D
B-3732	11/11/20		22	1,2-Dichloroethane	<	0.005	PPM(V/V)	D
B-3732	11/11/20		22	Bromodichloromethane	<	0.005	PPM(V/V)	D
B-3732	11/11/20		22	Bromoform	<	0.005	PPM(V/V)	D
B-3732	11/11/20		22	Carbon tetrachloride	<	0.005	PPM(V/V)	D
B-3732	11/11/20		22	Chloroform	<	0.005	PPM(V/V)	D
B-3732	11/11/20		22	Dibromochloromethane	<	0.005	PPM(V/V)	D
B-3732	11/11/20		22	Tetrachloroethene	<	0.005	PPM(V/V)	D
B-3732	11/11/20		22	Trichloroethene		0.11	PPM(V/V)	D
B-3732	11/11/20		22	Trichlorofluoromethane	<	0.005	PPM(V/V)	D
B-3732	11/11/20		22	Trichlorotrifluoroethane	<	0.005	PPM(V/V)	D
B-3732	11/11/20		22	Vinyl chloride	<	0.005	PPM(V/V)	D
B-3732	11/11/20		22	cis-1,2-Dichloroethene	<	0.005	PPM(V/V)	D
B-3732	11/11/20		22	trans-1,2-Dichloroethene	<	0.005	PPM(V/V)	D
B-3732	11/11/20		29.5	1,1,1-Trichloroethane	<	0.005	PPM(V/V)	D
B-3732	11/11/20		29.5	1,1,2-Trichloroethane	<	0.005	PPM(V/V)	D

Attachment 2. Table 4. Soil vapor analytical data collected from soil borings, Livermore Site, 2021.

Boring	Date	Sample Type	Depth (ft)	Parameter	LOS Indicator	Result	Units	QA Flag
B-3732	11/11/20		29.5	1,1-Dichloroethane	<	0.005	PPM(V/V)	D
B-3732	11/11/20		29.5	1,1-Dichloroethene	<	0.005	PPM(V/V)	D
B-3732	11/11/20		29.5	1,2-Dichloroethane	<	0.005	PPM(V/V)	D
B-3732	11/11/20		29.5	Bromodichloromethane	<	0.005	PPM(V/V)	D
B-3732	11/11/20		29.5	Bromoform	<	0.005	PPM(V/V)	D
B-3732	11/11/20		29.5	Carbon tetrachloride	<	0.005	PPM(V/V)	D
B-3732	11/11/20		29.5	Chloroform	<	0.005	PPM(V/V)	D
B-3732	11/11/20		29.5	Dibromochloromethane	<	0.005	PPM(V/V)	D
B-3732	11/11/20		29.5	Tetrachloroethene	<	0.005	PPM(V/V)	D
B-3732	11/11/20		29.5	Trichloroethene		0.2	PPM(V/V)	D
B-3732	11/11/20		29.5	Trichlorofluoromethane	<	0.005	PPM(V/V)	D
B-3732	11/11/20		29.5	Trichlorotrifluoroethane	<	0.005	PPM(V/V)	D
B-3732	11/11/20		29.5	Vinyl chloride	<	0.005	PPM(V/V)	D
B-3732	11/11/20		29.5	cis-1,2-Dichloroethene	<	0.005	PPM(V/V)	D
B-3732	11/11/20		29.5	trans-1,2-Dichloroethene	<	0.005	PPM(V/V)	D
B-3732	11/11/20	DUP	29.5	1,1,1-Trichloroethane	<	0.005	PPM(V/V)	D
B-3732	11/11/20	DUP	29.5	1,1,2-Trichloroethane	<	0.005	PPM(V/V)	D
B-3732	11/11/20	DUP	29.5	1,1-Dichloroethane	<	0.005	PPM(V/V)	D
B-3732	11/11/20	DUP	29.5	1,1-Dichloroethene	<	0.005	PPM(V/V)	D
B-3732	11/11/20	DUP	29.5	1,2-Dichloroethane	<	0.005	PPM(V/V)	D
B-3732	11/11/20	DUP	29.5	Bromodichloromethane	<	0.005	PPM(V/V)	D
B-3732	11/11/20	DUP	29.5	Bromoform	<	0.005	PPM(V/V)	D
B-3732	11/11/20	DUP	29.5	Carbon tetrachloride	<	0.005	PPM(V/V)	D
B-3732	11/11/20	DUP	29.5	Chloroform	<	0.005	PPM(V/V)	D
B-3732	11/11/20	DUP	29.5	Dibromochloromethane	<	0.005	PPM(V/V)	D
B-3732	11/11/20	DUP	29.5	Tetrachloroethene	<	0.005	PPM(V/V)	D
B-3732	11/11/20	DUP	29.5	Trichloroethene		0.2	PPM(V/V)	D
B-3732	11/11/20	DUP	29.5	Trichlorofluoromethane	<	0.005	PPM(V/V)	D
B-3732	11/11/20	DUP	29.5	Trichlorotrifluoroethane	<	0.005	PPM(V/V)	D
B-3732	11/11/20	DUP	29.5	Vinyl chloride	<	0.005	PPM(V/V)	D
B-3732	11/11/20	DUP	29.5	cis-1,2-Dichloroethene	<	0.005	PPM(V/V)	D
B-3732	11/11/20	DUP	29.5	trans-1,2-Dichloroethene	<	0.005	PPM(V/V)	D
B-3732	11/11/20		39.5	1,1,1-Trichloroethane	<	0.005	PPM(V/V)	D
B-3732	11/11/20		39.5	1,1,2-Trichloroethane	<	0.005	PPM(V/V)	D
B-3732	11/11/20		39.5	1,1-Dichloroethane	<	0.005	PPM(V/V)	D
B-3732	11/11/20		39.5	1,1-Dichloroethene	<	0.005	PPM(V/V)	D
B-3732	11/11/20		39.5	1,2-Dichloroethane	<	0.005	PPM(V/V)	D
B-3732	11/11/20		39.5	Bromodichloromethane	<	0.005	PPM(V/V)	D
B-3732	11/11/20		39.5	Bromoform	<	0.005	PPM(V/V)	D
B-3732	11/11/20		39.5	Carbon tetrachloride	<	0.005	PPM(V/V)	D
B-3732	11/11/20		39.5	Chloroform	<	0.005	PPM(V/V)	D
B-3732	11/11/20		39.5	Dibromochloromethane	<	0.005	PPM(V/V)	D
B-3732	11/11/20		39.5	Tetrachloroethene	<	0.005	PPM(V/V)	D
B-3732	11/11/20		39.5	Trichloroethene		0.1	PPM(V/V)	D
B-3732	11/11/20		39.5	Trichlorofluoromethane	<	0.005	PPM(V/V)	D
B-3732	11/11/20		39.5	Trichlorotrifluoroethane	<	0.005	PPM(V/V)	D
B-3732	11/11/20		39.5	Vinyl chloride	<	0.005	PPM(V/V)	D
B-3732	11/11/20		39.5	cis-1,2-Dichloroethene	<	0.005	PPM(V/V)	D
B-3732	11/11/20		39.5	trans-1,2-Dichloroethene	<	0.005	PPM(V/V)	D
B-3733	11/12/20		14.5	1,1,1-Trichloroethane	<	0.005	PPM(V/V)	D
B-3733	11/12/20		14.5	1,1,2-Trichloroethane	<	0.005	PPM(V/V)	D
B-3733	11/12/20		14.5	1,1-Dichloroethane	<	0.005	PPM(V/V)	D
B-3733	11/12/20		14.5	1,1-Dichloroethene	<	0.005	PPM(V/V)	D
B-3733	11/12/20		14.5	1,2-Dichloroethane	<	0.005	PPM(V/V)	D
B-3733	11/12/20		14.5	Bromodichloromethane	<	0.005	PPM(V/V)	D
B-3733	11/12/20		14.5	Bromoform	<	0.005	PPM(V/V)	D
B-3733	11/12/20		14.5	Carbon tetrachloride	<	0.005	PPM(V/V)	D
B-3733	11/12/20		14.5	Chloroform	<	0.005	PPM(V/V)	D
B-3733	11/12/20		14.5	Dibromochloromethane	<	0.005	PPM(V/V)	D
B-3733	11/12/20		14.5	Tetrachloroethene	<	0.005	PPM(V/V)	D
B-3733	11/12/20		14.5	Trichloroethene		0.083	PPM(V/V)	D
B-3733	11/12/20		14.5	Trichlorofluoromethane	<	0.005	PPM(V/V)	D
B-3733	11/12/20		14.5	Trichlorotrifluoroethane	<	0.005	PPM(V/V)	D
B-3733	11/12/20		14.5	Vinyl chloride	<	0.005	PPM(V/V)	D
B-3733	11/12/20		14.5	cis-1,2-Dichloroethene	<	0.005	PPM(V/V)	D
B-3733	11/12/20		14.5	trans-1,2-Dichloroethene	<	0.005	PPM(V/V)	D
B-3733	11/12/20		28	1,1,1-Trichloroethane	<	0.005	PPM(V/V)	D

Attachment 2. Table 4. Soil vapor analytical data collected from soil borings, Livermore Site, 2021.

Boring	Date	Sample Type	Depth (ft)	Parameter	LOS Indicator	Result	Units	QA Flag
B-3733	11/12/20		28	1,1,2-Trichloroethane	<	0.005	PPM(V/V)	D
B-3733	11/12/20		28	1,1-Dichloroethane	<	0.005	PPM(V/V)	D
B-3733	11/12/20		28	1,1-Dichloroethene	<	0.005	PPM(V/V)	D
B-3733	11/12/20		28	1,2-Dichloroethane	<	0.005	PPM(V/V)	D
B-3733	11/12/20		28	Bromodichloromethane	<	0.005	PPM(V/V)	D
B-3733	11/12/20		28	Bromoform	<	0.005	PPM(V/V)	D
B-3733	11/12/20		28	Carbon tetrachloride	<	0.005	PPM(V/V)	D
B-3733	11/12/20		28	Chloroform	<	0.005	PPM(V/V)	D
B-3733	11/12/20		28	Dibromochloromethane	<	0.005	PPM(V/V)	D
B-3733	11/12/20		28	Tetrachloroethene	<	0.005	PPM(V/V)	D
B-3733	11/12/20		28	Trichloroethene		0.18	PPM(V/V)	D
B-3733	11/12/20		28	Trichlorofluoromethane	<	0.005	PPM(V/V)	D
B-3733	11/12/20		28	Trichlorotrifluoroethane	<	0.005	PPM(V/V)	D
B-3733	11/12/20		28	Vinyl chloride	<	0.005	PPM(V/V)	D
B-3733	11/12/20		28	cis-1,2-Dichloroethene	<	0.005	PPM(V/V)	D
B-3733	11/12/20		28	trans-1,2-Dichloroethene	<	0.005	PPM(V/V)	D
B-3733	11/12/20		36.5	1,1,1-Trichloroethane	<	0.005	PPM(V/V)	D
B-3733	11/12/20		36.5	1,1,2-Trichloroethane	<	0.005	PPM(V/V)	D
B-3733	11/12/20		36.5	1,1-Dichloroethane	<	0.005	PPM(V/V)	D
B-3733	11/12/20		36.5	1,1-Dichloroethene	<	0.005	PPM(V/V)	D
B-3733	11/12/20		36.5	1,2-Dichloroethane	<	0.005	PPM(V/V)	D
B-3733	11/12/20		36.5	Bromodichloromethane	<	0.005	PPM(V/V)	D
B-3733	11/12/20		36.5	Bromoform	<	0.005	PPM(V/V)	D
B-3733	11/12/20		36.5	Carbon tetrachloride	<	0.005	PPM(V/V)	D
B-3733	11/12/20		36.5	Chloroform	<	0.005	PPM(V/V)	D
B-3733	11/12/20		36.5	Dibromochloromethane	<	0.005	PPM(V/V)	D
B-3733	11/12/20		36.5	Tetrachloroethene	<	0.005	PPM(V/V)	D
B-3733	11/12/20		36.5	Trichloroethene		0.24	PPM(V/V)	D
B-3733	11/12/20		36.5	Trichlorofluoromethane	<	0.005	PPM(V/V)	D
B-3733	11/12/20		36.5	Trichlorotrifluoroethane	<	0.005	PPM(V/V)	D
B-3733	11/12/20		36.5	Vinyl chloride	<	0.005	PPM(V/V)	D
B-3733	11/12/20		36.5	cis-1,2-Dichloroethene	<	0.005	PPM(V/V)	D
B-3733	11/12/20		36.5	trans-1,2-Dichloroethene	<	0.005	PPM(V/V)	D
B-3733	11/12/20		55	1,1,1-Trichloroethane	<	0.05	PPM(V/V)	D
B-3733	11/12/20		55	1,1,2-Trichloroethane	<	0.05	PPM(V/V)	D
B-3733	11/12/20		55	1,1-Dichloroethane	<	0.05	PPM(V/V)	D
B-3733	11/12/20		55	1,1-Dichloroethene	<	0.05	PPM(V/V)	D
B-3733	11/12/20		55	1,2-Dichloroethane	<	0.05	PPM(V/V)	D
B-3733	11/12/20		55	Bromodichloromethane	<	0.05	PPM(V/V)	D
B-3733	11/12/20		55	Bromoform	<	0.05	PPM(V/V)	D
B-3733	11/12/20		55	Carbon tetrachloride	<	0.05	PPM(V/V)	D
B-3733	11/12/20		55	Chloroform	<	0.05	PPM(V/V)	D
B-3733	11/12/20		55	Dibromochloromethane	<	0.05	PPM(V/V)	D
B-3733	11/12/20		55	Tetrachloroethene	<	0.05	PPM(V/V)	D
B-3733	11/12/20		55	Trichloroethene		1.5	PPM(V/V)	D
B-3733	11/12/20		55	Trichlorofluoromethane	<	0.05	PPM(V/V)	D
B-3733	11/12/20		55	Trichlorotrifluoroethane	<	0.05	PPM(V/V)	D
B-3733	11/12/20		55	Vinyl chloride	<	0.05	PPM(V/V)	D
B-3733	11/12/20		55	cis-1,2-Dichloroethene	<	0.05	PPM(V/V)	D
B-3733	11/12/20		55	trans-1,2-Dichloroethene	<	0.05	PPM(V/V)	D
B-3734	1/14/21		5	1,1,1-Trichloroethane	<	0.005	PPM(V/V)	D
B-3734	1/14/21		5	1,1,2-Trichloroethane	<	0.005	PPM(V/V)	D
B-3734	1/14/21		5	1,1-Dichloroethane	<	0.005	PPM(V/V)	D
B-3734	1/14/21		5	1,1-Dichloroethene	<	0.005	PPM(V/V)	D
B-3734	1/14/21		5	1,2-Dichloroethane	<	0.005	PPM(V/V)	D
B-3734	1/14/21		5	Bromodichloromethane	<	0.005	PPM(V/V)	D
B-3734	1/14/21		5	Bromoform	<	0.005	PPM(V/V)	D
B-3734	1/14/21		5	Carbon tetrachloride		0.005	PPM(V/V)	D
B-3734	1/14/21		5	Chloroform	<	0.005	PPM(V/V)	D
B-3734	1/14/21		5	Dibromochloromethane	<	0.005	PPM(V/V)	D
B-3734	1/14/21		5	Tetrachloroethene		0.05	PPM(V/V)	D
B-3734	1/14/21		5	Trichloroethene		0.057	PPM(V/V)	D
B-3734	1/14/21		5	Trichlorofluoromethane	<	0.005	PPM(V/V)	D
B-3734	1/14/21		5	Trichlorotrifluoroethane	<	0.005	PPM(V/V)	D
B-3734	1/14/21		5	Vinyl chloride	<	0.005	PPM(V/V)	D
B-3734	1/14/21		5	cis-1,2-Dichloroethene	<	0.005	PPM(V/V)	D
B-3734	1/14/21		5	trans-1,2-Dichloroethene	<	0.005	PPM(V/V)	D

Attachment 2. Table 4. Soil vapor analytical data collected from soil borings, Livermore Site, 2021.

Boring	Date	Sample Type	Depth (ft)	Parameter	LOS Indicator	Result	Units	QA Flag
B-3734	1/14/21		15.5	1,1,1-Trichloroethane	<	0.05	PPM(V/V)	D
B-3734	1/14/21		15.5	1,1,2-Trichloroethane	<	0.05	PPM(V/V)	D
B-3734	1/14/21		15.5	1,1-Dichloroethane	<	0.05	PPM(V/V)	D
B-3734	1/14/21		15.5	1,1-Dichloroethene	<	0.05	PPM(V/V)	D
B-3734	1/14/21		15.5	1,2-Dichloroethane	<	0.05	PPM(V/V)	D
B-3734	1/14/21		15.5	Bromodichloromethane	<	0.05	PPM(V/V)	D
B-3734	1/14/21		15.5	Bromoform	<	0.05	PPM(V/V)	D
B-3734	1/14/21		15.5	Carbon tetrachloride	<	0.05	PPM(V/V)	D
B-3734	1/14/21		15.5	Chloroform	<	0.05	PPM(V/V)	D
B-3734	1/14/21		15.5	Dibromochloromethane	<	0.05	PPM(V/V)	D
B-3734	1/14/21		15.5	Tetrachloroethene		0.12	PPM(V/V)	D
B-3734	1/14/21		15.5	Trichloroethene		0.82	PPM(V/V)	D
B-3734	1/14/21		15.5	Trichlorofluoromethane	<	0.05	PPM(V/V)	D
B-3734	1/14/21		15.5	Trichlorotrifluoroethane	<	0.05	PPM(V/V)	D
B-3734	1/14/21		15.5	Vinyl chloride	<	0.05	PPM(V/V)	D
B-3734	1/14/21		15.5	cis-1,2-Dichloroethene	<	0.05	PPM(V/V)	D
B-3734	1/14/21		15.5	trans-1,2-Dichloroethene	<	0.05	PPM(V/V)	D
B-3734	1/14/21	DUP	15.5	1,1,1-Trichloroethane	<	0.05	PPM(V/V)	D
B-3734	1/14/21	DUP	15.5	1,1,2-Trichloroethane	<	0.05	PPM(V/V)	D
B-3734	1/14/21	DUP	15.5	1,1-Dichloroethane	<	0.05	PPM(V/V)	D
B-3734	1/14/21	DUP	15.5	1,1-Dichloroethene	<	0.05	PPM(V/V)	D
B-3734	1/14/21	DUP	15.5	1,2-Dichloroethane	<	0.05	PPM(V/V)	D
B-3734	1/14/21	DUP	15.5	Bromodichloromethane	<	0.05	PPM(V/V)	D
B-3734	1/14/21	DUP	15.5	Bromoform	<	0.05	PPM(V/V)	D
B-3734	1/14/21	DUP	15.5	Carbon tetrachloride	<	0.05	PPM(V/V)	D
B-3734	1/14/21	DUP	15.5	Chloroform	<	0.05	PPM(V/V)	D
B-3734	1/14/21	DUP	15.5	Dibromochloromethane	<	0.05	PPM(V/V)	D
B-3734	1/14/21	DUP	15.5	Tetrachloroethene		0.1	PPM(V/V)	D
B-3734	1/14/21	DUP	15.5	Trichloroethene		0.79	PPM(V/V)	D
B-3734	1/14/21	DUP	15.5	Trichlorofluoromethane	<	0.05	PPM(V/V)	D
B-3734	1/14/21	DUP	15.5	Trichlorotrifluoroethane	<	0.05	PPM(V/V)	D
B-3734	1/14/21	DUP	15.5	Vinyl chloride	<	0.05	PPM(V/V)	D
B-3734	1/14/21	DUP	15.5	cis-1,2-Dichloroethene	<	0.05	PPM(V/V)	D
B-3734	1/14/21	DUP	15.5	trans-1,2-Dichloroethene	<	0.05	PPM(V/V)	D
B-3734	1/14/21		25	1,1,1-Trichloroethane	<	0.05	PPM(V/V)	D
B-3734	1/14/21		25	1,1,2-Trichloroethane	<	0.05	PPM(V/V)	D
B-3734	1/14/21		25	1,1-Dichloroethane	<	0.05	PPM(V/V)	D
B-3734	1/14/21		25	1,1-Dichloroethene	<	0.05	PPM(V/V)	D
B-3734	1/14/21		25	1,2-Dichloroethane	<	0.05	PPM(V/V)	D
B-3734	1/14/21		25	Bromodichloromethane	<	0.05	PPM(V/V)	D
B-3734	1/14/21		25	Bromoform	<	0.05	PPM(V/V)	D
B-3734	1/14/21		25	Carbon tetrachloride	<	0.05	PPM(V/V)	D
B-3734	1/14/21		25	Chloroform	<	0.05	PPM(V/V)	D
B-3734	1/14/21		25	Dibromochloromethane	<	0.05	PPM(V/V)	D
B-3734	1/14/21		25	Tetrachloroethene		0.17	PPM(V/V)	D
B-3734	1/14/21		25	Trichloroethene		1.2	PPM(V/V)	D
B-3734	1/14/21		25	Trichlorofluoromethane	<	0.05	PPM(V/V)	D
B-3734	1/14/21		25	Trichlorotrifluoroethane	<	0.05	PPM(V/V)	D
B-3734	1/14/21		25	Vinyl chloride	<	0.05	PPM(V/V)	D
B-3734	1/14/21		25	cis-1,2-Dichloroethene	<	0.05	PPM(V/V)	D
B-3734	1/14/21		25	trans-1,2-Dichloroethene	<	0.05	PPM(V/V)	D
B-3734	1/14/21		28	1,1,1-Trichloroethane	<	0.05	PPM(V/V)	D
B-3734	1/14/21		28	1,1,2-Trichloroethane	<	0.05	PPM(V/V)	D
B-3734	1/14/21		28	1,1-Dichloroethane	<	0.05	PPM(V/V)	D
B-3734	1/14/21		28	1,1-Dichloroethene	<	0.05	PPM(V/V)	D
B-3734	1/14/21		28	1,2-Dichloroethane	<	0.05	PPM(V/V)	D
B-3734	1/14/21		28	Bromodichloromethane	<	0.05	PPM(V/V)	D
B-3734	1/14/21		28	Bromoform	<	0.05	PPM(V/V)	D
B-3734	1/14/21		28	Carbon tetrachloride	<	0.05	PPM(V/V)	D
B-3734	1/14/21		28	Chloroform	<	0.05	PPM(V/V)	D
B-3734	1/14/21		28	Dibromochloromethane	<	0.05	PPM(V/V)	D
B-3734	1/14/21		28	Tetrachloroethene		0.2	PPM(V/V)	D
B-3734	1/14/21		28	Trichloroethene		1.3	PPM(V/V)	D
B-3734	1/14/21		28	Trichlorofluoromethane	<	0.05	PPM(V/V)	D
B-3734	1/14/21		28	Trichlorotrifluoroethane	<	0.05	PPM(V/V)	D
B-3734	1/14/21		28	Vinyl chloride	<	0.05	PPM(V/V)	D
B-3734	1/14/21		28	cis-1,2-Dichloroethene	<	0.05	PPM(V/V)	D

Attachment 2. Table 4. Soil vapor analytical data collected from soil borings, Livermore Site, 2021.

Boring	Date	Sample Type	Depth (ft)	Parameter	LOS Indicator	Result	Units	QA Flag
B-3734	1/14/21		28	trans-1,2-Dichloroethene	<	0.05	PPM(V/V)	D
B-3734	1/14/21		38	1,1,1-Trichloroethane	<	0.05	PPM(V/V)	D
B-3734	1/14/21		38	1,1,2-Trichloroethane	<	0.05	PPM(V/V)	D
B-3734	1/14/21		38	1,1-Dichloroethane	<	0.05	PPM(V/V)	D
B-3734	1/14/21		38	1,1-Dichloroethene	<	0.05	PPM(V/V)	D
B-3734	1/14/21		38	1,2-Dichloroethane	<	0.05	PPM(V/V)	D
B-3734	1/14/21		38	Bromodichloromethane	<	0.05	PPM(V/V)	D
B-3734	1/14/21		38	Bromoform	<	0.05	PPM(V/V)	D
B-3734	1/14/21		38	Carbon tetrachloride	<	0.05	PPM(V/V)	D
B-3734	1/14/21		38	Chloroform	<	0.05	PPM(V/V)	D
B-3734	1/14/21		38	Dibromochloromethane	<	0.05	PPM(V/V)	D
B-3734	1/14/21		38	Tetrachloroethene		0.2	PPM(V/V)	D
B-3734	1/14/21		38	Trichloroethene		1.6	PPM(V/V)	D
B-3734	1/14/21		38	Trichlorofluoromethane	<	0.05	PPM(V/V)	D
B-3734	1/14/21		38	Trichlorotrifluoroethane	<	0.05	PPM(V/V)	D
B-3734	1/14/21		38	Vinyl chloride	<	0.05	PPM(V/V)	D
B-3734	1/14/21		38	cis-1,2-Dichloroethene	<	0.05	PPM(V/V)	D
B-3734	1/14/21		38	trans-1,2-Dichloroethene	<	0.05	PPM(V/V)	D
B-3734	1/14/21		58.5	1,1,1-Trichloroethane	<	0.5	PPM(V/V)	D
B-3734	1/14/21		58.5	1,1,2-Trichloroethane	<	0.5	PPM(V/V)	D
B-3734	1/14/21		58.5	1,1-Dichloroethane	<	0.5	PPM(V/V)	D
B-3734	1/14/21		58.5	1,1-Dichloroethene	<	0.5	PPM(V/V)	D
B-3734	1/14/21		58.5	1,2-Dichloroethane	<	0.5	PPM(V/V)	D
B-3734	1/14/21		58.5	Bromodichloromethane	<	0.5	PPM(V/V)	D
B-3734	1/14/21		58.5	Bromoform	<	0.5	PPM(V/V)	D
B-3734	1/14/21		58.5	Carbon tetrachloride	<	0.5	PPM(V/V)	D
B-3734	1/14/21		58.5	Chloroform	<	0.5	PPM(V/V)	D
B-3734	1/14/21		58.5	Dibromochloromethane	<	0.5	PPM(V/V)	D
B-3734	1/14/21		58.5	Tetrachloroethene	<	0.5	PPM(V/V)	D
B-3734	1/14/21		58.5	Trichloroethene		4	PPM(V/V)	D
B-3734	1/14/21		58.5	Trichlorofluoromethane	<	0.5	PPM(V/V)	D
B-3734	1/14/21		58.5	Trichlorotrifluoroethane	<	0.5	PPM(V/V)	D
B-3734	1/14/21		58.5	Vinyl chloride	<	0.5	PPM(V/V)	D
B-3734	1/14/21		58.5	cis-1,2-Dichloroethene	<	0.5	PPM(V/V)	D
B-3734	1/14/21		58.5	trans-1,2-Dichloroethene	<	0.5	PPM(V/V)	D
B-3735	11/18/20		34.5	1,1,1-Trichloroethane	<	0.005	PPM(V/V)	D
B-3735	11/18/20		34.5	1,1,2-Trichloroethane	<	0.005	PPM(V/V)	D
B-3735	11/18/20		34.5	1,1-Dichloroethane	<	0.005	PPM(V/V)	D
B-3735	11/18/20		34.5	1,1-Dichloroethene	<	0.005	PPM(V/V)	D
B-3735	11/18/20		34.5	1,2-Dichloroethane	<	0.005	PPM(V/V)	D
B-3735	11/18/20		34.5	Bromodichloromethane	<	0.005	PPM(V/V)	D
B-3735	11/18/20		34.5	Bromoform	<	0.005	PPM(V/V)	D
B-3735	11/18/20		34.5	Carbon tetrachloride		0.0093	PPM(V/V)	D
B-3735	11/18/20		34.5	Chloroform	<	0.005	PPM(V/V)	D
B-3735	11/18/20		34.5	Dibromochloromethane	<	0.005	PPM(V/V)	D
B-3735	11/18/20		34.5	Tetrachloroethene		0.15	PPM(V/V)	D
B-3735	11/18/20		34.5	Trichloroethene		0.25	PPM(V/V)	D
B-3735	11/18/20		34.5	Trichlorofluoromethane	<	0.005	PPM(V/V)	D
B-3735	11/18/20		34.5	Trichlorotrifluoroethane	<	0.005	PPM(V/V)	D
B-3735	11/18/20		34.5	Vinyl chloride	<	0.005	PPM(V/V)	D
B-3735	11/18/20		34.5	cis-1,2-Dichloroethene	<	0.005	PPM(V/V)	D
B-3735	11/18/20		34.5	trans-1,2-Dichloroethene	<	0.005	PPM(V/V)	D
B-3735	11/18/20		38.5	1,1,1-Trichloroethane	<	0.005	PPM(V/V)	D
B-3735	11/18/20		38.5	1,1,2-Trichloroethane	<	0.005	PPM(V/V)	D
B-3735	11/18/20		38.5	1,1-Dichloroethane	<	0.005	PPM(V/V)	D
B-3735	11/18/20		38.5	1,1-Dichloroethene	<	0.005	PPM(V/V)	D
B-3735	11/18/20		38.5	1,2-Dichloroethane	<	0.005	PPM(V/V)	D
B-3735	11/18/20		38.5	Bromodichloromethane	<	0.005	PPM(V/V)	D
B-3735	11/18/20		38.5	Bromoform	<	0.005	PPM(V/V)	D
B-3735	11/18/20		38.5	Carbon tetrachloride	<	0.005	PPM(V/V)	D
B-3735	11/18/20		38.5	Chloroform	<	0.005	PPM(V/V)	D
B-3735	11/18/20		38.5	Dibromochloromethane	<	0.005	PPM(V/V)	D
B-3735	11/18/20		38.5	Tetrachloroethene		0.12	PPM(V/V)	D
B-3735	11/18/20		38.5	Trichloroethene		0.072	PPM(V/V)	D
B-3735	11/18/20		38.5	Trichlorofluoromethane	<	0.005	PPM(V/V)	D
B-3735	11/18/20		38.5	Trichlorotrifluoroethane	<	0.005	PPM(V/V)	D
B-3735	11/18/20		38.5	Vinyl chloride	<	0.005	PPM(V/V)	D

Attachment 2. Table 4. Soil vapor analytical data collected from soil borings, Livermore Site, 2021.

Boring	Date	Sample Type	Depth (ft)	Parameter	LOS Indicator	Result	Units	QA Flag
B-3735	11/18/20		38.5	cis-1,2-Dichloroethene	<	0.005	PPM(V/V)	D
B-3735	11/18/20		38.5	trans-1,2-Dichloroethene	<	0.005	PPM(V/V)	D
B-3735	11/18/20		48.5	1,1,1-Trichloroethane	<	0.005	PPM(V/V)	D
B-3735	11/18/20		48.5	1,1,2-Trichloroethane	<	0.005	PPM(V/V)	D
B-3735	11/18/20		48.5	1,1-Dichloroethane	<	0.005	PPM(V/V)	D
B-3735	11/18/20		48.5	1,1-Dichloroethene	<	0.005	PPM(V/V)	D
B-3735	11/18/20		48.5	1,2-Dichloroethane	<	0.005	PPM(V/V)	D
B-3735	11/18/20		48.5	Bromodichloromethane	<	0.005	PPM(V/V)	D
B-3735	11/18/20		48.5	Bromoform	<	0.005	PPM(V/V)	D
B-3735	11/18/20		48.5	Carbon tetrachloride	<	0.005	PPM(V/V)	D
B-3735	11/18/20		48.5	Chloroform		0.018	PPM(V/V)	D
B-3735	11/18/20		48.5	Dibromochloromethane	<	0.005	PPM(V/V)	D
B-3735	11/18/20		48.5	Tetrachloroethene		0.38	PPM(V/V)	D
B-3735	11/18/20		48.5	Trichloroethene		0.63	PPM(V/V)	D
B-3735	11/18/20		48.5	Trichlorofluoromethane	<	0.005	PPM(V/V)	D
B-3735	11/18/20		48.5	Trichlorotrifluoroethane	<	0.005	PPM(V/V)	D
B-3735	11/18/20		48.5	Vinyl chloride		0.013	PPM(V/V)	D
B-3735	11/18/20		48.5	cis-1,2-Dichloroethene	<	0.005	PPM(V/V)	D
B-3735	11/18/20		48.5	trans-1,2-Dichloroethene	<	0.005	PPM(V/V)	D
B-3735	11/18/20		74.5	1,1,1-Trichloroethane	<	0.05	PPM(V/V)	D
B-3735	11/18/20		74.5	1,1,2-Trichloroethane	<	0.05	PPM(V/V)	D
B-3735	11/18/20		74.5	1,1-Dichloroethane	<	0.05	PPM(V/V)	D
B-3735	11/18/20		74.5	1,1-Dichloroethene	<	0.05	PPM(V/V)	D
B-3735	11/18/20		74.5	1,2-Dichloroethane	<	0.05	PPM(V/V)	D
B-3735	11/18/20		74.5	Bromodichloromethane	<	0.05	PPM(V/V)	D
B-3735	11/18/20		74.5	Bromoform	<	0.05	PPM(V/V)	D
B-3735	11/18/20		74.5	Carbon tetrachloride	<	0.05	PPM(V/V)	D
B-3735	11/18/20		74.5	Chloroform		0.06	PPM(V/V)	D
B-3735	11/18/20		74.5	Dibromochloromethane	<	0.05	PPM(V/V)	D
B-3735	11/18/20		74.5	Tetrachloroethene		0.99	PPM(V/V)	D
B-3735	11/18/20		74.5	Trichloroethene		1.7	PPM(V/V)	D
B-3735	11/18/20		74.5	Trichlorofluoromethane	<	0.05	PPM(V/V)	D
B-3735	11/18/20		74.5	Trichlorotrifluoroethane	<	0.05	PPM(V/V)	D
B-3735	11/18/20		74.5	Vinyl chloride	<	0.05	PPM(V/V)	D
B-3735	11/18/20		74.5	cis-1,2-Dichloroethene	<	0.05	PPM(V/V)	D
B-3735	11/18/20		74.5	trans-1,2-Dichloroethene	<	0.05	PPM(V/V)	D
B-3736	11/17/20		9.5	1,1,1-Trichloroethane	<	0.005	PPM(V/V)	D
B-3736	11/17/20		9.5	1,1,2-Trichloroethane	<	0.005	PPM(V/V)	D
B-3736	11/17/20		9.5	1,1-Dichloroethane	<	0.005	PPM(V/V)	D
B-3736	11/17/20		9.5	1,1-Dichloroethene	<	0.005	PPM(V/V)	D
B-3736	11/17/20		9.5	1,2-Dichloroethane	<	0.005	PPM(V/V)	D
B-3736	11/17/20		9.5	Bromodichloromethane	<	0.005	PPM(V/V)	D
B-3736	11/17/20		9.5	Bromoform	<	0.005	PPM(V/V)	D
B-3736	11/17/20		9.5	Carbon tetrachloride	<	0.005	PPM(V/V)	D
B-3736	11/17/20		9.5	Chloroform	<	0.005	PPM(V/V)	D
B-3736	11/17/20		9.5	Dibromochloromethane	<	0.005	PPM(V/V)	D
B-3736	11/17/20		9.5	Tetrachloroethene	<	0.005	PPM(V/V)	D
B-3736	11/17/20		9.5	Trichloroethene	<	0.005	PPM(V/V)	D
B-3736	11/17/20		9.5	Trichlorofluoromethane	<	0.005	PPM(V/V)	D
B-3736	11/17/20		9.5	Trichlorotrifluoroethane	<	0.005	PPM(V/V)	D
B-3736	11/17/20		9.5	Vinyl chloride	<	0.005	PPM(V/V)	D
B-3736	11/17/20		9.5	cis-1,2-Dichloroethene	<	0.005	PPM(V/V)	D
B-3736	11/17/20		9.5	trans-1,2-Dichloroethene	<	0.005	PPM(V/V)	D
B-3736	11/17/20		34.5	1,1,1-Trichloroethane	<	0.005	PPM(V/V)	D
B-3736	11/17/20		34.5	1,1,2-Trichloroethane	<	0.005	PPM(V/V)	D
B-3736	11/17/20		34.5	1,1-Dichloroethane	<	0.005	PPM(V/V)	D
B-3736	11/17/20		34.5	1,1-Dichloroethene		0.0076	PPM(V/V)	D
B-3736	11/17/20		34.5	1,2-Dichloroethane	<	0.005	PPM(V/V)	D
B-3736	11/17/20		34.5	Bromodichloromethane	<	0.005	PPM(V/V)	D
B-3736	11/17/20		34.5	Bromoform	<	0.005	PPM(V/V)	D
B-3736	11/17/20		34.5	Carbon tetrachloride		0.013	PPM(V/V)	D
B-3736	11/17/20		34.5	Chloroform	<	0.005	PPM(V/V)	D
B-3736	11/17/20		34.5	Dibromochloromethane	<	0.005	PPM(V/V)	D
B-3736	11/17/20		34.5	Tetrachloroethene		0.022	PPM(V/V)	D
B-3736	11/17/20		34.5	Trichloroethene		0.23	PPM(V/V)	D
B-3736	11/17/20		34.5	Trichlorofluoromethane	<	0.005	PPM(V/V)	D
B-3736	11/17/20		34.5	Trichlorotrifluoroethane	<	0.005	PPM(V/V)	D

Attachment 2. Table 4. Soil vapor analytical data collected from soil borings, Livermore Site, 2021.

Boring	Date	Sample Type	Depth (ft)	Parameter	LOS Indicator	Result	Units	QA Flag
B-3736	11/17/20		34.5	Vinyl chloride	<	0.005	PPM(V/V)	D
B-3736	11/17/20		34.5	cis-1,2-Dichloroethene	<	0.005	PPM(V/V)	D
B-3736	11/17/20		34.5	trans-1,2-Dichloroethene	<	0.005	PPM(V/V)	D
B-3736	11/17/20		73.5	1,1,1-Trichloroethane	<	0.05	PPM(V/V)	D
B-3736	11/17/20		73.5	1,1,2-Trichloroethane	<	0.05	PPM(V/V)	D
B-3736	11/17/20		73.5	1,1-Dichloroethane	<	0.05	PPM(V/V)	D
B-3736	11/17/20		73.5	1,1-Dichloroethene		0.091	PPM(V/V)	D
B-3736	11/17/20		73.5	1,2-Dichloroethane	<	0.05	PPM(V/V)	D
B-3736	11/17/20		73.5	Bromodichloromethane	<	0.05	PPM(V/V)	D
B-3736	11/17/20		73.5	Bromoform	<	0.05	PPM(V/V)	D
B-3736	11/17/20		73.5	Carbon tetrachloride		0.11	PPM(V/V)	D
B-3736	11/17/20		73.5	Chloroform		0.05	PPM(V/V)	D
B-3736	11/17/20		73.5	Dibromochloromethane	<	0.05	PPM(V/V)	D
B-3736	11/17/20		73.5	Tetrachloroethene		0.45	PPM(V/V)	D
B-3736	11/17/20		73.5	Trichloroethene		3.4	PPM(V/V)	D
B-3736	11/17/20		73.5	Trichlorofluoromethane	<	0.05	PPM(V/V)	D
B-3736	11/17/20		73.5	Trichlorotrifluoroethane	<	0.05	PPM(V/V)	D
B-3736	11/17/20		73.5	Vinyl chloride	<	0.05	PPM(V/V)	D
B-3736	11/17/20		73.5	cis-1,2-Dichloroethene	<	0.05	PPM(V/V)	D
B-3736	11/17/20		73.5	trans-1,2-Dichloroethene	<	0.05	PPM(V/V)	D
B-3736	11/17/20		77.5	1,1,1-Trichloroethane	<	0.05	PPM(V/V)	D
B-3736	11/17/20		77.5	1,1,2-Trichloroethane	<	0.05	PPM(V/V)	D
B-3736	11/17/20		77.5	1,1-Dichloroethane	<	0.05	PPM(V/V)	D
B-3736	11/17/20		77.5	1,1-Dichloroethene		0.09	PPM(V/V)	D
B-3736	11/17/20		77.5	1,2-Dichloroethane	<	0.05	PPM(V/V)	D
B-3736	11/17/20		77.5	Bromodichloromethane	<	0.05	PPM(V/V)	D
B-3736	11/17/20		77.5	Bromoform	<	0.05	PPM(V/V)	D
B-3736	11/17/20		77.5	Carbon tetrachloride		0.11	PPM(V/V)	D
B-3736	11/17/20		77.5	Chloroform		0.051	PPM(V/V)	D
B-3736	11/17/20		77.5	Dibromochloromethane	<	0.05	PPM(V/V)	D
B-3736	11/17/20		77.5	Tetrachloroethene		0.42	PPM(V/V)	D
B-3736	11/17/20		77.5	Trichloroethene		3.3	PPM(V/V)	D
B-3736	11/17/20		77.5	Trichlorofluoromethane	<	0.05	PPM(V/V)	D
B-3736	11/17/20		77.5	Trichlorotrifluoroethane	<	0.05	PPM(V/V)	D
B-3736	11/17/20		77.5	Vinyl chloride	<	0.05	PPM(V/V)	D
B-3736	11/17/20		77.5	cis-1,2-Dichloroethene	<	0.05	PPM(V/V)	D
B-3736	11/17/20		77.5	trans-1,2-Dichloroethene	<	0.05	PPM(V/V)	D
B-3736	11/17/20	DUP	77.5	1,1,1-Trichloroethane	<	0.05	PPM(V/V)	D
B-3736	11/17/20	DUP	77.5	1,1,2-Trichloroethane	<	0.05	PPM(V/V)	D
B-3736	11/17/20	DUP	77.5	1,1-Dichloroethane	<	0.05	PPM(V/V)	D
B-3736	11/17/20	DUP	77.5	1,1-Dichloroethene		0.087	PPM(V/V)	D
B-3736	11/17/20	DUP	77.5	1,2-Dichloroethane	<	0.05	PPM(V/V)	D
B-3736	11/17/20	DUP	77.5	Bromodichloromethane	<	0.05	PPM(V/V)	D
B-3736	11/17/20	DUP	77.5	Bromoform	<	0.05	PPM(V/V)	D
B-3736	11/17/20	DUP	77.5	Carbon tetrachloride		0.12	PPM(V/V)	D
B-3736	11/17/20	DUP	77.5	Chloroform		0.051	PPM(V/V)	D
B-3736	11/17/20	DUP	77.5	Dibromochloromethane	<	0.05	PPM(V/V)	D
B-3736	11/17/20	DUP	77.5	Tetrachloroethene		0.42	PPM(V/V)	D
B-3736	11/17/20	DUP	77.5	Trichloroethene		3.1	PPM(V/V)	D
B-3736	11/17/20	DUP	77.5	Trichlorofluoromethane	<	0.05	PPM(V/V)	D
B-3736	11/17/20	DUP	77.5	Trichlorotrifluoroethane	<	0.05	PPM(V/V)	D
B-3736	11/17/20	DUP	77.5	Vinyl chloride	<	0.05	PPM(V/V)	D
B-3736	11/17/20	DUP	77.5	cis-1,2-Dichloroethene	<	0.05	PPM(V/V)	D
B-3736	11/17/20	DUP	77.5	trans-1,2-Dichloroethene	<	0.05	PPM(V/V)	D
B-3737	11/23/20		13	1,1,1-Trichloroethane	<	0.005	PPM(V/V)	D
B-3737	11/23/20		13	1,1,2-Trichloroethane	<	0.005	PPM(V/V)	D
B-3737	11/23/20		13	1,1-Dichloroethane	<	0.005	PPM(V/V)	D
B-3737	11/23/20		13	1,1-Dichloroethene	<	0.005	PPM(V/V)	D
B-3737	11/23/20		13	1,2-Dichloroethane	<	0.005	PPM(V/V)	D
B-3737	11/23/20		13	Bromodichloromethane	<	0.005	PPM(V/V)	D
B-3737	11/23/20		13	Bromoform	<	0.005	PPM(V/V)	D
B-3737	11/23/20		13	Carbon tetrachloride		0.0074	PPM(V/V)	D
B-3737	11/23/20		13	Chloroform	<	0.005	PPM(V/V)	D
B-3737	11/23/20		13	Dibromochloromethane	<	0.005	PPM(V/V)	D
B-3737	11/23/20		13	Tetrachloroethene	<	0.005	PPM(V/V)	D
B-3737	11/23/20		13	Trichloroethene		0.19	PPM(V/V)	D
B-3737	11/23/20		13	Trichlorofluoromethane	<	0.005	PPM(V/V)	D

Attachment 2. Table 4. Soil vapor analytical data collected from soil borings, Livermore Site, 2021.

Boring	Date	Sample Type	Depth (ft)	Parameter	LOS Indicator	Result	Units	QA Flag
B-3737	11/23/20		13	Trichlorotrifluoroethane	<	0.005	PPM(V/V)	D
B-3737	11/23/20		13	Vinyl chloride	<	0.005	PPM(V/V)	D
B-3737	11/23/20		13	cis-1,2-Dichloroethene	<	0.005	PPM(V/V)	D
B-3737	11/23/20		13	trans-1,2-Dichloroethene	<	0.005	PPM(V/V)	D
B-3737	11/23/20		14.5	1,1,1-Trichloroethane	<	0.005	PPM(V/V)	D
B-3737	11/23/20		14.5	1,1,2-Trichloroethane	<	0.005	PPM(V/V)	D
B-3737	11/23/20		14.5	1,1-Dichloroethane	<	0.005	PPM(V/V)	D
B-3737	11/23/20		14.5	1,1-Dichloroethene	<	0.005	PPM(V/V)	D
B-3737	11/23/20		14.5	1,2-Dichloroethane	<	0.005	PPM(V/V)	D
B-3737	11/23/20		14.5	Bromodichloromethane	<	0.005	PPM(V/V)	D
B-3737	11/23/20		14.5	Bromoform	<	0.005	PPM(V/V)	D
B-3737	11/23/20		14.5	Carbon tetrachloride		0.0081	PPM(V/V)	D
B-3737	11/23/20		14.5	Chloroform	<	0.005	PPM(V/V)	D
B-3737	11/23/20		14.5	Dibromochloromethane	<	0.005	PPM(V/V)	D
B-3737	11/23/20		14.5	Tetrachloroethene	<	0.005	PPM(V/V)	D
B-3737	11/23/20		14.5	Trichloroethene		0.21	PPM(V/V)	D
B-3737	11/23/20		14.5	Trichlorofluoromethane	<	0.005	PPM(V/V)	D
B-3737	11/23/20		14.5	Trichlorotrifluoroethane	<	0.005	PPM(V/V)	D
B-3737	11/23/20		14.5	Vinyl chloride	<	0.005	PPM(V/V)	D
B-3737	11/23/20		14.5	cis-1,2-Dichloroethene	<	0.005	PPM(V/V)	D
B-3737	11/23/20		14.5	trans-1,2-Dichloroethene	<	0.005	PPM(V/V)	D
B-3737	11/23/20		39	1,1,1-Trichloroethane	<	0.005	PPM(V/V)	D
B-3737	11/23/20		39	1,1,2-Trichloroethane	<	0.005	PPM(V/V)	D
B-3737	11/23/20		39	1,1-Dichloroethane	<	0.005	PPM(V/V)	D
B-3737	11/23/20		39	1,1-Dichloroethene	<	0.005	PPM(V/V)	D
B-3737	11/23/20		39	1,2-Dichloroethane	<	0.005	PPM(V/V)	D
B-3737	11/23/20		39	Bromodichloromethane	<	0.005	PPM(V/V)	D
B-3737	11/23/20		39	Bromoform	<	0.005	PPM(V/V)	D
B-3737	11/23/20		39	Carbon tetrachloride		0.0096	PPM(V/V)	D
B-3737	11/23/20		39	Chloroform	<	0.005	PPM(V/V)	D
B-3737	11/23/20		39	Dibromochloromethane	<	0.005	PPM(V/V)	D
B-3737	11/23/20		39	Tetrachloroethene	<	0.005	PPM(V/V)	D
B-3737	11/23/20		39	Trichloroethene		0.3	PPM(V/V)	D
B-3737	11/23/20		39	Trichlorofluoromethane	<	0.005	PPM(V/V)	D
B-3737	11/23/20		39	Trichlorotrifluoroethane	<	0.005	PPM(V/V)	D
B-3737	11/23/20		39	Vinyl chloride	<	0.005	PPM(V/V)	D
B-3737	11/23/20		39	cis-1,2-Dichloroethene	<	0.005	PPM(V/V)	D
B-3737	11/23/20		39	trans-1,2-Dichloroethene	<	0.005	PPM(V/V)	D
B-3737	11/23/20		68	1,1,1-Trichloroethane	<	0.005	PPM(V/V)	D
B-3737	11/23/20		68	1,1,2-Trichloroethane	<	0.005	PPM(V/V)	D
B-3737	11/23/20		68	1,1-Dichloroethane	<	0.005	PPM(V/V)	D
B-3737	11/23/20		68	1,1-Dichloroethene	<	0.005	PPM(V/V)	D
B-3737	11/23/20		68	1,2-Dichloroethane	<	0.005	PPM(V/V)	D
B-3737	11/23/20		68	Bromodichloromethane	<	0.005	PPM(V/V)	D
B-3737	11/23/20		68	Bromoform	<	0.005	PPM(V/V)	D
B-3737	11/23/20		68	Carbon tetrachloride		0.017	PPM(V/V)	D
B-3737	11/23/20		68	Chloroform		0.0088	PPM(V/V)	D
B-3737	11/23/20		68	Dibromochloromethane	<	0.005	PPM(V/V)	D
B-3737	11/23/20		68	Tetrachloroethene		0.0052	PPM(V/V)	D
B-3737	11/23/20		68	Trichloroethene		0.79	PPM(V/V)	D
B-3737	11/23/20		68	Trichlorofluoromethane	<	0.005	PPM(V/V)	D
B-3737	11/23/20		68	Trichlorotrifluoroethane	<	0.005	PPM(V/V)	D
B-3737	11/23/20		68	Vinyl chloride	<	0.005	PPM(V/V)	D
B-3737	11/23/20		68	cis-1,2-Dichloroethene	<	0.005	PPM(V/V)	D
B-3737	11/23/20		68	trans-1,2-Dichloroethene	<	0.005	PPM(V/V)	D
B-3737	11/23/20		78	1,1,1-Trichloroethane	<	0.005	PPM(V/V)	D
B-3737	11/23/20		78	1,1,2-Trichloroethane	<	0.005	PPM(V/V)	D
B-3737	11/23/20		78	1,1-Dichloroethane	<	0.005	PPM(V/V)	D
B-3737	11/23/20		78	1,1-Dichloroethene	<	0.005	PPM(V/V)	D
B-3737	11/23/20		78	1,2-Dichloroethane	<	0.005	PPM(V/V)	D
B-3737	11/23/20		78	Bromodichloromethane	<	0.005	PPM(V/V)	D
B-3737	11/23/20		78	Bromoform	<	0.005	PPM(V/V)	D
B-3737	11/23/20		78	Carbon tetrachloride		0.023	PPM(V/V)	D
B-3737	11/23/20		78	Chloroform		0.016	PPM(V/V)	D
B-3737	11/23/20		78	Dibromochloromethane	<	0.005	PPM(V/V)	D
B-3737	11/23/20		78	Tetrachloroethene		0.0092	PPM(V/V)	D
B-3737	11/23/20		78	Trichloroethene		1.1	PPM(V/V)	D

Attachment 2. Table 4. Soil vapor analytical data collected from soil borings, Livermore Site, 2021.

Boring	Date	Sample Type	Depth (ft)	Parameter	LOS Indicator	Result	Units	QA Flag
B-3737	11/23/20		78	Trichlorofluoromethane	<	0.005	PPM(V/V)	D
B-3737	11/23/20		78	Trichlorotrifluoroethane	<	0.005	PPM(V/V)	D
B-3737	11/23/20		78	Vinyl chloride	<	0.005	PPM(V/V)	D
B-3737	11/23/20		78	cis-1,2-Dichloroethene	<	0.005	PPM(V/V)	D
B-3737	11/23/20		78	trans-1,2-Dichloroethene	<	0.005	PPM(V/V)	D
B-3738	11/24/20		12	1,1,1-Trichloroethane	<	0.005	PPM(V/V)	D
B-3738	11/24/20		12	1,1,2-Trichloroethane	<	0.005	PPM(V/V)	D
B-3738	11/24/20		12	1,1-Dichloroethane	<	0.005	PPM(V/V)	D
B-3738	11/24/20		12	1,1-Dichloroethene	<	0.005	PPM(V/V)	D
B-3738	11/24/20		12	1,2-Dichloroethane	<	0.005	PPM(V/V)	D
B-3738	11/24/20		12	Bromodichloromethane	<	0.005	PPM(V/V)	D
B-3738	11/24/20		12	Bromoform	<	0.005	PPM(V/V)	D
B-3738	11/24/20		12	Carbon tetrachloride		0.012	PPM(V/V)	D
B-3738	11/24/20		12	Chloroform	<	0.005	PPM(V/V)	D
B-3738	11/24/20		12	Dibromochloromethane	<	0.005	PPM(V/V)	D
B-3738	11/24/20		12	Tetrachloroethene	<	0.005	PPM(V/V)	D
B-3738	11/24/20		12	Trichloroethene		0.36	PPM(V/V)	D
B-3738	11/24/20		12	Trichlorofluoromethane	<	0.005	PPM(V/V)	D
B-3738	11/24/20		12	Trichlorotrifluoroethane	<	0.005	PPM(V/V)	D
B-3738	11/24/20		12	Vinyl chloride	<	0.005	PPM(V/V)	D
B-3738	11/24/20		12	cis-1,2-Dichloroethene	<	0.005	PPM(V/V)	D
B-3738	11/24/20		12	trans-1,2-Dichloroethene	<	0.005	PPM(V/V)	D
B-3738	11/24/20		17.5	1,1,1-Trichloroethane	<	0.005	PPM(V/V)	D
B-3738	11/24/20		17.5	1,1,2-Trichloroethane	<	0.005	PPM(V/V)	D
B-3738	11/24/20		17.5	1,1-Dichloroethane	<	0.005	PPM(V/V)	D
B-3738	11/24/20		17.5	1,1-Dichloroethene	<	0.005	PPM(V/V)	D
B-3738	11/24/20		17.5	1,2-Dichloroethane	<	0.005	PPM(V/V)	D
B-3738	11/24/20		17.5	Bromodichloromethane	<	0.005	PPM(V/V)	D
B-3738	11/24/20		17.5	Bromoform	<	0.005	PPM(V/V)	D
B-3738	11/24/20		17.5	Carbon tetrachloride		0.012	PPM(V/V)	D
B-3738	11/24/20		17.5	Chloroform		0.0051	PPM(V/V)	D
B-3738	11/24/20		17.5	Dibromochloromethane	<	0.005	PPM(V/V)	D
B-3738	11/24/20		17.5	Tetrachloroethene	<	0.005	PPM(V/V)	D
B-3738	11/24/20		17.5	Trichloroethene		0.42	PPM(V/V)	D
B-3738	11/24/20		17.5	Trichlorofluoromethane	<	0.005	PPM(V/V)	D
B-3738	11/24/20		17.5	Trichlorotrifluoroethane	<	0.005	PPM(V/V)	D
B-3738	11/24/20		17.5	Vinyl chloride	<	0.005	PPM(V/V)	D
B-3738	11/24/20		17.5	cis-1,2-Dichloroethene	<	0.005	PPM(V/V)	D
B-3738	11/24/20		17.5	trans-1,2-Dichloroethene	<	0.005	PPM(V/V)	D
B-3738	11/24/20		39.5	1,1,1-Trichloroethane	<	0.005	PPM(V/V)	D
B-3738	11/24/20		39.5	1,1,2-Trichloroethane	<	0.005	PPM(V/V)	D
B-3738	11/24/20		39.5	1,1-Dichloroethane	<	0.005	PPM(V/V)	D
B-3738	11/24/20		39.5	1,1-Dichloroethene	<	0.005	PPM(V/V)	D
B-3738	11/24/20		39.5	1,2-Dichloroethane	<	0.005	PPM(V/V)	D
B-3738	11/24/20		39.5	Bromodichloromethane	<	0.005	PPM(V/V)	D
B-3738	11/24/20		39.5	Bromoform	<	0.005	PPM(V/V)	D
B-3738	11/24/20		39.5	Carbon tetrachloride		0.011	PPM(V/V)	D
B-3738	11/24/20		39.5	Chloroform		0.0072	PPM(V/V)	D
B-3738	11/24/20		39.5	Dibromochloromethane	<	0.005	PPM(V/V)	D
B-3738	11/24/20		39.5	Tetrachloroethene	<	0.005	PPM(V/V)	D
B-3738	11/24/20		39.5	Trichloroethene		0.48	PPM(V/V)	D
B-3738	11/24/20		39.5	Trichlorofluoromethane	<	0.005	PPM(V/V)	D
B-3738	11/24/20		39.5	Trichlorotrifluoroethane	<	0.005	PPM(V/V)	D
B-3738	11/24/20		39.5	Vinyl chloride	<	0.005	PPM(V/V)	D
B-3738	11/24/20		39.5	cis-1,2-Dichloroethene	<	0.005	PPM(V/V)	D
B-3738	11/24/20		39.5	trans-1,2-Dichloroethene	<	0.005	PPM(V/V)	D
B-3738	11/24/20		45.5	1,1,1-Trichloroethane	<	0.005	PPM(V/V)	D
B-3738	11/24/20		45.5	1,1,2-Trichloroethane	<	0.005	PPM(V/V)	D
B-3738	11/24/20		45.5	1,1-Dichloroethane	<	0.005	PPM(V/V)	D
B-3738	11/24/20		45.5	1,1-Dichloroethene	<	0.005	PPM(V/V)	D
B-3738	11/24/20		45.5	1,2-Dichloroethane	<	0.005	PPM(V/V)	D
B-3738	11/24/20		45.5	Bromodichloromethane	<	0.005	PPM(V/V)	D
B-3738	11/24/20		45.5	Bromoform	<	0.005	PPM(V/V)	D
B-3738	11/24/20		45.5	Carbon tetrachloride		0.013	PPM(V/V)	D
B-3738	11/24/20		45.5	Chloroform		0.0075	PPM(V/V)	D
B-3738	11/24/20		45.5	Dibromochloromethane	<	0.005	PPM(V/V)	D
B-3738	11/24/20		45.5	Tetrachloroethene	<	0.005	PPM(V/V)	D

Attachment 2. Table 4. Soil vapor analytical data collected from soil borings, Livermore Site, 2021.

Boring	Date	Sample Type	Depth (ft)	Parameter	LOS Indicator	Result	Units	QA Flag
B-3738	11/24/20		45.5	Trichloroethene		0.51	PPM(V/V)	D
B-3738	11/24/20		45.5	Trichlorofluoromethane	<	0.005	PPM(V/V)	D
B-3738	11/24/20		45.5	Trichlorotrifluoroethane	<	0.005	PPM(V/V)	D
B-3738	11/24/20		45.5	Vinyl chloride	<	0.005	PPM(V/V)	D
B-3738	11/24/20		45.5	cis-1,2-Dichloroethene	<	0.005	PPM(V/V)	D
B-3738	11/24/20		45.5	trans-1,2-Dichloroethene	<	0.005	PPM(V/V)	D
B-3738	11/24/20		69.5	1,1,1-Trichloroethane	<	0.005	PPM(V/V)	D
B-3738	11/24/20		69.5	1,1,2-Trichloroethane	<	0.005	PPM(V/V)	D
B-3738	11/24/20		69.5	1,1-Dichloroethane	<	0.005	PPM(V/V)	D
B-3738	11/24/20		69.5	1,1-Dichloroethene	<	0.005	PPM(V/V)	D
B-3738	11/24/20		69.5	1,2-Dichloroethane	<	0.005	PPM(V/V)	D
B-3738	11/24/20		69.5	Bromodichloromethane	<	0.005	PPM(V/V)	D
B-3738	11/24/20		69.5	Bromoform	<	0.005	PPM(V/V)	D
B-3738	11/24/20		69.5	Carbon tetrachloride		0.0066	PPM(V/V)	D
B-3738	11/24/20		69.5	Chloroform	<	0.005	PPM(V/V)	D
B-3738	11/24/20		69.5	Dibromochloromethane	<	0.005	PPM(V/V)	D
B-3738	11/24/20		69.5	Tetrachloroethene	<	0.005	PPM(V/V)	D
B-3738	11/24/20		69.5	Trichloroethene		0.37	PPM(V/V)	D
B-3738	11/24/20		69.5	Trichlorofluoromethane	<	0.005	PPM(V/V)	D
B-3738	11/24/20		69.5	Trichlorotrifluoroethane	<	0.005	PPM(V/V)	D
B-3738	11/24/20		69.5	Vinyl chloride	<	0.005	PPM(V/V)	D
B-3738	11/24/20		69.5	cis-1,2-Dichloroethene	<	0.005	PPM(V/V)	D
B-3738	11/24/20		69.5	trans-1,2-Dichloroethene	<	0.005	PPM(V/V)	D
B-3738	11/24/20	DUP	69.5	1,1,1-Trichloroethane	<	0.005	PPM(V/V)	D
B-3738	11/24/20	DUP	69.5	1,1,2-Trichloroethane	<	0.005	PPM(V/V)	D
B-3738	11/24/20	DUP	69.5	1,1-Dichloroethane	<	0.005	PPM(V/V)	D
B-3738	11/24/20	DUP	69.5	1,1-Dichloroethene	<	0.005	PPM(V/V)	D
B-3738	11/24/20	DUP	69.5	1,2-Dichloroethane	<	0.005	PPM(V/V)	D
B-3738	11/24/20	DUP	69.5	Bromodichloromethane	<	0.005	PPM(V/V)	D
B-3738	11/24/20	DUP	69.5	Bromoform	<	0.005	PPM(V/V)	D
B-3738	11/24/20	DUP	69.5	Carbon tetrachloride		0.0056	PPM(V/V)	D
B-3738	11/24/20	DUP	69.5	Chloroform	<	0.005	PPM(V/V)	D
B-3738	11/24/20	DUP	69.5	Dibromochloromethane	<	0.005	PPM(V/V)	D
B-3738	11/24/20	DUP	69.5	Tetrachloroethene	<	0.005	PPM(V/V)	D
B-3738	11/24/20	DUP	69.5	Trichloroethene		0.3	PPM(V/V)	D
B-3738	11/24/20	DUP	69.5	Trichlorofluoromethane	<	0.005	PPM(V/V)	D
B-3738	11/24/20	DUP	69.5	Trichlorotrifluoroethane	<	0.005	PPM(V/V)	D
B-3738	11/24/20	DUP	69.5	Vinyl chloride	<	0.005	PPM(V/V)	D
B-3738	11/24/20	DUP	69.5	cis-1,2-Dichloroethene	<	0.005	PPM(V/V)	D
B-3738	11/24/20	DUP	69.5	trans-1,2-Dichloroethene	<	0.005	PPM(V/V)	D
B-3739	11/30/20		11	1,1,1-Trichloroethane	<	0.005	PPM(V/V)	D
B-3739	11/30/20		11	1,1,2-Trichloroethane	<	0.005	PPM(V/V)	D
B-3739	11/30/20		11	1,1-Dichloroethane	<	0.005	PPM(V/V)	D
B-3739	11/30/20		11	1,1-Dichloroethene	<	0.005	PPM(V/V)	D
B-3739	11/30/20		11	1,2-Dichloroethane	<	0.005	PPM(V/V)	D
B-3739	11/30/20		11	Bromodichloromethane	<	0.005	PPM(V/V)	D
B-3739	11/30/20		11	Bromoform	<	0.005	PPM(V/V)	D
B-3739	11/30/20		11	Carbon tetrachloride		0.027	PPM(V/V)	D
B-3739	11/30/20		11	Chloroform		0.011	PPM(V/V)	D
B-3739	11/30/20		11	Dibromochloromethane	<	0.005	PPM(V/V)	D
B-3739	11/30/20		11	Tetrachloroethene	<	0.005	PPM(V/V)	D
B-3739	11/30/20		11	Trichloroethene		0.19	PPM(V/V)	D
B-3739	11/30/20		11	Trichlorofluoromethane		0.011	PPM(V/V)	D
B-3739	11/30/20		11	Trichlorotrifluoroethane	<	0.005	PPM(V/V)	D
B-3739	11/30/20		11	Vinyl chloride	<	0.005	PPM(V/V)	D
B-3739	11/30/20		11	cis-1,2-Dichloroethene	<	0.005	PPM(V/V)	D
B-3739	11/30/20		11	trans-1,2-Dichloroethene	<	0.005	PPM(V/V)	D
B-3739	11/30/20		17	1,1,1-Trichloroethane	<	0.005	PPM(V/V)	D
B-3739	11/30/20		17	1,1,2-Trichloroethane	<	0.005	PPM(V/V)	D
B-3739	11/30/20		17	1,1-Dichloroethane	<	0.005	PPM(V/V)	D
B-3739	11/30/20		17	1,1-Dichloroethene	<	0.005	PPM(V/V)	D
B-3739	11/30/20		17	1,2-Dichloroethane	<	0.005	PPM(V/V)	D
B-3739	11/30/20		17	Bromodichloromethane	<	0.005	PPM(V/V)	D
B-3739	11/30/20		17	Bromoform	<	0.005	PPM(V/V)	D
B-3739	11/30/20		17	Carbon tetrachloride		0.026	PPM(V/V)	D
B-3739	11/30/20		17	Chloroform		0.0097	PPM(V/V)	D
B-3739	11/30/20		17	Dibromochloromethane	<	0.005	PPM(V/V)	D

Attachment 2. Table 4. Soil vapor analytical data collected from soil borings, Livermore Site, 2021.

Boring	Date	Sample Type	Depth (ft)	Parameter	LOS Indicator	Result	Units	QA Flag
B-3739	11/30/20		17	Tetrachloroethene	<	0.005	PPM(V/V)	D
B-3739	11/30/20		17	Trichloroethene		0.3	PPM(V/V)	D
B-3739	11/30/20		17	Trichlorofluoromethane		0.0088	PPM(V/V)	D
B-3739	11/30/20		17	Trichlorotrifluoroethane	<	0.005	PPM(V/V)	D
B-3739	11/30/20		17	Vinyl chloride	<	0.005	PPM(V/V)	D
B-3739	11/30/20		17	cis-1,2-Dichloroethene	<	0.005	PPM(V/V)	D
B-3739	11/30/20		17	trans-1,2-Dichloroethene	<	0.005	PPM(V/V)	D
B-3739	11/30/20		33	1,1,1-Trichloroethane	<	0.005	PPM(V/V)	D
B-3739	11/30/20		33	1,1,2-Trichloroethane	<	0.005	PPM(V/V)	D
B-3739	11/30/20		33	1,1-Dichloroethane	<	0.005	PPM(V/V)	D
B-3739	11/30/20		33	1,1-Dichloroethene	<	0.005	PPM(V/V)	D
B-3739	11/30/20		33	1,2-Dichloroethane	<	0.005	PPM(V/V)	D
B-3739	11/30/20		33	Bromodichloromethane	<	0.005	PPM(V/V)	D
B-3739	11/30/20		33	Bromoform	<	0.005	PPM(V/V)	D
B-3739	11/30/20		33	Carbon tetrachloride		0.049	PPM(V/V)	D
B-3739	11/30/20		33	Chloroform		0.016	PPM(V/V)	D
B-3739	11/30/20		33	Dibromochloromethane	<	0.005	PPM(V/V)	D
B-3739	11/30/20		33	Tetrachloroethene	<	0.005	PPM(V/V)	D
B-3739	11/30/20		33	Trichloroethene		0.73	PPM(V/V)	D
B-3739	11/30/20		33	Trichlorofluoromethane		0.014	PPM(V/V)	D
B-3739	11/30/20		33	Trichlorotrifluoroethane	<	0.005	PPM(V/V)	D
B-3739	11/30/20		33	Vinyl chloride	<	0.005	PPM(V/V)	D
B-3739	11/30/20		33	cis-1,2-Dichloroethene	<	0.005	PPM(V/V)	D
B-3739	11/30/20		33	trans-1,2-Dichloroethene	<	0.005	PPM(V/V)	D
B-3739	11/30/20		38.5	1,1,1-Trichloroethane	<	0.005	PPM(V/V)	D
B-3739	11/30/20		38.5	1,1,2-Trichloroethane	<	0.005	PPM(V/V)	D
B-3739	11/30/20		38.5	1,1-Dichloroethane	<	0.005	PPM(V/V)	D
B-3739	11/30/20		38.5	1,1-Dichloroethene	<	0.005	PPM(V/V)	D
B-3739	11/30/20		38.5	1,2-Dichloroethane	<	0.005	PPM(V/V)	D
B-3739	11/30/20		38.5	Bromodichloromethane	<	0.005	PPM(V/V)	D
B-3739	11/30/20		38.5	Bromoform	<	0.005	PPM(V/V)	D
B-3739	11/30/20		38.5	Carbon tetrachloride		0.048	PPM(V/V)	D
B-3739	11/30/20		38.5	Chloroform		0.015	PPM(V/V)	D
B-3739	11/30/20		38.5	Dibromochloromethane	<	0.005	PPM(V/V)	D
B-3739	11/30/20		38.5	Tetrachloroethene	<	0.005	PPM(V/V)	D
B-3739	11/30/20		38.5	Trichloroethene		0.71	PPM(V/V)	D
B-3739	11/30/20		38.5	Trichlorofluoromethane		0.013	PPM(V/V)	D
B-3739	11/30/20		38.5	Trichlorotrifluoroethane	<	0.005	PPM(V/V)	D
B-3739	11/30/20		38.5	Vinyl chloride	<	0.005	PPM(V/V)	D
B-3739	11/30/20		38.5	cis-1,2-Dichloroethene	<	0.005	PPM(V/V)	D
B-3739	11/30/20		38.5	trans-1,2-Dichloroethene	<	0.005	PPM(V/V)	D
B-3739	11/30/20		77.5	1,1,1-Trichloroethane	<	0.05	PPM(V/V)	D
B-3739	11/30/20		77.5	1,1,2-Trichloroethane	<	0.05	PPM(V/V)	D
B-3739	11/30/20		77.5	1,1-Dichloroethane	<	0.05	PPM(V/V)	D
B-3739	11/30/20		77.5	1,1-Dichloroethene	<	0.05	PPM(V/V)	D
B-3739	11/30/20		77.5	1,2-Dichloroethane		0.056	PPM(V/V)	D
B-3739	11/30/20		77.5	Bromodichloromethane	<	0.05	PPM(V/V)	D
B-3739	11/30/20		77.5	Bromoform	<	0.05	PPM(V/V)	D
B-3739	11/30/20		77.5	Carbon tetrachloride	<	0.05	PPM(V/V)	D
B-3739	11/30/20		77.5	Chloroform	<	0.05	PPM(V/V)	D
B-3739	11/30/20		77.5	Dibromochloromethane	<	0.05	PPM(V/V)	D
B-3739	11/30/20		77.5	Tetrachloroethene	<	0.05	PPM(V/V)	D
B-3739	11/30/20		77.5	Trichloroethene		1.8	PPM(V/V)	D
B-3739	11/30/20		77.5	Trichlorofluoromethane	<	0.05	PPM(V/V)	D
B-3739	11/30/20		77.5	Trichlorotrifluoroethane	<	0.05	PPM(V/V)	D
B-3739	11/30/20		77.5	Vinyl chloride	<	0.05	PPM(V/V)	D
B-3739	11/30/20		77.5	cis-1,2-Dichloroethene	<	0.05	PPM(V/V)	D
B-3739	11/30/20		77.5	trans-1,2-Dichloroethene	<	0.05	PPM(V/V)	D
B-3740	12/7/20		7.5	1,1,1-Trichloroethane	<	0.005	PPM(V/V)	D
B-3740	12/7/20		7.5	1,1,2-Trichloroethane	<	0.005	PPM(V/V)	D
B-3740	12/7/20		7.5	1,1-Dichloroethane	<	0.005	PPM(V/V)	D
B-3740	12/7/20		7.5	1,1-Dichloroethene	<	0.005	PPM(V/V)	D
B-3740	12/7/20		7.5	1,2-Dichloroethane	<	0.005	PPM(V/V)	D
B-3740	12/7/20		7.5	Bromodichloromethane	<	0.005	PPM(V/V)	D
B-3740	12/7/20		7.5	Bromoform	<	0.005	PPM(V/V)	D
B-3740	12/7/20		7.5	Carbon tetrachloride		0.013	PPM(V/V)	D
B-3740	12/7/20		7.5	Chloroform		0.0056	PPM(V/V)	D

Attachment 2. Table 4. Soil vapor analytical data collected from soil borings, Livermore Site, 2021.

Boring	Date	Sample Type	Depth (ft)	Parameter	LOS Indicator	Result	Units	QA Flag
B-3740	12/7/20		7.5	Dibromochloromethane	<	0.005	PPM(V/V)	D
B-3740	12/7/20		7.5	Tetrachloroethene	<	0.005	PPM(V/V)	D
B-3740	12/7/20		7.5	Trichloroethene		0.03	PPM(V/V)	D
B-3740	12/7/20		7.5	Trichlorofluoromethane	<	0.005	PPM(V/V)	D
B-3740	12/7/20		7.5	Trichlorotrifluoroethane	<	0.005	PPM(V/V)	D
B-3740	12/7/20		7.5	Vinyl chloride	<	0.005	PPM(V/V)	D
B-3740	12/7/20		7.5	cis-1,2-Dichloroethene	<	0.005	PPM(V/V)	D
B-3740	12/7/20		7.5	trans-1,2-Dichloroethene	<	0.005	PPM(V/V)	D
B-3740	12/7/20		15.5	1,1,1-Trichloroethane	<	0.005	PPM(V/V)	D
B-3740	12/7/20		15.5	1,1,2-Trichloroethane	<	0.005	PPM(V/V)	D
B-3740	12/7/20		15.5	1,1-Dichloroethane	<	0.005	PPM(V/V)	D
B-3740	12/7/20		15.5	1,1-Dichloroethene	<	0.005	PPM(V/V)	D
B-3740	12/7/20		15.5	1,2-Dichloroethane	<	0.005	PPM(V/V)	D
B-3740	12/7/20		15.5	Bromodichloromethane	<	0.005	PPM(V/V)	D
B-3740	12/7/20		15.5	Bromoform	<	0.005	PPM(V/V)	D
B-3740	12/7/20		15.5	Carbon tetrachloride		0.036	PPM(V/V)	D
B-3740	12/7/20		15.5	Chloroform		0.017	PPM(V/V)	D
B-3740	12/7/20		15.5	Dibromochloromethane	<	0.005	PPM(V/V)	D
B-3740	12/7/20		15.5	Tetrachloroethene	<	0.005	PPM(V/V)	D
B-3740	12/7/20		15.5	Trichloroethene		0.14	PPM(V/V)	D
B-3740	12/7/20		15.5	Trichlorofluoromethane		0.0072	PPM(V/V)	D
B-3740	12/7/20		15.5	Trichlorotrifluoroethane	<	0.005	PPM(V/V)	D
B-3740	12/7/20		15.5	Vinyl chloride	<	0.005	PPM(V/V)	D
B-3740	12/7/20		15.5	cis-1,2-Dichloroethene	<	0.005	PPM(V/V)	D
B-3740	12/7/20		15.5	trans-1,2-Dichloroethene	<	0.005	PPM(V/V)	D
B-3740	12/7/20		39	1,1,1-Trichloroethane	<	0.005	PPM(V/V)	D
B-3740	12/7/20		39	1,1,2-Trichloroethane	<	0.005	PPM(V/V)	D
B-3740	12/7/20		39	1,1-Dichloroethane	<	0.005	PPM(V/V)	D
B-3740	12/7/20		39	1,1-Dichloroethene		0.007	PPM(V/V)	D
B-3740	12/7/20		39	1,2-Dichloroethane	<	0.005	PPM(V/V)	D
B-3740	12/7/20		39	Bromodichloromethane	<	0.005	PPM(V/V)	D
B-3740	12/7/20		39	Bromoform	<	0.005	PPM(V/V)	D
B-3740	12/7/20		39	Carbon tetrachloride		0.049	PPM(V/V)	D
B-3740	12/7/20		39	Chloroform		0.015	PPM(V/V)	D
B-3740	12/7/20		39	Dibromochloromethane	<	0.005	PPM(V/V)	D
B-3740	12/7/20		39	Tetrachloroethene		0.0059	PPM(V/V)	D
B-3740	12/7/20		39	Trichloroethene		0.35	PPM(V/V)	D
B-3740	12/7/20		39	Trichlorofluoromethane		0.0098	PPM(V/V)	D
B-3740	12/7/20		39	Trichlorotrifluoroethane	<	0.005	PPM(V/V)	D
B-3740	12/7/20		39	Vinyl chloride	<	0.005	PPM(V/V)	D
B-3740	12/7/20		39	cis-1,2-Dichloroethene	<	0.005	PPM(V/V)	D
B-3740	12/7/20		39	trans-1,2-Dichloroethene	<	0.005	PPM(V/V)	D
B-3740	12/7/20		47	1,1,1-Trichloroethane	<	0.005	PPM(V/V)	D
B-3740	12/7/20		47	1,1,2-Trichloroethane	<	0.005	PPM(V/V)	D
B-3740	12/7/20		47	1,1-Dichloroethane	<	0.005	PPM(V/V)	D
B-3740	12/7/20		47	1,1-Dichloroethene		0.0066	PPM(V/V)	D
B-3740	12/7/20		47	1,2-Dichloroethane	<	0.005	PPM(V/V)	D
B-3740	12/7/20		47	Bromodichloromethane	<	0.005	PPM(V/V)	D
B-3740	12/7/20		47	Bromoform	<	0.005	PPM(V/V)	D
B-3740	12/7/20		47	Carbon tetrachloride		0.053	PPM(V/V)	D
B-3740	12/7/20		47	Chloroform		0.014	PPM(V/V)	D
B-3740	12/7/20		47	Dibromochloromethane	<	0.005	PPM(V/V)	D
B-3740	12/7/20		47	Tetrachloroethene		0.0059	PPM(V/V)	D
B-3740	12/7/20		47	Trichloroethene		0.4	PPM(V/V)	D
B-3740	12/7/20		47	Trichlorofluoromethane		0.0088	PPM(V/V)	D
B-3740	12/7/20		47	Trichlorotrifluoroethane	<	0.005	PPM(V/V)	D
B-3740	12/7/20		47	Vinyl chloride	<	0.005	PPM(V/V)	D
B-3740	12/7/20		47	cis-1,2-Dichloroethene	<	0.005	PPM(V/V)	D
B-3740	12/7/20		47	trans-1,2-Dichloroethene	<	0.005	PPM(V/V)	D
B-3740	12/7/20		73.5	1,1,1-Trichloroethane	<	0.005	PPM(V/V)	D
B-3740	12/7/20		73.5	1,1,2-Trichloroethane	<	0.005	PPM(V/V)	D
B-3740	12/7/20		73.5	1,1-Dichloroethane	<	0.005	PPM(V/V)	D
B-3740	12/7/20		73.5	1,1-Dichloroethene	<	0.005	PPM(V/V)	D
B-3740	12/7/20		73.5	1,2-Dichloroethane	<	0.005	PPM(V/V)	D
B-3740	12/7/20		73.5	Bromodichloromethane	<	0.005	PPM(V/V)	D
B-3740	12/7/20		73.5	Bromoform	<	0.005	PPM(V/V)	D
B-3740	12/7/20		73.5	Carbon tetrachloride		0.0068	PPM(V/V)	D

Attachment 2. Table 4. Soil vapor analytical data collected from soil borings, Livermore Site, 2021.

Boring	Date	Sample Type	Depth (ft)	Parameter	LOS Indicator	Result	Units	QA Flag
B-3740	12/7/20		73.5	Chloroform	<	0.005	PPM(V/V)	D
B-3740	12/7/20		73.5	Dibromochloromethane	<	0.005	PPM(V/V)	D
B-3740	12/7/20		73.5	Tetrachloroethene	<	0.005	PPM(V/V)	D
B-3740	12/7/20		73.5	Trichloroethene		0.079	PPM(V/V)	D
B-3740	12/7/20		73.5	Trichlorofluoromethane	<	0.005	PPM(V/V)	D
B-3740	12/7/20		73.5	Trichlorotrifluoroethane	<	0.005	PPM(V/V)	D
B-3740	12/7/20		73.5	Vinyl chloride	<	0.005	PPM(V/V)	D
B-3740	12/7/20		73.5	cis-1,2-Dichloroethene	<	0.005	PPM(V/V)	D
B-3740	12/7/20		73.5	trans-1,2-Dichloroethene	<	0.005	PPM(V/V)	D
B-3741	12/8/20		9	1,1,1-Trichloroethane	<	0.005	PPM(V/V)	D
B-3741	12/8/20		9	1,1,2-Trichloroethane	<	0.005	PPM(V/V)	D
B-3741	12/8/20		9	1,1-Dichloroethane	<	0.005	PPM(V/V)	D
B-3741	12/8/20		9	1,1-Dichloroethene	<	0.005	PPM(V/V)	D
B-3741	12/8/20		9	1,2-Dichloroethane	<	0.005	PPM(V/V)	D
B-3741	12/8/20		9	Bromodichloromethane	<	0.005	PPM(V/V)	D
B-3741	12/8/20		9	Bromoform	<	0.005	PPM(V/V)	D
B-3741	12/8/20		9	Carbon tetrachloride	<	0.005	PPM(V/V)	D
B-3741	12/8/20		9	Chloroform	<	0.005	PPM(V/V)	D
B-3741	12/8/20		9	Dibromochloromethane	<	0.005	PPM(V/V)	D
B-3741	12/8/20		9	Tetrachloroethene	<	0.005	PPM(V/V)	D
B-3741	12/8/20		9	Trichloroethene	<	0.005	PPM(V/V)	D
B-3741	12/8/20		9	Trichlorofluoromethane	<	0.005	PPM(V/V)	D
B-3741	12/8/20		9	Trichlorotrifluoroethane	<	0.005	PPM(V/V)	D
B-3741	12/8/20		9	Vinyl chloride	<	0.005	PPM(V/V)	D
B-3741	12/8/20		9	cis-1,2-Dichloroethene	<	0.005	PPM(V/V)	D
B-3741	12/8/20		9	trans-1,2-Dichloroethene	<	0.005	PPM(V/V)	D
B-3741	12/8/20		22	1,1,1-Trichloroethane	<	0.005	PPM(V/V)	D
B-3741	12/8/20		22	1,1,2-Trichloroethane	<	0.005	PPM(V/V)	D
B-3741	12/8/20		22	1,1-Dichloroethane	<	0.005	PPM(V/V)	D
B-3741	12/8/20		22	1,1-Dichloroethene	<	0.005	PPM(V/V)	D
B-3741	12/8/20		22	1,2-Dichloroethane	<	0.005	PPM(V/V)	D
B-3741	12/8/20		22	Bromodichloromethane	<	0.005	PPM(V/V)	D
B-3741	12/8/20		22	Bromoform	<	0.005	PPM(V/V)	D
B-3741	12/8/20		22	Carbon tetrachloride	<	0.005	PPM(V/V)	D
B-3741	12/8/20		22	Chloroform		0.016	PPM(V/V)	D
B-3741	12/8/20		22	Dibromochloromethane	<	0.005	PPM(V/V)	D
B-3741	12/8/20		22	Tetrachloroethene	<	0.005	PPM(V/V)	D
B-3741	12/8/20		22	Trichloroethene		0.035	PPM(V/V)	D
B-3741	12/8/20		22	Trichlorofluoromethane	<	0.005	PPM(V/V)	D
B-3741	12/8/20		22	Trichlorotrifluoroethane	<	0.005	PPM(V/V)	D
B-3741	12/8/20		22	Vinyl chloride	<	0.005	PPM(V/V)	D
B-3741	12/8/20		22	cis-1,2-Dichloroethene	<	0.005	PPM(V/V)	D
B-3741	12/8/20		22	trans-1,2-Dichloroethene	<	0.005	PPM(V/V)	D
B-3741	12/8/20		39.5	1,1,1-Trichloroethane	<	0.005	PPM(V/V)	D
B-3741	12/8/20		39.5	1,1,2-Trichloroethane	<	0.005	PPM(V/V)	D
B-3741	12/8/20		39.5	1,1-Dichloroethane	<	0.005	PPM(V/V)	D
B-3741	12/8/20		39.5	1,1-Dichloroethene	<	0.005	PPM(V/V)	D
B-3741	12/8/20		39.5	1,2-Dichloroethane	<	0.005	PPM(V/V)	D
B-3741	12/8/20		39.5	Bromodichloromethane	<	0.005	PPM(V/V)	D
B-3741	12/8/20		39.5	Bromoform	<	0.005	PPM(V/V)	D
B-3741	12/8/20		39.5	Carbon tetrachloride	<	0.005	PPM(V/V)	D
B-3741	12/8/20		39.5	Chloroform		0.008	PPM(V/V)	D
B-3741	12/8/20		39.5	Dibromochloromethane	<	0.005	PPM(V/V)	D
B-3741	12/8/20		39.5	Tetrachloroethene	<	0.005	PPM(V/V)	D
B-3741	12/8/20		39.5	Trichloroethene		0.057	PPM(V/V)	D
B-3741	12/8/20		39.5	Trichlorofluoromethane	<	0.005	PPM(V/V)	D
B-3741	12/8/20		39.5	Trichlorotrifluoroethane	<	0.005	PPM(V/V)	D
B-3741	12/8/20		39.5	Vinyl chloride	<	0.005	PPM(V/V)	D
B-3741	12/8/20		39.5	cis-1,2-Dichloroethene	<	0.005	PPM(V/V)	D
B-3741	12/8/20		39.5	trans-1,2-Dichloroethene	<	0.005	PPM(V/V)	D
B-3741	12/8/20		71	1,1,1-Trichloroethane	<	0.005	PPM(V/V)	D
B-3741	12/8/20		71	1,1,2-Trichloroethane	<	0.005	PPM(V/V)	D
B-3741	12/8/20		71	1,1-Dichloroethane	<	0.005	PPM(V/V)	D
B-3741	12/8/20		71	1,1-Dichloroethene	<	0.005	PPM(V/V)	D
B-3741	12/8/20		71	1,2-Dichloroethane	<	0.005	PPM(V/V)	D
B-3741	12/8/20		71	Bromodichloromethane	<	0.005	PPM(V/V)	D
B-3741	12/8/20		71	Bromoform	<	0.005	PPM(V/V)	D

Attachment 2. Table 4. Soil vapor analytical data collected from soil borings, Livermore Site, 2021.

Boring	Date	Sample Type	Depth (ft)	Parameter	LOS Indicator	Result	Units	QA Flag
B-3741	12/8/20		71	Carbon tetrachloride		0.08	PPM(V/V)	D
B-3741	12/8/20		71	Chloroform		0.0067	PPM(V/V)	D
B-3741	12/8/20		71	Dibromochloromethane	<	0.005	PPM(V/V)	D
B-3741	12/8/20		71	Tetrachloroethene		0.016	PPM(V/V)	D
B-3741	12/8/20		71	Trichloroethene		1.2	PPM(V/V)	D
B-3741	12/8/20		71	Trichlorofluoromethane	<	0.005	PPM(V/V)	D
B-3741	12/8/20		71	Trichlorotrifluoroethane		0.005	PPM(V/V)	D
B-3741	12/8/20		71	Vinyl chloride	<	0.005	PPM(V/V)	D
B-3741	12/8/20		71	cis-1,2-Dichloroethene	<	0.005	PPM(V/V)	D
B-3741	12/8/20		71	trans-1,2-Dichloroethene	<	0.005	PPM(V/V)	D
B-3742	12/2/20		10	1,1,1-Trichloroethane	<	0.005	PPM(V/V)	D
B-3742	12/2/20		10	1,1,2-Trichloroethane	<	0.005	PPM(V/V)	D
B-3742	12/2/20		10	1,1-Dichloroethane	<	0.005	PPM(V/V)	D
B-3742	12/2/20		10	1,1-Dichloroethene	<	0.005	PPM(V/V)	D
B-3742	12/2/20		10	1,2-Dichloroethane	<	0.005	PPM(V/V)	D
B-3742	12/2/20		10	Bromodichloromethane	<	0.005	PPM(V/V)	D
B-3742	12/2/20		10	Bromoform	<	0.005	PPM(V/V)	D
B-3742	12/2/20		10	Carbon tetrachloride		0.041	PPM(V/V)	D
B-3742	12/2/20		10	Chloroform	<	0.005	PPM(V/V)	D
B-3742	12/2/20		10	Dibromochloromethane	<	0.005	PPM(V/V)	D
B-3742	12/2/20		10	Tetrachloroethene	<	0.005	PPM(V/V)	D
B-3742	12/2/20		10	Trichloroethene		0.12	PPM(V/V)	D
B-3742	12/2/20		10	Trichlorofluoromethane	<	0.005	PPM(V/V)	D
B-3742	12/2/20		10	Trichlorotrifluoroethane	<	0.005	PPM(V/V)	D
B-3742	12/2/20		10	Vinyl chloride	<	0.005	PPM(V/V)	D
B-3742	12/2/20		10	cis-1,2-Dichloroethene	<	0.005	PPM(V/V)	D
B-3742	12/2/20		10	trans-1,2-Dichloroethene	<	0.005	PPM(V/V)	D
B-3742	12/2/20		14.5	1,1,1-Trichloroethane	<	0.005	PPM(V/V)	D
B-3742	12/2/20		14.5	1,1,2-Trichloroethane	<	0.005	PPM(V/V)	D
B-3742	12/2/20		14.5	1,1-Dichloroethane	<	0.005	PPM(V/V)	D
B-3742	12/2/20		14.5	1,1-Dichloroethene	<	0.005	PPM(V/V)	D
B-3742	12/2/20		14.5	1,2-Dichloroethane	<	0.005	PPM(V/V)	D
B-3742	12/2/20		14.5	Bromodichloromethane	<	0.005	PPM(V/V)	D
B-3742	12/2/20		14.5	Bromoform	<	0.005	PPM(V/V)	D
B-3742	12/2/20		14.5	Carbon tetrachloride		0.036	PPM(V/V)	D
B-3742	12/2/20		14.5	Chloroform	<	0.005	PPM(V/V)	D
B-3742	12/2/20		14.5	Dibromochloromethane	<	0.005	PPM(V/V)	D
B-3742	12/2/20		14.5	Tetrachloroethene	<	0.005	PPM(V/V)	D
B-3742	12/2/20		14.5	Trichloroethene		0.2	PPM(V/V)	D
B-3742	12/2/20		14.5	Trichlorofluoromethane	<	0.005	PPM(V/V)	D
B-3742	12/2/20		14.5	Trichlorotrifluoroethane	<	0.005	PPM(V/V)	D
B-3742	12/2/20		14.5	Vinyl chloride	<	0.005	PPM(V/V)	D
B-3742	12/2/20		14.5	cis-1,2-Dichloroethene	<	0.005	PPM(V/V)	D
B-3742	12/2/20		14.5	trans-1,2-Dichloroethene	<	0.005	PPM(V/V)	D
B-3742	12/2/20		21	1,1,1-Trichloroethane	<	0.005	PPM(V/V)	D
B-3742	12/2/20		21	1,1,2-Trichloroethane	<	0.005	PPM(V/V)	D
B-3742	12/2/20		21	1,1-Dichloroethane	<	0.005	PPM(V/V)	D
B-3742	12/2/20		21	1,1-Dichloroethene	<	0.005	PPM(V/V)	D
B-3742	12/2/20		21	1,2-Dichloroethane	<	0.005	PPM(V/V)	D
B-3742	12/2/20		21	Bromodichloromethane	<	0.005	PPM(V/V)	D
B-3742	12/2/20		21	Bromoform	<	0.005	PPM(V/V)	D
B-3742	12/2/20		21	Carbon tetrachloride		0.053	PPM(V/V)	D
B-3742	12/2/20		21	Chloroform		0.0065	PPM(V/V)	D
B-3742	12/2/20		21	Dibromochloromethane	<	0.005	PPM(V/V)	D
B-3742	12/2/20		21	Tetrachloroethene	<	0.005	PPM(V/V)	D
B-3742	12/2/20		21	Trichloroethene		0.35	PPM(V/V)	D
B-3742	12/2/20		21	Trichlorofluoromethane	<	0.005	PPM(V/V)	D
B-3742	12/2/20		21	Trichlorotrifluoroethane	<	0.005	PPM(V/V)	D
B-3742	12/2/20		21	Vinyl chloride	<	0.005	PPM(V/V)	D
B-3742	12/2/20		21	cis-1,2-Dichloroethene	<	0.005	PPM(V/V)	D
B-3742	12/2/20		21	trans-1,2-Dichloroethene	<	0.005	PPM(V/V)	D
B-3742	12/2/20		38	1,1,1-Trichloroethane	<	0.005	PPM(V/V)	D
B-3742	12/2/20		38	1,1,2-Trichloroethane	<	0.005	PPM(V/V)	D
B-3742	12/2/20		38	1,1-Dichloroethane	<	0.005	PPM(V/V)	D
B-3742	12/2/20		38	1,1-Dichloroethene	<	0.005	PPM(V/V)	D
B-3742	12/2/20		38	1,2-Dichloroethane	<	0.005	PPM(V/V)	D
B-3742	12/2/20		38	Bromodichloromethane	<	0.005	PPM(V/V)	D

Attachment 2. Table 4. Soil vapor analytical data collected from soil borings, Livermore Site, 2021.

Boring	Date	Sample Type	Depth (ft)	Parameter	LOS Indicator	Result	Units	QA Flag
B-3742	12/2/20		38	Bromoform	<	0.005	PPM(V/V)	D
B-3742	12/2/20		38	Carbon tetrachloride		0.026	PPM(V/V)	D
B-3742	12/2/20		38	Chloroform		0.0051	PPM(V/V)	D
B-3742	12/2/20		38	Dibromochloromethane	<	0.005	PPM(V/V)	D
B-3742	12/2/20		38	Tetrachloroethene	<	0.005	PPM(V/V)	D
B-3742	12/2/20		38	Trichloroethene		0.3	PPM(V/V)	D
B-3742	12/2/20		38	Trichlorofluoromethane	<	0.005	PPM(V/V)	D
B-3742	12/2/20		38	Trichlorotrifluoroethane	<	0.005	PPM(V/V)	D
B-3742	12/2/20		38	Vinyl chloride	<	0.005	PPM(V/V)	D
B-3742	12/2/20		38	cis-1,2-Dichloroethene	<	0.005	PPM(V/V)	D
B-3742	12/2/20		38	trans-1,2-Dichloroethene	<	0.005	PPM(V/V)	D
B-3742	12/2/20		45.5	1,1,1-Trichloroethane	<	0.005	PPM(V/V)	D
B-3742	12/2/20		45.5	1,1,2-Trichloroethane	<	0.005	PPM(V/V)	D
B-3742	12/2/20		45.5	1,1-Dichloroethane	<	0.005	PPM(V/V)	D
B-3742	12/2/20		45.5	1,1-Dichloroethene	<	0.005	PPM(V/V)	D
B-3742	12/2/20		45.5	1,2-Dichloroethane	<	0.005	PPM(V/V)	D
B-3742	12/2/20		45.5	Bromodichloromethane	<	0.005	PPM(V/V)	D
B-3742	12/2/20		45.5	Bromoform	<	0.005	PPM(V/V)	D
B-3742	12/2/20		45.5	Carbon tetrachloride		0.029	PPM(V/V)	D
B-3742	12/2/20		45.5	Chloroform		0.0053	PPM(V/V)	D
B-3742	12/2/20		45.5	Dibromochloromethane	<	0.005	PPM(V/V)	D
B-3742	12/2/20		45.5	Tetrachloroethene	<	0.005	PPM(V/V)	D
B-3742	12/2/20		45.5	Trichloroethene		0.35	PPM(V/V)	D
B-3742	12/2/20		45.5	Trichlorofluoromethane	<	0.005	PPM(V/V)	D
B-3742	12/2/20		45.5	Trichlorotrifluoroethane	<	0.005	PPM(V/V)	D
B-3742	12/2/20		45.5	Vinyl chloride	<	0.005	PPM(V/V)	D
B-3742	12/2/20		45.5	cis-1,2-Dichloroethene	<	0.005	PPM(V/V)	D
B-3742	12/2/20		45.5	trans-1,2-Dichloroethene	<	0.005	PPM(V/V)	D
B-3742	12/2/20	DUP	45.5	1,1,1-Trichloroethane	<	0.005	PPM(V/V)	D
B-3742	12/2/20	DUP	45.5	1,1,2-Trichloroethane	<	0.005	PPM(V/V)	D
B-3742	12/2/20	DUP	45.5	1,1-Dichloroethane	<	0.005	PPM(V/V)	D
B-3742	12/2/20	DUP	45.5	1,1-Dichloroethene	<	0.005	PPM(V/V)	D
B-3742	12/2/20	DUP	45.5	1,2-Dichloroethane	<	0.005	PPM(V/V)	D
B-3742	12/2/20	DUP	45.5	Bromodichloromethane	<	0.005	PPM(V/V)	D
B-3742	12/2/20	DUP	45.5	Bromoform	<	0.005	PPM(V/V)	D
B-3742	12/2/20	DUP	45.5	Carbon tetrachloride		0.026	PPM(V/V)	D
B-3742	12/2/20	DUP	45.5	Chloroform		0.0055	PPM(V/V)	D
B-3742	12/2/20	DUP	45.5	Dibromochloromethane	<	0.005	PPM(V/V)	D
B-3742	12/2/20	DUP	45.5	Tetrachloroethene	<	0.005	PPM(V/V)	D
B-3742	12/2/20	DUP	45.5	Trichloroethene		0.3	PPM(V/V)	D
B-3742	12/2/20	DUP	45.5	Trichlorofluoromethane	<	0.005	PPM(V/V)	D
B-3742	12/2/20	DUP	45.5	Trichlorotrifluoroethane	<	0.005	PPM(V/V)	D
B-3742	12/2/20	DUP	45.5	Vinyl chloride	<	0.005	PPM(V/V)	D
B-3742	12/2/20	DUP	45.5	cis-1,2-Dichloroethene	<	0.005	PPM(V/V)	D
B-3742	12/2/20	DUP	45.5	trans-1,2-Dichloroethene	<	0.005	PPM(V/V)	D
B-3743	12/15/20		10	1,1,1-Trichloroethane	<	0.005	PPM(V/V)	D
B-3743	12/15/20		10	1,1,2-Trichloroethane	<	0.005	PPM(V/V)	D
B-3743	12/15/20		10	1,1-Dichloroethane	<	0.005	PPM(V/V)	D
B-3743	12/15/20		10	1,1-Dichloroethene	<	0.005	PPM(V/V)	D
B-3743	12/15/20		10	1,2-Dichloroethane	<	0.005	PPM(V/V)	D
B-3743	12/15/20		10	Bromodichloromethane	<	0.005	PPM(V/V)	D
B-3743	12/15/20		10	Bromoform	<	0.005	PPM(V/V)	D
B-3743	12/15/20		10	Carbon tetrachloride		0.0051	PPM(V/V)	D
B-3743	12/15/20		10	Chloroform	<	0.005	PPM(V/V)	D
B-3743	12/15/20		10	Dibromochloromethane	<	0.005	PPM(V/V)	D
B-3743	12/15/20		10	Tetrachloroethene	<	0.005	PPM(V/V)	D
B-3743	12/15/20		10	Trichloroethene		0.063	PPM(V/V)	D
B-3743	12/15/20		10	Trichlorofluoromethane	<	0.005	PPM(V/V)	D
B-3743	12/15/20		10	Trichlorotrifluoroethane	<	0.005	PPM(V/V)	D
B-3743	12/15/20		10	Vinyl chloride	<	0.005	PPM(V/V)	D
B-3743	12/15/20		10	cis-1,2-Dichloroethene	<	0.005	PPM(V/V)	D
B-3743	12/15/20		10	trans-1,2-Dichloroethene	<	0.005	PPM(V/V)	D
B-3743	12/15/20		17	1,1,1-Trichloroethane	<	0.005	PPM(V/V)	D
B-3743	12/15/20		17	1,1,2-Trichloroethane	<	0.005	PPM(V/V)	D
B-3743	12/15/20		17	1,1-Dichloroethane	<	0.005	PPM(V/V)	D
B-3743	12/15/20		17	1,1-Dichloroethene	<	0.005	PPM(V/V)	D
B-3743	12/15/20		17	1,2-Dichloroethane	<	0.005	PPM(V/V)	D

Attachment 2. Table 4. Soil vapor analytical data collected from soil borings, Livermore Site, 2021.

Boring	Date	Sample Type	Depth (ft)	Parameter	LOS Indicator	Result	Units	QA Flag
B-3743	12/15/20		17	Bromodichloromethane	<	0.005	PPM(V/V)	D
B-3743	12/15/20		17	Bromoform	<	0.005	PPM(V/V)	D
B-3743	12/15/20		17	Carbon tetrachloride		0.016	PPM(V/V)	D
B-3743	12/15/20		17	Chloroform	<	0.005	PPM(V/V)	D
B-3743	12/15/20		17	Dibromochloromethane	<	0.005	PPM(V/V)	D
B-3743	12/15/20		17	Tetrachloroethene	<	0.005	PPM(V/V)	D
B-3743	12/15/20		17	Trichloroethene		0.31	PPM(V/V)	D
B-3743	12/15/20		17	Trichlorofluoromethane		0.0062	PPM(V/V)	D
B-3743	12/15/20		17	Trichlorotrifluoroethane	<	0.005	PPM(V/V)	D
B-3743	12/15/20		17	Vinyl chloride	<	0.005	PPM(V/V)	D
B-3743	12/15/20		17	cis-1,2-Dichloroethene	<	0.005	PPM(V/V)	D
B-3743	12/15/20		17	trans-1,2-Dichloroethene	<	0.005	PPM(V/V)	D
B-3743	12/15/20	DUP	17	1,1,1-Trichloroethane	<	0.005	PPM(V/V)	D
B-3743	12/15/20	DUP	17	1,1,2-Trichloroethane	<	0.005	PPM(V/V)	D
B-3743	12/15/20	DUP	17	1,1-Dichloroethane	<	0.005	PPM(V/V)	D
B-3743	12/15/20	DUP	17	1,1-Dichloroethene	<	0.005	PPM(V/V)	D
B-3743	12/15/20	DUP	17	1,2-Dichloroethane	<	0.005	PPM(V/V)	D
B-3743	12/15/20	DUP	17	Bromodichloromethane	<	0.005	PPM(V/V)	D
B-3743	12/15/20	DUP	17	Bromoform	<	0.005	PPM(V/V)	D
B-3743	12/15/20	DUP	17	Carbon tetrachloride		0.012	PPM(V/V)	D
B-3743	12/15/20	DUP	17	Chloroform	<	0.005	PPM(V/V)	D
B-3743	12/15/20	DUP	17	Dibromochloromethane	<	0.005	PPM(V/V)	D
B-3743	12/15/20	DUP	17	Tetrachloroethene	<	0.005	PPM(V/V)	D
B-3743	12/15/20	DUP	17	Trichloroethene		0.25	PPM(V/V)	D
B-3743	12/15/20	DUP	17	Trichlorofluoromethane	<	0.005	PPM(V/V)	D
B-3743	12/15/20	DUP	17	Trichlorotrifluoroethane	<	0.005	PPM(V/V)	D
B-3743	12/15/20	DUP	17	Vinyl chloride	<	0.005	PPM(V/V)	D
B-3743	12/15/20	DUP	17	cis-1,2-Dichloroethene	<	0.005	PPM(V/V)	D
B-3743	12/15/20	DUP	17	trans-1,2-Dichloroethene	<	0.005	PPM(V/V)	D
B-3743	12/15/20		37	1,1,1-Trichloroethane	<	0.005	PPM(V/V)	D
B-3743	12/15/20		37	1,1,2-Trichloroethane	<	0.005	PPM(V/V)	D
B-3743	12/15/20		37	1,1-Dichloroethane	<	0.005	PPM(V/V)	D
B-3743	12/15/20		37	1,1-Dichloroethene	<	0.005	PPM(V/V)	D
B-3743	12/15/20		37	1,2-Dichloroethane	<	0.005	PPM(V/V)	D
B-3743	12/15/20		37	Bromodichloromethane	<	0.005	PPM(V/V)	D
B-3743	12/15/20		37	Bromoform	<	0.005	PPM(V/V)	D
B-3743	12/15/20		37	Carbon tetrachloride		0.037	PPM(V/V)	D
B-3743	12/15/20		37	Chloroform		0.014	PPM(V/V)	D
B-3743	12/15/20		37	Dibromochloromethane	<	0.005	PPM(V/V)	D
B-3743	12/15/20		37	Tetrachloroethene	<	0.005	PPM(V/V)	D
B-3743	12/15/20		37	Trichloroethene		0.65	PPM(V/V)	D
B-3743	12/15/20		37	Trichlorofluoromethane		0.01	PPM(V/V)	D
B-3743	12/15/20		37	Trichlorotrifluoroethane	<	0.005	PPM(V/V)	D
B-3743	12/15/20		37	Vinyl chloride	<	0.005	PPM(V/V)	D
B-3743	12/15/20		37	cis-1,2-Dichloroethene	<	0.005	PPM(V/V)	D
B-3743	12/15/20		37	trans-1,2-Dichloroethene	<	0.005	PPM(V/V)	D
B-3743	12/15/20		46.5	1,1,1-Trichloroethane	<	0.01	PPM(V/V)	D
B-3743	12/15/20		46.5	1,1,2-Trichloroethane	<	0.01	PPM(V/V)	D
B-3743	12/15/20		46.5	1,1-Dichloroethane	<	0.01	PPM(V/V)	D
B-3743	12/15/20		46.5	1,1-Dichloroethene	<	0.01	PPM(V/V)	D
B-3743	12/15/20		46.5	1,2-Dichloroethane	<	0.01	PPM(V/V)	D
B-3743	12/15/20		46.5	Bromodichloromethane	<	0.01	PPM(V/V)	D
B-3743	12/15/20		46.5	Bromoform	<	0.01	PPM(V/V)	D
B-3743	12/15/20		46.5	Carbon tetrachloride		0.036	PPM(V/V)	D
B-3743	12/15/20		46.5	Chloroform		0.015	PPM(V/V)	D
B-3743	12/15/20		46.5	Dibromochloromethane	<	0.01	PPM(V/V)	D
B-3743	12/15/20		46.5	Tetrachloroethene	<	0.01	PPM(V/V)	D
B-3743	12/15/20		46.5	Trichloroethene		0.97	PPM(V/V)	D
B-3743	12/15/20		46.5	Trichlorofluoromethane	<	0.01	PPM(V/V)	D
B-3743	12/15/20		46.5	Trichlorotrifluoroethane	<	0.01	PPM(V/V)	D
B-3743	12/15/20		46.5	Vinyl chloride	<	0.01	PPM(V/V)	D
B-3743	12/15/20		46.5	cis-1,2-Dichloroethene	<	0.01	PPM(V/V)	D
B-3743	12/15/20		46.5	trans-1,2-Dichloroethene	<	0.01	PPM(V/V)	D
B-3743	12/15/20		57	1,1,1-Trichloroethane	<	0.01	PPM(V/V)	D
B-3743	12/15/20		57	1,1,2-Trichloroethane	<	0.01	PPM(V/V)	D
B-3743	12/15/20		57	1,1-Dichloroethane	<	0.01	PPM(V/V)	D
B-3743	12/15/20		57	1,1-Dichloroethene	<	0.01	PPM(V/V)	D

Attachment 2. Table 4. Soil vapor analytical data collected from soil borings, Livermore Site, 2021.

Boring	Date	Sample Type	Depth (ft)	Parameter	LOS Indicator	Result	Units	QA Flag
B-3743	12/15/20		57	1,2-Dichloroethane	<	0.01	PPM(V/V)	D
B-3743	12/15/20		57	Bromodichloromethane	<	0.01	PPM(V/V)	D
B-3743	12/15/20		57	Bromoform	<	0.01	PPM(V/V)	D
B-3743	12/15/20		57	Carbon tetrachloride		0.038	PPM(V/V)	D
B-3743	12/15/20		57	Chloroform		0.023	PPM(V/V)	D
B-3743	12/15/20		57	Dibromochloromethane	<	0.01	PPM(V/V)	D
B-3743	12/15/20		57	Tetrachloroethene	<	0.01	PPM(V/V)	D
B-3743	12/15/20		57	Trichloroethene		1.5	PPM(V/V)	D
B-3743	12/15/20		57	Trichlorofluoromethane	<	0.01	PPM(V/V)	D
B-3743	12/15/20		57	Trichlorotrifluoroethane	<	0.01	PPM(V/V)	D
B-3743	12/15/20		57	Vinyl chloride	<	0.01	PPM(V/V)	D
B-3743	12/15/20		57	cis-1,2-Dichloroethene	<	0.01	PPM(V/V)	D
B-3743	12/15/20		57	trans-1,2-Dichloroethene	<	0.01	PPM(V/V)	D
B-3743	12/15/20		70	1,1,1-Trichloroethane	<	0.01	PPM(V/V)	D
B-3743	12/15/20		70	1,1,2-Trichloroethane	<	0.01	PPM(V/V)	D
B-3743	12/15/20		70	1,1-Dichloroethane	<	0.01	PPM(V/V)	D
B-3743	12/15/20		70	1,1-Dichloroethene	<	0.01	PPM(V/V)	D
B-3743	12/15/20		70	1,2-Dichloroethane	<	0.01	PPM(V/V)	D
B-3743	12/15/20		70	Bromodichloromethane	<	0.01	PPM(V/V)	D
B-3743	12/15/20		70	Bromoform	<	0.01	PPM(V/V)	D
B-3743	12/15/20		70	Carbon tetrachloride		0.023	PPM(V/V)	D
B-3743	12/15/20		70	Chloroform		0.021	PPM(V/V)	D
B-3743	12/15/20		70	Dibromochloromethane	<	0.01	PPM(V/V)	D
B-3743	12/15/20		70	Tetrachloroethene	<	0.01	PPM(V/V)	D
B-3743	12/15/20		70	Trichloroethene		1.3	PPM(V/V)	D
B-3743	12/15/20		70	Trichlorofluoromethane	<	0.01	PPM(V/V)	D
B-3743	12/15/20		70	Trichlorotrifluoroethane	<	0.01	PPM(V/V)	D
B-3743	12/15/20		70	Vinyl chloride	<	0.01	PPM(V/V)	D
B-3743	12/15/20		70	cis-1,2-Dichloroethene	<	0.01	PPM(V/V)	D
B-3743	12/15/20		70	trans-1,2-Dichloroethene	<	0.01	PPM(V/V)	D
B-3744	12/14/20		10.5	1,1,1-Trichloroethane	<	0.005	PPM(V/V)	D
B-3744	12/14/20		10.5	1,1,2-Trichloroethane	<	0.005	PPM(V/V)	D
B-3744	12/14/20		10.5	1,1-Dichloroethane	<	0.005	PPM(V/V)	D
B-3744	12/14/20		10.5	1,1-Dichloroethene	<	0.005	PPM(V/V)	D
B-3744	12/14/20		10.5	1,2-Dichloroethane	<	0.005	PPM(V/V)	D
B-3744	12/14/20		10.5	Bromodichloromethane	<	0.005	PPM(V/V)	D
B-3744	12/14/20		10.5	Bromoform	<	0.005	PPM(V/V)	D
B-3744	12/14/20		10.5	Carbon tetrachloride	<	0.005	PPM(V/V)	D
B-3744	12/14/20		10.5	Chloroform	<	0.005	PPM(V/V)	D
B-3744	12/14/20		10.5	Dibromochloromethane	<	0.005	PPM(V/V)	D
B-3744	12/14/20		10.5	Tetrachloroethene	<	0.005	PPM(V/V)	D
B-3744	12/14/20		10.5	Trichloroethene		0.04	PPM(V/V)	D
B-3744	12/14/20		10.5	Trichlorofluoromethane	<	0.005	PPM(V/V)	D
B-3744	12/14/20		10.5	Trichlorotrifluoroethane	<	0.005	PPM(V/V)	D
B-3744	12/14/20		10.5	Vinyl chloride	<	0.005	PPM(V/V)	D
B-3744	12/14/20		10.5	cis-1,2-Dichloroethene	<	0.005	PPM(V/V)	D
B-3744	12/14/20		10.5	trans-1,2-Dichloroethene	<	0.005	PPM(V/V)	D
B-3744	12/14/20		18	1,1,1-Trichloroethane	<	0.005	PPM(V/V)	D
B-3744	12/14/20		18	1,1,2-Trichloroethane	<	0.005	PPM(V/V)	D
B-3744	12/14/20		18	1,1-Dichloroethane	<	0.005	PPM(V/V)	D
B-3744	12/14/20		18	1,1-Dichloroethene	<	0.005	PPM(V/V)	D
B-3744	12/14/20		18	1,2-Dichloroethane	<	0.005	PPM(V/V)	D
B-3744	12/14/20		18	Bromodichloromethane	<	0.005	PPM(V/V)	D
B-3744	12/14/20		18	Bromoform	<	0.005	PPM(V/V)	D
B-3744	12/14/20		18	Carbon tetrachloride		0.0052	PPM(V/V)	D
B-3744	12/14/20		18	Chloroform	<	0.005	PPM(V/V)	D
B-3744	12/14/20		18	Dibromochloromethane	<	0.005	PPM(V/V)	D
B-3744	12/14/20		18	Tetrachloroethene	<	0.005	PPM(V/V)	D
B-3744	12/14/20		18	Trichloroethene		0.12	PPM(V/V)	D
B-3744	12/14/20		18	Trichlorofluoromethane	<	0.005	PPM(V/V)	D
B-3744	12/14/20		18	Trichlorotrifluoroethane	<	0.005	PPM(V/V)	D
B-3744	12/14/20		18	Vinyl chloride	<	0.005	PPM(V/V)	D
B-3744	12/14/20		18	cis-1,2-Dichloroethene	<	0.005	PPM(V/V)	D
B-3744	12/14/20		18	trans-1,2-Dichloroethene	<	0.005	PPM(V/V)	D
B-3744	12/14/20		46	1,1,1-Trichloroethane	<	0.005	PPM(V/V)	D
B-3744	12/14/20		46	1,1,2-Trichloroethane	<	0.005	PPM(V/V)	D
B-3744	12/14/20		46	1,1-Dichloroethane	<	0.005	PPM(V/V)	D

Attachment 2. Table 4. Soil vapor analytical data collected from soil borings, Livermore Site, 2021.

Boring	Date	Sample Type	Depth (ft)	Parameter	LOS Indicator	Result	Units	QA Flag
B-3744	12/14/20		46	1,1-Dichloroethene	<	0.005	PPM(V/V)	D
B-3744	12/14/20		46	1,2-Dichloroethane	<	0.005	PPM(V/V)	D
B-3744	12/14/20		46	Bromodichloromethane	<	0.005	PPM(V/V)	D
B-3744	12/14/20		46	Bromoform	<	0.005	PPM(V/V)	D
B-3744	12/14/20		46	Carbon tetrachloride		0.0091	PPM(V/V)	D
B-3744	12/14/20		46	Chloroform		0.0055	PPM(V/V)	D
B-3744	12/14/20		46	Dibromochloromethane	<	0.005	PPM(V/V)	D
B-3744	12/14/20		46	Tetrachloroethene	<	0.005	PPM(V/V)	D
B-3744	12/14/20		46	Trichloroethene		0.24	PPM(V/V)	D
B-3744	12/14/20		46	Trichlorofluoromethane	<	0.005	PPM(V/V)	D
B-3744	12/14/20		46	Trichlorotrifluoroethane	<	0.005	PPM(V/V)	D
B-3744	12/14/20		46	Vinyl chloride	<	0.005	PPM(V/V)	D
B-3744	12/14/20		46	cis-1,2-Dichloroethene	<	0.005	PPM(V/V)	D
B-3744	12/14/20		46	trans-1,2-Dichloroethene	<	0.005	PPM(V/V)	D
B-3744	12/14/20		69	1,1,1-Trichloroethane	<	0.005	PPM(V/V)	D
B-3744	12/14/20		69	1,1,2-Trichloroethane	<	0.005	PPM(V/V)	D
B-3744	12/14/20		69	1,1-Dichloroethane	<	0.005	PPM(V/V)	D
B-3744	12/14/20		69	1,1-Dichloroethene	<	0.005	PPM(V/V)	D
B-3744	12/14/20		69	1,2-Dichloroethane	<	0.005	PPM(V/V)	D
B-3744	12/14/20		69	Bromodichloromethane	<	0.005	PPM(V/V)	D
B-3744	12/14/20		69	Bromoform	<	0.005	PPM(V/V)	D
B-3744	12/14/20		69	Carbon tetrachloride		0.015	PPM(V/V)	D
B-3744	12/14/20		69	Chloroform		0.0087	PPM(V/V)	D
B-3744	12/14/20		69	Dibromochloromethane	<	0.005	PPM(V/V)	D
B-3744	12/14/20		69	Tetrachloroethene	<	0.005	PPM(V/V)	D
B-3744	12/14/20		69	Trichloroethene		0.51	PPM(V/V)	D
B-3744	12/14/20		69	Trichlorofluoromethane	<	0.005	PPM(V/V)	D
B-3744	12/14/20		69	Trichlorotrifluoroethane	<	0.005	PPM(V/V)	D
B-3744	12/14/20		69	Vinyl chloride	<	0.005	PPM(V/V)	D
B-3744	12/14/20		69	cis-1,2-Dichloroethene	<	0.005	PPM(V/V)	D
B-3744	12/14/20		69	trans-1,2-Dichloroethene	<	0.005	PPM(V/V)	D
B-3745	12/10/20		10	1,1,1-Trichloroethane	<	0.005	PPM(V/V)	D
B-3745	12/10/20		10	1,1,2-Trichloroethane	<	0.005	PPM(V/V)	D
B-3745	12/10/20		10	1,1-Dichloroethane	<	0.005	PPM(V/V)	D
B-3745	12/10/20		10	1,1-Dichloroethene	<	0.005	PPM(V/V)	D
B-3745	12/10/20		10	1,2-Dichloroethane	<	0.005	PPM(V/V)	D
B-3745	12/10/20		10	Bromodichloromethane	<	0.005	PPM(V/V)	D
B-3745	12/10/20		10	Bromoform	<	0.005	PPM(V/V)	D
B-3745	12/10/20		10	Carbon tetrachloride	<	0.005	PPM(V/V)	D
B-3745	12/10/20		10	Chloroform	<	0.005	PPM(V/V)	D
B-3745	12/10/20		10	Dibromochloromethane	<	0.005	PPM(V/V)	D
B-3745	12/10/20		10	Tetrachloroethene	<	0.005	PPM(V/V)	D
B-3745	12/10/20		10	Trichloroethene		0.0068	PPM(V/V)	D
B-3745	12/10/20		10	Trichlorofluoromethane	<	0.005	PPM(V/V)	D
B-3745	12/10/20		10	Trichlorotrifluoroethane	<	0.005	PPM(V/V)	D
B-3745	12/10/20		10	Vinyl chloride	<	0.005	PPM(V/V)	D
B-3745	12/10/20		10	cis-1,2-Dichloroethene	<	0.005	PPM(V/V)	D
B-3745	12/10/20		10	trans-1,2-Dichloroethene	<	0.005	PPM(V/V)	D
B-3745	12/10/20		16	1,1,1-Trichloroethane	<	0.005	PPM(V/V)	D
B-3745	12/10/20		16	1,1,2-Trichloroethane	<	0.005	PPM(V/V)	D
B-3745	12/10/20		16	1,1-Dichloroethane	<	0.005	PPM(V/V)	D
B-3745	12/10/20		16	1,1-Dichloroethene	<	0.005	PPM(V/V)	D
B-3745	12/10/20		16	1,2-Dichloroethane	<	0.005	PPM(V/V)	D
B-3745	12/10/20		16	Bromodichloromethane	<	0.005	PPM(V/V)	D
B-3745	12/10/20		16	Bromoform	<	0.005	PPM(V/V)	D
B-3745	12/10/20		16	Carbon tetrachloride	<	0.005	PPM(V/V)	D
B-3745	12/10/20		16	Chloroform	<	0.005	PPM(V/V)	D
B-3745	12/10/20		16	Dibromochloromethane	<	0.005	PPM(V/V)	D
B-3745	12/10/20		16	Tetrachloroethene	<	0.005	PPM(V/V)	D
B-3745	12/10/20		16	Trichloroethene		0.012	PPM(V/V)	D
B-3745	12/10/20		16	Trichlorofluoromethane	<	0.005	PPM(V/V)	D
B-3745	12/10/20		16	Trichlorotrifluoroethane	<	0.005	PPM(V/V)	D
B-3745	12/10/20		16	Vinyl chloride	<	0.005	PPM(V/V)	D
B-3745	12/10/20		16	cis-1,2-Dichloroethene	<	0.005	PPM(V/V)	D
B-3745	12/10/20		16	trans-1,2-Dichloroethene	<	0.005	PPM(V/V)	D
B-3745	12/10/20	DUP	16	1,1,1-Trichloroethane	<	0.005	PPM(V/V)	D
B-3745	12/10/20	DUP	16	1,1,2-Trichloroethane	<	0.005	PPM(V/V)	D

Attachment 2. Table 4. Soil vapor analytical data collected from soil borings, Livermore Site, 2021.

Boring	Date	Sample Type	Depth (ft)	Parameter	LOS Indicator	Result	Units	QA Flag
B-3745	12/10/20	DUP	16	1,1-Dichloroethane	<	0.005	PPM(V/V)	D
B-3745	12/10/20	DUP	16	1,1-Dichloroethene	<	0.005	PPM(V/V)	D
B-3745	12/10/20	DUP	16	1,2-Dichloroethane	<	0.005	PPM(V/V)	D
B-3745	12/10/20	DUP	16	Bromodichloromethane	<	0.005	PPM(V/V)	D
B-3745	12/10/20	DUP	16	Bromoform	<	0.005	PPM(V/V)	D
B-3745	12/10/20	DUP	16	Carbon tetrachloride	<	0.005	PPM(V/V)	D
B-3745	12/10/20	DUP	16	Chloroform	<	0.005	PPM(V/V)	D
B-3745	12/10/20	DUP	16	Dibromochloromethane	<	0.005	PPM(V/V)	D
B-3745	12/10/20	DUP	16	Tetrachloroethene	<	0.005	PPM(V/V)	D
B-3745	12/10/20	DUP	16	Trichloroethene		0.0092	PPM(V/V)	D
B-3745	12/10/20	DUP	16	Trichlorofluoromethane	<	0.005	PPM(V/V)	D
B-3745	12/10/20	DUP	16	Trichlorotrifluoroethane	<	0.005	PPM(V/V)	D
B-3745	12/10/20	DUP	16	Vinyl chloride	<	0.005	PPM(V/V)	D
B-3745	12/10/20	DUP	16	cis-1,2-Dichloroethene	<	0.005	PPM(V/V)	D
B-3745	12/10/20	DUP	16	trans-1,2-Dichloroethene	<	0.005	PPM(V/V)	D
B-3745	12/10/20		39.5	1,1,1-Trichloroethane	<	0.005	PPM(V/V)	D
B-3745	12/10/20		39.5	1,1,2-Trichloroethane	<	0.005	PPM(V/V)	D
B-3745	12/10/20		39.5	1,1-Dichloroethane	<	0.005	PPM(V/V)	D
B-3745	12/10/20		39.5	1,1-Dichloroethene	<	0.005	PPM(V/V)	D
B-3745	12/10/20		39.5	1,2-Dichloroethane	<	0.005	PPM(V/V)	D
B-3745	12/10/20		39.5	Bromodichloromethane	<	0.005	PPM(V/V)	D
B-3745	12/10/20		39.5	Bromoform	<	0.005	PPM(V/V)	D
B-3745	12/10/20		39.5	Carbon tetrachloride		0.006	PPM(V/V)	D
B-3745	12/10/20		39.5	Chloroform	<	0.005	PPM(V/V)	D
B-3745	12/10/20		39.5	Dibromochloromethane	<	0.005	PPM(V/V)	D
B-3745	12/10/20		39.5	Tetrachloroethene	<	0.005	PPM(V/V)	D
B-3745	12/10/20		39.5	Trichloroethene		0.081	PPM(V/V)	D
B-3745	12/10/20		39.5	Trichlorofluoromethane	<	0.005	PPM(V/V)	D
B-3745	12/10/20		39.5	Trichlorotrifluoroethane	<	0.005	PPM(V/V)	D
B-3745	12/10/20		39.5	Vinyl chloride	<	0.005	PPM(V/V)	D
B-3745	12/10/20		39.5	cis-1,2-Dichloroethene	<	0.005	PPM(V/V)	D
B-3745	12/10/20		39.5	trans-1,2-Dichloroethene	<	0.005	PPM(V/V)	D
B-3745	12/10/20		73.5	1,1,1-Trichloroethane	<	0.05	PPM(V/V)	D
B-3745	12/10/20		73.5	1,1,2-Trichloroethane	<	0.05	PPM(V/V)	D
B-3745	12/10/20		73.5	1,1-Dichloroethane	<	0.05	PPM(V/V)	D
B-3745	12/10/20		73.5	1,1-Dichloroethene	<	0.05	PPM(V/V)	D
B-3745	12/10/20		73.5	1,2-Dichloroethane	<	0.05	PPM(V/V)	D
B-3745	12/10/20		73.5	Bromodichloromethane	<	0.05	PPM(V/V)	D
B-3745	12/10/20		73.5	Bromoform	<	0.05	PPM(V/V)	D
B-3745	12/10/20		73.5	Carbon tetrachloride		0.077	PPM(V/V)	D
B-3745	12/10/20		73.5	Chloroform	<	0.05	PPM(V/V)	D
B-3745	12/10/20		73.5	Dibromochloromethane	<	0.05	PPM(V/V)	D
B-3745	12/10/20		73.5	Tetrachloroethene	<	0.05	PPM(V/V)	D
B-3745	12/10/20		73.5	Trichloroethene		2.6	PPM(V/V)	D
B-3745	12/10/20		73.5	Trichlorofluoromethane	<	0.05	PPM(V/V)	D
B-3745	12/10/20		73.5	Trichlorotrifluoroethane	<	0.05	PPM(V/V)	D
B-3745	12/10/20		73.5	Vinyl chloride	<	0.05	PPM(V/V)	D
B-3745	12/10/20		73.5	cis-1,2-Dichloroethene	<	0.05	PPM(V/V)	D
B-3745	12/10/20		73.5	trans-1,2-Dichloroethene	<	0.05	PPM(V/V)	D
B-3745	12/10/20		82.5	1,1,1-Trichloroethane	<	0.005	PPM(V/V)	D
B-3745	12/10/20		82.5	1,1,2-Trichloroethane	<	0.005	PPM(V/V)	D
B-3745	12/10/20		82.5	1,1-Dichloroethane	<	0.005	PPM(V/V)	D
B-3745	12/10/20		82.5	1,1-Dichloroethene	<	0.005	PPM(V/V)	D
B-3745	12/10/20		82.5	1,2-Dichloroethane	<	0.005	PPM(V/V)	D
B-3745	12/10/20		82.5	Bromodichloromethane	<	0.005	PPM(V/V)	D
B-3745	12/10/20		82.5	Bromoform	<	0.005	PPM(V/V)	D
B-3745	12/10/20		82.5	Carbon tetrachloride		0.011	PPM(V/V)	D
B-3745	12/10/20		82.5	Chloroform	<	0.005	PPM(V/V)	D
B-3745	12/10/20		82.5	Dibromochloromethane	<	0.005	PPM(V/V)	D
B-3745	12/10/20		82.5	Tetrachloroethene	<	0.005	PPM(V/V)	D
B-3745	12/10/20		82.5	Trichloroethene		0.34	PPM(V/V)	D
B-3745	12/10/20		82.5	Trichlorofluoromethane	<	0.005	PPM(V/V)	D
B-3745	12/10/20		82.5	Trichlorotrifluoroethane	<	0.005	PPM(V/V)	D
B-3745	12/10/20		82.5	Vinyl chloride	<	0.005	PPM(V/V)	D
B-3745	12/10/20		82.5	cis-1,2-Dichloroethene	<	0.005	PPM(V/V)	D
B-3745	12/10/20		82.5	trans-1,2-Dichloroethene	<	0.005	PPM(V/V)	D
B-3746	12/21/20		9.5	1,1,1-Trichloroethane	<	0.005	PPM(V/V)	D

Attachment 2. Table 4. Soil vapor analytical data collected from soil borings, Livermore Site, 2021.

Boring	Date	Sample Type	Depth (ft)	Parameter	LOS Indicator	Result	Units	QA Flag
B-3746	12/21/20		9.5	1,1,2-Trichloroethane	<	0.005	PPM(V/V)	D
B-3746	12/21/20		9.5	1,1-Dichloroethane	<	0.005	PPM(V/V)	D
B-3746	12/21/20		9.5	1,1-Dichloroethene	<	0.005	PPM(V/V)	D
B-3746	12/21/20		9.5	1,2-Dichloroethane	<	0.005	PPM(V/V)	D
B-3746	12/21/20		9.5	Bromodichloromethane	<	0.005	PPM(V/V)	D
B-3746	12/21/20		9.5	Bromoform	<	0.005	PPM(V/V)	D
B-3746	12/21/20		9.5	Carbon tetrachloride		0.014	PPM(V/V)	D
B-3746	12/21/20		9.5	Chloroform	<	0.005	PPM(V/V)	D
B-3746	12/21/20		9.5	Dibromochloromethane	<	0.005	PPM(V/V)	D
B-3746	12/21/20		9.5	Tetrachloroethene	<	0.005	PPM(V/V)	D
B-3746	12/21/20		9.5	Trichloroethene		0.12	PPM(V/V)	D
B-3746	12/21/20		9.5	Trichlorofluoromethane		0.0086	PPM(V/V)	D
B-3746	12/21/20		9.5	Trichlorotrifluoroethane	<	0.005	PPM(V/V)	D
B-3746	12/21/20		9.5	Vinyl chloride	<	0.005	PPM(V/V)	D
B-3746	12/21/20		9.5	cis-1,2-Dichloroethene	<	0.005	PPM(V/V)	D
B-3746	12/21/20		9.5	trans-1,2-Dichloroethene	<	0.005	PPM(V/V)	D
B-3746	12/21/20		18	1,1,1-Trichloroethane	<	0.005	PPM(V/V)	D
B-3746	12/21/20		18	1,1,2-Trichloroethane	<	0.005	PPM(V/V)	D
B-3746	12/21/20		18	1,1-Dichloroethane	<	0.005	PPM(V/V)	D
B-3746	12/21/20		18	1,1-Dichloroethene	<	0.005	PPM(V/V)	D
B-3746	12/21/20		18	1,2-Dichloroethane	<	0.005	PPM(V/V)	D
B-3746	12/21/20		18	Bromodichloromethane	<	0.005	PPM(V/V)	D
B-3746	12/21/20		18	Bromoform	<	0.005	PPM(V/V)	D
B-3746	12/21/20		18	Carbon tetrachloride		0.018	PPM(V/V)	D
B-3746	12/21/20		18	Chloroform	<	0.005	PPM(V/V)	D
B-3746	12/21/20		18	Dibromochloromethane	<	0.005	PPM(V/V)	D
B-3746	12/21/20		18	Tetrachloroethene	<	0.005	PPM(V/V)	D
B-3746	12/21/20		18	Trichloroethene		0.4	PPM(V/V)	D
B-3746	12/21/20		18	Trichlorofluoromethane		0.0085	PPM(V/V)	D
B-3746	12/21/20		18	Trichlorotrifluoroethane	<	0.005	PPM(V/V)	D
B-3746	12/21/20		18	Vinyl chloride	<	0.005	PPM(V/V)	D
B-3746	12/21/20		18	cis-1,2-Dichloroethene	<	0.005	PPM(V/V)	D
B-3746	12/21/20		18	trans-1,2-Dichloroethene	<	0.005	PPM(V/V)	D
B-3746	12/21/20		41.5	1,1,1-Trichloroethane	<	0.005	PPM(V/V)	D
B-3746	12/21/20		41.5	1,1,2-Trichloroethane	<	0.005	PPM(V/V)	D
B-3746	12/21/20		41.5	1,1-Dichloroethane	<	0.005	PPM(V/V)	D
B-3746	12/21/20		41.5	1,1-Dichloroethene	<	0.005	PPM(V/V)	D
B-3746	12/21/20		41.5	1,2-Dichloroethane	<	0.005	PPM(V/V)	D
B-3746	12/21/20		41.5	Bromodichloromethane	<	0.005	PPM(V/V)	D
B-3746	12/21/20		41.5	Bromoform	<	0.005	PPM(V/V)	D
B-3746	12/21/20		41.5	Carbon tetrachloride		0.025	PPM(V/V)	D
B-3746	12/21/20		41.5	Chloroform		0.0062	PPM(V/V)	D
B-3746	12/21/20		41.5	Dibromochloromethane	<	0.005	PPM(V/V)	D
B-3746	12/21/20		41.5	Tetrachloroethene	<	0.005	PPM(V/V)	D
B-3746	12/21/20		41.5	Trichloroethene		0.8	PPM(V/V)	D
B-3746	12/21/20		41.5	Trichlorofluoromethane		0.01	PPM(V/V)	D
B-3746	12/21/20		41.5	Trichlorotrifluoroethane	<	0.005	PPM(V/V)	D
B-3746	12/21/20		41.5	Vinyl chloride	<	0.005	PPM(V/V)	D
B-3746	12/21/20		41.5	cis-1,2-Dichloroethene	<	0.005	PPM(V/V)	D
B-3746	12/21/20		41.5	trans-1,2-Dichloroethene	<	0.005	PPM(V/V)	D
B-3746	12/21/20		67.5	1,1,1-Trichloroethane	<	0.05	PPM(V/V)	D
B-3746	12/21/20		67.5	1,1,2-Trichloroethane	<	0.05	PPM(V/V)	D
B-3746	12/21/20		67.5	1,1-Dichloroethane	<	0.05	PPM(V/V)	D
B-3746	12/21/20		67.5	1,1-Dichloroethene	<	0.05	PPM(V/V)	D
B-3746	12/21/20		67.5	1,2-Dichloroethane	<	0.05	PPM(V/V)	D
B-3746	12/21/20		67.5	Bromodichloromethane	<	0.05	PPM(V/V)	D
B-3746	12/21/20		67.5	Bromoform	<	0.05	PPM(V/V)	D
B-3746	12/21/20		67.5	Carbon tetrachloride	<	0.05	PPM(V/V)	D
B-3746	12/21/20		67.5	Chloroform	<	0.05	PPM(V/V)	D
B-3746	12/21/20		67.5	Dibromochloromethane	<	0.05	PPM(V/V)	D
B-3746	12/21/20		67.5	Tetrachloroethene	<	0.05	PPM(V/V)	D
B-3746	12/21/20		67.5	Trichloroethene		1.6	PPM(V/V)	D
B-3746	12/21/20		67.5	Trichlorofluoromethane	<	0.05	PPM(V/V)	D
B-3746	12/21/20		67.5	Trichlorotrifluoroethane	<	0.05	PPM(V/V)	D
B-3746	12/21/20		67.5	Vinyl chloride	<	0.05	PPM(V/V)	D
B-3746	12/21/20		67.5	cis-1,2-Dichloroethene	<	0.05	PPM(V/V)	D
B-3746	12/21/20		67.5	trans-1,2-Dichloroethene	<	0.05	PPM(V/V)	D

Attachment 2. Table 4. Soil vapor analytical data collected from soil borings, Livermore Site, 2021.

Boring	Date	Sample Type	Depth (ft)	Parameter	LOS Indicator	Result	Units	QA Flag
B-3747	12/22/20		9	1,1,1-Trichloroethane	<	0.005	PPM(V/V)	D
B-3747	12/22/20		9	1,1,2-Trichloroethane	<	0.005	PPM(V/V)	D
B-3747	12/22/20		9	1,1-Dichloroethane	<	0.005	PPM(V/V)	D
B-3747	12/22/20		9	1,1-Dichloroethene	<	0.005	PPM(V/V)	D
B-3747	12/22/20		9	1,2-Dichloroethane	<	0.005	PPM(V/V)	D
B-3747	12/22/20		9	Bromodichloromethane	<	0.005	PPM(V/V)	D
B-3747	12/22/20		9	Bromoform	<	0.005	PPM(V/V)	D
B-3747	12/22/20		9	Carbon tetrachloride	<	0.005	PPM(V/V)	D
B-3747	12/22/20		9	Chloroform	<	0.005	PPM(V/V)	D
B-3747	12/22/20		9	Dibromochloromethane	<	0.005	PPM(V/V)	D
B-3747	12/22/20		9	Tetrachloroethene	<	0.005	PPM(V/V)	D
B-3747	12/22/20		9	Trichloroethene		0.046	PPM(V/V)	D
B-3747	12/22/20		9	Trichlorofluoromethane	<	0.005	PPM(V/V)	D
B-3747	12/22/20		9	Trichlorotrifluoroethane	<	0.005	PPM(V/V)	D
B-3747	12/22/20		9	Vinyl chloride	<	0.005	PPM(V/V)	D
B-3747	12/22/20		9	cis-1,2-Dichloroethene	<	0.005	PPM(V/V)	D
B-3747	12/22/20		9	trans-1,2-Dichloroethene	<	0.005	PPM(V/V)	D
B-3747	12/22/20		19	1,1,1-Trichloroethane	<	0.005	PPM(V/V)	D
B-3747	12/22/20		19	1,1,2-Trichloroethane	<	0.005	PPM(V/V)	D
B-3747	12/22/20		19	1,1-Dichloroethane	<	0.005	PPM(V/V)	D
B-3747	12/22/20		19	1,1-Dichloroethene	<	0.005	PPM(V/V)	D
B-3747	12/22/20		19	1,2-Dichloroethane	<	0.005	PPM(V/V)	D
B-3747	12/22/20		19	Bromodichloromethane	<	0.005	PPM(V/V)	D
B-3747	12/22/20		19	Bromoform	<	0.005	PPM(V/V)	D
B-3747	12/22/20		19	Carbon tetrachloride		0.0079	PPM(V/V)	D
B-3747	12/22/20		19	Chloroform	<	0.005	PPM(V/V)	D
B-3747	12/22/20		19	Dibromochloromethane	<	0.005	PPM(V/V)	D
B-3747	12/22/20		19	Tetrachloroethene	<	0.005	PPM(V/V)	D
B-3747	12/22/20		19	Trichloroethene		0.33	PPM(V/V)	D
B-3747	12/22/20		19	Trichlorofluoromethane		0.0059	PPM(V/V)	D
B-3747	12/22/20		19	Trichlorotrifluoroethane	<	0.005	PPM(V/V)	D
B-3747	12/22/20		19	Vinyl chloride	<	0.005	PPM(V/V)	D
B-3747	12/22/20		19	cis-1,2-Dichloroethene	<	0.005	PPM(V/V)	D
B-3747	12/22/20		19	trans-1,2-Dichloroethene	<	0.005	PPM(V/V)	D
B-3747	12/22/20	DUP	19	1,1,1-Trichloroethane	<	0.005	PPM(V/V)	D
B-3747	12/22/20	DUP	19	1,1,2-Trichloroethane	<	0.005	PPM(V/V)	D
B-3747	12/22/20	DUP	19	1,1-Dichloroethane	<	0.005	PPM(V/V)	D
B-3747	12/22/20	DUP	19	1,1-Dichloroethene	<	0.005	PPM(V/V)	D
B-3747	12/22/20	DUP	19	1,2-Dichloroethane	<	0.005	PPM(V/V)	D
B-3747	12/22/20	DUP	19	Bromodichloromethane	<	0.005	PPM(V/V)	D
B-3747	12/22/20	DUP	19	Bromoform	<	0.005	PPM(V/V)	D
B-3747	12/22/20	DUP	19	Carbon tetrachloride		0.0079	PPM(V/V)	D
B-3747	12/22/20	DUP	19	Chloroform	<	0.005	PPM(V/V)	D
B-3747	12/22/20	DUP	19	Dibromochloromethane	<	0.005	PPM(V/V)	D
B-3747	12/22/20	DUP	19	Tetrachloroethene	<	0.005	PPM(V/V)	D
B-3747	12/22/20	DUP	19	Trichloroethene		0.32	PPM(V/V)	D
B-3747	12/22/20	DUP	19	Trichlorofluoromethane		0.0058	PPM(V/V)	D
B-3747	12/22/20	DUP	19	Trichlorotrifluoroethane	<	0.005	PPM(V/V)	D
B-3747	12/22/20	DUP	19	Vinyl chloride	<	0.005	PPM(V/V)	D
B-3747	12/22/20	DUP	19	cis-1,2-Dichloroethene	<	0.005	PPM(V/V)	D
B-3747	12/22/20	DUP	19	trans-1,2-Dichloroethene	<	0.005	PPM(V/V)	D
B-3747	12/22/20		32	1,1,1-Trichloroethane	<	0.005	PPM(V/V)	D
B-3747	12/22/20		32	1,1,2-Trichloroethane	<	0.005	PPM(V/V)	D
B-3747	12/22/20		32	1,1-Dichloroethane	<	0.005	PPM(V/V)	D
B-3747	12/22/20		32	1,1-Dichloroethene	<	0.005	PPM(V/V)	D
B-3747	12/22/20		32	1,2-Dichloroethane	<	0.005	PPM(V/V)	D
B-3747	12/22/20		32	Bromodichloromethane	<	0.005	PPM(V/V)	D
B-3747	12/22/20		32	Bromoform	<	0.005	PPM(V/V)	D
B-3747	12/22/20		32	Carbon tetrachloride		0.0077	PPM(V/V)	D
B-3747	12/22/20		32	Chloroform	<	0.005	PPM(V/V)	D
B-3747	12/22/20		32	Dibromochloromethane	<	0.005	PPM(V/V)	D
B-3747	12/22/20		32	Tetrachloroethene	<	0.005	PPM(V/V)	D
B-3747	12/22/20		32	Trichloroethene		0.43	PPM(V/V)	D
B-3747	12/22/20		32	Trichlorofluoromethane		0.006	PPM(V/V)	D
B-3747	12/22/20		32	Trichlorotrifluoroethane	<	0.005	PPM(V/V)	D
B-3747	12/22/20		32	Vinyl chloride	<	0.005	PPM(V/V)	D
B-3747	12/22/20		32	cis-1,2-Dichloroethene	<	0.005	PPM(V/V)	D

Attachment 2. Table 4. Soil vapor analytical data collected from soil borings, Livermore Site, 2021.

Boring	Date	Sample Type	Depth (ft)	Parameter	LOS Indicator	Result	Units	QA Flag
B-3747	12/22/20		32	trans-1,2-Dichloroethene	<	0.005	PPM(V/V)	D
B-3747	12/22/20		58	1,1,1-Trichloroethane	<	0.005	PPM(V/V)	D
B-3747	12/22/20		58	1,1,2-Trichloroethane	<	0.005	PPM(V/V)	D
B-3747	12/22/20		58	1,1-Dichloroethane	<	0.005	PPM(V/V)	D
B-3747	12/22/20		58	1,1-Dichloroethene	<	0.005	PPM(V/V)	D
B-3747	12/22/20		58	1,2-Dichloroethane	<	0.005	PPM(V/V)	D
B-3747	12/22/20		58	Bromodichloromethane	<	0.005	PPM(V/V)	D
B-3747	12/22/20		58	Bromoform	<	0.005	PPM(V/V)	D
B-3747	12/22/20		58	Carbon tetrachloride		0.006	PPM(V/V)	D
B-3747	12/22/20		58	Chloroform	<	0.005	PPM(V/V)	D
B-3747	12/22/20		58	Dibromochloromethane	<	0.005	PPM(V/V)	D
B-3747	12/22/20		58	Tetrachloroethene	<	0.005	PPM(V/V)	D
B-3747	12/22/20		58	Trichloroethene		0.57	PPM(V/V)	D
B-3747	12/22/20		58	Trichlorofluoromethane	<	0.005	PPM(V/V)	D
B-3747	12/22/20		58	Trichlorotrifluoroethane	<	0.005	PPM(V/V)	D
B-3747	12/22/20		58	Vinyl chloride	<	0.005	PPM(V/V)	D
B-3747	12/22/20		58	cis-1,2-Dichloroethene	<	0.005	PPM(V/V)	D
B-3747	12/22/20		58	trans-1,2-Dichloroethene	<	0.005	PPM(V/V)	D
B-3748	12/28/20		15.5	1,1,1-Trichloroethane	<	0.005	PPM(V/V)	D
B-3748	12/28/20		15.5	1,1,2-Trichloroethane	<	0.005	PPM(V/V)	D
B-3748	12/28/20		15.5	1,1-Dichloroethane	<	0.005	PPM(V/V)	D
B-3748	12/28/20		15.5	1,1-Dichloroethene	<	0.005	PPM(V/V)	D
B-3748	12/28/20		15.5	1,2-Dichloroethane	<	0.005	PPM(V/V)	D
B-3748	12/28/20		15.5	Bromodichloromethane	<	0.005	PPM(V/V)	D
B-3748	12/28/20		15.5	Bromoform	<	0.005	PPM(V/V)	D
B-3748	12/28/20		15.5	Carbon tetrachloride		0.014	PPM(V/V)	D
B-3748	12/28/20		15.5	Chloroform	<	0.005	PPM(V/V)	D
B-3748	12/28/20		15.5	Dibromochloromethane	<	0.005	PPM(V/V)	D
B-3748	12/28/20		15.5	Tetrachloroethene	<	0.005	PPM(V/V)	D
B-3748	12/28/20		15.5	Trichloroethene		0.35	PPM(V/V)	D
B-3748	12/28/20		15.5	Trichlorofluoromethane	<	0.005	PPM(V/V)	D
B-3748	12/28/20		15.5	Trichlorotrifluoroethane	<	0.005	PPM(V/V)	D
B-3748	12/28/20		15.5	Vinyl chloride	<	0.005	PPM(V/V)	D
B-3748	12/28/20		15.5	cis-1,2-Dichloroethene	<	0.005	PPM(V/V)	D
B-3748	12/28/20		15.5	trans-1,2-Dichloroethene	<	0.005	PPM(V/V)	D
B-3748	12/28/20		18	1,1,1-Trichloroethane	<	0.005	PPM(V/V)	D
B-3748	12/28/20		18	1,1,2-Trichloroethane	<	0.005	PPM(V/V)	D
B-3748	12/28/20		18	1,1-Dichloroethane	<	0.005	PPM(V/V)	D
B-3748	12/28/20		18	1,1-Dichloroethene	<	0.005	PPM(V/V)	D
B-3748	12/28/20		18	1,2-Dichloroethane	<	0.005	PPM(V/V)	D
B-3748	12/28/20		18	Bromodichloromethane	<	0.005	PPM(V/V)	D
B-3748	12/28/20		18	Bromoform	<	0.005	PPM(V/V)	D
B-3748	12/28/20		18	Carbon tetrachloride	<	0.005	PPM(V/V)	D
B-3748	12/28/20		18	Chloroform	<	0.005	PPM(V/V)	D
B-3748	12/28/20		18	Dibromochloromethane	<	0.005	PPM(V/V)	D
B-3748	12/28/20		18	Tetrachloroethene	<	0.005	PPM(V/V)	D
B-3748	12/28/20		18	Trichloroethene		0.15	PPM(V/V)	D
B-3748	12/28/20		18	Trichlorofluoromethane	<	0.005	PPM(V/V)	D
B-3748	12/28/20		18	Trichlorotrifluoroethane	<	0.005	PPM(V/V)	D
B-3748	12/28/20		18	Vinyl chloride	<	0.005	PPM(V/V)	D
B-3748	12/28/20		18	cis-1,2-Dichloroethene	<	0.005	PPM(V/V)	D
B-3748	12/28/20		18	trans-1,2-Dichloroethene	<	0.005	PPM(V/V)	D
B-3748	12/28/20		39.5	1,1,1-Trichloroethane	<	0.005	PPM(V/V)	D
B-3748	12/28/20		39.5	1,1,2-Trichloroethane	<	0.005	PPM(V/V)	D
B-3748	12/28/20		39.5	1,1-Dichloroethane	<	0.005	PPM(V/V)	D
B-3748	12/28/20		39.5	1,1-Dichloroethene	<	0.005	PPM(V/V)	D
B-3748	12/28/20		39.5	1,2-Dichloroethane	<	0.005	PPM(V/V)	D
B-3748	12/28/20		39.5	Bromodichloromethane	<	0.005	PPM(V/V)	D
B-3748	12/28/20		39.5	Bromoform	<	0.005	PPM(V/V)	D
B-3748	12/28/20		39.5	Carbon tetrachloride	<	0.005	PPM(V/V)	D
B-3748	12/28/20		39.5	Chloroform	<	0.005	PPM(V/V)	D
B-3748	12/28/20		39.5	Dibromochloromethane	<	0.005	PPM(V/V)	D
B-3748	12/28/20		39.5	Tetrachloroethene	<	0.005	PPM(V/V)	D
B-3748	12/28/20		39.5	Trichloroethene		0.12	PPM(V/V)	D
B-3748	12/28/20		39.5	Trichlorofluoromethane	<	0.005	PPM(V/V)	D
B-3748	12/28/20		39.5	Trichlorotrifluoroethane	<	0.005	PPM(V/V)	D
B-3748	12/28/20		39.5	Vinyl chloride	<	0.005	PPM(V/V)	D

Attachment 2. Table 4. Soil vapor analytical data collected from soil borings, Livermore Site, 2021.

Boring	Date	Sample Type	Depth (ft)	Parameter	LOS Indicator	Result	Units	QA Flag
B-3748	12/28/20		39.5	cis-1,2-Dichloroethene	<	0.005	PPM(V/V)	D
B-3748	12/28/20		39.5	trans-1,2-Dichloroethene	<	0.005	PPM(V/V)	D
B-3748	12/28/20		47	1,1,1-Trichloroethane	<	0.05	PPM(V/V)	D
B-3748	12/28/20		47	1,1,2-Trichloroethane	<	0.05	PPM(V/V)	D
B-3748	12/28/20		47	1,1-Dichloroethane	<	0.05	PPM(V/V)	D
B-3748	12/28/20		47	1,1-Dichloroethene	<	0.05	PPM(V/V)	D
B-3748	12/28/20		47	1,2-Dichloroethane	<	0.05	PPM(V/V)	D
B-3748	12/28/20		47	Bromodichloromethane	<	0.05	PPM(V/V)	D
B-3748	12/28/20		47	Bromoform	<	0.05	PPM(V/V)	D
B-3748	12/28/20		47	Carbon tetrachloride	<	0.05	PPM(V/V)	D
B-3748	12/28/20		47	Chloroform	<	0.05	PPM(V/V)	D
B-3748	12/28/20		47	Dibromochloromethane	<	0.05	PPM(V/V)	D
B-3748	12/28/20		47	Tetrachloroethene	<	0.05	PPM(V/V)	D
B-3748	12/28/20		47	Trichloroethene		0.51	PPM(V/V)	D
B-3748	12/28/20		47	Trichlorofluoromethane	<	0.05	PPM(V/V)	D
B-3748	12/28/20		47	Trichlorotrifluoroethane	<	0.05	PPM(V/V)	D
B-3748	12/28/20		47	Vinyl chloride	<	0.05	PPM(V/V)	D
B-3748	12/28/20		47	cis-1,2-Dichloroethene	<	0.05	PPM(V/V)	D
B-3748	12/28/20		47	trans-1,2-Dichloroethene	<	0.05	PPM(V/V)	D
B-3748	12/28/20		58	1,1,1-Trichloroethane	<	0.05	PPM(V/V)	D
B-3748	12/28/20		58	1,1,2-Trichloroethane	<	0.05	PPM(V/V)	D
B-3748	12/28/20		58	1,1-Dichloroethane	<	0.05	PPM(V/V)	D
B-3748	12/28/20		58	1,1-Dichloroethene	<	0.05	PPM(V/V)	D
B-3748	12/28/20		58	1,2-Dichloroethane	<	0.05	PPM(V/V)	D
B-3748	12/28/20		58	Bromodichloromethane	<	0.05	PPM(V/V)	D
B-3748	12/28/20		58	Bromoform	<	0.05	PPM(V/V)	D
B-3748	12/28/20		58	Carbon tetrachloride	<	0.05	PPM(V/V)	D
B-3748	12/28/20		58	Chloroform	<	0.05	PPM(V/V)	D
B-3748	12/28/20		58	Dibromochloromethane	<	0.05	PPM(V/V)	D
B-3748	12/28/20		58	Tetrachloroethene	<	0.05	PPM(V/V)	D
B-3748	12/28/20		58	Trichloroethene		2.1	PPM(V/V)	D
B-3748	12/28/20		58	Trichlorofluoromethane	<	0.05	PPM(V/V)	D
B-3748	12/28/20		58	Trichlorotrifluoroethane	<	0.05	PPM(V/V)	D
B-3748	12/28/20		58	Vinyl chloride	<	0.05	PPM(V/V)	D
B-3748	12/28/20		58	cis-1,2-Dichloroethene	<	0.05	PPM(V/V)	D
B-3748	12/28/20		58	trans-1,2-Dichloroethene	<	0.05	PPM(V/V)	D
B-3748	12/28/20		65.5	1,1,1-Trichloroethane	<	0.05	PPM(V/V)	D
B-3748	12/28/20		65.5	1,1,2-Trichloroethane	<	0.05	PPM(V/V)	D
B-3748	12/28/20		65.5	1,1-Dichloroethane	<	0.05	PPM(V/V)	D
B-3748	12/28/20		65.5	1,1-Dichloroethene	<	0.05	PPM(V/V)	D
B-3748	12/28/20		65.5	1,2-Dichloroethane	<	0.05	PPM(V/V)	D
B-3748	12/28/20		65.5	Bromodichloromethane	<	0.05	PPM(V/V)	D
B-3748	12/28/20		65.5	Bromoform	<	0.05	PPM(V/V)	D
B-3748	12/28/20		65.5	Carbon tetrachloride	<	0.05	PPM(V/V)	D
B-3748	12/28/20		65.5	Chloroform	<	0.05	PPM(V/V)	D
B-3748	12/28/20		65.5	Dibromochloromethane	<	0.05	PPM(V/V)	D
B-3748	12/28/20		65.5	Tetrachloroethene	<	0.05	PPM(V/V)	D
B-3748	12/28/20		65.5	Trichloroethene		2.1	PPM(V/V)	D
B-3748	12/28/20		65.5	Trichlorofluoromethane	<	0.05	PPM(V/V)	D
B-3748	12/28/20		65.5	Trichlorotrifluoroethane	<	0.05	PPM(V/V)	D
B-3748	12/28/20		65.5	Vinyl chloride	<	0.05	PPM(V/V)	D
B-3748	12/28/20		65.5	cis-1,2-Dichloroethene	<	0.05	PPM(V/V)	D
B-3748	12/28/20		65.5	trans-1,2-Dichloroethene	<	0.05	PPM(V/V)	D
B-3748	12/28/20		70.5	1,1,1-Trichloroethane	<	0.05	PPM(V/V)	D
B-3748	12/28/20		70.5	1,1,2-Trichloroethane	<	0.05	PPM(V/V)	D
B-3748	12/28/20		70.5	1,1-Dichloroethane	<	0.05	PPM(V/V)	D
B-3748	12/28/20		70.5	1,1-Dichloroethene	<	0.05	PPM(V/V)	D
B-3748	12/28/20		70.5	1,2-Dichloroethane	<	0.05	PPM(V/V)	D
B-3748	12/28/20		70.5	Bromodichloromethane	<	0.05	PPM(V/V)	D
B-3748	12/28/20		70.5	Bromoform	<	0.05	PPM(V/V)	D
B-3748	12/28/20		70.5	Carbon tetrachloride	<	0.05	PPM(V/V)	D
B-3748	12/28/20		70.5	Chloroform	<	0.05	PPM(V/V)	D
B-3748	12/28/20		70.5	Dibromochloromethane	<	0.05	PPM(V/V)	D
B-3748	12/28/20		70.5	Tetrachloroethene	<	0.05	PPM(V/V)	D
B-3748	12/28/20		70.5	Trichloroethene		1.9	PPM(V/V)	D
B-3748	12/28/20		70.5	Trichlorofluoromethane	<	0.05	PPM(V/V)	D
B-3748	12/28/20		70.5	Trichlorotrifluoroethane	<	0.05	PPM(V/V)	D

Attachment 2. Table 4. Soil vapor analytical data collected from soil borings, Livermore Site, 2021.

Boring	Date	Sample Type	Depth (ft)	Parameter	LOS Indicator	Result	Units	QA Flag
B-3748	12/28/20		70.5	Vinyl chloride	<	0.05	PPM(V/V)	D
B-3748	12/28/20		70.5	cis-1,2-Dichloroethene	<	0.05	PPM(V/V)	D
B-3748	12/28/20		70.5	trans-1,2-Dichloroethene	<	0.05	PPM(V/V)	D
B-3748	12/28/20	DUP	70.5	1,1,1-Trichloroethane	<	0.05	PPM(V/V)	D
B-3748	12/28/20	DUP	70.5	1,1,2-Trichloroethane	<	0.05	PPM(V/V)	D
B-3748	12/28/20	DUP	70.5	1,1-Dichloroethane	<	0.05	PPM(V/V)	D
B-3748	12/28/20	DUP	70.5	1,1-Dichloroethene	<	0.05	PPM(V/V)	D
B-3748	12/28/20	DUP	70.5	1,2-Dichloroethane	<	0.05	PPM(V/V)	D
B-3748	12/28/20	DUP	70.5	Bromodichloromethane	<	0.05	PPM(V/V)	D
B-3748	12/28/20	DUP	70.5	Bromoform	<	0.05	PPM(V/V)	D
B-3748	12/28/20	DUP	70.5	Carbon tetrachloride	<	0.05	PPM(V/V)	D
B-3748	12/28/20	DUP	70.5	Chloroform	<	0.05	PPM(V/V)	D
B-3748	12/28/20	DUP	70.5	Dibromochloromethane	<	0.05	PPM(V/V)	D
B-3748	12/28/20	DUP	70.5	Tetrachloroethene	<	0.05	PPM(V/V)	D
B-3748	12/28/20	DUP	70.5	Trichloroethene		1.8	PPM(V/V)	D
B-3748	12/28/20	DUP	70.5	Trichlorofluoromethane	<	0.05	PPM(V/V)	D
B-3748	12/28/20	DUP	70.5	Trichlorotrifluoroethane	<	0.05	PPM(V/V)	D
B-3748	12/28/20	DUP	70.5	Vinyl chloride	<	0.05	PPM(V/V)	D
B-3748	12/28/20	DUP	70.5	cis-1,2-Dichloroethene	<	0.05	PPM(V/V)	D
B-3748	12/28/20	DUP	70.5	trans-1,2-Dichloroethene	<	0.05	PPM(V/V)	D
B-3749	12/29/20		8	1,1,1-Trichloroethane	<	0.005	PPM(V/V)	D
B-3749	12/29/20		8	1,1,2-Trichloroethane	<	0.005	PPM(V/V)	D
B-3749	12/29/20		8	1,1-Dichloroethane	<	0.005	PPM(V/V)	D
B-3749	12/29/20		8	1,1-Dichloroethene	<	0.005	PPM(V/V)	D
B-3749	12/29/20		8	1,2-Dichloroethane	<	0.005	PPM(V/V)	D
B-3749	12/29/20		8	Bromodichloromethane	<	0.005	PPM(V/V)	D
B-3749	12/29/20		8	Bromoform	<	0.005	PPM(V/V)	D
B-3749	12/29/20		8	Carbon tetrachloride		0.011	PPM(V/V)	D
B-3749	12/29/20		8	Chloroform	<	0.005	PPM(V/V)	D
B-3749	12/29/20		8	Dibromochloromethane	<	0.005	PPM(V/V)	D
B-3749	12/29/20		8	Tetrachloroethene	<	0.005	PPM(V/V)	D
B-3749	12/29/20		8	Trichloroethene		0.14	PPM(V/V)	D
B-3749	12/29/20		8	Trichlorofluoromethane	<	0.005	PPM(V/V)	D
B-3749	12/29/20		8	Trichlorotrifluoroethane	<	0.005	PPM(V/V)	D
B-3749	12/29/20		8	Vinyl chloride	<	0.005	PPM(V/V)	D
B-3749	12/29/20		8	cis-1,2-Dichloroethene	<	0.005	PPM(V/V)	D
B-3749	12/29/20		8	trans-1,2-Dichloroethene	<	0.005	PPM(V/V)	D
B-3749	12/29/20		17	1,1,1-Trichloroethane	<	0.05	PPM(V/V)	D
B-3749	12/29/20		17	1,1,2-Trichloroethane	<	0.05	PPM(V/V)	D
B-3749	12/29/20		17	1,1-Dichloroethane	<	0.05	PPM(V/V)	D
B-3749	12/29/20		17	1,1-Dichloroethene	<	0.05	PPM(V/V)	D
B-3749	12/29/20		17	1,2-Dichloroethane	<	0.05	PPM(V/V)	D
B-3749	12/29/20		17	Bromodichloromethane	<	0.05	PPM(V/V)	D
B-3749	12/29/20		17	Bromoform	<	0.05	PPM(V/V)	D
B-3749	12/29/20		17	Carbon tetrachloride	<	0.05	PPM(V/V)	D
B-3749	12/29/20		17	Chloroform	<	0.05	PPM(V/V)	D
B-3749	12/29/20		17	Dibromochloromethane	<	0.05	PPM(V/V)	D
B-3749	12/29/20		17	Tetrachloroethene	<	0.05	PPM(V/V)	D
B-3749	12/29/20		17	Trichloroethene		0.42	PPM(V/V)	D
B-3749	12/29/20		17	Trichlorofluoromethane	<	0.05	PPM(V/V)	D
B-3749	12/29/20		17	Trichlorotrifluoroethane	<	0.05	PPM(V/V)	D
B-3749	12/29/20		17	Vinyl chloride	<	0.05	PPM(V/V)	D
B-3749	12/29/20		17	cis-1,2-Dichloroethene	<	0.05	PPM(V/V)	D
B-3749	12/29/20		17	trans-1,2-Dichloroethene	<	0.05	PPM(V/V)	D
B-3749	12/29/20		33	1,1,1-Trichloroethane	<	0.005	PPM(V/V)	D
B-3749	12/29/20		33	1,1,2-Trichloroethane	<	0.005	PPM(V/V)	D
B-3749	12/29/20		33	1,1-Dichloroethane	<	0.005	PPM(V/V)	D
B-3749	12/29/20		33	1,1-Dichloroethene	<	0.005	PPM(V/V)	D
B-3749	12/29/20		33	1,2-Dichloroethane	<	0.005	PPM(V/V)	D
B-3749	12/29/20		33	Bromodichloromethane	<	0.005	PPM(V/V)	D
B-3749	12/29/20		33	Bromoform	<	0.005	PPM(V/V)	D
B-3749	12/29/20		33	Carbon tetrachloride	<	0.005	PPM(V/V)	D
B-3749	12/29/20		33	Chloroform	<	0.005	PPM(V/V)	D
B-3749	12/29/20		33	Dibromochloromethane	<	0.005	PPM(V/V)	D
B-3749	12/29/20		33	Tetrachloroethene		0.022	PPM(V/V)	D
B-3749	12/29/20		33	Trichloroethene		0.23	PPM(V/V)	D
B-3749	12/29/20		33	Trichlorofluoromethane	<	0.005	PPM(V/V)	D

Attachment 2. Table 4. Soil vapor analytical data collected from soil borings, Livermore Site, 2021.

Boring	Date	Sample Type	Depth (ft)	Parameter	LOS Indicator	Result	Units	QA Flag
B-3749	12/29/20		33	Trichlorotrifluoroethane	<	0.005	PPM(V/V)	D
B-3749	12/29/20		33	Vinyl chloride	<	0.005	PPM(V/V)	D
B-3749	12/29/20		33	cis-1,2-Dichloroethene	<	0.005	PPM(V/V)	D
B-3749	12/29/20		33	trans-1,2-Dichloroethene	<	0.005	PPM(V/V)	D
B-3749	12/29/20		39.5	1,1,1-Trichloroethane	<	0.005	PPM(V/V)	D
B-3749	12/29/20		39.5	1,1,2-Trichloroethane	<	0.005	PPM(V/V)	D
B-3749	12/29/20		39.5	1,1-Dichloroethane	<	0.005	PPM(V/V)	D
B-3749	12/29/20		39.5	1,1-Dichloroethene	<	0.005	PPM(V/V)	D
B-3749	12/29/20		39.5	1,2-Dichloroethane	<	0.005	PPM(V/V)	D
B-3749	12/29/20		39.5	Bromodichloromethane	<	0.005	PPM(V/V)	D
B-3749	12/29/20		39.5	Bromoform	<	0.005	PPM(V/V)	D
B-3749	12/29/20		39.5	Carbon tetrachloride		0.0099	PPM(V/V)	D
B-3749	12/29/20		39.5	Chloroform		0.006	PPM(V/V)	D
B-3749	12/29/20		39.5	Dibromochloromethane	<	0.005	PPM(V/V)	D
B-3749	12/29/20		39.5	Tetrachloroethene		0.048	PPM(V/V)	D
B-3749	12/29/20		39.5	Trichloroethene		0.39	PPM(V/V)	D
B-3749	12/29/20		39.5	Trichlorofluoromethane	<	0.005	PPM(V/V)	D
B-3749	12/29/20		39.5	Trichlorotrifluoroethane		0.0052	PPM(V/V)	D
B-3749	12/29/20		39.5	Vinyl chloride	<	0.005	PPM(V/V)	D
B-3749	12/29/20		39.5	cis-1,2-Dichloroethene	<	0.005	PPM(V/V)	D
B-3749	12/29/20		39.5	trans-1,2-Dichloroethene	<	0.005	PPM(V/V)	D
B-3749	12/29/20		58.5	1,1,1-Trichloroethane	<	0.005	PPM(V/V)	D
B-3749	12/29/20		58.5	1,1,2-Trichloroethane	<	0.005	PPM(V/V)	D
B-3749	12/29/20		58.5	1,1-Dichloroethane	<	0.005	PPM(V/V)	D
B-3749	12/29/20		58.5	1,1-Dichloroethene	<	0.005	PPM(V/V)	D
B-3749	12/29/20		58.5	1,2-Dichloroethane	<	0.005	PPM(V/V)	D
B-3749	12/29/20		58.5	Bromodichloromethane	<	0.005	PPM(V/V)	D
B-3749	12/29/20		58.5	Bromoform	<	0.005	PPM(V/V)	D
B-3749	12/29/20		58.5	Carbon tetrachloride	<	0.005	PPM(V/V)	D
B-3749	12/29/20		58.5	Chloroform	<	0.005	PPM(V/V)	D
B-3749	12/29/20		58.5	Dibromochloromethane	<	0.005	PPM(V/V)	D
B-3749	12/29/20		58.5	Tetrachloroethene		0.0063	PPM(V/V)	D
B-3749	12/29/20		58.5	Trichloroethene		0.29	PPM(V/V)	D
B-3749	12/29/20		58.5	Trichlorofluoromethane	<	0.005	PPM(V/V)	D
B-3749	12/29/20		58.5	Trichlorotrifluoroethane	<	0.005	PPM(V/V)	D
B-3749	12/29/20		58.5	Vinyl chloride	<	0.005	PPM(V/V)	D
B-3749	12/29/20		58.5	cis-1,2-Dichloroethene	<	0.005	PPM(V/V)	D
B-3749	12/29/20		58.5	trans-1,2-Dichloroethene	<	0.005	PPM(V/V)	D
B-3750	1/5/21		9.5	1,1,1-Trichloroethane	<	0.005	PPM(V/V)	D
B-3750	1/5/21		9.5	1,1,2-Trichloroethane	<	0.005	PPM(V/V)	D
B-3750	1/5/21		9.5	1,1-Dichloroethane	<	0.005	PPM(V/V)	D
B-3750	1/5/21		9.5	1,1-Dichloroethene	<	0.005	PPM(V/V)	D
B-3750	1/5/21		9.5	1,2-Dichloroethane	<	0.005	PPM(V/V)	D
B-3750	1/5/21		9.5	Bromodichloromethane	<	0.005	PPM(V/V)	D
B-3750	1/5/21		9.5	Bromoform	<	0.005	PPM(V/V)	D
B-3750	1/5/21		9.5	Carbon tetrachloride		0.0062	PPM(V/V)	D
B-3750	1/5/21		9.5	Chloroform	<	0.005	PPM(V/V)	D
B-3750	1/5/21		9.5	Dibromochloromethane	<	0.005	PPM(V/V)	D
B-3750	1/5/21		9.5	Tetrachloroethene	<	0.005	PPM(V/V)	D
B-3750	1/5/21		9.5	Trichloroethene		0.097	PPM(V/V)	D
B-3750	1/5/21		9.5	Trichlorofluoromethane	<	0.005	PPM(V/V)	D
B-3750	1/5/21		9.5	Trichlorotrifluoroethane	<	0.005	PPM(V/V)	D
B-3750	1/5/21		9.5	Vinyl chloride	<	0.005	PPM(V/V)	D
B-3750	1/5/21		9.5	cis-1,2-Dichloroethene	<	0.005	PPM(V/V)	D
B-3750	1/5/21		9.5	trans-1,2-Dichloroethene	<	0.005	PPM(V/V)	D
B-3750	1/5/21		16	1,1,1-Trichloroethane	<	0.005	PPM(V/V)	D
B-3750	1/5/21		16	1,1,2-Trichloroethane	<	0.005	PPM(V/V)	D
B-3750	1/5/21		16	1,1-Dichloroethane	<	0.005	PPM(V/V)	D
B-3750	1/5/21		16	1,1-Dichloroethene	<	0.005	PPM(V/V)	D
B-3750	1/5/21		16	1,2-Dichloroethane	<	0.005	PPM(V/V)	D
B-3750	1/5/21		16	Bromodichloromethane	<	0.005	PPM(V/V)	D
B-3750	1/5/21		16	Bromoform	<	0.005	PPM(V/V)	D
B-3750	1/5/21		16	Carbon tetrachloride	<	0.005	PPM(V/V)	D
B-3750	1/5/21		16	Chloroform	<	0.005	PPM(V/V)	D
B-3750	1/5/21		16	Dibromochloromethane	<	0.005	PPM(V/V)	D
B-3750	1/5/21		16	Tetrachloroethene	<	0.005	PPM(V/V)	D
B-3750	1/5/21		16	Trichloroethene		0.014	PPM(V/V)	D

Attachment 2. Table 4. Soil vapor analytical data collected from soil borings, Livermore Site, 2021.

Boring	Date	Sample Type	Depth (ft)	Parameter	LOS Indicator	Result	Units	QA Flag
B-3750	1/5/21		16	Trichlorofluoromethane	<	0.005	PPM(V/V)	D
B-3750	1/5/21		16	Trichlorotrifluoroethane	<	0.005	PPM(V/V)	D
B-3750	1/5/21		16	Vinyl chloride	<	0.005	PPM(V/V)	D
B-3750	1/5/21		16	cis-1,2-Dichloroethene	<	0.005	PPM(V/V)	D
B-3750	1/5/21		16	trans-1,2-Dichloroethene	<	0.005	PPM(V/V)	D
B-3750	1/5/21		33	1,1,1-Trichloroethane	<	0.005	PPM(V/V)	D
B-3750	1/5/21		33	1,1,2-Trichloroethane	<	0.005	PPM(V/V)	D
B-3750	1/5/21		33	1,1-Dichloroethane	<	0.005	PPM(V/V)	D
B-3750	1/5/21		33	1,1-Dichloroethene	<	0.005	PPM(V/V)	D
B-3750	1/5/21		33	1,2-Dichloroethane	<	0.005	PPM(V/V)	D
B-3750	1/5/21		33	Bromodichloromethane	<	0.005	PPM(V/V)	D
B-3750	1/5/21		33	Bromoform	<	0.005	PPM(V/V)	D
B-3750	1/5/21		33	Carbon tetrachloride		0.0077	PPM(V/V)	D
B-3750	1/5/21		33	Chloroform		0.005	PPM(V/V)	D
B-3750	1/5/21		33	Dibromochloromethane	<	0.005	PPM(V/V)	D
B-3750	1/5/21		33	Tetrachloroethene		0.027	PPM(V/V)	D
B-3750	1/5/21		33	Trichloroethene		0.21	PPM(V/V)	D
B-3750	1/5/21		33	Trichlorofluoromethane	<	0.005	PPM(V/V)	D
B-3750	1/5/21		33	Trichlorotrifluoroethane	<	0.005	PPM(V/V)	D
B-3750	1/5/21		33	Vinyl chloride	<	0.005	PPM(V/V)	D
B-3750	1/5/21		33	cis-1,2-Dichloroethene	<	0.005	PPM(V/V)	D
B-3750	1/5/21		33	trans-1,2-Dichloroethene	<	0.005	PPM(V/V)	D
B-3750	1/5/21		39.5	1,1,1-Trichloroethane	<	0.005	PPM(V/V)	D
B-3750	1/5/21		39.5	1,1,2-Trichloroethane	<	0.005	PPM(V/V)	D
B-3750	1/5/21		39.5	1,1-Dichloroethane	<	0.005	PPM(V/V)	D
B-3750	1/5/21		39.5	1,1-Dichloroethene	<	0.005	PPM(V/V)	D
B-3750	1/5/21		39.5	1,2-Dichloroethane	<	0.005	PPM(V/V)	D
B-3750	1/5/21		39.5	Bromodichloromethane	<	0.005	PPM(V/V)	D
B-3750	1/5/21		39.5	Bromoform	<	0.005	PPM(V/V)	D
B-3750	1/5/21		39.5	Carbon tetrachloride		0.013	PPM(V/V)	D
B-3750	1/5/21		39.5	Chloroform		0.0074	PPM(V/V)	D
B-3750	1/5/21		39.5	Dibromochloromethane	<	0.005	PPM(V/V)	D
B-3750	1/5/21		39.5	Tetrachloroethene		0.053	PPM(V/V)	D
B-3750	1/5/21		39.5	Trichloroethene		0.3	PPM(V/V)	D
B-3750	1/5/21		39.5	Trichlorofluoromethane	<	0.005	PPM(V/V)	D
B-3750	1/5/21		39.5	Trichlorotrifluoroethane	<	0.005	PPM(V/V)	D
B-3750	1/5/21		39.5	Vinyl chloride	<	0.005	PPM(V/V)	D
B-3750	1/5/21		39.5	cis-1,2-Dichloroethene	<	0.005	PPM(V/V)	D
B-3750	1/5/21		39.5	trans-1,2-Dichloroethene	<	0.005	PPM(V/V)	D
B-3750	1/5/21		57.5	1,1,1-Trichloroethane	<	0.005	PPM(V/V)	D
B-3750	1/5/21		57.5	1,1,2-Trichloroethane	<	0.005	PPM(V/V)	D
B-3750	1/5/21		57.5	1,1-Dichloroethane	<	0.005	PPM(V/V)	D
B-3750	1/5/21		57.5	1,1-Dichloroethene	<	0.005	PPM(V/V)	D
B-3750	1/5/21		57.5	1,2-Dichloroethane	<	0.005	PPM(V/V)	D
B-3750	1/5/21		57.5	Bromodichloromethane	<	0.005	PPM(V/V)	D
B-3750	1/5/21		57.5	Bromoform	<	0.005	PPM(V/V)	D
B-3750	1/5/21		57.5	Carbon tetrachloride		0.006	PPM(V/V)	D
B-3750	1/5/21		57.5	Chloroform		0.006	PPM(V/V)	D
B-3750	1/5/21		57.5	Dibromochloromethane	<	0.005	PPM(V/V)	D
B-3750	1/5/21		57.5	Tetrachloroethene		0.04	PPM(V/V)	D
B-3750	1/5/21		57.5	Trichloroethene		0.38	PPM(V/V)	D
B-3750	1/5/21		57.5	Trichlorofluoromethane	<	0.005	PPM(V/V)	D
B-3750	1/5/21		57.5	Trichlorotrifluoroethane		0.0051	PPM(V/V)	D
B-3750	1/5/21		57.5	Vinyl chloride	<	0.005	PPM(V/V)	D
B-3750	1/5/21		57.5	cis-1,2-Dichloroethene	<	0.005	PPM(V/V)	D
B-3750	1/5/21		57.5	trans-1,2-Dichloroethene	<	0.005	PPM(V/V)	D
B-3750	1/5/21	DUP	57.5	1,1,1-Trichloroethane	<	0.005	PPM(V/V)	D
B-3750	1/5/21	DUP	57.5	1,1,2-Trichloroethane	<	0.005	PPM(V/V)	D
B-3750	1/5/21	DUP	57.5	1,1-Dichloroethane	<	0.005	PPM(V/V)	D
B-3750	1/5/21	DUP	57.5	1,1-Dichloroethene	<	0.005	PPM(V/V)	D
B-3750	1/5/21	DUP	57.5	1,2-Dichloroethane	<	0.005	PPM(V/V)	D
B-3750	1/5/21	DUP	57.5	Bromodichloromethane	<	0.005	PPM(V/V)	D
B-3750	1/5/21	DUP	57.5	Bromoform	<	0.005	PPM(V/V)	D
B-3750	1/5/21	DUP	57.5	Carbon tetrachloride		0.0061	PPM(V/V)	D
B-3750	1/5/21	DUP	57.5	Chloroform		0.0061	PPM(V/V)	D
B-3750	1/5/21	DUP	57.5	Dibromochloromethane	<	0.005	PPM(V/V)	D
B-3750	1/5/21	DUP	57.5	Tetrachloroethene		0.04	PPM(V/V)	D

Attachment 2. Table 4. Soil vapor analytical data collected from soil borings, Livermore Site, 2021.

Boring	Date	Sample Type	Depth (ft)	Parameter	LOS Indicator	Result	Units	QA Flag
B-3750	1/5/21	DUP	57.5	Trichloroethene		0.38	PPM(V/V)	D
B-3750	1/5/21	DUP	57.5	Trichlorofluoromethane	<	0.005	PPM(V/V)	D
B-3750	1/5/21	DUP	57.5	Trichlorotrifluoroethane		0.005	PPM(V/V)	D
B-3750	1/5/21	DUP	57.5	Vinyl chloride	<	0.005	PPM(V/V)	D
B-3750	1/5/21	DUP	57.5	cis-1,2-Dichloroethene	<	0.005	PPM(V/V)	D
B-3750	1/5/21	DUP	57.5	trans-1,2-Dichloroethene	<	0.005	PPM(V/V)	D
B-3751	1/6/21		10	1,1,1-Trichloroethane	<	0.005	PPM(V/V)	D
B-3751	1/6/21		10	1,1,2-Trichloroethane	<	0.005	PPM(V/V)	D
B-3751	1/6/21		10	1,1-Dichloroethane	<	0.005	PPM(V/V)	D
B-3751	1/6/21		10	1,1-Dichloroethene	<	0.005	PPM(V/V)	D
B-3751	1/6/21		10	1,2-Dichloroethane	<	0.005	PPM(V/V)	D
B-3751	1/6/21		10	Bromodichloromethane	<	0.005	PPM(V/V)	D
B-3751	1/6/21		10	Bromoform	<	0.005	PPM(V/V)	D
B-3751	1/6/21		10	Carbon tetrachloride		0.031	PPM(V/V)	D
B-3751	1/6/21		10	Chloroform	<	0.005	PPM(V/V)	D
B-3751	1/6/21		10	Dibromochloromethane	<	0.005	PPM(V/V)	D
B-3751	1/6/21		10	Tetrachloroethene	<	0.005	PPM(V/V)	D
B-3751	1/6/21		10	Trichloroethene		0.26	PPM(V/V)	D
B-3751	1/6/21		10	Trichlorofluoromethane		0.0092	PPM(V/V)	D
B-3751	1/6/21		10	Trichlorotrifluoroethane	<	0.005	PPM(V/V)	D
B-3751	1/6/21		10	Vinyl chloride	<	0.005	PPM(V/V)	D
B-3751	1/6/21		10	cis-1,2-Dichloroethene	<	0.005	PPM(V/V)	D
B-3751	1/6/21		10	trans-1,2-Dichloroethene	<	0.005	PPM(V/V)	D
B-3751	1/6/21		16.5	1,1,1-Trichloroethane	<	0.005	PPM(V/V)	D
B-3751	1/6/21		16.5	1,1,2-Trichloroethane	<	0.005	PPM(V/V)	D
B-3751	1/6/21		16.5	1,1-Dichloroethane	<	0.005	PPM(V/V)	D
B-3751	1/6/21		16.5	1,1-Dichloroethene	<	0.005	PPM(V/V)	D
B-3751	1/6/21		16.5	1,2-Dichloroethane	<	0.005	PPM(V/V)	D
B-3751	1/6/21		16.5	Bromodichloromethane	<	0.005	PPM(V/V)	D
B-3751	1/6/21		16.5	Bromoform	<	0.005	PPM(V/V)	D
B-3751	1/6/21		16.5	Carbon tetrachloride		0.012	PPM(V/V)	D
B-3751	1/6/21		16.5	Chloroform	<	0.005	PPM(V/V)	D
B-3751	1/6/21		16.5	Dibromochloromethane	<	0.005	PPM(V/V)	D
B-3751	1/6/21		16.5	Tetrachloroethene	<	0.005	PPM(V/V)	D
B-3751	1/6/21		16.5	Trichloroethene		0.16	PPM(V/V)	D
B-3751	1/6/21		16.5	Trichlorofluoromethane	<	0.005	PPM(V/V)	D
B-3751	1/6/21		16.5	Trichlorotrifluoroethane	<	0.005	PPM(V/V)	D
B-3751	1/6/21		16.5	Vinyl chloride	<	0.005	PPM(V/V)	D
B-3751	1/6/21		16.5	cis-1,2-Dichloroethene	<	0.005	PPM(V/V)	D
B-3751	1/6/21		16.5	trans-1,2-Dichloroethene	<	0.005	PPM(V/V)	D
B-3751	1/6/21		39	1,1,1-Trichloroethane	<	0.005	PPM(V/V)	D
B-3751	1/6/21		39	1,1,2-Trichloroethane	<	0.005	PPM(V/V)	D
B-3751	1/6/21		39	1,1-Dichloroethane	<	0.005	PPM(V/V)	D
B-3751	1/6/21		39	1,1-Dichloroethene	<	0.005	PPM(V/V)	D
B-3751	1/6/21		39	1,2-Dichloroethane	<	0.005	PPM(V/V)	D
B-3751	1/6/21		39	Bromodichloromethane	<	0.005	PPM(V/V)	D
B-3751	1/6/21		39	Bromoform	<	0.005	PPM(V/V)	D
B-3751	1/6/21		39	Carbon tetrachloride		0.045	PPM(V/V)	D
B-3751	1/6/21		39	Chloroform		0.014	PPM(V/V)	D
B-3751	1/6/21		39	Dibromochloromethane	<	0.005	PPM(V/V)	D
B-3751	1/6/21		39	Tetrachloroethene	<	0.005	PPM(V/V)	D
B-3751	1/6/21		39	Trichloroethene		0.76	PPM(V/V)	D
B-3751	1/6/21		39	Trichlorofluoromethane		0.0086	PPM(V/V)	D
B-3751	1/6/21		39	Trichlorotrifluoroethane	<	0.005	PPM(V/V)	D
B-3751	1/6/21		39	Vinyl chloride	<	0.005	PPM(V/V)	D
B-3751	1/6/21		39	cis-1,2-Dichloroethene	<	0.005	PPM(V/V)	D
B-3751	1/6/21		39	trans-1,2-Dichloroethene	<	0.005	PPM(V/V)	D
B-3751	1/6/21		67.5	1,1,1-Trichloroethane	<	0.05	PPM(V/V)	D
B-3751	1/6/21		67.5	1,1,2-Trichloroethane	<	0.05	PPM(V/V)	D
B-3751	1/6/21		67.5	1,1-Dichloroethane	<	0.05	PPM(V/V)	D
B-3751	1/6/21		67.5	1,1-Dichloroethene	<	0.05	PPM(V/V)	D
B-3751	1/6/21		67.5	1,2-Dichloroethane	<	0.05	PPM(V/V)	D
B-3751	1/6/21		67.5	Bromodichloromethane	<	0.05	PPM(V/V)	D
B-3751	1/6/21		67.5	Bromoform	<	0.05	PPM(V/V)	D
B-3751	1/6/21		67.5	Carbon tetrachloride	<	0.05	PPM(V/V)	D
B-3751	1/6/21		67.5	Chloroform	<	0.05	PPM(V/V)	D
B-3751	1/6/21		67.5	Dibromochloromethane	<	0.05	PPM(V/V)	D

Attachment 2. Table 4. Soil vapor analytical data collected from soil borings, Livermore Site, 2021.

Boring	Date	Sample Type	Depth (ft)	Parameter	LOS Indicator	Result	Units	QA Flag
B-3751	1/6/21		67.5	Tetrachloroethene	<	0.05	PPM(V/V)	D
B-3751	1/6/21		67.5	Trichloroethene		1.7	PPM(V/V)	D
B-3751	1/6/21		67.5	Trichlorofluoromethane	<	0.05	PPM(V/V)	D
B-3751	1/6/21		67.5	Trichlorotrifluoroethane	<	0.05	PPM(V/V)	D
B-3751	1/6/21		67.5	Vinyl chloride	<	0.05	PPM(V/V)	D
B-3751	1/6/21		67.5	cis-1,2-Dichloroethene	<	0.05	PPM(V/V)	D
B-3751	1/6/21		67.5	trans-1,2-Dichloroethene	<	0.05	PPM(V/V)	D
B-3752	1/13/21		17.5	1,1,1-Trichloroethane	<	0.005	PPM(V/V)	D
B-3752	1/13/21		17.5	1,1,2-Trichloroethane	<	0.005	PPM(V/V)	D
B-3752	1/13/21		17.5	1,1-Dichloroethane	<	0.005	PPM(V/V)	D
B-3752	1/13/21		17.5	1,1-Dichloroethene	<	0.005	PPM(V/V)	D
B-3752	1/13/21		17.5	1,2-Dichloroethane	<	0.005	PPM(V/V)	D
B-3752	1/13/21		17.5	Bromodichloromethane	<	0.005	PPM(V/V)	D
B-3752	1/13/21		17.5	Bromoform	<	0.005	PPM(V/V)	D
B-3752	1/13/21		17.5	Carbon tetrachloride		0.013	PPM(V/V)	D
B-3752	1/13/21		17.5	Chloroform	<	0.005	PPM(V/V)	D
B-3752	1/13/21		17.5	Dibromochloromethane	<	0.005	PPM(V/V)	D
B-3752	1/13/21		17.5	Tetrachloroethene		0.016	PPM(V/V)	D
B-3752	1/13/21		17.5	Trichloroethene		0.55	PPM(V/V)	D
B-3752	1/13/21		17.5	Trichlorofluoromethane	<	0.005	PPM(V/V)	D
B-3752	1/13/21		17.5	Trichlorotrifluoroethane	<	0.005	PPM(V/V)	D
B-3752	1/13/21		17.5	Vinyl chloride	<	0.005	PPM(V/V)	D
B-3752	1/13/21		17.5	cis-1,2-Dichloroethene	<	0.005	PPM(V/V)	D
B-3752	1/13/21		17.5	trans-1,2-Dichloroethene	<	0.005	PPM(V/V)	D
B-3752	1/13/21		21.5	1,1,1-Trichloroethane	<	0.005	PPM(V/V)	D
B-3752	1/13/21		21.5	1,1,2-Trichloroethane	<	0.005	PPM(V/V)	D
B-3752	1/13/21		21.5	1,1-Dichloroethane	<	0.005	PPM(V/V)	D
B-3752	1/13/21		21.5	1,1-Dichloroethene	<	0.005	PPM(V/V)	D
B-3752	1/13/21		21.5	1,2-Dichloroethane	<	0.005	PPM(V/V)	D
B-3752	1/13/21		21.5	Bromodichloromethane	<	0.005	PPM(V/V)	D
B-3752	1/13/21		21.5	Bromoform	<	0.005	PPM(V/V)	D
B-3752	1/13/21		21.5	Carbon tetrachloride		0.012	PPM(V/V)	D
B-3752	1/13/21		21.5	Chloroform		0.0064	PPM(V/V)	D
B-3752	1/13/21		21.5	Dibromochloromethane	<	0.005	PPM(V/V)	D
B-3752	1/13/21		21.5	Tetrachloroethene		0.026	PPM(V/V)	D
B-3752	1/13/21		21.5	Trichloroethene		0.82	PPM(V/V)	D
B-3752	1/13/21		21.5	Trichlorofluoromethane	<	0.005	PPM(V/V)	D
B-3752	1/13/21		21.5	Trichlorotrifluoroethane	<	0.005	PPM(V/V)	D
B-3752	1/13/21		21.5	Vinyl chloride	<	0.005	PPM(V/V)	D
B-3752	1/13/21		21.5	cis-1,2-Dichloroethene	<	0.005	PPM(V/V)	D
B-3752	1/13/21		21.5	trans-1,2-Dichloroethene	<	0.005	PPM(V/V)	D
B-3752	1/13/21		42.5	1,1,1-Trichloroethane	<	0.005	PPM(V/V)	D
B-3752	1/13/21		42.5	1,1,2-Trichloroethane	<	0.005	PPM(V/V)	D
B-3752	1/13/21		42.5	1,1-Dichloroethane	<	0.005	PPM(V/V)	D
B-3752	1/13/21		42.5	1,1-Dichloroethene	<	0.005	PPM(V/V)	D
B-3752	1/13/21		42.5	1,2-Dichloroethane	<	0.005	PPM(V/V)	D
B-3752	1/13/21		42.5	Bromodichloromethane	<	0.005	PPM(V/V)	D
B-3752	1/13/21		42.5	Bromoform	<	0.005	PPM(V/V)	D
B-3752	1/13/21		42.5	Carbon tetrachloride	<	0.005	PPM(V/V)	D
B-3752	1/13/21		42.5	Chloroform		0.0077	PPM(V/V)	D
B-3752	1/13/21		42.5	Dibromochloromethane	<	0.005	PPM(V/V)	D
B-3752	1/13/21		42.5	Tetrachloroethene		0.075	PPM(V/V)	D
B-3752	1/13/21		42.5	Trichloroethene		0.8	PPM(V/V)	D
B-3752	1/13/21		42.5	Trichlorofluoromethane	<	0.005	PPM(V/V)	D
B-3752	1/13/21		42.5	Trichlorotrifluoroethane	<	0.005	PPM(V/V)	D
B-3752	1/13/21		42.5	Vinyl chloride	<	0.005	PPM(V/V)	D
B-3752	1/13/21		42.5	cis-1,2-Dichloroethene	<	0.005	PPM(V/V)	D
B-3752	1/13/21		42.5	trans-1,2-Dichloroethene	<	0.005	PPM(V/V)	D
B-3752	1/13/21		58	1,1,1-Trichloroethane	<	0.05	PPM(V/V)	D
B-3752	1/13/21		58	1,1,2-Trichloroethane	<	0.05	PPM(V/V)	D
B-3752	1/13/21		58	1,1-Dichloroethane	<	0.05	PPM(V/V)	D
B-3752	1/13/21		58	1,1-Dichloroethene	<	0.05	PPM(V/V)	D
B-3752	1/13/21		58	1,2-Dichloroethane	<	0.05	PPM(V/V)	D
B-3752	1/13/21		58	Bromodichloromethane	<	0.05	PPM(V/V)	D
B-3752	1/13/21		58	Bromoform	<	0.05	PPM(V/V)	D
B-3752	1/13/21		58	Carbon tetrachloride	<	0.05	PPM(V/V)	D
B-3752	1/13/21		58	Chloroform	<	0.05	PPM(V/V)	D

Attachment 2. Table 4. Soil vapor analytical data collected from soil borings, Livermore Site, 2021.

Boring	Date	Sample Type	Depth (ft)	Parameter	LOS Indicator	Result	Units	QA Flag
B-3752	1/13/21		58	Dibromochloromethane	<	0.05	PPM(V/V)	D
B-3752	1/13/21		58	Tetrachloroethene		0.066	PPM(V/V)	D
B-3752	1/13/21		58	Trichloroethene		2.4	PPM(V/V)	D
B-3752	1/13/21		58	Trichlorofluoromethane	<	0.05	PPM(V/V)	D
B-3752	1/13/21		58	Trichlorotrifluoroethane	<	0.05	PPM(V/V)	D
B-3752	1/13/21		58	Vinyl chloride	<	0.05	PPM(V/V)	D
B-3752	1/13/21		58	cis-1,2-Dichloroethene	<	0.05	PPM(V/V)	D
B-3752	1/13/21		58	trans-1,2-Dichloroethene	<	0.05	PPM(V/V)	D
B-3752	1/13/21		72	1,1,1-Trichloroethane	<	0.005	PPM(V/V)	D
B-3752	1/13/21		72	1,1,2-Trichloroethane	<	0.005	PPM(V/V)	D
B-3752	1/13/21		72	1,1-Dichloroethane	<	0.005	PPM(V/V)	D
B-3752	1/13/21		72	1,1-Dichloroethene	<	0.005	PPM(V/V)	D
B-3752	1/13/21		72	1,2-Dichloroethane	<	0.005	PPM(V/V)	D
B-3752	1/13/21		72	Bromodichloromethane	<	0.005	PPM(V/V)	D
B-3752	1/13/21		72	Bromoform	<	0.005	PPM(V/V)	D
B-3752	1/13/21		72	Carbon tetrachloride	<	0.005	PPM(V/V)	D
B-3752	1/13/21		72	Chloroform		0.0069	PPM(V/V)	D
B-3752	1/13/21		72	Dibromochloromethane	<	0.005	PPM(V/V)	D
B-3752	1/13/21		72	Tetrachloroethene		0.042	PPM(V/V)	D
B-3752	1/13/21		72	Trichloroethene		0.68	PPM(V/V)	D
B-3752	1/13/21		72	Trichlorofluoromethane	<	0.005	PPM(V/V)	D
B-3752	1/13/21		72	Trichlorotrifluoroethane	<	0.005	PPM(V/V)	D
B-3752	1/13/21		72	Vinyl chloride	<	0.005	PPM(V/V)	D
B-3752	1/13/21		72	cis-1,2-Dichloroethene	<	0.005	PPM(V/V)	D
B-3752	1/13/21		72	trans-1,2-Dichloroethene	<	0.005	PPM(V/V)	D
B-3753	1/12/21		32.5	1,1,1-Trichloroethane	<	0.05	PPM(V/V)	D
B-3753	1/12/21		32.5	1,1,2-Trichloroethane	<	0.05	PPM(V/V)	D
B-3753	1/12/21		32.5	1,1-Dichloroethane	<	0.05	PPM(V/V)	D
B-3753	1/12/21		32.5	1,1-Dichloroethene		0.17	PPM(V/V)	D
B-3753	1/12/21		32.5	1,2-Dichloroethane	<	0.05	PPM(V/V)	D
B-3753	1/12/21		32.5	Bromodichloromethane	<	0.05	PPM(V/V)	D
B-3753	1/12/21		32.5	Bromoform	<	0.05	PPM(V/V)	D
B-3753	1/12/21		32.5	Carbon tetrachloride		0.13	PPM(V/V)	D
B-3753	1/12/21		32.5	Chloroform		0.13	PPM(V/V)	D
B-3753	1/12/21		32.5	Dibromochloromethane	<	0.05	PPM(V/V)	D
B-3753	1/12/21		32.5	Tetrachloroethene		1.1	PPM(V/V)	D
B-3753	1/12/21		32.5	Trichloroethene		4.2	PPM(V/V)	D
B-3753	1/12/21		32.5	Trichlorofluoromethane	<	0.05	PPM(V/V)	D
B-3753	1/12/21		32.5	Trichlorotrifluoroethane	<	0.05	PPM(V/V)	D
B-3753	1/12/21		32.5	Vinyl chloride	<	0.05	PPM(V/V)	D
B-3753	1/12/21		32.5	cis-1,2-Dichloroethene	<	0.05	PPM(V/V)	D
B-3753	1/12/21		32.5	trans-1,2-Dichloroethene	<	0.05	PPM(V/V)	D
B-3753	1/12/21		46	1,1,1-Trichloroethane	<	0.05	PPM(V/V)	D
B-3753	1/12/21		46	1,1,2-Trichloroethane	<	0.05	PPM(V/V)	D
B-3753	1/12/21		46	1,1-Dichloroethane	<	0.05	PPM(V/V)	D
B-3753	1/12/21		46	1,1-Dichloroethene		0.38	PPM(V/V)	D
B-3753	1/12/21		46	1,2-Dichloroethane	<	0.05	PPM(V/V)	D
B-3753	1/12/21		46	Bromodichloromethane	<	0.05	PPM(V/V)	D
B-3753	1/12/21		46	Bromoform	<	0.05	PPM(V/V)	D
B-3753	1/12/21		46	Carbon tetrachloride		0.2	PPM(V/V)	D
B-3753	1/12/21		46	Chloroform		0.28	PPM(V/V)	D
B-3753	1/12/21		46	Dibromochloromethane	<	0.05	PPM(V/V)	D
B-3753	1/12/21		46	Tetrachloroethene		1.9	PPM(V/V)	D
B-3753	1/12/21		46	Trichloroethene		8.9	PPM(V/V)	D
B-3753	1/12/21		46	Trichlorofluoromethane	<	0.05	PPM(V/V)	D
B-3753	1/12/21		46	Trichlorotrifluoroethane	<	0.05	PPM(V/V)	D
B-3753	1/12/21		46	Vinyl chloride	<	0.05	PPM(V/V)	D
B-3753	1/12/21		46	cis-1,2-Dichloroethene	<	0.05	PPM(V/V)	D
B-3753	1/12/21		46	trans-1,2-Dichloroethene	<	0.05	PPM(V/V)	D
B-3753	1/12/21		60.5	1,1,1-Trichloroethane	<	0.05	PPM(V/V)	D
B-3753	1/12/21		60.5	1,1,2-Trichloroethane	<	0.05	PPM(V/V)	D
B-3753	1/12/21		60.5	1,1-Dichloroethane	<	0.05	PPM(V/V)	D
B-3753	1/12/21		60.5	1,1-Dichloroethene		0.12	PPM(V/V)	D
B-3753	1/12/21		60.5	1,2-Dichloroethane	<	0.05	PPM(V/V)	D
B-3753	1/12/21		60.5	Bromodichloromethane	<	0.05	PPM(V/V)	D
B-3753	1/12/21		60.5	Bromoform	<	0.05	PPM(V/V)	D
B-3753	1/12/21		60.5	Carbon tetrachloride		0.067	PPM(V/V)	D

Attachment 2. Table 4. Soil vapor analytical data collected from soil borings, Livermore Site, 2021.

Boring	Date	Sample Type	Depth (ft)	Parameter	LOS Indicator	Result	Units	QA Flag
B-3753	1/12/21		60.5	Chloroform		0.087	PPM(V/V)	D
B-3753	1/12/21		60.5	Dibromochloromethane	<	0.05	PPM(V/V)	D
B-3753	1/12/21		60.5	Tetrachloroethene		0.6	PPM(V/V)	D
B-3753	1/12/21		60.5	Trichloroethene		2.7	PPM(V/V)	D
B-3753	1/12/21		60.5	Trichlorofluoromethane	<	0.05	PPM(V/V)	D
B-3753	1/12/21		60.5	Trichlorotrifluoroethane	<	0.05	PPM(V/V)	D
B-3753	1/12/21		60.5	Vinyl chloride	<	0.05	PPM(V/V)	D
B-3753	1/12/21		60.5	cis-1,2-Dichloroethene	<	0.05	PPM(V/V)	D
B-3753	1/12/21		60.5	trans-1,2-Dichloroethene	<	0.05	PPM(V/V)	D
B-3754	1/11/21		9.5	1,1,1-Trichloroethane	<	0.005	PPM(V/V)	DH
B-3754	1/11/21		9.5	1,1,2-Trichloroethane	<	0.005	PPM(V/V)	DH
B-3754	1/11/21		9.5	1,1-Dichloroethane	<	0.005	PPM(V/V)	DH
B-3754	1/11/21		9.5	1,1-Dichloroethene	<	0.005	PPM(V/V)	DH
B-3754	1/11/21		9.5	1,2-Dichloroethane	<	0.005	PPM(V/V)	DH
B-3754	1/11/21		9.5	Bromodichloromethane	<	0.005	PPM(V/V)	DH
B-3754	1/11/21		9.5	Bromoform	<	0.005	PPM(V/V)	DH
B-3754	1/11/21		9.5	Carbon tetrachloride		0.0081	PPM(V/V)	DH
B-3754	1/11/21		9.5	Chloroform	<	0.005	PPM(V/V)	DH
B-3754	1/11/21		9.5	Dibromochloromethane	<	0.005	PPM(V/V)	DH
B-3754	1/11/21		9.5	Tetrachloroethene	<	0.005	PPM(V/V)	DH
B-3754	1/11/21		9.5	Trichloroethene		0.064	PPM(V/V)	DH
B-3754	1/11/21		9.5	Trichlorofluoromethane	<	0.005	PPM(V/V)	DH
B-3754	1/11/21		9.5	Trichlorotrifluoroethane	<	0.005	PPM(V/V)	DH
B-3754	1/11/21		9.5	Vinyl chloride	<	0.005	PPM(V/V)	DH
B-3754	1/11/21		9.5	cis-1,2-Dichloroethene	<	0.005	PPM(V/V)	DH
B-3754	1/11/21		9.5	trans-1,2-Dichloroethene	<	0.005	PPM(V/V)	DH
B-3754	1/11/21		16	1,1,1-Trichloroethane	<	0.005	PPM(V/V)	DH
B-3754	1/11/21		16	1,1,2-Trichloroethane	<	0.005	PPM(V/V)	DH
B-3754	1/11/21		16	1,1-Dichloroethane	<	0.005	PPM(V/V)	DH
B-3754	1/11/21		16	1,1-Dichloroethene	<	0.005	PPM(V/V)	DH
B-3754	1/11/21		16	1,2-Dichloroethane	<	0.005	PPM(V/V)	DH
B-3754	1/11/21		16	Bromodichloromethane	<	0.005	PPM(V/V)	DH
B-3754	1/11/21		16	Bromoform	<	0.005	PPM(V/V)	DH
B-3754	1/11/21		16	Carbon tetrachloride	<	0.005	PPM(V/V)	DH
B-3754	1/11/21		16	Chloroform	<	0.005	PPM(V/V)	DH
B-3754	1/11/21		16	Dibromochloromethane	<	0.005	PPM(V/V)	DH
B-3754	1/11/21		16	Tetrachloroethene	<	0.005	PPM(V/V)	DH
B-3754	1/11/21		16	Trichloroethene		0.039	PPM(V/V)	DH
B-3754	1/11/21		16	Trichlorofluoromethane	<	0.005	PPM(V/V)	DH
B-3754	1/11/21		16	Trichlorotrifluoroethane	<	0.005	PPM(V/V)	DH
B-3754	1/11/21		16	Vinyl chloride	<	0.005	PPM(V/V)	DH
B-3754	1/11/21		16	cis-1,2-Dichloroethene	<	0.005	PPM(V/V)	DH
B-3754	1/11/21		16	trans-1,2-Dichloroethene	<	0.005	PPM(V/V)	DH
B-3754	1/11/21		38.5	1,1,1-Trichloroethane	<	0.05	PPM(V/V)	DH
B-3754	1/11/21		38.5	1,1,2-Trichloroethane	<	0.05	PPM(V/V)	DH
B-3754	1/11/21		38.5	1,1-Dichloroethane	<	0.05	PPM(V/V)	DH
B-3754	1/11/21		38.5	1,1-Dichloroethene	<	0.05	PPM(V/V)	DH
B-3754	1/11/21		38.5	1,2-Dichloroethane	<	0.05	PPM(V/V)	DH
B-3754	1/11/21		38.5	Bromodichloromethane	<	0.05	PPM(V/V)	DH
B-3754	1/11/21		38.5	Bromoform	<	0.05	PPM(V/V)	DH
B-3754	1/11/21		38.5	Carbon tetrachloride	<	0.05	PPM(V/V)	DH
B-3754	1/11/21		38.5	Chloroform	<	0.05	PPM(V/V)	DH
B-3754	1/11/21		38.5	Dibromochloromethane	<	0.05	PPM(V/V)	DH
B-3754	1/11/21		38.5	Tetrachloroethene	<	0.05	PPM(V/V)	DH
B-3754	1/11/21		38.5	Trichloroethene		0.31	PPM(V/V)	DH
B-3754	1/11/21		38.5	Trichlorofluoromethane	<	0.05	PPM(V/V)	DH
B-3754	1/11/21		38.5	Trichlorotrifluoroethane	<	0.05	PPM(V/V)	DH
B-3754	1/11/21		38.5	Vinyl chloride	<	0.05	PPM(V/V)	DH
B-3754	1/11/21		38.5	cis-1,2-Dichloroethene	<	0.05	PPM(V/V)	DH
B-3754	1/11/21		38.5	trans-1,2-Dichloroethene	<	0.05	PPM(V/V)	DH
B-3754	1/11/21		46.5	1,1,1-Trichloroethane	<	0.005	PPM(V/V)	DH
B-3754	1/11/21		46.5	1,1,2-Trichloroethane	<	0.005	PPM(V/V)	DH
B-3754	1/11/21		46.5	1,1-Dichloroethane	<	0.005	PPM(V/V)	DH
B-3754	1/11/21		46.5	1,1-Dichloroethene	<	0.005	PPM(V/V)	DH
B-3754	1/11/21		46.5	1,2-Dichloroethane	<	0.005	PPM(V/V)	DH
B-3754	1/11/21		46.5	Bromodichloromethane	<	0.005	PPM(V/V)	DH
B-3754	1/11/21		46.5	Bromoform	<	0.005	PPM(V/V)	DH

Attachment 2. Table 4. Soil vapor analytical data collected from soil borings, Livermore Site, 2021.

Boring	Date	Sample Type	Depth (ft)	Parameter	LOS Indicator	Result	Units	QA Flag
B-3754	1/11/21		46.5	Carbon tetrachloride	<	0.005	PPM(V/V)	DH
B-3754	1/11/21		46.5	Chloroform	<	0.005	PPM(V/V)	DH
B-3754	1/11/21		46.5	Dibromochloromethane	<	0.005	PPM(V/V)	DH
B-3754	1/11/21		46.5	Tetrachloroethene	<	0.005	PPM(V/V)	DH
B-3754	1/11/21		46.5	Trichloroethene		0.021	PPM(V/V)	DH
B-3754	1/11/21		46.5	Trichlorofluoromethane	<	0.005	PPM(V/V)	DH
B-3754	1/11/21		46.5	Trichlorotrifluoroethane	<	0.005	PPM(V/V)	DH
B-3754	1/11/21		46.5	Vinyl chloride	<	0.005	PPM(V/V)	DH
B-3754	1/11/21		46.5	cis-1,2-Dichloroethene	<	0.005	PPM(V/V)	DH
B-3754	1/11/21		46.5	trans-1,2-Dichloroethene	<	0.005	PPM(V/V)	DH
B-3754	1/11/21		68	1,1,1-Trichloroethane	<	0.005	PPM(V/V)	DH
B-3754	1/11/21		68	1,1,2-Trichloroethane	<	0.005	PPM(V/V)	DH
B-3754	1/11/21		68	1,1-Dichloroethane	<	0.005	PPM(V/V)	DH
B-3754	1/11/21		68	1,1-Dichloroethene	<	0.005	PPM(V/V)	DH
B-3754	1/11/21		68	1,2-Dichloroethane	<	0.005	PPM(V/V)	DH
B-3754	1/11/21		68	Bromodichloromethane	<	0.005	PPM(V/V)	DH
B-3754	1/11/21		68	Bromoform	<	0.005	PPM(V/V)	DH
B-3754	1/11/21		68	Carbon tetrachloride	<	0.005	PPM(V/V)	DH
B-3754	1/11/21		68	Chloroform	<	0.005	PPM(V/V)	DH
B-3754	1/11/21		68	Dibromochloromethane	<	0.005	PPM(V/V)	DH
B-3754	1/11/21		68	Tetrachloroethene	<	0.005	PPM(V/V)	DH
B-3754	1/11/21		68	Trichloroethene		0.55	PPM(V/V)	DH
B-3754	1/11/21		68	Trichlorofluoromethane	<	0.005	PPM(V/V)	DH
B-3754	1/11/21		68	Trichlorotrifluoroethane	<	0.005	PPM(V/V)	DH
B-3754	1/11/21		68	Vinyl chloride	<	0.005	PPM(V/V)	DH
B-3754	1/11/21		68	cis-1,2-Dichloroethene	<	0.005	PPM(V/V)	DH
B-3754	1/11/21		68	trans-1,2-Dichloroethene	<	0.005	PPM(V/V)	DH
B-3754	1/11/21		79	1,1,1-Trichloroethane	<	0.05	PPM(V/V)	DH
B-3754	1/11/21		79	1,1,2-Trichloroethane	<	0.05	PPM(V/V)	DH
B-3754	1/11/21		79	1,1-Dichloroethane	<	0.05	PPM(V/V)	DH
B-3754	1/11/21		79	1,1-Dichloroethene	<	0.05	PPM(V/V)	DH
B-3754	1/11/21		79	1,2-Dichloroethane	<	0.05	PPM(V/V)	DH
B-3754	1/11/21		79	Bromodichloromethane	<	0.05	PPM(V/V)	DH
B-3754	1/11/21		79	Bromoform	<	0.05	PPM(V/V)	DH
B-3754	1/11/21		79	Carbon tetrachloride	<	0.05	PPM(V/V)	DH
B-3754	1/11/21		79	Chloroform	<	0.05	PPM(V/V)	DH
B-3754	1/11/21		79	Dibromochloromethane	<	0.05	PPM(V/V)	DH
B-3754	1/11/21		79	Tetrachloroethene	<	0.05	PPM(V/V)	DH
B-3754	1/11/21		79	Trichloroethene		1.4	PPM(V/V)	DH
B-3754	1/11/21		79	Trichlorofluoromethane	<	0.05	PPM(V/V)	DH
B-3754	1/11/21		79	Trichlorotrifluoroethane	<	0.05	PPM(V/V)	DH
B-3754	1/11/21		79	Vinyl chloride	<	0.05	PPM(V/V)	DH
B-3754	1/11/21		79	cis-1,2-Dichloroethene	<	0.05	PPM(V/V)	DH
B-3754	1/11/21		79	trans-1,2-Dichloroethene	<	0.05	PPM(V/V)	DH
B-3754	1/11/21	DUP	79	1,1,1-Trichloroethane	<	0.05	PPM(V/V)	DH
B-3754	1/11/21	DUP	79	1,1,2-Trichloroethane	<	0.05	PPM(V/V)	DH
B-3754	1/11/21	DUP	79	1,1-Dichloroethane	<	0.05	PPM(V/V)	DH
B-3754	1/11/21	DUP	79	1,1-Dichloroethene	<	0.05	PPM(V/V)	DH
B-3754	1/11/21	DUP	79	1,2-Dichloroethane	<	0.05	PPM(V/V)	DH
B-3754	1/11/21	DUP	79	Bromodichloromethane	<	0.05	PPM(V/V)	DH
B-3754	1/11/21	DUP	79	Bromoform	<	0.05	PPM(V/V)	DH
B-3754	1/11/21	DUP	79	Carbon tetrachloride	<	0.05	PPM(V/V)	DH
B-3754	1/11/21	DUP	79	Chloroform	<	0.05	PPM(V/V)	DH
B-3754	1/11/21	DUP	79	Dibromochloromethane	<	0.05	PPM(V/V)	DH
B-3754	1/11/21	DUP	79	Tetrachloroethene	<	0.05	PPM(V/V)	DH
B-3754	1/11/21	DUP	79	Trichloroethene		0.32	PPM(V/V)	DH
B-3754	1/11/21	DUP	79	Trichlorofluoromethane	<	0.05	PPM(V/V)	DH
B-3754	1/11/21	DUP	79	Trichlorotrifluoroethane	<	0.05	PPM(V/V)	DH
B-3754	1/11/21	DUP	79	Vinyl chloride	<	0.05	PPM(V/V)	DH
B-3754	1/11/21	DUP	79	cis-1,2-Dichloroethene	<	0.05	PPM(V/V)	DH
B-3754	1/11/21	DUP	79	trans-1,2-Dichloroethene	<	0.05	PPM(V/V)	DH

PPM(V/V) = Parts per million on a volume-to-volume basis.

< Indicates the measured value is less than the reporting limit.

Attachment 2. Table 4. Soil vapor analytical data collected from soil borings, Livermore Site, 2021.

Boring	Date	Sample Type	Depth (ft)	Parameter	LOS Indicator	Result	Units	QA Flag

Data qualifier flags

B = Analyte found in method blank; sample results should be evaluated.

D = Analysis performed at a secondary dilution or concentration.

E = The analyte was detected below the LLNL reporting limit, but above the analytical laboratory minimum detection limit or activity.

F = Analyte found in field blank, trip blank, or equipment blank; sample results should be evaluated.

H = Sample analyzed outside of holding time; sample results should be evaluated.

I = Surrogate or tracer yield recoveries were outside of QC limits; sample results should be evaluated.

J = The analyte was positively identified; however, the associated numerical value is the approximate concentration or activity of the analyte in the sample.

L = Matrix spike recoveries not within control limits.

O = Matrix spike duplicate relative percent difference (RPD), sample duplicate RPD, or relative error ratio (RER) not within control limits.

Sample types

DUP = Duplicate sample.

Attachment 2. Table 5. Soil vapor analytical data collected from wells, Livermore Site, 2021.

Well	Date	Sample Type	Parameter	LOS Indicator	Result	Units	QA Flag
SIP-501-201	5/27/21		1,1,1-Trichloroethane		< 0.05	PPM(V/V)	D
SIP-501-201	5/27/21		1,1,2-Trichloroethane		< 0.05	PPM(V/V)	D
SIP-501-201	5/27/21		1,1-Dichloroethane		< 0.05	PPM(V/V)	D
SIP-501-201	5/27/21		1,1-Dichloroethene		0.81	PPM(V/V)	D
SIP-501-201	5/27/21		1,2-Dichloroethane		< 0.05	PPM(V/V)	D
SIP-501-201	5/27/21		Bromodichloromethane		< 0.05	PPM(V/V)	D
SIP-501-201	5/27/21		Bromoform		< 0.05	PPM(V/V)	D
SIP-501-201	5/27/21		Carbon tetrachloride		< 0.05	PPM(V/V)	D
SIP-501-201	5/27/21		Chloroform		< 0.05	PPM(V/V)	D
SIP-501-201	5/27/21		Dibromochloromethane		< 0.05	PPM(V/V)	D
SIP-501-201	5/27/21		Tetrachloroethene		< 0.05	PPM(V/V)	D
SIP-501-201	5/27/21		Trichloroethene		7.9	PPM(V/V)	D
SIP-501-201	5/27/21		Trichlorofluoromethane		< 0.05	PPM(V/V)	D
SIP-501-201	5/27/21		Trichlorotrifluoroethane		0.72	PPM(V/V)	D
SIP-501-201	5/27/21		Vinyl chloride		< 0.05	PPM(V/V)	D
SIP-501-201	5/27/21		cis-1,2-Dichloroethene		< 0.05	PPM(V/V)	D
SIP-501-201	5/27/21		trans-1,2-Dichloroethene		< 0.05	PPM(V/V)	D
SIP-501-201	11/11/21		1,1,1-Trichloroethane		< 0.1	PPM(V/V)	D
SIP-501-201	11/11/21		1,1,2-Trichloroethane		< 0.1	PPM(V/V)	D
SIP-501-201	11/11/21		1,1-Dichloroethane		< 0.1	PPM(V/V)	D
SIP-501-201	11/11/21		1,1-Dichloroethene		1.2	PPM(V/V)	D
SIP-501-201	11/11/21		1,2-Dichloroethane		< 0.1	PPM(V/V)	D
SIP-501-201	11/11/21		Bromodichloromethane		< 0.1	PPM(V/V)	D
SIP-501-201	11/11/21		Bromoform		< 0.1	PPM(V/V)	D
SIP-501-201	11/11/21		Carbon tetrachloride		< 0.1	PPM(V/V)	D
SIP-501-201	11/11/21		Chloroform		< 0.1	PPM(V/V)	D
SIP-501-201	11/11/21		Dibromochloromethane		< 0.1	PPM(V/V)	D
SIP-501-201	11/11/21		Tetrachloroethene		< 0.1	PPM(V/V)	D
SIP-501-201	11/11/21		Trichloroethene		12	PPM(V/V)	D
SIP-501-201	11/11/21		Trichlorofluoromethane		< 0.1	PPM(V/V)	D
SIP-501-201	11/11/21		Trichlorotrifluoroethane		0.92	PPM(V/V)	D
SIP-501-201	11/11/21		Vinyl chloride		< 0.1	PPM(V/V)	D
SIP-501-201	11/11/21		cis-1,2-Dichloroethene		< 0.1	PPM(V/V)	D
SIP-501-201	11/11/21		trans-1,2-Dichloroethene		< 0.1	PPM(V/V)	D
SIP-518-101	10/25/21		1,1,1-Trichloroethane		< 0.005	PPM(V/V)	D
SIP-518-101	10/25/21		1,1,2-Trichloroethane		< 0.005	PPM(V/V)	D
SIP-518-101	10/25/21		1,1-Dichloroethane		< 0.005	PPM(V/V)	D
SIP-518-101	10/25/21		1,1-Dichloroethene		< 0.005	PPM(V/V)	D
SIP-518-101	10/25/21		1,2-Dichloroethane		< 0.005	PPM(V/V)	D
SIP-518-101	10/25/21		Bromodichloromethane		< 0.005	PPM(V/V)	D
SIP-518-101	10/25/21		Bromoform		< 0.005	PPM(V/V)	D
SIP-518-101	10/25/21		Carbon tetrachloride		< 0.005	PPM(V/V)	D
SIP-518-101	10/25/21		Chloroform		< 0.005	PPM(V/V)	D
SIP-518-101	10/25/21		Dibromochloromethane		< 0.005	PPM(V/V)	D
SIP-518-101	10/25/21		Tetrachloroethene		< 0.005	PPM(V/V)	D
SIP-518-101	10/25/21		Trichloroethene		< 0.005	PPM(V/V)	D
SIP-518-101	10/25/21		Trichlorofluoromethane		< 0.005	PPM(V/V)	D
SIP-518-101	10/25/21		Trichlorotrifluoroethane		< 0.005	PPM(V/V)	D
SIP-518-101	10/25/21		Vinyl chloride		< 0.005	PPM(V/V)	D
SIP-518-101	10/25/21		cis-1,2-Dichloroethene		< 0.005	PPM(V/V)	D
SIP-518-101	10/25/21		trans-1,2-Dichloroethene		< 0.005	PPM(V/V)	D
SIP-518-203	6/1/21		1,1,1-Trichloroethane		< 0.005	PPM(V/V)	D
SIP-518-203	6/1/21		1,1,2-Trichloroethane		< 0.005	PPM(V/V)	D
SIP-518-203	6/1/21		1,1-Dichloroethane		< 0.005	PPM(V/V)	D
SIP-518-203	6/1/21		1,1-Dichloroethene		< 0.005	PPM(V/V)	D
SIP-518-203	6/1/21		1,2-Dichloroethane		< 0.005	PPM(V/V)	D
SIP-518-203	6/1/21		Bromodichloromethane		< 0.005	PPM(V/V)	D
SIP-518-203	6/1/21		Bromoform		< 0.005	PPM(V/V)	D
SIP-518-203	6/1/21		Carbon tetrachloride		< 0.005	PPM(V/V)	D
SIP-518-203	6/1/21		Chloroform		< 0.005	PPM(V/V)	D
SIP-518-203	6/1/21		Dibromochloromethane		< 0.005	PPM(V/V)	D
SIP-518-203	6/1/21		Tetrachloroethene		< 0.005	PPM(V/V)	D
SIP-518-203	6/1/21		Trichloroethene		< 0.005	PPM(V/V)	D
SIP-518-203	6/1/21		Trichlorofluoromethane		< 0.005	PPM(V/V)	D

Attachment 2. Table 5. Soil vapor analytical data collected from wells, Livermore Site, 2021.

Well	Date	Sample Type	Parameter	LOS Indicator	Result	Units	QA Flag
SIP-518-203	6/1/21		Trichlorotrifluoroethane	<	0.005	PPM(V/V)	D
SIP-518-203	6/1/21		Vinyl chloride	<	0.005	PPM(V/V)	D
SIP-518-203	6/1/21		cis-1,2-Dichloroethene	<	0.005	PPM(V/V)	D
SIP-518-203	6/1/21		trans-1,2-Dichloroethene	<	0.005	PPM(V/V)	D
SIP-543-101	11/4/21		1,1,1-Trichloroethane	<	0.005	PPM(V/V)	D
SIP-543-101	11/4/21		1,1,2-Trichloroethane	<	0.005	PPM(V/V)	D
SIP-543-101	11/4/21		1,1-Dichloroethane	<	0.005	PPM(V/V)	D
SIP-543-101	11/4/21		1,1-Dichloroethene	<	0.005	PPM(V/V)	D
SIP-543-101	11/4/21		1,2-Dichloroethane	<	0.005	PPM(V/V)	D
SIP-543-101	11/4/21		Bromodichloromethane	<	0.005	PPM(V/V)	D
SIP-543-101	11/4/21		Bromoform	<	0.005	PPM(V/V)	D
SIP-543-101	11/4/21		Carbon tetrachloride	<	0.005	PPM(V/V)	D
SIP-543-101	11/4/21		Chloroform	<	0.005	PPM(V/V)	D
SIP-543-101	11/4/21		Dibromochloromethane	<	0.005	PPM(V/V)	D
SIP-543-101	11/4/21		Tetrachloroethene		0.03	PPM(V/V)	D
SIP-543-101	11/4/21		Trichloroethene		0.021	PPM(V/V)	D
SIP-543-101	11/4/21		Trichlorofluoromethane	<	0.005	PPM(V/V)	D
SIP-543-101	11/4/21		Trichlorotrifluoroethane	<	0.005	PPM(V/V)	D
SIP-543-101	11/4/21		Vinyl chloride	<	0.005	PPM(V/V)	D
SIP-543-101	11/4/21		cis-1,2-Dichloroethene	<	0.005	PPM(V/V)	D
SIP-543-101	11/4/21		trans-1,2-Dichloroethene	<	0.005	PPM(V/V)	D
SIP-ETC-201	2/9/21		1,1,1-Trichloroethane	<	0.005	PPM(V/V)	D
SIP-ETC-201	2/9/21		1,1,2-Trichloroethane	<	0.005	PPM(V/V)	D
SIP-ETC-201	2/9/21		1,1-Dichloroethane	<	0.005	PPM(V/V)	D
SIP-ETC-201	2/9/21		1,1-Dichloroethene	<	0.005	PPM(V/V)	D
SIP-ETC-201	2/9/21		1,2-Dichloroethane	<	0.005	PPM(V/V)	D
SIP-ETC-201	2/9/21		Bromodichloromethane	<	0.005	PPM(V/V)	D
SIP-ETC-201	2/9/21		Bromoform	<	0.005	PPM(V/V)	D
SIP-ETC-201	2/9/21		Carbon tetrachloride	<	0.005	PPM(V/V)	D
SIP-ETC-201	2/9/21		Chloroform	<	0.005	PPM(V/V)	D
SIP-ETC-201	2/9/21		Dibromochloromethane	<	0.005	PPM(V/V)	D
SIP-ETC-201	2/9/21		Tetrachloroethene		0.052	PPM(V/V)	D
SIP-ETC-201	2/9/21		Trichloroethene		0.028	PPM(V/V)	D
SIP-ETC-201	2/9/21		Trichlorofluoromethane	<	0.005	PPM(V/V)	D
SIP-ETC-201	2/9/21		Trichlorotrifluoroethane	<	0.005	PPM(V/V)	D
SIP-ETC-201	2/9/21		Vinyl chloride	<	0.005	PPM(V/V)	D
SIP-ETC-201	2/9/21		cis-1,2-Dichloroethene	<	0.005	PPM(V/V)	D
SIP-ETC-201	2/9/21		trans-1,2-Dichloroethene	<	0.005	PPM(V/V)	D
SIP-ETC-201	5/19/21		1,1,1-Trichloroethane	<	0.005	PPM(V/V)	D
SIP-ETC-201	5/19/21		1,1,2-Trichloroethane	<	0.005	PPM(V/V)	D
SIP-ETC-201	5/19/21		1,1-Dichloroethane	<	0.005	PPM(V/V)	D
SIP-ETC-201	5/19/21		1,1-Dichloroethene	<	0.005	PPM(V/V)	D
SIP-ETC-201	5/19/21		1,2-Dichloroethane	<	0.005	PPM(V/V)	D
SIP-ETC-201	5/19/21		Bromodichloromethane	<	0.005	PPM(V/V)	D
SIP-ETC-201	5/19/21		Bromoform	<	0.005	PPM(V/V)	D
SIP-ETC-201	5/19/21		Carbon tetrachloride	<	0.005	PPM(V/V)	D
SIP-ETC-201	5/19/21		Chloroform	<	0.005	PPM(V/V)	D
SIP-ETC-201	5/19/21		Dibromochloromethane	<	0.005	PPM(V/V)	D
SIP-ETC-201	5/19/21		Tetrachloroethene		0.018	PPM(V/V)	D
SIP-ETC-201	5/19/21		Trichloroethene		0.01	PPM(V/V)	D
SIP-ETC-201	5/19/21		Trichlorofluoromethane	<	0.005	PPM(V/V)	D
SIP-ETC-201	5/19/21		Trichlorotrifluoroethane	<	0.005	PPM(V/V)	D
SIP-ETC-201	5/19/21		Vinyl chloride	<	0.005	PPM(V/V)	D
SIP-ETC-201	5/19/21		cis-1,2-Dichloroethene	<	0.005	PPM(V/V)	D
SIP-ETC-201	5/19/21		trans-1,2-Dichloroethene	<	0.005	PPM(V/V)	D
SIP-ETC-201	8/10/21		1,1,1-Trichloroethane	<	0.005	PPM(V/V)	D
SIP-ETC-201	8/10/21		1,1,2-Trichloroethane	<	0.005	PPM(V/V)	D
SIP-ETC-201	8/10/21		1,1-Dichloroethane	<	0.005	PPM(V/V)	D
SIP-ETC-201	8/10/21		1,1-Dichloroethene	<	0.005	PPM(V/V)	D
SIP-ETC-201	8/10/21		1,2-Dichloroethane	<	0.005	PPM(V/V)	D
SIP-ETC-201	8/10/21		Bromodichloromethane	<	0.005	PPM(V/V)	D
SIP-ETC-201	8/10/21		Bromoform	<	0.005	PPM(V/V)	D
SIP-ETC-201	8/10/21		Carbon tetrachloride	<	0.005	PPM(V/V)	D
SIP-ETC-201	8/10/21		Chloroform	<	0.005	PPM(V/V)	D

Attachment 2. Table 5. Soil vapor analytical data collected from wells, Livermore Site, 2021.

Well	Date	Sample Type	Parameter	LOS Indicator	Result	Units	QA Flag
SIP-ETC-201	8/10/21		Dibromochloromethane		< 0.005	PPM(V/V)	D
SIP-ETC-201	8/10/21		Tetrachloroethene		0.06	PPM(V/V)	D
SIP-ETC-201	8/10/21		Trichloroethene		0.04	PPM(V/V)	D
SIP-ETC-201	8/10/21		Trichlorofluoromethane		< 0.005	PPM(V/V)	D
SIP-ETC-201	8/10/21		Trichlorotrifluoroethane		< 0.005	PPM(V/V)	D
SIP-ETC-201	8/10/21		Vinyl chloride		< 0.005	PPM(V/V)	D
SIP-ETC-201	8/10/21		cis-1,2-Dichloroethene		< 0.005	PPM(V/V)	D
SIP-ETC-201	8/10/21		trans-1,2-Dichloroethene		< 0.005	PPM(V/V)	D
SIP-ETC-201	11/16/21		1,1,1-Trichloroethane		< 0.005	PPM(V/V)	D
SIP-ETC-201	11/16/21		1,1,2-Trichloroethane		< 0.005	PPM(V/V)	D
SIP-ETC-201	11/16/21		1,1-Dichloroethane		< 0.005	PPM(V/V)	D
SIP-ETC-201	11/16/21		1,1-Dichloroethene		< 0.005	PPM(V/V)	D
SIP-ETC-201	11/16/21		1,2-Dichloroethane		< 0.005	PPM(V/V)	D
SIP-ETC-201	11/16/21		Bromodichloromethane		< 0.005	PPM(V/V)	D
SIP-ETC-201	11/16/21		Bromoform		< 0.005	PPM(V/V)	D
SIP-ETC-201	11/16/21		Carbon tetrachloride		< 0.005	PPM(V/V)	D
SIP-ETC-201	11/16/21		Chloroform		< 0.005	PPM(V/V)	D
SIP-ETC-201	11/16/21		Dibromochloromethane		< 0.005	PPM(V/V)	D
SIP-ETC-201	11/16/21		Tetrachloroethene		0.029	PPM(V/V)	D
SIP-ETC-201	11/16/21		Trichloroethene		0.017	PPM(V/V)	D
SIP-ETC-201	11/16/21		Trichlorofluoromethane		< 0.005	PPM(V/V)	D
SIP-ETC-201	11/16/21		Trichlorotrifluoroethane		< 0.005	PPM(V/V)	D
SIP-ETC-201	11/16/21		Vinyl chloride		< 0.005	PPM(V/V)	D
SIP-ETC-201	11/16/21		cis-1,2-Dichloroethene		< 0.005	PPM(V/V)	D
SIP-ETC-201	11/16/21		trans-1,2-Dichloroethene		< 0.005	PPM(V/V)	D
SIP-ETS-209	3/18/21		1,1,1-Trichloroethane		< 0.05	PPM(V/V)	D
SIP-ETS-209	3/18/21		1,1,2-Trichloroethane		< 0.05	PPM(V/V)	D
SIP-ETS-209	3/18/21		1,1-Dichloroethane		0.052	PPM(V/V)	D
SIP-ETS-209	3/18/21		1,1-Dichloroethene		0.79	PPM(V/V)	D
SIP-ETS-209	3/18/21		1,2-Dichloroethane		< 0.05	PPM(V/V)	D
SIP-ETS-209	3/18/21		Bromodichloromethane		< 0.05	PPM(V/V)	D
SIP-ETS-209	3/18/21		Bromoform		< 0.05	PPM(V/V)	D
SIP-ETS-209	3/18/21		Carbon tetrachloride		< 0.05	PPM(V/V)	D
SIP-ETS-209	3/18/21		Chloroform		0.91	PPM(V/V)	D
SIP-ETS-209	3/18/21		Dibromochloromethane		< 0.05	PPM(V/V)	D
SIP-ETS-209	3/18/21		Tetrachloroethene		1.6	PPM(V/V)	D
SIP-ETS-209	3/18/21		Trichloroethene		17	PPM(V/V)	D
SIP-ETS-209	3/18/21		Trichlorofluoromethane		< 0.05	PPM(V/V)	D
SIP-ETS-209	3/18/21		Trichlorotrifluoroethane		0.13	PPM(V/V)	D
SIP-ETS-209	3/18/21		Vinyl chloride		< 0.05	PPM(V/V)	D
SIP-ETS-209	3/18/21		cis-1,2-Dichloroethene		< 0.05	PPM(V/V)	D
SIP-ETS-209	3/18/21		trans-1,2-Dichloroethene		< 0.05	PPM(V/V)	D
SIP-ETS-213	3/18/21		1,1,1-Trichloroethane		< 0.005	PPM(V/V)	D
SIP-ETS-213	3/18/21		1,1,2-Trichloroethane		< 0.005	PPM(V/V)	D
SIP-ETS-213	3/18/21		1,1-Dichloroethane		< 0.005	PPM(V/V)	D
SIP-ETS-213	3/18/21		1,1-Dichloroethene		< 0.005	PPM(V/V)	D
SIP-ETS-213	3/18/21		1,2-Dichloroethane		< 0.005	PPM(V/V)	D
SIP-ETS-213	3/18/21		Bromodichloromethane		< 0.005	PPM(V/V)	D
SIP-ETS-213	3/18/21		Bromoform		< 0.005	PPM(V/V)	D
SIP-ETS-213	3/18/21		Carbon tetrachloride		< 0.005	PPM(V/V)	D
SIP-ETS-213	3/18/21		Chloroform		0.0084	PPM(V/V)	D
SIP-ETS-213	3/18/21		Dibromochloromethane		< 0.005	PPM(V/V)	D
SIP-ETS-213	3/18/21		Tetrachloroethene		< 0.005	PPM(V/V)	D
SIP-ETS-213	3/18/21		Trichloroethene		0.084	PPM(V/V)	D
SIP-ETS-213	3/18/21		Trichlorofluoromethane		< 0.005	PPM(V/V)	D
SIP-ETS-213	3/18/21		Trichlorotrifluoroethane		0.014	PPM(V/V)	D
SIP-ETS-213	3/18/21		Vinyl chloride		< 0.005	PPM(V/V)	D
SIP-ETS-213	3/18/21		cis-1,2-Dichloroethene		< 0.005	PPM(V/V)	D
SIP-ETS-213	3/18/21		trans-1,2-Dichloroethene		< 0.005	PPM(V/V)	D
SIP-ETS-215	11/2/21		1,1,1-Trichloroethane		< 0.005	PPM(V/V)	D
SIP-ETS-215	11/2/21		1,1,2-Trichloroethane		< 0.005	PPM(V/V)	D
SIP-ETS-215	11/2/21		1,1-Dichloroethane		< 0.005	PPM(V/V)	D
SIP-ETS-215	11/2/21		1,1-Dichloroethene		0.0097	PPM(V/V)	D
SIP-ETS-215	11/2/21		1,2-Dichloroethane		< 0.005	PPM(V/V)	D

Attachment 2. Table 5. Soil vapor analytical data collected from wells, Livermore Site, 2021.

Well	Date	Sample Type	Parameter	LOS Indicator	Result	Units	QA Flag
SIP-ETS-215	11/2/21		Bromodichloromethane	<	0.005	PPM(V/V)	D
SIP-ETS-215	11/2/21		Bromoform	<	0.005	PPM(V/V)	D
SIP-ETS-215	11/2/21		Carbon tetrachloride	<	0.005	PPM(V/V)	D
SIP-ETS-215	11/2/21		Chloroform		0.0063	PPM(V/V)	D
SIP-ETS-215	11/2/21		Dibromochloromethane	<	0.005	PPM(V/V)	D
SIP-ETS-215	11/2/21		Tetrachloroethene		0.0085	PPM(V/V)	D
SIP-ETS-215	11/2/21		Trichloroethene		0.051	PPM(V/V)	D
SIP-ETS-215	11/2/21		Trichlorofluoromethane	<	0.005	PPM(V/V)	D
SIP-ETS-215	11/2/21		Trichlorotrifluoroethane	<	0.005	PPM(V/V)	D
SIP-ETS-215	11/2/21		Vinyl chloride	<	0.005	PPM(V/V)	D
SIP-ETS-215	11/2/21		cis-1,2-Dichloroethene	<	0.005	PPM(V/V)	D
SIP-ETS-215	11/2/21		trans-1,2-Dichloroethene	<	0.005	PPM(V/V)	D
SIP-ETS-302	3/18/21		1,1,1-Trichloroethane	<	0.01	PPM(V/V)	D
SIP-ETS-302	3/18/21		1,1,2-Trichloroethane	<	0.01	PPM(V/V)	D
SIP-ETS-302	3/18/21		1,1-Dichloroethane	<	0.01	PPM(V/V)	D
SIP-ETS-302	3/18/21		1,1-Dichloroethene		0.054	PPM(V/V)	D
SIP-ETS-302	3/18/21		1,2-Dichloroethane	<	0.01	PPM(V/V)	D
SIP-ETS-302	3/18/21		Bromodichloromethane	<	0.01	PPM(V/V)	D
SIP-ETS-302	3/18/21		Bromoform	<	0.01	PPM(V/V)	D
SIP-ETS-302	3/18/21		Carbon tetrachloride	<	0.01	PPM(V/V)	D
SIP-ETS-302	3/18/21		Chloroform		0.018	PPM(V/V)	D
SIP-ETS-302	3/18/21		Dibromochloromethane	<	0.01	PPM(V/V)	D
SIP-ETS-302	3/18/21		Tetrachloroethene		0.04	PPM(V/V)	D
SIP-ETS-302	3/18/21		Trichloroethene		0.46	PPM(V/V)	D
SIP-ETS-302	3/18/21		Trichlorofluoromethane	<	0.01	PPM(V/V)	D
SIP-ETS-302	3/18/21		Trichlorotrifluoroethane		0.21	PPM(V/V)	D
SIP-ETS-302	3/18/21		Vinyl chloride	<	0.01	PPM(V/V)	D
SIP-ETS-302	3/18/21		cis-1,2-Dichloroethene	<	0.01	PPM(V/V)	D
SIP-ETS-302	3/18/21		trans-1,2-Dichloroethene	<	0.01	PPM(V/V)	D
SIP-ETS-303	5/6/21		1,1,1-Trichloroethane	<	0.005	PPM(V/V)	D
SIP-ETS-303	5/6/21		1,1,2-Trichloroethane	<	0.005	PPM(V/V)	D
SIP-ETS-303	5/6/21		1,1-Dichloroethane		0.013	PPM(V/V)	D
SIP-ETS-303	5/6/21		1,1-Dichloroethene		0.53	PPM(V/V)	D
SIP-ETS-303	5/6/21		1,2-Dichloroethane		0.013	PPM(V/V)	D
SIP-ETS-303	5/6/21		Bromodichloromethane	<	0.005	PPM(V/V)	D
SIP-ETS-303	5/6/21		Bromoform	<	0.005	PPM(V/V)	D
SIP-ETS-303	5/6/21		Carbon tetrachloride		0.097	PPM(V/V)	D
SIP-ETS-303	5/6/21		Chloroform		0.19	PPM(V/V)	D
SIP-ETS-303	5/6/21		Dibromochloromethane	<	0.005	PPM(V/V)	D
SIP-ETS-303	5/6/21		Tetrachloroethene		0.46	PPM(V/V)	D
SIP-ETS-303	5/6/21		Trichloroethene		4.2	PPM(V/V)	D
SIP-ETS-303	5/6/21		Trichlorofluoromethane	<	0.005	PPM(V/V)	D
SIP-ETS-303	5/6/21		Trichlorotrifluoroethane		2.7	PPM(V/V)	D
SIP-ETS-303	5/6/21		Vinyl chloride	<	0.005	PPM(V/V)	D
SIP-ETS-303	5/6/21		cis-1,2-Dichloroethene	<	0.005	PPM(V/V)	D
SIP-ETS-303	5/6/21		trans-1,2-Dichloroethene	<	0.005	PPM(V/V)	D
SIP-ETS-303	11/4/21		1,1,1-Trichloroethane	<	0.05	PPM(V/V)	D
SIP-ETS-303	11/4/21		1,1,2-Trichloroethane	<	0.05	PPM(V/V)	D
SIP-ETS-303	11/4/21		1,1-Dichloroethane	<	0.05	PPM(V/V)	D
SIP-ETS-303	11/4/21		1,1-Dichloroethene		0.52	PPM(V/V)	D
SIP-ETS-303	11/4/21		1,2-Dichloroethane	<	0.05	PPM(V/V)	D
SIP-ETS-303	11/4/21		Bromodichloromethane	<	0.05	PPM(V/V)	D
SIP-ETS-303	11/4/21		Bromoform	<	0.05	PPM(V/V)	D
SIP-ETS-303	11/4/21		Carbon tetrachloride		0.059	PPM(V/V)	D
SIP-ETS-303	11/4/21		Chloroform		0.32	PPM(V/V)	D
SIP-ETS-303	11/4/21		Dibromochloromethane	<	0.05	PPM(V/V)	D
SIP-ETS-303	11/4/21		Tetrachloroethene		0.61	PPM(V/V)	D
SIP-ETS-303	11/4/21		Trichloroethene		7.1	PPM(V/V)	D
SIP-ETS-303	11/4/21		Trichlorofluoromethane	<	0.05	PPM(V/V)	D
SIP-ETS-303	11/4/21		Trichlorotrifluoroethane		1.2	PPM(V/V)	D
SIP-ETS-303	11/4/21		Vinyl chloride	<	0.05	PPM(V/V)	D
SIP-ETS-303	11/4/21		cis-1,2-Dichloroethene	<	0.05	PPM(V/V)	D
SIP-ETS-303	11/4/21		trans-1,2-Dichloroethene	<	0.05	PPM(V/V)	D
SIP-ETS-304	5/6/21		1,1,1-Trichloroethane	<	0.005	PPM(V/V)	D

Attachment 2. Table 5. Soil vapor analytical data collected from wells, Livermore Site, 2021.

Well	Date	Sample Type	Parameter	LOS Indicator	Result	Units	QA Flag
SIP-ETS-304	5/6/21		1,1,2-Trichloroethane	<	0.005	PPM(V/V)	D
SIP-ETS-304	5/6/21		1,1-Dichloroethane	<	0.005	PPM(V/V)	D
SIP-ETS-304	5/6/21		1,1-Dichloroethene		0.079	PPM(V/V)	D
SIP-ETS-304	5/6/21		1,2-Dichloroethane	<	0.005	PPM(V/V)	D
SIP-ETS-304	5/6/21		Bromodichloromethane	<	0.005	PPM(V/V)	D
SIP-ETS-304	5/6/21		Bromoform	<	0.005	PPM(V/V)	D
SIP-ETS-304	5/6/21		Carbon tetrachloride	<	0.005	PPM(V/V)	D
SIP-ETS-304	5/6/21		Chloroform		0.034	PPM(V/V)	D
SIP-ETS-304	5/6/21		Dibromochloromethane	<	0.005	PPM(V/V)	D
SIP-ETS-304	5/6/21		Tetrachloroethene		0.09	PPM(V/V)	D
SIP-ETS-304	5/6/21		Trichloroethene		0.49	PPM(V/V)	D
SIP-ETS-304	5/6/21		Trichlorofluoromethane	<	0.005	PPM(V/V)	D
SIP-ETS-304	5/6/21		Trichlorotrifluoroethane		0.016	PPM(V/V)	D
SIP-ETS-304	5/6/21		Vinyl chloride	<	0.005	PPM(V/V)	D
SIP-ETS-304	5/6/21		cis-1,2-Dichloroethene	<	0.005	PPM(V/V)	D
SIP-ETS-304	5/6/21		trans-1,2-Dichloroethene	<	0.005	PPM(V/V)	D
SIP-ETS-306	5/6/21		1,1,1-Trichloroethane	<	0.005	PPM(V/V)	D
SIP-ETS-306	5/6/21		1,1,2-Trichloroethane	<	0.005	PPM(V/V)	D
SIP-ETS-306	5/6/21		1,1-Dichloroethane	<	0.005	PPM(V/V)	D
SIP-ETS-306	5/6/21		1,1-Dichloroethene		0.12	PPM(V/V)	D
SIP-ETS-306	5/6/21		1,2-Dichloroethane	<	0.005	PPM(V/V)	D
SIP-ETS-306	5/6/21		Bromodichloromethane	<	0.005	PPM(V/V)	D
SIP-ETS-306	5/6/21		Bromoform	<	0.005	PPM(V/V)	D
SIP-ETS-306	5/6/21		Carbon tetrachloride		0.017	PPM(V/V)	D
SIP-ETS-306	5/6/21		Chloroform	<	0.005	PPM(V/V)	D
SIP-ETS-306	5/6/21		Dibromochloromethane	<	0.005	PPM(V/V)	D
SIP-ETS-306	5/6/21		Tetrachloroethene		0.058	PPM(V/V)	D
SIP-ETS-306	5/6/21		Trichloroethene		0.14	PPM(V/V)	D
SIP-ETS-306	5/6/21		Trichlorofluoromethane	<	0.005	PPM(V/V)	D
SIP-ETS-306	5/6/21		Trichlorotrifluoroethane		0.33	PPM(V/V)	D
SIP-ETS-306	5/6/21		Vinyl chloride	<	0.005	PPM(V/V)	D
SIP-ETS-306	5/6/21		cis-1,2-Dichloroethene	<	0.005	PPM(V/V)	D
SIP-ETS-306	5/6/21		trans-1,2-Dichloroethene	<	0.005	PPM(V/V)	D
SIP-ETS-401	5/6/21		1,1,1-Trichloroethane	<	0.05	PPM(V/V)	D
SIP-ETS-401	5/6/21		1,1,2-Trichloroethane	<	0.05	PPM(V/V)	D
SIP-ETS-401	5/6/21		1,1-Dichloroethane	<	0.05	PPM(V/V)	D
SIP-ETS-401	5/6/21		1,1-Dichloroethene		0.9	PPM(V/V)	D
SIP-ETS-401	5/6/21		1,2-Dichloroethane	<	0.05	PPM(V/V)	D
SIP-ETS-401	5/6/21		Bromodichloromethane	<	0.05	PPM(V/V)	D
SIP-ETS-401	5/6/21		Bromoform	<	0.05	PPM(V/V)	D
SIP-ETS-401	5/6/21		Carbon tetrachloride		0.12	PPM(V/V)	D
SIP-ETS-401	5/6/21		Chloroform		0.11	PPM(V/V)	D
SIP-ETS-401	5/6/21		Dibromochloromethane	<	0.05	PPM(V/V)	D
SIP-ETS-401	5/6/21		Tetrachloroethene		0.37	PPM(V/V)	D
SIP-ETS-401	5/6/21		Trichloroethene		2.2	PPM(V/V)	D
SIP-ETS-401	5/6/21		Trichlorofluoromethane	<	0.05	PPM(V/V)	D
SIP-ETS-401	5/6/21		Trichlorotrifluoroethane		12	PPM(V/V)	D
SIP-ETS-401	5/6/21		Vinyl chloride	<	0.05	PPM(V/V)	D
SIP-ETS-401	5/6/21		cis-1,2-Dichloroethene	<	0.05	PPM(V/V)	D
SIP-ETS-401	5/6/21		trans-1,2-Dichloroethene	<	0.05	PPM(V/V)	D
SIP-ETS-402	3/18/21		1,1,1-Trichloroethane	<	0.05	PPM(V/V)	D
SIP-ETS-402	3/18/21		1,1,2-Trichloroethane	<	0.05	PPM(V/V)	D
SIP-ETS-402	3/18/21		1,1-Dichloroethane	<	0.05	PPM(V/V)	D
SIP-ETS-402	3/18/21		1,1-Dichloroethene		0.55	PPM(V/V)	D
SIP-ETS-402	3/18/21		1,2-Dichloroethane	<	0.05	PPM(V/V)	D
SIP-ETS-402	3/18/21		Bromodichloromethane	<	0.05	PPM(V/V)	D
SIP-ETS-402	3/18/21		Bromoform	<	0.05	PPM(V/V)	D
SIP-ETS-402	3/18/21		Carbon tetrachloride		0.062	PPM(V/V)	D
SIP-ETS-402	3/18/21		Chloroform	<	0.05	PPM(V/V)	D
SIP-ETS-402	3/18/21		Dibromochloromethane	<	0.05	PPM(V/V)	D
SIP-ETS-402	3/18/21		Tetrachloroethene		0.24	PPM(V/V)	D
SIP-ETS-402	3/18/21		Trichloroethene		1.4	PPM(V/V)	D
SIP-ETS-402	3/18/21		Trichlorofluoromethane	<	0.05	PPM(V/V)	D
SIP-ETS-402	3/18/21		Trichlorotrifluoroethane		5.2	PPM(V/V)	D

Attachment 2. Table 5. Soil vapor analytical data collected from wells, Livermore Site, 2021.

Well	Date	Sample Type	Parameter	LOS Indicator	Result	Units	QA Flag
SIP-ETS-402	3/18/21		Vinyl chloride		< 0.05	PPM(V/V)	D
SIP-ETS-402	3/18/21		cis-1,2-Dichloroethene		< 0.05	PPM(V/V)	D
SIP-ETS-402	3/18/21		trans-1,2-Dichloroethene		< 0.05	PPM(V/V)	D
SIP-ETS-404	3/18/21		1,1,1-Trichloroethane		< 0.005	PPM(V/V)	D
SIP-ETS-404	3/18/21		1,1,2-Trichloroethane		< 0.005	PPM(V/V)	D
SIP-ETS-404	3/18/21		1,1-Dichloroethane		< 0.005	PPM(V/V)	D
SIP-ETS-404	3/18/21		1,1-Dichloroethene		0.0068	PPM(V/V)	D
SIP-ETS-404	3/18/21		1,2-Dichloroethane		< 0.005	PPM(V/V)	D
SIP-ETS-404	3/18/21		Bromodichloromethane		< 0.005	PPM(V/V)	D
SIP-ETS-404	3/18/21		Bromoform		< 0.005	PPM(V/V)	D
SIP-ETS-404	3/18/21		Carbon tetrachloride		< 0.005	PPM(V/V)	D
SIP-ETS-404	3/18/21		Chloroform		< 0.005	PPM(V/V)	D
SIP-ETS-404	3/18/21		Dibromochloromethane		< 0.005	PPM(V/V)	D
SIP-ETS-404	3/18/21		Tetrachloroethene		< 0.005	PPM(V/V)	D
SIP-ETS-404	3/18/21		Trichloroethene		0.01	PPM(V/V)	D
SIP-ETS-404	3/18/21		Trichlorofluoromethane		< 0.005	PPM(V/V)	D
SIP-ETS-404	3/18/21		Trichlorotrifluoroethane		< 0.005	PPM(V/V)	D
SIP-ETS-404	3/18/21		Vinyl chloride		< 0.005	PPM(V/V)	D
SIP-ETS-404	3/18/21		cis-1,2-Dichloroethene		< 0.005	PPM(V/V)	D
SIP-ETS-404	3/18/21		trans-1,2-Dichloroethene		< 0.005	PPM(V/V)	D
SIP-ETS-601	11/4/21		1,1,1-Trichloroethane		< 0.005	PPM(V/V)	D
SIP-ETS-601	11/4/21		1,1,2-Trichloroethane		< 0.005	PPM(V/V)	D
SIP-ETS-601	11/4/21		1,1-Dichloroethane		< 0.005	PPM(V/V)	D
SIP-ETS-601	11/4/21		1,1-Dichloroethene		< 0.005	PPM(V/V)	D
SIP-ETS-601	11/4/21		1,2-Dichloroethane		< 0.005	PPM(V/V)	D
SIP-ETS-601	11/4/21		Bromodichloromethane		< 0.005	PPM(V/V)	D
SIP-ETS-601	11/4/21		Bromoform		< 0.005	PPM(V/V)	D
SIP-ETS-601	11/4/21		Carbon tetrachloride		< 0.005	PPM(V/V)	D
SIP-ETS-601	11/4/21		Chloroform		< 0.005	PPM(V/V)	D
SIP-ETS-601	11/4/21		Dibromochloromethane		< 0.005	PPM(V/V)	D
SIP-ETS-601	11/4/21		Tetrachloroethene		< 0.005	PPM(V/V)	D
SIP-ETS-601	11/4/21		Trichloroethene		0.012	PPM(V/V)	D
SIP-ETS-601	11/4/21		Trichlorofluoromethane		< 0.005	PPM(V/V)	D
SIP-ETS-601	11/4/21		Trichlorotrifluoroethane		< 0.005	PPM(V/V)	D
SIP-ETS-601	11/4/21		Vinyl chloride		< 0.005	PPM(V/V)	D
SIP-ETS-601	11/4/21		cis-1,2-Dichloroethene		< 0.005	PPM(V/V)	D
SIP-ETS-601	11/4/21		trans-1,2-Dichloroethene		< 0.005	PPM(V/V)	D
SVB-518-201	11/23/21		1,1,1-Trichloroethane		< 0.005	PPM(V/V)	D
SVB-518-201	11/23/21		1,1,2-Trichloroethane		< 0.005	PPM(V/V)	D
SVB-518-201	11/23/21		1,1-Dichloroethane		< 0.005	PPM(V/V)	D
SVB-518-201	11/23/21		1,1-Dichloroethene		< 0.005	PPM(V/V)	D
SVB-518-201	11/23/21		1,2-Dichloroethane		< 0.005	PPM(V/V)	D
SVB-518-201	11/23/21		Bromodichloromethane		< 0.005	PPM(V/V)	D
SVB-518-201	11/23/21		Bromoform		< 0.005	PPM(V/V)	D
SVB-518-201	11/23/21		Carbon tetrachloride		< 0.005	PPM(V/V)	D
SVB-518-201	11/23/21		Chloroform		< 0.005	PPM(V/V)	D
SVB-518-201	11/23/21		Dibromochloromethane		< 0.005	PPM(V/V)	D
SVB-518-201	11/23/21		Tetrachloroethene		< 0.005	PPM(V/V)	D
SVB-518-201	11/23/21		Trichloroethene		< 0.005	PPM(V/V)	D
SVB-518-201	11/23/21		Trichlorofluoromethane		< 0.005	PPM(V/V)	D
SVB-518-201	11/23/21		Trichlorotrifluoroethane		< 0.005	PPM(V/V)	D
SVB-518-201	11/23/21		Vinyl chloride		< 0.005	PPM(V/V)	D
SVB-518-201	11/23/21		cis-1,2-Dichloroethene		< 0.005	PPM(V/V)	D
SVB-518-201	11/23/21		trans-1,2-Dichloroethene		< 0.005	PPM(V/V)	D
SVB-518-202	11/23/21		1,1,1-Trichloroethane		< 0.005	PPM(V/V)	D
SVB-518-202	11/23/21		1,1,2-Trichloroethane		< 0.005	PPM(V/V)	D
SVB-518-202	11/23/21		1,1-Dichloroethane		< 0.005	PPM(V/V)	D
SVB-518-202	11/23/21		1,1-Dichloroethene		< 0.005	PPM(V/V)	D
SVB-518-202	11/23/21		1,2-Dichloroethane		< 0.005	PPM(V/V)	D
SVB-518-202	11/23/21		Bromodichloromethane		< 0.005	PPM(V/V)	D
SVB-518-202	11/23/21		Bromoform		< 0.005	PPM(V/V)	D
SVB-518-202	11/23/21		Carbon tetrachloride		< 0.005	PPM(V/V)	D
SVB-518-202	11/23/21		Chloroform		< 0.005	PPM(V/V)	D
SVB-518-202	11/23/21		Dibromochloromethane		< 0.005	PPM(V/V)	D

Attachment 2. Table 5. Soil vapor analytical data collected from wells, Livermore Site, 2021.

Well	Date	Sample Type	Parameter	LOS Indicator	Result	Units	QA Flag
SVB-518-202	11/23/21		Tetrachloroethene		< 0.005	PPM(V/V)	D
SVB-518-202	11/23/21		Trichloroethene		< 0.005	PPM(V/V)	D
SVB-518-202	11/23/21		Trichlorofluoromethane		< 0.005	PPM(V/V)	D
SVB-518-202	11/23/21		Trichlorotrifluoroethane		< 0.005	PPM(V/V)	D
SVB-518-202	11/23/21		Vinyl chloride		< 0.005	PPM(V/V)	D
SVB-518-202	11/23/21		cis-1,2-Dichloroethene		< 0.005	PPM(V/V)	D
SVB-518-202	11/23/21		trans-1,2-Dichloroethene		< 0.005	PPM(V/V)	D
SVB-518-204	2/17/21		1,1,1-Trichloroethane		< 0.005	PPM(V/V)	D
SVB-518-204	2/17/21		1,1,2-Trichloroethane		< 0.005	PPM(V/V)	D
SVB-518-204	2/17/21		1,1-Dichloroethane		< 0.005	PPM(V/V)	D
SVB-518-204	2/17/21		1,1-Dichloroethene		< 0.005	PPM(V/V)	D
SVB-518-204	2/17/21		1,2-Dichloroethane		< 0.005	PPM(V/V)	D
SVB-518-204	2/17/21		Bromodichloromethane		< 0.005	PPM(V/V)	D
SVB-518-204	2/17/21		Bromoform		< 0.005	PPM(V/V)	D
SVB-518-204	2/17/21		Carbon tetrachloride		< 0.005	PPM(V/V)	D
SVB-518-204	2/17/21		Chloroform		< 0.005	PPM(V/V)	D
SVB-518-204	2/17/21		Dibromochloromethane		< 0.005	PPM(V/V)	D
SVB-518-204	2/17/21		Tetrachloroethene		0.16	PPM(V/V)	D
SVB-518-204	2/17/21		Trichloroethene		0.2	PPM(V/V)	D
SVB-518-204	2/17/21		Trichlorofluoromethane		< 0.005	PPM(V/V)	D
SVB-518-204	2/17/21		Trichlorotrifluoroethane		< 0.005	PPM(V/V)	D
SVB-518-204	2/17/21		Vinyl chloride		< 0.005	PPM(V/V)	D
SVB-518-204	2/17/21		cis-1,2-Dichloroethene		< 0.005	PPM(V/V)	D
SVB-518-204	2/17/21		trans-1,2-Dichloroethene		< 0.005	PPM(V/V)	D
SVB-518-204	4/21/21		1,1,1-Trichloroethane		< 0.005	PPM(V/V)	D
SVB-518-204	4/21/21		1,1,2-Trichloroethane		< 0.005	PPM(V/V)	D
SVB-518-204	4/21/21		1,1-Dichloroethane		< 0.005	PPM(V/V)	D
SVB-518-204	4/21/21		1,1-Dichloroethene		< 0.005	PPM(V/V)	D
SVB-518-204	4/21/21		1,2-Dichloroethane		< 0.005	PPM(V/V)	D
SVB-518-204	4/21/21		Bromodichloromethane		< 0.005	PPM(V/V)	D
SVB-518-204	4/21/21		Bromoform		< 0.005	PPM(V/V)	D
SVB-518-204	4/21/21		Carbon tetrachloride		< 0.005	PPM(V/V)	D
SVB-518-204	4/21/21		Chloroform		< 0.005	PPM(V/V)	D
SVB-518-204	4/21/21		Dibromochloromethane		< 0.005	PPM(V/V)	D
SVB-518-204	4/21/21		Tetrachloroethene		0.039	PPM(V/V)	D
SVB-518-204	4/21/21		Trichloroethene		0.014	PPM(V/V)	D
SVB-518-204	4/21/21		Trichlorofluoromethane		< 0.005	PPM(V/V)	D
SVB-518-204	4/21/21		Trichlorotrifluoroethane		< 0.005	PPM(V/V)	D
SVB-518-204	4/21/21		Vinyl chloride		< 0.005	PPM(V/V)	D
SVB-518-204	4/21/21		cis-1,2-Dichloroethene		< 0.005	PPM(V/V)	D
SVB-518-204	4/21/21		trans-1,2-Dichloroethene		< 0.005	PPM(V/V)	D
SVB-518-204	8/10/21		1,1,1-Trichloroethane		< 0.005	PPM(V/V)	D
SVB-518-204	8/10/21		1,1,2-Trichloroethane		< 0.005	PPM(V/V)	D
SVB-518-204	8/10/21		1,1-Dichloroethane		< 0.005	PPM(V/V)	D
SVB-518-204	8/10/21		1,1-Dichloroethene		< 0.005	PPM(V/V)	D
SVB-518-204	8/10/21		1,2-Dichloroethane		< 0.005	PPM(V/V)	D
SVB-518-204	8/10/21		Bromodichloromethane		< 0.005	PPM(V/V)	D
SVB-518-204	8/10/21		Bromoform		< 0.005	PPM(V/V)	D
SVB-518-204	8/10/21		Carbon tetrachloride		< 0.005	PPM(V/V)	D
SVB-518-204	8/10/21		Chloroform		< 0.005	PPM(V/V)	D
SVB-518-204	8/10/21		Dibromochloromethane		< 0.005	PPM(V/V)	D
SVB-518-204	8/10/21		Tetrachloroethene		0.044	PPM(V/V)	D
SVB-518-204	8/10/21		Trichloroethene		0.023	PPM(V/V)	D
SVB-518-204	8/10/21		Trichlorofluoromethane		< 0.005	PPM(V/V)	D
SVB-518-204	8/10/21		Trichlorotrifluoroethane		< 0.005	PPM(V/V)	D
SVB-518-204	8/10/21		Vinyl chloride		< 0.005	PPM(V/V)	D
SVB-518-204	8/10/21		cis-1,2-Dichloroethene		< 0.005	PPM(V/V)	D
SVB-518-204	8/10/21		trans-1,2-Dichloroethene		< 0.005	PPM(V/V)	D
SVB-518-204	11/16/21		1,1,1-Trichloroethane		< 0.005	PPM(V/V)	D
SVB-518-204	11/16/21		1,1,2-Trichloroethane		< 0.005	PPM(V/V)	D
SVB-518-204	11/16/21		1,1-Dichloroethane		< 0.005	PPM(V/V)	D
SVB-518-204	11/16/21		1,1-Dichloroethene		< 0.005	PPM(V/V)	D
SVB-518-204	11/16/21		1,2-Dichloroethane		< 0.005	PPM(V/V)	D
SVB-518-204	11/16/21		Bromodichloromethane		< 0.005	PPM(V/V)	D

Attachment 2. Table 5. Soil vapor analytical data collected from wells, Livermore Site, 2021.

Well	Date	Sample Type	Parameter	LOS Indicator	Result	Units	QA Flag
SVB-518-204	11/16/21		Bromoform		< 0.005	PPM(V/V)	D
SVB-518-204	11/16/21		Carbon tetrachloride		< 0.005	PPM(V/V)	D
SVB-518-204	11/16/21		Chloroform		< 0.005	PPM(V/V)	D
SVB-518-204	11/16/21		Dibromochloromethane		< 0.005	PPM(V/V)	D
SVB-518-204	11/16/21		Tetrachloroethene		0.056	PPM(V/V)	D
SVB-518-204	11/16/21		Trichloroethene		0.016	PPM(V/V)	D
SVB-518-204	11/16/21		Trichlorofluoromethane		< 0.005	PPM(V/V)	D
SVB-518-204	11/16/21		Trichlorotrifluoroethane		< 0.005	PPM(V/V)	D
SVB-518-204	11/16/21		Vinyl chloride		< 0.005	PPM(V/V)	D
SVB-518-204	11/16/21		cis-1,2-Dichloroethene		< 0.005	PPM(V/V)	D
SVB-518-204	11/16/21		trans-1,2-Dichloroethene		< 0.005	PPM(V/V)	D
SVB-518-302	10/25/21		1,1,1-Trichloroethane		< 0.005	PPM(V/V)	D
SVB-518-302	10/25/21		1,1,2-Trichloroethane		< 0.005	PPM(V/V)	D
SVB-518-302	10/25/21		1,1-Dichloroethane		< 0.005	PPM(V/V)	D
SVB-518-302	10/25/21		1,1-Dichloroethene		< 0.005	PPM(V/V)	D
SVB-518-302	10/25/21		1,2-Dichloroethane		< 0.005	PPM(V/V)	D
SVB-518-302	10/25/21		Bromodichloromethane		< 0.005	PPM(V/V)	D
SVB-518-302	10/25/21		Bromoform		< 0.005	PPM(V/V)	D
SVB-518-302	10/25/21		Carbon tetrachloride		< 0.005	PPM(V/V)	D
SVB-518-302	10/25/21		Chloroform		< 0.005	PPM(V/V)	D
SVB-518-302	10/25/21		Dibromochloromethane		< 0.005	PPM(V/V)	D
SVB-518-302	10/25/21		Tetrachloroethene		< 0.005	PPM(V/V)	D
SVB-518-302	10/25/21		Trichloroethene		< 0.005	PPM(V/V)	D
SVB-518-302	10/25/21		Trichlorofluoromethane		< 0.005	PPM(V/V)	D
SVB-518-302	10/25/21		Trichlorotrifluoroethane		< 0.005	PPM(V/V)	D
SVB-518-302	10/25/21		Vinyl chloride		< 0.005	PPM(V/V)	D
SVB-518-302	10/25/21		cis-1,2-Dichloroethene		< 0.005	PPM(V/V)	D
SVB-518-302	10/25/21		trans-1,2-Dichloroethene		< 0.005	PPM(V/V)	D
SVI-ETS-504	3/23/21		1,1,1-Trichloroethane		< 0.005	PPM(V/V)	D
SVI-ETS-504	3/23/21		1,1,2-Trichloroethane		< 0.005	PPM(V/V)	D
SVI-ETS-504	3/23/21		1,1-Dichloroethane		< 0.005	PPM(V/V)	D
SVI-ETS-504	3/23/21		1,1-Dichloroethene		< 0.005	PPM(V/V)	D
SVI-ETS-504	3/23/21		1,2-Dichloroethane		< 0.005	PPM(V/V)	D
SVI-ETS-504	3/23/21		Bromodichloromethane		< 0.005	PPM(V/V)	D
SVI-ETS-504	3/23/21		Bromoform		< 0.005	PPM(V/V)	D
SVI-ETS-504	3/23/21		Carbon tetrachloride		< 0.005	PPM(V/V)	D
SVI-ETS-504	3/23/21		Chloroform		0.26	PPM(V/V)	D
SVI-ETS-504	3/23/21		Dibromochloromethane		< 0.005	PPM(V/V)	D
SVI-ETS-504	3/23/21		Tetrachloroethene		0.096	PPM(V/V)	D
SVI-ETS-504	3/23/21		Trichloroethene		0.36	PPM(V/V)	D
SVI-ETS-504	3/23/21		Trichlorofluoromethane		< 0.005	PPM(V/V)	D
SVI-ETS-504	3/23/21		Trichlorotrifluoroethane		< 0.005	PPM(V/V)	D
SVI-ETS-504	3/23/21		Vinyl chloride		< 0.005	PPM(V/V)	D
SVI-ETS-504	3/23/21		cis-1,2-Dichloroethene		< 0.005	PPM(V/V)	D
SVI-ETS-504	3/23/21		trans-1,2-Dichloroethene		< 0.005	PPM(V/V)	D
SVI-ETS-504	5/27/21		1,1,1-Trichloroethane		< 0.005	PPM(V/V)	D
SVI-ETS-504	5/27/21		1,1,2-Trichloroethane		< 0.005	PPM(V/V)	D
SVI-ETS-504	5/27/21		1,1-Dichloroethane		< 0.005	PPM(V/V)	D
SVI-ETS-504	5/27/21		1,1-Dichloroethene		< 0.005	PPM(V/V)	D
SVI-ETS-504	5/27/21		1,2-Dichloroethane		< 0.005	PPM(V/V)	D
SVI-ETS-504	5/27/21		Bromodichloromethane		< 0.005	PPM(V/V)	D
SVI-ETS-504	5/27/21		Bromoform		< 0.005	PPM(V/V)	D
SVI-ETS-504	5/27/21		Carbon tetrachloride		< 0.005	PPM(V/V)	D
SVI-ETS-504	5/27/21		Chloroform		< 0.005	PPM(V/V)	D
SVI-ETS-504	5/27/21		Dibromochloromethane		< 0.005	PPM(V/V)	D
SVI-ETS-504	5/27/21		Tetrachloroethene		< 0.005	PPM(V/V)	D
SVI-ETS-504	5/27/21		Trichloroethene		< 0.005	PPM(V/V)	D
SVI-ETS-504	5/27/21		Trichlorofluoromethane		< 0.005	PPM(V/V)	D
SVI-ETS-504	5/27/21		Trichlorotrifluoroethane		< 0.005	PPM(V/V)	D
SVI-ETS-504	5/27/21		Vinyl chloride		< 0.005	PPM(V/V)	D
SVI-ETS-504	5/27/21		cis-1,2-Dichloroethene		< 0.005	PPM(V/V)	D
SVI-ETS-504	5/27/21		trans-1,2-Dichloroethene		< 0.005	PPM(V/V)	D
SVI-ETS-504	11/10/21		1,1,1-Trichloroethane		< 0.005	PPM(V/V)	D
SVI-ETS-504	11/10/21		1,1,2-Trichloroethane		< 0.005	PPM(V/V)	D

Attachment 2. Table 5. Soil vapor analytical data collected from wells, Livermore Site, 2021.

Well	Date	Sample Type	Parameter	LOS Indicator	Result	Units	QA Flag
SVI-ETS-504	11/10/21		1,1-Dichloroethane		< 0.005	PPM(V/V)	D
SVI-ETS-504	11/10/21		1,1-Dichloroethene		0.0079	PPM(V/V)	D
SVI-ETS-504	11/10/21		1,2-Dichloroethane		< 0.005	PPM(V/V)	D
SVI-ETS-504	11/10/21		Bromodichloromethane		< 0.005	PPM(V/V)	D
SVI-ETS-504	11/10/21		Bromoform		< 0.005	PPM(V/V)	D
SVI-ETS-504	11/10/21		Carbon tetrachloride		< 0.005	PPM(V/V)	D
SVI-ETS-504	11/10/21		Chloroform		0.067	PPM(V/V)	D
SVI-ETS-504	11/10/21		Dibromochloromethane		< 0.005	PPM(V/V)	D
SVI-ETS-504	11/10/21		Tetrachloroethene		0.11	PPM(V/V)	D
SVI-ETS-504	11/10/21		Trichloroethene		0.35	PPM(V/V)	D
SVI-ETS-504	11/10/21		Trichlorofluoromethane		< 0.005	PPM(V/V)	D
SVI-ETS-504	11/10/21		Trichlorotrifluoroethane		< 0.005	PPM(V/V)	D
SVI-ETS-504	11/10/21		Vinyl chloride		< 0.005	PPM(V/V)	D
SVI-ETS-504	11/10/21		cis-1,2-Dichloroethene		< 0.005	PPM(V/V)	D
SVI-ETS-504	11/10/21		trans-1,2-Dichloroethene		< 0.005	PPM(V/V)	D
W-112	11/23/21		1,1,1-Trichloroethane		< 0.005	PPM(V/V)	D
W-112	11/23/21		1,1,2-Trichloroethane		< 0.005	PPM(V/V)	D
W-112	11/23/21		1,1-Dichloroethane		< 0.005	PPM(V/V)	D
W-112	11/23/21		1,1-Dichloroethene		< 0.005	PPM(V/V)	D
W-112	11/23/21		1,2-Dichloroethane		< 0.005	PPM(V/V)	D
W-112	11/23/21		Bromodichloromethane		< 0.005	PPM(V/V)	D
W-112	11/23/21		Bromoform		< 0.005	PPM(V/V)	D
W-112	11/23/21		Carbon tetrachloride		< 0.005	PPM(V/V)	D
W-112	11/23/21		Chloroform		< 0.005	PPM(V/V)	D
W-112	11/23/21		Dibromochloromethane		< 0.005	PPM(V/V)	D
W-112	11/23/21		Tetrachloroethene		< 0.005	PPM(V/V)	D
W-112	11/23/21		Trichloroethene		< 0.005	PPM(V/V)	D
W-112	11/23/21		Trichlorofluoromethane		< 0.005	PPM(V/V)	D
W-112	11/23/21		Trichlorotrifluoroethane		< 0.005	PPM(V/V)	D
W-112	11/23/21		Vinyl chloride		< 0.005	PPM(V/V)	D
W-112	11/23/21		cis-1,2-Dichloroethene		< 0.005	PPM(V/V)	D
W-112	11/23/21		trans-1,2-Dichloroethene		< 0.005	PPM(V/V)	D
W-1605	3/17/21		1,1,1-Trichloroethane		< 0.005	PPM(V/V)	D
W-1605	3/17/21		1,1,2-Trichloroethane		< 0.005	PPM(V/V)	D
W-1605	3/17/21		1,1-Dichloroethane		< 0.005	PPM(V/V)	D
W-1605	3/17/21		1,1-Dichloroethene		0.014	PPM(V/V)	D
W-1605	3/17/21		1,2-Dichloroethane		< 0.005	PPM(V/V)	D
W-1605	3/17/21		Bromodichloromethane		< 0.005	PPM(V/V)	D
W-1605	3/17/21		Bromoform		< 0.005	PPM(V/V)	D
W-1605	3/17/21		Carbon tetrachloride		< 0.005	PPM(V/V)	D
W-1605	3/17/21		Chloroform		0.086	PPM(V/V)	D
W-1605	3/17/21		Dibromochloromethane		< 0.005	PPM(V/V)	D
W-1605	3/17/21		Tetrachloroethene		0.023	PPM(V/V)	D
W-1605	3/17/21		Trichloroethene		0.32	PPM(V/V)	D
W-1605	3/17/21		Trichlorofluoromethane		< 0.005	PPM(V/V)	D
W-1605	3/17/21		Trichlorotrifluoroethane		< 0.005	PPM(V/V)	D
W-1605	3/17/21		Vinyl chloride		< 0.005	PPM(V/V)	D
W-1605	3/17/21		cis-1,2-Dichloroethene		< 0.005	PPM(V/V)	D
W-1605	3/17/21		trans-1,2-Dichloroethene		< 0.005	PPM(V/V)	D
W-1605	5/24/21		1,1,1-Trichloroethane		< 0.005	PPM(V/V)	D
W-1605	5/24/21		1,1,2-Trichloroethane		< 0.005	PPM(V/V)	D
W-1605	5/24/21		1,1-Dichloroethane		< 0.005	PPM(V/V)	D
W-1605	5/24/21		1,1-Dichloroethene		< 0.005	PPM(V/V)	D
W-1605	5/24/21		1,2-Dichloroethane		< 0.005	PPM(V/V)	D
W-1605	5/24/21		Bromodichloromethane		< 0.005	PPM(V/V)	D
W-1605	5/24/21		Bromoform		< 0.005	PPM(V/V)	D
W-1605	5/24/21		Carbon tetrachloride		< 0.005	PPM(V/V)	D
W-1605	5/24/21		Chloroform		0.0056	PPM(V/V)	D
W-1605	5/24/21		Dibromochloromethane		< 0.005	PPM(V/V)	D
W-1605	5/24/21		Tetrachloroethene		< 0.005	PPM(V/V)	D
W-1605	5/24/21		Trichloroethene		0.0093	PPM(V/V)	D
W-1605	5/24/21		Trichlorofluoromethane		< 0.005	PPM(V/V)	D
W-1605	5/24/21		Trichlorotrifluoroethane		< 0.005	PPM(V/V)	D
W-1605	5/24/21		Vinyl chloride		< 0.005	PPM(V/V)	D

Attachment 2. Table 5. Soil vapor analytical data collected from wells, Livermore Site, 2021.

Well	Date	Sample Type	Parameter	LOS Indicator	Result	Units	QA Flag
W-1605	5/24/21		cis-1,2-Dichloroethene		< 0.005	PPM(V/V)	D
W-1605	5/24/21		trans-1,2-Dichloroethene		< 0.005	PPM(V/V)	D
W-1605	11/3/21		1,1,1-Trichloroethane		< 0.005	PPM(V/V)	D
W-1605	11/3/21		1,1,2-Trichloroethane		< 0.005	PPM(V/V)	D
W-1605	11/3/21		1,1-Dichloroethane		< 0.005	PPM(V/V)	D
W-1605	11/3/21		1,1-Dichloroethene		< 0.005	PPM(V/V)	D
W-1605	11/3/21		1,2-Dichloroethane		< 0.005	PPM(V/V)	D
W-1605	11/3/21		Bromodichloromethane		< 0.005	PPM(V/V)	D
W-1605	11/3/21		Bromoform		< 0.005	PPM(V/V)	D
W-1605	11/3/21		Carbon tetrachloride		< 0.005	PPM(V/V)	D
W-1605	11/3/21		Chloroform		< 0.005	PPM(V/V)	D
W-1605	11/3/21		Dibromochloromethane		< 0.005	PPM(V/V)	D
W-1605	11/3/21		Tetrachloroethene		< 0.005	PPM(V/V)	D
W-1605	11/3/21		Trichloroethene		< 0.005	PPM(V/V)	D
W-1605	11/3/21		Trichlorofluoromethane		< 0.005	PPM(V/V)	D
W-1605	11/3/21		Trichlorotrifluoroethane		< 0.005	PPM(V/V)	D
W-1605	11/3/21		Vinyl chloride		< 0.005	PPM(V/V)	D
W-1605	11/3/21		cis-1,2-Dichloroethene		< 0.005	PPM(V/V)	D
W-1605	11/3/21		trans-1,2-Dichloroethene		< 0.005	PPM(V/V)	D
W-1608	3/17/21		1,1,1-Trichloroethane		< 0.005	PPM(V/V)	D
W-1608	3/17/21		1,1,2-Trichloroethane		< 0.005	PPM(V/V)	D
W-1608	3/17/21		1,1-Dichloroethane		< 0.005	PPM(V/V)	D
W-1608	3/17/21		1,1-Dichloroethene		< 0.005	PPM(V/V)	D
W-1608	3/17/21		1,2-Dichloroethane		< 0.005	PPM(V/V)	D
W-1608	3/17/21		Bromodichloromethane		< 0.005	PPM(V/V)	D
W-1608	3/17/21		Bromoform		< 0.005	PPM(V/V)	D
W-1608	3/17/21		Carbon tetrachloride		< 0.005	PPM(V/V)	D
W-1608	3/17/21		Chloroform		0.022	PPM(V/V)	D
W-1608	3/17/21		Dibromochloromethane		< 0.005	PPM(V/V)	D
W-1608	3/17/21		Tetrachloroethene		0.0069	PPM(V/V)	D
W-1608	3/17/21		Trichloroethene		0.062	PPM(V/V)	D
W-1608	3/17/21		Trichlorofluoromethane		< 0.005	PPM(V/V)	D
W-1608	3/17/21		Trichlorotrifluoroethane		< 0.005	PPM(V/V)	D
W-1608	3/17/21		Vinyl chloride		< 0.005	PPM(V/V)	D
W-1608	3/17/21		cis-1,2-Dichloroethene		< 0.005	PPM(V/V)	D
W-1608	3/17/21		trans-1,2-Dichloroethene		< 0.005	PPM(V/V)	D
W-1608	5/24/21		1,1,1-Trichloroethane		< 0.005	PPM(V/V)	D
W-1608	5/24/21		1,1,2-Trichloroethane		< 0.005	PPM(V/V)	D
W-1608	5/24/21		1,1-Dichloroethane		< 0.005	PPM(V/V)	D
W-1608	5/24/21		1,1-Dichloroethene		< 0.005	PPM(V/V)	D
W-1608	5/24/21		1,2-Dichloroethane		< 0.005	PPM(V/V)	D
W-1608	5/24/21		Bromodichloromethane		< 0.005	PPM(V/V)	D
W-1608	5/24/21		Bromoform		< 0.005	PPM(V/V)	D
W-1608	5/24/21		Carbon tetrachloride		< 0.005	PPM(V/V)	D
W-1608	5/24/21		Chloroform		< 0.005	PPM(V/V)	D
W-1608	5/24/21		Dibromochloromethane		< 0.005	PPM(V/V)	D
W-1608	5/24/21		Tetrachloroethene		< 0.005	PPM(V/V)	D
W-1608	5/24/21		Trichloroethene		< 0.005	PPM(V/V)	D
W-1608	5/24/21		Trichlorofluoromethane		< 0.005	PPM(V/V)	D
W-1608	5/24/21		Trichlorotrifluoroethane		< 0.005	PPM(V/V)	D
W-1608	5/24/21		Vinyl chloride		< 0.005	PPM(V/V)	D
W-1608	5/24/21		cis-1,2-Dichloroethene		< 0.005	PPM(V/V)	D
W-1608	5/24/21		trans-1,2-Dichloroethene		< 0.005	PPM(V/V)	D
W-1608	11/2/21		1,1,1-Trichloroethane		< 0.005	PPM(V/V)	D
W-1608	11/2/21		1,1,2-Trichloroethane		< 0.005	PPM(V/V)	D
W-1608	11/2/21		1,1-Dichloroethane		< 0.005	PPM(V/V)	D
W-1608	11/2/21		1,1-Dichloroethene		< 0.005	PPM(V/V)	D
W-1608	11/2/21		1,2-Dichloroethane		< 0.005	PPM(V/V)	D
W-1608	11/2/21		Bromodichloromethane		< 0.005	PPM(V/V)	D
W-1608	11/2/21		Bromoform		< 0.005	PPM(V/V)	D
W-1608	11/2/21		Carbon tetrachloride		< 0.005	PPM(V/V)	D
W-1608	11/2/21		Chloroform		< 0.005	PPM(V/V)	D
W-1608	11/2/21		Dibromochloromethane		< 0.005	PPM(V/V)	D
W-1608	11/2/21		Tetrachloroethene		< 0.005	PPM(V/V)	D

Attachment 2. Table 5. Soil vapor analytical data collected from wells, Livermore Site, 2021.

Well	Date	Sample Type	Parameter	LOS Indicator	Result	Units	QA Flag
W-1608	11/2/21		Trichloroethene		< 0.005	PPM(V/V)	D
W-1608	11/2/21		Trichlorofluoromethane		< 0.005	PPM(V/V)	D
W-1608	11/2/21		Trichlorotrifluoroethane		< 0.005	PPM(V/V)	D
W-1608	11/2/21		Vinyl chloride		< 0.005	PPM(V/V)	D
W-1608	11/2/21		cis-1,2-Dichloroethene		< 0.005	PPM(V/V)	D
W-1608	11/2/21		trans-1,2-Dichloroethene		< 0.005	PPM(V/V)	D
W-1615	2/17/21		1,1,1-Trichloroethane		< 0.05	PPM(V/V)	D
W-1615	2/17/21		1,1,2-Trichloroethane		< 0.05	PPM(V/V)	D
W-1615	2/17/21		1,1-Dichloroethane		< 0.05	PPM(V/V)	D
W-1615	2/17/21		1,1-Dichloroethene		0.15	PPM(V/V)	D
W-1615	2/17/21		1,2-Dichloroethane		< 0.05	PPM(V/V)	D
W-1615	2/17/21		Bromodichloromethane		< 0.05	PPM(V/V)	D
W-1615	2/17/21		Bromoform		< 0.05	PPM(V/V)	D
W-1615	2/17/21		Carbon tetrachloride		< 0.05	PPM(V/V)	D
W-1615	2/17/21		Chloroform		< 0.05	PPM(V/V)	D
W-1615	2/17/21		Dibromochloromethane		< 0.05	PPM(V/V)	D
W-1615	2/17/21		Tetrachloroethene		6.2	PPM(V/V)	D
W-1615	2/17/21		Trichloroethene		5.2	PPM(V/V)	D
W-1615	2/17/21		Trichlorofluoromethane		< 0.05	PPM(V/V)	D
W-1615	2/17/21		Trichlorotrifluoroethane		< 0.05	PPM(V/V)	D
W-1615	2/17/21		Vinyl chloride		< 0.05	PPM(V/V)	D
W-1615	2/17/21		cis-1,2-Dichloroethene		< 0.05	PPM(V/V)	D
W-1615	2/17/21		trans-1,2-Dichloroethene		< 0.05	PPM(V/V)	D
W-1615	4/21/21		1,1,1-Trichloroethane		< 0.05	PPM(V/V)	D
W-1615	4/21/21		1,1,2-Trichloroethane		< 0.05	PPM(V/V)	D
W-1615	4/21/21		1,1-Dichloroethane		< 0.05	PPM(V/V)	D
W-1615	4/21/21		1,1-Dichloroethene		0.12	PPM(V/V)	D
W-1615	4/21/21		1,2-Dichloroethane		< 0.05	PPM(V/V)	D
W-1615	4/21/21		Bromodichloromethane		< 0.05	PPM(V/V)	D
W-1615	4/21/21		Bromoform		< 0.05	PPM(V/V)	D
W-1615	4/21/21		Carbon tetrachloride		< 0.05	PPM(V/V)	D
W-1615	4/21/21		Chloroform		< 0.05	PPM(V/V)	D
W-1615	4/21/21		Dibromochloromethane		< 0.05	PPM(V/V)	D
W-1615	4/21/21		Tetrachloroethene		4.7	PPM(V/V)	D
W-1615	4/21/21		Trichloroethene		4	PPM(V/V)	D
W-1615	4/21/21		Trichlorofluoromethane		< 0.05	PPM(V/V)	D
W-1615	4/21/21		Trichlorotrifluoroethane		< 0.05	PPM(V/V)	D
W-1615	4/21/21		Vinyl chloride		< 0.05	PPM(V/V)	D
W-1615	4/21/21		cis-1,2-Dichloroethene		< 0.05	PPM(V/V)	D
W-1615	4/21/21		trans-1,2-Dichloroethene		< 0.05	PPM(V/V)	D
W-1615	8/10/21		1,1,1-Trichloroethane		< 0.5	PPM(V/V)	D
W-1615	8/10/21		1,1,2-Trichloroethane		< 0.5	PPM(V/V)	D
W-1615	8/10/21		1,1-Dichloroethane		< 0.5	PPM(V/V)	D
W-1615	8/10/21		1,1-Dichloroethene		< 0.5	PPM(V/V)	D
W-1615	8/10/21		1,2-Dichloroethane		< 0.5	PPM(V/V)	D
W-1615	8/10/21		Bromodichloromethane		< 0.5	PPM(V/V)	D
W-1615	8/10/21		Bromoform		< 0.5	PPM(V/V)	D
W-1615	8/10/21		Carbon tetrachloride		< 0.5	PPM(V/V)	D
W-1615	8/10/21		Chloroform		< 0.5	PPM(V/V)	D
W-1615	8/10/21		Dibromochloromethane		< 0.5	PPM(V/V)	D
W-1615	8/10/21		Tetrachloroethene		7.4	PPM(V/V)	D
W-1615	8/10/21		Trichloroethene		7.2	PPM(V/V)	D
W-1615	8/10/21		Trichlorofluoromethane		< 0.5	PPM(V/V)	D
W-1615	8/10/21		Trichlorotrifluoroethane		< 0.5	PPM(V/V)	D
W-1615	8/10/21		Vinyl chloride		< 0.5	PPM(V/V)	D
W-1615	8/10/21		cis-1,2-Dichloroethene		< 0.5	PPM(V/V)	D
W-1615	8/10/21		trans-1,2-Dichloroethene		< 0.5	PPM(V/V)	D
W-1615	11/16/21		1,1,1-Trichloroethane		< 0.5	PPM(V/V)	D
W-1615	11/16/21		1,1,2-Trichloroethane		< 0.5	PPM(V/V)	D
W-1615	11/16/21		1,1-Dichloroethane		< 0.5	PPM(V/V)	D
W-1615	11/16/21		1,1-Dichloroethene		< 0.5	PPM(V/V)	D
W-1615	11/16/21		1,2-Dichloroethane		< 0.5	PPM(V/V)	D
W-1615	11/16/21		Bromodichloromethane		< 0.5	PPM(V/V)	D
W-1615	11/16/21		Bromoform		< 0.5	PPM(V/V)	D

Attachment 2. Table 5. Soil vapor analytical data collected from wells, Livermore Site, 2021.

Well	Date	Sample Type	Parameter	LOS Indicator	Result	Units	QA Flag
W-1615	11/16/21		Carbon tetrachloride		< 0.5	PPM(V/V)	D
W-1615	11/16/21		Chloroform		< 0.5	PPM(V/V)	D
W-1615	11/16/21		Dibromochloromethane		< 0.5	PPM(V/V)	D
W-1615	11/16/21		Tetrachloroethene		8	PPM(V/V)	D
W-1615	11/16/21		Trichloroethene		6	PPM(V/V)	D
W-1615	11/16/21		Trichlorofluoromethane		< 0.5	PPM(V/V)	D
W-1615	11/16/21		Trichlorotrifluoroethane		< 0.5	PPM(V/V)	D
W-1615	11/16/21		Vinyl chloride		< 0.5	PPM(V/V)	D
W-1615	11/16/21		cis-1,2-Dichloroethene		< 0.5	PPM(V/V)	D
W-1615	11/16/21		trans-1,2-Dichloroethene		< 0.5	PPM(V/V)	D
W-1903	3/23/21		1,1,1-Trichloroethane		< 0.05	PPM(V/V)	D
W-1903	3/23/21		1,1,2-Trichloroethane		< 0.05	PPM(V/V)	D
W-1903	3/23/21		1,1-Dichloroethane		< 0.05	PPM(V/V)	D
W-1903	3/23/21		1,1-Dichloroethene		1.2	PPM(V/V)	D
W-1903	3/23/21		1,2-Dichloroethane		< 0.05	PPM(V/V)	D
W-1903	3/23/21		Bromodichloromethane		< 0.05	PPM(V/V)	D
W-1903	3/23/21		Bromoform		< 0.05	PPM(V/V)	D
W-1903	3/23/21		Carbon tetrachloride		< 0.05	PPM(V/V)	D
W-1903	3/23/21		Chloroform		< 0.05	PPM(V/V)	D
W-1903	3/23/21		Dibromochloromethane		< 0.05	PPM(V/V)	D
W-1903	3/23/21		Tetrachloroethene		1.4	PPM(V/V)	D
W-1903	3/23/21		Trichloroethene		1.4	PPM(V/V)	D
W-1903	3/23/21		Trichlorofluoromethane		< 0.05	PPM(V/V)	D
W-1903	3/23/21		Trichlorotrifluoroethane		0.91	PPM(V/V)	D
W-1903	3/23/21		Vinyl chloride		< 0.05	PPM(V/V)	D
W-1903	3/23/21		cis-1,2-Dichloroethene		< 0.05	PPM(V/V)	D
W-1903	3/23/21		trans-1,2-Dichloroethene		< 0.05	PPM(V/V)	D
W-1903	4/26/21		1,1,1-Trichloroethane		< 0.05	PPM(V/V)	D
W-1903	4/26/21		1,1,2-Trichloroethane		< 0.05	PPM(V/V)	D
W-1903	4/26/21		1,1-Dichloroethane		< 0.05	PPM(V/V)	D
W-1903	4/26/21		1,1-Dichloroethene		0.84	PPM(V/V)	D
W-1903	4/26/21		1,2-Dichloroethane		< 0.05	PPM(V/V)	D
W-1903	4/26/21		Bromodichloromethane		< 0.05	PPM(V/V)	D
W-1903	4/26/21		Bromoform		< 0.05	PPM(V/V)	D
W-1903	4/26/21		Carbon tetrachloride		< 0.05	PPM(V/V)	D
W-1903	4/26/21		Chloroform		< 0.05	PPM(V/V)	D
W-1903	4/26/21		Dibromochloromethane		< 0.05	PPM(V/V)	D
W-1903	4/26/21		Tetrachloroethene		0.9	PPM(V/V)	D
W-1903	4/26/21		Trichloroethene		0.7	PPM(V/V)	D
W-1903	4/26/21		Trichlorofluoromethane		< 0.05	PPM(V/V)	D
W-1903	4/26/21		Trichlorotrifluoroethane		0.8	PPM(V/V)	D
W-1903	4/26/21		Vinyl chloride		< 0.05	PPM(V/V)	D
W-1903	4/26/21		cis-1,2-Dichloroethene		< 0.05	PPM(V/V)	D
W-1903	4/26/21		trans-1,2-Dichloroethene		< 0.05	PPM(V/V)	D
W-1903	8/25/21		1,1,1-Trichloroethane		< 0.005	PPM(V/V)	D
W-1903	8/25/21		1,1,2-Trichloroethane		< 0.005	PPM(V/V)	D
W-1903	8/25/21		1,1-Dichloroethane		< 0.005	PPM(V/V)	D
W-1903	8/25/21		1,1-Dichloroethene		0.061	PPM(V/V)	D
W-1903	8/25/21		1,2-Dichloroethane		< 0.005	PPM(V/V)	D
W-1903	8/25/21		Bromodichloromethane		< 0.005	PPM(V/V)	D
W-1903	8/25/21		Bromoform		< 0.005	PPM(V/V)	D
W-1903	8/25/21		Carbon tetrachloride		< 0.005	PPM(V/V)	D
W-1903	8/25/21		Chloroform		< 0.005	PPM(V/V)	D
W-1903	8/25/21		Dibromochloromethane		< 0.005	PPM(V/V)	D
W-1903	8/25/21		Tetrachloroethene		0.08	PPM(V/V)	D
W-1903	8/25/21		Trichloroethene		0.07	PPM(V/V)	D
W-1903	8/25/21		Trichlorofluoromethane		< 0.005	PPM(V/V)	D
W-1903	8/25/21		Trichlorotrifluoroethane		0.044	PPM(V/V)	D
W-1903	8/25/21		Vinyl chloride		< 0.005	PPM(V/V)	D
W-1903	8/25/21		cis-1,2-Dichloroethene		< 0.005	PPM(V/V)	D
W-1903	8/25/21		trans-1,2-Dichloroethene		< 0.005	PPM(V/V)	D
W-1903	11/17/21		1,1,1-Trichloroethane		< 0.005	PPM(V/V)	D
W-1903	11/17/21		1,1,2-Trichloroethane		< 0.005	PPM(V/V)	D
W-1903	11/17/21		1,1-Dichloroethane		< 0.005	PPM(V/V)	D

Attachment 2. Table 5. Soil vapor analytical data collected from wells, Livermore Site, 2021.

Well	Date	Sample Type	Parameter	LOS Indicator	Result	Units	QA Flag
W-1903	11/17/21		1,1-Dichloroethene		< 0.005	PPM(V/V)	D
W-1903	11/17/21		1,2-Dichloroethane		< 0.005	PPM(V/V)	D
W-1903	11/17/21		Bromodichloromethane		< 0.005	PPM(V/V)	D
W-1903	11/17/21		Bromoform		< 0.005	PPM(V/V)	D
W-1903	11/17/21		Carbon tetrachloride		< 0.005	PPM(V/V)	D
W-1903	11/17/21		Chloroform		< 0.005	PPM(V/V)	D
W-1903	11/17/21		Dibromochloromethane		< 0.005	PPM(V/V)	D
W-1903	11/17/21		Tetrachloroethene		0.0071	PPM(V/V)	D
W-1903	11/17/21		Trichloroethene		0.0051	PPM(V/V)	D
W-1903	11/17/21		Trichlorofluoromethane		< 0.005	PPM(V/V)	D
W-1903	11/17/21		Trichlorotrifluoroethane		< 0.005	PPM(V/V)	D
W-1903	11/17/21		Vinyl chloride		< 0.005	PPM(V/V)	D
W-1903	11/17/21		cis-1,2-Dichloroethene		< 0.005	PPM(V/V)	D
W-1903	11/17/21		trans-1,2-Dichloroethene		< 0.005	PPM(V/V)	D
W-1904	2/9/21		1,1,1-Trichloroethane		< 0.005	PPM(V/V)	D
W-1904	2/9/21		1,1,2-Trichloroethane		< 0.005	PPM(V/V)	D
W-1904	2/9/21		1,1-Dichloroethane		< 0.005	PPM(V/V)	D
W-1904	2/9/21		1,1-Dichloroethene		< 0.005	PPM(V/V)	D
W-1904	2/9/21		1,2-Dichloroethane		< 0.005	PPM(V/V)	D
W-1904	2/9/21		Bromodichloromethane		< 0.005	PPM(V/V)	D
W-1904	2/9/21		Bromoform		< 0.005	PPM(V/V)	D
W-1904	2/9/21		Carbon tetrachloride		< 0.005	PPM(V/V)	D
W-1904	2/9/21		Chloroform		< 0.005	PPM(V/V)	D
W-1904	2/9/21		Dibromochloromethane		< 0.005	PPM(V/V)	D
W-1904	2/9/21		Tetrachloroethene		0.06	PPM(V/V)	D
W-1904	2/9/21		Trichloroethene		0.026	PPM(V/V)	D
W-1904	2/9/21		Trichlorofluoromethane		< 0.005	PPM(V/V)	D
W-1904	2/9/21		Trichlorotrifluoroethane		< 0.005	PPM(V/V)	D
W-1904	2/9/21		Vinyl chloride		< 0.005	PPM(V/V)	D
W-1904	2/9/21		cis-1,2-Dichloroethene		< 0.005	PPM(V/V)	D
W-1904	2/9/21		trans-1,2-Dichloroethene		< 0.005	PPM(V/V)	D
W-1904	5/19/21		1,1,1-Trichloroethane		< 0.005	PPM(V/V)	D
W-1904	5/19/21		1,1,2-Trichloroethane		< 0.005	PPM(V/V)	D
W-1904	5/19/21		1,1-Dichloroethane		< 0.005	PPM(V/V)	D
W-1904	5/19/21		1,1-Dichloroethene		< 0.005	PPM(V/V)	D
W-1904	5/19/21		1,2-Dichloroethane		< 0.005	PPM(V/V)	D
W-1904	5/19/21		Bromodichloromethane		< 0.005	PPM(V/V)	D
W-1904	5/19/21		Bromoform		< 0.005	PPM(V/V)	D
W-1904	5/19/21		Carbon tetrachloride		< 0.005	PPM(V/V)	D
W-1904	5/19/21		Chloroform		< 0.005	PPM(V/V)	D
W-1904	5/19/21		Dibromochloromethane		< 0.005	PPM(V/V)	D
W-1904	5/19/21		Tetrachloroethene		< 0.005	PPM(V/V)	D
W-1904	5/19/21		Trichloroethene		< 0.005	PPM(V/V)	D
W-1904	5/19/21		Trichlorofluoromethane		< 0.005	PPM(V/V)	D
W-1904	5/19/21		Trichlorotrifluoroethane		< 0.005	PPM(V/V)	D
W-1904	5/19/21		Vinyl chloride		< 0.005	PPM(V/V)	D
W-1904	5/19/21		cis-1,2-Dichloroethene		< 0.005	PPM(V/V)	D
W-1904	5/19/21		trans-1,2-Dichloroethene		< 0.005	PPM(V/V)	D
W-1904	8/10/21		1,1,1-Trichloroethane		< 0.005	PPM(V/V)	D
W-1904	8/10/21		1,1,2-Trichloroethane		< 0.005	PPM(V/V)	D
W-1904	8/10/21		1,1-Dichloroethane		< 0.005	PPM(V/V)	D
W-1904	8/10/21		1,1-Dichloroethene		< 0.005	PPM(V/V)	D
W-1904	8/10/21		1,2-Dichloroethane		< 0.005	PPM(V/V)	D
W-1904	8/10/21		Bromodichloromethane		< 0.005	PPM(V/V)	D
W-1904	8/10/21		Bromoform		< 0.005	PPM(V/V)	D
W-1904	8/10/21		Carbon tetrachloride		< 0.005	PPM(V/V)	D
W-1904	8/10/21		Chloroform		< 0.005	PPM(V/V)	D
W-1904	8/10/21		Dibromochloromethane		< 0.005	PPM(V/V)	D
W-1904	8/10/21		Tetrachloroethene		0.005	PPM(V/V)	D
W-1904	8/10/21		Trichloroethene		< 0.005	PPM(V/V)	D
W-1904	8/10/21		Trichlorofluoromethane		< 0.005	PPM(V/V)	D
W-1904	8/10/21		Trichlorotrifluoroethane		< 0.005	PPM(V/V)	D
W-1904	8/10/21		Vinyl chloride		< 0.005	PPM(V/V)	D
W-1904	8/10/21		cis-1,2-Dichloroethene		< 0.005	PPM(V/V)	D

Attachment 2. Table 5. Soil vapor analytical data collected from wells, Livermore Site, 2021.

Well	Date	Sample Type	Parameter	LOS Indicator	Result	Units	QA Flag
W-1904	8/10/21		trans-1,2-Dichloroethene		< 0.005	PPM(V/V)	D
W-1904	11/16/21		1,1,1-Trichloroethane		< 0.005	PPM(V/V)	D
W-1904	11/16/21		1,1,2-Trichloroethane		< 0.005	PPM(V/V)	D
W-1904	11/16/21		1,1-Dichloroethane		< 0.005	PPM(V/V)	D
W-1904	11/16/21		1,1-Dichloroethene		< 0.005	PPM(V/V)	D
W-1904	11/16/21		1,2-Dichloroethane		< 0.005	PPM(V/V)	D
W-1904	11/16/21		Bromodichloromethane		< 0.005	PPM(V/V)	D
W-1904	11/16/21		Bromoform		< 0.005	PPM(V/V)	D
W-1904	11/16/21		Carbon tetrachloride		< 0.005	PPM(V/V)	D
W-1904	11/16/21		Chloroform		< 0.005	PPM(V/V)	D
W-1904	11/16/21		Dibromochloromethane		< 0.005	PPM(V/V)	D
W-1904	11/16/21		Tetrachloroethene		0.0059	PPM(V/V)	D
W-1904	11/16/21		Trichloroethene		0.011	PPM(V/V)	D
W-1904	11/16/21		Trichlorofluoromethane		< 0.005	PPM(V/V)	D
W-1904	11/16/21		Trichlorotrifluoroethane		< 0.005	PPM(V/V)	D
W-1904	11/16/21		Vinyl chloride		< 0.005	PPM(V/V)	D
W-1904	11/16/21		cis-1,2-Dichloroethene		< 0.005	PPM(V/V)	D
W-1904	11/16/21		trans-1,2-Dichloroethene		< 0.005	PPM(V/V)	D
W-1909	3/23/21		1,1,1-Trichloroethane		< 0.005	PPM(V/V)	D
W-1909	3/23/21		1,1,2-Trichloroethane		< 0.005	PPM(V/V)	D
W-1909	3/23/21		1,1-Dichloroethane		< 0.005	PPM(V/V)	D
W-1909	3/23/21		1,1-Dichloroethene		0.076	PPM(V/V)	D
W-1909	3/23/21		1,2-Dichloroethane		< 0.005	PPM(V/V)	D
W-1909	3/23/21		Bromodichloromethane		< 0.005	PPM(V/V)	D
W-1909	3/23/21		Bromoform		< 0.005	PPM(V/V)	D
W-1909	3/23/21		Carbon tetrachloride		< 0.005	PPM(V/V)	D
W-1909	3/23/21		Chloroform		< 0.005	PPM(V/V)	D
W-1909	3/23/21		Dibromochloromethane		< 0.005	PPM(V/V)	D
W-1909	3/23/21		Tetrachloroethene		0.12	PPM(V/V)	D
W-1909	3/23/21		Trichloroethene		0.18	PPM(V/V)	D
W-1909	3/23/21		Trichlorofluoromethane		< 0.005	PPM(V/V)	D
W-1909	3/23/21		Trichlorotrifluoroethane		0.019	PPM(V/V)	D
W-1909	3/23/21		Vinyl chloride		< 0.005	PPM(V/V)	D
W-1909	3/23/21		cis-1,2-Dichloroethene		< 0.005	PPM(V/V)	D
W-1909	3/23/21		trans-1,2-Dichloroethene		< 0.005	PPM(V/V)	D
W-1909	4/29/21		1,1,1-Trichloroethane		< 0.005	PPM(V/V)	D
W-1909	4/29/21		1,1,2-Trichloroethane		< 0.005	PPM(V/V)	D
W-1909	4/29/21		1,1-Dichloroethane		< 0.005	PPM(V/V)	D
W-1909	4/29/21		1,1-Dichloroethene		0.25	PPM(V/V)	D
W-1909	4/29/21		1,2-Dichloroethane		< 0.005	PPM(V/V)	D
W-1909	4/29/21		Bromodichloromethane		< 0.005	PPM(V/V)	D
W-1909	4/29/21		Bromoform		< 0.005	PPM(V/V)	D
W-1909	4/29/21		Carbon tetrachloride		< 0.005	PPM(V/V)	D
W-1909	4/29/21		Chloroform		< 0.005	PPM(V/V)	D
W-1909	4/29/21		Dibromochloromethane		< 0.005	PPM(V/V)	D
W-1909	4/29/21		Tetrachloroethene		0.21	PPM(V/V)	D
W-1909	4/29/21		Trichloroethene		0.27	PPM(V/V)	D
W-1909	4/29/21		Trichlorofluoromethane		< 0.005	PPM(V/V)	D
W-1909	4/29/21		Trichlorotrifluoroethane		0.093	PPM(V/V)	D
W-1909	4/29/21		Vinyl chloride		< 0.005	PPM(V/V)	D
W-1909	4/29/21		cis-1,2-Dichloroethene		< 0.005	PPM(V/V)	D
W-1909	4/29/21		trans-1,2-Dichloroethene		< 0.005	PPM(V/V)	D
W-206	5/12/21		1,1,1-Trichloroethane		< 0.05	PPM(V/V)	D
W-206	5/12/21		1,1,2-Trichloroethane		< 0.05	PPM(V/V)	D
W-206	5/12/21		1,1-Dichloroethane		< 0.05	PPM(V/V)	D
W-206	5/12/21		1,1-Dichloroethene		0.054	PPM(V/V)	D
W-206	5/12/21		1,2-Dichloroethane		< 0.05	PPM(V/V)	D
W-206	5/12/21		Bromodichloromethane		< 0.05	PPM(V/V)	D
W-206	5/12/21		Bromoform		< 0.05	PPM(V/V)	D
W-206	5/12/21		Carbon tetrachloride		< 0.05	PPM(V/V)	D
W-206	5/12/21		Chloroform		< 0.05	PPM(V/V)	D
W-206	5/12/21		Dibromochloromethane		< 0.05	PPM(V/V)	D
W-206	5/12/21		Tetrachloroethene		< 0.05	PPM(V/V)	D
W-206	5/12/21		Trichloroethene		0.32	PPM(V/V)	D

Attachment 2. Table 5. Soil vapor analytical data collected from wells, Livermore Site, 2021.

Well	Date	Sample Type	Parameter	LOS Indicator	Result	Units	QA Flag
W-206	5/12/21		Trichlorofluoromethane	<	0.05	PPM(V/V)	D
W-206	5/12/21		Trichlorotrifluoroethane		0.75	PPM(V/V)	D
W-206	5/12/21		Vinyl chloride	<	0.05	PPM(V/V)	D
W-206	5/12/21		cis-1,2-Dichloroethene	<	0.05	PPM(V/V)	D
W-206	5/12/21		trans-1,2-Dichloroethene	<	0.05	PPM(V/V)	D
W-2105	2/9/21		1,1,1-Trichloroethane	<	0.005	PPM(V/V)	D
W-2105	2/9/21		1,1,2-Trichloroethane	<	0.005	PPM(V/V)	D
W-2105	2/9/21		1,1-Dichloroethane	<	0.005	PPM(V/V)	D
W-2105	2/9/21		1,1-Dichloroethene		0.01	PPM(V/V)	D
W-2105	2/9/21		1,2-Dichloroethane	<	0.005	PPM(V/V)	D
W-2105	2/9/21		Bromodichloromethane	<	0.005	PPM(V/V)	D
W-2105	2/9/21		Bromoform	<	0.005	PPM(V/V)	D
W-2105	2/9/21		Carbon tetrachloride	<	0.005	PPM(V/V)	D
W-2105	2/9/21		Chloroform	<	0.005	PPM(V/V)	D
W-2105	2/9/21		Dibromochloromethane	<	0.005	PPM(V/V)	D
W-2105	2/9/21		Tetrachloroethene		0.019	PPM(V/V)	D
W-2105	2/9/21		Trichloroethene		0.17	PPM(V/V)	D
W-2105	2/9/21		Trichlorofluoromethane	<	0.005	PPM(V/V)	D
W-2105	2/9/21		Trichlorotrifluoroethane		0.0088	PPM(V/V)	D
W-2105	2/9/21		Vinyl chloride	<	0.005	PPM(V/V)	D
W-2105	2/9/21		cis-1,2-Dichloroethene	<	0.005	PPM(V/V)	D
W-2105	2/9/21		trans-1,2-Dichloroethene	<	0.005	PPM(V/V)	D
W-2105	5/19/21		1,1,1-Trichloroethane	<	0.005	PPM(V/V)	D
W-2105	5/19/21		1,1,2-Trichloroethane	<	0.005	PPM(V/V)	D
W-2105	5/19/21		1,1-Dichloroethane	<	0.005	PPM(V/V)	D
W-2105	5/19/21		1,1-Dichloroethene		0.006	PPM(V/V)	D
W-2105	5/19/21		1,2-Dichloroethane	<	0.005	PPM(V/V)	D
W-2105	5/19/21		Bromodichloromethane	<	0.005	PPM(V/V)	D
W-2105	5/19/21		Bromoform	<	0.005	PPM(V/V)	D
W-2105	5/19/21		Carbon tetrachloride	<	0.005	PPM(V/V)	D
W-2105	5/19/21		Chloroform	<	0.005	PPM(V/V)	D
W-2105	5/19/21		Dibromochloromethane	<	0.005	PPM(V/V)	D
W-2105	5/19/21		Tetrachloroethene		0.019	PPM(V/V)	D
W-2105	5/19/21		Trichloroethene		0.2	PPM(V/V)	D
W-2105	5/19/21		Trichlorofluoromethane	<	0.005	PPM(V/V)	D
W-2105	5/19/21		Trichlorotrifluoroethane		0.012	PPM(V/V)	D
W-2105	5/19/21		Vinyl chloride	<	0.005	PPM(V/V)	D
W-2105	5/19/21		cis-1,2-Dichloroethene	<	0.005	PPM(V/V)	D
W-2105	5/19/21		trans-1,2-Dichloroethene	<	0.005	PPM(V/V)	D
W-2105	8/10/21		1,1,1-Trichloroethane	<	0.005	PPM(V/V)	D
W-2105	8/10/21		1,1,2-Trichloroethane	<	0.005	PPM(V/V)	D
W-2105	8/10/21		1,1-Dichloroethane	<	0.005	PPM(V/V)	D
W-2105	8/10/21		1,1-Dichloroethene		0.0084	PPM(V/V)	D
W-2105	8/10/21		1,2-Dichloroethane	<	0.005	PPM(V/V)	D
W-2105	8/10/21		Bromodichloromethane	<	0.005	PPM(V/V)	D
W-2105	8/10/21		Bromoform	<	0.005	PPM(V/V)	D
W-2105	8/10/21		Carbon tetrachloride	<	0.005	PPM(V/V)	D
W-2105	8/10/21		Chloroform	<	0.005	PPM(V/V)	D
W-2105	8/10/21		Dibromochloromethane	<	0.005	PPM(V/V)	D
W-2105	8/10/21		Tetrachloroethene		0.026	PPM(V/V)	D
W-2105	8/10/21		Trichloroethene		0.23	PPM(V/V)	D
W-2105	8/10/21		Trichlorofluoromethane	<	0.005	PPM(V/V)	D
W-2105	8/10/21		Trichlorotrifluoroethane		0.016	PPM(V/V)	D
W-2105	8/10/21		Vinyl chloride	<	0.005	PPM(V/V)	D
W-2105	8/10/21		cis-1,2-Dichloroethene	<	0.005	PPM(V/V)	D
W-2105	8/10/21		trans-1,2-Dichloroethene	<	0.005	PPM(V/V)	D
W-2105	11/16/21		1,1,1-Trichloroethane	<	0.005	PPM(V/V)	D
W-2105	11/16/21		1,1,2-Trichloroethane	<	0.005	PPM(V/V)	D
W-2105	11/16/21		1,1-Dichloroethane	<	0.005	PPM(V/V)	D
W-2105	11/16/21		1,1-Dichloroethene		0.0054	PPM(V/V)	D
W-2105	11/16/21		1,2-Dichloroethane	<	0.005	PPM(V/V)	D
W-2105	11/16/21		Bromodichloromethane	<	0.005	PPM(V/V)	D
W-2105	11/16/21		Bromoform	<	0.005	PPM(V/V)	D
W-2105	11/16/21		Carbon tetrachloride	<	0.005	PPM(V/V)	D

Attachment 2. Table 5. Soil vapor analytical data collected from wells, Livermore Site, 2021.

Well	Date	Sample Type	Parameter	LOS Indicator	Result	Units	QA Flag
W-2105	11/16/21		Chloroform	<	0.005	PPM(V/V)	D
W-2105	11/16/21		Dibromochloromethane	<	0.005	PPM(V/V)	D
W-2105	11/16/21		Tetrachloroethene		0.025	PPM(V/V)	D
W-2105	11/16/21		Trichloroethene		0.17	PPM(V/V)	D
W-2105	11/16/21		Trichlorofluoromethane	<	0.005	PPM(V/V)	D
W-2105	11/16/21		Trichlorotrifluoroethane		0.014	PPM(V/V)	D
W-2105	11/16/21		Vinyl chloride	<	0.005	PPM(V/V)	D
W-2105	11/16/21		cis-1,2-Dichloroethene	<	0.005	PPM(V/V)	D
W-2105	11/16/21		trans-1,2-Dichloroethene	<	0.005	PPM(V/V)	D
W-2110A	8/3/21		1,1,1-Trichloroethane	<	0.005	PPM(V/V)	D
W-2110A	8/3/21		1,1,2-Trichloroethane	<	0.005	PPM(V/V)	D
W-2110A	8/3/21		1,1-Dichloroethane	<	0.005	PPM(V/V)	D
W-2110A	8/3/21		1,1-Dichloroethene		0.02	PPM(V/V)	D
W-2110A	8/3/21		1,2-Dichloroethane	<	0.005	PPM(V/V)	D
W-2110A	8/3/21		Bromodichloromethane	<	0.005	PPM(V/V)	D
W-2110A	8/3/21		Bromoform	<	0.005	PPM(V/V)	D
W-2110A	8/3/21		Carbon tetrachloride	<	0.005	PPM(V/V)	D
W-2110A	8/3/21		Chloroform		0.0076	PPM(V/V)	D
W-2110A	8/3/21		Dibromochloromethane	<	0.005	PPM(V/V)	D
W-2110A	8/3/21		Tetrachloroethene		0.095	PPM(V/V)	D
W-2110A	8/3/21		Trichloroethene		0.94	PPM(V/V)	D
W-2110A	8/3/21		Trichlorofluoromethane	<	0.005	PPM(V/V)	D
W-2110A	8/3/21		Trichlorotrifluoroethane	<	0.005	PPM(V/V)	D
W-2110A	8/3/21		Vinyl chloride	<	0.005	PPM(V/V)	D
W-2110A	8/3/21		cis-1,2-Dichloroethene	<	0.005	PPM(V/V)	D
W-2110A	8/3/21		trans-1,2-Dichloroethene	<	0.005	PPM(V/V)	D
W-2110B	8/3/21		1,1,1-Trichloroethane	<	0.01	PPM(V/V)	D
W-2110B	8/3/21		1,1,2-Trichloroethane	<	0.01	PPM(V/V)	D
W-2110B	8/3/21		1,1-Dichloroethane	<	0.01	PPM(V/V)	D
W-2110B	8/3/21		1,1-Dichloroethene		0.062	PPM(V/V)	D
W-2110B	8/3/21		1,2-Dichloroethane	<	0.01	PPM(V/V)	D
W-2110B	8/3/21		Bromodichloromethane	<	0.01	PPM(V/V)	D
W-2110B	8/3/21		Bromoform	<	0.01	PPM(V/V)	D
W-2110B	8/3/21		Carbon tetrachloride	<	0.01	PPM(V/V)	D
W-2110B	8/3/21		Chloroform		0.015	PPM(V/V)	D
W-2110B	8/3/21		Dibromochloromethane	<	0.01	PPM(V/V)	D
W-2110B	8/3/21		Tetrachloroethene		0.26	PPM(V/V)	D
W-2110B	8/3/21		Trichloroethene		1.6	PPM(V/V)	D
W-2110B	8/3/21		Trichlorofluoromethane	<	0.01	PPM(V/V)	D
W-2110B	8/3/21		Trichlorotrifluoroethane	<	0.01	PPM(V/V)	D
W-2110B	8/3/21		Vinyl chloride	<	0.01	PPM(V/V)	D
W-2110B	8/3/21		cis-1,2-Dichloroethene	<	0.01	PPM(V/V)	D
W-2110B	8/3/21		trans-1,2-Dichloroethene	<	0.01	PPM(V/V)	D
W-2112A	8/3/21		1,1,1-Trichloroethane	<	0.01	PPM(V/V)	D
W-2112A	8/3/21		1,1,2-Trichloroethane	<	0.01	PPM(V/V)	D
W-2112A	8/3/21		1,1-Dichloroethane	<	0.01	PPM(V/V)	D
W-2112A	8/3/21		1,1-Dichloroethene		0.064	PPM(V/V)	D
W-2112A	8/3/21		1,2-Dichloroethane	<	0.01	PPM(V/V)	D
W-2112A	8/3/21		Bromodichloromethane	<	0.01	PPM(V/V)	D
W-2112A	8/3/21		Bromoform	<	0.01	PPM(V/V)	D
W-2112A	8/3/21		Carbon tetrachloride		0.14	PPM(V/V)	D
W-2112A	8/3/21		Chloroform		0.12	PPM(V/V)	D
W-2112A	8/3/21		Dibromochloromethane	<	0.01	PPM(V/V)	D
W-2112A	8/3/21		Tetrachloroethene		0.75	PPM(V/V)	D
W-2112A	8/3/21		Trichloroethene		3.4	PPM(V/V)	D
W-2112A	8/3/21		Trichlorofluoromethane	<	0.01	PPM(V/V)	D
W-2112A	8/3/21		Trichlorotrifluoroethane	<	0.01	PPM(V/V)	D
W-2112A	8/3/21		Vinyl chloride	<	0.01	PPM(V/V)	D
W-2112A	8/3/21		cis-1,2-Dichloroethene	<	0.01	PPM(V/V)	D
W-2112A	8/3/21		trans-1,2-Dichloroethene	<	0.01	PPM(V/V)	D
W-2112B	8/3/21		1,1,1-Trichloroethane	<	0.05	PPM(V/V)	D
W-2112B	8/3/21		1,1,2-Trichloroethane	<	0.05	PPM(V/V)	D
W-2112B	8/3/21		1,1-Dichloroethane	<	0.05	PPM(V/V)	D
W-2112B	8/3/21		1,1-Dichloroethene		0.19	PPM(V/V)	D

Attachment 2. Table 5. Soil vapor analytical data collected from wells, Livermore Site, 2021.

Well	Date	Sample Type	Parameter	LOS Indicator	Result	Units	QA Flag
W-2112B	8/3/21		1,2-Dichloroethane		< 0.05	PPM(V/V)	D
W-2112B	8/3/21		Bromodichloromethane		< 0.05	PPM(V/V)	D
W-2112B	8/3/21		Bromoform		< 0.05	PPM(V/V)	D
W-2112B	8/3/21		Carbon tetrachloride		0.28	PPM(V/V)	D
W-2112B	8/3/21		Chloroform		0.31	PPM(V/V)	D
W-2112B	8/3/21		Dibromochloromethane		< 0.05	PPM(V/V)	D
W-2112B	8/3/21		Tetrachloroethene		2.4	PPM(V/V)	D
W-2112B	8/3/21		Trichloroethene		7	PPM(V/V)	D
W-2112B	8/3/21		Trichlorofluoromethane		< 0.05	PPM(V/V)	D
W-2112B	8/3/21		Trichlorotrifluoroethane		< 0.05	PPM(V/V)	D
W-2112B	8/3/21		Vinyl chloride		< 0.05	PPM(V/V)	D
W-2112B	8/3/21		cis-1,2-Dichloroethene		< 0.05	PPM(V/V)	D
W-2112B	8/3/21		trans-1,2-Dichloroethene		< 0.05	PPM(V/V)	D
W-217	2/17/21		1,1,1-Trichloroethane		< 0.01	PPM(V/V)	D
W-217	2/17/21		1,1,2-Trichloroethane		< 0.01	PPM(V/V)	D
W-217	2/17/21		1,1-Dichloroethane		< 0.01	PPM(V/V)	D
W-217	2/17/21		1,1-Dichloroethene		0.3	PPM(V/V)	D
W-217	2/17/21		1,2-Dichloroethane		< 0.01	PPM(V/V)	D
W-217	2/17/21		Bromodichloromethane		< 0.01	PPM(V/V)	D
W-217	2/17/21		Bromoform		< 0.01	PPM(V/V)	D
W-217	2/17/21		Carbon tetrachloride		0.038	PPM(V/V)	D
W-217	2/17/21		Chloroform		0.079	PPM(V/V)	D
W-217	2/17/21		Dibromochloromethane		< 0.01	PPM(V/V)	D
W-217	2/17/21		Tetrachloroethene		0.2	PPM(V/V)	D
W-217	2/17/21		Trichloroethene		0.87	PPM(V/V)	D
W-217	2/17/21		Trichlorofluoromethane		< 0.01	PPM(V/V)	D
W-217	2/17/21		Trichlorotrifluoroethane		0.046	PPM(V/V)	D
W-217	2/17/21		Vinyl chloride		< 0.01	PPM(V/V)	D
W-217	2/17/21		cis-1,2-Dichloroethene		0.03	PPM(V/V)	D
W-217	2/17/21		trans-1,2-Dichloroethene		< 0.01	PPM(V/V)	D
W-217	4/21/21		1,1,1-Trichloroethane		< 0.005	PPM(V/V)	D
W-217	4/21/21		1,1,2-Trichloroethane		< 0.005	PPM(V/V)	D
W-217	4/21/21		1,1-Dichloroethane		< 0.005	PPM(V/V)	D
W-217	4/21/21		1,1-Dichloroethene		0.24	PPM(V/V)	D
W-217	4/21/21		1,2-Dichloroethane		< 0.005	PPM(V/V)	D
W-217	4/21/21		Bromodichloromethane		< 0.005	PPM(V/V)	D
W-217	4/21/21		Bromoform		< 0.005	PPM(V/V)	D
W-217	4/21/21		Carbon tetrachloride		0.039	PPM(V/V)	D
W-217	4/21/21		Chloroform		0.044	PPM(V/V)	D
W-217	4/21/21		Dibromochloromethane		< 0.005	PPM(V/V)	D
W-217	4/21/21		Tetrachloroethene		0.2	PPM(V/V)	D
W-217	4/21/21		Trichloroethene		1.1	PPM(V/V)	D
W-217	4/21/21		Trichlorofluoromethane		< 0.005	PPM(V/V)	D
W-217	4/21/21		Trichlorotrifluoroethane		0.042	PPM(V/V)	D
W-217	4/21/21		Vinyl chloride		< 0.005	PPM(V/V)	D
W-217	4/21/21		cis-1,2-Dichloroethene		0.021	PPM(V/V)	D
W-217	4/21/21		trans-1,2-Dichloroethene		< 0.005	PPM(V/V)	D
W-217	8/12/21		1,1,1-Trichloroethane		< 0.005	PPM(V/V)	D
W-217	8/12/21		1,1,2-Trichloroethane		< 0.005	PPM(V/V)	D
W-217	8/12/21		1,1-Dichloroethane		< 0.005	PPM(V/V)	D
W-217	8/12/21		1,1-Dichloroethene		0.25	PPM(V/V)	D
W-217	8/12/21		1,2-Dichloroethane		< 0.005	PPM(V/V)	D
W-217	8/12/21		Bromodichloromethane		< 0.005	PPM(V/V)	D
W-217	8/12/21		Bromoform		< 0.005	PPM(V/V)	D
W-217	8/12/21		Carbon tetrachloride		0.05	PPM(V/V)	D
W-217	8/12/21		Chloroform		0.052	PPM(V/V)	D
W-217	8/12/21		Dibromochloromethane		< 0.005	PPM(V/V)	D
W-217	8/12/21		Tetrachloroethene		0.19	PPM(V/V)	D
W-217	8/12/21		Trichloroethene		0.72	PPM(V/V)	D
W-217	8/12/21		Trichlorofluoromethane		< 0.005	PPM(V/V)	D
W-217	8/12/21		Trichlorotrifluoroethane		0.046	PPM(V/V)	D
W-217	8/12/21		Vinyl chloride		< 0.005	PPM(V/V)	D
W-217	8/12/21		cis-1,2-Dichloroethene		0.035	PPM(V/V)	D
W-217	8/12/21		trans-1,2-Dichloroethene		< 0.005	PPM(V/V)	D

Attachment 2. Table 5. Soil vapor analytical data collected from wells, Livermore Site, 2021.

Well	Date	Sample Type	Parameter	LOS Indicator	Result	Units	QA Flag
W-217	11/3/21		1,1,1-Trichloroethane	<	0.005	PPM(V/V)	D
W-217	11/3/21		1,1,2-Trichloroethane	<	0.005	PPM(V/V)	D
W-217	11/3/21		1,1-Dichloroethane	<	0.005	PPM(V/V)	D
W-217	11/3/21		1,1-Dichloroethene		0.23	PPM(V/V)	D
W-217	11/3/21		1,2-Dichloroethane	<	0.005	PPM(V/V)	D
W-217	11/3/21		Bromodichloromethane	<	0.005	PPM(V/V)	D
W-217	11/3/21		Bromoform	<	0.005	PPM(V/V)	D
W-217	11/3/21		Carbon tetrachloride		0.033	PPM(V/V)	D
W-217	11/3/21		Chloroform		0.059	PPM(V/V)	D
W-217	11/3/21		Dibromochloromethane	<	0.005	PPM(V/V)	D
W-217	11/3/21		Tetrachloroethene		0.17	PPM(V/V)	D
W-217	11/3/21		Trichloroethene		0.62	PPM(V/V)	D
W-217	11/3/21		Trichlorofluoromethane	<	0.005	PPM(V/V)	D
W-217	11/3/21		Trichlorotrifluoroethane		0.045	PPM(V/V)	D
W-217	11/3/21		Vinyl chloride	<	0.005	PPM(V/V)	D
W-217	11/3/21		cis-1,2-Dichloroethene		0.029	PPM(V/V)	D
W-217	11/3/21		trans-1,2-Dichloroethene	<	0.005	PPM(V/V)	D
W-2204	3/11/21		1,1,1-Trichloroethane	<	0.05	PPM(V/V)	D
W-2204	3/11/21		1,1,2-Trichloroethane	<	0.05	PPM(V/V)	D
W-2204	3/11/21		1,1-Dichloroethane	<	0.05	PPM(V/V)	D
W-2204	3/11/21		1,1-Dichloroethene	<	0.05	PPM(V/V)	D
W-2204	3/11/21		1,2-Dichloroethane	<	0.05	PPM(V/V)	D
W-2204	3/11/21		Bromodichloromethane	<	0.05	PPM(V/V)	D
W-2204	3/11/21		Bromoform	<	0.05	PPM(V/V)	D
W-2204	3/11/21		Carbon tetrachloride		0.077	PPM(V/V)	D
W-2204	3/11/21		Chloroform	<	0.05	PPM(V/V)	D
W-2204	3/11/21		Dibromochloromethane	<	0.05	PPM(V/V)	D
W-2204	3/11/21		Tetrachloroethene		0.55	PPM(V/V)	D
W-2204	3/11/21		Trichloroethene		4.2	PPM(V/V)	D
W-2204	3/11/21		Trichlorofluoromethane	<	0.05	PPM(V/V)	D
W-2204	3/11/21		Trichlorotrifluoroethane	<	0.05	PPM(V/V)	D
W-2204	3/11/21		Vinyl chloride	<	0.05	PPM(V/V)	D
W-2204	3/11/21		cis-1,2-Dichloroethene	<	0.05	PPM(V/V)	D
W-2204	3/11/21		trans-1,2-Dichloroethene	<	0.05	PPM(V/V)	D
W-2204	4/22/21		1,1,1-Trichloroethane	<	0.05	PPM(V/V)	D
W-2204	4/22/21		1,1,2-Trichloroethane	<	0.05	PPM(V/V)	D
W-2204	4/22/21		1,1-Dichloroethane	<	0.05	PPM(V/V)	D
W-2204	4/22/21		1,1-Dichloroethene	<	0.05	PPM(V/V)	D
W-2204	4/22/21		1,2-Dichloroethane	<	0.05	PPM(V/V)	D
W-2204	4/22/21		Bromodichloromethane	<	0.05	PPM(V/V)	D
W-2204	4/22/21		Bromoform	<	0.05	PPM(V/V)	D
W-2204	4/22/21		Carbon tetrachloride		0.06	PPM(V/V)	D
W-2204	4/22/21		Chloroform	<	0.05	PPM(V/V)	D
W-2204	4/22/21		Dibromochloromethane	<	0.05	PPM(V/V)	D
W-2204	4/22/21		Tetrachloroethene		0.57	PPM(V/V)	D
W-2204	4/22/21		Trichloroethene		3.9	PPM(V/V)	D
W-2204	4/22/21		Trichlorofluoromethane	<	0.05	PPM(V/V)	D
W-2204	4/22/21		Trichlorotrifluoroethane	<	0.05	PPM(V/V)	D
W-2204	4/22/21		Vinyl chloride	<	0.05	PPM(V/V)	D
W-2204	4/22/21		cis-1,2-Dichloroethene	<	0.05	PPM(V/V)	D
W-2204	4/22/21		trans-1,2-Dichloroethene	<	0.05	PPM(V/V)	D
W-2204	8/18/21		1,1,1-Trichloroethane	<	0.005	PPM(V/V)	D
W-2204	8/18/21		1,1,2-Trichloroethane	<	0.005	PPM(V/V)	D
W-2204	8/18/21		1,1-Dichloroethane	<	0.005	PPM(V/V)	D
W-2204	8/18/21		1,1-Dichloroethene	<	0.005	PPM(V/V)	D
W-2204	8/18/21		1,2-Dichloroethane	<	0.005	PPM(V/V)	D
W-2204	8/18/21		Bromodichloromethane	<	0.005	PPM(V/V)	D
W-2204	8/18/21		Bromoform	<	0.005	PPM(V/V)	D
W-2204	8/18/21		Carbon tetrachloride	<	0.005	PPM(V/V)	D
W-2204	8/18/21		Chloroform	<	0.005	PPM(V/V)	D
W-2204	8/18/21		Dibromochloromethane	<	0.005	PPM(V/V)	D
W-2204	8/18/21		Tetrachloroethene	<	0.005	PPM(V/V)	D
W-2204	8/18/21		Trichloroethene		0.015	PPM(V/V)	D
W-2204	8/18/21		Trichlorofluoromethane	<	0.005	PPM(V/V)	D

Attachment 2. Table 5. Soil vapor analytical data collected from wells, Livermore Site, 2021.

Well	Date	Sample Type	Parameter	LOS Indicator	Result	Units	QA Flag
W-2204	8/18/21		Trichlorotrifluoroethane		< 0.005	PPM(V/V)	D
W-2204	8/18/21		Vinyl chloride		< 0.005	PPM(V/V)	D
W-2204	8/18/21		cis-1,2-Dichloroethene		< 0.005	PPM(V/V)	D
W-2204	8/18/21		trans-1,2-Dichloroethene		< 0.005	PPM(V/V)	D
W-2204	11/18/21		1,1,1-Trichloroethane		< 0.005	PPM(V/V)	D
W-2204	11/18/21		1,1,2-Trichloroethane		< 0.005	PPM(V/V)	D
W-2204	11/18/21		1,1-Dichloroethane		< 0.005	PPM(V/V)	D
W-2204	11/18/21		1,1-Dichloroethene		< 0.005	PPM(V/V)	D
W-2204	11/18/21		1,2-Dichloroethane		< 0.005	PPM(V/V)	D
W-2204	11/18/21		Bromodichloromethane		< 0.005	PPM(V/V)	D
W-2204	11/18/21		Bromoform		< 0.005	PPM(V/V)	D
W-2204	11/18/21		Carbon tetrachloride		< 0.005	PPM(V/V)	D
W-2204	11/18/21		Chloroform		< 0.005	PPM(V/V)	D
W-2204	11/18/21		Dibromochloromethane		< 0.005	PPM(V/V)	D
W-2204	11/18/21		Tetrachloroethene		0.0056	PPM(V/V)	D
W-2204	11/18/21		Trichloroethene		0.024	PPM(V/V)	D
W-2204	11/18/21		Trichlorofluoromethane		< 0.005	PPM(V/V)	D
W-2204	11/18/21		Trichlorotrifluoroethane		< 0.005	PPM(V/V)	D
W-2204	11/18/21		Vinyl chloride		< 0.005	PPM(V/V)	D
W-2204	11/18/21		cis-1,2-Dichloroethene		< 0.005	PPM(V/V)	D
W-2204	11/18/21		trans-1,2-Dichloroethene		< 0.005	PPM(V/V)	D
W-2205	3/11/21		1,1,1-Trichloroethane		< 0.05	PPM(V/V)	D
W-2205	3/11/21		1,1,2-Trichloroethane		< 0.05	PPM(V/V)	D
W-2205	3/11/21		1,1-Dichloroethane		< 0.05	PPM(V/V)	D
W-2205	3/11/21		1,1-Dichloroethene		< 0.05	PPM(V/V)	D
W-2205	3/11/21		1,2-Dichloroethane		< 0.05	PPM(V/V)	D
W-2205	3/11/21		Bromodichloromethane		< 0.05	PPM(V/V)	D
W-2205	3/11/21		Bromoform		< 0.05	PPM(V/V)	D
W-2205	3/11/21		Carbon tetrachloride		0.052	PPM(V/V)	D
W-2205	3/11/21		Chloroform		< 0.05	PPM(V/V)	D
W-2205	3/11/21		Dibromochloromethane		< 0.05	PPM(V/V)	D
W-2205	3/11/21		Tetrachloroethene		0.12	PPM(V/V)	D
W-2205	3/11/21		Trichloroethene		1.2	PPM(V/V)	D
W-2205	3/11/21		Trichlorofluoromethane		< 0.05	PPM(V/V)	D
W-2205	3/11/21		Trichlorotrifluoroethane		< 0.05	PPM(V/V)	D
W-2205	3/11/21		Vinyl chloride		< 0.05	PPM(V/V)	D
W-2205	3/11/21		cis-1,2-Dichloroethene		< 0.05	PPM(V/V)	D
W-2205	3/11/21		trans-1,2-Dichloroethene		< 0.05	PPM(V/V)	D
W-2205	4/22/21		1,1,1-Trichloroethane		< 0.05	PPM(V/V)	D
W-2205	4/22/21		1,1,2-Trichloroethane		< 0.05	PPM(V/V)	D
W-2205	4/22/21		1,1-Dichloroethane		< 0.05	PPM(V/V)	D
W-2205	4/22/21		1,1-Dichloroethene		< 0.05	PPM(V/V)	D
W-2205	4/22/21		1,2-Dichloroethane		< 0.05	PPM(V/V)	D
W-2205	4/22/21		Bromodichloromethane		< 0.05	PPM(V/V)	D
W-2205	4/22/21		Bromoform		< 0.05	PPM(V/V)	D
W-2205	4/22/21		Carbon tetrachloride		< 0.05	PPM(V/V)	D
W-2205	4/22/21		Chloroform		< 0.05	PPM(V/V)	D
W-2205	4/22/21		Dibromochloromethane		< 0.05	PPM(V/V)	D
W-2205	4/22/21		Tetrachloroethene		0.071	PPM(V/V)	D
W-2205	4/22/21		Trichloroethene		0.8	PPM(V/V)	D
W-2205	4/22/21		Trichlorofluoromethane		< 0.05	PPM(V/V)	D
W-2205	4/22/21		Trichlorotrifluoroethane		< 0.05	PPM(V/V)	D
W-2205	4/22/21		Vinyl chloride		< 0.05	PPM(V/V)	D
W-2205	4/22/21		cis-1,2-Dichloroethene		< 0.05	PPM(V/V)	D
W-2205	4/22/21		trans-1,2-Dichloroethene		< 0.05	PPM(V/V)	D
W-2205	8/18/21		1,1,1-Trichloroethane		< 0.01	PPM(V/V)	D
W-2205	8/18/21		1,1,2-Trichloroethane		< 0.01	PPM(V/V)	D
W-2205	8/18/21		1,1-Dichloroethane		< 0.01	PPM(V/V)	D
W-2205	8/18/21		1,1-Dichloroethene		< 0.01	PPM(V/V)	D
W-2205	8/18/21		1,2-Dichloroethane		< 0.01	PPM(V/V)	D
W-2205	8/18/21		Bromodichloromethane		< 0.01	PPM(V/V)	D
W-2205	8/18/21		Bromoform		< 0.01	PPM(V/V)	D
W-2205	8/18/21		Carbon tetrachloride		0.029	PPM(V/V)	D
W-2205	8/18/21		Chloroform		< 0.01	PPM(V/V)	D

Attachment 2. Table 5. Soil vapor analytical data collected from wells, Livermore Site, 2021.

Well	Date	Sample Type	Parameter	LOS Indicator	Result	Units	QA Flag
W-2205	8/18/21		Dibromochloromethane	<	0.01	PPM(V/V)	D
W-2205	8/18/21		Tetrachloroethene		0.05	PPM(V/V)	D
W-2205	8/18/21		Trichloroethene		0.57	PPM(V/V)	D
W-2205	8/18/21		Trichlorofluoromethane	<	0.01	PPM(V/V)	D
W-2205	8/18/21		Trichlorotrifluoroethane	<	0.01	PPM(V/V)	D
W-2205	8/18/21		Vinyl chloride	<	0.01	PPM(V/V)	D
W-2205	8/18/21		cis-1,2-Dichloroethene	<	0.01	PPM(V/V)	D
W-2205	8/18/21		trans-1,2-Dichloroethene	<	0.01	PPM(V/V)	D
W-2205	11/18/21		1,1,1-Trichloroethane	<	0.05	PPM(V/V)	D
W-2205	11/18/21		1,1,2-Trichloroethane	<	0.05	PPM(V/V)	D
W-2205	11/18/21		1,1-Dichloroethane	<	0.05	PPM(V/V)	D
W-2205	11/18/21		1,1-Dichloroethene	<	0.05	PPM(V/V)	D
W-2205	11/18/21		1,2-Dichloroethane	<	0.05	PPM(V/V)	D
W-2205	11/18/21		Bromodichloromethane	<	0.05	PPM(V/V)	D
W-2205	11/18/21		Bromoform	<	0.05	PPM(V/V)	D
W-2205	11/18/21		Carbon tetrachloride		0.058	PPM(V/V)	D
W-2205	11/18/21		Chloroform	<	0.05	PPM(V/V)	D
W-2205	11/18/21		Dibromochloromethane	<	0.05	PPM(V/V)	D
W-2205	11/18/21		Tetrachloroethene		0.14	PPM(V/V)	D
W-2205	11/18/21		Trichloroethene		1.8	PPM(V/V)	D
W-2205	11/18/21		Trichlorofluoromethane	<	0.05	PPM(V/V)	D
W-2205	11/18/21		Trichlorotrifluoroethane	<	0.05	PPM(V/V)	D
W-2205	11/18/21		Vinyl chloride	<	0.05	PPM(V/V)	D
W-2205	11/18/21		cis-1,2-Dichloroethene	<	0.05	PPM(V/V)	D
W-2205	11/18/21		trans-1,2-Dichloroethene	<	0.05	PPM(V/V)	D
W-2206	3/11/21		1,1,1-Trichloroethane	<	0.005	PPM(V/V)	D
W-2206	3/11/21		1,1,2-Trichloroethane	<	0.005	PPM(V/V)	D
W-2206	3/11/21		1,1-Dichloroethane	<	0.005	PPM(V/V)	D
W-2206	3/11/21		1,1-Dichloroethene	<	0.005	PPM(V/V)	D
W-2206	3/11/21		1,2-Dichloroethane	<	0.005	PPM(V/V)	D
W-2206	3/11/21		Bromodichloromethane	<	0.005	PPM(V/V)	D
W-2206	3/11/21		Bromoform	<	0.005	PPM(V/V)	D
W-2206	3/11/21		Carbon tetrachloride		0.0058	PPM(V/V)	D
W-2206	3/11/21		Chloroform	<	0.005	PPM(V/V)	D
W-2206	3/11/21		Dibromochloromethane	<	0.005	PPM(V/V)	D
W-2206	3/11/21		Tetrachloroethene		0.08	PPM(V/V)	D
W-2206	3/11/21		Trichloroethene		0.41	PPM(V/V)	D
W-2206	3/11/21		Trichlorofluoromethane	<	0.005	PPM(V/V)	D
W-2206	3/11/21		Trichlorotrifluoroethane	<	0.005	PPM(V/V)	D
W-2206	3/11/21		Vinyl chloride	<	0.005	PPM(V/V)	D
W-2206	3/11/21		cis-1,2-Dichloroethene	<	0.005	PPM(V/V)	D
W-2206	3/11/21		trans-1,2-Dichloroethene	<	0.005	PPM(V/V)	D
W-2206	4/22/21		1,1,1-Trichloroethane	<	0.005	PPM(V/V)	D
W-2206	4/22/21		1,1,2-Trichloroethane	<	0.005	PPM(V/V)	D
W-2206	4/22/21		1,1-Dichloroethane	<	0.005	PPM(V/V)	D
W-2206	4/22/21		1,1-Dichloroethene	<	0.005	PPM(V/V)	D
W-2206	4/22/21		1,2-Dichloroethane	<	0.005	PPM(V/V)	D
W-2206	4/22/21		Bromodichloromethane	<	0.005	PPM(V/V)	D
W-2206	4/22/21		Bromoform	<	0.005	PPM(V/V)	D
W-2206	4/22/21		Carbon tetrachloride		0.0056	PPM(V/V)	D
W-2206	4/22/21		Chloroform	<	0.005	PPM(V/V)	D
W-2206	4/22/21		Dibromochloromethane	<	0.005	PPM(V/V)	D
W-2206	4/22/21		Tetrachloroethene		0.097	PPM(V/V)	D
W-2206	4/22/21		Trichloroethene		0.71	PPM(V/V)	D
W-2206	4/22/21		Trichlorofluoromethane	<	0.005	PPM(V/V)	D
W-2206	4/22/21		Trichlorotrifluoroethane	<	0.005	PPM(V/V)	D
W-2206	4/22/21		Vinyl chloride	<	0.005	PPM(V/V)	D
W-2206	4/22/21		cis-1,2-Dichloroethene	<	0.005	PPM(V/V)	D
W-2206	4/22/21		trans-1,2-Dichloroethene	<	0.005	PPM(V/V)	D
W-2206	8/18/21		1,1,1-Trichloroethane	<	0.01	PPM(V/V)	D
W-2206	8/18/21		1,1,2-Trichloroethane	<	0.01	PPM(V/V)	D
W-2206	8/18/21		1,1-Dichloroethane	<	0.01	PPM(V/V)	D
W-2206	8/18/21		1,1-Dichloroethene	<	0.01	PPM(V/V)	D
W-2206	8/18/21		1,2-Dichloroethane	<	0.01	PPM(V/V)	D

Attachment 2. Table 5. Soil vapor analytical data collected from wells, Livermore Site, 2021.

Well	Date	Sample Type	Parameter	LOS Indicator	Result	Units	QA Flag
W-2206	8/18/21		Bromodichloromethane	<	0.01	PPM(V/V)	D
W-2206	8/18/21		Bromoform	<	0.01	PPM(V/V)	D
W-2206	8/18/21		Carbon tetrachloride	<	0.01	PPM(V/V)	D
W-2206	8/18/21		Chloroform	<	0.01	PPM(V/V)	D
W-2206	8/18/21		Dibromochloromethane	<	0.01	PPM(V/V)	D
W-2206	8/18/21		Tetrachloroethene		0.09	PPM(V/V)	D
W-2206	8/18/21		Trichloroethene		0.57	PPM(V/V)	D
W-2206	8/18/21		Trichlorofluoromethane	<	0.01	PPM(V/V)	D
W-2206	8/18/21		Trichlorotrifluoroethane	<	0.01	PPM(V/V)	D
W-2206	8/18/21		Vinyl chloride	<	0.01	PPM(V/V)	D
W-2206	8/18/21		cis-1,2-Dichloroethene	<	0.01	PPM(V/V)	D
W-2206	8/18/21		trans-1,2-Dichloroethene	<	0.01	PPM(V/V)	D
W-2206	11/18/21		1,1,1-Trichloroethane	<	0.05	PPM(V/V)	D
W-2206	11/18/21		1,1,2-Trichloroethane	<	0.05	PPM(V/V)	D
W-2206	11/18/21		1,1-Dichloroethane	<	0.05	PPM(V/V)	D
W-2206	11/18/21		1,1-Dichloroethene	<	0.05	PPM(V/V)	D
W-2206	11/18/21		1,2-Dichloroethane	<	0.05	PPM(V/V)	D
W-2206	11/18/21		Bromodichloromethane	<	0.05	PPM(V/V)	D
W-2206	11/18/21		Bromoform	<	0.05	PPM(V/V)	D
W-2206	11/18/21		Carbon tetrachloride	<	0.05	PPM(V/V)	D
W-2206	11/18/21		Chloroform	<	0.05	PPM(V/V)	D
W-2206	11/18/21		Dibromochloromethane	<	0.05	PPM(V/V)	D
W-2206	11/18/21		Tetrachloroethene		0.11	PPM(V/V)	D
W-2206	11/18/21		Trichloroethene		0.71	PPM(V/V)	D
W-2206	11/18/21		Trichlorofluoromethane	<	0.05	PPM(V/V)	D
W-2206	11/18/21		Trichlorotrifluoroethane	<	0.05	PPM(V/V)	D
W-2206	11/18/21		Vinyl chloride	<	0.05	PPM(V/V)	D
W-2206	11/18/21		cis-1,2-Dichloroethene	<	0.05	PPM(V/V)	D
W-2206	11/18/21		trans-1,2-Dichloroethene	<	0.05	PPM(V/V)	D
W-2207A	3/11/21		1,1,1-Trichloroethane	<	0.005	PPM(V/V)	D
W-2207A	3/11/21		1,1,2-Trichloroethane	<	0.005	PPM(V/V)	D
W-2207A	3/11/21		1,1-Dichloroethane	<	0.005	PPM(V/V)	D
W-2207A	3/11/21		1,1-Dichloroethene	<	0.005	PPM(V/V)	D
W-2207A	3/11/21		1,2-Dichloroethane	<	0.005	PPM(V/V)	D
W-2207A	3/11/21		Bromodichloromethane	<	0.005	PPM(V/V)	D
W-2207A	3/11/21		Bromoform	<	0.005	PPM(V/V)	D
W-2207A	3/11/21		Carbon tetrachloride	<	0.005	PPM(V/V)	D
W-2207A	3/11/21		Chloroform	<	0.005	PPM(V/V)	D
W-2207A	3/11/21		Dibromochloromethane	<	0.005	PPM(V/V)	D
W-2207A	3/11/21		Tetrachloroethene		0.0064	PPM(V/V)	D
W-2207A	3/11/21		Trichloroethene		0.11	PPM(V/V)	D
W-2207A	3/11/21		Trichlorofluoromethane	<	0.005	PPM(V/V)	D
W-2207A	3/11/21		Trichlorotrifluoroethane	<	0.005	PPM(V/V)	D
W-2207A	3/11/21		Vinyl chloride	<	0.005	PPM(V/V)	D
W-2207A	3/11/21		cis-1,2-Dichloroethene	<	0.005	PPM(V/V)	D
W-2207A	3/11/21		trans-1,2-Dichloroethene	<	0.005	PPM(V/V)	D
W-2207A	4/22/21		1,1,1-Trichloroethane	<	0.005	PPM(V/V)	D
W-2207A	4/22/21		1,1,2-Trichloroethane	<	0.005	PPM(V/V)	D
W-2207A	4/22/21		1,1-Dichloroethane	<	0.005	PPM(V/V)	D
W-2207A	4/22/21		1,1-Dichloroethene	<	0.005	PPM(V/V)	D
W-2207A	4/22/21		1,2-Dichloroethane	<	0.005	PPM(V/V)	D
W-2207A	4/22/21		Bromodichloromethane	<	0.005	PPM(V/V)	D
W-2207A	4/22/21		Bromoform	<	0.005	PPM(V/V)	D
W-2207A	4/22/21		Carbon tetrachloride	<	0.005	PPM(V/V)	D
W-2207A	4/22/21		Chloroform	<	0.005	PPM(V/V)	D
W-2207A	4/22/21		Dibromochloromethane	<	0.005	PPM(V/V)	D
W-2207A	4/22/21		Tetrachloroethene	<	0.005	PPM(V/V)	D
W-2207A	4/22/21		Trichloroethene		0.085	PPM(V/V)	D
W-2207A	4/22/21		Trichlorofluoromethane	<	0.005	PPM(V/V)	D
W-2207A	4/22/21		Trichlorotrifluoroethane	<	0.005	PPM(V/V)	D
W-2207A	4/22/21		Vinyl chloride	<	0.005	PPM(V/V)	D
W-2207A	4/22/21		cis-1,2-Dichloroethene	<	0.005	PPM(V/V)	D
W-2207A	4/22/21		trans-1,2-Dichloroethene	<	0.005	PPM(V/V)	D
W-2207A	8/18/21		1,1,1-Trichloroethane	<	0.005	PPM(V/V)	D

Attachment 2. Table 5. Soil vapor analytical data collected from wells, Livermore Site, 2021.

Well	Date	Sample Type	Parameter	LOS Indicator	Result	Units	QA Flag
W-2207A	8/18/21		1,1,2-Trichloroethane		< 0.005	PPM(V/V)	D
W-2207A	8/18/21		1,1-Dichloroethane		< 0.005	PPM(V/V)	D
W-2207A	8/18/21		1,1-Dichloroethene		< 0.005	PPM(V/V)	D
W-2207A	8/18/21		1,2-Dichloroethane		< 0.005	PPM(V/V)	D
W-2207A	8/18/21		Bromodichloromethane		< 0.005	PPM(V/V)	D
W-2207A	8/18/21		Bromoform		< 0.005	PPM(V/V)	D
W-2207A	8/18/21		Carbon tetrachloride		< 0.005	PPM(V/V)	D
W-2207A	8/18/21		Chloroform		< 0.005	PPM(V/V)	D
W-2207A	8/18/21		Dibromochloromethane		< 0.005	PPM(V/V)	D
W-2207A	8/18/21		Tetrachloroethene		< 0.005	PPM(V/V)	D
W-2207A	8/18/21		Trichloroethene		0.084	PPM(V/V)	D
W-2207A	8/18/21		Trichlorofluoromethane		< 0.005	PPM(V/V)	D
W-2207A	8/18/21		Trichlorotrifluoroethane		< 0.005	PPM(V/V)	D
W-2207A	8/18/21		Vinyl chloride		< 0.005	PPM(V/V)	D
W-2207A	8/18/21		cis-1,2-Dichloroethene		< 0.005	PPM(V/V)	D
W-2207A	8/18/21		trans-1,2-Dichloroethene		< 0.005	PPM(V/V)	D
W-2207A	11/18/21		1,1,1-Trichloroethane		< 0.005	PPM(V/V)	D
W-2207A	11/18/21		1,1,2-Trichloroethane		< 0.005	PPM(V/V)	D
W-2207A	11/18/21		1,1-Dichloroethane		< 0.005	PPM(V/V)	D
W-2207A	11/18/21		1,1-Dichloroethene		< 0.005	PPM(V/V)	D
W-2207A	11/18/21		1,2-Dichloroethane		< 0.005	PPM(V/V)	D
W-2207A	11/18/21		Bromodichloromethane		< 0.005	PPM(V/V)	D
W-2207A	11/18/21		Bromoform		< 0.005	PPM(V/V)	D
W-2207A	11/18/21		Carbon tetrachloride		< 0.005	PPM(V/V)	D
W-2207A	11/18/21		Chloroform		< 0.005	PPM(V/V)	D
W-2207A	11/18/21		Dibromochloromethane		< 0.005	PPM(V/V)	D
W-2207A	11/18/21		Tetrachloroethene		0.0072	PPM(V/V)	D
W-2207A	11/18/21		Trichloroethene		0.1	PPM(V/V)	D
W-2207A	11/18/21		Trichlorofluoromethane		< 0.005	PPM(V/V)	D
W-2207A	11/18/21		Trichlorotrifluoroethane		< 0.005	PPM(V/V)	D
W-2207A	11/18/21		Vinyl chloride		< 0.005	PPM(V/V)	D
W-2207A	11/18/21		cis-1,2-Dichloroethene		< 0.005	PPM(V/V)	D
W-2207A	11/18/21		trans-1,2-Dichloroethene		< 0.005	PPM(V/V)	D
W-2207B	3/11/21		1,1,1-Trichloroethane		< 0.005	PPM(V/V)	D
W-2207B	3/11/21		1,1,2-Trichloroethane		< 0.005	PPM(V/V)	D
W-2207B	3/11/21		1,1-Dichloroethane		< 0.005	PPM(V/V)	D
W-2207B	3/11/21		1,1-Dichloroethene		< 0.005	PPM(V/V)	D
W-2207B	3/11/21		1,2-Dichloroethane		< 0.005	PPM(V/V)	D
W-2207B	3/11/21		Bromodichloromethane		< 0.005	PPM(V/V)	D
W-2207B	3/11/21		Bromoform		< 0.005	PPM(V/V)	D
W-2207B	3/11/21		Carbon tetrachloride		< 0.005	PPM(V/V)	D
W-2207B	3/11/21		Chloroform		< 0.005	PPM(V/V)	D
W-2207B	3/11/21		Dibromochloromethane		< 0.005	PPM(V/V)	D
W-2207B	3/11/21		Tetrachloroethene		0.011	PPM(V/V)	D
W-2207B	3/11/21		Trichloroethene		0.23	PPM(V/V)	D
W-2207B	3/11/21		Trichlorofluoromethane		< 0.005	PPM(V/V)	D
W-2207B	3/11/21		Trichlorotrifluoroethane		< 0.005	PPM(V/V)	D
W-2207B	3/11/21		Vinyl chloride		< 0.005	PPM(V/V)	D
W-2207B	3/11/21		cis-1,2-Dichloroethene		< 0.005	PPM(V/V)	D
W-2207B	3/11/21		trans-1,2-Dichloroethene		< 0.005	PPM(V/V)	D
W-2207B	4/22/21		1,1,1-Trichloroethane		< 0.005	PPM(V/V)	D
W-2207B	4/22/21		1,1,2-Trichloroethane		< 0.005	PPM(V/V)	D
W-2207B	4/22/21		1,1-Dichloroethane		< 0.005	PPM(V/V)	D
W-2207B	4/22/21		1,1-Dichloroethene		< 0.005	PPM(V/V)	D
W-2207B	4/22/21		1,2-Dichloroethane		< 0.005	PPM(V/V)	D
W-2207B	4/22/21		Bromodichloromethane		< 0.005	PPM(V/V)	D
W-2207B	4/22/21		Bromoform		< 0.005	PPM(V/V)	D
W-2207B	4/22/21		Carbon tetrachloride		< 0.005	PPM(V/V)	D
W-2207B	4/22/21		Chloroform		< 0.005	PPM(V/V)	D
W-2207B	4/22/21		Dibromochloromethane		< 0.005	PPM(V/V)	D
W-2207B	4/22/21		Tetrachloroethene		< 0.005	PPM(V/V)	D
W-2207B	4/22/21		Trichloroethene		0.23	PPM(V/V)	D
W-2207B	4/22/21		Trichlorofluoromethane		< 0.005	PPM(V/V)	D
W-2207B	4/22/21		Trichlorotrifluoroethane		< 0.005	PPM(V/V)	D

Attachment 2. Table 5. Soil vapor analytical data collected from wells, Livermore Site, 2021.

Well	Date	Sample Type	Parameter	LOS Indicator	Result	Units	QA Flag
W-2207B	4/22/21		Vinyl chloride		< 0.005	PPM(V/V)	D
W-2207B	4/22/21		cis-1,2-Dichloroethene		< 0.005	PPM(V/V)	D
W-2207B	4/22/21		trans-1,2-Dichloroethene		< 0.005	PPM(V/V)	D
W-2207B	8/18/21		1,1,1-Trichloroethane		< 0.005	PPM(V/V)	D
W-2207B	8/18/21		1,1,2-Trichloroethane		< 0.005	PPM(V/V)	D
W-2207B	8/18/21		1,1-Dichloroethane		< 0.005	PPM(V/V)	D
W-2207B	8/18/21		1,1-Dichloroethene		< 0.005	PPM(V/V)	D
W-2207B	8/18/21		1,2-Dichloroethane		< 0.005	PPM(V/V)	D
W-2207B	8/18/21		Bromodichloromethane		< 0.005	PPM(V/V)	D
W-2207B	8/18/21		Bromoform		< 0.005	PPM(V/V)	D
W-2207B	8/18/21		Carbon tetrachloride		< 0.005	PPM(V/V)	D
W-2207B	8/18/21		Chloroform		< 0.005	PPM(V/V)	D
W-2207B	8/18/21		Dibromochloromethane		< 0.005	PPM(V/V)	D
W-2207B	8/18/21		Tetrachloroethene		0.0056	PPM(V/V)	D
W-2207B	8/18/21		Trichloroethene		0.24	PPM(V/V)	D
W-2207B	8/18/21		Trichlorofluoromethane		< 0.005	PPM(V/V)	D
W-2207B	8/18/21		Trichlorotrifluoroethane		< 0.005	PPM(V/V)	D
W-2207B	8/18/21		Vinyl chloride		< 0.005	PPM(V/V)	D
W-2207B	8/18/21		cis-1,2-Dichloroethene		< 0.005	PPM(V/V)	D
W-2207B	8/18/21		trans-1,2-Dichloroethene		< 0.005	PPM(V/V)	D
W-2207B	11/18/21		1,1,1-Trichloroethane		< 0.005	PPM(V/V)	D
W-2207B	11/18/21		1,1,2-Trichloroethane		< 0.005	PPM(V/V)	D
W-2207B	11/18/21		1,1-Dichloroethane		< 0.005	PPM(V/V)	D
W-2207B	11/18/21		1,1-Dichloroethene		< 0.005	PPM(V/V)	D
W-2207B	11/18/21		1,2-Dichloroethane		< 0.005	PPM(V/V)	D
W-2207B	11/18/21		Bromodichloromethane		< 0.005	PPM(V/V)	D
W-2207B	11/18/21		Bromoform		< 0.005	PPM(V/V)	D
W-2207B	11/18/21		Carbon tetrachloride		< 0.005	PPM(V/V)	D
W-2207B	11/18/21		Chloroform		< 0.005	PPM(V/V)	D
W-2207B	11/18/21		Dibromochloromethane		< 0.005	PPM(V/V)	D
W-2207B	11/18/21		Tetrachloroethene		0.0078	PPM(V/V)	D
W-2207B	11/18/21		Trichloroethene		0.35	PPM(V/V)	D
W-2207B	11/18/21		Trichlorofluoromethane		< 0.005	PPM(V/V)	D
W-2207B	11/18/21		Trichlorotrifluoroethane		< 0.005	PPM(V/V)	D
W-2207B	11/18/21		Vinyl chloride		< 0.005	PPM(V/V)	D
W-2207B	11/18/21		cis-1,2-Dichloroethene		< 0.005	PPM(V/V)	D
W-2207B	11/18/21		trans-1,2-Dichloroethene		< 0.005	PPM(V/V)	D
W-2208A	3/11/21		1,1,1-Trichloroethane		< 0.05	PPM(V/V)	D
W-2208A	3/11/21		1,1,2-Trichloroethane		< 0.05	PPM(V/V)	D
W-2208A	3/11/21		1,1-Dichloroethane		< 0.05	PPM(V/V)	D
W-2208A	3/11/21		1,1-Dichloroethene		< 0.05	PPM(V/V)	D
W-2208A	3/11/21		1,2-Dichloroethane		< 0.05	PPM(V/V)	D
W-2208A	3/11/21		Bromodichloromethane		< 0.05	PPM(V/V)	D
W-2208A	3/11/21		Bromoform		< 0.05	PPM(V/V)	D
W-2208A	3/11/21		Carbon tetrachloride		< 0.05	PPM(V/V)	D
W-2208A	3/11/21		Chloroform		< 0.05	PPM(V/V)	D
W-2208A	3/11/21		Dibromochloromethane		< 0.05	PPM(V/V)	D
W-2208A	3/11/21		Tetrachloroethene		< 0.05	PPM(V/V)	D
W-2208A	3/11/21		Trichloroethene		0.87	PPM(V/V)	D
W-2208A	3/11/21		Trichlorofluoromethane		< 0.05	PPM(V/V)	D
W-2208A	3/11/21		Trichlorotrifluoroethane		< 0.05	PPM(V/V)	D
W-2208A	3/11/21		Vinyl chloride		< 0.05	PPM(V/V)	D
W-2208A	3/11/21		cis-1,2-Dichloroethene		< 0.05	PPM(V/V)	D
W-2208A	3/11/21		trans-1,2-Dichloroethene		< 0.05	PPM(V/V)	D
W-2208A	4/22/21		1,1,1-Trichloroethane		< 0.005	PPM(V/V)	D
W-2208A	4/22/21		1,1,2-Trichloroethane		< 0.005	PPM(V/V)	D
W-2208A	4/22/21		1,1-Dichloroethane		< 0.005	PPM(V/V)	D
W-2208A	4/22/21		1,1-Dichloroethene		0.012	PPM(V/V)	D
W-2208A	4/22/21		1,2-Dichloroethane		< 0.005	PPM(V/V)	D
W-2208A	4/22/21		Bromodichloromethane		< 0.005	PPM(V/V)	D
W-2208A	4/22/21		Bromoform		< 0.005	PPM(V/V)	D
W-2208A	4/22/21		Carbon tetrachloride		0.0092	PPM(V/V)	D
W-2208A	4/22/21		Chloroform		0.0056	PPM(V/V)	D
W-2208A	4/22/21		Dibromochloromethane		< 0.005	PPM(V/V)	D

Attachment 2. Table 5. Soil vapor analytical data collected from wells, Livermore Site, 2021.

Well	Date	Sample Type	Parameter	LOS Indicator	Result	Units	QA Flag
W-2208A	4/22/21		Tetrachloroethene		0.018	PPM(V/V)	D
W-2208A	4/22/21		Trichloroethene		0.95	PPM(V/V)	D
W-2208A	4/22/21		Trichlorofluoromethane		0.015	PPM(V/V)	D
W-2208A	4/22/21		Trichlorotrifluoroethane		< 0.005	PPM(V/V)	D
W-2208A	4/22/21		Vinyl chloride		< 0.005	PPM(V/V)	D
W-2208A	4/22/21		cis-1,2-Dichloroethene		0.02	PPM(V/V)	D
W-2208A	4/22/21		trans-1,2-Dichloroethene		< 0.005	PPM(V/V)	D
W-2208A	8/18/21		1,1,1-Trichloroethane		< 0.05	PPM(V/V)	D
W-2208A	8/18/21		1,1,2-Trichloroethane		< 0.05	PPM(V/V)	D
W-2208A	8/18/21		1,1-Dichloroethane		< 0.05	PPM(V/V)	D
W-2208A	8/18/21		1,1-Dichloroethene		< 0.05	PPM(V/V)	D
W-2208A	8/18/21		1,2-Dichloroethane		< 0.05	PPM(V/V)	D
W-2208A	8/18/21		Bromodichloromethane		< 0.05	PPM(V/V)	D
W-2208A	8/18/21		Bromoform		< 0.05	PPM(V/V)	D
W-2208A	8/18/21		Carbon tetrachloride		< 0.05	PPM(V/V)	D
W-2208A	8/18/21		Chloroform		< 0.05	PPM(V/V)	D
W-2208A	8/18/21		Dibromochloromethane		< 0.05	PPM(V/V)	D
W-2208A	8/18/21		Tetrachloroethene		< 0.05	PPM(V/V)	D
W-2208A	8/18/21		Trichloroethene		0.89	PPM(V/V)	D
W-2208A	8/18/21		Trichlorofluoromethane		< 0.05	PPM(V/V)	D
W-2208A	8/18/21		Trichlorotrifluoroethane		< 0.05	PPM(V/V)	D
W-2208A	8/18/21		Vinyl chloride		< 0.05	PPM(V/V)	D
W-2208A	8/18/21		cis-1,2-Dichloroethene		< 0.05	PPM(V/V)	D
W-2208A	8/18/21		trans-1,2-Dichloroethene		< 0.05	PPM(V/V)	D
W-2208A	11/18/21		1,1,1-Trichloroethane		< 0.005	PPM(V/V)	D
W-2208A	11/18/21		1,1,2-Trichloroethane		0.0051	PPM(V/V)	D
W-2208A	11/18/21		1,1-Dichloroethane		< 0.005	PPM(V/V)	D
W-2208A	11/18/21		1,1-Dichloroethene		0.019	PPM(V/V)	D
W-2208A	11/18/21		1,2-Dichloroethane		< 0.005	PPM(V/V)	D
W-2208A	11/18/21		Bromodichloromethane		< 0.005	PPM(V/V)	D
W-2208A	11/18/21		Bromoform		< 0.005	PPM(V/V)	D
W-2208A	11/18/21		Carbon tetrachloride		0.01	PPM(V/V)	D
W-2208A	11/18/21		Chloroform		0.0082	PPM(V/V)	D
W-2208A	11/18/21		Dibromochloromethane		< 0.005	PPM(V/V)	D
W-2208A	11/18/21		Tetrachloroethene		0.024	PPM(V/V)	D
W-2208A	11/18/21		Trichloroethene		0.85	PPM(V/V)	D
W-2208A	11/18/21		Trichlorofluoromethane		0.031	PPM(V/V)	D
W-2208A	11/18/21		Trichlorotrifluoroethane		0.0059	PPM(V/V)	D
W-2208A	11/18/21		Vinyl chloride		< 0.005	PPM(V/V)	D
W-2208A	11/18/21		cis-1,2-Dichloroethene		0.019	PPM(V/V)	D
W-2208A	11/18/21		trans-1,2-Dichloroethene		< 0.005	PPM(V/V)	D
W-2208B	3/11/21		1,1,1-Trichloroethane		< 0.05	PPM(V/V)	D
W-2208B	3/11/21		1,1,2-Trichloroethane		< 0.05	PPM(V/V)	D
W-2208B	3/11/21		1,1-Dichloroethane		< 0.05	PPM(V/V)	D
W-2208B	3/11/21		1,1-Dichloroethene		0.074	PPM(V/V)	D
W-2208B	3/11/21		1,2-Dichloroethane		< 0.05	PPM(V/V)	D
W-2208B	3/11/21		Bromodichloromethane		< 0.05	PPM(V/V)	D
W-2208B	3/11/21		Bromoform		< 0.05	PPM(V/V)	D
W-2208B	3/11/21		Carbon tetrachloride		< 0.05	PPM(V/V)	D
W-2208B	3/11/21		Chloroform		< 0.05	PPM(V/V)	D
W-2208B	3/11/21		Dibromochloromethane		< 0.05	PPM(V/V)	D
W-2208B	3/11/21		Tetrachloroethene		0.1	PPM(V/V)	D
W-2208B	3/11/21		Trichloroethene		1.7	PPM(V/V)	D
W-2208B	3/11/21		Trichlorofluoromethane		< 0.05	PPM(V/V)	D
W-2208B	3/11/21		Trichlorotrifluoroethane		< 0.05	PPM(V/V)	D
W-2208B	3/11/21		Vinyl chloride		< 0.05	PPM(V/V)	D
W-2208B	3/11/21		cis-1,2-Dichloroethene		0.16	PPM(V/V)	D
W-2208B	3/11/21		trans-1,2-Dichloroethene		< 0.05	PPM(V/V)	D
W-2208B	4/22/21		1,1,1-Trichloroethane		< 0.05	PPM(V/V)	D
W-2208B	4/22/21		1,1,2-Trichloroethane		< 0.05	PPM(V/V)	D
W-2208B	4/22/21		1,1-Dichloroethane		< 0.05	PPM(V/V)	D
W-2208B	4/22/21		1,1-Dichloroethene		< 0.05	PPM(V/V)	D
W-2208B	4/22/21		1,2-Dichloroethane		< 0.05	PPM(V/V)	D
W-2208B	4/22/21		Bromodichloromethane		< 0.05	PPM(V/V)	D

Attachment 2. Table 5. Soil vapor analytical data collected from wells, Livermore Site, 2021.

Well	Date	Sample Type	Parameter	LOS Indicator	Result	Units	QA Flag
W-2208B	4/22/21		Bromoform	<	0.05	PPM(V/V)	D
W-2208B	4/22/21		Carbon tetrachloride	<	0.05	PPM(V/V)	D
W-2208B	4/22/21		Chloroform	<	0.05	PPM(V/V)	D
W-2208B	4/22/21		Dibromochloromethane	<	0.05	PPM(V/V)	D
W-2208B	4/22/21		Tetrachloroethene		0.066	PPM(V/V)	D
W-2208B	4/22/21		Trichloroethene		1.5	PPM(V/V)	D
W-2208B	4/22/21		Trichlorofluoromethane	<	0.05	PPM(V/V)	D
W-2208B	4/22/21		Trichlorotrifluoroethane	<	0.05	PPM(V/V)	D
W-2208B	4/22/21		Vinyl chloride	<	0.05	PPM(V/V)	D
W-2208B	4/22/21		cis-1,2-Dichloroethene		0.098	PPM(V/V)	D
W-2208B	4/22/21		trans-1,2-Dichloroethene	<	0.05	PPM(V/V)	D
W-2208B	8/18/21		1,1,1-Trichloroethane	<	0.05	PPM(V/V)	D
W-2208B	8/18/21		1,1,2-Trichloroethane	<	0.05	PPM(V/V)	D
W-2208B	8/18/21		1,1-Dichloroethane	<	0.05	PPM(V/V)	D
W-2208B	8/18/21		1,1-Dichloroethene		0.066	PPM(V/V)	D
W-2208B	8/18/21		1,2-Dichloroethane	<	0.05	PPM(V/V)	D
W-2208B	8/18/21		Bromodichloromethane	<	0.05	PPM(V/V)	D
W-2208B	8/18/21		Bromoform	<	0.05	PPM(V/V)	D
W-2208B	8/18/21		Carbon tetrachloride	<	0.05	PPM(V/V)	D
W-2208B	8/18/21		Chloroform	<	0.05	PPM(V/V)	D
W-2208B	8/18/21		Dibromochloromethane	<	0.05	PPM(V/V)	D
W-2208B	8/18/21		Tetrachloroethene		0.077	PPM(V/V)	D
W-2208B	8/18/21		Trichloroethene		1.5	PPM(V/V)	D
W-2208B	8/18/21		Trichlorofluoromethane	<	0.05	PPM(V/V)	D
W-2208B	8/18/21		Trichlorotrifluoroethane	<	0.05	PPM(V/V)	D
W-2208B	8/18/21		Vinyl chloride	<	0.05	PPM(V/V)	D
W-2208B	8/18/21		cis-1,2-Dichloroethene		0.095	PPM(V/V)	D
W-2208B	8/18/21		trans-1,2-Dichloroethene	<	0.05	PPM(V/V)	D
W-2208B	11/18/21		1,1,1-Trichloroethane	<	0.05	PPM(V/V)	D
W-2208B	11/18/21		1,1,2-Trichloroethane	<	0.05	PPM(V/V)	D
W-2208B	11/18/21		1,1-Dichloroethane	<	0.05	PPM(V/V)	D
W-2208B	11/18/21		1,1-Dichloroethene		0.094	PPM(V/V)	D
W-2208B	11/18/21		1,2-Dichloroethane	<	0.05	PPM(V/V)	D
W-2208B	11/18/21		Bromodichloromethane	<	0.05	PPM(V/V)	D
W-2208B	11/18/21		Bromoform	<	0.05	PPM(V/V)	D
W-2208B	11/18/21		Carbon tetrachloride	<	0.05	PPM(V/V)	D
W-2208B	11/18/21		Chloroform	<	0.05	PPM(V/V)	D
W-2208B	11/18/21		Dibromochloromethane	<	0.05	PPM(V/V)	D
W-2208B	11/18/21		Tetrachloroethene		0.089	PPM(V/V)	D
W-2208B	11/18/21		Trichloroethene		1.8	PPM(V/V)	D
W-2208B	11/18/21		Trichlorofluoromethane	<	0.05	PPM(V/V)	D
W-2208B	11/18/21		Trichlorotrifluoroethane	<	0.05	PPM(V/V)	D
W-2208B	11/18/21		Vinyl chloride	<	0.05	PPM(V/V)	D
W-2208B	11/18/21		cis-1,2-Dichloroethene		0.099	PPM(V/V)	D
W-2208B	11/18/21		trans-1,2-Dichloroethene	<	0.05	PPM(V/V)	D
W-2211	3/17/21		1,1,1-Trichloroethane	<	0.01	PPM(V/V)	D
W-2211	3/17/21		1,1,2-Trichloroethane	<	0.01	PPM(V/V)	D
W-2211	3/17/21		1,1-Dichloroethane	<	0.01	PPM(V/V)	D
W-2211	3/17/21		1,1-Dichloroethene		0.067	PPM(V/V)	D
W-2211	3/17/21		1,2-Dichloroethane	<	0.01	PPM(V/V)	D
W-2211	3/17/21		Bromodichloromethane	<	0.01	PPM(V/V)	D
W-2211	3/17/21		Bromoform	<	0.01	PPM(V/V)	D
W-2211	3/17/21		Carbon tetrachloride	<	0.01	PPM(V/V)	D
W-2211	3/17/21		Chloroform		0.091	PPM(V/V)	D
W-2211	3/17/21		Dibromochloromethane	<	0.01	PPM(V/V)	D
W-2211	3/17/21		Tetrachloroethene		0.09	PPM(V/V)	D
W-2211	3/17/21		Trichloroethene		0.63	PPM(V/V)	D
W-2211	3/17/21		Trichlorofluoromethane	<	0.01	PPM(V/V)	D
W-2211	3/17/21		Trichlorotrifluoroethane	<	0.01	PPM(V/V)	D
W-2211	3/17/21		Vinyl chloride	<	0.01	PPM(V/V)	D
W-2211	3/17/21		cis-1,2-Dichloroethene	<	0.01	PPM(V/V)	D
W-2211	3/17/21		trans-1,2-Dichloroethene	<	0.01	PPM(V/V)	D
W-2211	5/25/21		1,1,1-Trichloroethane	<	0.005	PPM(V/V)	D
W-2211	5/25/21		1,1,2-Trichloroethane	<	0.005	PPM(V/V)	D

Attachment 2. Table 5. Soil vapor analytical data collected from wells, Livermore Site, 2021.

Well	Date	Sample Type	Parameter	LOS Indicator	Result	Units	QA Flag
W-2211	5/25/21		1,1-Dichloroethane		< 0.005	PPM(V/V)	D
W-2211	5/25/21		1,1-Dichloroethene		< 0.005	PPM(V/V)	D
W-2211	5/25/21		1,2-Dichloroethane		< 0.005	PPM(V/V)	D
W-2211	5/25/21		Bromodichloromethane		< 0.005	PPM(V/V)	D
W-2211	5/25/21		Bromoform		< 0.005	PPM(V/V)	D
W-2211	5/25/21		Carbon tetrachloride		< 0.005	PPM(V/V)	D
W-2211	5/25/21		Chloroform		< 0.005	PPM(V/V)	D
W-2211	5/25/21		Dibromochloromethane		< 0.005	PPM(V/V)	D
W-2211	5/25/21		Tetrachloroethene		< 0.005	PPM(V/V)	D
W-2211	5/25/21		Trichloroethene		< 0.005	PPM(V/V)	D
W-2211	5/25/21		Trichlorofluoromethane		< 0.005	PPM(V/V)	D
W-2211	5/25/21		Trichlorotrifluoroethane		< 0.005	PPM(V/V)	D
W-2211	5/25/21		Vinyl chloride		< 0.005	PPM(V/V)	D
W-2211	5/25/21		cis-1,2-Dichloroethene		< 0.005	PPM(V/V)	D
W-2211	5/25/21		trans-1,2-Dichloroethene		< 0.005	PPM(V/V)	D
W-2211	11/4/21		1,1,1-Trichloroethane		< 0.005	PPM(V/V)	D
W-2211	11/4/21		1,1,2-Trichloroethane		< 0.005	PPM(V/V)	D
W-2211	11/4/21		1,1-Dichloroethane		< 0.005	PPM(V/V)	D
W-2211	11/4/21		1,1-Dichloroethene		< 0.005	PPM(V/V)	D
W-2211	11/4/21		1,2-Dichloroethane		< 0.005	PPM(V/V)	D
W-2211	11/4/21		Bromodichloromethane		< 0.005	PPM(V/V)	D
W-2211	11/4/21		Bromoform		< 0.005	PPM(V/V)	D
W-2211	11/4/21		Carbon tetrachloride		< 0.005	PPM(V/V)	D
W-2211	11/4/21		Chloroform		< 0.005	PPM(V/V)	D
W-2211	11/4/21		Dibromochloromethane		< 0.005	PPM(V/V)	D
W-2211	11/4/21		Tetrachloroethene		< 0.005	PPM(V/V)	D
W-2211	11/4/21		Trichloroethene		< 0.005	PPM(V/V)	D
W-2211	11/4/21		Trichlorofluoromethane		< 0.005	PPM(V/V)	D
W-2211	11/4/21		Trichlorotrifluoroethane		< 0.005	PPM(V/V)	D
W-2211	11/4/21		Vinyl chloride		< 0.005	PPM(V/V)	D
W-2211	11/4/21		cis-1,2-Dichloroethene		< 0.005	PPM(V/V)	D
W-2211	11/4/21		trans-1,2-Dichloroethene		< 0.005	PPM(V/V)	D
W-2212	3/17/21		1,1,1-Trichloroethane		< 0.005	PPM(V/V)	D
W-2212	3/17/21		1,1,2-Trichloroethane		< 0.005	PPM(V/V)	D
W-2212	3/17/21		1,1-Dichloroethane		< 0.005	PPM(V/V)	D
W-2212	3/17/21		1,1-Dichloroethene		0.01	PPM(V/V)	D
W-2212	3/17/21		1,2-Dichloroethane		< 0.005	PPM(V/V)	D
W-2212	3/17/21		Bromodichloromethane		< 0.005	PPM(V/V)	D
W-2212	3/17/21		Bromoform		< 0.005	PPM(V/V)	D
W-2212	3/17/21		Carbon tetrachloride		< 0.005	PPM(V/V)	D
W-2212	3/17/21		Chloroform		0.01	PPM(V/V)	D
W-2212	3/17/21		Dibromochloromethane		< 0.005	PPM(V/V)	D
W-2212	3/17/21		Tetrachloroethene		0.0087	PPM(V/V)	D
W-2212	3/17/21		Trichloroethene		0.061	PPM(V/V)	D
W-2212	3/17/21		Trichlorofluoromethane		< 0.005	PPM(V/V)	D
W-2212	3/17/21		Trichlorotrifluoroethane		< 0.005	PPM(V/V)	D
W-2212	3/17/21		Vinyl chloride		< 0.005	PPM(V/V)	D
W-2212	3/17/21		cis-1,2-Dichloroethene		< 0.005	PPM(V/V)	D
W-2212	3/17/21		trans-1,2-Dichloroethene		< 0.005	PPM(V/V)	D
W-2212	5/25/21		1,1,1-Trichloroethane		< 0.005	PPM(V/V)	D
W-2212	5/25/21		1,1,2-Trichloroethane		< 0.005	PPM(V/V)	D
W-2212	5/25/21		1,1-Dichloroethane		< 0.005	PPM(V/V)	D
W-2212	5/25/21		1,1-Dichloroethene		< 0.005	PPM(V/V)	D
W-2212	5/25/21		1,2-Dichloroethane		< 0.005	PPM(V/V)	D
W-2212	5/25/21		Bromodichloromethane		< 0.005	PPM(V/V)	D
W-2212	5/25/21		Bromoform		< 0.005	PPM(V/V)	D
W-2212	5/25/21		Carbon tetrachloride		< 0.005	PPM(V/V)	D
W-2212	5/25/21		Chloroform		< 0.005	PPM(V/V)	D
W-2212	5/25/21		Dibromochloromethane		< 0.005	PPM(V/V)	D
W-2212	5/25/21		Tetrachloroethene		< 0.005	PPM(V/V)	D
W-2212	5/25/21		Trichloroethene		< 0.005	PPM(V/V)	D
W-2212	5/25/21		Trichlorofluoromethane		< 0.005	PPM(V/V)	D
W-2212	5/25/21		Trichlorotrifluoroethane		< 0.005	PPM(V/V)	D
W-2212	5/25/21		Vinyl chloride		< 0.005	PPM(V/V)	D

Attachment 2. Table 5. Soil vapor analytical data collected from wells, Livermore Site, 2021.

Well	Date	Sample Type	Parameter	LOS Indicator	Result	Units	QA Flag
W-2212	5/25/21		cis-1,2-Dichloroethene		< 0.005	PPM(V/V)	D
W-2212	5/25/21		trans-1,2-Dichloroethene		< 0.005	PPM(V/V)	D
W-2212	11/8/21		1,1,1-Trichloroethane		< 0.005	PPM(V/V)	D
W-2212	11/8/21		1,1,2-Trichloroethane		< 0.005	PPM(V/V)	D
W-2212	11/8/21		1,1-Dichloroethane		< 0.005	PPM(V/V)	D
W-2212	11/8/21		1,1-Dichloroethene		< 0.005	PPM(V/V)	D
W-2212	11/8/21		1,2-Dichloroethane		< 0.005	PPM(V/V)	D
W-2212	11/8/21		Bromodichloromethane		< 0.005	PPM(V/V)	D
W-2212	11/8/21		Bromoform		< 0.005	PPM(V/V)	D
W-2212	11/8/21		Carbon tetrachloride		< 0.005	PPM(V/V)	D
W-2212	11/8/21		Chloroform		< 0.005	PPM(V/V)	D
W-2212	11/8/21		Dibromochloromethane		< 0.005	PPM(V/V)	D
W-2212	11/8/21		Tetrachloroethene		< 0.005	PPM(V/V)	D
W-2212	11/8/21		Trichloroethene		< 0.005	PPM(V/V)	D
W-2212	11/8/21		Trichlorofluoromethane		< 0.005	PPM(V/V)	D
W-2212	11/8/21		Trichlorotrifluoroethane		< 0.005	PPM(V/V)	D
W-2212	11/8/21		Vinyl chloride		< 0.005	PPM(V/V)	D
W-2212	11/8/21		cis-1,2-Dichloroethene		< 0.005	PPM(V/V)	D
W-2212	11/8/21		trans-1,2-Dichloroethene		< 0.005	PPM(V/V)	D
W-2215A	2/17/21		1,1,1-Trichloroethane		< 0.05	PPM(V/V)	D
W-2215A	2/17/21		1,1,2-Trichloroethane		< 0.05	PPM(V/V)	D
W-2215A	2/17/21		1,1-Dichloroethane		< 0.05	PPM(V/V)	D
W-2215A	2/17/21		1,1-Dichloroethene		< 0.05	PPM(V/V)	D
W-2215A	2/17/21		1,2-Dichloroethane		< 0.05	PPM(V/V)	D
W-2215A	2/17/21		Bromodichloromethane		< 0.05	PPM(V/V)	D
W-2215A	2/17/21		Bromoform		< 0.05	PPM(V/V)	D
W-2215A	2/17/21		Carbon tetrachloride		< 0.05	PPM(V/V)	D
W-2215A	2/17/21		Chloroform		< 0.05	PPM(V/V)	D
W-2215A	2/17/21		Dibromochloromethane		< 0.05	PPM(V/V)	D
W-2215A	2/17/21		Tetrachloroethene		0.13	PPM(V/V)	D
W-2215A	2/17/21		Trichloroethene		2.7	PPM(V/V)	D
W-2215A	2/17/21		Trichlorofluoromethane		< 0.05	PPM(V/V)	D
W-2215A	2/17/21		Trichlorotrifluoroethane		< 0.05	PPM(V/V)	D
W-2215A	2/17/21		Vinyl chloride		< 0.05	PPM(V/V)	D
W-2215A	2/17/21		cis-1,2-Dichloroethene		< 0.05	PPM(V/V)	D
W-2215A	2/17/21		trans-1,2-Dichloroethene		< 0.05	PPM(V/V)	D
W-2215A	4/21/21		1,1,1-Trichloroethane		< 0.05	PPM(V/V)	D
W-2215A	4/21/21		1,1,2-Trichloroethane		< 0.05	PPM(V/V)	D
W-2215A	4/21/21		1,1-Dichloroethane		< 0.05	PPM(V/V)	D
W-2215A	4/21/21		1,1-Dichloroethene		< 0.05	PPM(V/V)	D
W-2215A	4/21/21		1,2-Dichloroethane		< 0.05	PPM(V/V)	D
W-2215A	4/21/21		Bromodichloromethane		< 0.05	PPM(V/V)	D
W-2215A	4/21/21		Bromoform		< 0.05	PPM(V/V)	D
W-2215A	4/21/21		Carbon tetrachloride		< 0.05	PPM(V/V)	D
W-2215A	4/21/21		Chloroform		< 0.05	PPM(V/V)	D
W-2215A	4/21/21		Dibromochloromethane		< 0.05	PPM(V/V)	D
W-2215A	4/21/21		Tetrachloroethene		0.083	PPM(V/V)	D
W-2215A	4/21/21		Trichloroethene		2.4	PPM(V/V)	D
W-2215A	4/21/21		Trichlorofluoromethane		< 0.05	PPM(V/V)	D
W-2215A	4/21/21		Trichlorotrifluoroethane		< 0.05	PPM(V/V)	D
W-2215A	4/21/21		Vinyl chloride		< 0.05	PPM(V/V)	D
W-2215A	4/21/21		cis-1,2-Dichloroethene		< 0.05	PPM(V/V)	D
W-2215A	4/21/21		trans-1,2-Dichloroethene		< 0.05	PPM(V/V)	D
W-2215A	8/10/21		1,1,1-Trichloroethane		< 0.05	PPM(V/V)	D
W-2215A	8/10/21		1,1,2-Trichloroethane		< 0.05	PPM(V/V)	D
W-2215A	8/10/21		1,1-Dichloroethane		< 0.05	PPM(V/V)	D
W-2215A	8/10/21		1,1-Dichloroethene		0.054	PPM(V/V)	D
W-2215A	8/10/21		1,2-Dichloroethane		< 0.05	PPM(V/V)	D
W-2215A	8/10/21		Bromodichloromethane		< 0.05	PPM(V/V)	D
W-2215A	8/10/21		Bromoform		< 0.05	PPM(V/V)	D
W-2215A	8/10/21		Carbon tetrachloride		< 0.05	PPM(V/V)	D
W-2215A	8/10/21		Chloroform		< 0.05	PPM(V/V)	D
W-2215A	8/10/21		Dibromochloromethane		< 0.05	PPM(V/V)	D
W-2215A	8/10/21		Tetrachloroethene		0.2	PPM(V/V)	D

Attachment 2. Table 5. Soil vapor analytical data collected from wells, Livermore Site, 2021.

Well	Date	Sample Type	Parameter	LOS Indicator	Result	Units	QA Flag
W-2215A	8/10/21		Trichloroethene		3.1	PPM(V/V)	D
W-2215A	8/10/21		Trichlorofluoromethane		< 0.05	PPM(V/V)	D
W-2215A	8/10/21		Trichlorotrifluoroethane		< 0.05	PPM(V/V)	D
W-2215A	8/10/21		Vinyl chloride		< 0.05	PPM(V/V)	D
W-2215A	8/10/21		cis-1,2-Dichloroethene		< 0.05	PPM(V/V)	D
W-2215A	8/10/21		trans-1,2-Dichloroethene		< 0.05	PPM(V/V)	D
W-2215A	11/16/21		1,1,1-Trichloroethane		< 0.01	PPM(V/V)	D
W-2215A	11/16/21		1,1,2-Trichloroethane		< 0.01	PPM(V/V)	D
W-2215A	11/16/21		1,1-Dichloroethane		< 0.01	PPM(V/V)	D
W-2215A	11/16/21		1,1-Dichloroethene		0.051	PPM(V/V)	D
W-2215A	11/16/21		1,2-Dichloroethane		< 0.01	PPM(V/V)	D
W-2215A	11/16/21		Bromodichloromethane		< 0.01	PPM(V/V)	D
W-2215A	11/16/21		Bromoform		< 0.01	PPM(V/V)	D
W-2215A	11/16/21		Carbon tetrachloride		< 0.01	PPM(V/V)	D
W-2215A	11/16/21		Chloroform		0.014	PPM(V/V)	D
W-2215A	11/16/21		Dibromochloromethane		< 0.01	PPM(V/V)	D
W-2215A	11/16/21		Tetrachloroethene		0.064	PPM(V/V)	D
W-2215A	11/16/21		Trichloroethene		3	PPM(V/V)	D
W-2215A	11/16/21		Trichlorofluoromethane		< 0.01	PPM(V/V)	D
W-2215A	11/16/21		Trichlorotrifluoroethane		< 0.01	PPM(V/V)	D
W-2215A	11/16/21		Vinyl chloride		< 0.01	PPM(V/V)	D
W-2215A	11/16/21		cis-1,2-Dichloroethene		< 0.01	PPM(V/V)	D
W-2215A	11/16/21		trans-1,2-Dichloroethene		< 0.01	PPM(V/V)	D
W-2215B	2/17/21		1,1,1-Trichloroethane		< 0.005	PPM(V/V)	D
W-2215B	2/17/21		1,1,2-Trichloroethane		< 0.005	PPM(V/V)	D
W-2215B	2/17/21		1,1-Dichloroethane		< 0.005	PPM(V/V)	D
W-2215B	2/17/21		1,1-Dichloroethene		0.1	PPM(V/V)	D
W-2215B	2/17/21		1,2-Dichloroethane		< 0.005	PPM(V/V)	D
W-2215B	2/17/21		Bromodichloromethane		< 0.005	PPM(V/V)	D
W-2215B	2/17/21		Bromoform		< 0.005	PPM(V/V)	D
W-2215B	2/17/21		Carbon tetrachloride		0.013	PPM(V/V)	D
W-2215B	2/17/21		Chloroform		< 0.005	PPM(V/V)	D
W-2215B	2/17/21		Dibromochloromethane		< 0.005	PPM(V/V)	D
W-2215B	2/17/21		Tetrachloroethene		0.12	PPM(V/V)	D
W-2215B	2/17/21		Trichloroethene		0.4	PPM(V/V)	D
W-2215B	2/17/21		Trichlorofluoromethane		< 0.005	PPM(V/V)	D
W-2215B	2/17/21		Trichlorotrifluoroethane		0.089	PPM(V/V)	D
W-2215B	2/17/21		Vinyl chloride		< 0.005	PPM(V/V)	D
W-2215B	2/17/21		cis-1,2-Dichloroethene		< 0.005	PPM(V/V)	D
W-2215B	2/17/21		trans-1,2-Dichloroethene		< 0.005	PPM(V/V)	D
W-2215B	4/21/21		1,1,1-Trichloroethane		< 0.005	PPM(V/V)	D
W-2215B	4/21/21		1,1,2-Trichloroethane		< 0.005	PPM(V/V)	D
W-2215B	4/21/21		1,1-Dichloroethane		< 0.005	PPM(V/V)	D
W-2215B	4/21/21		1,1-Dichloroethene		0.062	PPM(V/V)	D
W-2215B	4/21/21		1,2-Dichloroethane		< 0.005	PPM(V/V)	D
W-2215B	4/21/21		Bromodichloromethane		< 0.005	PPM(V/V)	D
W-2215B	4/21/21		Bromoform		< 0.005	PPM(V/V)	D
W-2215B	4/21/21		Carbon tetrachloride		0.0087	PPM(V/V)	D
W-2215B	4/21/21		Chloroform		< 0.005	PPM(V/V)	D
W-2215B	4/21/21		Dibromochloromethane		< 0.005	PPM(V/V)	D
W-2215B	4/21/21		Tetrachloroethene		0.085	PPM(V/V)	D
W-2215B	4/21/21		Trichloroethene		0.19	PPM(V/V)	D
W-2215B	4/21/21		Trichlorofluoromethane		< 0.005	PPM(V/V)	D
W-2215B	4/21/21		Trichlorotrifluoroethane		0.055	PPM(V/V)	D
W-2215B	4/21/21		Vinyl chloride		< 0.005	PPM(V/V)	D
W-2215B	4/21/21		cis-1,2-Dichloroethene		< 0.005	PPM(V/V)	D
W-2215B	4/21/21		trans-1,2-Dichloroethene		< 0.005	PPM(V/V)	D
W-2215B	8/10/21		1,1,1-Trichloroethane		< 0.05	PPM(V/V)	D
W-2215B	8/10/21		1,1,2-Trichloroethane		< 0.05	PPM(V/V)	D
W-2215B	8/10/21		1,1-Dichloroethane		< 0.05	PPM(V/V)	D
W-2215B	8/10/21		1,1-Dichloroethene		0.092	PPM(V/V)	D
W-2215B	8/10/21		1,2-Dichloroethane		< 0.05	PPM(V/V)	D
W-2215B	8/10/21		Bromodichloromethane		< 0.05	PPM(V/V)	D
W-2215B	8/10/21		Bromoform		< 0.05	PPM(V/V)	D

Attachment 2. Table 5. Soil vapor analytical data collected from wells, Livermore Site, 2021.

Well	Date	Sample Type	Parameter	LOS Indicator	Result	Units	QA Flag
W-2215B	8/10/21		Carbon tetrachloride		< 0.05	PPM(V/V)	D
W-2215B	8/10/21		Chloroform		< 0.05	PPM(V/V)	D
W-2215B	8/10/21		Dibromochloromethane		< 0.05	PPM(V/V)	D
W-2215B	8/10/21		Tetrachloroethene		0.33	PPM(V/V)	D
W-2215B	8/10/21		Trichloroethene		0.5	PPM(V/V)	D
W-2215B	8/10/21		Trichlorofluoromethane		< 0.05	PPM(V/V)	D
W-2215B	8/10/21		Trichlorotrifluoroethane		0.067	PPM(V/V)	D
W-2215B	8/10/21		Vinyl chloride		< 0.05	PPM(V/V)	D
W-2215B	8/10/21		cis-1,2-Dichloroethene		< 0.05	PPM(V/V)	D
W-2215B	8/10/21		trans-1,2-Dichloroethene		< 0.05	PPM(V/V)	D
W-2215B	11/16/21		1,1,1-Trichloroethane		< 0.005	PPM(V/V)	D
W-2215B	11/16/21		1,1,2-Trichloroethane		< 0.005	PPM(V/V)	D
W-2215B	11/16/21		1,1-Dichloroethane		< 0.005	PPM(V/V)	D
W-2215B	11/16/21		1,1-Dichloroethene		0.089	PPM(V/V)	D
W-2215B	11/16/21		1,2-Dichloroethane		< 0.005	PPM(V/V)	D
W-2215B	11/16/21		Bromodichloromethane		< 0.005	PPM(V/V)	D
W-2215B	11/16/21		Bromoform		< 0.005	PPM(V/V)	D
W-2215B	11/16/21		Carbon tetrachloride		0.023	PPM(V/V)	D
W-2215B	11/16/21		Chloroform		< 0.005	PPM(V/V)	D
W-2215B	11/16/21		Dibromochloromethane		< 0.005	PPM(V/V)	D
W-2215B	11/16/21		Tetrachloroethene		0.18	PPM(V/V)	D
W-2215B	11/16/21		Trichloroethene		0.44	PPM(V/V)	D
W-2215B	11/16/21		Trichlorofluoromethane		< 0.005	PPM(V/V)	D
W-2215B	11/16/21		Trichlorotrifluoroethane		0.059	PPM(V/V)	D
W-2215B	11/16/21		Vinyl chloride		< 0.005	PPM(V/V)	D
W-2215B	11/16/21		cis-1,2-Dichloroethene		0.0058	PPM(V/V)	D
W-2215B	11/16/21		trans-1,2-Dichloroethene		< 0.005	PPM(V/V)	D
W-2216A	5/12/21		1,1,1-Trichloroethane		< 0.005	PPM(V/V)	D
W-2216A	5/12/21		1,1,2-Trichloroethane		< 0.005	PPM(V/V)	D
W-2216A	5/12/21		1,1-Dichloroethane		< 0.005	PPM(V/V)	D
W-2216A	5/12/21		1,1-Dichloroethene		0.022	PPM(V/V)	D
W-2216A	5/12/21		1,2-Dichloroethane		< 0.005	PPM(V/V)	D
W-2216A	5/12/21		Bromodichloromethane		< 0.005	PPM(V/V)	D
W-2216A	5/12/21		Bromoform		< 0.005	PPM(V/V)	D
W-2216A	5/12/21		Carbon tetrachloride		0.0088	PPM(V/V)	D
W-2216A	5/12/21		Chloroform		0.065	PPM(V/V)	D
W-2216A	5/12/21		Dibromochloromethane		< 0.005	PPM(V/V)	D
W-2216A	5/12/21		Tetrachloroethene		0.046	PPM(V/V)	D
W-2216A	5/12/21		Trichloroethene		0.6	PPM(V/V)	D
W-2216A	5/12/21		Trichlorofluoromethane		< 0.005	PPM(V/V)	D
W-2216A	5/12/21		Trichlorotrifluoroethane		0.13	PPM(V/V)	D
W-2216A	5/12/21		Vinyl chloride		< 0.005	PPM(V/V)	D
W-2216A	5/12/21		cis-1,2-Dichloroethene		< 0.005	PPM(V/V)	D
W-2216A	5/12/21		trans-1,2-Dichloroethene		< 0.005	PPM(V/V)	D
W-2216B	5/12/21		1,1,1-Trichloroethane		< 0.005	PPM(V/V)	D
W-2216B	5/12/21		1,1,2-Trichloroethane		< 0.005	PPM(V/V)	D
W-2216B	5/12/21		1,1-Dichloroethane		< 0.005	PPM(V/V)	D
W-2216B	5/12/21		1,1-Dichloroethene		< 0.005	PPM(V/V)	D
W-2216B	5/12/21		1,2-Dichloroethane		< 0.005	PPM(V/V)	D
W-2216B	5/12/21		Bromodichloromethane		< 0.005	PPM(V/V)	D
W-2216B	5/12/21		Bromoform		< 0.005	PPM(V/V)	D
W-2216B	5/12/21		Carbon tetrachloride		< 0.005	PPM(V/V)	D
W-2216B	5/12/21		Chloroform		< 0.005	PPM(V/V)	D
W-2216B	5/12/21		Dibromochloromethane		< 0.005	PPM(V/V)	D
W-2216B	5/12/21		Tetrachloroethene		< 0.005	PPM(V/V)	D
W-2216B	5/12/21		Trichloroethene		0.017	PPM(V/V)	D
W-2216B	5/12/21		Trichlorofluoromethane		< 0.005	PPM(V/V)	D
W-2216B	5/12/21		Trichlorotrifluoroethane		0.0058	PPM(V/V)	D
W-2216B	5/12/21		Vinyl chloride		< 0.005	PPM(V/V)	D
W-2216B	5/12/21		cis-1,2-Dichloroethene		0.012	PPM(V/V)	D
W-2216B	5/12/21		trans-1,2-Dichloroethene		< 0.005	PPM(V/V)	D
W-2217A	6/3/21		1,1,1-Trichloroethane		< 0.005	PPM(V/V)	D
W-2217A	6/3/21		1,1,2-Trichloroethane		< 0.005	PPM(V/V)	D
W-2217A	6/3/21		1,1-Dichloroethane		< 0.005	PPM(V/V)	D

Attachment 2. Table 5. Soil vapor analytical data collected from wells, Livermore Site, 2021.

Well	Date	Sample Type	Parameter	LOS Indicator	Result	Units	QA Flag
W-2217A	6/3/21		1,1-Dichloroethene		< 0.005	PPM(V/V)	D
W-2217A	6/3/21		1,2-Dichloroethane		< 0.005	PPM(V/V)	D
W-2217A	6/3/21		Bromodichloromethane		< 0.005	PPM(V/V)	D
W-2217A	6/3/21		Bromoform		< 0.005	PPM(V/V)	D
W-2217A	6/3/21		Carbon tetrachloride		< 0.005	PPM(V/V)	D
W-2217A	6/3/21		Chloroform		< 0.005	PPM(V/V)	D
W-2217A	6/3/21		Dibromochloromethane		< 0.005	PPM(V/V)	D
W-2217A	6/3/21		Tetrachloroethene		< 0.005	PPM(V/V)	D
W-2217A	6/3/21		Trichloroethene		0.027	PPM(V/V)	D
W-2217A	6/3/21		Trichlorofluoromethane		< 0.005	PPM(V/V)	D
W-2217A	6/3/21		Trichlorotrifluoroethane		< 0.005	PPM(V/V)	D
W-2217A	6/3/21		Vinyl chloride		< 0.005	PPM(V/V)	D
W-2217A	6/3/21		cis-1,2-Dichloroethene		< 0.005	PPM(V/V)	D
W-2217A	6/3/21		trans-1,2-Dichloroethene		< 0.005	PPM(V/V)	D
W-2217B	6/3/21		1,1,1-Trichloroethane		< 0.005	PPM(V/V)	D
W-2217B	6/3/21		1,1,2-Trichloroethane		< 0.005	PPM(V/V)	D
W-2217B	6/3/21		1,1-Dichloroethane		< 0.005	PPM(V/V)	D
W-2217B	6/3/21		1,1-Dichloroethene		< 0.005	PPM(V/V)	D
W-2217B	6/3/21		1,2-Dichloroethane		< 0.005	PPM(V/V)	D
W-2217B	6/3/21		Bromodichloromethane		< 0.005	PPM(V/V)	D
W-2217B	6/3/21		Bromoform		< 0.005	PPM(V/V)	D
W-2217B	6/3/21		Carbon tetrachloride		< 0.005	PPM(V/V)	D
W-2217B	6/3/21		Chloroform		< 0.005	PPM(V/V)	D
W-2217B	6/3/21		Dibromochloromethane		< 0.005	PPM(V/V)	D
W-2217B	6/3/21		Tetrachloroethene		< 0.005	PPM(V/V)	D
W-2217B	6/3/21		Trichloroethene		< 0.005	PPM(V/V)	D
W-2217B	6/3/21		Trichlorofluoromethane		< 0.005	PPM(V/V)	D
W-2217B	6/3/21		Trichlorotrifluoroethane		< 0.005	PPM(V/V)	D
W-2217B	6/3/21		Vinyl chloride		< 0.005	PPM(V/V)	D
W-2217B	6/3/21		cis-1,2-Dichloroethene		< 0.005	PPM(V/V)	D
W-2217B	6/3/21		trans-1,2-Dichloroethene		< 0.005	PPM(V/V)	D
W-2302	3/17/21		1,1,1-Trichloroethane		< 0.005	PPM(V/V)	D
W-2302	3/17/21		1,1,2-Trichloroethane		< 0.005	PPM(V/V)	D
W-2302	3/17/21		1,1-Dichloroethane		< 0.005	PPM(V/V)	D
W-2302	3/17/21		1,1-Dichloroethene		0.0073	PPM(V/V)	D
W-2302	3/17/21		1,2-Dichloroethane		< 0.005	PPM(V/V)	D
W-2302	3/17/21		Bromodichloromethane		< 0.005	PPM(V/V)	D
W-2302	3/17/21		Bromoform		< 0.005	PPM(V/V)	D
W-2302	3/17/21		Carbon tetrachloride		< 0.005	PPM(V/V)	D
W-2302	3/17/21		Chloroform		0.021	PPM(V/V)	D
W-2302	3/17/21		Dibromochloromethane		< 0.005	PPM(V/V)	D
W-2302	3/17/21		Tetrachloroethene		0.023	PPM(V/V)	D
W-2302	3/17/21		Trichloroethene		0.28	PPM(V/V)	D
W-2302	3/17/21		Trichlorofluoromethane		< 0.005	PPM(V/V)	D
W-2302	3/17/21		Trichlorotrifluoroethane		< 0.005	PPM(V/V)	D
W-2302	3/17/21		Vinyl chloride		< 0.005	PPM(V/V)	D
W-2302	3/17/21		cis-1,2-Dichloroethene		< 0.005	PPM(V/V)	D
W-2302	3/17/21		trans-1,2-Dichloroethene		< 0.005	PPM(V/V)	D
W-2302	5/12/21		1,1,1-Trichloroethane		< 0.005	PPM(V/V)	D
W-2302	5/12/21		1,1,2-Trichloroethane		< 0.005	PPM(V/V)	D
W-2302	5/12/21		1,1-Dichloroethane		< 0.005	PPM(V/V)	D
W-2302	5/12/21		1,1-Dichloroethene		< 0.005	PPM(V/V)	D
W-2302	5/12/21		1,2-Dichloroethane		< 0.005	PPM(V/V)	D
W-2302	5/12/21		Bromodichloromethane		< 0.005	PPM(V/V)	D
W-2302	5/12/21		Bromoform		< 0.005	PPM(V/V)	D
W-2302	5/12/21		Carbon tetrachloride		< 0.005	PPM(V/V)	D
W-2302	5/12/21		Chloroform		0.011	PPM(V/V)	D
W-2302	5/12/21		Dibromochloromethane		< 0.005	PPM(V/V)	D
W-2302	5/12/21		Tetrachloroethene		0.0083	PPM(V/V)	D
W-2302	5/12/21		Trichloroethene		0.1	PPM(V/V)	D
W-2302	5/12/21		Trichlorofluoromethane		< 0.005	PPM(V/V)	D
W-2302	5/12/21		Trichlorotrifluoroethane		< 0.005	PPM(V/V)	D
W-2302	5/12/21		Vinyl chloride		< 0.005	PPM(V/V)	D
W-2302	5/12/21		cis-1,2-Dichloroethene		< 0.005	PPM(V/V)	D

Attachment 2. Table 5. Soil vapor analytical data collected from wells, Livermore Site, 2021.

Well	Date	Sample Type	Parameter	LOS Indicator	Result	Units	QA Flag
W-2302	5/12/21		trans-1,2-Dichloroethene		< 0.005	PPM(V/V)	D
W-2302	11/3/21		1,1,1-Trichloroethane		< 0.005	PPM(V/V)	D
W-2302	11/3/21		1,1,2-Trichloroethane		< 0.005	PPM(V/V)	D
W-2302	11/3/21		1,1-Dichloroethane		< 0.005	PPM(V/V)	D
W-2302	11/3/21		1,1-Dichloroethene		< 0.005	PPM(V/V)	D
W-2302	11/3/21		1,2-Dichloroethane		< 0.005	PPM(V/V)	D
W-2302	11/3/21		Bromodichloromethane		< 0.005	PPM(V/V)	D
W-2302	11/3/21		Bromoform		< 0.005	PPM(V/V)	D
W-2302	11/3/21		Carbon tetrachloride		< 0.005	PPM(V/V)	D
W-2302	11/3/21		Chloroform		< 0.005	PPM(V/V)	D
W-2302	11/3/21		Dibromochloromethane		< 0.005	PPM(V/V)	D
W-2302	11/3/21		Tetrachloroethene		< 0.005	PPM(V/V)	D
W-2302	11/3/21		Trichloroethene		< 0.005	PPM(V/V)	D
W-2302	11/3/21		Trichlorofluoromethane		< 0.005	PPM(V/V)	D
W-2302	11/3/21		Trichlorotrifluoroethane		< 0.005	PPM(V/V)	D
W-2302	11/3/21		Vinyl chloride		< 0.005	PPM(V/V)	D
W-2302	11/3/21		cis-1,2-Dichloroethene		< 0.005	PPM(V/V)	D
W-2302	11/3/21		trans-1,2-Dichloroethene		< 0.005	PPM(V/V)	D
W-2303	3/17/21		1,1,1-Trichloroethane		< 0.005	PPM(V/V)	D
W-2303	3/17/21		1,1,2-Trichloroethane		< 0.005	PPM(V/V)	D
W-2303	3/17/21		1,1-Dichloroethane		< 0.005	PPM(V/V)	D
W-2303	3/17/21		1,1-Dichloroethene		< 0.005	PPM(V/V)	D
W-2303	3/17/21		1,2-Dichloroethane		< 0.005	PPM(V/V)	D
W-2303	3/17/21		Bromodichloromethane		< 0.005	PPM(V/V)	D
W-2303	3/17/21		Bromoform		< 0.005	PPM(V/V)	D
W-2303	3/17/21		Carbon tetrachloride		< 0.005	PPM(V/V)	D
W-2303	3/17/21		Chloroform		< 0.005	PPM(V/V)	D
W-2303	3/17/21		Dibromochloromethane		< 0.005	PPM(V/V)	D
W-2303	3/17/21		Tetrachloroethene		< 0.005	PPM(V/V)	D
W-2303	3/17/21		Trichloroethene		0.0079	PPM(V/V)	D
W-2303	3/17/21		Trichlorofluoromethane		< 0.005	PPM(V/V)	D
W-2303	3/17/21		Trichlorotrifluoroethane		< 0.005	PPM(V/V)	D
W-2303	3/17/21		Vinyl chloride		< 0.005	PPM(V/V)	D
W-2303	3/17/21		cis-1,2-Dichloroethene		< 0.005	PPM(V/V)	D
W-2303	3/17/21		trans-1,2-Dichloroethene		< 0.005	PPM(V/V)	D
W-2303	5/12/21		1,1,1-Trichloroethane		< 0.005	PPM(V/V)	D
W-2303	5/12/21		1,1,2-Trichloroethane		< 0.005	PPM(V/V)	D
W-2303	5/12/21		1,1-Dichloroethane		< 0.005	PPM(V/V)	D
W-2303	5/12/21		1,1-Dichloroethene		< 0.005	PPM(V/V)	D
W-2303	5/12/21		1,2-Dichloroethane		< 0.005	PPM(V/V)	D
W-2303	5/12/21		Bromodichloromethane		< 0.005	PPM(V/V)	D
W-2303	5/12/21		Bromoform		< 0.005	PPM(V/V)	D
W-2303	5/12/21		Carbon tetrachloride		< 0.005	PPM(V/V)	D
W-2303	5/12/21		Chloroform		< 0.005	PPM(V/V)	D
W-2303	5/12/21		Dibromochloromethane		< 0.005	PPM(V/V)	D
W-2303	5/12/21		Tetrachloroethene		< 0.005	PPM(V/V)	D
W-2303	5/12/21		Trichloroethene		< 0.005	PPM(V/V)	D
W-2303	5/12/21		Trichlorofluoromethane		< 0.005	PPM(V/V)	D
W-2303	5/12/21		Trichlorotrifluoroethane		< 0.005	PPM(V/V)	D
W-2303	5/12/21		Vinyl chloride		< 0.005	PPM(V/V)	D
W-2303	5/12/21		cis-1,2-Dichloroethene		< 0.005	PPM(V/V)	D
W-2303	5/12/21		trans-1,2-Dichloroethene		< 0.005	PPM(V/V)	D
W-2303	11/8/21		1,1,1-Trichloroethane		< 0.005	PPM(V/V)	D
W-2303	11/8/21		1,1,2-Trichloroethane		< 0.005	PPM(V/V)	D
W-2303	11/8/21		1,1-Dichloroethane		< 0.005	PPM(V/V)	D
W-2303	11/8/21		1,1-Dichloroethene		0.03	PPM(V/V)	D
W-2303	11/8/21		1,2-Dichloroethane		< 0.005	PPM(V/V)	D
W-2303	11/8/21		Bromodichloromethane		< 0.005	PPM(V/V)	D
W-2303	11/8/21		Bromoform		< 0.005	PPM(V/V)	D
W-2303	11/8/21		Carbon tetrachloride		< 0.005	PPM(V/V)	D
W-2303	11/8/21		Chloroform		0.018	PPM(V/V)	D
W-2303	11/8/21		Dibromochloromethane		< 0.005	PPM(V/V)	D
W-2303	11/8/21		Tetrachloroethene		0.011	PPM(V/V)	D
W-2303	11/8/21		Trichloroethene		0.11	PPM(V/V)	D

Attachment 2. Table 5. Soil vapor analytical data collected from wells, Livermore Site, 2021.

Well	Date	Sample Type	Parameter	LOS Indicator	Result	Units	QA Flag
W-2303	11/8/21		Trichlorofluoromethane		< 0.005	PPM(V/V)	D
W-2303	11/8/21		Trichlorotrifluoroethane		< 0.005	PPM(V/V)	D
W-2303	11/8/21		Vinyl chloride		< 0.005	PPM(V/V)	D
W-2303	11/8/21		cis-1,2-Dichloroethene		< 0.005	PPM(V/V)	D
W-2303	11/8/21		trans-1,2-Dichloroethene		< 0.005	PPM(V/V)	D
W-2305	3/23/21		1,1,1-Trichloroethane		< 0.05	PPM(V/V)	D
W-2305	3/23/21		1,1,2-Trichloroethane		< 0.05	PPM(V/V)	D
W-2305	3/23/21		1,1-Dichloroethane		< 0.05	PPM(V/V)	D
W-2305	3/23/21		1,1-Dichloroethene		0.35	PPM(V/V)	D
W-2305	3/23/21		1,2-Dichloroethane		< 0.05	PPM(V/V)	D
W-2305	3/23/21		Bromodichloromethane		< 0.05	PPM(V/V)	D
W-2305	3/23/21		Bromoform		< 0.05	PPM(V/V)	D
W-2305	3/23/21		Carbon tetrachloride		< 0.05	PPM(V/V)	D
W-2305	3/23/21		Chloroform		< 0.05	PPM(V/V)	D
W-2305	3/23/21		Dibromochloromethane		< 0.05	PPM(V/V)	D
W-2305	3/23/21		Tetrachloroethene		0.63	PPM(V/V)	D
W-2305	3/23/21		Trichloroethene		0.7	PPM(V/V)	D
W-2305	3/23/21		Trichlorofluoromethane		< 0.05	PPM(V/V)	D
W-2305	3/23/21		Trichlorotrifluoroethane		0.24	PPM(V/V)	D
W-2305	3/23/21		Vinyl chloride		< 0.05	PPM(V/V)	D
W-2305	3/23/21		cis-1,2-Dichloroethene		< 0.05	PPM(V/V)	D
W-2305	3/23/21		trans-1,2-Dichloroethene		< 0.05	PPM(V/V)	D
W-2305	4/26/21		1,1,1-Trichloroethane		< 0.05	PPM(V/V)	D
W-2305	4/26/21		1,1,2-Trichloroethane		< 0.05	PPM(V/V)	D
W-2305	4/26/21		1,1-Dichloroethane		< 0.05	PPM(V/V)	D
W-2305	4/26/21		1,1-Dichloroethene		5.3	PPM(V/V)	D
W-2305	4/26/21		1,2-Dichloroethane		< 0.05	PPM(V/V)	D
W-2305	4/26/21		Bromodichloromethane		< 0.05	PPM(V/V)	D
W-2305	4/26/21		Bromoform		< 0.05	PPM(V/V)	D
W-2305	4/26/21		Carbon tetrachloride		< 0.05	PPM(V/V)	D
W-2305	4/26/21		Chloroform		< 0.05	PPM(V/V)	D
W-2305	4/26/21		Dibromochloromethane		< 0.05	PPM(V/V)	D
W-2305	4/26/21		Tetrachloroethene		4.4	PPM(V/V)	D
W-2305	4/26/21		Trichloroethene		5.8	PPM(V/V)	D
W-2305	4/26/21		Trichlorofluoromethane		< 0.05	PPM(V/V)	D
W-2305	4/26/21		Trichlorotrifluoroethane		3.6	PPM(V/V)	D
W-2305	4/26/21		Vinyl chloride		< 0.05	PPM(V/V)	D
W-2305	4/26/21		cis-1,2-Dichloroethene		< 0.05	PPM(V/V)	D
W-2305	4/26/21		trans-1,2-Dichloroethene		< 0.05	PPM(V/V)	D
W-2305	8/25/21		1,1,1-Trichloroethane		< 0.05	PPM(V/V)	D
W-2305	8/25/21		1,1,2-Trichloroethane		< 0.05	PPM(V/V)	D
W-2305	8/25/21		1,1-Dichloroethane		< 0.05	PPM(V/V)	D
W-2305	8/25/21		1,1-Dichloroethene		1.4	PPM(V/V)	D
W-2305	8/25/21		1,2-Dichloroethane		< 0.05	PPM(V/V)	D
W-2305	8/25/21		Bromodichloromethane		< 0.05	PPM(V/V)	D
W-2305	8/25/21		Bromoform		< 0.05	PPM(V/V)	D
W-2305	8/25/21		Carbon tetrachloride		< 0.05	PPM(V/V)	D
W-2305	8/25/21		Chloroform		< 0.05	PPM(V/V)	D
W-2305	8/25/21		Dibromochloromethane		< 0.05	PPM(V/V)	D
W-2305	8/25/21		Tetrachloroethene		1.2	PPM(V/V)	D
W-2305	8/25/21		Trichloroethene		1.6	PPM(V/V)	D
W-2305	8/25/21		Trichlorofluoromethane		< 0.05	PPM(V/V)	D
W-2305	8/25/21		Trichlorotrifluoroethane		1.1	PPM(V/V)	D
W-2305	8/25/21		Vinyl chloride		< 0.05	PPM(V/V)	D
W-2305	8/25/21		cis-1,2-Dichloroethene		< 0.05	PPM(V/V)	D
W-2305	8/25/21		trans-1,2-Dichloroethene		< 0.05	PPM(V/V)	D
W-2305	11/17/21		1,1,1-Trichloroethane		< 0.05	PPM(V/V)	D
W-2305	11/17/21		1,1,2-Trichloroethane		< 0.05	PPM(V/V)	D
W-2305	11/17/21		1,1-Dichloroethane		< 0.05	PPM(V/V)	D
W-2305	11/17/21		1,1-Dichloroethene		3.2	PPM(V/V)	D
W-2305	11/17/21		1,2-Dichloroethane		< 0.05	PPM(V/V)	D
W-2305	11/17/21		Bromodichloromethane		< 0.05	PPM(V/V)	D
W-2305	11/17/21		Bromoform		< 0.05	PPM(V/V)	D
W-2305	11/17/21		Carbon tetrachloride		< 0.05	PPM(V/V)	D

Attachment 2. Table 5. Soil vapor analytical data collected from wells, Livermore Site, 2021.

Well	Date	Sample Type	Parameter	LOS Indicator	Result	Units	QA Flag
W-2305	11/17/21		Chloroform		< 0.05	PPM(V/V)	D
W-2305	11/17/21		Dibromochloromethane		< 0.05	PPM(V/V)	D
W-2305	11/17/21		Tetrachloroethene		3.2	PPM(V/V)	D
W-2305	11/17/21		Trichloroethene		4.1	PPM(V/V)	D
W-2305	11/17/21		Trichlorofluoromethane		< 0.05	PPM(V/V)	D
W-2305	11/17/21		Trichlorotrifluoroethane		2.6	PPM(V/V)	D
W-2305	11/17/21		Vinyl chloride		< 0.05	PPM(V/V)	D
W-2305	11/17/21		cis-1,2-Dichloroethene		< 0.05	PPM(V/V)	D
W-2305	11/17/21		trans-1,2-Dichloroethene		< 0.05	PPM(V/V)	D
W-255	10/20/21		1,1,1-Trichloroethane		< 0.005	PPM(V/V)	D
W-255	10/20/21		1,1,2-Trichloroethane		< 0.005	PPM(V/V)	D
W-255	10/20/21		1,1-Dichloroethane		< 0.005	PPM(V/V)	D
W-255	10/20/21		1,1-Dichloroethene		< 0.005	PPM(V/V)	D
W-255	10/20/21		1,2-Dichloroethane		< 0.005	PPM(V/V)	D
W-255	10/20/21		Bromodichloromethane		< 0.005	PPM(V/V)	D
W-255	10/20/21		Bromoform		< 0.005	PPM(V/V)	D
W-255	10/20/21		Carbon tetrachloride		< 0.005	PPM(V/V)	D
W-255	10/20/21		Chloroform		< 0.005	PPM(V/V)	D
W-255	10/20/21		Dibromochloromethane		< 0.005	PPM(V/V)	D
W-255	10/20/21		Tetrachloroethene		< 0.005	PPM(V/V)	D
W-255	10/20/21		Trichloroethene		< 0.005	PPM(V/V)	D
W-255	10/20/21		Trichlorofluoromethane		< 0.005	PPM(V/V)	D
W-255	10/20/21		Trichlorotrifluoroethane		< 0.005	PPM(V/V)	D
W-255	10/20/21		Vinyl chloride		< 0.005	PPM(V/V)	D
W-255	10/20/21		cis-1,2-Dichloroethene		< 0.005	PPM(V/V)	D
W-255	10/20/21		trans-1,2-Dichloroethene		< 0.005	PPM(V/V)	D
W-2604A	11/22/21		1,1,1-Trichloroethane		< 0.005	PPM(V/V)	D
W-2604A	11/22/21		1,1,2-Trichloroethane		< 0.005	PPM(V/V)	D
W-2604A	11/22/21		1,1-Dichloroethane		< 0.005	PPM(V/V)	D
W-2604A	11/22/21		1,1-Dichloroethene		< 0.005	PPM(V/V)	D
W-2604A	11/22/21		1,2-Dichloroethane		< 0.005	PPM(V/V)	D
W-2604A	11/22/21		Bromodichloromethane		< 0.005	PPM(V/V)	D
W-2604A	11/22/21		Bromoform		< 0.005	PPM(V/V)	D
W-2604A	11/22/21		Carbon tetrachloride		< 0.005	PPM(V/V)	D
W-2604A	11/22/21		Chloroform		< 0.005	PPM(V/V)	D
W-2604A	11/22/21		Dibromochloromethane		< 0.005	PPM(V/V)	D
W-2604A	11/22/21		Tetrachloroethene		0.016	PPM(V/V)	D
W-2604A	11/22/21		Trichloroethene		0.022	PPM(V/V)	D
W-2604A	11/22/21		Trichlorofluoromethane		< 0.005	PPM(V/V)	D
W-2604A	11/22/21		Trichlorotrifluoroethane		< 0.005	PPM(V/V)	D
W-2604A	11/22/21		Vinyl chloride		< 0.005	PPM(V/V)	D
W-2604A	11/22/21		cis-1,2-Dichloroethene		< 0.005	PPM(V/V)	D
W-2604A	11/22/21		trans-1,2-Dichloroethene		< 0.005	PPM(V/V)	D
W-2605B	10/20/21		1,1,1-Trichloroethane		< 0.005	PPM(V/V)	D
W-2605B	10/20/21		1,1,2-Trichloroethane		< 0.005	PPM(V/V)	D
W-2605B	10/20/21		1,1-Dichloroethane		< 0.005	PPM(V/V)	D
W-2605B	10/20/21		1,1-Dichloroethene		< 0.005	PPM(V/V)	D
W-2605B	10/20/21		1,2-Dichloroethane		< 0.005	PPM(V/V)	D
W-2605B	10/20/21		Bromodichloromethane		< 0.005	PPM(V/V)	D
W-2605B	10/20/21		Bromoform		< 0.005	PPM(V/V)	D
W-2605B	10/20/21		Carbon tetrachloride		< 0.005	PPM(V/V)	D
W-2605B	10/20/21		Chloroform		< 0.005	PPM(V/V)	D
W-2605B	10/20/21		Dibromochloromethane		< 0.005	PPM(V/V)	D
W-2605B	10/20/21		Tetrachloroethene		< 0.005	PPM(V/V)	D
W-2605B	10/20/21		Trichloroethene		< 0.005	PPM(V/V)	D
W-2605B	10/20/21		Trichlorofluoromethane		< 0.005	PPM(V/V)	D
W-2605B	10/20/21		Trichlorotrifluoroethane		< 0.005	PPM(V/V)	D
W-2605B	10/20/21		Vinyl chloride		< 0.005	PPM(V/V)	D
W-2605B	10/20/21		cis-1,2-Dichloroethene		< 0.005	PPM(V/V)	D
W-2605B	10/20/21		trans-1,2-Dichloroethene		< 0.005	PPM(V/V)	D
W-2606	3/23/21		1,1,1-Trichloroethane		< 0.005	PPM(V/V)	D
W-2606	3/23/21		1,1,2-Trichloroethane		< 0.005	PPM(V/V)	D
W-2606	3/23/21		1,1-Dichloroethane		< 0.005	PPM(V/V)	D
W-2606	3/23/21		1,1-Dichloroethene		0.0051	PPM(V/V)	D

Attachment 2. Table 5. Soil vapor analytical data collected from wells, Livermore Site, 2021.

Well	Date	Sample Type	Parameter	LOS Indicator	Result	Units	QA Flag
W-2606	3/23/21		1,2-Dichloroethane		< 0.005	PPM(V/V)	D
W-2606	3/23/21		Bromodichloromethane		< 0.005	PPM(V/V)	D
W-2606	3/23/21		Bromoform		< 0.005	PPM(V/V)	D
W-2606	3/23/21		Carbon tetrachloride		< 0.005	PPM(V/V)	D
W-2606	3/23/21		Chloroform		< 0.005	PPM(V/V)	D
W-2606	3/23/21		Dibromochloromethane		< 0.005	PPM(V/V)	D
W-2606	3/23/21		Tetrachloroethene		0.077	PPM(V/V)	D
W-2606	3/23/21		Trichloroethene		0.014	PPM(V/V)	D
W-2606	3/23/21		Trichlorofluoromethane		< 0.005	PPM(V/V)	D
W-2606	3/23/21		Trichlorotrifluoroethane		0.013	PPM(V/V)	D
W-2606	3/23/21		Vinyl chloride		< 0.005	PPM(V/V)	D
W-2606	3/23/21		cis-1,2-Dichloroethene		< 0.005	PPM(V/V)	D
W-2606	3/23/21		trans-1,2-Dichloroethene		< 0.005	PPM(V/V)	D
W-2607	3/23/21		1,1,1-Trichloroethane		< 0.005	PPM(V/V)	D
W-2607	3/23/21		1,1,2-Trichloroethane		< 0.005	PPM(V/V)	D
W-2607	3/23/21		1,1-Dichloroethane		< 0.005	PPM(V/V)	D
W-2607	3/23/21		1,1-Dichloroethene		< 0.005	PPM(V/V)	D
W-2607	3/23/21		1,2-Dichloroethane		< 0.005	PPM(V/V)	D
W-2607	3/23/21		Bromodichloromethane		< 0.005	PPM(V/V)	D
W-2607	3/23/21		Bromoform		< 0.005	PPM(V/V)	D
W-2607	3/23/21		Carbon tetrachloride		< 0.005	PPM(V/V)	D
W-2607	3/23/21		Chloroform		< 0.005	PPM(V/V)	D
W-2607	3/23/21		Dibromochloromethane		< 0.005	PPM(V/V)	D
W-2607	3/23/21		Tetrachloroethene		< 0.005	PPM(V/V)	D
W-2607	3/23/21		Trichloroethene		< 0.005	PPM(V/V)	D
W-2607	3/23/21		Trichlorofluoromethane		< 0.005	PPM(V/V)	D
W-2607	3/23/21		Trichlorotrifluoroethane		< 0.005	PPM(V/V)	D
W-2607	3/23/21		Vinyl chloride		< 0.005	PPM(V/V)	D
W-2607	3/23/21		cis-1,2-Dichloroethene		< 0.005	PPM(V/V)	D
W-2607	3/23/21		trans-1,2-Dichloroethene		< 0.005	PPM(V/V)	D
W-2608	3/23/21		1,1,1-Trichloroethane		< 0.005	PPM(V/V)	D
W-2608	3/23/21		1,1,2-Trichloroethane		< 0.005	PPM(V/V)	D
W-2608	3/23/21		1,1-Dichloroethane		< 0.005	PPM(V/V)	D
W-2608	3/23/21		1,1-Dichloroethene		< 0.005	PPM(V/V)	D
W-2608	3/23/21		1,2-Dichloroethane		< 0.005	PPM(V/V)	D
W-2608	3/23/21		Bromodichloromethane		< 0.005	PPM(V/V)	D
W-2608	3/23/21		Bromoform		< 0.005	PPM(V/V)	D
W-2608	3/23/21		Carbon tetrachloride		< 0.005	PPM(V/V)	D
W-2608	3/23/21		Chloroform		< 0.005	PPM(V/V)	D
W-2608	3/23/21		Dibromochloromethane		< 0.005	PPM(V/V)	D
W-2608	3/23/21		Tetrachloroethene		< 0.005	PPM(V/V)	D
W-2608	3/23/21		Trichloroethene		0.0062	PPM(V/V)	D
W-2608	3/23/21		Trichlorofluoromethane		< 0.005	PPM(V/V)	D
W-2608	3/23/21		Trichlorotrifluoroethane		< 0.005	PPM(V/V)	D
W-2608	3/23/21		Vinyl chloride		< 0.005	PPM(V/V)	D
W-2608	3/23/21		cis-1,2-Dichloroethene		< 0.005	PPM(V/V)	D
W-2608	3/23/21		trans-1,2-Dichloroethene		< 0.005	PPM(V/V)	D
W-2618	3/24/21		1,1,1-Trichloroethane		< 0.005	PPM(V/V)	D
W-2618	3/24/21		1,1,2-Trichloroethane		< 0.005	PPM(V/V)	D
W-2618	3/24/21		1,1-Dichloroethane		< 0.005	PPM(V/V)	D
W-2618	3/24/21		1,1-Dichloroethene		< 0.005	PPM(V/V)	D
W-2618	3/24/21		1,2-Dichloroethane		< 0.005	PPM(V/V)	D
W-2618	3/24/21		Bromodichloromethane		< 0.005	PPM(V/V)	D
W-2618	3/24/21		Bromoform		< 0.005	PPM(V/V)	D
W-2618	3/24/21		Carbon tetrachloride		< 0.005	PPM(V/V)	D
W-2618	3/24/21		Chloroform		< 0.005	PPM(V/V)	D
W-2618	3/24/21		Dibromochloromethane		< 0.005	PPM(V/V)	D
W-2618	3/24/21		Tetrachloroethene		0.0085	PPM(V/V)	D
W-2618	3/24/21		Trichloroethene		0.01	PPM(V/V)	D
W-2618	3/24/21		Trichlorofluoromethane		< 0.005	PPM(V/V)	D
W-2618	3/24/21		Trichlorotrifluoroethane		< 0.005	PPM(V/V)	D
W-2618	3/24/21		Vinyl chloride		< 0.005	PPM(V/V)	D
W-2618	3/24/21		cis-1,2-Dichloroethene		< 0.005	PPM(V/V)	D
W-2618	3/24/21		trans-1,2-Dichloroethene		< 0.005	PPM(V/V)	D

Attachment 2. Table 5. Soil vapor analytical data collected from wells, Livermore Site, 2021.

Well	Date	Sample Type	Parameter	LOS Indicator	Result	Units	QA Flag
W-2619	3/24/21		1,1,1-Trichloroethane		< 0.005	PPM(V/V)	D
W-2619	3/24/21		1,1,2-Trichloroethane		< 0.005	PPM(V/V)	D
W-2619	3/24/21		1,1-Dichloroethane		< 0.005	PPM(V/V)	D
W-2619	3/24/21		1,1-Dichloroethene		< 0.005	PPM(V/V)	D
W-2619	3/24/21		1,2-Dichloroethane		< 0.005	PPM(V/V)	D
W-2619	3/24/21		Bromodichloromethane		< 0.005	PPM(V/V)	D
W-2619	3/24/21		Bromoform		< 0.005	PPM(V/V)	D
W-2619	3/24/21		Carbon tetrachloride		< 0.005	PPM(V/V)	D
W-2619	3/24/21		Chloroform		< 0.005	PPM(V/V)	D
W-2619	3/24/21		Dibromochloromethane		< 0.005	PPM(V/V)	D
W-2619	3/24/21		Tetrachloroethene		0.017	PPM(V/V)	D
W-2619	3/24/21		Trichloroethene		0.046	PPM(V/V)	D
W-2619	3/24/21		Trichlorofluoromethane		< 0.005	PPM(V/V)	D
W-2619	3/24/21		Trichlorotrifluoroethane		< 0.005	PPM(V/V)	D
W-2619	3/24/21		Vinyl chloride		< 0.005	PPM(V/V)	D
W-2619	3/24/21		cis-1,2-Dichloroethene		< 0.005	PPM(V/V)	D
W-2619	3/24/21		trans-1,2-Dichloroethene		< 0.005	PPM(V/V)	D
W-2620A	3/24/21		1,1,1-Trichloroethane		< 0.005	PPM(V/V)	D
W-2620A	3/24/21		1,1,2-Trichloroethane		< 0.005	PPM(V/V)	D
W-2620A	3/24/21		1,1-Dichloroethane		< 0.005	PPM(V/V)	D
W-2620A	3/24/21		1,1-Dichloroethene		< 0.005	PPM(V/V)	D
W-2620A	3/24/21		1,2-Dichloroethane		< 0.005	PPM(V/V)	D
W-2620A	3/24/21		Bromodichloromethane		< 0.005	PPM(V/V)	D
W-2620A	3/24/21		Bromoform		< 0.005	PPM(V/V)	D
W-2620A	3/24/21		Carbon tetrachloride		< 0.005	PPM(V/V)	D
W-2620A	3/24/21		Chloroform		< 0.005	PPM(V/V)	D
W-2620A	3/24/21		Dibromochloromethane		< 0.005	PPM(V/V)	D
W-2620A	3/24/21		Tetrachloroethene		< 0.005	PPM(V/V)	D
W-2620A	3/24/21		Trichloroethene		0.017	PPM(V/V)	D
W-2620A	3/24/21		Trichlorofluoromethane		< 0.005	PPM(V/V)	D
W-2620A	3/24/21		Trichlorotrifluoroethane		< 0.005	PPM(V/V)	D
W-2620A	3/24/21		Vinyl chloride		< 0.005	PPM(V/V)	D
W-2620A	3/24/21		cis-1,2-Dichloroethene		< 0.005	PPM(V/V)	D
W-2620A	3/24/21		trans-1,2-Dichloroethene		< 0.005	PPM(V/V)	D
W-2621	3/24/21		1,1,1-Trichloroethane		< 0.005	PPM(V/V)	D
W-2621	3/24/21		1,1,2-Trichloroethane		< 0.005	PPM(V/V)	D
W-2621	3/24/21		1,1-Dichloroethane		< 0.005	PPM(V/V)	D
W-2621	3/24/21		1,1-Dichloroethene		< 0.005	PPM(V/V)	D
W-2621	3/24/21		1,2-Dichloroethane		< 0.005	PPM(V/V)	D
W-2621	3/24/21		Bromodichloromethane		< 0.005	PPM(V/V)	D
W-2621	3/24/21		Bromoform		< 0.005	PPM(V/V)	D
W-2621	3/24/21		Carbon tetrachloride		< 0.005	PPM(V/V)	D
W-2621	3/24/21		Chloroform		< 0.005	PPM(V/V)	D
W-2621	3/24/21		Dibromochloromethane		< 0.005	PPM(V/V)	D
W-2621	3/24/21		Tetrachloroethene		0.014	PPM(V/V)	D
W-2621	3/24/21		Trichloroethene		0.039	PPM(V/V)	D
W-2621	3/24/21		Trichlorofluoromethane		< 0.005	PPM(V/V)	D
W-2621	3/24/21		Trichlorotrifluoroethane		< 0.005	PPM(V/V)	D
W-2621	3/24/21		Vinyl chloride		< 0.005	PPM(V/V)	D
W-2621	3/24/21		cis-1,2-Dichloroethene		< 0.005	PPM(V/V)	D
W-2621	3/24/21		trans-1,2-Dichloroethene		< 0.005	PPM(V/V)	D
W-2622	3/24/21		1,1,1-Trichloroethane		< 0.005	PPM(V/V)	D
W-2622	3/24/21		1,1,2-Trichloroethane		< 0.005	PPM(V/V)	D
W-2622	3/24/21		1,1-Dichloroethane		< 0.005	PPM(V/V)	D
W-2622	3/24/21		1,1-Dichloroethene		< 0.005	PPM(V/V)	D
W-2622	3/24/21		1,2-Dichloroethane		< 0.005	PPM(V/V)	D
W-2622	3/24/21		Bromodichloromethane		< 0.005	PPM(V/V)	D
W-2622	3/24/21		Bromoform		< 0.005	PPM(V/V)	D
W-2622	3/24/21		Carbon tetrachloride		< 0.005	PPM(V/V)	D
W-2622	3/24/21		Chloroform		< 0.005	PPM(V/V)	D
W-2622	3/24/21		Dibromochloromethane		< 0.005	PPM(V/V)	D
W-2622	3/24/21		Tetrachloroethene		0.0075	PPM(V/V)	D
W-2622	3/24/21		Trichloroethene		0.0092	PPM(V/V)	D
W-2622	3/24/21		Trichlorofluoromethane		< 0.005	PPM(V/V)	D

Attachment 2. Table 5. Soil vapor analytical data collected from wells, Livermore Site, 2021.

Well	Date	Sample Type	Parameter	LOS Indicator	Result	Units	QA Flag
W-2622	3/24/21		Trichlorotrifluoroethane		< 0.005	PPM(V/V)	D
W-2622	3/24/21		Vinyl chloride		< 0.005	PPM(V/V)	D
W-2622	3/24/21		cis-1,2-Dichloroethene		< 0.005	PPM(V/V)	D
W-2622	3/24/21		trans-1,2-Dichloroethene		< 0.005	PPM(V/V)	D
W-2623	3/24/21		1,1,1-Trichloroethane		< 0.005	PPM(V/V)	D
W-2623	3/24/21		1,1,2-Trichloroethane		< 0.005	PPM(V/V)	D
W-2623	3/24/21		1,1-Dichloroethane		< 0.005	PPM(V/V)	D
W-2623	3/24/21		1,1-Dichloroethene		< 0.005	PPM(V/V)	D
W-2623	3/24/21		1,2-Dichloroethane		< 0.005	PPM(V/V)	D
W-2623	3/24/21		Bromodichloromethane		< 0.005	PPM(V/V)	D
W-2623	3/24/21		Bromoform		< 0.005	PPM(V/V)	D
W-2623	3/24/21		Carbon tetrachloride		< 0.005	PPM(V/V)	D
W-2623	3/24/21		Chloroform		< 0.005	PPM(V/V)	D
W-2623	3/24/21		Dibromochloromethane		< 0.005	PPM(V/V)	D
W-2623	3/24/21		Tetrachloroethene		0.0069	PPM(V/V)	D
W-2623	3/24/21		Trichloroethene		0.011	PPM(V/V)	D
W-2623	3/24/21		Trichlorofluoromethane		< 0.005	PPM(V/V)	D
W-2623	3/24/21		Trichlorotrifluoroethane		< 0.005	PPM(V/V)	D
W-2623	3/24/21		Vinyl chloride		< 0.005	PPM(V/V)	D
W-2623	3/24/21		cis-1,2-Dichloroethene		< 0.005	PPM(V/V)	D
W-2623	3/24/21		trans-1,2-Dichloroethene		< 0.005	PPM(V/V)	D
W-3201	6/2/21		1,1,1-Trichloroethane		< 0.005	PPM(V/V)	D
W-3201	6/2/21		1,1,2-Trichloroethane		< 0.005	PPM(V/V)	D
W-3201	6/2/21		1,1-Dichloroethane		< 0.005	PPM(V/V)	D
W-3201	6/2/21		1,1-Dichloroethene		< 0.005	PPM(V/V)	D
W-3201	6/2/21		1,2-Dichloroethane		< 0.005	PPM(V/V)	D
W-3201	6/2/21		Bromodichloromethane		< 0.005	PPM(V/V)	D
W-3201	6/2/21		Bromoform		< 0.005	PPM(V/V)	D
W-3201	6/2/21		Carbon tetrachloride		< 0.005	PPM(V/V)	D
W-3201	6/2/21		Chloroform		< 0.005	PPM(V/V)	D
W-3201	6/2/21		Dibromochloromethane		< 0.005	PPM(V/V)	D
W-3201	6/2/21		Tetrachloroethene		0.2	PPM(V/V)	D
W-3201	6/2/21		Trichloroethene		0.36	PPM(V/V)	D
W-3201	6/2/21		Trichlorofluoromethane		< 0.005	PPM(V/V)	D
W-3201	6/2/21		Trichlorotrifluoroethane		< 0.005	PPM(V/V)	D
W-3201	6/2/21		Vinyl chloride		< 0.005	PPM(V/V)	D
W-3201	6/2/21		cis-1,2-Dichloroethene		< 0.005	PPM(V/V)	D
W-3201	6/2/21		trans-1,2-Dichloroethene		< 0.005	PPM(V/V)	D
W-3201	11/16/21		1,1,1-Trichloroethane		< 0.005	PPM(V/V)	D
W-3201	11/16/21		1,1,2-Trichloroethane		< 0.005	PPM(V/V)	D
W-3201	11/16/21		1,1-Dichloroethane		< 0.005	PPM(V/V)	D
W-3201	11/16/21		1,1-Dichloroethene		< 0.005	PPM(V/V)	D
W-3201	11/16/21		1,2-Dichloroethane		< 0.005	PPM(V/V)	D
W-3201	11/16/21		Bromodichloromethane		< 0.005	PPM(V/V)	D
W-3201	11/16/21		Bromoform		< 0.005	PPM(V/V)	D
W-3201	11/16/21		Carbon tetrachloride		< 0.005	PPM(V/V)	D
W-3201	11/16/21		Chloroform		< 0.005	PPM(V/V)	D
W-3201	11/16/21		Dibromochloromethane		< 0.005	PPM(V/V)	D
W-3201	11/16/21		Tetrachloroethene		0.09	PPM(V/V)	D
W-3201	11/16/21		Trichloroethene		0.22	PPM(V/V)	D
W-3201	11/16/21		Trichlorofluoromethane		< 0.005	PPM(V/V)	D
W-3201	11/16/21		Trichlorotrifluoroethane		< 0.005	PPM(V/V)	D
W-3201	11/16/21		Vinyl chloride		< 0.005	PPM(V/V)	D
W-3201	11/16/21		cis-1,2-Dichloroethene		< 0.005	PPM(V/V)	D
W-3201	11/16/21		trans-1,2-Dichloroethene		< 0.005	PPM(V/V)	D
W-3202	6/1/21		1,1,1-Trichloroethane		< 0.5	PPM(V/V)	D
W-3202	6/1/21		1,1,2-Trichloroethane		< 0.5	PPM(V/V)	D
W-3202	6/1/21		1,1-Dichloroethane		< 0.5	PPM(V/V)	D
W-3202	6/1/21		1,1-Dichloroethene		< 0.5	PPM(V/V)	D
W-3202	6/1/21		1,2-Dichloroethane		< 0.5	PPM(V/V)	D
W-3202	6/1/21		Bromodichloromethane		< 0.5	PPM(V/V)	D
W-3202	6/1/21		Bromoform		< 0.5	PPM(V/V)	D
W-3202	6/1/21		Carbon tetrachloride		< 0.5	PPM(V/V)	D
W-3202	6/1/21		Chloroform		< 0.5	PPM(V/V)	D

Attachment 2. Table 5. Soil vapor analytical data collected from wells, Livermore Site, 2021.

Well	Date	Sample Type	Parameter	LOS Indicator	Result	Units	QA Flag
W-3202	6/1/21		Dibromochloromethane		< 0.5	PPM(V/V)	D
W-3202	6/1/21		Tetrachloroethene		< 0.5	PPM(V/V)	D
W-3202	6/1/21		Trichloroethene		22	PPM(V/V)	D
W-3202	6/1/21		Trichlorofluoromethane		< 0.5	PPM(V/V)	D
W-3202	6/1/21		Trichlorotrifluoroethane		< 0.5	PPM(V/V)	D
W-3202	6/1/21		Vinyl chloride		< 0.5	PPM(V/V)	D
W-3202	6/1/21		cis-1,2-Dichloroethene		< 0.5	PPM(V/V)	D
W-3202	6/1/21		trans-1,2-Dichloroethene		< 0.5	PPM(V/V)	D
W-3202	11/16/21		1,1,1-Trichloroethane		< 0.05	PPM(V/V)	D
W-3202	11/16/21		1,1,2-Trichloroethane		< 0.05	PPM(V/V)	D
W-3202	11/16/21		1,1-Dichloroethane		< 0.05	PPM(V/V)	D
W-3202	11/16/21		1,1-Dichloroethene		< 0.05	PPM(V/V)	D
W-3202	11/16/21		1,2-Dichloroethane		< 0.05	PPM(V/V)	D
W-3202	11/16/21		Bromodichloromethane		< 0.05	PPM(V/V)	D
W-3202	11/16/21		Bromoform		< 0.05	PPM(V/V)	D
W-3202	11/16/21		Carbon tetrachloride		< 0.05	PPM(V/V)	D
W-3202	11/16/21		Chloroform		< 0.05	PPM(V/V)	D
W-3202	11/16/21		Dibromochloromethane		< 0.05	PPM(V/V)	D
W-3202	11/16/21		Tetrachloroethene		< 0.05	PPM(V/V)	D
W-3202	11/16/21		Trichloroethene		1.2	PPM(V/V)	D
W-3202	11/16/21		Trichlorofluoromethane		< 0.05	PPM(V/V)	D
W-3202	11/16/21		Trichlorotrifluoroethane		< 0.05	PPM(V/V)	D
W-3202	11/16/21		Vinyl chloride		< 0.05	PPM(V/V)	D
W-3202	11/16/21		cis-1,2-Dichloroethene		< 0.05	PPM(V/V)	D
W-3202	11/16/21		trans-1,2-Dichloroethene		< 0.05	PPM(V/V)	D
W-3203	2/9/21		1,1,1-Trichloroethane		< 0.005	PPM(V/V)	D
W-3203	2/9/21		1,1,2-Trichloroethane		< 0.005	PPM(V/V)	D
W-3203	2/9/21		1,1-Dichloroethane		< 0.005	PPM(V/V)	D
W-3203	2/9/21		1,1-Dichloroethene		< 0.005	PPM(V/V)	D
W-3203	2/9/21		1,2-Dichloroethane		< 0.005	PPM(V/V)	D
W-3203	2/9/21		Bromodichloromethane		< 0.005	PPM(V/V)	D
W-3203	2/9/21		Bromoform		< 0.005	PPM(V/V)	D
W-3203	2/9/21		Carbon tetrachloride		< 0.005	PPM(V/V)	D
W-3203	2/9/21		Chloroform		0.015	PPM(V/V)	D
W-3203	2/9/21		Dibromochloromethane		< 0.005	PPM(V/V)	D
W-3203	2/9/21		Tetrachloroethene		0.12	PPM(V/V)	D
W-3203	2/9/21		Trichloroethene		0.16	PPM(V/V)	D
W-3203	2/9/21		Trichlorofluoromethane		< 0.005	PPM(V/V)	D
W-3203	2/9/21		Trichlorotrifluoroethane		0.012	PPM(V/V)	D
W-3203	2/9/21		Vinyl chloride		< 0.005	PPM(V/V)	D
W-3203	2/9/21		cis-1,2-Dichloroethene		0.015	PPM(V/V)	D
W-3203	2/9/21		trans-1,2-Dichloroethene		< 0.005	PPM(V/V)	D
W-3203	5/19/21		1,1,1-Trichloroethane		< 0.005	PPM(V/V)	D
W-3203	5/19/21		1,1,2-Trichloroethane		< 0.005	PPM(V/V)	D
W-3203	5/19/21		1,1-Dichloroethane		< 0.005	PPM(V/V)	D
W-3203	5/19/21		1,1-Dichloroethene		< 0.005	PPM(V/V)	D
W-3203	5/19/21		1,2-Dichloroethane		< 0.005	PPM(V/V)	D
W-3203	5/19/21		Bromodichloromethane		< 0.005	PPM(V/V)	D
W-3203	5/19/21		Bromoform		< 0.005	PPM(V/V)	D
W-3203	5/19/21		Carbon tetrachloride		< 0.005	PPM(V/V)	D
W-3203	5/19/21		Chloroform		0.016	PPM(V/V)	D
W-3203	5/19/21		Dibromochloromethane		< 0.005	PPM(V/V)	D
W-3203	5/19/21		Tetrachloroethene		0.15	PPM(V/V)	D
W-3203	5/19/21		Trichloroethene		0.2	PPM(V/V)	D
W-3203	5/19/21		Trichlorofluoromethane		< 0.005	PPM(V/V)	D
W-3203	5/19/21		Trichlorotrifluoroethane		0.015	PPM(V/V)	D
W-3203	5/19/21		Vinyl chloride		< 0.005	PPM(V/V)	D
W-3203	5/19/21		cis-1,2-Dichloroethene		0.014	PPM(V/V)	D
W-3203	5/19/21		trans-1,2-Dichloroethene		< 0.005	PPM(V/V)	D
W-3203	8/10/21		1,1,1-Trichloroethane		< 0.005	PPM(V/V)	D
W-3203	8/10/21		1,1,2-Trichloroethane		< 0.005	PPM(V/V)	D
W-3203	8/10/21		1,1-Dichloroethane		< 0.005	PPM(V/V)	D
W-3203	8/10/21		1,1-Dichloroethene		< 0.005	PPM(V/V)	D
W-3203	8/10/21		1,2-Dichloroethane		< 0.005	PPM(V/V)	D

Attachment 2. Table 5. Soil vapor analytical data collected from wells, Livermore Site, 2021.

Well	Date	Sample Type	Parameter	LOS Indicator	Result	Units	QA Flag
W-3203	8/10/21		Bromodichloromethane	<	0.005	PPM(V/V)	D
W-3203	8/10/21		Bromoform	<	0.005	PPM(V/V)	D
W-3203	8/10/21		Carbon tetrachloride	<	0.005	PPM(V/V)	D
W-3203	8/10/21		Chloroform		0.013	PPM(V/V)	D
W-3203	8/10/21		Dibromochloromethane	<	0.005	PPM(V/V)	D
W-3203	8/10/21		Tetrachloroethene		0.11	PPM(V/V)	D
W-3203	8/10/21		Trichloroethene		0.14	PPM(V/V)	D
W-3203	8/10/21		Trichlorofluoromethane	<	0.005	PPM(V/V)	D
W-3203	8/10/21		Trichlorotrifluoroethane		0.012	PPM(V/V)	D
W-3203	8/10/21		Vinyl chloride	<	0.005	PPM(V/V)	D
W-3203	8/10/21		cis-1,2-Dichloroethene		0.014	PPM(V/V)	D
W-3203	8/10/21		trans-1,2-Dichloroethene	<	0.005	PPM(V/V)	D
W-3203	11/16/21		1,1,1-Trichloroethane	<	0.005	PPM(V/V)	D
W-3203	11/16/21		1,1,2-Trichloroethane	<	0.005	PPM(V/V)	D
W-3203	11/16/21		1,1-Dichloroethane	<	0.005	PPM(V/V)	D
W-3203	11/16/21		1,1-Dichloroethene	<	0.005	PPM(V/V)	D
W-3203	11/16/21		1,2-Dichloroethane	<	0.005	PPM(V/V)	D
W-3203	11/16/21		Bromodichloromethane	<	0.005	PPM(V/V)	D
W-3203	11/16/21		Bromoform	<	0.005	PPM(V/V)	D
W-3203	11/16/21		Carbon tetrachloride	<	0.005	PPM(V/V)	D
W-3203	11/16/21		Chloroform		0.012	PPM(V/V)	D
W-3203	11/16/21		Dibromochloromethane	<	0.005	PPM(V/V)	D
W-3203	11/16/21		Tetrachloroethene		0.13	PPM(V/V)	D
W-3203	11/16/21		Trichloroethene		0.16	PPM(V/V)	D
W-3203	11/16/21		Trichlorofluoromethane	<	0.005	PPM(V/V)	D
W-3203	11/16/21		Trichlorotrifluoroethane		0.01	PPM(V/V)	D
W-3203	11/16/21		Vinyl chloride	<	0.005	PPM(V/V)	D
W-3203	11/16/21		cis-1,2-Dichloroethene		0.011	PPM(V/V)	D
W-3203	11/16/21		trans-1,2-Dichloroethene	<	0.005	PPM(V/V)	D
W-514-2007A	2/17/21		1,1,1-Trichloroethane	<	0.01	PPM(V/V)	D
W-514-2007A	2/17/21		1,1,2-Trichloroethane	<	0.01	PPM(V/V)	D
W-514-2007A	2/17/21		1,1-Dichloroethane	<	0.01	PPM(V/V)	D
W-514-2007A	2/17/21		1,1-Dichloroethene		0.018	PPM(V/V)	D
W-514-2007A	2/17/21		1,2-Dichloroethane	<	0.01	PPM(V/V)	D
W-514-2007A	2/17/21		Bromodichloromethane	<	0.01	PPM(V/V)	D
W-514-2007A	2/17/21		Bromoform	<	0.01	PPM(V/V)	D
W-514-2007A	2/17/21		Carbon tetrachloride		0.026	PPM(V/V)	D
W-514-2007A	2/17/21		Chloroform	<	0.01	PPM(V/V)	D
W-514-2007A	2/17/21		Dibromochloromethane	<	0.01	PPM(V/V)	D
W-514-2007A	2/17/21		Tetrachloroethene		0.054	PPM(V/V)	D
W-514-2007A	2/17/21		Trichloroethene		0.15	PPM(V/V)	D
W-514-2007A	2/17/21		Trichlorofluoromethane		0.49	PPM(V/V)	D
W-514-2007A	2/17/21		Trichlorotrifluoroethane		0.023	PPM(V/V)	D
W-514-2007A	2/17/21		Vinyl chloride	<	0.01	PPM(V/V)	D
W-514-2007A	2/17/21		cis-1,2-Dichloroethene	<	0.01	PPM(V/V)	D
W-514-2007A	2/17/21		trans-1,2-Dichloroethene	<	0.01	PPM(V/V)	D
W-514-2007A	4/21/21		1,1,1-Trichloroethane	<	0.005	PPM(V/V)	D
W-514-2007A	4/21/21		1,1,2-Trichloroethane	<	0.005	PPM(V/V)	D
W-514-2007A	4/21/21		1,1-Dichloroethane	<	0.005	PPM(V/V)	D
W-514-2007A	4/21/21		1,1-Dichloroethene	<	0.005	PPM(V/V)	D
W-514-2007A	4/21/21		1,2-Dichloroethane	<	0.005	PPM(V/V)	D
W-514-2007A	4/21/21		Bromodichloromethane	<	0.005	PPM(V/V)	D
W-514-2007A	4/21/21		Bromoform	<	0.005	PPM(V/V)	D
W-514-2007A	4/21/21		Carbon tetrachloride	<	0.005	PPM(V/V)	D
W-514-2007A	4/21/21		Chloroform	<	0.005	PPM(V/V)	D
W-514-2007A	4/21/21		Dibromochloromethane	<	0.005	PPM(V/V)	D
W-514-2007A	4/21/21		Tetrachloroethene	<	0.005	PPM(V/V)	D
W-514-2007A	4/21/21		Trichloroethene		0.0092	PPM(V/V)	D
W-514-2007A	4/21/21		Trichlorofluoromethane	<	0.005	PPM(V/V)	D
W-514-2007A	4/21/21		Trichlorotrifluoroethane	<	0.005	PPM(V/V)	D
W-514-2007A	4/21/21		Vinyl chloride	<	0.005	PPM(V/V)	D
W-514-2007A	4/21/21		cis-1,2-Dichloroethene	<	0.005	PPM(V/V)	D
W-514-2007A	4/21/21		trans-1,2-Dichloroethene	<	0.005	PPM(V/V)	D
W-514-2007A	8/12/21		1,1,1-Trichloroethane	<	0.005	PPM(V/V)	D

Attachment 2. Table 5. Soil vapor analytical data collected from wells, Livermore Site, 2021.

Well	Date	Sample Type	Parameter	LOS Indicator	Result	Units	QA Flag
W-514-2007A	8/12/21		1,1,2-Trichloroethane		< 0.005	PPM(V/V)	D
W-514-2007A	8/12/21		1,1-Dichloroethane		< 0.005	PPM(V/V)	D
W-514-2007A	8/12/21		1,1-Dichloroethene		< 0.005	PPM(V/V)	D
W-514-2007A	8/12/21		1,2-Dichloroethane		< 0.005	PPM(V/V)	D
W-514-2007A	8/12/21		Bromodichloromethane		< 0.005	PPM(V/V)	D
W-514-2007A	8/12/21		Bromoform		< 0.005	PPM(V/V)	D
W-514-2007A	8/12/21		Carbon tetrachloride		< 0.005	PPM(V/V)	D
W-514-2007A	8/12/21		Chloroform		< 0.005	PPM(V/V)	D
W-514-2007A	8/12/21		Dibromochloromethane		< 0.005	PPM(V/V)	D
W-514-2007A	8/12/21		Tetrachloroethene		< 0.005	PPM(V/V)	D
W-514-2007A	8/12/21		Trichloroethene		0.0084	PPM(V/V)	D
W-514-2007A	8/12/21		Trichlorofluoromethane		< 0.005	PPM(V/V)	D
W-514-2007A	8/12/21		Trichlorotrifluoroethane		< 0.005	PPM(V/V)	D
W-514-2007A	8/12/21		Vinyl chloride		< 0.005	PPM(V/V)	D
W-514-2007A	8/12/21		cis-1,2-Dichloroethene		< 0.005	PPM(V/V)	D
W-514-2007A	8/12/21		trans-1,2-Dichloroethene		< 0.005	PPM(V/V)	D
W-514-2007A	11/3/21		1,1,1-Trichloroethane		< 0.005	PPM(V/V)	D
W-514-2007A	11/3/21		1,1,2-Trichloroethane		< 0.005	PPM(V/V)	D
W-514-2007A	11/3/21		1,1-Dichloroethane		< 0.005	PPM(V/V)	D
W-514-2007A	11/3/21		1,1-Dichloroethene		< 0.005	PPM(V/V)	D
W-514-2007A	11/3/21		1,2-Dichloroethane		< 0.005	PPM(V/V)	D
W-514-2007A	11/3/21		Bromodichloromethane		< 0.005	PPM(V/V)	D
W-514-2007A	11/3/21		Bromoform		< 0.005	PPM(V/V)	D
W-514-2007A	11/3/21		Carbon tetrachloride		< 0.005	PPM(V/V)	D
W-514-2007A	11/3/21		Chloroform		< 0.005	PPM(V/V)	D
W-514-2007A	11/3/21		Dibromochloromethane		< 0.005	PPM(V/V)	D
W-514-2007A	11/3/21		Tetrachloroethene		0.009	PPM(V/V)	D
W-514-2007A	11/3/21		Trichloroethene		0.017	PPM(V/V)	D
W-514-2007A	11/3/21		Trichlorofluoromethane		< 0.005	PPM(V/V)	D
W-514-2007A	11/3/21		Trichlorotrifluoroethane		< 0.005	PPM(V/V)	D
W-514-2007A	11/3/21		Vinyl chloride		< 0.005	PPM(V/V)	D
W-514-2007A	11/3/21		cis-1,2-Dichloroethene		< 0.005	PPM(V/V)	D
W-514-2007A	11/3/21		trans-1,2-Dichloroethene		< 0.005	PPM(V/V)	D
W-514-2007B	2/17/21		1,1,1-Trichloroethane		< 0.005	PPM(V/V)	D
W-514-2007B	2/17/21		1,1,2-Trichloroethane		< 0.005	PPM(V/V)	D
W-514-2007B	2/17/21		1,1-Dichloroethane		< 0.005	PPM(V/V)	D
W-514-2007B	2/17/21		1,1-Dichloroethene		0.081	PPM(V/V)	D
W-514-2007B	2/17/21		1,2-Dichloroethane		< 0.005	PPM(V/V)	D
W-514-2007B	2/17/21		Bromodichloromethane		< 0.005	PPM(V/V)	D
W-514-2007B	2/17/21		Bromoform		< 0.005	PPM(V/V)	D
W-514-2007B	2/17/21		Carbon tetrachloride		0.013	PPM(V/V)	D
W-514-2007B	2/17/21		Chloroform		0.053	PPM(V/V)	D
W-514-2007B	2/17/21		Dibromochloromethane		< 0.005	PPM(V/V)	D
W-514-2007B	2/17/21		Tetrachloroethene		0.06	PPM(V/V)	D
W-514-2007B	2/17/21		Trichloroethene		0.24	PPM(V/V)	D
W-514-2007B	2/17/21		Trichlorofluoromethane		0.01	PPM(V/V)	D
W-514-2007B	2/17/21		Trichlorotrifluoroethane		0.01	PPM(V/V)	D
W-514-2007B	2/17/21		Vinyl chloride		< 0.005	PPM(V/V)	D
W-514-2007B	2/17/21		cis-1,2-Dichloroethene		< 0.005	PPM(V/V)	D
W-514-2007B	2/17/21		trans-1,2-Dichloroethene		< 0.005	PPM(V/V)	D
W-514-2007B	4/21/21		1,1,1-Trichloroethane		< 0.005	PPM(V/V)	D
W-514-2007B	4/21/21		1,1,2-Trichloroethane		< 0.005	PPM(V/V)	D
W-514-2007B	4/21/21		1,1-Dichloroethane		< 0.005	PPM(V/V)	D
W-514-2007B	4/21/21		1,1-Dichloroethene		0.066	PPM(V/V)	D
W-514-2007B	4/21/21		1,2-Dichloroethane		< 0.005	PPM(V/V)	D
W-514-2007B	4/21/21		Bromodichloromethane		< 0.005	PPM(V/V)	D
W-514-2007B	4/21/21		Bromoform		< 0.005	PPM(V/V)	D
W-514-2007B	4/21/21		Carbon tetrachloride		0.012	PPM(V/V)	D
W-514-2007B	4/21/21		Chloroform		0.028	PPM(V/V)	D
W-514-2007B	4/21/21		Dibromochloromethane		< 0.005	PPM(V/V)	D
W-514-2007B	4/21/21		Tetrachloroethene		0.038	PPM(V/V)	D
W-514-2007B	4/21/21		Trichloroethene		0.16	PPM(V/V)	D
W-514-2007B	4/21/21		Trichlorofluoromethane		0.0068	PPM(V/V)	D
W-514-2007B	4/21/21		Trichlorotrifluoroethane		0.0075	PPM(V/V)	D

Attachment 2. Table 5. Soil vapor analytical data collected from wells, Livermore Site, 2021.

Well	Date	Sample Type	Parameter	LOS Indicator	Result	Units	QA Flag
W-514-2007B	4/21/21		Vinyl chloride		< 0.005	PPM(V/V)	D
W-514-2007B	4/21/21		cis-1,2-Dichloroethene		< 0.005	PPM(V/V)	D
W-514-2007B	4/21/21		trans-1,2-Dichloroethene		< 0.005	PPM(V/V)	D
W-514-2007B	8/12/21		1,1,1-Trichloroethane		< 0.005	PPM(V/V)	D
W-514-2007B	8/12/21		1,1,2-Trichloroethane		< 0.005	PPM(V/V)	D
W-514-2007B	8/12/21		1,1-Dichloroethane		< 0.005	PPM(V/V)	D
W-514-2007B	8/12/21		1,1-Dichloroethene		0.18	PPM(V/V)	D
W-514-2007B	8/12/21		1,2-Dichloroethane		< 0.005	PPM(V/V)	D
W-514-2007B	8/12/21		Bromodichloromethane		< 0.005	PPM(V/V)	D
W-514-2007B	8/12/21		Bromoform		< 0.005	PPM(V/V)	D
W-514-2007B	8/12/21		Carbon tetrachloride		0.036	PPM(V/V)	D
W-514-2007B	8/12/21		Chloroform		0.041	PPM(V/V)	D
W-514-2007B	8/12/21		Dibromochloromethane		< 0.005	PPM(V/V)	D
W-514-2007B	8/12/21		Tetrachloroethene		0.071	PPM(V/V)	D
W-514-2007B	8/12/21		Trichloroethene		0.26	PPM(V/V)	D
W-514-2007B	8/12/21		Trichlorofluoromethane		0.0066	PPM(V/V)	D
W-514-2007B	8/12/21		Trichlorotrifluoroethane		0.015	PPM(V/V)	D
W-514-2007B	8/12/21		Vinyl chloride		< 0.005	PPM(V/V)	D
W-514-2007B	8/12/21		cis-1,2-Dichloroethene		< 0.005	PPM(V/V)	D
W-514-2007B	8/12/21		trans-1,2-Dichloroethene		< 0.005	PPM(V/V)	D
W-514-2007B	11/3/21		1,1,1-Trichloroethane		< 0.005	PPM(V/V)	D
W-514-2007B	11/3/21		1,1,2-Trichloroethane		< 0.005	PPM(V/V)	D
W-514-2007B	11/3/21		1,1-Dichloroethane		< 0.005	PPM(V/V)	D
W-514-2007B	11/3/21		1,1-Dichloroethene		0.15	PPM(V/V)	D
W-514-2007B	11/3/21		1,2-Dichloroethane		< 0.005	PPM(V/V)	D
W-514-2007B	11/3/21		Bromodichloromethane		< 0.005	PPM(V/V)	D
W-514-2007B	11/3/21		Bromoform		< 0.005	PPM(V/V)	D
W-514-2007B	11/3/21		Carbon tetrachloride		0.032	PPM(V/V)	D
W-514-2007B	11/3/21		Chloroform		0.044	PPM(V/V)	D
W-514-2007B	11/3/21		Dibromochloromethane		< 0.005	PPM(V/V)	D
W-514-2007B	11/3/21		Tetrachloroethene		0.067	PPM(V/V)	D
W-514-2007B	11/3/21		Trichloroethene		0.27	PPM(V/V)	D
W-514-2007B	11/3/21		Trichlorofluoromethane		0.0071	PPM(V/V)	D
W-514-2007B	11/3/21		Trichlorotrifluoroethane		0.014	PPM(V/V)	D
W-514-2007B	11/3/21		Vinyl chloride		< 0.005	PPM(V/V)	D
W-514-2007B	11/3/21		cis-1,2-Dichloroethene		< 0.005	PPM(V/V)	D
W-514-2007B	11/3/21		trans-1,2-Dichloroethene		< 0.005	PPM(V/V)	D
W-518-1616A	5/26/21		1,1,1-Trichloroethane		< 0.005	PPM(V/V)	D
W-518-1616A	5/26/21		1,1,2-Trichloroethane		< 0.005	PPM(V/V)	D
W-518-1616A	5/26/21		1,1-Dichloroethane		< 0.005	PPM(V/V)	D
W-518-1616A	5/26/21		1,1-Dichloroethene		< 0.005	PPM(V/V)	D
W-518-1616A	5/26/21		1,2-Dichloroethane		< 0.005	PPM(V/V)	D
W-518-1616A	5/26/21		Bromodichloromethane		< 0.005	PPM(V/V)	D
W-518-1616A	5/26/21		Bromoform		< 0.005	PPM(V/V)	D
W-518-1616A	5/26/21		Carbon tetrachloride		< 0.005	PPM(V/V)	D
W-518-1616A	5/26/21		Chloroform		< 0.005	PPM(V/V)	D
W-518-1616A	5/26/21		Dibromochloromethane		< 0.005	PPM(V/V)	D
W-518-1616A	5/26/21		Tetrachloroethene		< 0.005	PPM(V/V)	D
W-518-1616A	5/26/21		Trichloroethene		< 0.005	PPM(V/V)	D
W-518-1616A	5/26/21		Trichlorofluoromethane		< 0.005	PPM(V/V)	D
W-518-1616A	5/26/21		Trichlorotrifluoroethane		< 0.005	PPM(V/V)	D
W-518-1616A	5/26/21		Vinyl chloride		< 0.005	PPM(V/V)	D
W-518-1616A	5/26/21		cis-1,2-Dichloroethene		< 0.005	PPM(V/V)	D
W-518-1616A	5/26/21		trans-1,2-Dichloroethene		< 0.005	PPM(V/V)	D
W-518-1616B	5/26/21		1,1,1-Trichloroethane		< 0.005	PPM(V/V)	D
W-518-1616B	5/26/21		1,1,2-Trichloroethane		< 0.005	PPM(V/V)	D
W-518-1616B	5/26/21		1,1-Dichloroethane		< 0.005	PPM(V/V)	D
W-518-1616B	5/26/21		1,1-Dichloroethene		< 0.005	PPM(V/V)	D
W-518-1616B	5/26/21		1,2-Dichloroethane		< 0.005	PPM(V/V)	D
W-518-1616B	5/26/21		Bromodichloromethane		< 0.005	PPM(V/V)	D
W-518-1616B	5/26/21		Bromoform		< 0.005	PPM(V/V)	D
W-518-1616B	5/26/21		Carbon tetrachloride		< 0.005	PPM(V/V)	D
W-518-1616B	5/26/21		Chloroform		< 0.005	PPM(V/V)	D
W-518-1616B	5/26/21		Dibromochloromethane		< 0.005	PPM(V/V)	D

Attachment 2. Table 5. Soil vapor analytical data collected from wells, Livermore Site, 2021.

Well	Date	Sample Type	Parameter	LOS Indicator	Result	Units	QA Flag
W-518-1616B	5/26/21		Tetrachloroethene		< 0.005	PPM(V/V)	D
W-518-1616B	5/26/21		Trichloroethene		< 0.005	PPM(V/V)	D
W-518-1616B	5/26/21		Trichlorofluoromethane		< 0.005	PPM(V/V)	D
W-518-1616B	5/26/21		Trichlorotrifluoroethane		< 0.005	PPM(V/V)	D
W-518-1616B	5/26/21		Vinyl chloride		< 0.005	PPM(V/V)	D
W-518-1616B	5/26/21		cis-1,2-Dichloroethene		< 0.005	PPM(V/V)	D
W-518-1616B	5/26/21		trans-1,2-Dichloroethene		< 0.005	PPM(V/V)	D
W-518-1913	2/17/21		1,1,1-Trichloroethane		< 0.05	PPM(V/V)	D
W-518-1913	2/17/21		1,1,2-Trichloroethane		< 0.05	PPM(V/V)	D
W-518-1913	2/17/21		1,1-Dichloroethane		< 0.05	PPM(V/V)	D
W-518-1913	2/17/21		1,1-Dichloroethene		1.2	PPM(V/V)	D
W-518-1913	2/17/21		1,2-Dichloroethane		< 0.05	PPM(V/V)	D
W-518-1913	2/17/21		Bromodichloromethane		< 0.05	PPM(V/V)	D
W-518-1913	2/17/21		Bromoform		< 0.05	PPM(V/V)	D
W-518-1913	2/17/21		Carbon tetrachloride		< 0.05	PPM(V/V)	D
W-518-1913	2/17/21		Chloroform		< 0.05	PPM(V/V)	D
W-518-1913	2/17/21		Dibromochloromethane		< 0.05	PPM(V/V)	D
W-518-1913	2/17/21		Tetrachloroethene		4.3	PPM(V/V)	D
W-518-1913	2/17/21		Trichloroethene		20	PPM(V/V)	D
W-518-1913	2/17/21		Trichlorofluoromethane		< 0.05	PPM(V/V)	D
W-518-1913	2/17/21		Trichlorotrifluoroethane		< 0.05	PPM(V/V)	D
W-518-1913	2/17/21		Vinyl chloride		< 0.05	PPM(V/V)	D
W-518-1913	2/17/21		cis-1,2-Dichloroethene		< 0.05	PPM(V/V)	D
W-518-1913	2/17/21		trans-1,2-Dichloroethene		< 0.05	PPM(V/V)	D
W-518-1913	4/21/21		1,1,1-Trichloroethane		< 0.05	PPM(V/V)	D
W-518-1913	4/21/21		1,1,2-Trichloroethane		< 0.05	PPM(V/V)	D
W-518-1913	4/21/21		1,1-Dichloroethane		< 0.05	PPM(V/V)	D
W-518-1913	4/21/21		1,1-Dichloroethene		0.96	PPM(V/V)	D
W-518-1913	4/21/21		1,2-Dichloroethane		< 0.05	PPM(V/V)	D
W-518-1913	4/21/21		Bromodichloromethane		< 0.05	PPM(V/V)	D
W-518-1913	4/21/21		Bromoform		< 0.05	PPM(V/V)	D
W-518-1913	4/21/21		Carbon tetrachloride		< 0.05	PPM(V/V)	D
W-518-1913	4/21/21		Chloroform		< 0.05	PPM(V/V)	D
W-518-1913	4/21/21		Dibromochloromethane		< 0.05	PPM(V/V)	D
W-518-1913	4/21/21		Tetrachloroethene		3.4	PPM(V/V)	D
W-518-1913	4/21/21		Trichloroethene		15	PPM(V/V)	D
W-518-1913	4/21/21		Trichlorofluoromethane		< 0.05	PPM(V/V)	D
W-518-1913	4/21/21		Trichlorotrifluoroethane		< 0.05	PPM(V/V)	D
W-518-1913	4/21/21		Vinyl chloride		< 0.05	PPM(V/V)	D
W-518-1913	4/21/21		cis-1,2-Dichloroethene		< 0.05	PPM(V/V)	D
W-518-1913	4/21/21		trans-1,2-Dichloroethene		< 0.05	PPM(V/V)	D
W-518-1913	8/10/21		1,1,1-Trichloroethane		< 0.5	PPM(V/V)	D
W-518-1913	8/10/21		1,1,2-Trichloroethane		< 0.5	PPM(V/V)	D
W-518-1913	8/10/21		1,1-Dichloroethane		< 0.5	PPM(V/V)	D
W-518-1913	8/10/21		1,1-Dichloroethene		0.75	PPM(V/V)	D
W-518-1913	8/10/21		1,2-Dichloroethane		< 0.5	PPM(V/V)	D
W-518-1913	8/10/21		Bromodichloromethane		< 0.5	PPM(V/V)	D
W-518-1913	8/10/21		Bromoform		< 0.5	PPM(V/V)	D
W-518-1913	8/10/21		Carbon tetrachloride		< 0.5	PPM(V/V)	D
W-518-1913	8/10/21		Chloroform		< 0.5	PPM(V/V)	D
W-518-1913	8/10/21		Dibromochloromethane		< 0.5	PPM(V/V)	D
W-518-1913	8/10/21		Tetrachloroethene		3.1	PPM(V/V)	D
W-518-1913	8/10/21		Trichloroethene		13	PPM(V/V)	D
W-518-1913	8/10/21		Trichlorofluoromethane		< 0.5	PPM(V/V)	D
W-518-1913	8/10/21		Trichlorotrifluoroethane		< 0.5	PPM(V/V)	D
W-518-1913	8/10/21		Vinyl chloride		< 0.5	PPM(V/V)	D
W-518-1913	8/10/21		cis-1,2-Dichloroethene		< 0.5	PPM(V/V)	D
W-518-1913	8/10/21		trans-1,2-Dichloroethene		< 0.5	PPM(V/V)	D
W-518-1913	11/16/21		1,1,1-Trichloroethane		< 0.5	PPM(V/V)	D
W-518-1913	11/16/21		1,1,2-Trichloroethane		< 0.5	PPM(V/V)	D
W-518-1913	11/16/21		1,1-Dichloroethane		< 0.5	PPM(V/V)	D
W-518-1913	11/16/21		1,1-Dichloroethene		0.69	PPM(V/V)	D
W-518-1913	11/16/21		1,2-Dichloroethane		< 0.5	PPM(V/V)	D
W-518-1913	11/16/21		Bromodichloromethane		< 0.5	PPM(V/V)	D

Attachment 2. Table 5. Soil vapor analytical data collected from wells, Livermore Site, 2021.

Well	Date	Sample Type	Parameter	LOS Indicator	Result	Units	QA Flag
W-518-1913	11/16/21		Bromoform	<	0.5	PPM(V/V)	D
W-518-1913	11/16/21		Carbon tetrachloride	<	0.5	PPM(V/V)	D
W-518-1913	11/16/21		Chloroform	<	0.5	PPM(V/V)	D
W-518-1913	11/16/21		Dibromochloromethane	<	0.5	PPM(V/V)	D
W-518-1913	11/16/21		Tetrachloroethene		3	PPM(V/V)	D
W-518-1913	11/16/21		Trichloroethene		11	PPM(V/V)	D
W-518-1913	11/16/21		Trichlorofluoromethane	<	0.5	PPM(V/V)	D
W-518-1913	11/16/21		Trichlorotrifluoroethane	<	0.5	PPM(V/V)	D
W-518-1913	11/16/21		Vinyl chloride	<	0.5	PPM(V/V)	D
W-518-1913	11/16/21		cis-1,2-Dichloroethene	<	0.5	PPM(V/V)	D
W-518-1913	11/16/21		trans-1,2-Dichloroethene	<	0.5	PPM(V/V)	D
W-518-1914	5/26/21		1,1,1-Trichloroethane	<	0.05	PPM(V/V)	D
W-518-1914	5/26/21		1,1,2-Trichloroethane	<	0.05	PPM(V/V)	D
W-518-1914	5/26/21		1,1-Dichloroethane	<	0.05	PPM(V/V)	D
W-518-1914	5/26/21		1,1-Dichloroethene	<	0.05	PPM(V/V)	D
W-518-1914	5/26/21		1,2-Dichloroethane	<	0.05	PPM(V/V)	D
W-518-1914	5/26/21		Bromodichloromethane	<	0.05	PPM(V/V)	D
W-518-1914	5/26/21		Bromoform	<	0.05	PPM(V/V)	D
W-518-1914	5/26/21		Carbon tetrachloride	<	0.05	PPM(V/V)	D
W-518-1914	5/26/21		Chloroform	<	0.05	PPM(V/V)	D
W-518-1914	5/26/21		Dibromochloromethane	<	0.05	PPM(V/V)	D
W-518-1914	5/26/21		Tetrachloroethene		0.82	PPM(V/V)	D
W-518-1914	5/26/21		Trichloroethene	<	0.05	PPM(V/V)	D
W-518-1914	5/26/21		Trichlorofluoromethane	<	0.05	PPM(V/V)	D
W-518-1914	5/26/21		Trichlorotrifluoroethane	<	0.05	PPM(V/V)	D
W-518-1914	5/26/21		Vinyl chloride	<	0.05	PPM(V/V)	D
W-518-1914	5/26/21		cis-1,2-Dichloroethene	<	0.05	PPM(V/V)	D
W-518-1914	5/26/21		trans-1,2-Dichloroethene	<	0.05	PPM(V/V)	D
W-518-1915	2/17/21		1,1,1-Trichloroethane	<	0.05	PPM(V/V)	D
W-518-1915	2/17/21		1,1,2-Trichloroethane	<	0.05	PPM(V/V)	D
W-518-1915	2/17/21		1,1-Dichloroethane	<	0.05	PPM(V/V)	D
W-518-1915	2/17/21		1,1-Dichloroethene		0.097	PPM(V/V)	D
W-518-1915	2/17/21		1,2-Dichloroethane	<	0.05	PPM(V/V)	D
W-518-1915	2/17/21		Bromodichloromethane	<	0.05	PPM(V/V)	D
W-518-1915	2/17/21		Bromoform	<	0.05	PPM(V/V)	D
W-518-1915	2/17/21		Carbon tetrachloride	<	0.05	PPM(V/V)	D
W-518-1915	2/17/21		Chloroform	<	0.05	PPM(V/V)	D
W-518-1915	2/17/21		Dibromochloromethane	<	0.05	PPM(V/V)	D
W-518-1915	2/17/21		Tetrachloroethene		1.4	PPM(V/V)	D
W-518-1915	2/17/21		Trichloroethene		2.8	PPM(V/V)	D
W-518-1915	2/17/21		Trichlorofluoromethane	<	0.05	PPM(V/V)	D
W-518-1915	2/17/21		Trichlorotrifluoroethane	<	0.05	PPM(V/V)	D
W-518-1915	2/17/21		Vinyl chloride	<	0.05	PPM(V/V)	D
W-518-1915	2/17/21		cis-1,2-Dichloroethene	<	0.05	PPM(V/V)	D
W-518-1915	2/17/21		trans-1,2-Dichloroethene	<	0.05	PPM(V/V)	D
W-518-1915	4/21/21		1,1,1-Trichloroethane	<	0.05	PPM(V/V)	D
W-518-1915	4/21/21		1,1,2-Trichloroethane	<	0.05	PPM(V/V)	D
W-518-1915	4/21/21		1,1-Dichloroethane	<	0.05	PPM(V/V)	D
W-518-1915	4/21/21		1,1-Dichloroethene		0.059	PPM(V/V)	D
W-518-1915	4/21/21		1,2-Dichloroethane	<	0.05	PPM(V/V)	D
W-518-1915	4/21/21		Bromodichloromethane	<	0.05	PPM(V/V)	D
W-518-1915	4/21/21		Bromoform	<	0.05	PPM(V/V)	D
W-518-1915	4/21/21		Carbon tetrachloride	<	0.05	PPM(V/V)	D
W-518-1915	4/21/21		Chloroform	<	0.05	PPM(V/V)	D
W-518-1915	4/21/21		Dibromochloromethane	<	0.05	PPM(V/V)	D
W-518-1915	4/21/21		Tetrachloroethene		1.1	PPM(V/V)	D
W-518-1915	4/21/21		Trichloroethene		2.4	PPM(V/V)	D
W-518-1915	4/21/21		Trichlorofluoromethane	<	0.05	PPM(V/V)	D
W-518-1915	4/21/21		Trichlorotrifluoroethane	<	0.05	PPM(V/V)	D
W-518-1915	4/21/21		Vinyl chloride	<	0.05	PPM(V/V)	D
W-518-1915	4/21/21		cis-1,2-Dichloroethene	<	0.05	PPM(V/V)	D
W-518-1915	4/21/21		trans-1,2-Dichloroethene	<	0.05	PPM(V/V)	D
W-518-1915	8/10/21		1,1,1-Trichloroethane	<	0.05	PPM(V/V)	D
W-518-1915	8/10/21		1,1,2-Trichloroethane	<	0.05	PPM(V/V)	D

Attachment 2. Table 5. Soil vapor analytical data collected from wells, Livermore Site, 2021.

Well	Date	Sample Type	Parameter	LOS Indicator	Result	Units	QA Flag
W-518-1915	8/10/21		1,1-Dichloroethane		< 0.05	PPM(V/V)	D
W-518-1915	8/10/21		1,1-Dichloroethene		0.11	PPM(V/V)	D
W-518-1915	8/10/21		1,2-Dichloroethane		< 0.05	PPM(V/V)	D
W-518-1915	8/10/21		Bromodichloromethane		< 0.05	PPM(V/V)	D
W-518-1915	8/10/21		Bromoform		< 0.05	PPM(V/V)	D
W-518-1915	8/10/21		Carbon tetrachloride		< 0.05	PPM(V/V)	D
W-518-1915	8/10/21		Chloroform		< 0.05	PPM(V/V)	D
W-518-1915	8/10/21		Dibromochloromethane		< 0.05	PPM(V/V)	D
W-518-1915	8/10/21		Tetrachloroethene		1.5	PPM(V/V)	D
W-518-1915	8/10/21		Trichloroethene		2.2	PPM(V/V)	D
W-518-1915	8/10/21		Trichlorofluoromethane		< 0.05	PPM(V/V)	D
W-518-1915	8/10/21		Trichlorotrifluoroethane		< 0.05	PPM(V/V)	D
W-518-1915	8/10/21		Vinyl chloride		< 0.05	PPM(V/V)	D
W-518-1915	8/10/21		cis-1,2-Dichloroethene		< 0.05	PPM(V/V)	D
W-518-1915	8/10/21		trans-1,2-Dichloroethene		< 0.05	PPM(V/V)	D
W-518-1915	11/16/21		1,1,1-Trichloroethane		< 0.01	PPM(V/V)	D
W-518-1915	11/16/21		1,1,2-Trichloroethane		< 0.01	PPM(V/V)	D
W-518-1915	11/16/21		1,1-Dichloroethane		< 0.01	PPM(V/V)	D
W-518-1915	11/16/21		1,1-Dichloroethene		0.11	PPM(V/V)	D
W-518-1915	11/16/21		1,2-Dichloroethane		< 0.01	PPM(V/V)	D
W-518-1915	11/16/21		Bromodichloromethane		< 0.01	PPM(V/V)	D
W-518-1915	11/16/21		Bromoform		< 0.01	PPM(V/V)	D
W-518-1915	11/16/21		Carbon tetrachloride		< 0.01	PPM(V/V)	D
W-518-1915	11/16/21		Chloroform		< 0.01	PPM(V/V)	D
W-518-1915	11/16/21		Dibromochloromethane		< 0.01	PPM(V/V)	D
W-518-1915	11/16/21		Tetrachloroethene		1.2	PPM(V/V)	D
W-518-1915	11/16/21		Trichloroethene		2.1	PPM(V/V)	D
W-518-1915	11/16/21		Trichlorofluoromethane		< 0.01	PPM(V/V)	D
W-518-1915	11/16/21		Trichlorotrifluoroethane		< 0.01	PPM(V/V)	D
W-518-1915	11/16/21		Vinyl chloride		< 0.01	PPM(V/V)	D
W-518-1915	11/16/21		cis-1,2-Dichloroethene		< 0.01	PPM(V/V)	D
W-518-1915	11/16/21		trans-1,2-Dichloroethene		< 0.01	PPM(V/V)	D
W-518-301A	10/25/21		1,1,1-Trichloroethane		< 0.005	PPM(V/V)	D
W-518-301A	10/25/21		1,1,2-Trichloroethane		< 0.005	PPM(V/V)	D
W-518-301A	10/25/21		1,1-Dichloroethane		< 0.005	PPM(V/V)	D
W-518-301A	10/25/21		1,1-Dichloroethene		< 0.005	PPM(V/V)	D
W-518-301A	10/25/21		1,2-Dichloroethane		< 0.005	PPM(V/V)	D
W-518-301A	10/25/21		Bromodichloromethane		< 0.005	PPM(V/V)	D
W-518-301A	10/25/21		Bromoform		< 0.005	PPM(V/V)	D
W-518-301A	10/25/21		Carbon tetrachloride		< 0.005	PPM(V/V)	D
W-518-301A	10/25/21		Chloroform		< 0.005	PPM(V/V)	D
W-518-301A	10/25/21		Dibromochloromethane		< 0.005	PPM(V/V)	D
W-518-301A	10/25/21		Tetrachloroethene		< 0.005	PPM(V/V)	D
W-518-301A	10/25/21		Trichloroethene		0.0059	PPM(V/V)	D
W-518-301A	10/25/21		Trichlorofluoromethane		< 0.005	PPM(V/V)	D
W-518-301A	10/25/21		Trichlorotrifluoroethane		< 0.005	PPM(V/V)	D
W-518-301A	10/25/21		Vinyl chloride		< 0.005	PPM(V/V)	D
W-518-301A	10/25/21		cis-1,2-Dichloroethene		< 0.005	PPM(V/V)	D
W-518-301A	10/25/21		trans-1,2-Dichloroethene		< 0.005	PPM(V/V)	D
W-518-301B	10/25/21		1,1,1-Trichloroethane		< 0.005	PPM(V/V)	D
W-518-301B	10/25/21		1,1,2-Trichloroethane		< 0.005	PPM(V/V)	D
W-518-301B	10/25/21		1,1-Dichloroethane		0.014	PPM(V/V)	D
W-518-301B	10/25/21		1,1-Dichloroethene		0.25	PPM(V/V)	D
W-518-301B	10/25/21		1,2-Dichloroethane		< 0.005	PPM(V/V)	D
W-518-301B	10/25/21		Bromodichloromethane		< 0.005	PPM(V/V)	D
W-518-301B	10/25/21		Bromoform		< 0.005	PPM(V/V)	D
W-518-301B	10/25/21		Carbon tetrachloride		< 0.005	PPM(V/V)	D
W-518-301B	10/25/21		Chloroform		0.0059	PPM(V/V)	D
W-518-301B	10/25/21		Dibromochloromethane		< 0.005	PPM(V/V)	D
W-518-301B	10/25/21		Tetrachloroethene		0.13	PPM(V/V)	D
W-518-301B	10/25/21		Trichloroethene		0.24	PPM(V/V)	D
W-518-301B	10/25/21		Trichlorofluoromethane		< 0.005	PPM(V/V)	D
W-518-301B	10/25/21		Trichlorotrifluoroethane		< 0.005	PPM(V/V)	D
W-518-301B	10/25/21		Vinyl chloride		< 0.005	PPM(V/V)	D

Attachment 2. Table 5. Soil vapor analytical data collected from wells, Livermore Site, 2021.

Well	Date	Sample Type	Parameter	LOS Indicator	Result	Units	QA Flag
W-518-301B	10/25/21		cis-1,2-Dichloroethene		< 0.005	PPM(V/V)	D
W-518-301B	10/25/21		trans-1,2-Dichloroethene		< 0.005	PPM(V/V)	D
W-518-304A	10/25/21		1,1,1-Trichloroethane		< 0.005	PPM(V/V)	D
W-518-304A	10/25/21		1,1,2-Trichloroethane		< 0.005	PPM(V/V)	D
W-518-304A	10/25/21		1,1-Dichloroethane		< 0.005	PPM(V/V)	D
W-518-304A	10/25/21		1,1-Dichloroethene		< 0.005	PPM(V/V)	D
W-518-304A	10/25/21		1,2-Dichloroethane		< 0.005	PPM(V/V)	D
W-518-304A	10/25/21		Bromodichloromethane		< 0.005	PPM(V/V)	D
W-518-304A	10/25/21		Bromoform		< 0.005	PPM(V/V)	D
W-518-304A	10/25/21		Carbon tetrachloride		< 0.005	PPM(V/V)	D
W-518-304A	10/25/21		Chloroform		< 0.005	PPM(V/V)	D
W-518-304A	10/25/21		Dibromochloromethane		< 0.005	PPM(V/V)	D
W-518-304A	10/25/21		Tetrachloroethene		< 0.005	PPM(V/V)	D
W-518-304A	10/25/21		Trichloroethene		< 0.005	PPM(V/V)	D
W-518-304A	10/25/21		Trichlorofluoromethane		< 0.005	PPM(V/V)	D
W-518-304A	10/25/21		Trichlorotrifluoroethane		< 0.005	PPM(V/V)	D
W-518-304A	10/25/21		Vinyl chloride		< 0.005	PPM(V/V)	D
W-518-304A	10/25/21		cis-1,2-Dichloroethene		< 0.005	PPM(V/V)	D
W-518-304A	10/25/21		trans-1,2-Dichloroethene		< 0.005	PPM(V/V)	D
W-518-304B	10/25/21		1,1,1-Trichloroethane		< 0.005	PPM(V/V)	D
W-518-304B	10/25/21		1,1,2-Trichloroethane		< 0.005	PPM(V/V)	D
W-518-304B	10/25/21		1,1-Dichloroethane		< 0.005	PPM(V/V)	D
W-518-304B	10/25/21		1,1-Dichloroethene		< 0.005	PPM(V/V)	D
W-518-304B	10/25/21		1,2-Dichloroethane		< 0.005	PPM(V/V)	D
W-518-304B	10/25/21		Bromodichloromethane		< 0.005	PPM(V/V)	D
W-518-304B	10/25/21		Bromoform		< 0.005	PPM(V/V)	D
W-518-304B	10/25/21		Carbon tetrachloride		< 0.005	PPM(V/V)	D
W-518-304B	10/25/21		Chloroform		< 0.005	PPM(V/V)	D
W-518-304B	10/25/21		Dibromochloromethane		< 0.005	PPM(V/V)	D
W-518-304B	10/25/21		Tetrachloroethene		< 0.005	PPM(V/V)	D
W-518-304B	10/25/21		Trichloroethene		< 0.005	PPM(V/V)	D
W-518-304B	10/25/21		Trichlorofluoromethane		< 0.005	PPM(V/V)	D
W-518-304B	10/25/21		Trichlorotrifluoroethane		< 0.005	PPM(V/V)	D
W-518-304B	10/25/21		Vinyl chloride		< 0.005	PPM(V/V)	D
W-518-304B	10/25/21		cis-1,2-Dichloroethene		< 0.005	PPM(V/V)	D
W-518-304B	10/25/21		trans-1,2-Dichloroethene		< 0.005	PPM(V/V)	D
W-543-001	3/23/21		1,1,1-Trichloroethane		< 0.005	PPM(V/V)	D
W-543-001	3/23/21		1,1,2-Trichloroethane		< 0.005	PPM(V/V)	D
W-543-001	3/23/21		1,1-Dichloroethane		< 0.005	PPM(V/V)	D
W-543-001	3/23/21		1,1-Dichloroethene		< 0.005	PPM(V/V)	D
W-543-001	3/23/21		1,2-Dichloroethane		< 0.005	PPM(V/V)	D
W-543-001	3/23/21		Bromodichloromethane		< 0.005	PPM(V/V)	D
W-543-001	3/23/21		Bromoform		< 0.005	PPM(V/V)	D
W-543-001	3/23/21		Carbon tetrachloride		< 0.005	PPM(V/V)	D
W-543-001	3/23/21		Chloroform		< 0.005	PPM(V/V)	D
W-543-001	3/23/21		Dibromochloromethane		< 0.005	PPM(V/V)	D
W-543-001	3/23/21		Tetrachloroethene		0.23	PPM(V/V)	D
W-543-001	3/23/21		Trichloroethene		0.11	PPM(V/V)	D
W-543-001	3/23/21		Trichlorofluoromethane		< 0.005	PPM(V/V)	D
W-543-001	3/23/21		Trichlorotrifluoroethane		< 0.005	PPM(V/V)	D
W-543-001	3/23/21		Vinyl chloride		< 0.005	PPM(V/V)	D
W-543-001	3/23/21		cis-1,2-Dichloroethene		< 0.005	PPM(V/V)	D
W-543-001	3/23/21		trans-1,2-Dichloroethene		< 0.005	PPM(V/V)	D
W-543-001	4/26/21		1,1,1-Trichloroethane		< 0.05	PPM(V/V)	D
W-543-001	4/26/21		1,1,2-Trichloroethane		< 0.05	PPM(V/V)	D
W-543-001	4/26/21		1,1-Dichloroethane		< 0.05	PPM(V/V)	D
W-543-001	4/26/21		1,1-Dichloroethene		< 0.05	PPM(V/V)	D
W-543-001	4/26/21		1,2-Dichloroethane		< 0.05	PPM(V/V)	D
W-543-001	4/26/21		Bromodichloromethane		< 0.05	PPM(V/V)	D
W-543-001	4/26/21		Bromoform		< 0.05	PPM(V/V)	D
W-543-001	4/26/21		Carbon tetrachloride		< 0.05	PPM(V/V)	D
W-543-001	4/26/21		Chloroform		< 0.05	PPM(V/V)	D
W-543-001	4/26/21		Dibromochloromethane		< 0.05	PPM(V/V)	D
W-543-001	4/26/21		Tetrachloroethene		0.45	PPM(V/V)	D

Attachment 2. Table 5. Soil vapor analytical data collected from wells, Livermore Site, 2021.

Well	Date	Sample Type	Parameter	LOS Indicator	Result	Units	QA Flag
W-543-001	4/26/21		Trichloroethene		< 0.05	PPM(V/V)	D
W-543-001	4/26/21		Trichlorofluoromethane		< 0.05	PPM(V/V)	D
W-543-001	4/26/21		Trichlorotrifluoroethane		< 0.05	PPM(V/V)	D
W-543-001	4/26/21		Vinyl chloride		< 0.05	PPM(V/V)	D
W-543-001	4/26/21		cis-1,2-Dichloroethene		< 0.05	PPM(V/V)	D
W-543-001	4/26/21		trans-1,2-Dichloroethene		< 0.05	PPM(V/V)	D
W-543-001	8/25/21		1,1,1-Trichloroethane		< 0.005	PPM(V/V)	D
W-543-001	8/25/21		1,1,2-Trichloroethane		< 0.005	PPM(V/V)	D
W-543-001	8/25/21		1,1-Dichloroethane		< 0.005	PPM(V/V)	D
W-543-001	8/25/21		1,1-Dichloroethene		< 0.005	PPM(V/V)	D
W-543-001	8/25/21		1,2-Dichloroethane		< 0.005	PPM(V/V)	D
W-543-001	8/25/21		Bromodichloromethane		< 0.005	PPM(V/V)	D
W-543-001	8/25/21		Bromoform		< 0.005	PPM(V/V)	D
W-543-001	8/25/21		Carbon tetrachloride		< 0.005	PPM(V/V)	D
W-543-001	8/25/21		Chloroform		< 0.005	PPM(V/V)	D
W-543-001	8/25/21		Dibromochloromethane		< 0.005	PPM(V/V)	D
W-543-001	8/25/21		Tetrachloroethene		0.11	PPM(V/V)	D
W-543-001	8/25/21		Trichloroethene		0.0077	PPM(V/V)	D
W-543-001	8/25/21		Trichlorofluoromethane		< 0.005	PPM(V/V)	D
W-543-001	8/25/21		Trichlorotrifluoroethane		< 0.005	PPM(V/V)	D
W-543-001	8/25/21		Vinyl chloride		< 0.005	PPM(V/V)	D
W-543-001	8/25/21		cis-1,2-Dichloroethene		< 0.005	PPM(V/V)	D
W-543-001	8/25/21		trans-1,2-Dichloroethene		< 0.005	PPM(V/V)	D
W-543-001	11/17/21		1,1,1-Trichloroethane		< 0.005	PPM(V/V)	D
W-543-001	11/17/21		1,1,2-Trichloroethane		< 0.005	PPM(V/V)	D
W-543-001	11/17/21		1,1-Dichloroethane		< 0.005	PPM(V/V)	D
W-543-001	11/17/21		1,1-Dichloroethene		< 0.005	PPM(V/V)	D
W-543-001	11/17/21		1,2-Dichloroethane		< 0.005	PPM(V/V)	D
W-543-001	11/17/21		Bromodichloromethane		< 0.005	PPM(V/V)	D
W-543-001	11/17/21		Bromoform		< 0.005	PPM(V/V)	D
W-543-001	11/17/21		Carbon tetrachloride		< 0.005	PPM(V/V)	D
W-543-001	11/17/21		Chloroform		< 0.005	PPM(V/V)	D
W-543-001	11/17/21		Dibromochloromethane		< 0.005	PPM(V/V)	D
W-543-001	11/17/21		Tetrachloroethene		0.1	PPM(V/V)	D
W-543-001	11/17/21		Trichloroethene		0.009	PPM(V/V)	D
W-543-001	11/17/21		Trichlorofluoromethane		< 0.005	PPM(V/V)	D
W-543-001	11/17/21		Trichlorotrifluoroethane		< 0.005	PPM(V/V)	D
W-543-001	11/17/21		Vinyl chloride		< 0.005	PPM(V/V)	D
W-543-001	11/17/21		cis-1,2-Dichloroethene		< 0.005	PPM(V/V)	D
W-543-001	11/17/21		trans-1,2-Dichloroethene		< 0.005	PPM(V/V)	D
W-543-003	3/23/21		1,1,1-Trichloroethane		< 0.005	PPM(V/V)	D
W-543-003	3/23/21		1,1,2-Trichloroethane		< 0.005	PPM(V/V)	D
W-543-003	3/23/21		1,1-Dichloroethane		< 0.005	PPM(V/V)	D
W-543-003	3/23/21		1,1-Dichloroethene		0.015	PPM(V/V)	D
W-543-003	3/23/21		1,2-Dichloroethane		< 0.005	PPM(V/V)	D
W-543-003	3/23/21		Bromodichloromethane		< 0.005	PPM(V/V)	D
W-543-003	3/23/21		Bromoform		< 0.005	PPM(V/V)	D
W-543-003	3/23/21		Carbon tetrachloride		< 0.005	PPM(V/V)	D
W-543-003	3/23/21		Chloroform		0.02	PPM(V/V)	D
W-543-003	3/23/21		Dibromochloromethane		< 0.005	PPM(V/V)	D
W-543-003	3/23/21		Tetrachloroethene		0.12	PPM(V/V)	D
W-543-003	3/23/21		Trichloroethene		0.21	PPM(V/V)	D
W-543-003	3/23/21		Trichlorofluoromethane		< 0.005	PPM(V/V)	D
W-543-003	3/23/21		Trichlorotrifluoroethane		< 0.005	PPM(V/V)	D
W-543-003	3/23/21		Vinyl chloride		< 0.005	PPM(V/V)	D
W-543-003	3/23/21		cis-1,2-Dichloroethene		< 0.005	PPM(V/V)	D
W-543-003	3/23/21		trans-1,2-Dichloroethene		< 0.005	PPM(V/V)	D
W-543-003	4/26/21		1,1,1-Trichloroethane		< 0.005	PPM(V/V)	D
W-543-003	4/26/21		1,1,2-Trichloroethane		< 0.005	PPM(V/V)	D
W-543-003	4/26/21		1,1-Dichloroethane		< 0.005	PPM(V/V)	D
W-543-003	4/26/21		1,1-Dichloroethene		0.024	PPM(V/V)	D
W-543-003	4/26/21		1,2-Dichloroethane		< 0.005	PPM(V/V)	D
W-543-003	4/26/21		Bromodichloromethane		< 0.005	PPM(V/V)	D
W-543-003	4/26/21		Bromoform		< 0.005	PPM(V/V)	D

Attachment 2. Table 5. Soil vapor analytical data collected from wells, Livermore Site, 2021.

Well	Date	Sample Type	Parameter	LOS Indicator	Result	Units	QA Flag
W-543-003	4/26/21		Carbon tetrachloride		< 0.005	PPM(V/V)	D
W-543-003	4/26/21		Chloroform		0.039	PPM(V/V)	D
W-543-003	4/26/21		Dibromochloromethane		< 0.005	PPM(V/V)	D
W-543-003	4/26/21		Tetrachloroethene		0.16	PPM(V/V)	D
W-543-003	4/26/21		Trichloroethene		0.28	PPM(V/V)	D
W-543-003	4/26/21		Trichlorofluoromethane		0.0059	PPM(V/V)	D
W-543-003	4/26/21		Trichlorotrifluoroethane		0.0057	PPM(V/V)	D
W-543-003	4/26/21		Vinyl chloride		< 0.005	PPM(V/V)	D
W-543-003	4/26/21		cis-1,2-Dichloroethene		< 0.005	PPM(V/V)	D
W-543-003	4/26/21		trans-1,2-Dichloroethene		< 0.005	PPM(V/V)	D
W-543-003	8/25/21		1,1,1-Trichloroethane		< 0.005	PPM(V/V)	D
W-543-003	8/25/21		1,1,2-Trichloroethane		< 0.005	PPM(V/V)	D
W-543-003	8/25/21		1,1-Dichloroethane		< 0.005	PPM(V/V)	D
W-543-003	8/25/21		1,1-Dichloroethene		0.017	PPM(V/V)	D
W-543-003	8/25/21		1,2-Dichloroethane		< 0.005	PPM(V/V)	D
W-543-003	8/25/21		Bromodichloromethane		< 0.005	PPM(V/V)	D
W-543-003	8/25/21		Bromoform		< 0.005	PPM(V/V)	D
W-543-003	8/25/21		Carbon tetrachloride		< 0.005	PPM(V/V)	D
W-543-003	8/25/21		Chloroform		0.04	PPM(V/V)	D
W-543-003	8/25/21		Dibromochloromethane		< 0.005	PPM(V/V)	D
W-543-003	8/25/21		Tetrachloroethene		0.13	PPM(V/V)	D
W-543-003	8/25/21		Trichloroethene		0.24	PPM(V/V)	D
W-543-003	8/25/21		Trichlorofluoromethane		< 0.005	PPM(V/V)	D
W-543-003	8/25/21		Trichlorotrifluoroethane		< 0.005	PPM(V/V)	D
W-543-003	8/25/21		Vinyl chloride		< 0.005	PPM(V/V)	D
W-543-003	8/25/21		cis-1,2-Dichloroethene		< 0.005	PPM(V/V)	D
W-543-003	8/25/21		trans-1,2-Dichloroethene		< 0.005	PPM(V/V)	D
W-543-003	11/17/21		1,1,1-Trichloroethane		< 0.005	PPM(V/V)	D
W-543-003	11/17/21		1,1,2-Trichloroethane		< 0.005	PPM(V/V)	D
W-543-003	11/17/21		1,1-Dichloroethane		< 0.005	PPM(V/V)	D
W-543-003	11/17/21		1,1-Dichloroethene		0.017	PPM(V/V)	D
W-543-003	11/17/21		1,2-Dichloroethane		< 0.005	PPM(V/V)	D
W-543-003	11/17/21		Bromodichloromethane		< 0.005	PPM(V/V)	D
W-543-003	11/17/21		Bromoform		< 0.005	PPM(V/V)	D
W-543-003	11/17/21		Carbon tetrachloride		< 0.005	PPM(V/V)	D
W-543-003	11/17/21		Chloroform		0.038	PPM(V/V)	D
W-543-003	11/17/21		Dibromochloromethane		< 0.005	PPM(V/V)	D
W-543-003	11/17/21		Tetrachloroethene		0.12	PPM(V/V)	D
W-543-003	11/17/21		Trichloroethene		0.22	PPM(V/V)	D
W-543-003	11/17/21		Trichlorofluoromethane		< 0.005	PPM(V/V)	D
W-543-003	11/17/21		Trichlorotrifluoroethane		< 0.005	PPM(V/V)	D
W-543-003	11/17/21		Vinyl chloride		< 0.005	PPM(V/V)	D
W-543-003	11/17/21		cis-1,2-Dichloroethene		< 0.005	PPM(V/V)	D
W-543-003	11/17/21		trans-1,2-Dichloroethene		< 0.005	PPM(V/V)	D
W-543-1908	3/23/21		1,1,1-Trichloroethane		< 0.005	PPM(V/V)	D
W-543-1908	3/23/21		1,1,2-Trichloroethane		< 0.005	PPM(V/V)	D
W-543-1908	3/23/21		1,1-Dichloroethane		< 0.005	PPM(V/V)	D
W-543-1908	3/23/21		1,1-Dichloroethene		< 0.005	PPM(V/V)	D
W-543-1908	3/23/21		1,2-Dichloroethane		< 0.005	PPM(V/V)	D
W-543-1908	3/23/21		Bromodichloromethane		< 0.005	PPM(V/V)	D
W-543-1908	3/23/21		Bromoform		< 0.005	PPM(V/V)	D
W-543-1908	3/23/21		Carbon tetrachloride		< 0.005	PPM(V/V)	D
W-543-1908	3/23/21		Chloroform		< 0.005	PPM(V/V)	D
W-543-1908	3/23/21		Dibromochloromethane		< 0.005	PPM(V/V)	D
W-543-1908	3/23/21		Tetrachloroethene		0.032	PPM(V/V)	D
W-543-1908	3/23/21		Trichloroethene		0.13	PPM(V/V)	D
W-543-1908	3/23/21		Trichlorofluoromethane		< 0.005	PPM(V/V)	D
W-543-1908	3/23/21		Trichlorotrifluoroethane		< 0.005	PPM(V/V)	D
W-543-1908	3/23/21		Vinyl chloride		< 0.005	PPM(V/V)	D
W-543-1908	3/23/21		cis-1,2-Dichloroethene		< 0.005	PPM(V/V)	D
W-543-1908	3/23/21		trans-1,2-Dichloroethene		< 0.005	PPM(V/V)	D
W-543-1908	4/26/21		1,1,1-Trichloroethane		< 0.005	PPM(V/V)	D
W-543-1908	4/26/21		1,1,2-Trichloroethane		< 0.005	PPM(V/V)	D
W-543-1908	4/26/21		1,1-Dichloroethane		< 0.005	PPM(V/V)	D

Attachment 2. Table 5. Soil vapor analytical data collected from wells, Livermore Site, 2021.

Well	Date	Sample Type	Parameter	LOS Indicator	Result	Units	QA Flag
W-543-1908	4/26/21		1,1-Dichloroethene		< 0.005	PPM(V/V)	D
W-543-1908	4/26/21		1,2-Dichloroethane		< 0.005	PPM(V/V)	D
W-543-1908	4/26/21		Bromodichloromethane		< 0.005	PPM(V/V)	D
W-543-1908	4/26/21		Bromoform		< 0.005	PPM(V/V)	D
W-543-1908	4/26/21		Carbon tetrachloride		< 0.005	PPM(V/V)	D
W-543-1908	4/26/21		Chloroform		< 0.005	PPM(V/V)	D
W-543-1908	4/26/21		Dibromochloromethane		< 0.005	PPM(V/V)	D
W-543-1908	4/26/21		Tetrachloroethene		0.034	PPM(V/V)	D
W-543-1908	4/26/21		Trichloroethene		0.12	PPM(V/V)	D
W-543-1908	4/26/21		Trichlorofluoromethane		< 0.005	PPM(V/V)	D
W-543-1908	4/26/21		Trichlorotrifluoroethane		< 0.005	PPM(V/V)	D
W-543-1908	4/26/21		Vinyl chloride		< 0.005	PPM(V/V)	D
W-543-1908	4/26/21		cis-1,2-Dichloroethene		< 0.005	PPM(V/V)	D
W-543-1908	4/26/21		trans-1,2-Dichloroethene		< 0.005	PPM(V/V)	D
W-543-1908	8/25/21		1,1,1-Trichloroethane		< 0.005	PPM(V/V)	D
W-543-1908	8/25/21		1,1,2-Trichloroethane		< 0.005	PPM(V/V)	D
W-543-1908	8/25/21		1,1-Dichloroethane		< 0.005	PPM(V/V)	D
W-543-1908	8/25/21		1,1-Dichloroethene		< 0.005	PPM(V/V)	D
W-543-1908	8/25/21		1,2-Dichloroethane		< 0.005	PPM(V/V)	D
W-543-1908	8/25/21		Bromodichloromethane		< 0.005	PPM(V/V)	D
W-543-1908	8/25/21		Bromoform		< 0.005	PPM(V/V)	D
W-543-1908	8/25/21		Carbon tetrachloride		< 0.005	PPM(V/V)	D
W-543-1908	8/25/21		Chloroform		< 0.005	PPM(V/V)	D
W-543-1908	8/25/21		Dibromochloromethane		< 0.005	PPM(V/V)	D
W-543-1908	8/25/21		Tetrachloroethene		0.023	PPM(V/V)	D
W-543-1908	8/25/21		Trichloroethene		0.079	PPM(V/V)	D
W-543-1908	8/25/21		Trichlorofluoromethane		< 0.005	PPM(V/V)	D
W-543-1908	8/25/21		Trichlorotrifluoroethane		< 0.005	PPM(V/V)	D
W-543-1908	8/25/21		Vinyl chloride		< 0.005	PPM(V/V)	D
W-543-1908	8/25/21		cis-1,2-Dichloroethene		< 0.005	PPM(V/V)	D
W-543-1908	8/25/21		trans-1,2-Dichloroethene		< 0.005	PPM(V/V)	D
W-543-1908	11/17/21		1,1,1-Trichloroethane		< 0.005	PPM(V/V)	D
W-543-1908	11/17/21		1,1,2-Trichloroethane		< 0.005	PPM(V/V)	D
W-543-1908	11/17/21		1,1-Dichloroethane		< 0.005	PPM(V/V)	D
W-543-1908	11/17/21		1,1-Dichloroethene		< 0.005	PPM(V/V)	D
W-543-1908	11/17/21		1,2-Dichloroethane		< 0.005	PPM(V/V)	D
W-543-1908	11/17/21		Bromodichloromethane		< 0.005	PPM(V/V)	D
W-543-1908	11/17/21		Bromoform		< 0.005	PPM(V/V)	D
W-543-1908	11/17/21		Carbon tetrachloride		< 0.005	PPM(V/V)	D
W-543-1908	11/17/21		Chloroform		< 0.005	PPM(V/V)	D
W-543-1908	11/17/21		Dibromochloromethane		< 0.005	PPM(V/V)	D
W-543-1908	11/17/21		Tetrachloroethene		0.017	PPM(V/V)	D
W-543-1908	11/17/21		Trichloroethene		0.056	PPM(V/V)	D
W-543-1908	11/17/21		Trichlorofluoromethane		< 0.005	PPM(V/V)	D
W-543-1908	11/17/21		Trichlorotrifluoroethane		< 0.005	PPM(V/V)	D
W-543-1908	11/17/21		Vinyl chloride		< 0.005	PPM(V/V)	D
W-543-1908	11/17/21		cis-1,2-Dichloroethene		< 0.005	PPM(V/V)	D
W-543-1908	11/17/21		trans-1,2-Dichloroethene		< 0.005	PPM(V/V)	D
W-ETC-2003	2/9/21		1,1,1-Trichloroethane		< 0.005	PPM(V/V)	D
W-ETC-2003	2/9/21		1,1,2-Trichloroethane		< 0.005	PPM(V/V)	D
W-ETC-2003	2/9/21		1,1-Dichloroethane		< 0.005	PPM(V/V)	D
W-ETC-2003	2/9/21		1,1-Dichloroethene		< 0.005	PPM(V/V)	D
W-ETC-2003	2/9/21		1,2-Dichloroethane		< 0.005	PPM(V/V)	D
W-ETC-2003	2/9/21		Bromodichloromethane		< 0.005	PPM(V/V)	D
W-ETC-2003	2/9/21		Bromoform		< 0.005	PPM(V/V)	D
W-ETC-2003	2/9/21		Carbon tetrachloride		< 0.005	PPM(V/V)	D
W-ETC-2003	2/9/21		Chloroform		< 0.005	PPM(V/V)	D
W-ETC-2003	2/9/21		Dibromochloromethane		< 0.005	PPM(V/V)	D
W-ETC-2003	2/9/21		Tetrachloroethene		0.041	PPM(V/V)	D
W-ETC-2003	2/9/21		Trichloroethene		0.057	PPM(V/V)	D
W-ETC-2003	2/9/21		Trichlorofluoromethane		< 0.005	PPM(V/V)	D
W-ETC-2003	2/9/21		Trichlorotrifluoroethane		< 0.005	PPM(V/V)	D
W-ETC-2003	2/9/21		Vinyl chloride		< 0.005	PPM(V/V)	D
W-ETC-2003	2/9/21		cis-1,2-Dichloroethene		< 0.005	PPM(V/V)	D

Attachment 2. Table 5. Soil vapor analytical data collected from wells, Livermore Site, 2021.

Well	Date	Sample Type	Parameter	LOS Indicator	Result	Units	QA Flag
W-ETC-2003	2/9/21		trans-1,2-Dichloroethene		< 0.005	PPM(V/V)	D
W-ETC-2003	5/19/21		1,1,1-Trichloroethane		< 0.005	PPM(V/V)	D
W-ETC-2003	5/19/21		1,1,2-Trichloroethane		< 0.005	PPM(V/V)	D
W-ETC-2003	5/19/21		1,1-Dichloroethane		< 0.005	PPM(V/V)	D
W-ETC-2003	5/19/21		1,1-Dichloroethene		< 0.005	PPM(V/V)	D
W-ETC-2003	5/19/21		1,2-Dichloroethane		< 0.005	PPM(V/V)	D
W-ETC-2003	5/19/21		Bromodichloromethane		< 0.005	PPM(V/V)	D
W-ETC-2003	5/19/21		Bromoform		< 0.005	PPM(V/V)	D
W-ETC-2003	5/19/21		Carbon tetrachloride		< 0.005	PPM(V/V)	D
W-ETC-2003	5/19/21		Chloroform		< 0.005	PPM(V/V)	D
W-ETC-2003	5/19/21		Dibromochloromethane		< 0.005	PPM(V/V)	D
W-ETC-2003	5/19/21		Tetrachloroethene		0.033	PPM(V/V)	D
W-ETC-2003	5/19/21		Trichloroethene		0.055	PPM(V/V)	D
W-ETC-2003	5/19/21		Trichlorofluoromethane		< 0.005	PPM(V/V)	D
W-ETC-2003	5/19/21		Trichlorotrifluoroethane		< 0.005	PPM(V/V)	D
W-ETC-2003	5/19/21		Vinyl chloride		< 0.005	PPM(V/V)	D
W-ETC-2003	5/19/21		cis-1,2-Dichloroethene		< 0.005	PPM(V/V)	D
W-ETC-2003	5/19/21		trans-1,2-Dichloroethene		< 0.005	PPM(V/V)	D
W-ETC-2003	8/10/21		1,1,1-Trichloroethane		< 0.005	PPM(V/V)	D
W-ETC-2003	8/10/21		1,1,2-Trichloroethane		< 0.005	PPM(V/V)	D
W-ETC-2003	8/10/21		1,1-Dichloroethane		< 0.005	PPM(V/V)	D
W-ETC-2003	8/10/21		1,1-Dichloroethene		< 0.005	PPM(V/V)	D
W-ETC-2003	8/10/21		1,2-Dichloroethane		< 0.005	PPM(V/V)	D
W-ETC-2003	8/10/21		Bromodichloromethane		< 0.005	PPM(V/V)	D
W-ETC-2003	8/10/21		Bromoform		< 0.005	PPM(V/V)	D
W-ETC-2003	8/10/21		Carbon tetrachloride		< 0.005	PPM(V/V)	D
W-ETC-2003	8/10/21		Chloroform		< 0.005	PPM(V/V)	D
W-ETC-2003	8/10/21		Dibromochloromethane		< 0.005	PPM(V/V)	D
W-ETC-2003	8/10/21		Tetrachloroethene		0.028	PPM(V/V)	D
W-ETC-2003	8/10/21		Trichloroethene		0.022	PPM(V/V)	D
W-ETC-2003	8/10/21		Trichlorofluoromethane		< 0.005	PPM(V/V)	D
W-ETC-2003	8/10/21		Trichlorotrifluoroethane		< 0.005	PPM(V/V)	D
W-ETC-2003	8/10/21		Vinyl chloride		< 0.005	PPM(V/V)	D
W-ETC-2003	8/10/21		cis-1,2-Dichloroethene		< 0.005	PPM(V/V)	D
W-ETC-2003	8/10/21		trans-1,2-Dichloroethene		< 0.005	PPM(V/V)	D
W-ETC-2003	11/16/21		1,1,1-Trichloroethane		< 0.005	PPM(V/V)	D
W-ETC-2003	11/16/21		1,1,2-Trichloroethane		< 0.005	PPM(V/V)	D
W-ETC-2003	11/16/21		1,1-Dichloroethane		< 0.005	PPM(V/V)	D
W-ETC-2003	11/16/21		1,1-Dichloroethene		< 0.005	PPM(V/V)	D
W-ETC-2003	11/16/21		1,2-Dichloroethane		< 0.005	PPM(V/V)	D
W-ETC-2003	11/16/21		Bromodichloromethane		< 0.005	PPM(V/V)	D
W-ETC-2003	11/16/21		Bromoform		< 0.005	PPM(V/V)	D
W-ETC-2003	11/16/21		Carbon tetrachloride		< 0.005	PPM(V/V)	D
W-ETC-2003	11/16/21		Chloroform		< 0.005	PPM(V/V)	D
W-ETC-2003	11/16/21		Dibromochloromethane		< 0.005	PPM(V/V)	D
W-ETC-2003	11/16/21		Tetrachloroethene		0.045	PPM(V/V)	D
W-ETC-2003	11/16/21		Trichloroethene		0.056	PPM(V/V)	D
W-ETC-2003	11/16/21		Trichlorofluoromethane		< 0.005	PPM(V/V)	D
W-ETC-2003	11/16/21		Trichlorotrifluoroethane		< 0.005	PPM(V/V)	D
W-ETC-2003	11/16/21		Vinyl chloride		< 0.005	PPM(V/V)	D
W-ETC-2003	11/16/21		cis-1,2-Dichloroethene		< 0.005	PPM(V/V)	D
W-ETC-2003	11/16/21		trans-1,2-Dichloroethene		< 0.005	PPM(V/V)	D
W-ETC-2004A	2/9/21		1,1,1-Trichloroethane		< 0.005	PPM(V/V)	D
W-ETC-2004A	2/9/21		1,1,2-Trichloroethane		< 0.005	PPM(V/V)	D
W-ETC-2004A	2/9/21		1,1-Dichloroethane		< 0.005	PPM(V/V)	D
W-ETC-2004A	2/9/21		1,1-Dichloroethene		< 0.005	PPM(V/V)	D
W-ETC-2004A	2/9/21		1,2-Dichloroethane		< 0.005	PPM(V/V)	D
W-ETC-2004A	2/9/21		Bromodichloromethane		< 0.005	PPM(V/V)	D
W-ETC-2004A	2/9/21		Bromoform		< 0.005	PPM(V/V)	D
W-ETC-2004A	2/9/21		Carbon tetrachloride		< 0.005	PPM(V/V)	D
W-ETC-2004A	2/9/21		Chloroform		< 0.005	PPM(V/V)	D
W-ETC-2004A	2/9/21		Dibromochloromethane		< 0.005	PPM(V/V)	D
W-ETC-2004A	2/9/21		Tetrachloroethene		0.2	PPM(V/V)	D
W-ETC-2004A	2/9/21		Trichloroethene		0.059	PPM(V/V)	D

Attachment 2. Table 5. Soil vapor analytical data collected from wells, Livermore Site, 2021.

Well	Date	Sample Type	Parameter	LOS Indicator	Result	Units	QA Flag
W-ETC-2004A	2/9/21		Trichlorofluoromethane		< 0.005	PPM(V/V)	D
W-ETC-2004A	2/9/21		Trichlorotrifluoroethane		< 0.005	PPM(V/V)	D
W-ETC-2004A	2/9/21		Vinyl chloride		< 0.005	PPM(V/V)	D
W-ETC-2004A	2/9/21		cis-1,2-Dichloroethene		< 0.005	PPM(V/V)	D
W-ETC-2004A	2/9/21		trans-1,2-Dichloroethene		< 0.005	PPM(V/V)	D
W-ETC-2004A	5/19/21		1,1,1-Trichloroethane		< 0.005	PPM(V/V)	D
W-ETC-2004A	5/19/21		1,1,2-Trichloroethane		< 0.005	PPM(V/V)	D
W-ETC-2004A	5/19/21		1,1-Dichloroethane		< 0.005	PPM(V/V)	D
W-ETC-2004A	5/19/21		1,1-Dichloroethene		< 0.005	PPM(V/V)	D
W-ETC-2004A	5/19/21		1,2-Dichloroethane		< 0.005	PPM(V/V)	D
W-ETC-2004A	5/19/21		Bromodichloromethane		< 0.005	PPM(V/V)	D
W-ETC-2004A	5/19/21		Bromoform		< 0.005	PPM(V/V)	D
W-ETC-2004A	5/19/21		Carbon tetrachloride		< 0.005	PPM(V/V)	D
W-ETC-2004A	5/19/21		Chloroform		< 0.005	PPM(V/V)	D
W-ETC-2004A	5/19/21		Dibromochloromethane		< 0.005	PPM(V/V)	D
W-ETC-2004A	5/19/21		Tetrachloroethene		0.23	PPM(V/V)	D
W-ETC-2004A	5/19/21		Trichloroethene		0.068	PPM(V/V)	D
W-ETC-2004A	5/19/21		Trichlorofluoromethane		< 0.005	PPM(V/V)	D
W-ETC-2004A	5/19/21		Trichlorotrifluoroethane		< 0.005	PPM(V/V)	D
W-ETC-2004A	5/19/21		Vinyl chloride		< 0.005	PPM(V/V)	D
W-ETC-2004A	5/19/21		cis-1,2-Dichloroethene		< 0.005	PPM(V/V)	D
W-ETC-2004A	5/19/21		trans-1,2-Dichloroethene		< 0.005	PPM(V/V)	D
W-ETC-2004A	8/10/21		1,1,1-Trichloroethane		< 0.005	PPM(V/V)	D
W-ETC-2004A	8/10/21		1,1,2-Trichloroethane		< 0.005	PPM(V/V)	D
W-ETC-2004A	8/10/21		1,1-Dichloroethane		< 0.005	PPM(V/V)	D
W-ETC-2004A	8/10/21		1,1-Dichloroethene		< 0.005	PPM(V/V)	D
W-ETC-2004A	8/10/21		1,2-Dichloroethane		< 0.005	PPM(V/V)	D
W-ETC-2004A	8/10/21		Bromodichloromethane		< 0.005	PPM(V/V)	D
W-ETC-2004A	8/10/21		Bromoform		< 0.005	PPM(V/V)	D
W-ETC-2004A	8/10/21		Carbon tetrachloride		< 0.005	PPM(V/V)	D
W-ETC-2004A	8/10/21		Chloroform		< 0.005	PPM(V/V)	D
W-ETC-2004A	8/10/21		Dibromochloromethane		< 0.005	PPM(V/V)	D
W-ETC-2004A	8/10/21		Tetrachloroethene		0.22	PPM(V/V)	D
W-ETC-2004A	8/10/21		Trichloroethene		0.052	PPM(V/V)	D
W-ETC-2004A	8/10/21		Trichlorofluoromethane		< 0.005	PPM(V/V)	D
W-ETC-2004A	8/10/21		Trichlorotrifluoroethane		< 0.005	PPM(V/V)	D
W-ETC-2004A	8/10/21		Vinyl chloride		< 0.005	PPM(V/V)	D
W-ETC-2004A	8/10/21		cis-1,2-Dichloroethene		< 0.005	PPM(V/V)	D
W-ETC-2004A	8/10/21		trans-1,2-Dichloroethene		< 0.005	PPM(V/V)	D
W-ETC-2004A	11/16/21		1,1,1-Trichloroethane		< 0.005	PPM(V/V)	D
W-ETC-2004A	11/16/21		1,1,2-Trichloroethane		< 0.005	PPM(V/V)	D
W-ETC-2004A	11/16/21		1,1-Dichloroethane		< 0.005	PPM(V/V)	D
W-ETC-2004A	11/16/21		1,1-Dichloroethene		< 0.005	PPM(V/V)	D
W-ETC-2004A	11/16/21		1,2-Dichloroethane		< 0.005	PPM(V/V)	D
W-ETC-2004A	11/16/21		Bromodichloromethane		< 0.005	PPM(V/V)	D
W-ETC-2004A	11/16/21		Bromoform		< 0.005	PPM(V/V)	D
W-ETC-2004A	11/16/21		Carbon tetrachloride		< 0.005	PPM(V/V)	D
W-ETC-2004A	11/16/21		Chloroform		< 0.005	PPM(V/V)	D
W-ETC-2004A	11/16/21		Dibromochloromethane		< 0.005	PPM(V/V)	D
W-ETC-2004A	11/16/21		Tetrachloroethene		0.25	PPM(V/V)	D
W-ETC-2004A	11/16/21		Trichloroethene		0.073	PPM(V/V)	D
W-ETC-2004A	11/16/21		Trichlorofluoromethane		< 0.005	PPM(V/V)	D
W-ETC-2004A	11/16/21		Trichlorotrifluoroethane		< 0.005	PPM(V/V)	D
W-ETC-2004A	11/16/21		Vinyl chloride		< 0.005	PPM(V/V)	D
W-ETC-2004A	11/16/21		cis-1,2-Dichloroethene		< 0.005	PPM(V/V)	D
W-ETC-2004A	11/16/21		trans-1,2-Dichloroethene		< 0.005	PPM(V/V)	D
W-ETC-2004B	2/9/21		1,1,1-Trichloroethane		< 0.005	PPM(V/V)	D
W-ETC-2004B	2/9/21		1,1,2-Trichloroethane		< 0.005	PPM(V/V)	D
W-ETC-2004B	2/9/21		1,1-Dichloroethane		< 0.005	PPM(V/V)	D
W-ETC-2004B	2/9/21		1,1-Dichloroethene		0.023	PPM(V/V)	D
W-ETC-2004B	2/9/21		1,2-Dichloroethane		< 0.005	PPM(V/V)	D
W-ETC-2004B	2/9/21		Bromodichloromethane		< 0.005	PPM(V/V)	D
W-ETC-2004B	2/9/21		Bromoform		< 0.005	PPM(V/V)	D
W-ETC-2004B	2/9/21		Carbon tetrachloride		< 0.005	PPM(V/V)	D

Attachment 2. Table 5. Soil vapor analytical data collected from wells, Livermore Site, 2021.

Well	Date	Sample Type	Parameter	LOS Indicator	Result	Units	QA Flag
W-ETC-2004B	2/9/21		Chloroform		0.015	PPM(V/V)	D
W-ETC-2004B	2/9/21		Dibromochloromethane		< 0.005	PPM(V/V)	D
W-ETC-2004B	2/9/21		Tetrachloroethene		0.24	PPM(V/V)	D
W-ETC-2004B	2/9/21		Trichloroethene		0.7	PPM(V/V)	D
W-ETC-2004B	2/9/21		Trichlorofluoromethane		< 0.005	PPM(V/V)	D
W-ETC-2004B	2/9/21		Trichlorotrifluoroethane		< 0.005	PPM(V/V)	D
W-ETC-2004B	2/9/21		Vinyl chloride		< 0.005	PPM(V/V)	D
W-ETC-2004B	2/9/21		cis-1,2-Dichloroethene		< 0.005	PPM(V/V)	D
W-ETC-2004B	2/9/21		trans-1,2-Dichloroethene		< 0.005	PPM(V/V)	D
W-ETC-2004B	5/19/21		1,1,1-Trichloroethane		< 0.005	PPM(V/V)	D
W-ETC-2004B	5/19/21		1,1,2-Trichloroethane		< 0.005	PPM(V/V)	D
W-ETC-2004B	5/19/21		1,1-Dichloroethane		< 0.005	PPM(V/V)	D
W-ETC-2004B	5/19/21		1,1-Dichloroethene		0.022	PPM(V/V)	D
W-ETC-2004B	5/19/21		1,2-Dichloroethane		< 0.005	PPM(V/V)	D
W-ETC-2004B	5/19/21		Bromodichloromethane		< 0.005	PPM(V/V)	D
W-ETC-2004B	5/19/21		Bromoform		< 0.005	PPM(V/V)	D
W-ETC-2004B	5/19/21		Carbon tetrachloride		< 0.005	PPM(V/V)	D
W-ETC-2004B	5/19/21		Chloroform		0.016	PPM(V/V)	D
W-ETC-2004B	5/19/21		Dibromochloromethane		< 0.005	PPM(V/V)	D
W-ETC-2004B	5/19/21		Tetrachloroethene		0.26	PPM(V/V)	D
W-ETC-2004B	5/19/21		Trichloroethene		0.98	PPM(V/V)	D
W-ETC-2004B	5/19/21		Trichlorofluoromethane		< 0.005	PPM(V/V)	D
W-ETC-2004B	5/19/21		Trichlorotrifluoroethane		< 0.005	PPM(V/V)	D
W-ETC-2004B	5/19/21		Vinyl chloride		< 0.005	PPM(V/V)	D
W-ETC-2004B	5/19/21		cis-1,2-Dichloroethene		< 0.005	PPM(V/V)	D
W-ETC-2004B	5/19/21		trans-1,2-Dichloroethene		< 0.005	PPM(V/V)	D
W-ETC-2004B	8/10/21		1,1,1-Trichloroethane		< 0.01	PPM(V/V)	D
W-ETC-2004B	8/10/21		1,1,2-Trichloroethane		< 0.01	PPM(V/V)	D
W-ETC-2004B	8/10/21		1,1-Dichloroethane		< 0.01	PPM(V/V)	D
W-ETC-2004B	8/10/21		1,1-Dichloroethene		0.029	PPM(V/V)	D
W-ETC-2004B	8/10/21		1,2-Dichloroethane		< 0.01	PPM(V/V)	D
W-ETC-2004B	8/10/21		Bromodichloromethane		< 0.01	PPM(V/V)	D
W-ETC-2004B	8/10/21		Bromoform		< 0.01	PPM(V/V)	D
W-ETC-2004B	8/10/21		Carbon tetrachloride		< 0.01	PPM(V/V)	D
W-ETC-2004B	8/10/21		Chloroform		0.017	PPM(V/V)	D
W-ETC-2004B	8/10/21		Dibromochloromethane		< 0.01	PPM(V/V)	D
W-ETC-2004B	8/10/21		Tetrachloroethene		0.29	PPM(V/V)	D
W-ETC-2004B	8/10/21		Trichloroethene		0.9	PPM(V/V)	D
W-ETC-2004B	8/10/21		Trichlorofluoromethane		< 0.01	PPM(V/V)	D
W-ETC-2004B	8/10/21		Trichlorotrifluoroethane		< 0.01	PPM(V/V)	D
W-ETC-2004B	8/10/21		Vinyl chloride		< 0.01	PPM(V/V)	D
W-ETC-2004B	8/10/21		cis-1,2-Dichloroethene		< 0.01	PPM(V/V)	D
W-ETC-2004B	8/10/21		trans-1,2-Dichloroethene		< 0.01	PPM(V/V)	D
W-ETC-2004B	11/16/21		1,1,1-Trichloroethane		< 0.005	PPM(V/V)	D
W-ETC-2004B	11/16/21		1,1,2-Trichloroethane		< 0.005	PPM(V/V)	D
W-ETC-2004B	11/16/21		1,1-Dichloroethane		< 0.005	PPM(V/V)	D
W-ETC-2004B	11/16/21		1,1-Dichloroethene		0.023	PPM(V/V)	D
W-ETC-2004B	11/16/21		1,2-Dichloroethane		< 0.005	PPM(V/V)	D
W-ETC-2004B	11/16/21		Bromodichloromethane		< 0.005	PPM(V/V)	D
W-ETC-2004B	11/16/21		Bromoform		< 0.005	PPM(V/V)	D
W-ETC-2004B	11/16/21		Carbon tetrachloride		< 0.005	PPM(V/V)	D
W-ETC-2004B	11/16/21		Chloroform		0.012	PPM(V/V)	D
W-ETC-2004B	11/16/21		Dibromochloromethane		< 0.005	PPM(V/V)	D
W-ETC-2004B	11/16/21		Tetrachloroethene		0.36	PPM(V/V)	D
W-ETC-2004B	11/16/21		Trichloroethene		1	PPM(V/V)	D
W-ETC-2004B	11/16/21		Trichlorofluoromethane		< 0.005	PPM(V/V)	D
W-ETC-2004B	11/16/21		Trichlorotrifluoroethane		< 0.005	PPM(V/V)	D
W-ETC-2004B	11/16/21		Vinyl chloride		< 0.005	PPM(V/V)	D
W-ETC-2004B	11/16/21		cis-1,2-Dichloroethene		< 0.005	PPM(V/V)	D
W-ETC-2004B	11/16/21		trans-1,2-Dichloroethene		< 0.005	PPM(V/V)	D
W-ETS-2008A	2/9/21		1,1,1-Trichloroethane		< 0.005	PPM(V/V)	D
W-ETS-2008A	2/9/21		1,1,2-Trichloroethane		< 0.005	PPM(V/V)	D
W-ETS-2008A	2/9/21		1,1-Dichloroethane		< 0.005	PPM(V/V)	D
W-ETS-2008A	2/9/21		1,1-Dichloroethene		< 0.005	PPM(V/V)	D

Attachment 2. Table 5. Soil vapor analytical data collected from wells, Livermore Site, 2021.

Well	Date	Sample Type	Parameter	LOS Indicator	Result	Units	QA Flag
W-ETS-2008A	2/9/21		1,2-Dichloroethane		< 0.005	PPM(V/V)	D
W-ETS-2008A	2/9/21		Bromodichloromethane		< 0.005	PPM(V/V)	D
W-ETS-2008A	2/9/21		Bromoform		< 0.005	PPM(V/V)	D
W-ETS-2008A	2/9/21		Carbon tetrachloride		< 0.005	PPM(V/V)	D
W-ETS-2008A	2/9/21		Chloroform		< 0.005	PPM(V/V)	D
W-ETS-2008A	2/9/21		Dibromochloromethane		< 0.005	PPM(V/V)	D
W-ETS-2008A	2/9/21		Tetrachloroethene		< 0.005	PPM(V/V)	D
W-ETS-2008A	2/9/21		Trichloroethene		0.0082	PPM(V/V)	D
W-ETS-2008A	2/9/21		Trichlorofluoromethane		< 0.005	PPM(V/V)	D
W-ETS-2008A	2/9/21		Trichlorotrifluoroethane		< 0.005	PPM(V/V)	D
W-ETS-2008A	2/9/21		Vinyl chloride		< 0.005	PPM(V/V)	D
W-ETS-2008A	2/9/21		cis-1,2-Dichloroethene		< 0.005	PPM(V/V)	D
W-ETS-2008A	2/9/21		trans-1,2-Dichloroethene		< 0.005	PPM(V/V)	D
W-ETS-2008A	5/19/21		1,1,1-Trichloroethane		< 0.005	PPM(V/V)	D
W-ETS-2008A	5/19/21		1,1,2-Trichloroethane		< 0.005	PPM(V/V)	D
W-ETS-2008A	5/19/21		1,1-Dichloroethane		< 0.005	PPM(V/V)	D
W-ETS-2008A	5/19/21		1,1-Dichloroethene		< 0.005	PPM(V/V)	D
W-ETS-2008A	5/19/21		1,2-Dichloroethane		< 0.005	PPM(V/V)	D
W-ETS-2008A	5/19/21		Bromodichloromethane		< 0.005	PPM(V/V)	D
W-ETS-2008A	5/19/21		Bromoform		< 0.005	PPM(V/V)	D
W-ETS-2008A	5/19/21		Carbon tetrachloride		< 0.005	PPM(V/V)	D
W-ETS-2008A	5/19/21		Chloroform		< 0.005	PPM(V/V)	D
W-ETS-2008A	5/19/21		Dibromochloromethane		< 0.005	PPM(V/V)	D
W-ETS-2008A	5/19/21		Tetrachloroethene		< 0.005	PPM(V/V)	D
W-ETS-2008A	5/19/21		Trichloroethene		< 0.005	PPM(V/V)	D
W-ETS-2008A	5/19/21		Trichlorofluoromethane		< 0.005	PPM(V/V)	D
W-ETS-2008A	5/19/21		Trichlorotrifluoroethane		< 0.005	PPM(V/V)	D
W-ETS-2008A	5/19/21		Vinyl chloride		< 0.005	PPM(V/V)	D
W-ETS-2008A	5/19/21		cis-1,2-Dichloroethene		< 0.005	PPM(V/V)	D
W-ETS-2008A	5/19/21		trans-1,2-Dichloroethene		< 0.005	PPM(V/V)	D
W-ETS-2008A	8/10/21		1,1,1-Trichloroethane		< 0.005	PPM(V/V)	D
W-ETS-2008A	8/10/21		1,1,2-Trichloroethane		< 0.005	PPM(V/V)	D
W-ETS-2008A	8/10/21		1,1-Dichloroethane		< 0.005	PPM(V/V)	D
W-ETS-2008A	8/10/21		1,1-Dichloroethene		< 0.005	PPM(V/V)	D
W-ETS-2008A	8/10/21		1,2-Dichloroethane		< 0.005	PPM(V/V)	D
W-ETS-2008A	8/10/21		Bromodichloromethane		< 0.005	PPM(V/V)	D
W-ETS-2008A	8/10/21		Bromoform		< 0.005	PPM(V/V)	D
W-ETS-2008A	8/10/21		Carbon tetrachloride		< 0.005	PPM(V/V)	D
W-ETS-2008A	8/10/21		Chloroform		< 0.005	PPM(V/V)	D
W-ETS-2008A	8/10/21		Dibromochloromethane		< 0.005	PPM(V/V)	D
W-ETS-2008A	8/10/21		Tetrachloroethene		0.014	PPM(V/V)	D
W-ETS-2008A	8/10/21		Trichloroethene		0.033	PPM(V/V)	D
W-ETS-2008A	8/10/21		Trichlorofluoromethane		< 0.005	PPM(V/V)	D
W-ETS-2008A	8/10/21		Trichlorotrifluoroethane		< 0.005	PPM(V/V)	D
W-ETS-2008A	8/10/21		Vinyl chloride		< 0.005	PPM(V/V)	D
W-ETS-2008A	8/10/21		cis-1,2-Dichloroethene		< 0.005	PPM(V/V)	D
W-ETS-2008A	8/10/21		trans-1,2-Dichloroethene		< 0.005	PPM(V/V)	D
W-ETS-2008A	11/16/21		1,1,1-Trichloroethane		< 0.005	PPM(V/V)	D
W-ETS-2008A	11/16/21		1,1,2-Trichloroethane		< 0.005	PPM(V/V)	D
W-ETS-2008A	11/16/21		1,1-Dichloroethane		< 0.005	PPM(V/V)	D
W-ETS-2008A	11/16/21		1,1-Dichloroethene		< 0.005	PPM(V/V)	D
W-ETS-2008A	11/16/21		1,2-Dichloroethane		< 0.005	PPM(V/V)	D
W-ETS-2008A	11/16/21		Bromodichloromethane		< 0.005	PPM(V/V)	D
W-ETS-2008A	11/16/21		Bromoform		< 0.005	PPM(V/V)	D
W-ETS-2008A	11/16/21		Carbon tetrachloride		< 0.005	PPM(V/V)	D
W-ETS-2008A	11/16/21		Chloroform		< 0.005	PPM(V/V)	D
W-ETS-2008A	11/16/21		Dibromochloromethane		< 0.005	PPM(V/V)	D
W-ETS-2008A	11/16/21		Tetrachloroethene		0.0089	PPM(V/V)	D
W-ETS-2008A	11/16/21		Trichloroethene		0.012	PPM(V/V)	D
W-ETS-2008A	11/16/21		Trichlorofluoromethane		< 0.005	PPM(V/V)	D
W-ETS-2008A	11/16/21		Trichlorotrifluoroethane		< 0.005	PPM(V/V)	D
W-ETS-2008A	11/16/21		Vinyl chloride		< 0.005	PPM(V/V)	D
W-ETS-2008A	11/16/21		cis-1,2-Dichloroethene		< 0.005	PPM(V/V)	D
W-ETS-2008A	11/16/21		trans-1,2-Dichloroethene		< 0.005	PPM(V/V)	D

Attachment 2. Table 5. Soil vapor analytical data collected from wells, Livermore Site, 2021.

Well	Date	Sample Type	Parameter	LOS Indicator	Result	Units	QA Flag
W-ETS-2008B	2/9/21		1,1,1-Trichloroethane		< 0.005	PPM(V/V)	D
W-ETS-2008B	2/9/21		1,1,2-Trichloroethane		< 0.005	PPM(V/V)	D
W-ETS-2008B	2/9/21		1,1-Dichloroethane		< 0.005	PPM(V/V)	D
W-ETS-2008B	2/9/21		1,1-Dichloroethene		< 0.005	PPM(V/V)	D
W-ETS-2008B	2/9/21		1,2-Dichloroethane		< 0.005	PPM(V/V)	D
W-ETS-2008B	2/9/21		Bromodichloromethane		< 0.005	PPM(V/V)	D
W-ETS-2008B	2/9/21		Bromoform		< 0.005	PPM(V/V)	D
W-ETS-2008B	2/9/21		Carbon tetrachloride		< 0.005	PPM(V/V)	D
W-ETS-2008B	2/9/21		Chloroform		< 0.005	PPM(V/V)	D
W-ETS-2008B	2/9/21		Dibromochloromethane		< 0.005	PPM(V/V)	D
W-ETS-2008B	2/9/21		Tetrachloroethene		0.016	PPM(V/V)	D
W-ETS-2008B	2/9/21		Trichloroethene		0.034	PPM(V/V)	D
W-ETS-2008B	2/9/21		Trichlorofluoromethane		< 0.005	PPM(V/V)	D
W-ETS-2008B	2/9/21		Trichlorotrifluoroethane		< 0.005	PPM(V/V)	D
W-ETS-2008B	2/9/21		Vinyl chloride		< 0.005	PPM(V/V)	D
W-ETS-2008B	2/9/21		cis-1,2-Dichloroethene		< 0.005	PPM(V/V)	D
W-ETS-2008B	2/9/21		trans-1,2-Dichloroethene		< 0.005	PPM(V/V)	D
W-ETS-2008B	5/19/21		1,1,1-Trichloroethane		< 0.005	PPM(V/V)	D
W-ETS-2008B	5/19/21		1,1,2-Trichloroethane		< 0.005	PPM(V/V)	D
W-ETS-2008B	5/19/21		1,1-Dichloroethane		< 0.005	PPM(V/V)	D
W-ETS-2008B	5/19/21		1,1-Dichloroethene		< 0.005	PPM(V/V)	D
W-ETS-2008B	5/19/21		1,2-Dichloroethane		< 0.005	PPM(V/V)	D
W-ETS-2008B	5/19/21		Bromodichloromethane		< 0.005	PPM(V/V)	D
W-ETS-2008B	5/19/21		Bromoform		< 0.005	PPM(V/V)	D
W-ETS-2008B	5/19/21		Carbon tetrachloride		< 0.005	PPM(V/V)	D
W-ETS-2008B	5/19/21		Chloroform		< 0.005	PPM(V/V)	D
W-ETS-2008B	5/19/21		Dibromochloromethane		< 0.005	PPM(V/V)	D
W-ETS-2008B	5/19/21		Tetrachloroethene		0.013	PPM(V/V)	D
W-ETS-2008B	5/19/21		Trichloroethene		0.038	PPM(V/V)	D
W-ETS-2008B	5/19/21		Trichlorofluoromethane		< 0.005	PPM(V/V)	D
W-ETS-2008B	5/19/21		Trichlorotrifluoroethane		< 0.005	PPM(V/V)	D
W-ETS-2008B	5/19/21		Vinyl chloride		< 0.005	PPM(V/V)	D
W-ETS-2008B	5/19/21		cis-1,2-Dichloroethene		< 0.005	PPM(V/V)	D
W-ETS-2008B	5/19/21		trans-1,2-Dichloroethene		< 0.005	PPM(V/V)	D
W-ETS-2008B	8/10/21		1,1,1-Trichloroethane		< 0.005	PPM(V/V)	D
W-ETS-2008B	8/10/21		1,1,2-Trichloroethane		< 0.005	PPM(V/V)	D
W-ETS-2008B	8/10/21		1,1-Dichloroethane		< 0.005	PPM(V/V)	D
W-ETS-2008B	8/10/21		1,1-Dichloroethene		< 0.005	PPM(V/V)	D
W-ETS-2008B	8/10/21		1,2-Dichloroethane		< 0.005	PPM(V/V)	D
W-ETS-2008B	8/10/21		Bromodichloromethane		< 0.005	PPM(V/V)	D
W-ETS-2008B	8/10/21		Bromoform		< 0.005	PPM(V/V)	D
W-ETS-2008B	8/10/21		Carbon tetrachloride		< 0.005	PPM(V/V)	D
W-ETS-2008B	8/10/21		Chloroform		< 0.005	PPM(V/V)	D
W-ETS-2008B	8/10/21		Dibromochloromethane		< 0.005	PPM(V/V)	D
W-ETS-2008B	8/10/21		Tetrachloroethene		0.0054	PPM(V/V)	D
W-ETS-2008B	8/10/21		Trichloroethene		0.006	PPM(V/V)	D
W-ETS-2008B	8/10/21		Trichlorofluoromethane		< 0.005	PPM(V/V)	D
W-ETS-2008B	8/10/21		Trichlorotrifluoroethane		< 0.005	PPM(V/V)	D
W-ETS-2008B	8/10/21		Vinyl chloride		< 0.005	PPM(V/V)	D
W-ETS-2008B	8/10/21		cis-1,2-Dichloroethene		< 0.005	PPM(V/V)	D
W-ETS-2008B	8/10/21		trans-1,2-Dichloroethene		< 0.005	PPM(V/V)	D
W-ETS-2008B	11/16/21		1,1,1-Trichloroethane		< 0.005	PPM(V/V)	D
W-ETS-2008B	11/16/21		1,1,2-Trichloroethane		< 0.005	PPM(V/V)	D
W-ETS-2008B	11/16/21		1,1-Dichloroethane		< 0.005	PPM(V/V)	D
W-ETS-2008B	11/16/21		1,1-Dichloroethene		< 0.005	PPM(V/V)	D
W-ETS-2008B	11/16/21		1,2-Dichloroethane		< 0.005	PPM(V/V)	D
W-ETS-2008B	11/16/21		Bromodichloromethane		< 0.005	PPM(V/V)	D
W-ETS-2008B	11/16/21		Bromoform		< 0.005	PPM(V/V)	D
W-ETS-2008B	11/16/21		Carbon tetrachloride		< 0.005	PPM(V/V)	D
W-ETS-2008B	11/16/21		Chloroform		< 0.005	PPM(V/V)	D
W-ETS-2008B	11/16/21		Dibromochloromethane		< 0.005	PPM(V/V)	D
W-ETS-2008B	11/16/21		Tetrachloroethene		0.024	PPM(V/V)	D
W-ETS-2008B	11/16/21		Trichloroethene		0.076	PPM(V/V)	D
W-ETS-2008B	11/16/21		Trichlorofluoromethane		< 0.005	PPM(V/V)	D

Attachment 2. Table 5. Soil vapor analytical data collected from wells, Livermore Site, 2021.

Well	Date	Sample Type	Parameter	LOS Indicator	Result	Units	QA Flag
W-ETS-2008B	11/16/21		Trichlorotrifluoroethane		< 0.005	PPM(V/V)	D
W-ETS-2008B	11/16/21		Vinyl chloride		< 0.005	PPM(V/V)	D
W-ETS-2008B	11/16/21		cis-1,2-Dichloroethene		< 0.005	PPM(V/V)	D
W-ETS-2008B	11/16/21		trans-1,2-Dichloroethene		< 0.005	PPM(V/V)	D
W-ETS-2009	2/9/21		1,1,1-Trichloroethane		< 0.005	PPM(V/V)	D
W-ETS-2009	2/9/21		1,1,2-Trichloroethane		< 0.005	PPM(V/V)	D
W-ETS-2009	2/9/21		1,1-Dichloroethane		< 0.005	PPM(V/V)	D
W-ETS-2009	2/9/21		1,1-Dichloroethene		< 0.005	PPM(V/V)	D
W-ETS-2009	2/9/21		1,2-Dichloroethane		< 0.005	PPM(V/V)	D
W-ETS-2009	2/9/21		Bromodichloromethane		< 0.005	PPM(V/V)	D
W-ETS-2009	2/9/21		Bromoform		< 0.005	PPM(V/V)	D
W-ETS-2009	2/9/21		Carbon tetrachloride		< 0.005	PPM(V/V)	D
W-ETS-2009	2/9/21		Chloroform		< 0.005	PPM(V/V)	D
W-ETS-2009	2/9/21		Dibromochloromethane		< 0.005	PPM(V/V)	D
W-ETS-2009	2/9/21		Tetrachloroethene		0.011	PPM(V/V)	D
W-ETS-2009	2/9/21		Trichloroethene		0.021	PPM(V/V)	D
W-ETS-2009	2/9/21		Trichlorofluoromethane		< 0.005	PPM(V/V)	D
W-ETS-2009	2/9/21		Trichlorotrifluoroethane		< 0.005	PPM(V/V)	D
W-ETS-2009	2/9/21		Vinyl chloride		< 0.005	PPM(V/V)	D
W-ETS-2009	2/9/21		cis-1,2-Dichloroethene		< 0.005	PPM(V/V)	D
W-ETS-2009	2/9/21		trans-1,2-Dichloroethene		< 0.005	PPM(V/V)	D
W-ETS-2009	5/19/21		1,1,1-Trichloroethane		< 0.005	PPM(V/V)	D
W-ETS-2009	5/19/21		1,1,2-Trichloroethane		< 0.005	PPM(V/V)	D
W-ETS-2009	5/19/21		1,1-Dichloroethane		< 0.005	PPM(V/V)	D
W-ETS-2009	5/19/21		1,1-Dichloroethene		< 0.005	PPM(V/V)	D
W-ETS-2009	5/19/21		1,2-Dichloroethane		< 0.005	PPM(V/V)	D
W-ETS-2009	5/19/21		Bromodichloromethane		< 0.005	PPM(V/V)	D
W-ETS-2009	5/19/21		Bromoform		< 0.005	PPM(V/V)	D
W-ETS-2009	5/19/21		Carbon tetrachloride		< 0.005	PPM(V/V)	D
W-ETS-2009	5/19/21		Chloroform		< 0.005	PPM(V/V)	D
W-ETS-2009	5/19/21		Dibromochloromethane		< 0.005	PPM(V/V)	D
W-ETS-2009	5/19/21		Tetrachloroethene		0.014	PPM(V/V)	D
W-ETS-2009	5/19/21		Trichloroethene		0.021	PPM(V/V)	D
W-ETS-2009	5/19/21		Trichlorofluoromethane		< 0.005	PPM(V/V)	D
W-ETS-2009	5/19/21		Trichlorotrifluoroethane		< 0.005	PPM(V/V)	D
W-ETS-2009	5/19/21		Vinyl chloride		< 0.005	PPM(V/V)	D
W-ETS-2009	5/19/21		cis-1,2-Dichloroethene		< 0.005	PPM(V/V)	D
W-ETS-2009	5/19/21		trans-1,2-Dichloroethene		< 0.005	PPM(V/V)	D
W-ETS-2009	8/10/21		1,1,1-Trichloroethane		< 0.005	PPM(V/V)	D
W-ETS-2009	8/10/21		1,1,2-Trichloroethane		< 0.005	PPM(V/V)	D
W-ETS-2009	8/10/21		1,1-Dichloroethane		< 0.005	PPM(V/V)	D
W-ETS-2009	8/10/21		1,1-Dichloroethene		< 0.005	PPM(V/V)	D
W-ETS-2009	8/10/21		1,2-Dichloroethane		< 0.005	PPM(V/V)	D
W-ETS-2009	8/10/21		Bromodichloromethane		< 0.005	PPM(V/V)	D
W-ETS-2009	8/10/21		Bromoform		< 0.005	PPM(V/V)	D
W-ETS-2009	8/10/21		Carbon tetrachloride		< 0.005	PPM(V/V)	D
W-ETS-2009	8/10/21		Chloroform		< 0.005	PPM(V/V)	D
W-ETS-2009	8/10/21		Dibromochloromethane		< 0.005	PPM(V/V)	D
W-ETS-2009	8/10/21		Tetrachloroethene		0.021	PPM(V/V)	D
W-ETS-2009	8/10/21		Trichloroethene		0.02	PPM(V/V)	D
W-ETS-2009	8/10/21		Trichlorofluoromethane		< 0.005	PPM(V/V)	D
W-ETS-2009	8/10/21		Trichlorotrifluoroethane		< 0.005	PPM(V/V)	D
W-ETS-2009	8/10/21		Vinyl chloride		< 0.005	PPM(V/V)	D
W-ETS-2009	8/10/21		cis-1,2-Dichloroethene		< 0.005	PPM(V/V)	D
W-ETS-2009	8/10/21		trans-1,2-Dichloroethene		< 0.005	PPM(V/V)	D
W-ETS-2009	11/16/21		1,1,1-Trichloroethane		< 0.005	PPM(V/V)	D
W-ETS-2009	11/16/21		1,1,2-Trichloroethane		< 0.005	PPM(V/V)	D
W-ETS-2009	11/16/21		1,1-Dichloroethane		< 0.005	PPM(V/V)	D
W-ETS-2009	11/16/21		1,1-Dichloroethene		< 0.005	PPM(V/V)	D
W-ETS-2009	11/16/21		1,2-Dichloroethane		< 0.005	PPM(V/V)	D
W-ETS-2009	11/16/21		Bromodichloromethane		< 0.005	PPM(V/V)	D
W-ETS-2009	11/16/21		Bromoform		< 0.005	PPM(V/V)	D
W-ETS-2009	11/16/21		Carbon tetrachloride		< 0.005	PPM(V/V)	D
W-ETS-2009	11/16/21		Chloroform		< 0.005	PPM(V/V)	D

Attachment 2. Table 5. Soil vapor analytical data collected from wells, Livermore Site, 2021.

Well	Date	Sample Type	Parameter	LOS Indicator	Result	Units	QA Flag
W-ETS-2009	11/16/21		Dibromochloromethane		< 0.005	PPM(V/V)	D
W-ETS-2009	11/16/21		Tetrachloroethene		0.015	PPM(V/V)	D
W-ETS-2009	11/16/21		Trichloroethene		0.023	PPM(V/V)	D
W-ETS-2009	11/16/21		Trichlorofluoromethane		< 0.005	PPM(V/V)	D
W-ETS-2009	11/16/21		Trichlorotrifluoroethane		< 0.005	PPM(V/V)	D
W-ETS-2009	11/16/21		Vinyl chloride		< 0.005	PPM(V/V)	D
W-ETS-2009	11/16/21		cis-1,2-Dichloroethene		< 0.005	PPM(V/V)	D
W-ETS-2009	11/16/21		trans-1,2-Dichloroethene		< 0.005	PPM(V/V)	D
W-ETS-2010A	2/9/21		1,1,1-Trichloroethane		< 0.005	PPM(V/V)	D
W-ETS-2010A	2/9/21		1,1,2-Trichloroethane		< 0.005	PPM(V/V)	D
W-ETS-2010A	2/9/21		1,1-Dichloroethane		< 0.005	PPM(V/V)	D
W-ETS-2010A	2/9/21		1,1-Dichloroethene		< 0.005	PPM(V/V)	D
W-ETS-2010A	2/9/21		1,2-Dichloroethane		< 0.005	PPM(V/V)	D
W-ETS-2010A	2/9/21		Bromodichloromethane		< 0.005	PPM(V/V)	D
W-ETS-2010A	2/9/21		Bromoform		< 0.005	PPM(V/V)	D
W-ETS-2010A	2/9/21		Carbon tetrachloride		< 0.005	PPM(V/V)	D
W-ETS-2010A	2/9/21		Chloroform		< 0.005	PPM(V/V)	D
W-ETS-2010A	2/9/21		Dibromochloromethane		< 0.005	PPM(V/V)	D
W-ETS-2010A	2/9/21		Tetrachloroethene		< 0.005	PPM(V/V)	D
W-ETS-2010A	2/9/21		Trichloroethene		0.012	PPM(V/V)	D
W-ETS-2010A	2/9/21		Trichlorofluoromethane		< 0.005	PPM(V/V)	D
W-ETS-2010A	2/9/21		Trichlorotrifluoroethane		< 0.005	PPM(V/V)	D
W-ETS-2010A	2/9/21		Vinyl chloride		< 0.005	PPM(V/V)	D
W-ETS-2010A	2/9/21		cis-1,2-Dichloroethene		< 0.005	PPM(V/V)	D
W-ETS-2010A	2/9/21		trans-1,2-Dichloroethene		< 0.005	PPM(V/V)	D
W-ETS-2010A	5/19/21		1,1,1-Trichloroethane		< 0.005	PPM(V/V)	D
W-ETS-2010A	5/19/21		1,1,2-Trichloroethane		< 0.005	PPM(V/V)	D
W-ETS-2010A	5/19/21		1,1-Dichloroethane		< 0.005	PPM(V/V)	D
W-ETS-2010A	5/19/21		1,1-Dichloroethene		< 0.005	PPM(V/V)	D
W-ETS-2010A	5/19/21		1,2-Dichloroethane		< 0.005	PPM(V/V)	D
W-ETS-2010A	5/19/21		Bromodichloromethane		< 0.005	PPM(V/V)	D
W-ETS-2010A	5/19/21		Bromoform		< 0.005	PPM(V/V)	D
W-ETS-2010A	5/19/21		Carbon tetrachloride		< 0.005	PPM(V/V)	D
W-ETS-2010A	5/19/21		Chloroform		< 0.005	PPM(V/V)	D
W-ETS-2010A	5/19/21		Dibromochloromethane		< 0.005	PPM(V/V)	D
W-ETS-2010A	5/19/21		Tetrachloroethene		< 0.005	PPM(V/V)	D
W-ETS-2010A	5/19/21		Trichloroethene		0.0094	PPM(V/V)	D
W-ETS-2010A	5/19/21		Trichlorofluoromethane		< 0.005	PPM(V/V)	D
W-ETS-2010A	5/19/21		Trichlorotrifluoroethane		< 0.005	PPM(V/V)	D
W-ETS-2010A	5/19/21		Vinyl chloride		< 0.005	PPM(V/V)	D
W-ETS-2010A	5/19/21		cis-1,2-Dichloroethene		< 0.005	PPM(V/V)	D
W-ETS-2010A	5/19/21		trans-1,2-Dichloroethene		< 0.005	PPM(V/V)	D
W-ETS-2010A	8/10/21		1,1,1-Trichloroethane		< 0.005	PPM(V/V)	D
W-ETS-2010A	8/10/21		1,1,2-Trichloroethane		< 0.005	PPM(V/V)	D
W-ETS-2010A	8/10/21		1,1-Dichloroethane		< 0.005	PPM(V/V)	D
W-ETS-2010A	8/10/21		1,1-Dichloroethene		< 0.005	PPM(V/V)	D
W-ETS-2010A	8/10/21		1,2-Dichloroethane		< 0.005	PPM(V/V)	D
W-ETS-2010A	8/10/21		Bromodichloromethane		< 0.005	PPM(V/V)	D
W-ETS-2010A	8/10/21		Bromoform		< 0.005	PPM(V/V)	D
W-ETS-2010A	8/10/21		Carbon tetrachloride		< 0.005	PPM(V/V)	D
W-ETS-2010A	8/10/21		Chloroform		< 0.005	PPM(V/V)	D
W-ETS-2010A	8/10/21		Dibromochloromethane		< 0.005	PPM(V/V)	D
W-ETS-2010A	8/10/21		Tetrachloroethene		0.0071	PPM(V/V)	D
W-ETS-2010A	8/10/21		Trichloroethene		0.014	PPM(V/V)	D
W-ETS-2010A	8/10/21		Trichlorofluoromethane		< 0.005	PPM(V/V)	D
W-ETS-2010A	8/10/21		Trichlorotrifluoroethane		< 0.005	PPM(V/V)	D
W-ETS-2010A	8/10/21		Vinyl chloride		< 0.005	PPM(V/V)	D
W-ETS-2010A	8/10/21		cis-1,2-Dichloroethene		< 0.005	PPM(V/V)	D
W-ETS-2010A	8/10/21		trans-1,2-Dichloroethene		< 0.005	PPM(V/V)	D
W-ETS-2010A	11/16/21		1,1,1-Trichloroethane		< 0.005	PPM(V/V)	D
W-ETS-2010A	11/16/21		1,1,2-Trichloroethane		< 0.005	PPM(V/V)	D
W-ETS-2010A	11/16/21		1,1-Dichloroethane		< 0.005	PPM(V/V)	D
W-ETS-2010A	11/16/21		1,1-Dichloroethene		< 0.005	PPM(V/V)	D
W-ETS-2010A	11/16/21		1,2-Dichloroethane		< 0.005	PPM(V/V)	D

Attachment 2. Table 5. Soil vapor analytical data collected from wells, Livermore Site, 2021.

Well	Date	Sample Type	Parameter	LOS Indicator	Result	Units	QA Flag
W-ETS-2010A	11/16/21		Bromodichloromethane	<	0.005	PPM(V/V)	D
W-ETS-2010A	11/16/21		Bromoform	<	0.005	PPM(V/V)	D
W-ETS-2010A	11/16/21		Carbon tetrachloride	<	0.005	PPM(V/V)	D
W-ETS-2010A	11/16/21		Chloroform	<	0.005	PPM(V/V)	D
W-ETS-2010A	11/16/21		Dibromochloromethane	<	0.005	PPM(V/V)	D
W-ETS-2010A	11/16/21		Tetrachloroethene		0.0087	PPM(V/V)	D
W-ETS-2010A	11/16/21		Trichloroethene		0.018	PPM(V/V)	D
W-ETS-2010A	11/16/21		Trichlorofluoromethane	<	0.005	PPM(V/V)	D
W-ETS-2010A	11/16/21		Trichlorotrifluoroethane	<	0.005	PPM(V/V)	D
W-ETS-2010A	11/16/21		Vinyl chloride	<	0.005	PPM(V/V)	D
W-ETS-2010A	11/16/21		cis-1,2-Dichloroethene	<	0.005	PPM(V/V)	D
W-ETS-2010A	11/16/21		trans-1,2-Dichloroethene	<	0.005	PPM(V/V)	D
W-ETS-2010B	2/9/21		1,1,1-Trichloroethane	<	0.005	PPM(V/V)	D
W-ETS-2010B	2/9/21		1,1,2-Trichloroethane	<	0.005	PPM(V/V)	D
W-ETS-2010B	2/9/21		1,1-Dichloroethane	<	0.005	PPM(V/V)	D
W-ETS-2010B	2/9/21		1,1-Dichloroethene	<	0.005	PPM(V/V)	D
W-ETS-2010B	2/9/21		1,2-Dichloroethane	<	0.005	PPM(V/V)	D
W-ETS-2010B	2/9/21		Bromodichloromethane	<	0.005	PPM(V/V)	D
W-ETS-2010B	2/9/21		Bromoform	<	0.005	PPM(V/V)	D
W-ETS-2010B	2/9/21		Carbon tetrachloride	<	0.005	PPM(V/V)	D
W-ETS-2010B	2/9/21		Chloroform	<	0.005	PPM(V/V)	D
W-ETS-2010B	2/9/21		Dibromochloromethane	<	0.005	PPM(V/V)	D
W-ETS-2010B	2/9/21		Tetrachloroethene		0.022	PPM(V/V)	D
W-ETS-2010B	2/9/21		Trichloroethene		0.065	PPM(V/V)	D
W-ETS-2010B	2/9/21		Trichlorofluoromethane	<	0.005	PPM(V/V)	D
W-ETS-2010B	2/9/21		Trichlorotrifluoroethane		0.0052	PPM(V/V)	D
W-ETS-2010B	2/9/21		Vinyl chloride	<	0.005	PPM(V/V)	D
W-ETS-2010B	2/9/21		cis-1,2-Dichloroethene	<	0.005	PPM(V/V)	D
W-ETS-2010B	2/9/21		trans-1,2-Dichloroethene	<	0.005	PPM(V/V)	D
W-ETS-2010B	5/19/21		1,1,1-Trichloroethane	<	0.005	PPM(V/V)	D
W-ETS-2010B	5/19/21		1,1,2-Trichloroethane	<	0.005	PPM(V/V)	D
W-ETS-2010B	5/19/21		1,1-Dichloroethane	<	0.005	PPM(V/V)	D
W-ETS-2010B	5/19/21		1,1-Dichloroethene	<	0.005	PPM(V/V)	D
W-ETS-2010B	5/19/21		1,2-Dichloroethane	<	0.005	PPM(V/V)	D
W-ETS-2010B	5/19/21		Bromodichloromethane	<	0.005	PPM(V/V)	D
W-ETS-2010B	5/19/21		Bromoform	<	0.005	PPM(V/V)	D
W-ETS-2010B	5/19/21		Carbon tetrachloride	<	0.005	PPM(V/V)	D
W-ETS-2010B	5/19/21		Chloroform	<	0.005	PPM(V/V)	D
W-ETS-2010B	5/19/21		Dibromochloromethane	<	0.005	PPM(V/V)	D
W-ETS-2010B	5/19/21		Tetrachloroethene		0.018	PPM(V/V)	D
W-ETS-2010B	5/19/21		Trichloroethene		0.058	PPM(V/V)	D
W-ETS-2010B	5/19/21		Trichlorofluoromethane	<	0.005	PPM(V/V)	D
W-ETS-2010B	5/19/21		Trichlorotrifluoroethane	<	0.005	PPM(V/V)	D
W-ETS-2010B	5/19/21		Vinyl chloride	<	0.005	PPM(V/V)	D
W-ETS-2010B	5/19/21		cis-1,2-Dichloroethene	<	0.005	PPM(V/V)	D
W-ETS-2010B	5/19/21		trans-1,2-Dichloroethene	<	0.005	PPM(V/V)	D
W-ETS-2010B	8/10/21		1,1,1-Trichloroethane	<	0.005	PPM(V/V)	D
W-ETS-2010B	8/10/21		1,1,2-Trichloroethane	<	0.005	PPM(V/V)	D
W-ETS-2010B	8/10/21		1,1-Dichloroethane	<	0.005	PPM(V/V)	D
W-ETS-2010B	8/10/21		1,1-Dichloroethene	<	0.005	PPM(V/V)	D
W-ETS-2010B	8/10/21		1,2-Dichloroethane	<	0.005	PPM(V/V)	D
W-ETS-2010B	8/10/21		Bromodichloromethane	<	0.005	PPM(V/V)	D
W-ETS-2010B	8/10/21		Bromoform	<	0.005	PPM(V/V)	D
W-ETS-2010B	8/10/21		Carbon tetrachloride	<	0.005	PPM(V/V)	D
W-ETS-2010B	8/10/21		Chloroform	<	0.005	PPM(V/V)	D
W-ETS-2010B	8/10/21		Dibromochloromethane	<	0.005	PPM(V/V)	D
W-ETS-2010B	8/10/21		Tetrachloroethene		0.021	PPM(V/V)	D
W-ETS-2010B	8/10/21		Trichloroethene		0.06	PPM(V/V)	D
W-ETS-2010B	8/10/21		Trichlorofluoromethane	<	0.005	PPM(V/V)	D
W-ETS-2010B	8/10/21		Trichlorotrifluoroethane	<	0.005	PPM(V/V)	D
W-ETS-2010B	8/10/21		Vinyl chloride	<	0.005	PPM(V/V)	D
W-ETS-2010B	8/10/21		cis-1,2-Dichloroethene	<	0.005	PPM(V/V)	D
W-ETS-2010B	8/10/21		trans-1,2-Dichloroethene	<	0.005	PPM(V/V)	D
W-ETS-2010B	11/16/21		1,1,1-Trichloroethane	<	0.005	PPM(V/V)	D

Attachment 2. Table 5. Soil vapor analytical data collected from wells, Livermore Site, 2021.

Well	Date	Sample Type	Parameter	LOS Indicator	Result	Units	QA Flag
W-ETS-2010B	11/16/21		1,1,2-Trichloroethane	<	0.005	PPM(V/V)	D
W-ETS-2010B	11/16/21		1,1-Dichloroethane	<	0.005	PPM(V/V)	D
W-ETS-2010B	11/16/21		1,1-Dichloroethene	<	0.005	PPM(V/V)	D
W-ETS-2010B	11/16/21		1,2-Dichloroethane	<	0.005	PPM(V/V)	D
W-ETS-2010B	11/16/21		Bromodichloromethane	<	0.005	PPM(V/V)	D
W-ETS-2010B	11/16/21		Bromoform	<	0.005	PPM(V/V)	D
W-ETS-2010B	11/16/21		Carbon tetrachloride	<	0.005	PPM(V/V)	D
W-ETS-2010B	11/16/21		Chloroform	<	0.005	PPM(V/V)	D
W-ETS-2010B	11/16/21		Dibromochloromethane	<	0.005	PPM(V/V)	D
W-ETS-2010B	11/16/21		Tetrachloroethene		0.019	PPM(V/V)	D
W-ETS-2010B	11/16/21		Trichloroethene		0.048	PPM(V/V)	D
W-ETS-2010B	11/16/21		Trichlorofluoromethane	<	0.005	PPM(V/V)	D
W-ETS-2010B	11/16/21		Trichlorotrifluoroethane	<	0.005	PPM(V/V)	D
W-ETS-2010B	11/16/21		Vinyl chloride	<	0.005	PPM(V/V)	D
W-ETS-2010B	11/16/21		cis-1,2-Dichloroethene	<	0.005	PPM(V/V)	D
W-ETS-2010B	11/16/21		trans-1,2-Dichloroethene	<	0.005	PPM(V/V)	D
W-ETS-507	3/17/21		1,1,1-Trichloroethane	<	0.005	PPM(V/V)	D
W-ETS-507	3/17/21		1,1,2-Trichloroethane	<	0.005	PPM(V/V)	D
W-ETS-507	3/17/21		1,1-Dichloroethane	<	0.005	PPM(V/V)	D
W-ETS-507	3/17/21		1,1-Dichloroethene		0.01	PPM(V/V)	D
W-ETS-507	3/17/21		1,2-Dichloroethane	<	0.005	PPM(V/V)	D
W-ETS-507	3/17/21		Bromodichloromethane	<	0.005	PPM(V/V)	D
W-ETS-507	3/17/21		Bromoform	<	0.005	PPM(V/V)	D
W-ETS-507	3/17/21		Carbon tetrachloride	<	0.005	PPM(V/V)	D
W-ETS-507	3/17/21		Chloroform		0.053	PPM(V/V)	D
W-ETS-507	3/17/21		Dibromochloromethane	<	0.005	PPM(V/V)	D
W-ETS-507	3/17/21		Tetrachloroethene		0.086	PPM(V/V)	D
W-ETS-507	3/17/21		Trichloroethene		0.35	PPM(V/V)	D
W-ETS-507	3/17/21		Trichlorofluoromethane	<	0.005	PPM(V/V)	D
W-ETS-507	3/17/21		Trichlorotrifluoroethane	<	0.005	PPM(V/V)	D
W-ETS-507	3/17/21		Vinyl chloride	<	0.005	PPM(V/V)	D
W-ETS-507	3/17/21		cis-1,2-Dichloroethene	<	0.005	PPM(V/V)	D
W-ETS-507	3/17/21		trans-1,2-Dichloroethene	<	0.005	PPM(V/V)	D
W-ETS-507	12/2/21		1,1,1-Trichloroethane	<	0.005	PPM(V/V)	D
W-ETS-507	12/2/21		1,1,2-Trichloroethane	<	0.005	PPM(V/V)	D
W-ETS-507	12/2/21		1,1-Dichloroethane	<	0.005	PPM(V/V)	D
W-ETS-507	12/2/21		1,1-Dichloroethene	<	0.005	PPM(V/V)	D
W-ETS-507	12/2/21		1,2-Dichloroethane	<	0.005	PPM(V/V)	D
W-ETS-507	12/2/21		Bromodichloromethane	<	0.005	PPM(V/V)	D
W-ETS-507	12/2/21		Bromoform	<	0.005	PPM(V/V)	D
W-ETS-507	12/2/21		Carbon tetrachloride	<	0.005	PPM(V/V)	D
W-ETS-507	12/2/21		Chloroform		0.09	PPM(V/V)	D
W-ETS-507	12/2/21		Dibromochloromethane	<	0.005	PPM(V/V)	D
W-ETS-507	12/2/21		Tetrachloroethene		0.025	PPM(V/V)	D
W-ETS-507	12/2/21		Trichloroethene		0.087	PPM(V/V)	D
W-ETS-507	12/2/21		Trichlorofluoromethane	<	0.005	PPM(V/V)	D
W-ETS-507	12/2/21		Trichlorotrifluoroethane	<	0.005	PPM(V/V)	D
W-ETS-507	12/2/21		Vinyl chloride	<	0.005	PPM(V/V)	D
W-ETS-507	12/2/21		cis-1,2-Dichloroethene	<	0.005	PPM(V/V)	D
W-ETS-507	12/2/21		trans-1,2-Dichloroethene	<	0.005	PPM(V/V)	D

PPM(V/V) = Parts per million on a volume-to-volume basis.

< Indicates the measured value is less than the reporting limit.

Data qualifier flags

B = Analyte found in method blank; sample results should be evaluated.

D = Analysis performed at a secondary dilution or concentration.

E = The analyte was detected below the LLNL reporting limit, but above the analytical laboratory minimum detection limit or activity.

F = Analyte found in field blank, trip blank, or equipment blank; sample results should be evaluated.

H = Sample analyzed outside of holding time; sample results should be evaluated.

I = Surrogate or tracer yield recoveries were outside of QC limits; sample results should be evaluated.

J = The analyte was positively identified; however, the associated numerical value is the approximate concentration or activity of the analyte in the sample.

L = Matrix spike recoveries not within control limits.

O = Matrix spike duplicate relative percent difference (RPD), sample duplicate RPD, or relative error ratio (RER) not within control limits.

Attachment 2. Table 6. Vapor intrusion analytical data, Livermore Site, 2021.

Location	Date	Sample Type	Sample Method	Parameter	LOS Indicator	Result in PPM(V/V)	Result in µg/m^3	QA Flag
VI-B111-R140-01	3/22/21		Radiello	1,1,1-Trichloroethane	<	0.000029	0.16	
VI-B111-R140-01	3/22/21		Radiello	1,1,2-Trichloroethane	<	0.000028	0.15	
VI-B111-R140-01	3/22/21		Radiello	1,1-Dichloroethane	<	0.000039	0.16	
VI-B111-R140-01	3/22/21		Radiello	1,1-Dichloroethene	<	0.00013	0.52	
VI-B111-R140-01	3/22/21		Radiello	1,2-Dichloroethane	<	0.000032	0.13	E
VI-B111-R140-01	3/22/21		Radiello	Carbon tetrachloride		0.000054	0.34	
VI-B111-R140-01	3/22/21		Radiello	Chloroform	<	0.000027	0.13	E
VI-B111-R140-01	3/22/21		Radiello	Tetrachloroethene	<	0.000025	0.17	
VI-B111-R140-01	3/22/21		Radiello	Trichloroethene	<	0.000027	0.15	
VI-B111-R140-01	3/22/21		Radiello	cis-1,2-Dichloroethene	<	0.00004	0.16	
VI-B111-R140-01	3/22/21		Radiello	trans-1,2-Dichloroethene	<	0.000084	0.33	
VI-B111-R140-01	3/22/21	DUP	Radiello	1,1,1-Trichloroethane	<	0.000029	0.16	
VI-B111-R140-01	3/22/21	DUP	Radiello	1,1,2-Trichloroethane	<	0.000028	0.15	
VI-B111-R140-01	3/22/21	DUP	Radiello	1,1-Dichloroethane	<	0.000039	0.16	
VI-B111-R140-01	3/22/21	DUP	Radiello	1,1-Dichloroethene	<	0.00013	0.52	
VI-B111-R140-01	3/22/21	DUP	Radiello	1,2-Dichloroethane	<	0.000032	0.13	E
VI-B111-R140-01	3/22/21	DUP	Radiello	Carbon tetrachloride		0.00005	0.31	
VI-B111-R140-01	3/22/21	DUP	Radiello	Chloroform	<	0.000027	0.13	E
VI-B111-R140-01	3/22/21	DUP	Radiello	Tetrachloroethene	<	0.000025	0.17	
VI-B111-R140-01	3/22/21	DUP	Radiello	Trichloroethene	<	0.000027	0.15	
VI-B111-R140-01	3/22/21	DUP	Radiello	cis-1,2-Dichloroethene	<	0.00004	0.16	
VI-B111-R140-01	3/22/21	DUP	Radiello	trans-1,2-Dichloroethene	<	0.000084	0.33	
VI-B111-R140-01	9/23/21		Radiello	1,1,1-Trichloroethane	<	0.000029	0.16	
VI-B111-R140-01	9/23/21		Radiello	1,1,2-Trichloroethane	<	0.000028	0.15	
VI-B111-R140-01	9/23/21		Radiello	1,1-Dichloroethane	<	0.000039	0.16	
VI-B111-R140-01	9/23/21		Radiello	1,1-Dichloroethene	<	0.00013	0.52	
VI-B111-R140-01	9/23/21		Radiello	1,2-Dichloroethane	<	0.000032	0.13	E
VI-B111-R140-01	9/23/21		Radiello	Carbon tetrachloride		0.000062	0.39	
VI-B111-R140-01	9/23/21		Radiello	Chloroform	<	0.000027	0.13	E
VI-B111-R140-01	9/23/21		Radiello	Tetrachloroethene		0.000036	0.24	
VI-B111-R140-01	9/23/21		Radiello	Trichloroethene	<	0.000027	0.15	
VI-B111-R140-01	9/23/21		Radiello	cis-1,2-Dichloroethene	<	0.00004	0.16	
VI-B111-R140-01	9/23/21		Radiello	trans-1,2-Dichloroethene	<	0.000083	0.33	
VI-B111-R140-02	9/20/21		Radiello	1,1,1-Trichloroethane	<	0.000029	0.16	
VI-B111-R140-02	9/20/21		Radiello	1,1,2-Trichloroethane	<	0.000028	0.15	
VI-B111-R140-02	9/20/21		Radiello	1,1-Dichloroethane	<	0.000039	0.16	
VI-B111-R140-02	9/20/21		Radiello	1,1-Dichloroethene	<	0.00013	0.52	
VI-B111-R140-02	9/20/21		Radiello	1,2-Dichloroethane	<	0.000032	0.13	E
VI-B111-R140-02	9/20/21		Radiello	Carbon tetrachloride		0.000053	0.33	
VI-B111-R140-02	9/20/21		Radiello	Chloroform	<	0.000027	0.13	E
VI-B111-R140-02	9/20/21		Radiello	Tetrachloroethene	<	0.000025	0.17	
VI-B111-R140-02	9/20/21		Radiello	Trichloroethene	<	0.000027	0.15	
VI-B111-R140-02	9/20/21		Radiello	cis-1,2-Dichloroethene	<	0.00004	0.16	
VI-B111-R140-02	9/20/21		Radiello	trans-1,2-Dichloroethene	<	0.000084	0.33	
VI-B111-R140-03	11/4/21		Radiello	1,1,1-Trichloroethane	<	0.000029	0.16	
VI-B111-R140-03	11/4/21		Radiello	1,1,2-Trichloroethane	<	0.000028	0.15	
VI-B111-R140-03	11/4/21		Radiello	1,1-Dichloroethane	<	0.000039	0.16	
VI-B111-R140-03	11/4/21		Radiello	1,1-Dichloroethene	<	0.00013	0.52	
VI-B111-R140-03	11/4/21		Radiello	1,2-Dichloroethane	<	0.000032	0.13	E
VI-B111-R140-03	11/4/21		Radiello	Carbon tetrachloride		0.000048	0.30	
VI-B111-R140-03	11/4/21		Radiello	Chloroform	<	0.000027	0.13	E
VI-B111-R140-03	11/4/21		Radiello	Tetrachloroethene	<	0.000025	0.17	E
VI-B111-R140-03	11/4/21		Radiello	Trichloroethene	<	0.000027	0.15	
VI-B111-R140-03	11/4/21		Radiello	cis-1,2-Dichloroethene	<	0.00004	0.16	
VI-B111-R140-03	11/4/21		Radiello	trans-1,2-Dichloroethene	<	0.000084	0.33	
VI-B111-R170-02	3/22/21		Radiello	1,1,1-Trichloroethane	<	0.000029	0.16	
VI-B111-R170-02	3/22/21		Radiello	1,1,2-Trichloroethane	<	0.000028	0.15	
VI-B111-R170-02	3/22/21		Radiello	1,1-Dichloroethane	<	0.000039	0.16	
VI-B111-R170-02	3/22/21		Radiello	1,1-Dichloroethene	<	0.00013	0.52	
VI-B111-R170-02	3/22/21		Radiello	1,2-Dichloroethane	<	0.000032	0.13	E

Attachment 2. Table 6. Vapor intrusion analytical data, Livermore Site, 2021.

Location	Date	Sample Type	Sample Method	Parameter	LOS Indicator	Result in PPM(V/V)	Result in µg/m^3	QA Flag
VI-B111-R170-02	3/22/21		Radiello	Carbon tetrachloride		0.00005	0.31	
VI-B111-R170-02	3/22/21		Radiello	Chloroform	<	0.000027	0.13	E
VI-B111-R170-02	3/22/21		Radiello	Tetrachloroethene		0.000033	0.22	
VI-B111-R170-02	3/22/21		Radiello	Trichloroethene	<	0.000027	0.15	
VI-B111-R170-02	3/22/21		Radiello	cis-1,2-Dichloroethene	<	0.00004	0.16	
VI-B111-R170-02	3/22/21		Radiello	trans-1,2-Dichloroethene	<	0.000083	0.33	
VI-B111-R170-02	9/20/21		Radiello	1,1,1-Trichloroethane	<	0.000029	0.16	
VI-B111-R170-02	9/20/21		Radiello	1,1,2-Trichloroethane	<	0.000027	0.15	
VI-B111-R170-02	9/20/21		Radiello	1,1-Dichloroethane	<	0.000039	0.16	
VI-B111-R170-02	9/20/21		Radiello	1,1-Dichloroethene	<	0.00013	0.52	
VI-B111-R170-02	9/20/21		Radiello	1,2-Dichloroethane	<	0.000032	0.13	E
VI-B111-R170-02	9/20/21		Radiello	Carbon tetrachloride		0.000052	0.33	
VI-B111-R170-02	9/20/21		Radiello	Chloroform		0.000042	0.21	
VI-B111-R170-02	9/20/21		Radiello	Tetrachloroethene		0.00021	1.42	
VI-B111-R170-02	9/20/21		Radiello	Trichloroethene	<	0.000027	0.15	E
VI-B111-R170-02	9/20/21		Radiello	cis-1,2-Dichloroethene	<	0.00004	0.16	
VI-B111-R170-02	9/20/21		Radiello	trans-1,2-Dichloroethene	<	0.000083	0.33	
VI-B111-R174-01	3/22/21	DUP	Radiello	1,1,1-Trichloroethane	<	0.000029	0.16	
VI-B111-R174-01	3/22/21	DUP	Radiello	1,1,2-Trichloroethane	<	0.000028	0.15	
VI-B111-R174-01	3/22/21	DUP	Radiello	1,1-Dichloroethane	<	0.000039	0.16	
VI-B111-R174-01	3/22/21	DUP	Radiello	1,1-Dichloroethene	<	0.00013	0.52	
VI-B111-R174-01	3/22/21	DUP	Radiello	1,2-Dichloroethane	<	0.000032	0.13	E
VI-B111-R174-01	3/22/21	DUP	Radiello	Carbon tetrachloride		0.00081	5.09	
VI-B111-R174-01	3/22/21	DUP	Radiello	Chloroform		0.00012	0.59	
VI-B111-R174-01	3/22/21	DUP	Radiello	Tetrachloroethene	<	0.000025	0.17	E
VI-B111-R174-01	3/22/21	DUP	Radiello	Trichloroethene	<	0.000027	0.15	
VI-B111-R174-01	3/22/21	DUP	Radiello	cis-1,2-Dichloroethene	<	0.00004	0.16	
VI-B111-R174-01	3/22/21	DUP	Radiello	trans-1,2-Dichloroethene	<	0.000084	0.33	
VI-B111-R174-01	3/22/21		Radiello	1,1,1-Trichloroethane	<	0.000029	0.16	
VI-B111-R174-01	3/22/21		Radiello	1,1,2-Trichloroethane	<	0.000028	0.15	
VI-B111-R174-01	3/22/21		Radiello	1,1-Dichloroethane	<	0.000039	0.16	
VI-B111-R174-01	3/22/21		Radiello	1,1-Dichloroethene	<	0.00013	0.52	
VI-B111-R174-01	3/22/21		Radiello	1,2-Dichloroethane	<	0.000032	0.13	E
VI-B111-R174-01	3/22/21		Radiello	Carbon tetrachloride		0.0006	3.77	
VI-B111-R174-01	3/22/21		Radiello	Chloroform		0.000094	0.46	
VI-B111-R174-01	3/22/21		Radiello	Tetrachloroethene	<	0.000025	0.17	E
VI-B111-R174-01	3/22/21		Radiello	Trichloroethene	<	0.000027	0.15	
VI-B111-R174-01	3/22/21		Radiello	cis-1,2-Dichloroethene	<	0.00004	0.16	
VI-B111-R174-01	3/22/21		Radiello	trans-1,2-Dichloroethene	<	0.000084	0.33	
VI-B111-R174-01	9/20/21		Radiello	1,1,1-Trichloroethane	<	0.000029	0.16	
VI-B111-R174-01	9/20/21		Radiello	1,1,2-Trichloroethane	<	0.000028	0.15	
VI-B111-R174-01	9/20/21		Radiello	1,1-Dichloroethane	<	0.000039	0.16	
VI-B111-R174-01	9/20/21		Radiello	1,1-Dichloroethene	<	0.00013	0.52	
VI-B111-R174-01	9/20/21		Radiello	1,2-Dichloroethane	<	0.000032	0.13	E
VI-B111-R174-01	9/20/21		Radiello	Carbon tetrachloride		0.000052	0.33	
VI-B111-R174-01	9/20/21		Radiello	Chloroform		0.000037	0.18	
VI-B111-R174-01	9/20/21		Radiello	Tetrachloroethene		0.000092	0.62	
VI-B111-R174-01	9/20/21		Radiello	Trichloroethene	<	0.000027	0.15	
VI-B111-R174-01	9/20/21		Radiello	cis-1,2-Dichloroethene	<	0.00004	0.16	
VI-B111-R174-01	9/20/21		Radiello	trans-1,2-Dichloroethene	<	0.000084	0.33	
VI-B111-R174-01	9/20/21	DUP	Radiello	1,1,1-Trichloroethane	<	0.000029	0.16	
VI-B111-R174-01	9/20/21	DUP	Radiello	1,1,2-Trichloroethane	<	0.000028	0.15	
VI-B111-R174-01	9/20/21	DUP	Radiello	1,1-Dichloroethane	<	0.000039	0.16	
VI-B111-R174-01	9/20/21	DUP	Radiello	1,1-Dichloroethene	<	0.00013	0.52	
VI-B111-R174-01	9/20/21	DUP	Radiello	1,2-Dichloroethane	<	0.000032	0.13	E
VI-B111-R174-01	9/20/21	DUP	Radiello	Carbon tetrachloride		0.000044	0.28	
VI-B111-R174-01	9/20/21	DUP	Radiello	Chloroform		0.000034	0.17	
VI-B111-R174-01	9/20/21	DUP	Radiello	Tetrachloroethene		0.000073	0.49	
VI-B111-R174-01	9/20/21	DUP	Radiello	Trichloroethene	<	0.000027	0.15	
VI-B111-R174-01	9/20/21	DUP	Radiello	cis-1,2-Dichloroethene	<	0.00004	0.16	

Attachment 2. Table 6. Vapor intrusion analytical data, Livermore Site, 2021.

Location	Date	Sample Type	Sample Method	Parameter	LOS Indicator	Result in PPM(V/V)	Result in µg/m^3	QA Flag
VI-B111-R174-01	9/20/21	DUP	Radiello	trans-1,2-Dichloroethene	<	0.000083	0.33	
VI-B411-R1204-01	2/9/21		Radiello	1,1,1-Trichloroethane	<	0.000029	0.16	
VI-B411-R1204-01	2/9/21		Radiello	1,1,2-Trichloroethane	<	0.000028	0.15	
VI-B411-R1204-01	2/9/21		Radiello	1,1-Dichloroethane	<	0.000039	0.16	
VI-B411-R1204-01	2/9/21		Radiello	1,1-Dichloroethene	<	0.00013	0.52	
VI-B411-R1204-01	2/9/21		Radiello	1,2-Dichloroethane	<	0.000032	0.13	E
VI-B411-R1204-01	2/9/21		Radiello	Carbon tetrachloride		0.000043	0.27	
VI-B411-R1204-01	2/9/21		Radiello	Chloroform	<	0.000027	0.13	E
VI-B411-R1204-01	2/9/21		Radiello	Tetrachloroethene	<	0.000025	0.17	E
VI-B411-R1204-01	2/9/21		Radiello	Trichloroethene	<	0.000027	0.15	
VI-B411-R1204-01	2/9/21		Radiello	cis-1,2-Dichloroethene	<	0.00004	0.16	
VI-B411-R1204-01	2/9/21		Radiello	trans-1,2-Dichloroethene	<	0.000083	0.33	
VI-B411-R1204-01	8/10/21		Radiello	1,1,1-Trichloroethane	<	0.000028	0.15	
VI-B411-R1204-01	8/10/21		Radiello	1,1,2-Trichloroethane	<	0.000027	0.15	
VI-B411-R1204-01	8/10/21		Radiello	1,1-Dichloroethane	<	0.000038	0.15	
VI-B411-R1204-01	8/10/21		Radiello	1,1-Dichloroethene	<	0.00013	0.52	
VI-B411-R1204-01	8/10/21		Radiello	1,2-Dichloroethane	<	0.000031	0.13	E
VI-B411-R1204-01	8/10/21		Radiello	Carbon tetrachloride		0.000049	0.31	
VI-B411-R1204-01	8/10/21		Radiello	Chloroform	<	0.000026	0.13	E
VI-B411-R1204-01	8/10/21		Radiello	Tetrachloroethene	<	0.000024	0.16	
VI-B411-R1204-01	8/10/21		Radiello	Trichloroethene	<	0.000026	0.14	
VI-B411-R1204-01	8/10/21		Radiello	cis-1,2-Dichloroethene	<	0.000039	0.15	
VI-B411-R1204-01	8/10/21		Radiello	trans-1,2-Dichloroethene	<	0.000081	0.32	
VI-B411-R1301-01	2/9/21		Radiello	1,1,1-Trichloroethane	<	0.000029	0.16	
VI-B411-R1301-01	2/9/21		Radiello	1,1,2-Trichloroethane	<	0.000028	0.15	
VI-B411-R1301-01	2/9/21		Radiello	1,1-Dichloroethane	<	0.000039	0.16	
VI-B411-R1301-01	2/9/21		Radiello	1,1-Dichloroethene	<	0.00013	0.52	
VI-B411-R1301-01	2/9/21		Radiello	1,2-Dichloroethane	<	0.000032	0.13	E
VI-B411-R1301-01	2/9/21		Radiello	Carbon tetrachloride		0.000042	0.26	
VI-B411-R1301-01	2/9/21		Radiello	Chloroform	<	0.000027	0.13	E
VI-B411-R1301-01	2/9/21		Radiello	Tetrachloroethene	<	0.000025	0.17	
VI-B411-R1301-01	2/9/21		Radiello	Trichloroethene	<	0.000027	0.15	
VI-B411-R1301-01	2/9/21		Radiello	cis-1,2-Dichloroethene	<	0.00004	0.16	
VI-B411-R1301-01	2/9/21		Radiello	trans-1,2-Dichloroethene	<	0.000083	0.33	
VI-B411-R1301-01	8/10/21		Radiello	1,1,1-Trichloroethane	<	0.000028	0.15	
VI-B411-R1301-01	8/10/21		Radiello	1,1,2-Trichloroethane	<	0.000027	0.15	
VI-B411-R1301-01	8/10/21		Radiello	1,1-Dichloroethane	<	0.000038	0.15	
VI-B411-R1301-01	8/10/21		Radiello	1,1-Dichloroethene	<	0.00013	0.52	
VI-B411-R1301-01	8/10/21		Radiello	1,2-Dichloroethane	<	0.000031	0.13	
VI-B411-R1301-01	8/10/21		Radiello	Carbon tetrachloride		0.000047	0.30	
VI-B411-R1301-01	8/10/21		Radiello	Chloroform	<	0.000026	0.13	E
VI-B411-R1301-01	8/10/21		Radiello	Tetrachloroethene	<	0.000024	0.16	
VI-B411-R1301-01	8/10/21		Radiello	Trichloroethene	<	0.000026	0.14	
VI-B411-R1301-01	8/10/21		Radiello	cis-1,2-Dichloroethene	<	0.000039	0.15	
VI-B411-R1301-01	8/10/21		Radiello	trans-1,2-Dichloroethene	<	0.000081	0.32	
VI-B411-R1438-02	2/9/21		Radiello	1,1,1-Trichloroethane	<	0.000029	0.16	
VI-B411-R1438-02	2/9/21		Radiello	1,1,2-Trichloroethane	<	0.000028	0.15	
VI-B411-R1438-02	2/9/21		Radiello	1,1-Dichloroethane	<	0.000039	0.16	
VI-B411-R1438-02	2/9/21		Radiello	1,1-Dichloroethene	<	0.00013	0.52	
VI-B411-R1438-02	2/9/21		Radiello	1,2-Dichloroethane	<	0.000032	0.13	E
VI-B411-R1438-02	2/9/21		Radiello	Carbon tetrachloride		0.000035	0.22	
VI-B411-R1438-02	2/9/21		Radiello	Chloroform	<	0.000027	0.13	E
VI-B411-R1438-02	2/9/21		Radiello	Tetrachloroethene	<	0.000025	0.17	E
VI-B411-R1438-02	2/9/21		Radiello	Trichloroethene		0.000074	0.40	
VI-B411-R1438-02	2/9/21		Radiello	cis-1,2-Dichloroethene	<	0.00004	0.16	
VI-B411-R1438-02	2/9/21		Radiello	trans-1,2-Dichloroethene	<	0.000083	0.33	
VI-B411-R1438-02	8/10/21		Radiello	1,1,1-Trichloroethane	<	0.000029	0.16	
VI-B411-R1438-02	8/10/21		Radiello	1,1,2-Trichloroethane	<	0.000027	0.15	
VI-B411-R1438-02	8/10/21		Radiello	1,1-Dichloroethane	<	0.000038	0.15	
VI-B411-R1438-02	8/10/21		Radiello	1,1-Dichloroethene	<	0.00013	0.52	

Attachment 2. Table 6. Vapor intrusion analytical data, Livermore Site, 2021.

Location	Date	Sample Type	Sample Method	Parameter	LOS Indicator	Result in PPM(V/V)	Result in µg/m^3	QA Flag
VI-B411-R1438-02	8/10/21		Radiello	1,2-Dichloroethane	<	0.000031	0.13	
VI-B411-R1438-02	8/10/21		Radiello	Carbon tetrachloride		0.000054	0.34	
VI-B411-R1438-02	8/10/21		Radiello	Chloroform	<	0.000026	0.13	E
VI-B411-R1438-02	8/10/21		Radiello	Tetrachloroethene	<	0.000024	0.16	
VI-B411-R1438-02	8/10/21		Radiello	Trichloroethene	<	0.000026	0.14	E
VI-B411-R1438-02	8/10/21		Radiello	cis-1,2-Dichloroethene	<	0.000039	0.15	
VI-B411-R1438-02	8/10/21		Radiello	trans-1,2-Dichloroethene	<	0.000082	0.33	
VI-B411-R1440-01	2/9/21	DUP	Radiello	1,1,1-Trichloroethane	<	0.000029	0.16	
VI-B411-R1440-01	2/9/21	DUP	Radiello	1,1,2-Trichloroethane	<	0.000028	0.15	
VI-B411-R1440-01	2/9/21	DUP	Radiello	1,1-Dichloroethane	<	0.000039	0.16	
VI-B411-R1440-01	2/9/21	DUP	Radiello	1,1-Dichloroethene	<	0.00013	0.52	
VI-B411-R1440-01	2/9/21	DUP	Radiello	1,2-Dichloroethane	<	0.000032	0.13	E
VI-B411-R1440-01	2/9/21	DUP	Radiello	Carbon tetrachloride		0.000038	0.24	
VI-B411-R1440-01	2/9/21	DUP	Radiello	Chloroform	<	0.000027	0.13	E
VI-B411-R1440-01	2/9/21	DUP	Radiello	Tetrachloroethene	<	0.000025	0.17	E
VI-B411-R1440-01	2/9/21	DUP	Radiello	Trichloroethene	<	0.000027	0.15	E
VI-B411-R1440-01	2/9/21	DUP	Radiello	cis-1,2-Dichloroethene	<	0.00004	0.16	
VI-B411-R1440-01	2/9/21	DUP	Radiello	trans-1,2-Dichloroethene	<	0.000083	0.33	
VI-B411-R1440-01	2/9/21		Radiello	1,1,1-Trichloroethane	<	0.000029	0.16	
VI-B411-R1440-01	2/9/21		Radiello	1,1,2-Trichloroethane	<	0.000028	0.15	
VI-B411-R1440-01	2/9/21		Radiello	1,1-Dichloroethane	<	0.000039	0.16	
VI-B411-R1440-01	2/9/21		Radiello	1,1-Dichloroethene	<	0.00013	0.52	
VI-B411-R1440-01	2/9/21		Radiello	1,2-Dichloroethane	<	0.000032	0.13	E
VI-B411-R1440-01	2/9/21		Radiello	Carbon tetrachloride		0.000043	0.27	
VI-B411-R1440-01	2/9/21		Radiello	Chloroform	<	0.000027	0.13	E
VI-B411-R1440-01	2/9/21		Radiello	Tetrachloroethene	<	0.000025	0.17	E
VI-B411-R1440-01	2/9/21		Radiello	Trichloroethene	<	0.000027	0.15	E
VI-B411-R1440-01	2/9/21		Radiello	cis-1,2-Dichloroethene	<	0.00004	0.16	
VI-B411-R1440-01	2/9/21		Radiello	trans-1,2-Dichloroethene	<	0.000083	0.33	
VI-B411-R1440-01	8/10/21		Radiello	1,1,1-Trichloroethane	<	0.000029	0.16	
VI-B411-R1440-01	8/10/21		Radiello	1,1,2-Trichloroethane	<	0.000027	0.15	
VI-B411-R1440-01	8/10/21		Radiello	1,1-Dichloroethane	<	0.000038	0.15	
VI-B411-R1440-01	8/10/21		Radiello	1,1-Dichloroethene	<	0.00013	0.52	
VI-B411-R1440-01	8/10/21		Radiello	1,2-Dichloroethane	<	0.000031	0.13	
VI-B411-R1440-01	8/10/21		Radiello	Carbon tetrachloride		0.000048	0.30	
VI-B411-R1440-01	8/10/21		Radiello	Chloroform	<	0.000026	0.13	E
VI-B411-R1440-01	8/10/21		Radiello	Tetrachloroethene	<	0.000024	0.16	
VI-B411-R1440-01	8/10/21		Radiello	Trichloroethene	<	0.000026	0.14	E
VI-B411-R1440-01	8/10/21		Radiello	cis-1,2-Dichloroethene	<	0.000039	0.15	
VI-B411-R1440-01	8/10/21		Radiello	trans-1,2-Dichloroethene	<	0.000082	0.33	
VI-B411-R1440-01	8/10/21	DUP	Radiello	1,1,1-Trichloroethane	<	0.000029	0.16	
VI-B411-R1440-01	8/10/21	DUP	Radiello	1,1,2-Trichloroethane	<	0.000027	0.15	
VI-B411-R1440-01	8/10/21	DUP	Radiello	1,1-Dichloroethane	<	0.000038	0.15	
VI-B411-R1440-01	8/10/21	DUP	Radiello	1,1-Dichloroethene	<	0.00013	0.52	
VI-B411-R1440-01	8/10/21	DUP	Radiello	1,2-Dichloroethane	<	0.000031	0.13	
VI-B411-R1440-01	8/10/21	DUP	Radiello	Carbon tetrachloride		0.000048	0.30	
VI-B411-R1440-01	8/10/21	DUP	Radiello	Chloroform	<	0.000026	0.13	E
VI-B411-R1440-01	8/10/21	DUP	Radiello	Tetrachloroethene	<	0.000024	0.16	
VI-B411-R1440-01	8/10/21	DUP	Radiello	Trichloroethene	<	0.000026	0.14	
VI-B411-R1440-01	8/10/21	DUP	Radiello	cis-1,2-Dichloroethene	<	0.000039	0.15	
VI-B411-R1440-01	8/10/21	DUP	Radiello	trans-1,2-Dichloroethene	<	0.000082	0.33	
VI-B411-R1561-01	2/9/21		Radiello	1,1,1-Trichloroethane	<	0.000029	0.16	
VI-B411-R1561-01	2/9/21		Radiello	1,1,2-Trichloroethane	<	0.000028	0.15	
VI-B411-R1561-01	2/9/21		Radiello	1,1-Dichloroethane	<	0.000039	0.16	
VI-B411-R1561-01	2/9/21		Radiello	1,1-Dichloroethene	<	0.00013	0.52	
VI-B411-R1561-01	2/9/21		Radiello	1,2-Dichloroethane	<	0.000032	0.13	E
VI-B411-R1561-01	2/9/21		Radiello	Carbon tetrachloride		0.000041	0.26	
VI-B411-R1561-01	2/9/21		Radiello	Chloroform	<	0.000027	0.13	E
VI-B411-R1561-01	2/9/21		Radiello	Tetrachloroethene		0.000049	0.33	
VI-B411-R1561-01	2/9/21		Radiello	Trichloroethene	<	0.000027	0.15	E

Attachment 2. Table 6. Vapor intrusion analytical data, Livermore Site, 2021.

Location	Date	Sample Type	Sample Method	Parameter	LOS Indicator	Result in PPM(V/V)	Result in µg/m^3	QA Flag
VI-B411-R1561-01	2/9/21		Radiello	cis-1,2-Dichloroethene	<	0.00004	0.16	
VI-B411-R1561-01	2/9/21		Radiello	trans-1,2-Dichloroethene	<	0.000083	0.33	
VI-B411-R1561-01	8/10/21		Radiello	1,1,1-Trichloroethane	<	0.000028	0.15	
VI-B411-R1561-01	8/10/21		Radiello	1,1,2-Trichloroethane	<	0.000027	0.15	
VI-B411-R1561-01	8/10/21		Radiello	1,1-Dichloroethane	<	0.000038	0.15	
VI-B411-R1561-01	8/10/21		Radiello	1,1-Dichloroethene	<	0.00013	0.52	
VI-B411-R1561-01	8/10/21		Radiello	1,2-Dichloroethane		0.000036	0.15	
VI-B411-R1561-01	8/10/21		Radiello	Carbon tetrachloride		0.000051	0.32	
VI-B411-R1561-01	8/10/21		Radiello	Chloroform		0.00003	0.15	
VI-B411-R1561-01	8/10/21		Radiello	Tetrachloroethene	<	0.000024	0.16	
VI-B411-R1561-01	8/10/21		Radiello	Trichloroethene	<	0.000026	0.14	E
VI-B411-R1561-01	8/10/21		Radiello	cis-1,2-Dichloroethene	<	0.000039	0.15	
VI-B411-R1561-01	8/10/21		Radiello	trans-1,2-Dichloroethene	<	0.000081	0.32	
VI-B411-R1606-01	2/9/21		Radiello	1,1,1-Trichloroethane	<	0.000029	0.16	
VI-B411-R1606-01	2/9/21		Radiello	1,1,2-Trichloroethane	<	0.000028	0.15	
VI-B411-R1606-01	2/9/21		Radiello	1,1-Dichloroethane	<	0.000039	0.16	
VI-B411-R1606-01	2/9/21		Radiello	1,1-Dichloroethene	<	0.00013	0.52	
VI-B411-R1606-01	2/9/21		Radiello	1,2-Dichloroethane	<	0.000032	0.13	E
VI-B411-R1606-01	2/9/21		Radiello	Carbon tetrachloride		0.000041	0.26	
VI-B411-R1606-01	2/9/21		Radiello	Chloroform	<	0.000027	0.13	E
VI-B411-R1606-01	2/9/21		Radiello	Tetrachloroethene	<	0.000025	0.17	
VI-B411-R1606-01	2/9/21		Radiello	Trichloroethene	<	0.000027	0.15	
VI-B411-R1606-01	2/9/21		Radiello	cis-1,2-Dichloroethene	<	0.00004	0.16	
VI-B411-R1606-01	2/9/21		Radiello	trans-1,2-Dichloroethene	<	0.000083	0.33	
VI-B411-R1606-01	8/10/21		Radiello	1,1,1-Trichloroethane	<	0.000028	0.15	
VI-B411-R1606-01	8/10/21		Radiello	1,1,2-Trichloroethane	<	0.000026	0.14	
VI-B411-R1606-01	8/10/21		Radiello	1,1-Dichloroethane	<	0.000037	0.15	
VI-B411-R1606-01	8/10/21		Radiello	1,1-Dichloroethene	<	0.00013	0.52	
VI-B411-R1606-01	8/10/21		Radiello	1,2-Dichloroethane	<	0.00003	0.12	
VI-B411-R1606-01	8/10/21		Radiello	Carbon tetrachloride		0.000042	0.26	
VI-B411-R1606-01	8/10/21		Radiello	Chloroform	<	0.000026	0.13	E
VI-B411-R1606-01	8/10/21		Radiello	Tetrachloroethene	<	0.000024	0.16	
VI-B411-R1606-01	8/10/21		Radiello	Trichloroethene	<	0.000026	0.14	
VI-B411-R1606-01	8/10/21		Radiello	cis-1,2-Dichloroethene	<	0.000038	0.15	
VI-B411-R1606-01	8/10/21		Radiello	trans-1,2-Dichloroethene	<	0.00008	0.32	
VI-B411-R1660-01	2/9/21		Radiello	1,1,1-Trichloroethane	<	0.000029	0.16	
VI-B411-R1660-01	2/9/21		Radiello	1,1,2-Trichloroethane	<	0.000028	0.15	
VI-B411-R1660-01	2/9/21		Radiello	1,1-Dichloroethane	<	0.000039	0.16	
VI-B411-R1660-01	2/9/21		Radiello	1,1-Dichloroethene	<	0.00013	0.52	
VI-B411-R1660-01	2/9/21		Radiello	1,2-Dichloroethane	<	0.000032	0.13	E
VI-B411-R1660-01	2/9/21		Radiello	Carbon tetrachloride		0.00005	0.31	
VI-B411-R1660-01	2/9/21		Radiello	Chloroform	<	0.000027	0.13	E
VI-B411-R1660-01	2/9/21		Radiello	Tetrachloroethene	<	0.000025	0.17	E
VI-B411-R1660-01	2/9/21		Radiello	Trichloroethene		0.00012	0.64	
VI-B411-R1660-01	2/9/21		Radiello	cis-1,2-Dichloroethene	<	0.00004	0.16	
VI-B411-R1660-01	2/9/21		Radiello	trans-1,2-Dichloroethene	<	0.000083	0.33	
VI-B411-R1660-01	8/10/21		Radiello	1,1,1-Trichloroethane	<	0.000029	0.16	
VI-B411-R1660-01	8/10/21		Radiello	1,1,2-Trichloroethane	<	0.000028	0.15	
VI-B411-R1660-01	8/10/21		Radiello	1,1-Dichloroethane	<	0.000039	0.16	
VI-B411-R1660-01	8/10/21		Radiello	1,1-Dichloroethene	<	0.00013	0.52	
VI-B411-R1660-01	8/10/21		Radiello	1,2-Dichloroethane	<	0.000032	0.13	E
VI-B411-R1660-01	8/10/21		Radiello	Carbon tetrachloride		0.000057	0.36	
VI-B411-R1660-01	8/10/21		Radiello	Chloroform		0.000043	0.21	
VI-B411-R1660-01	8/10/21		Radiello	Tetrachloroethene		0.000025	0.17	
VI-B411-R1660-01	8/10/21		Radiello	Trichloroethene		0.00025	1.34	
VI-B411-R1660-01	8/10/21		Radiello	cis-1,2-Dichloroethene	<	0.00004	0.16	
VI-B411-R1660-01	8/10/21		Radiello	trans-1,2-Dichloroethene	<	0.000083	0.33	
VI-B418-R121-01	2/9/21		Radiello	1,1,1-Trichloroethane	<	0.00003	0.16	
VI-B418-R121-01	2/9/21		Radiello	1,1,2-Trichloroethane	<	0.000028	0.15	
VI-B418-R121-01	2/9/21		Radiello	1,1-Dichloroethane	<	0.000039	0.16	

Attachment 2. Table 6. Vapor intrusion analytical data, Livermore Site, 2021.

Location	Date	Sample Type	Sample Method	Parameter	LOS Indicator	Result in PPM(V/V)	Result in µg/m^3	QA Flag
VI-B418-R121-01	2/9/21		Radiello	1,1-Dichloroethene	<	0.00013	0.52	
VI-B418-R121-01	2/9/21		Radiello	1,2-Dichloroethane	<	0.000032	0.13	E
VI-B418-R121-01	2/9/21		Radiello	Carbon tetrachloride		0.000042	0.26	
VI-B418-R121-01	2/9/21		Radiello	Chloroform	<	0.000027	0.13	E
VI-B418-R121-01	2/9/21		Radiello	Tetrachloroethene	<	0.000025	0.17	E
VI-B418-R121-01	2/9/21		Radiello	Trichloroethene	<	0.000027	0.15	E
VI-B418-R121-01	2/9/21		Radiello	cis-1,2-Dichloroethene	<	0.00004	0.16	
VI-B418-R121-01	2/9/21		Radiello	trans-1,2-Dichloroethene	<	0.000084	0.33	
VI-B418-R121-01	8/10/21		Radiello	1,1,1-Trichloroethane	<	0.000029	0.16	
VI-B418-R121-01	8/10/21		Radiello	1,1,2-Trichloroethane	<	0.000028	0.15	
VI-B418-R121-01	8/10/21		Radiello	1,1-Dichloroethane	<	0.000039	0.16	
VI-B418-R121-01	8/10/21		Radiello	1,1-Dichloroethene	<	0.00013	0.52	
VI-B418-R121-01	8/10/21		Radiello	1,2-Dichloroethane	<	0.000032	0.13	
VI-B418-R121-01	8/10/21		Radiello	Carbon tetrachloride		0.000046	0.29	
VI-B418-R121-01	8/10/21		Radiello	Chloroform	<	0.000027	0.13	E
VI-B418-R121-01	8/10/21		Radiello	Tetrachloroethene	<	0.000025	0.17	
VI-B418-R121-01	8/10/21		Radiello	Trichloroethene	<	0.000027	0.15	
VI-B418-R121-01	8/10/21		Radiello	cis-1,2-Dichloroethene	<	0.00004	0.16	
VI-B418-R121-01	8/10/21		Radiello	trans-1,2-Dichloroethene	<	0.000083	0.33	
VI-B418-R150B-01	2/9/21		Radiello	1,1,1-Trichloroethane	<	0.000029	0.16	
VI-B418-R150B-01	2/9/21		Radiello	1,1,2-Trichloroethane	<	0.000028	0.15	
VI-B418-R150B-01	2/9/21		Radiello	1,1-Dichloroethane	<	0.000039	0.16	
VI-B418-R150B-01	2/9/21		Radiello	1,1-Dichloroethene	<	0.00013	0.52	
VI-B418-R150B-01	2/9/21		Radiello	1,2-Dichloroethane	<	0.000032	0.13	E
VI-B418-R150B-01	2/9/21		Radiello	Carbon tetrachloride		0.000051	0.32	
VI-B418-R150B-01	2/9/21		Radiello	Chloroform	<	0.000027	0.13	E
VI-B418-R150B-01	2/9/21		Radiello	Tetrachloroethene	<	0.000025	0.17	E
VI-B418-R150B-01	2/9/21		Radiello	Trichloroethene	<	0.000027	0.15	E
VI-B418-R150B-01	2/9/21		Radiello	cis-1,2-Dichloroethene	<	0.00004	0.16	
VI-B418-R150B-01	2/9/21		Radiello	trans-1,2-Dichloroethene	<	0.000083	0.33	
VI-B418-R150B-01	8/10/21		Radiello	1,1,1-Trichloroethane	<	0.000029	0.16	
VI-B418-R150B-01	8/10/21		Radiello	1,1,2-Trichloroethane	<	0.000028	0.15	
VI-B418-R150B-01	8/10/21		Radiello	1,1-Dichloroethane	<	0.000039	0.16	
VI-B418-R150B-01	8/10/21		Radiello	1,1-Dichloroethene	<	0.00013	0.52	
VI-B418-R150B-01	8/10/21		Radiello	1,2-Dichloroethane	<	0.000032	0.13	
VI-B418-R150B-01	8/10/21		Radiello	Carbon tetrachloride		0.000048	0.30	
VI-B418-R150B-01	8/10/21		Radiello	Chloroform	<	0.000027	0.13	E
VI-B418-R150B-01	8/10/21		Radiello	Tetrachloroethene	<	0.000025	0.17	
VI-B418-R150B-01	8/10/21		Radiello	Trichloroethene	<	0.000027	0.15	E
VI-B418-R150B-01	8/10/21		Radiello	cis-1,2-Dichloroethene	<	0.00004	0.16	
VI-B418-R150B-01	8/10/21		Radiello	trans-1,2-Dichloroethene	<	0.000084	0.33	
VI-B418-R165-01	2/9/21		Radiello	1,1,1-Trichloroethane	<	0.000029	0.16	
VI-B418-R165-01	2/9/21		Radiello	1,1,2-Trichloroethane	<	0.000027	0.15	
VI-B418-R165-01	2/9/21		Radiello	1,1-Dichloroethane	<	0.000039	0.16	
VI-B418-R165-01	2/9/21		Radiello	1,1-Dichloroethene	<	0.00013	0.52	
VI-B418-R165-01	2/9/21		Radiello	1,2-Dichloroethane	<	0.000032	0.13	E
VI-B418-R165-01	2/9/21		Radiello	Carbon tetrachloride		0.000045	0.28	
VI-B418-R165-01	2/9/21		Radiello	Chloroform	<	0.000027	0.13	E
VI-B418-R165-01	2/9/21		Radiello	Tetrachloroethene	<	0.000025	0.17	E
VI-B418-R165-01	2/9/21		Radiello	Trichloroethene	<	0.000026	0.14	E
VI-B418-R165-01	2/9/21		Radiello	cis-1,2-Dichloroethene	<	0.00004	0.16	
VI-B418-R165-01	2/9/21		Radiello	trans-1,2-Dichloroethene	<	0.000083	0.33	
VI-B418-R165-01	8/10/21		Radiello	1,1,1-Trichloroethane	<	0.000029	0.16	
VI-B418-R165-01	8/10/21		Radiello	1,1,2-Trichloroethane	<	0.000028	0.15	
VI-B418-R165-01	8/10/21		Radiello	1,1-Dichloroethane	<	0.000039	0.16	
VI-B418-R165-01	8/10/21		Radiello	1,1-Dichloroethene	<	0.00013	0.52	
VI-B418-R165-01	8/10/21		Radiello	1,2-Dichloroethane	<	0.000032	0.13	E
VI-B418-R165-01	8/10/21		Radiello	Carbon tetrachloride		0.000049	0.31	
VI-B418-R165-01	8/10/21		Radiello	Chloroform		0.000027	0.13	
VI-B418-R165-01	8/10/21		Radiello	Tetrachloroethene	<	0.000025	0.17	

Attachment 2. Table 6. Vapor intrusion analytical data, Livermore Site, 2021.

Location	Date	Sample Type	Sample Method	Parameter	LOS Indicator	Result in PPM(V/V)	Result in µg/m^3	QA Flag
VI-B418-R165-01	8/10/21		Radiello	Trichloroethene	<	0.000027	0.15	E
VI-B418-R165-01	8/10/21		Radiello	cis-1,2-Dichloroethene	<	0.00004	0.16	
VI-B418-R165-01	8/10/21		Radiello	trans-1,2-Dichloroethene	<	0.000083	0.33	
VI-B418-R173-01	2/9/21	DUP	Radiello	1,1,1-Trichloroethane	<	0.000029	0.16	E
VI-B418-R173-01	2/9/21	DUP	Radiello	1,1,2-Trichloroethane	<	0.000027	0.15	
VI-B418-R173-01	2/9/21	DUP	Radiello	1,1-Dichloroethane	<	0.000039	0.16	
VI-B418-R173-01	2/9/21	DUP	Radiello	1,1-Dichloroethene	<	0.00013	0.52	
VI-B418-R173-01	2/9/21	DUP	Radiello	1,2-Dichloroethane	<	0.000032	0.13	E
VI-B418-R173-01	2/9/21	DUP	Radiello	Carbon tetrachloride		0.000049	0.31	
VI-B418-R173-01	2/9/21	DUP	Radiello	Chloroform	<	0.000027	0.13	E
VI-B418-R173-01	2/9/21	DUP	Radiello	Tetrachloroethene	<	0.000025	0.17	E
VI-B418-R173-01	2/9/21	DUP	Radiello	Trichloroethene	<	0.000027	0.15	
VI-B418-R173-01	2/9/21	DUP	Radiello	cis-1,2-Dichloroethene	<	0.00004	0.16	
VI-B418-R173-01	2/9/21	DUP	Radiello	trans-1,2-Dichloroethene	<	0.000083	0.33	
VI-B418-R173-01	2/9/21		Radiello	1,1,1-Trichloroethane	<	0.000029	0.16	E
VI-B418-R173-01	2/9/21		Radiello	1,1,2-Trichloroethane	<	0.000027	0.15	
VI-B418-R173-01	2/9/21		Radiello	1,1-Dichloroethane	<	0.000039	0.16	
VI-B418-R173-01	2/9/21		Radiello	1,1-Dichloroethene	<	0.00013	0.52	
VI-B418-R173-01	2/9/21		Radiello	1,2-Dichloroethane	<	0.000032	0.13	E
VI-B418-R173-01	2/9/21		Radiello	Carbon tetrachloride		0.000049	0.31	
VI-B418-R173-01	2/9/21		Radiello	Chloroform	<	0.000027	0.13	
VI-B418-R173-01	2/9/21		Radiello	Tetrachloroethene	<	0.000025	0.17	E
VI-B418-R173-01	2/9/21		Radiello	Trichloroethene	<	0.000027	0.15	
VI-B418-R173-01	2/9/21		Radiello	cis-1,2-Dichloroethene	<	0.00004	0.16	
VI-B418-R173-01	2/9/21		Radiello	trans-1,2-Dichloroethene	<	0.000083	0.33	
VI-B418-R173-01	8/10/21	DUP	Radiello	1,1,1-Trichloroethane	<	0.000029	0.16	E
VI-B418-R173-01	8/10/21	DUP	Radiello	1,1,2-Trichloroethane	<	0.000028	0.15	
VI-B418-R173-01	8/10/21	DUP	Radiello	1,1-Dichloroethane	<	0.000039	0.16	
VI-B418-R173-01	8/10/21	DUP	Radiello	1,1-Dichloroethene	<	0.00013	0.52	
VI-B418-R173-01	8/10/21	DUP	Radiello	1,2-Dichloroethane	<	0.000032	0.13	E
VI-B418-R173-01	8/10/21	DUP	Radiello	Carbon tetrachloride		0.000046	0.29	
VI-B418-R173-01	8/10/21	DUP	Radiello	Chloroform	<	0.000027	0.13	E
VI-B418-R173-01	8/10/21	DUP	Radiello	Tetrachloroethene	<	0.000025	0.17	
VI-B418-R173-01	8/10/21	DUP	Radiello	Trichloroethene	<	0.000027	0.15	
VI-B418-R173-01	8/10/21	DUP	Radiello	cis-1,2-Dichloroethene	<	0.00004	0.16	
VI-B418-R173-01	8/10/21	DUP	Radiello	trans-1,2-Dichloroethene	<	0.000084	0.33	
VI-B418-R173-01	8/10/21		Radiello	1,1,1-Trichloroethane	<	0.000029	0.16	E
VI-B418-R173-01	8/10/21		Radiello	1,1,2-Trichloroethane	<	0.000028	0.15	
VI-B418-R173-01	8/10/21		Radiello	1,1-Dichloroethane	<	0.000039	0.16	
VI-B418-R173-01	8/10/21		Radiello	1,1-Dichloroethene	<	0.00013	0.52	
VI-B418-R173-01	8/10/21		Radiello	1,2-Dichloroethane	<	0.000032	0.13	E
VI-B418-R173-01	8/10/21		Radiello	Carbon tetrachloride		0.000046	0.29	
VI-B418-R173-01	8/10/21		Radiello	Chloroform	<	0.000027	0.13	E
VI-B418-R173-01	8/10/21		Radiello	Tetrachloroethene	<	0.000025	0.17	
VI-B418-R173-01	8/10/21		Radiello	Trichloroethene	<	0.000027	0.15	
VI-B418-R173-01	8/10/21		Radiello	cis-1,2-Dichloroethene	<	0.00004	0.16	
VI-B418-R173-01	8/10/21		Radiello	trans-1,2-Dichloroethene	<	0.000084	0.33	
VI-B471-R1000-01	3/22/21		Radiello	1,1,1-Trichloroethane	<	0.000029	0.16	
VI-B471-R1000-01	3/22/21		Radiello	1,1,2-Trichloroethane	<	0.000028	0.15	
VI-B471-R1000-01	3/22/21		Radiello	1,1-Dichloroethane	<	0.000039	0.16	
VI-B471-R1000-01	3/22/21		Radiello	1,1-Dichloroethene	<	0.00013	0.52	
VI-B471-R1000-01	3/22/21		Radiello	1,2-Dichloroethane	<	0.000032	0.13	E
VI-B471-R1000-01	3/22/21		Radiello	Carbon tetrachloride		0.000048	0.30	
VI-B471-R1000-01	3/22/21		Radiello	Chloroform	<	0.000027	0.13	E
VI-B471-R1000-01	3/22/21		Radiello	Tetrachloroethene	<	0.000025	0.17	E
VI-B471-R1000-01	3/22/21		Radiello	Trichloroethene	<	0.000027	0.15	E
VI-B471-R1000-01	3/22/21		Radiello	cis-1,2-Dichloroethene	<	0.00004	0.16	
VI-B471-R1000-01	3/22/21		Radiello	trans-1,2-Dichloroethene	<	0.000084	0.33	
VI-B471-R1000-01	9/20/21		Radiello	1,1,1-Trichloroethane	<	0.00003	0.16	
VI-B471-R1000-01	9/20/21		Radiello	1,1,2-Trichloroethane	<	0.000028	0.15	

Attachment 2. Table 6. Vapor intrusion analytical data, Livermore Site, 2021.

Location	Date	Sample Type	Sample Method	Parameter	LOS Indicator	Result in PPM(V/V)	Result in µg/m^3	QA Flag
VI-B471-R1000-01	9/20/21		Radiello	1,1-Dichloroethane	<	0.000039	0.16	
VI-B471-R1000-01	9/20/21		Radiello	1,1-Dichloroethene	<	0.00013	0.52	
VI-B471-R1000-01	9/20/21		Radiello	1,2-Dichloroethane	<	0.000032	0.13	
VI-B471-R1000-01	9/20/21		Radiello	Carbon tetrachloride		0.000054	0.34	
VI-B471-R1000-01	9/20/21		Radiello	Chloroform	<	0.000027	0.13	E
VI-B471-R1000-01	9/20/21		Radiello	Tetrachloroethene	<	0.000025	0.17	
VI-B471-R1000-01	9/20/21		Radiello	Trichloroethene	<	0.000027	0.15	E
VI-B471-R1000-01	9/20/21		Radiello	cis-1,2-Dichloroethene	<	0.00004	0.16	
VI-B471-R1000-01	9/20/21		Radiello	trans-1,2-Dichloroethene	<	0.000084	0.33	
VI-B471-R1007-01	3/22/21		Radiello	1,1,1-Trichloroethane	<	0.000029	0.16	
VI-B471-R1007-01	3/22/21		Radiello	1,1,2-Trichloroethane	<	0.000027	0.15	
VI-B471-R1007-01	3/22/21		Radiello	1,1-Dichloroethane	<	0.000039	0.16	
VI-B471-R1007-01	3/22/21		Radiello	1,1-Dichloroethene	<	0.00013	0.52	
VI-B471-R1007-01	3/22/21		Radiello	1,2-Dichloroethane	<	0.000032	0.13	E
VI-B471-R1007-01	3/22/21		Radiello	Carbon tetrachloride		0.000042	0.26	
VI-B471-R1007-01	3/22/21		Radiello	Chloroform	<	0.000027	0.13	E
VI-B471-R1007-01	3/22/21		Radiello	Tetrachloroethene	<	0.000025	0.17	E
VI-B471-R1007-01	3/22/21		Radiello	Trichloroethene	<	0.000027	0.15	
VI-B471-R1007-01	3/22/21		Radiello	cis-1,2-Dichloroethene	<	0.00004	0.16	
VI-B471-R1007-01	3/22/21		Radiello	trans-1,2-Dichloroethene	<	0.000083	0.33	
VI-B471-R1007-01	9/20/21		Radiello	1,1,1-Trichloroethane	<	0.00003	0.16	
VI-B471-R1007-01	9/20/21		Radiello	1,1,2-Trichloroethane	<	0.000028	0.15	
VI-B471-R1007-01	9/20/21		Radiello	1,1-Dichloroethane	<	0.000039	0.16	
VI-B471-R1007-01	9/20/21		Radiello	1,1-Dichloroethene	<	0.00013	0.52	
VI-B471-R1007-01	9/20/21		Radiello	1,2-Dichloroethane	<	0.000032	0.13	
VI-B471-R1007-01	9/20/21		Radiello	Carbon tetrachloride		0.00005	0.31	
VI-B471-R1007-01	9/20/21		Radiello	Chloroform		0.000033	0.16	
VI-B471-R1007-01	9/20/21		Radiello	Tetrachloroethene	<	0.000025	0.17	
VI-B471-R1007-01	9/20/21		Radiello	Trichloroethene	<	0.000027	0.15	E
VI-B471-R1007-01	9/20/21		Radiello	cis-1,2-Dichloroethene	<	0.00004	0.16	
VI-B471-R1007-01	9/20/21		Radiello	trans-1,2-Dichloroethene	<	0.000084	0.33	
VI-B471-R1013-01	3/22/21		Radiello	1,1,1-Trichloroethane	<	0.000029	0.16	
VI-B471-R1013-01	3/22/21		Radiello	1,1,2-Trichloroethane	<	0.000028	0.15	
VI-B471-R1013-01	3/22/21		Radiello	1,1-Dichloroethane	<	0.000039	0.16	
VI-B471-R1013-01	3/22/21		Radiello	1,1-Dichloroethene	<	0.00013	0.52	
VI-B471-R1013-01	3/22/21		Radiello	1,2-Dichloroethane	<	0.000032	0.13	E
VI-B471-R1013-01	3/22/21		Radiello	Carbon tetrachloride		0.000049	0.31	
VI-B471-R1013-01	3/22/21		Radiello	Chloroform	<	0.000027	0.13	E
VI-B471-R1013-01	3/22/21		Radiello	Tetrachloroethene	<	0.000025	0.17	E
VI-B471-R1013-01	3/22/21		Radiello	Trichloroethene	<	0.000027	0.15	E
VI-B471-R1013-01	3/22/21		Radiello	cis-1,2-Dichloroethene	<	0.00004	0.16	
VI-B471-R1013-01	3/22/21		Radiello	trans-1,2-Dichloroethene	<	0.000084	0.33	
VI-B471-R1013-01	9/20/21		Radiello	1,1,1-Trichloroethane	<	0.00003	0.16	
VI-B471-R1013-01	9/20/21		Radiello	1,1,2-Trichloroethane	<	0.000028	0.15	
VI-B471-R1013-01	9/20/21		Radiello	1,1-Dichloroethane	<	0.000039	0.16	
VI-B471-R1013-01	9/20/21		Radiello	1,1-Dichloroethene	<	0.00013	0.52	
VI-B471-R1013-01	9/20/21		Radiello	1,2-Dichloroethane	<	0.000032	0.13	
VI-B471-R1013-01	9/20/21		Radiello	Carbon tetrachloride		0.000056	0.35	
VI-B471-R1013-01	9/20/21		Radiello	Chloroform	<	0.000027	0.13	E
VI-B471-R1013-01	9/20/21		Radiello	Tetrachloroethene	<	0.000025	0.17	
VI-B471-R1013-01	9/20/21		Radiello	Trichloroethene	<	0.000027	0.15	E
VI-B471-R1013-01	9/20/21		Radiello	cis-1,2-Dichloroethene	<	0.00004	0.16	
VI-B471-R1013-01	9/20/21		Radiello	trans-1,2-Dichloroethene	<	0.000084	0.33	
VI-B471-R1014-01	3/22/21		Radiello	1,1,1-Trichloroethane	<	0.000029	0.16	
VI-B471-R1014-01	3/22/21		Radiello	1,1,2-Trichloroethane	<	0.000028	0.15	
VI-B471-R1014-01	3/22/21		Radiello	1,1-Dichloroethane	<	0.000039	0.16	
VI-B471-R1014-01	3/22/21		Radiello	1,1-Dichloroethene	<	0.00013	0.52	
VI-B471-R1014-01	3/22/21		Radiello	1,2-Dichloroethane	<	0.000032	0.13	E
VI-B471-R1014-01	3/22/21		Radiello	Carbon tetrachloride		0.000049	0.31	
VI-B471-R1014-01	3/22/21		Radiello	Chloroform	<	0.000027	0.13	E

Attachment 2. Table 6. Vapor intrusion analytical data, Livermore Site, 2021.

Location	Date	Sample Type	Sample Method	Parameter	LOS Indicator	Result in PPM(V/V)	Result in µg/m^3	QA Flag
VI-B471-R1014-01	3/22/21		Radiello	Tetrachloroethene	<	0.000025	0.17	E
VI-B471-R1014-01	3/22/21		Radiello	Trichloroethene	<	0.000027	0.15	
VI-B471-R1014-01	3/22/21		Radiello	cis-1,2-Dichloroethene	<	0.00004	0.16	
VI-B471-R1014-01	3/22/21		Radiello	trans-1,2-Dichloroethene	<	0.000083	0.33	
VI-B471-R1014-01	9/20/21		Radiello	1,1,1-Trichloroethane	<	0.00003	0.16	
VI-B471-R1014-01	9/20/21		Radiello	1,1,2-Trichloroethane	<	0.000028	0.15	
VI-B471-R1014-01	9/20/21		Radiello	1,1-Dichloroethane	<	0.000039	0.16	
VI-B471-R1014-01	9/20/21		Radiello	1,1-Dichloroethene	<	0.00013	0.52	
VI-B471-R1014-01	9/20/21		Radiello	1,2-Dichloroethane	<	0.000032	0.13	
VI-B471-R1014-01	9/20/21		Radiello	Carbon tetrachloride		0.000054	0.34	
VI-B471-R1014-01	9/20/21		Radiello	Chloroform	<	0.000027	0.13	E
VI-B471-R1014-01	9/20/21		Radiello	Tetrachloroethene	<	0.000025	0.17	
VI-B471-R1014-01	9/20/21		Radiello	Trichloroethene	<	0.000027	0.15	E
VI-B471-R1014-01	9/20/21		Radiello	cis-1,2-Dichloroethene	<	0.00004	0.16	
VI-B471-R1014-01	9/20/21		Radiello	trans-1,2-Dichloroethene	<	0.000084	0.33	
VI-B471-R1018-01	3/22/21	DUP	Radiello	1,1,1-Trichloroethane	<	0.000029	0.16	
VI-B471-R1018-01	3/22/21	DUP	Radiello	1,1,2-Trichloroethane	<	0.000028	0.15	
VI-B471-R1018-01	3/22/21	DUP	Radiello	1,1-Dichloroethane	<	0.000039	0.16	
VI-B471-R1018-01	3/22/21	DUP	Radiello	1,1-Dichloroethene	<	0.00013	0.52	
VI-B471-R1018-01	3/22/21	DUP	Radiello	1,2-Dichloroethane	<	0.000032	0.13	E
VI-B471-R1018-01	3/22/21	DUP	Radiello	Carbon tetrachloride		0.000042	0.26	
VI-B471-R1018-01	3/22/21	DUP	Radiello	Chloroform	<	0.000027	0.13	E
VI-B471-R1018-01	3/22/21	DUP	Radiello	Tetrachloroethene	<	0.000025	0.17	
VI-B471-R1018-01	3/22/21	DUP	Radiello	Trichloroethene	<	0.000027	0.15	E
VI-B471-R1018-01	3/22/21	DUP	Radiello	cis-1,2-Dichloroethene	<	0.00004	0.16	
VI-B471-R1018-01	3/22/21	DUP	Radiello	trans-1,2-Dichloroethene	<	0.000084	0.33	
VI-B471-R1018-01	3/22/21		Radiello	1,1,1-Trichloroethane	<	0.000029	0.16	
VI-B471-R1018-01	3/22/21		Radiello	1,1,2-Trichloroethane	<	0.000028	0.15	
VI-B471-R1018-01	3/22/21		Radiello	1,1-Dichloroethane	<	0.000039	0.16	
VI-B471-R1018-01	3/22/21		Radiello	1,1-Dichloroethene	<	0.00013	0.52	
VI-B471-R1018-01	3/22/21		Radiello	1,2-Dichloroethane	<	0.000032	0.13	E
VI-B471-R1018-01	3/22/21		Radiello	Carbon tetrachloride		0.00005	0.31	
VI-B471-R1018-01	3/22/21		Radiello	Chloroform	<	0.000027	0.13	E
VI-B471-R1018-01	3/22/21		Radiello	Tetrachloroethene	<	0.000025	0.17	
VI-B471-R1018-01	3/22/21		Radiello	Trichloroethene	<	0.000027	0.15	E
VI-B471-R1018-01	3/22/21		Radiello	cis-1,2-Dichloroethene	<	0.00004	0.16	
VI-B471-R1018-01	3/22/21		Radiello	trans-1,2-Dichloroethene	<	0.000084	0.33	
VI-B471-R1018-01	9/20/21		Radiello	1,1,1-Trichloroethane	<	0.000029	0.16	
VI-B471-R1018-01	9/20/21		Radiello	1,1,2-Trichloroethane	<	0.000028	0.15	
VI-B471-R1018-01	9/20/21		Radiello	1,1-Dichloroethane	<	0.000039	0.16	
VI-B471-R1018-01	9/20/21		Radiello	1,1-Dichloroethene	<	0.00013	0.52	
VI-B471-R1018-01	9/20/21		Radiello	1,2-Dichloroethane	<	0.000032	0.13	E
VI-B471-R1018-01	9/20/21		Radiello	Carbon tetrachloride		0.000052	0.33	
VI-B471-R1018-01	9/20/21		Radiello	Chloroform	<	0.000027	0.13	E
VI-B471-R1018-01	9/20/21		Radiello	Tetrachloroethene	<	0.000025	0.17	
VI-B471-R1018-01	9/20/21		Radiello	Trichloroethene	<	0.000027	0.15	E
VI-B471-R1018-01	9/20/21		Radiello	cis-1,2-Dichloroethene	<	0.00004	0.16	
VI-B471-R1018-01	9/20/21		Radiello	trans-1,2-Dichloroethene	<	0.000084	0.33	
VI-B471-R1018-01	9/20/21	DUP	Radiello	1,1,1-Trichloroethane	<	0.00003	0.16	
VI-B471-R1018-01	9/20/21	DUP	Radiello	1,1,2-Trichloroethane	<	0.000028	0.15	
VI-B471-R1018-01	9/20/21	DUP	Radiello	1,1-Dichloroethane	<	0.000039	0.16	
VI-B471-R1018-01	9/20/21	DUP	Radiello	1,1-Dichloroethene	<	0.00013	0.52	
VI-B471-R1018-01	9/20/21	DUP	Radiello	1,2-Dichloroethane	<	0.000032	0.13	E
VI-B471-R1018-01	9/20/21	DUP	Radiello	Carbon tetrachloride		0.000048	0.30	
VI-B471-R1018-01	9/20/21	DUP	Radiello	Chloroform	<	0.000027	0.13	E
VI-B471-R1018-01	9/20/21	DUP	Radiello	Tetrachloroethene	<	0.000025	0.17	
VI-B471-R1018-01	9/20/21	DUP	Radiello	Trichloroethene	<	0.000027	0.15	E
VI-B471-R1018-01	9/20/21	DUP	Radiello	cis-1,2-Dichloroethene	<	0.00004	0.16	
VI-B471-R1018-01	9/20/21	DUP	Radiello	trans-1,2-Dichloroethene	<	0.000084	0.33	
VI-B511-R100-01	1/25/21		Radiello	1,1,1-Trichloroethane	<	0.000029	0.16	

Attachment 2. Table 6. Vapor intrusion analytical data, Livermore Site, 2021.

Location	Date	Sample Type	Sample Method	Parameter	LOS Indicator	Result in PPM(V/V)	Result in µg/m^3	QA Flag
VI-B511-R100-01	1/25/21		Radiello	1,1,2-Trichloroethane	<	0.000028	0.15	
VI-B511-R100-01	1/25/21		Radiello	1,1-Dichloroethane	<	0.000039	0.16	
VI-B511-R100-01	1/25/21		Radiello	1,1-Dichloroethene	<	0.00013	0.52	
VI-B511-R100-01	1/25/21		Radiello	1,2-Dichloroethane	<	0.000032	0.13	E
VI-B511-R100-01	1/25/21		Radiello	Carbon tetrachloride		0.000042	0.26	
VI-B511-R100-01	1/25/21		Radiello	Chloroform	<	0.000027	0.13	E
VI-B511-R100-01	1/25/21		Radiello	Tetrachloroethene	<	0.000025	0.17	E
VI-B511-R100-01	1/25/21		Radiello	Trichloroethene	<	0.000027	0.15	E
VI-B511-R100-01	1/25/21		Radiello	cis-1,2-Dichloroethene	<	0.00004	0.16	
VI-B511-R100-01	1/25/21		Radiello	trans-1,2-Dichloroethene	<	0.000083	0.33	
VI-B511-R100-01	7/26/21		Radiello	1,1,1-Trichloroethane	<	0.000029	0.16	E
VI-B511-R100-01	7/26/21		Radiello	1,1,2-Trichloroethane	<	0.000027	0.15	
VI-B511-R100-01	7/26/21		Radiello	1,1-Dichloroethane	<	0.000039	0.16	
VI-B511-R100-01	7/26/21		Radiello	1,1-Dichloroethene	<	0.00013	0.52	
VI-B511-R100-01	7/26/21		Radiello	1,2-Dichloroethane	<	0.000032	0.13	E
VI-B511-R100-01	7/26/21		Radiello	Carbon tetrachloride		0.000045	0.28	
VI-B511-R100-01	7/26/21		Radiello	Chloroform		0.000038	0.19	
VI-B511-R100-01	7/26/21		Radiello	Tetrachloroethene	<	0.000025	0.17	E
VI-B511-R100-01	7/26/21		Radiello	Trichloroethene	<	0.000026	0.14	E
VI-B511-R100-01	7/26/21		Radiello	cis-1,2-Dichloroethene	<	0.00004	0.16	
VI-B511-R100-01	7/26/21		Radiello	trans-1,2-Dichloroethene	<	0.000083	0.33	
VI-B511-R103-01	1/25/21		Radiello	1,1,1-Trichloroethane	<	0.000029	0.16	E
VI-B511-R103-01	1/25/21		Radiello	1,1,2-Trichloroethane	<	0.000027	0.15	
VI-B511-R103-01	1/25/21		Radiello	1,1-Dichloroethane	<	0.000039	0.16	
VI-B511-R103-01	1/25/21		Radiello	1,1-Dichloroethene	<	0.00013	0.52	
VI-B511-R103-01	1/25/21		Radiello	1,2-Dichloroethane	<	0.000032	0.13	E
VI-B511-R103-01	1/25/21		Radiello	Carbon tetrachloride		0.000039	0.25	
VI-B511-R103-01	1/25/21		Radiello	Chloroform	<	0.000027	0.13	E
VI-B511-R103-01	1/25/21		Radiello	Tetrachloroethene	<	0.000025	0.17	E
VI-B511-R103-01	1/25/21		Radiello	Trichloroethene	<	0.000027	0.15	E
VI-B511-R103-01	1/25/21		Radiello	cis-1,2-Dichloroethene	<	0.00004	0.16	
VI-B511-R103-01	1/25/21		Radiello	trans-1,2-Dichloroethene	<	0.000083	0.33	
VI-B511-R103-01	7/26/21		Radiello	1,1,1-Trichloroethane	<	0.000029	0.16	E
VI-B511-R103-01	7/26/21		Radiello	1,1,2-Trichloroethane	<	0.000028	0.15	
VI-B511-R103-01	7/26/21		Radiello	1,1-Dichloroethane	<	0.000039	0.16	
VI-B511-R103-01	7/26/21		Radiello	1,1-Dichloroethene	<	0.00013	0.52	
VI-B511-R103-01	7/26/21		Radiello	1,2-Dichloroethane	<	0.000032	0.13	
VI-B511-R103-01	7/26/21		Radiello	Carbon tetrachloride		0.000049	0.31	
VI-B511-R103-01	7/26/21		Radiello	Chloroform	<	0.000027	0.13	E
VI-B511-R103-01	7/26/21		Radiello	Tetrachloroethene	<	0.000025	0.17	E
VI-B511-R103-01	7/26/21		Radiello	Trichloroethene	<	0.000027	0.15	E
VI-B511-R103-01	7/26/21		Radiello	cis-1,2-Dichloroethene	<	0.00004	0.16	
VI-B511-R103-01	7/26/21		Radiello	trans-1,2-Dichloroethene	<	0.000084	0.33	
VI-B511-R105E-01	1/25/21		Radiello	1,1,1-Trichloroethane	<	0.00003	0.16	
VI-B511-R105E-01	1/25/21		Radiello	1,1,2-Trichloroethane	<	0.000028	0.15	
VI-B511-R105E-01	1/25/21		Radiello	1,1-Dichloroethane	<	0.000039	0.16	
VI-B511-R105E-01	1/25/21		Radiello	1,1-Dichloroethene	<	0.00013	0.52	
VI-B511-R105E-01	1/25/21		Radiello	1,2-Dichloroethane	<	0.000032	0.13	E
VI-B511-R105E-01	1/25/21		Radiello	Carbon tetrachloride		0.000043	0.27	
VI-B511-R105E-01	1/25/21		Radiello	Chloroform		0.000028	0.14	
VI-B511-R105E-01	1/25/21		Radiello	Tetrachloroethene		0.000069	0.47	
VI-B511-R105E-01	1/25/21		Radiello	Trichloroethene		0.00028	1.50	
VI-B511-R105E-01	1/25/21		Radiello	cis-1,2-Dichloroethene	<	0.00004	0.16	
VI-B511-R105E-01	1/25/21		Radiello	trans-1,2-Dichloroethene	<	0.000084	0.33	
VI-B511-R105E-01	7/26/21	DUP	Radiello	1,1,1-Trichloroethane	<	0.000029	0.16	E
VI-B511-R105E-01	7/26/21	DUP	Radiello	1,1,2-Trichloroethane	<	0.000028	0.15	
VI-B511-R105E-01	7/26/21	DUP	Radiello	1,1-Dichloroethane	<	0.000039	0.16	
VI-B511-R105E-01	7/26/21	DUP	Radiello	1,1-Dichloroethene	<	0.00013	0.52	
VI-B511-R105E-01	7/26/21	DUP	Radiello	1,2-Dichloroethane	<	0.000032	0.13	E
VI-B511-R105E-01	7/26/21	DUP	Radiello	Carbon tetrachloride		0.000047	0.30	

Attachment 2. Table 6. Vapor intrusion analytical data, Livermore Site, 2021.

Location	Date	Sample Type	Sample Method	Parameter	LOS Indicator	Result in PPM(V/V)	Result in µg/m^3	QA Flag
VI-B511-R105E-01	7/26/21	DUP	Radiello	Chloroform	<	0.000027	0.13	E
VI-B511-R105E-01	7/26/21	DUP	Radiello	Tetrachloroethene		0.00005	0.34	
VI-B511-R105E-01	7/26/21	DUP	Radiello	Trichloroethene		0.00018	0.97	
VI-B511-R105E-01	7/26/21	DUP	Radiello	cis-1,2-Dichloroethene	<	0.00004	0.16	
VI-B511-R105E-01	7/26/21	DUP	Radiello	trans-1,2-Dichloroethene	<	0.000084	0.33	
VI-B511-R105E-01	7/26/21		Radiello	1,1,1-Trichloroethane	<	0.000029	0.16	E
VI-B511-R105E-01	7/26/21		Radiello	1,1,2-Trichloroethane	<	0.000028	0.15	
VI-B511-R105E-01	7/26/21		Radiello	1,1-Dichloroethane	<	0.000039	0.16	
VI-B511-R105E-01	7/26/21		Radiello	1,1-Dichloroethene	<	0.00013	0.52	
VI-B511-R105E-01	7/26/21		Radiello	1,2-Dichloroethane	<	0.000032	0.13	E
VI-B511-R105E-01	7/26/21		Radiello	Carbon tetrachloride		0.000045	0.28	
VI-B511-R105E-01	7/26/21		Radiello	Chloroform	<	0.000027	0.13	E
VI-B511-R105E-01	7/26/21		Radiello	Tetrachloroethene		0.000048	0.33	
VI-B511-R105E-01	7/26/21		Radiello	Trichloroethene		0.00017	0.91	
VI-B511-R105E-01	7/26/21		Radiello	cis-1,2-Dichloroethene	<	0.00004	0.16	
VI-B511-R105E-01	7/26/21		Radiello	trans-1,2-Dichloroethene	<	0.000084	0.33	
VI-B511-R107A-02	1/25/21		Radiello	1,1,1-Trichloroethane	<	0.00003	0.16	
VI-B511-R107A-02	1/25/21		Radiello	1,1,2-Trichloroethane	<	0.000028	0.15	
VI-B511-R107A-02	1/25/21		Radiello	1,1-Dichloroethane	<	0.000039	0.16	
VI-B511-R107A-02	1/25/21		Radiello	1,1-Dichloroethene	<	0.00013	0.52	
VI-B511-R107A-02	1/25/21		Radiello	1,2-Dichloroethane	<	0.000032	0.13	E
VI-B511-R107A-02	1/25/21		Radiello	Carbon tetrachloride		0.000041	0.26	
VI-B511-R107A-02	1/25/21		Radiello	Chloroform		0.000028	0.14	
VI-B511-R107A-02	1/25/21		Radiello	Tetrachloroethene	<	0.000025	0.17	E
VI-B511-R107A-02	1/25/21		Radiello	Trichloroethene	<	0.000027	0.15	E
VI-B511-R107A-02	1/25/21		Radiello	cis-1,2-Dichloroethene	<	0.00004	0.16	
VI-B511-R107A-02	1/25/21		Radiello	trans-1,2-Dichloroethene	<	0.000084	0.33	
VI-B511-R107A-02	7/26/21		Radiello	1,1,1-Trichloroethane	<	0.000029	0.16	E
VI-B511-R107A-02	7/26/21		Radiello	1,1,2-Trichloroethane	<	0.000028	0.15	
VI-B511-R107A-02	7/26/21		Radiello	1,1-Dichloroethane	<	0.000039	0.16	
VI-B511-R107A-02	7/26/21		Radiello	1,1-Dichloroethene	<	0.00013	0.52	
VI-B511-R107A-02	7/26/21		Radiello	1,2-Dichloroethane	<	0.000032	0.13	E
VI-B511-R107A-02	7/26/21		Radiello	Carbon tetrachloride		0.000039	0.25	
VI-B511-R107A-02	7/26/21		Radiello	Chloroform	<	0.000027	0.13	E
VI-B511-R107A-02	7/26/21		Radiello	Tetrachloroethene	<	0.000025	0.17	E
VI-B511-R107A-02	7/26/21		Radiello	Trichloroethene	<	0.000027	0.15	E
VI-B511-R107A-02	7/26/21		Radiello	cis-1,2-Dichloroethene	<	0.00004	0.16	
VI-B511-R107A-02	7/26/21		Radiello	trans-1,2-Dichloroethene	<	0.000083	0.33	
VI-B511-R112A-01	1/25/21	DUP	Radiello	1,1,1-Trichloroethane	<	0.000029	0.16	E
VI-B511-R112A-01	1/25/21	DUP	Radiello	1,1,2-Trichloroethane	<	0.000027	0.15	
VI-B511-R112A-01	1/25/21	DUP	Radiello	1,1-Dichloroethane	<	0.000039	0.16	
VI-B511-R112A-01	1/25/21	DUP	Radiello	1,1-Dichloroethene	<	0.00013	0.52	
VI-B511-R112A-01	1/25/21	DUP	Radiello	1,2-Dichloroethane	<	0.000032	0.13	E
VI-B511-R112A-01	1/25/21	DUP	Radiello	Carbon tetrachloride		0.000043	0.27	
VI-B511-R112A-01	1/25/21	DUP	Radiello	Chloroform	<	0.000027	0.13	E
VI-B511-R112A-01	1/25/21	DUP	Radiello	Tetrachloroethene	<	0.000025	0.17	E
VI-B511-R112A-01	1/25/21	DUP	Radiello	Trichloroethene	<	0.000026	0.14	E
VI-B511-R112A-01	1/25/21	DUP	Radiello	cis-1,2-Dichloroethene	<	0.00004	0.16	
VI-B511-R112A-01	1/25/21	DUP	Radiello	trans-1,2-Dichloroethene	<	0.000083	0.33	
VI-B511-R112A-01	1/25/21		Radiello	1,1,1-Trichloroethane	<	0.000029	0.16	E
VI-B511-R112A-01	1/25/21		Radiello	1,1,2-Trichloroethane	<	0.000027	0.15	
VI-B511-R112A-01	1/25/21		Radiello	1,1-Dichloroethane	<	0.000039	0.16	
VI-B511-R112A-01	1/25/21		Radiello	1,1-Dichloroethene	<	0.00013	0.52	
VI-B511-R112A-01	1/25/21		Radiello	1,2-Dichloroethane	<	0.000032	0.13	E
VI-B511-R112A-01	1/25/21		Radiello	Carbon tetrachloride		0.000046	0.29	
VI-B511-R112A-01	1/25/21		Radiello	Chloroform	<	0.000027	0.13	E
VI-B511-R112A-01	1/25/21		Radiello	Tetrachloroethene	<	0.000025	0.17	E
VI-B511-R112A-01	1/25/21		Radiello	Trichloroethene	<	0.000026	0.14	E
VI-B511-R112A-01	1/25/21		Radiello	cis-1,2-Dichloroethene	<	0.00004	0.16	
VI-B511-R112A-01	1/25/21		Radiello	trans-1,2-Dichloroethene	<	0.000083	0.33	

Attachment 2. Table 6. Vapor intrusion analytical data, Livermore Site, 2021.

Location	Date	Sample Type	Sample Method	Parameter	LOS Indicator	Result in PPM(V/V)	Result in µg/m^3	QA Flag
VI-B511-R112A-01	7/26/21		Radiello	1,1,1-Trichloroethane		0.000047	0.26	
VI-B511-R112A-01	7/26/21		Radiello	1,1,2-Trichloroethane	<	0.000027	0.15	
VI-B511-R112A-01	7/26/21		Radiello	1,1-Dichloroethane	<	0.000039	0.16	
VI-B511-R112A-01	7/26/21		Radiello	1,1-Dichloroethene	<	0.00013	0.52	
VI-B511-R112A-01	7/26/21		Radiello	1,2-Dichloroethane	<	0.000032	0.13	
VI-B511-R112A-01	7/26/21		Radiello	Carbon tetrachloride		0.000043	0.27	
VI-B511-R112A-01	7/26/21		Radiello	Chloroform		0.000052	0.25	
VI-B511-R112A-01	7/26/21		Radiello	Tetrachloroethene	<	0.000025	0.17	E
VI-B511-R112A-01	7/26/21		Radiello	Trichloroethene	<	0.000026	0.14	E
VI-B511-R112A-01	7/26/21		Radiello	cis-1,2-Dichloroethene	<	0.00004	0.16	
VI-B511-R112A-01	7/26/21		Radiello	trans-1,2-Dichloroethene	<	0.000083	0.33	
VI-B511-R116A-01	1/25/21		Radiello	1,1,1-Trichloroethane	<	0.000029	0.16	E
VI-B511-R116A-01	1/25/21		Radiello	1,1,2-Trichloroethane	<	0.000027	0.15	
VI-B511-R116A-01	1/25/21		Radiello	1,1-Dichloroethane	<	0.000039	0.16	
VI-B511-R116A-01	1/25/21		Radiello	1,1-Dichloroethene	<	0.00013	0.52	
VI-B511-R116A-01	1/25/21		Radiello	1,2-Dichloroethane	<	0.000032	0.13	E
VI-B511-R116A-01	1/25/21		Radiello	Carbon tetrachloride		0.000049	0.31	
VI-B511-R116A-01	1/25/21		Radiello	Chloroform	<	0.000027	0.13	E
VI-B511-R116A-01	1/25/21		Radiello	Tetrachloroethene	<	0.000025	0.17	E
VI-B511-R116A-01	1/25/21		Radiello	Trichloroethene	<	0.000027	0.15	E
VI-B511-R116A-01	1/25/21		Radiello	cis-1,2-Dichloroethene	<	0.00004	0.16	
VI-B511-R116A-01	1/25/21		Radiello	trans-1,2-Dichloroethene	<	0.000083	0.33	E
VI-B511-R116A-01	7/26/21		Radiello	1,1,1-Trichloroethane	<	0.000029	0.16	E
VI-B511-R116A-01	7/26/21		Radiello	1,1,2-Trichloroethane	<	0.000027	0.15	
VI-B511-R116A-01	7/26/21		Radiello	1,1-Dichloroethane	<	0.000038	0.15	
VI-B511-R116A-01	7/26/21		Radiello	1,1-Dichloroethene	<	0.00013	0.52	
VI-B511-R116A-01	7/26/21		Radiello	1,2-Dichloroethane	<	0.000031	0.13	
VI-B511-R116A-01	7/26/21		Radiello	Carbon tetrachloride		0.000045	0.28	
VI-B511-R116A-01	7/26/21		Radiello	Chloroform	<	0.000027	0.13	E
VI-B511-R116A-01	7/26/21		Radiello	Tetrachloroethene	<	0.000024	0.16	E
VI-B511-R116A-01	7/26/21		Radiello	Trichloroethene	<	0.000026	0.14	E
VI-B511-R116A-01	7/26/21		Radiello	cis-1,2-Dichloroethene	<	0.00004	0.16	
VI-B511-R116A-01	7/26/21		Radiello	trans-1,2-Dichloroethene	<	0.000082	0.33	E
VI-B511-R117-01	1/25/21		Radiello	1,1,1-Trichloroethane		0.000043	0.23	
VI-B511-R117-01	1/25/21		Radiello	1,1,2-Trichloroethane	<	0.000027	0.15	
VI-B511-R117-01	1/25/21		Radiello	1,1-Dichloroethane	<	0.000038	0.15	
VI-B511-R117-01	1/25/21		Radiello	1,1-Dichloroethene	<	0.00013	0.52	
VI-B511-R117-01	1/25/21		Radiello	1,2-Dichloroethane	<	0.000032	0.13	E
VI-B511-R117-01	1/25/21		Radiello	Carbon tetrachloride		0.000052	0.33	
VI-B511-R117-01	1/25/21		Radiello	Chloroform		0.000041	0.20	
VI-B511-R117-01	1/25/21		Radiello	Tetrachloroethene	<	0.000024	0.16	E
VI-B511-R117-01	1/25/21		Radiello	Trichloroethene	<	0.000026	0.14	E
VI-B511-R117-01	1/25/21		Radiello	cis-1,2-Dichloroethene	<	0.00004	0.16	
VI-B511-R117-01	1/25/21		Radiello	trans-1,2-Dichloroethene	<	0.000083	0.33	
VI-B511-R117-01	7/26/21		Radiello	1,1,1-Trichloroethane		0.00007	0.38	
VI-B511-R117-01	7/26/21		Radiello	1,1,2-Trichloroethane	<	0.000027	0.15	
VI-B511-R117-01	7/26/21		Radiello	1,1-Dichloroethane	<	0.000039	0.16	
VI-B511-R117-01	7/26/21		Radiello	1,1-Dichloroethene	<	0.00013	0.52	
VI-B511-R117-01	7/26/21		Radiello	1,2-Dichloroethane	<	0.000032	0.13	E
VI-B511-R117-01	7/26/21		Radiello	Carbon tetrachloride		0.00005	0.31	
VI-B511-R117-01	7/26/21		Radiello	Chloroform		0.000035	0.17	
VI-B511-R117-01	7/26/21		Radiello	Tetrachloroethene	<	0.000025	0.17	E
VI-B511-R117-01	7/26/21		Radiello	Trichloroethene	<	0.000026	0.14	
VI-B511-R117-01	7/26/21		Radiello	cis-1,2-Dichloroethene	<	0.00004	0.16	
VI-B511-R117-01	7/26/21		Radiello	trans-1,2-Dichloroethene	<	0.000083	0.33	
VI-B511-R118-01	1/25/21		Radiello	1,1,1-Trichloroethane	<	0.000029	0.16	E
VI-B511-R118-01	1/25/21		Radiello	1,1,2-Trichloroethane	<	0.000028	0.15	
VI-B511-R118-01	1/25/21		Radiello	1,1-Dichloroethane	<	0.000039	0.16	
VI-B511-R118-01	1/25/21		Radiello	1,1-Dichloroethene	<	0.00013	0.52	
VI-B511-R118-01	1/25/21		Radiello	1,2-Dichloroethane	<	0.000032	0.13	E

Attachment 2. Table 6. Vapor intrusion analytical data, Livermore Site, 2021.

Location	Date	Sample Type	Sample Method	Parameter	LOS Indicator	Result in PPM(V/V)	Result in µg/m^3	QA Flag
VI-B511-R118-01	1/25/21		Radiello	Carbon tetrachloride		0.00004	0.25	
VI-B511-R118-01	1/25/21		Radiello	Chloroform	<	0.000027	0.13	E
VI-B511-R118-01	1/25/21		Radiello	Tetrachloroethene	<	0.000025	0.17	E
VI-B511-R118-01	1/25/21		Radiello	Trichloroethene	<	0.000027	0.15	E
VI-B511-R118-01	1/25/21		Radiello	cis-1,2-Dichloroethene	<	0.00004	0.16	
VI-B511-R118-01	1/25/21		Radiello	trans-1,2-Dichloroethene	<	0.000084	0.33	E
VI-B511-R118-01	7/26/21		Radiello	1,1,1-Trichloroethane		0.000059	0.32	
VI-B511-R118-01	7/26/21		Radiello	1,1,2-Trichloroethane	<	0.000027	0.15	
VI-B511-R118-01	7/26/21		Radiello	1,1-Dichloroethane	<	0.000039	0.16	
VI-B511-R118-01	7/26/21		Radiello	1,1-Dichloroethene	<	0.00013	0.52	
VI-B511-R118-01	7/26/21		Radiello	1,2-Dichloroethane	<	0.000032	0.13	E
VI-B511-R118-01	7/26/21		Radiello	Carbon tetrachloride		0.000049	0.31	
VI-B511-R118-01	7/26/21		Radiello	Chloroform	<	0.000027	0.13	E
VI-B511-R118-01	7/26/21		Radiello	Tetrachloroethene	<	0.000025	0.17	E
VI-B511-R118-01	7/26/21		Radiello	Trichloroethene	<	0.000027	0.15	E
VI-B511-R118-01	7/26/21		Radiello	cis-1,2-Dichloroethene	<	0.00004	0.16	
VI-B511-R118-01	7/26/21		Radiello	trans-1,2-Dichloroethene		0.00012	0.48	
VI-B511-R118A-01	1/25/21		Radiello	1,1,1-Trichloroethane	<	0.000029	0.16	E
VI-B511-R118A-01	1/25/21		Radiello	1,1,2-Trichloroethane	<	0.000028	0.15	
VI-B511-R118A-01	1/25/21		Radiello	1,1-Dichloroethane	<	0.000039	0.16	
VI-B511-R118A-01	1/25/21		Radiello	1,1-Dichloroethene	<	0.00013	0.52	
VI-B511-R118A-01	1/25/21		Radiello	1,2-Dichloroethane	<	0.000032	0.13	E
VI-B511-R118A-01	1/25/21		Radiello	Carbon tetrachloride		0.000051	0.32	
VI-B511-R118A-01	1/25/21		Radiello	Chloroform	<	0.000027	0.13	E
VI-B511-R118A-01	1/25/21		Radiello	Tetrachloroethene	<	0.000025	0.17	E
VI-B511-R118A-01	1/25/21		Radiello	Trichloroethene	<	0.000027	0.15	E
VI-B511-R118A-01	1/25/21		Radiello	cis-1,2-Dichloroethene	<	0.00004	0.16	
VI-B511-R118A-01	1/25/21		Radiello	trans-1,2-Dichloroethene	<	0.000083	0.33	E
VI-B511-R118A-01	7/26/21		Radiello	1,1,1-Trichloroethane		0.000046	0.25	
VI-B511-R118A-01	7/26/21		Radiello	1,1,2-Trichloroethane	<	0.000028	0.15	
VI-B511-R118A-01	7/26/21		Radiello	1,1-Dichloroethane	<	0.00004	0.16	
VI-B511-R118A-01	7/26/21		Radiello	1,1-Dichloroethene	<	0.00013	0.52	
VI-B511-R118A-01	7/26/21		Radiello	1,2-Dichloroethane	<	0.000032	0.13	E
VI-B511-R118A-01	7/26/21		Radiello	Carbon tetrachloride		0.000054	0.34	
VI-B511-R118A-01	7/26/21		Radiello	Chloroform		0.000028	0.14	
VI-B511-R118A-01	7/26/21		Radiello	Tetrachloroethene	<	0.000025	0.17	E
VI-B511-R118A-01	7/26/21		Radiello	Trichloroethene	<	0.000027	0.15	E
VI-B511-R118A-01	7/26/21		Radiello	cis-1,2-Dichloroethene	<	0.000041	0.16	
VI-B511-R118A-01	7/26/21		Radiello	trans-1,2-Dichloroethene		0.000095	0.38	
VI-B511-R118D-01	1/25/21		Radiello	1,1,1-Trichloroethane	<	0.000029	0.16	
VI-B511-R118D-01	1/25/21		Radiello	1,1,2-Trichloroethane	<	0.000028	0.15	
VI-B511-R118D-01	1/25/21		Radiello	1,1-Dichloroethane	<	0.000039	0.16	
VI-B511-R118D-01	1/25/21		Radiello	1,1-Dichloroethene	<	0.00013	0.52	
VI-B511-R118D-01	1/25/21		Radiello	1,2-Dichloroethane	<	0.000032	0.13	E
VI-B511-R118D-01	1/25/21		Radiello	Carbon tetrachloride		0.000044	0.28	
VI-B511-R118D-01	1/25/21		Radiello	Chloroform		0.000028	0.14	
VI-B511-R118D-01	1/25/21		Radiello	Tetrachloroethene	<	0.000025	0.17	E
VI-B511-R118D-01	1/25/21		Radiello	Trichloroethene	<	0.000027	0.15	E
VI-B511-R118D-01	1/25/21		Radiello	cis-1,2-Dichloroethene	<	0.00004	0.16	
VI-B511-R118D-01	1/25/21		Radiello	trans-1,2-Dichloroethene		0.000091	0.36	
VI-B511-R118D-01	7/26/21		Radiello	1,1,1-Trichloroethane		0.000049	0.27	
VI-B511-R118D-01	7/26/21		Radiello	1,1,2-Trichloroethane	<	0.000027	0.15	
VI-B511-R118D-01	7/26/21		Radiello	1,1-Dichloroethane	<	0.000039	0.16	
VI-B511-R118D-01	7/26/21		Radiello	1,1-Dichloroethene	<	0.00013	0.52	
VI-B511-R118D-01	7/26/21		Radiello	1,2-Dichloroethane	<	0.000032	0.13	
VI-B511-R118D-01	7/26/21		Radiello	Carbon tetrachloride		0.000047	0.30	
VI-B511-R118D-01	7/26/21		Radiello	Chloroform		0.00003	0.15	
VI-B511-R118D-01	7/26/21		Radiello	Tetrachloroethene	<	0.000025	0.17	E
VI-B511-R118D-01	7/26/21		Radiello	Trichloroethene	<	0.000027	0.15	E
VI-B511-R118D-01	7/26/21		Radiello	cis-1,2-Dichloroethene	<	0.00004	0.16	

Attachment 2. Table 6. Vapor intrusion analytical data, Livermore Site, 2021.

Location	Date	Sample Type	Sample Method	Parameter	LOS Indicator	Result in PPM(V/V)	Result in µg/m^3	QA Flag
VI-B511-R118D-01	7/26/21		Radiello	trans-1,2-Dichloroethene		0.000096	0.38	
VI-B511-R132-01	1/25/21		Radiello	1,1,1-Trichloroethane	<	0.000029	0.16	E
VI-B511-R132-01	1/25/21		Radiello	1,1,2-Trichloroethane	<	0.000027	0.15	
VI-B511-R132-01	1/25/21		Radiello	1,1-Dichloroethane	<	0.000038	0.15	
VI-B511-R132-01	1/25/21		Radiello	1,1-Dichloroethene	<	0.00013	0.52	
VI-B511-R132-01	1/25/21		Radiello	1,2-Dichloroethane	<	0.000032	0.13	E
VI-B511-R132-01	1/25/21		Radiello	Carbon tetrachloride		0.000046	0.29	
VI-B511-R132-01	1/25/21		Radiello	Chloroform	<	0.000027	0.13	E
VI-B511-R132-01	1/25/21		Radiello	Tetrachloroethene	<	0.000024	0.16	
VI-B511-R132-01	1/25/21		Radiello	Trichloroethene	<	0.000026	0.14	E
VI-B511-R132-01	1/25/21		Radiello	cis-1,2-Dichloroethene	<	0.00004	0.16	
VI-B511-R132-01	1/25/21		Radiello	trans-1,2-Dichloroethene		0.00037	1.47	
VI-B511-R132-01	1/25/21	DUP	Radiello	1,1,1-Trichloroethane	<	0.000029	0.16	E
VI-B511-R132-01	1/25/21	DUP	Radiello	1,1,2-Trichloroethane	<	0.000027	0.15	
VI-B511-R132-01	1/25/21	DUP	Radiello	1,1-Dichloroethane	<	0.000038	0.15	
VI-B511-R132-01	1/25/21	DUP	Radiello	1,1-Dichloroethene	<	0.00013	0.52	
VI-B511-R132-01	1/25/21	DUP	Radiello	1,2-Dichloroethane	<	0.000032	0.13	E
VI-B511-R132-01	1/25/21	DUP	Radiello	Carbon tetrachloride		0.000046	0.29	
VI-B511-R132-01	1/25/21	DUP	Radiello	Chloroform	<	0.000027	0.13	E
VI-B511-R132-01	1/25/21	DUP	Radiello	Tetrachloroethene		0.000029	0.20	
VI-B511-R132-01	1/25/21	DUP	Radiello	Trichloroethene	<	0.000026	0.14	E
VI-B511-R132-01	1/25/21	DUP	Radiello	cis-1,2-Dichloroethene	<	0.00004	0.16	
VI-B511-R132-01	1/25/21	DUP	Radiello	trans-1,2-Dichloroethene		0.0004	1.59	
VI-B511-R132-01	7/26/21		Radiello	1,1,1-Trichloroethane		0.000068	0.37	
VI-B511-R132-01	7/26/21		Radiello	1,1,2-Trichloroethane	<	0.000028	0.15	
VI-B511-R132-01	7/26/21		Radiello	1,1-Dichloroethane	<	0.00004	0.16	
VI-B511-R132-01	7/26/21		Radiello	1,1-Dichloroethene	<	0.00014	0.55	
VI-B511-R132-01	7/26/21		Radiello	1,2-Dichloroethane	<	0.000033	0.13	E
VI-B511-R132-01	7/26/21		Radiello	Carbon tetrachloride		0.000049	0.31	
VI-B511-R132-01	7/26/21		Radiello	Chloroform		0.000028	0.14	
VI-B511-R132-01	7/26/21		Radiello	Tetrachloroethene	<	0.000026	0.18	E
VI-B511-R132-01	7/26/21		Radiello	Trichloroethene	<	0.000028	0.15	E
VI-B511-R132-01	7/26/21		Radiello	cis-1,2-Dichloroethene	<	0.000041	0.16	
VI-B511-R132-01	7/26/21		Radiello	trans-1,2-Dichloroethene		0.00058	2.30	
VI-B511-R132-01	7/26/21	DUP	Radiello	1,1,1-Trichloroethane		0.000062	0.34	
VI-B511-R132-01	7/26/21	DUP	Radiello	1,1,2-Trichloroethane	<	0.000028	0.15	
VI-B511-R132-01	7/26/21	DUP	Radiello	1,1-Dichloroethane	<	0.00004	0.16	
VI-B511-R132-01	7/26/21	DUP	Radiello	1,1-Dichloroethene	<	0.00014	0.55	
VI-B511-R132-01	7/26/21	DUP	Radiello	1,2-Dichloroethane	<	0.000033	0.13	E
VI-B511-R132-01	7/26/21	DUP	Radiello	Carbon tetrachloride		0.000043	0.27	
VI-B511-R132-01	7/26/21	DUP	Radiello	Chloroform		0.00003	0.15	
VI-B511-R132-01	7/26/21	DUP	Radiello	Tetrachloroethene	<	0.000026	0.18	E
VI-B511-R132-01	7/26/21	DUP	Radiello	Trichloroethene	<	0.000028	0.15	E
VI-B511-R132-01	7/26/21	DUP	Radiello	cis-1,2-Dichloroethene	<	0.000041	0.16	
VI-B511-R132-01	7/26/21	DUP	Radiello	trans-1,2-Dichloroethene		0.00052	2.06	
VI-B511-R136-01	1/25/21		Radiello	1,1,1-Trichloroethane	<	0.00003	0.16	E
VI-B511-R136-01	1/25/21		Radiello	1,1,2-Trichloroethane	<	0.000028	0.15	
VI-B511-R136-01	1/25/21		Radiello	1,1-Dichloroethane	<	0.000039	0.16	
VI-B511-R136-01	1/25/21		Radiello	1,1-Dichloroethene	<	0.00013	0.52	
VI-B511-R136-01	1/25/21		Radiello	1,2-Dichloroethane	<	0.000032	0.13	E
VI-B511-R136-01	1/25/21		Radiello	Carbon tetrachloride		0.00005	0.31	
VI-B511-R136-01	1/25/21		Radiello	Chloroform	<	0.000027	0.13	E
VI-B511-R136-01	1/25/21		Radiello	Tetrachloroethene		0.000035	0.24	
VI-B511-R136-01	1/25/21		Radiello	Trichloroethene	<	0.000027	0.15	
VI-B511-R136-01	1/25/21		Radiello	cis-1,2-Dichloroethene	<	0.00004	0.16	
VI-B511-R136-01	1/25/21		Radiello	trans-1,2-Dichloroethene		0.00059	2.34	
VI-B511-R136-01	7/26/21		Radiello	1,1,1-Trichloroethane		0.00018	0.98	
VI-B511-R136-01	7/26/21		Radiello	1,1,2-Trichloroethane	<	0.000028	0.15	
VI-B511-R136-01	7/26/21		Radiello	1,1-Dichloroethane	<	0.00004	0.16	
VI-B511-R136-01	7/26/21		Radiello	1,1-Dichloroethene	<	0.00014	0.55	

Attachment 2. Table 6. Vapor intrusion analytical data, Livermore Site, 2021.

Location	Date	Sample Type	Sample Method	Parameter	LOS Indicator	Result in PPM(V/V)	Result in µg/m^3	QA Flag
VI-B511-R136-01	7/26/21		Radiello	1,2-Dichloroethane	<	0.000033	0.13	E
VI-B511-R136-01	7/26/21		Radiello	Carbon tetrachloride		0.000045	0.28	
VI-B511-R136-01	7/26/21		Radiello	Chloroform	<	0.000028	0.14	E
VI-B511-R136-01	7/26/21		Radiello	Tetrachloroethene	<	0.000026	0.18	E
VI-B511-R136-01	7/26/21		Radiello	Trichloroethene	<	0.000028	0.15	E
VI-B511-R136-01	7/26/21		Radiello	cis-1,2-Dichloroethene	<	0.000041	0.16	
VI-B511-R136-01	7/26/21		Radiello	trans-1,2-Dichloroethene		0.001	3.96	
VI-B511-R139-01	1/25/21		Radiello	1,1,1-Trichloroethane		0.00038	2.07	
VI-B511-R139-01	1/25/21		Radiello	1,1,2-Trichloroethane	<	0.000027	0.15	
VI-B511-R139-01	1/25/21		Radiello	1,1-Dichloroethane	<	0.000039	0.16	
VI-B511-R139-01	1/25/21		Radiello	1,1-Dichloroethene	<	0.00013	0.52	
VI-B511-R139-01	1/25/21		Radiello	1,2-Dichloroethane	<	0.000032	0.13	E
VI-B511-R139-01	1/25/21		Radiello	Carbon tetrachloride		0.000044	0.28	
VI-B511-R139-01	1/25/21		Radiello	Chloroform		0.000027	0.13	
VI-B511-R139-01	1/25/21		Radiello	Tetrachloroethene	<	0.000025	0.17	
VI-B511-R139-01	1/25/21		Radiello	Trichloroethene	<	0.000026	0.14	
VI-B511-R139-01	1/25/21		Radiello	cis-1,2-Dichloroethene	<	0.00004	0.16	
VI-B511-R139-01	1/25/21		Radiello	trans-1,2-Dichloroethene	<	0.000083	0.33	
VI-B511-R139-01	7/26/21		Radiello	1,1,1-Trichloroethane		0.00059	3.22	
VI-B511-R139-01	7/26/21		Radiello	1,1,2-Trichloroethane	<	0.000028	0.15	
VI-B511-R139-01	7/26/21		Radiello	1,1-Dichloroethane	<	0.00004	0.16	
VI-B511-R139-01	7/26/21		Radiello	1,1-Dichloroethene	<	0.00013	0.52	
VI-B511-R139-01	7/26/21		Radiello	1,2-Dichloroethane	<	0.000032	0.13	
VI-B511-R139-01	7/26/21		Radiello	Carbon tetrachloride		0.000045	0.28	
VI-B511-R139-01	7/26/21		Radiello	Chloroform	<	0.000028	0.14	E
VI-B511-R139-01	7/26/21		Radiello	Tetrachloroethene	<	0.000025	0.17	E
VI-B511-R139-01	7/26/21		Radiello	Trichloroethene	<	0.000027	0.15	
VI-B511-R139-01	7/26/21		Radiello	cis-1,2-Dichloroethene	<	0.000041	0.16	
VI-B511-R139-01	7/26/21		Radiello	trans-1,2-Dichloroethene	<	0.000085	0.34	
VI-B511-R144A-01	1/25/21		Radiello	1,1,1-Trichloroethane	<	0.00003	0.16	
VI-B511-R144A-01	1/25/21		Radiello	1,1,2-Trichloroethane	<	0.000028	0.15	
VI-B511-R144A-01	1/25/21		Radiello	1,1-Dichloroethane	<	0.000039	0.16	
VI-B511-R144A-01	1/25/21		Radiello	1,1-Dichloroethene	<	0.00013	0.52	
VI-B511-R144A-01	1/25/21		Radiello	1,2-Dichloroethane	<	0.000032	0.13	E
VI-B511-R144A-01	1/25/21		Radiello	Carbon tetrachloride		0.000048	0.30	
VI-B511-R144A-01	1/25/21		Radiello	Chloroform	<	0.000027	0.13	E
VI-B511-R144A-01	1/25/21		Radiello	Tetrachloroethene	<	0.000025	0.17	
VI-B511-R144A-01	1/25/21		Radiello	Trichloroethene	<	0.000027	0.15	
VI-B511-R144A-01	1/25/21		Radiello	cis-1,2-Dichloroethene	<	0.00004	0.16	
VI-B511-R144A-01	1/25/21		Radiello	trans-1,2-Dichloroethene	<	0.000084	0.33	E
VI-B511-R144A-01	7/26/21		Radiello	1,1,1-Trichloroethane	<	0.00003	0.16	E
VI-B511-R144A-01	7/26/21		Radiello	1,1,2-Trichloroethane	<	0.000028	0.15	
VI-B511-R144A-01	7/26/21		Radiello	1,1-Dichloroethane	<	0.00004	0.16	
VI-B511-R144A-01	7/26/21		Radiello	1,1-Dichloroethene	<	0.00014	0.55	
VI-B511-R144A-01	7/26/21		Radiello	1,2-Dichloroethane	<	0.000033	0.13	
VI-B511-R144A-01	7/26/21		Radiello	Carbon tetrachloride		0.000049	0.31	
VI-B511-R144A-01	7/26/21		Radiello	Chloroform	<	0.000028	0.14	E
VI-B511-R144A-01	7/26/21		Radiello	Tetrachloroethene	<	0.000025	0.17	E
VI-B511-R144A-01	7/26/21		Radiello	Trichloroethene	<	0.000027	0.15	E
VI-B511-R144A-01	7/26/21		Radiello	cis-1,2-Dichloroethene	<	0.000041	0.16	
VI-B511-R144A-01	7/26/21		Radiello	trans-1,2-Dichloroethene		0.00015	0.59	
VI-B511-R144C-PTH-01	1/25/21		Radiello	1,1,1-Trichloroethane	<	0.000029	0.16	
VI-B511-R144C-PTH-01	1/25/21		Radiello	1,1,2-Trichloroethane	<	0.000027	0.15	
VI-B511-R144C-PTH-01	1/25/21		Radiello	1,1-Dichloroethane	<	0.000039	0.16	
VI-B511-R144C-PTH-01	1/25/21		Radiello	1,1-Dichloroethene	<	0.00013	0.52	
VI-B511-R144C-PTH-01	1/25/21		Radiello	1,2-Dichloroethane	<	0.000032	0.13	
VI-B511-R144C-PTH-01	1/25/21		Radiello	Carbon tetrachloride		0.000036	0.23	
VI-B511-R144C-PTH-01	1/25/21		Radiello	Chloroform	<	0.000027	0.13	
VI-B511-R144C-PTH-01	1/25/21		Radiello	Tetrachloroethene	<	0.000025	0.17	
VI-B511-R144C-PTH-01	1/25/21		Radiello	Trichloroethene		0.000034	0.18	

Attachment 2. Table 6. Vapor intrusion analytical data, Livermore Site, 2021.

Location	Date	Sample Type	Sample Method	Parameter	LOS Indicator	Result in PPM(V/V)	Result in µg/m^3	QA Flag
VI-B511-R144C-PTH-01	1/25/21		Radiello	cis-1,2-Dichloroethene	<	0.00004	0.16	
VI-B511-R144C-PTH-01	1/25/21		Radiello	trans-1,2-Dichloroethene	<	0.000083	0.33	
VI-B511-R144C-PTH-01	7/26/21		Radiello	1,1,1-Trichloroethane		0.00017	0.93	
VI-B511-R144C-PTH-01	7/26/21		Radiello	1,1,2-Trichloroethane	<	0.000027	0.15	
VI-B511-R144C-PTH-01	7/26/21		Radiello	1,1-Dichloroethane	<	0.000039	0.16	
VI-B511-R144C-PTH-01	7/26/21		Radiello	1,1-Dichloroethene	<	0.00013	0.52	
VI-B511-R144C-PTH-01	7/26/21		Radiello	1,2-Dichloroethane	<	0.000032	0.13	
VI-B511-R144C-PTH-01	7/26/21		Radiello	Carbon tetrachloride		0.000039	0.25	
VI-B511-R144C-PTH-01	7/26/21		Radiello	Chloroform	<	0.000027	0.13	E
VI-B511-R144C-PTH-01	7/26/21		Radiello	Tetrachloroethene	<	0.000025	0.17	E
VI-B511-R144C-PTH-01	7/26/21		Radiello	Trichloroethene		0.00049	2.63	
VI-B511-R144C-PTH-01	7/26/21		Radiello	cis-1,2-Dichloroethene	<	0.00004	0.16	E
VI-B511-R144C-PTH-01	7/26/21		Radiello	trans-1,2-Dichloroethene	<	0.000083	0.33	E
VI-B511-R146-01	1/25/21		Radiello	1,1,1-Trichloroethane	<	0.000029	0.16	
VI-B511-R146-01	1/25/21		Radiello	1,1,2-Trichloroethane	<	0.000028	0.15	
VI-B511-R146-01	1/25/21		Radiello	1,1-Dichloroethane	<	0.000039	0.16	
VI-B511-R146-01	1/25/21		Radiello	1,1-Dichloroethene	<	0.00013	0.52	
VI-B511-R146-01	1/25/21		Radiello	1,2-Dichloroethane	<	0.000032	0.13	E
VI-B511-R146-01	1/25/21		Radiello	Carbon tetrachloride		0.00005	0.31	
VI-B511-R146-01	1/25/21		Radiello	Chloroform	<	0.000027	0.13	E
VI-B511-R146-01	1/25/21		Radiello	Tetrachloroethene	<	0.000025	0.17	
VI-B511-R146-01	1/25/21		Radiello	Trichloroethene	<	0.000027	0.15	
VI-B511-R146-01	1/25/21		Radiello	cis-1,2-Dichloroethene	<	0.00004	0.16	
VI-B511-R146-01	1/25/21		Radiello	trans-1,2-Dichloroethene	<	0.000084	0.33	E
VI-B511-R146-01	7/26/21		Radiello	1,1,1-Trichloroethane	<	0.00003	0.16	E
VI-B511-R146-01	7/26/21		Radiello	1,1,2-Trichloroethane	<	0.000028	0.15	
VI-B511-R146-01	7/26/21		Radiello	1,1-Dichloroethane	<	0.000039	0.16	
VI-B511-R146-01	7/26/21		Radiello	1,1-Dichloroethene	<	0.00013	0.52	
VI-B511-R146-01	7/26/21		Radiello	1,2-Dichloroethane	<	0.000032	0.13	
VI-B511-R146-01	7/26/21		Radiello	Carbon tetrachloride		0.000051	0.32	
VI-B511-R146-01	7/26/21		Radiello	Chloroform		0.000039	0.19	
VI-B511-R146-01	7/26/21		Radiello	Tetrachloroethene	<	0.000025	0.17	E
VI-B511-R146-01	7/26/21		Radiello	Trichloroethene	<	0.000027	0.15	E
VI-B511-R146-01	7/26/21		Radiello	cis-1,2-Dichloroethene	<	0.00004	0.16	
VI-B511-R146-01	7/26/21		Radiello	trans-1,2-Dichloroethene		0.00019	0.75	
VI-B511-R148-01	1/25/21		Radiello	1,1,1-Trichloroethane	<	0.000029	0.16	
VI-B511-R148-01	1/25/21		Radiello	1,1,2-Trichloroethane	<	0.000028	0.15	
VI-B511-R148-01	1/25/21		Radiello	1,1-Dichloroethane	<	0.000039	0.16	
VI-B511-R148-01	1/25/21		Radiello	1,1-Dichloroethene	<	0.00013	0.52	
VI-B511-R148-01	1/25/21		Radiello	1,2-Dichloroethane	<	0.000032	0.13	E
VI-B511-R148-01	1/25/21		Radiello	Carbon tetrachloride		0.000045	0.28	
VI-B511-R148-01	1/25/21		Radiello	Chloroform	<	0.000027	0.13	E
VI-B511-R148-01	1/25/21		Radiello	Tetrachloroethene	<	0.000025	0.17	
VI-B511-R148-01	1/25/21		Radiello	Trichloroethene	<	0.000027	0.15	
VI-B511-R148-01	1/25/21		Radiello	cis-1,2-Dichloroethene	<	0.00004	0.16	
VI-B511-R148-01	1/25/21		Radiello	trans-1,2-Dichloroethene	<	0.000084	0.33	
VI-B511-R148-01	7/26/21		Radiello	1,1,1-Trichloroethane	<	0.000029	0.16	E
VI-B511-R148-01	7/26/21		Radiello	1,1,2-Trichloroethane	<	0.000028	0.15	
VI-B511-R148-01	7/26/21		Radiello	1,1-Dichloroethane	<	0.000039	0.16	
VI-B511-R148-01	7/26/21		Radiello	1,1-Dichloroethene	<	0.00013	0.52	
VI-B511-R148-01	7/26/21		Radiello	1,2-Dichloroethane	<	0.000032	0.13	
VI-B511-R148-01	7/26/21		Radiello	Carbon tetrachloride		0.000049	0.31	
VI-B511-R148-01	7/26/21		Radiello	Chloroform	<	0.000027	0.13	E
VI-B511-R148-01	7/26/21		Radiello	Tetrachloroethene	<	0.000025	0.17	
VI-B511-R148-01	7/26/21		Radiello	Trichloroethene	<	0.000027	0.15	
VI-B511-R148-01	7/26/21		Radiello	cis-1,2-Dichloroethene	<	0.00004	0.16	
VI-B511-R148-01	7/26/21		Radiello	trans-1,2-Dichloroethene		0.000086	0.34	
VI-B511-R151A-01	1/25/21		Radiello	1,1,1-Trichloroethane	<	0.00003	0.16	E
VI-B511-R151A-01	1/25/21		Radiello	1,1,2-Trichloroethane	<	0.000028	0.15	
VI-B511-R151A-01	1/25/21		Radiello	1,1-Dichloroethane	<	0.000039	0.16	

Attachment 2. Table 6. Vapor intrusion analytical data, Livermore Site, 2021.

Location	Date	Sample Type	Sample Method	Parameter	LOS Indicator	Result in PPM(V/V)	Result in µg/m^3	QA Flag
VI-B511-R151A-01	1/25/21		Radiello	1,1-Dichloroethene	<	0.00013	0.52	
VI-B511-R151A-01	1/25/21		Radiello	1,2-Dichloroethane	<	0.000032	0.13	E
VI-B511-R151A-01	1/25/21		Radiello	Carbon tetrachloride		0.00004	0.25	
VI-B511-R151A-01	1/25/21		Radiello	Chloroform	<	0.000027	0.13	E
VI-B511-R151A-01	1/25/21		Radiello	Tetrachloroethene	<	0.000025	0.17	
VI-B511-R151A-01	1/25/21		Radiello	Trichloroethene	<	0.000027	0.15	E
VI-B511-R151A-01	1/25/21		Radiello	cis-1,2-Dichloroethene	<	0.00004	0.16	
VI-B511-R151A-01	1/25/21		Radiello	trans-1,2-Dichloroethene	<	0.000084	0.33	
VI-B511-R151A-01	7/26/21		Radiello	1,1,1-Trichloroethane		0.000037	0.20	
VI-B511-R151A-01	7/26/21		Radiello	1,1,2-Trichloroethane	<	0.000027	0.15	
VI-B511-R151A-01	7/26/21		Radiello	1,1-Dichloroethane	<	0.000039	0.16	
VI-B511-R151A-01	7/26/21		Radiello	1,1-Dichloroethene	<	0.00013	0.52	
VI-B511-R151A-01	7/26/21		Radiello	1,2-Dichloroethane	<	0.000032	0.13	
VI-B511-R151A-01	7/26/21		Radiello	Carbon tetrachloride		0.000043	0.27	
VI-B511-R151A-01	7/26/21		Radiello	Chloroform		0.000029	0.14	
VI-B511-R151A-01	7/26/21		Radiello	Tetrachloroethene	<	0.000025	0.17	E
VI-B511-R151A-01	7/26/21		Radiello	Trichloroethene	<	0.000026	0.14	E
VI-B511-R151A-01	7/26/21		Radiello	cis-1,2-Dichloroethene	<	0.00004	0.16	
VI-B511-R151A-01	7/26/21		Radiello	trans-1,2-Dichloroethene	<	0.000083	0.33	E
VI-B511-R158-01	1/25/21		Radiello	1,1,1-Trichloroethane	<	0.000029	0.16	E
VI-B511-R158-01	1/25/21		Radiello	1,1,2-Trichloroethane	<	0.000027	0.15	
VI-B511-R158-01	1/25/21		Radiello	1,1-Dichloroethane	<	0.000039	0.16	
VI-B511-R158-01	1/25/21		Radiello	1,1-Dichloroethene	<	0.00013	0.52	
VI-B511-R158-01	1/25/21		Radiello	1,2-Dichloroethane	<	0.000032	0.13	E
VI-B511-R158-01	1/25/21		Radiello	Carbon tetrachloride		0.000052	0.33	
VI-B511-R158-01	1/25/21		Radiello	Chloroform	<	0.000027	0.13	E
VI-B511-R158-01	1/25/21		Radiello	Tetrachloroethene	<	0.000025	0.17	
VI-B511-R158-01	1/25/21		Radiello	Trichloroethene	<	0.000027	0.15	E
VI-B511-R158-01	1/25/21		Radiello	cis-1,2-Dichloroethene	<	0.00004	0.16	
VI-B511-R158-01	1/25/21		Radiello	trans-1,2-Dichloroethene	<	0.000083	0.33	E
VI-B511-R158-01	7/26/21		Radiello	1,1,1-Trichloroethane		0.000076	0.41	
VI-B511-R158-01	7/26/21		Radiello	1,1,2-Trichloroethane	<	0.000027	0.15	
VI-B511-R158-01	7/26/21		Radiello	1,1-Dichloroethane	<	0.000038	0.15	
VI-B511-R158-01	7/26/21		Radiello	1,1-Dichloroethene	<	0.00013	0.52	
VI-B511-R158-01	7/26/21		Radiello	1,2-Dichloroethane	<	0.000032	0.13	
VI-B511-R158-01	7/26/21		Radiello	Carbon tetrachloride		0.000048	0.30	
VI-B511-R158-01	7/26/21		Radiello	Chloroform	<	0.000027	0.13	E
VI-B511-R158-01	7/26/21		Radiello	Tetrachloroethene	<	0.000024	0.16	E
VI-B511-R158-01	7/26/21		Radiello	Trichloroethene	<	0.000026	0.14	E
VI-B511-R158-01	7/26/21		Radiello	cis-1,2-Dichloroethene	<	0.00004	0.16	
VI-B511-R158-01	7/26/21		Radiello	trans-1,2-Dichloroethene	<	0.000083	0.33	E
VI-B511-R211-PTH-01	1/25/21		Radiello	1,1,1-Trichloroethane	<	0.000029	0.16	E
VI-B511-R211-PTH-01	1/25/21		Radiello	1,1,2-Trichloroethane	<	0.000027	0.15	
VI-B511-R211-PTH-01	1/25/21		Radiello	1,1-Dichloroethane	<	0.000038	0.15	
VI-B511-R211-PTH-01	1/25/21		Radiello	1,1-Dichloroethene	<	0.00013	0.52	
VI-B511-R211-PTH-01	1/25/21		Radiello	1,2-Dichloroethane	<	0.000032	0.13	E
VI-B511-R211-PTH-01	1/25/21		Radiello	Carbon tetrachloride		0.000043	0.27	
VI-B511-R211-PTH-01	1/25/21		Radiello	Chloroform	<	0.000027	0.13	E
VI-B511-R211-PTH-01	1/25/21		Radiello	Tetrachloroethene	<	0.000024	0.16	
VI-B511-R211-PTH-01	1/25/21		Radiello	Trichloroethene	<	0.000026	0.14	E
VI-B511-R211-PTH-01	1/25/21		Radiello	cis-1,2-Dichloroethene	<	0.00004	0.16	
VI-B511-R211-PTH-01	1/25/21		Radiello	trans-1,2-Dichloroethene	<	0.000083	0.33	
VI-B511-R211-PTH-01	7/26/21		Radiello	1,1,1-Trichloroethane	<	0.000029	0.16	E
VI-B511-R211-PTH-01	7/26/21		Radiello	1,1,2-Trichloroethane	<	0.000027	0.15	
VI-B511-R211-PTH-01	7/26/21		Radiello	1,1-Dichloroethane	<	0.000039	0.16	
VI-B511-R211-PTH-01	7/26/21		Radiello	1,1-Dichloroethene	<	0.00013	0.52	
VI-B511-R211-PTH-01	7/26/21		Radiello	1,2-Dichloroethane	<	0.000032	0.13	
VI-B511-R211-PTH-01	7/26/21		Radiello	Carbon tetrachloride		0.000044	0.28	
VI-B511-R211-PTH-01	7/26/21		Radiello	Chloroform	<	0.000027	0.13	E
VI-B511-R211-PTH-01	7/26/21		Radiello	Tetrachloroethene	<	0.000025	0.17	E

Attachment 2. Table 6. Vapor intrusion analytical data, Livermore Site, 2021.

Location	Date	Sample Type	Sample Method	Parameter	LOS Indicator	Result in PPM(V/V)	Result in µg/m^3	QA Flag
VI-B511-R211-PTH-01	7/26/21		Radiello	Trichloroethene	<	0.000026	0.14	
VI-B511-R211-PTH-01	7/26/21		Radiello	cis-1,2-Dichloroethene	<	0.00004	0.16	
VI-B511-R211-PTH-01	7/26/21		Radiello	trans-1,2-Dichloroethene	<	0.000083	0.33	
VI-B515-R101-01	2/9/21		Radiello	1,1,1-Trichloroethane	<	0.00003	0.16	
VI-B515-R101-01	2/9/21		Radiello	1,1,2-Trichloroethane	<	0.000028	0.15	
VI-B515-R101-01	2/9/21		Radiello	1,1-Dichloroethane	<	0.000039	0.16	
VI-B515-R101-01	2/9/21		Radiello	1,1-Dichloroethene	<	0.00013	0.52	
VI-B515-R101-01	2/9/21		Radiello	1,2-Dichloroethane	<	0.000032	0.13	E
VI-B515-R101-01	2/9/21		Radiello	Carbon tetrachloride		0.000042	0.26	
VI-B515-R101-01	2/9/21		Radiello	Chloroform	<	0.000027	0.13	E
VI-B515-R101-01	2/9/21		Radiello	Tetrachloroethene	<	0.000025	0.17	
VI-B515-R101-01	2/9/21		Radiello	Trichloroethene	<	0.000027	0.15	
VI-B515-R101-01	2/9/21		Radiello	cis-1,2-Dichloroethene	<	0.000041	0.16	
VI-B515-R101-01	2/9/21		Radiello	trans-1,2-Dichloroethene	<	0.000084	0.33	
VI-B515-R101-01	8/10/21		Radiello	1,1,1-Trichloroethane	<	0.000029	0.16	
VI-B515-R101-01	8/10/21		Radiello	1,1,2-Trichloroethane	<	0.000027	0.15	
VI-B515-R101-01	8/10/21		Radiello	1,1-Dichloroethane	<	0.000038	0.15	
VI-B515-R101-01	8/10/21		Radiello	1,1-Dichloroethene	<	0.00013	0.52	
VI-B515-R101-01	8/10/21		Radiello	1,2-Dichloroethane	<	0.000031	0.13	E
VI-B515-R101-01	8/10/21		Radiello	Carbon tetrachloride		0.000045	0.28	
VI-B515-R101-01	8/10/21		Radiello	Chloroform	<	0.000026	0.13	E
VI-B515-R101-01	8/10/21		Radiello	Tetrachloroethene	<	0.000024	0.16	
VI-B515-R101-01	8/10/21		Radiello	Trichloroethene	<	0.000026	0.14	
VI-B515-R101-01	8/10/21		Radiello	cis-1,2-Dichloroethene	<	0.000039	0.15	
VI-B515-R101-01	8/10/21		Radiello	trans-1,2-Dichloroethene	<	0.000081	0.32	
VI-B515-R111-01	2/9/21		Radiello	1,1,1-Trichloroethane	<	0.000029	0.16	
VI-B515-R111-01	2/9/21		Radiello	1,1,2-Trichloroethane	<	0.000028	0.15	
VI-B515-R111-01	2/9/21		Radiello	1,1-Dichloroethane	<	0.000039	0.16	
VI-B515-R111-01	2/9/21		Radiello	1,1-Dichloroethene	<	0.00013	0.52	
VI-B515-R111-01	2/9/21		Radiello	1,2-Dichloroethane	<	0.000032	0.13	E
VI-B515-R111-01	2/9/21		Radiello	Carbon tetrachloride		0.000041	0.26	
VI-B515-R111-01	2/9/21		Radiello	Chloroform	<	0.000027	0.13	E
VI-B515-R111-01	2/9/21		Radiello	Tetrachloroethene	<	0.000025	0.17	
VI-B515-R111-01	2/9/21		Radiello	Trichloroethene	<	0.000027	0.15	
VI-B515-R111-01	2/9/21		Radiello	cis-1,2-Dichloroethene	<	0.00004	0.16	
VI-B515-R111-01	2/9/21		Radiello	trans-1,2-Dichloroethene	<	0.000084	0.33	
VI-B515-R111-01	9/7/21		Radiello	1,1,1-Trichloroethane	<	0.00003	0.16	
VI-B515-R111-01	9/7/21		Radiello	1,1,2-Trichloroethane	<	0.000028	0.15	
VI-B515-R111-01	9/7/21		Radiello	1,1-Dichloroethane	<	0.000039	0.16	
VI-B515-R111-01	9/7/21		Radiello	1,1-Dichloroethene	<	0.00013	0.52	
VI-B515-R111-01	9/7/21		Radiello	1,2-Dichloroethane	<	0.000032	0.13	E
VI-B515-R111-01	9/7/21		Radiello	Carbon tetrachloride		0.000041	0.26	
VI-B515-R111-01	9/7/21		Radiello	Chloroform	<	0.000027	0.13	E
VI-B515-R111-01	9/7/21		Radiello	Tetrachloroethene	<	0.000025	0.17	E
VI-B515-R111-01	9/7/21		Radiello	Trichloroethene	<	0.000027	0.15	
VI-B515-R111-01	9/7/21		Radiello	cis-1,2-Dichloroethene	<	0.00004	0.16	
VI-B515-R111-01	9/7/21		Radiello	trans-1,2-Dichloroethene	<	0.000084	0.33	
VI-B516-R109B-01	1/12/21		Radiello	1,1,1-Trichloroethane	<	0.000029	0.16	
VI-B516-R109B-01	1/12/21		Radiello	1,1,2-Trichloroethane	<	0.000027	0.15	
VI-B516-R109B-01	1/12/21		Radiello	1,1-Dichloroethane	<	0.000038	0.15	
VI-B516-R109B-01	1/12/21		Radiello	1,1-Dichloroethene	<	0.00013	0.52	
VI-B516-R109B-01	1/12/21		Radiello	1,2-Dichloroethane	<	0.000032	0.13	E
VI-B516-R109B-01	1/12/21		Radiello	Carbon tetrachloride		0.000044	0.28	
VI-B516-R109B-01	1/12/21		Radiello	Chloroform	<	0.000027	0.13	E
VI-B516-R109B-01	1/12/21		Radiello	Tetrachloroethene		0.00005	0.34	
VI-B516-R109B-01	1/12/21		Radiello	Trichloroethene		0.000029	0.16	
VI-B516-R109B-01	1/12/21		Radiello	cis-1,2-Dichloroethene	<	0.00004	0.16	
VI-B516-R109B-01	1/12/21		Radiello	trans-1,2-Dichloroethene	<	0.000083	0.33	
VI-B516-R109B-01	7/12/21		Radiello	1,1,1-Trichloroethane	<	0.000029	0.16	
VI-B516-R109B-01	7/12/21		Radiello	1,1,2-Trichloroethane	<	0.000028	0.15	

Attachment 2. Table 6. Vapor intrusion analytical data, Livermore Site, 2021.

Location	Date	Sample Type	Sample Method	Parameter	LOS Indicator	Result in PPM(V/V)	Result in µg/m^3	QA Flag
VI-B516-R109B-01	7/12/21		Radiello	1,1-Dichloroethane	<	0.000039	0.16	
VI-B516-R109B-01	7/12/21		Radiello	1,1-Dichloroethene	<	0.00013	0.52	
VI-B516-R109B-01	7/12/21		Radiello	1,2-Dichloroethane	<	0.000032	0.13	E
VI-B516-R109B-01	7/12/21		Radiello	Carbon tetrachloride		0.000043	0.27	
VI-B516-R109B-01	7/12/21		Radiello	Chloroform	<	0.000027	0.13	E
VI-B516-R109B-01	7/12/21		Radiello	Tetrachloroethene		0.000077	0.52	
VI-B516-R109B-01	7/12/21		Radiello	Trichloroethene		0.000043	0.23	
VI-B516-R109B-01	7/12/21		Radiello	cis-1,2-Dichloroethene	<	0.00004	0.16	
VI-B516-R109B-01	7/12/21		Radiello	trans-1,2-Dichloroethene	<	0.000084	0.33	
VI-B516-R133-01	1/12/21		Radiello	1,1,1-Trichloroethane	<	0.000029	0.16	
VI-B516-R133-01	1/12/21		Radiello	1,1,2-Trichloroethane	<	0.000028	0.15	
VI-B516-R133-01	1/12/21		Radiello	1,1-Dichloroethane	<	0.000039	0.16	
VI-B516-R133-01	1/12/21		Radiello	1,1-Dichloroethene	<	0.00013	0.52	
VI-B516-R133-01	1/12/21		Radiello	1,2-Dichloroethane	<	0.000032	0.13	E
VI-B516-R133-01	1/12/21		Radiello	Carbon tetrachloride		0.000043	0.27	
VI-B516-R133-01	1/12/21		Radiello	Chloroform		0.000056	0.27	
VI-B516-R133-01	1/12/21		Radiello	Tetrachloroethene		0.00019	1.29	
VI-B516-R133-01	1/12/21		Radiello	Trichloroethene		0.000095	0.51	
VI-B516-R133-01	1/12/21		Radiello	cis-1,2-Dichloroethene	<	0.00004	0.16	
VI-B516-R133-01	1/12/21		Radiello	trans-1,2-Dichloroethene	<	0.000084	0.33	
VI-B516-R133-01	7/12/21		Radiello	1,1,1-Trichloroethane	<	0.000029	0.16	E
VI-B516-R133-01	7/12/21		Radiello	1,1,2-Trichloroethane	<	0.000027	0.15	
VI-B516-R133-01	7/12/21		Radiello	1,1-Dichloroethane	<	0.000039	0.16	
VI-B516-R133-01	7/12/21		Radiello	1,1-Dichloroethene	<	0.00013	0.52	
VI-B516-R133-01	7/12/21		Radiello	1,2-Dichloroethane	<	0.000032	0.13	
VI-B516-R133-01	7/12/21		Radiello	Carbon tetrachloride		0.000046	0.29	
VI-B516-R133-01	7/12/21		Radiello	Chloroform		0.000044	0.21	
VI-B516-R133-01	7/12/21		Radiello	Tetrachloroethene	<	0.000025	0.17	E
VI-B516-R133-01	7/12/21		Radiello	Trichloroethene	<	0.000027	0.15	
VI-B516-R133-01	7/12/21		Radiello	cis-1,2-Dichloroethene	<	0.00004	0.16	
VI-B516-R133-01	7/12/21		Radiello	trans-1,2-Dichloroethene	<	0.000083	0.33	
VI-B517-CORR3-01	1/12/21		Radiello	1,1,1-Trichloroethane	<	0.000029	0.16	
VI-B517-CORR3-01	1/12/21		Radiello	1,1,2-Trichloroethane	<	0.000028	0.15	
VI-B517-CORR3-01	1/12/21		Radiello	1,1-Dichloroethane	<	0.000039	0.16	
VI-B517-CORR3-01	1/12/21		Radiello	1,1-Dichloroethene	<	0.00013	0.52	
VI-B517-CORR3-01	1/12/21		Radiello	1,2-Dichloroethane	<	0.000032	0.13	E
VI-B517-CORR3-01	1/12/21		Radiello	Carbon tetrachloride		0.000052	0.33	
VI-B517-CORR3-01	1/12/21		Radiello	Chloroform	<	0.000027	0.13	E
VI-B517-CORR3-01	1/12/21		Radiello	Tetrachloroethene		0.000034	0.23	
VI-B517-CORR3-01	1/12/21		Radiello	Trichloroethene		0.00011	0.59	
VI-B517-CORR3-01	1/12/21		Radiello	cis-1,2-Dichloroethene	<	0.00004	0.16	
VI-B517-CORR3-01	1/12/21		Radiello	trans-1,2-Dichloroethene	<	0.000083	0.33	
VI-B517-CORR3-01	7/12/21		Radiello	1,1,1-Trichloroethane	<	0.000029	0.16	
VI-B517-CORR3-01	7/12/21		Radiello	1,1,2-Trichloroethane	<	0.000028	0.15	
VI-B517-CORR3-01	7/12/21		Radiello	1,1-Dichloroethane	<	0.000039	0.16	
VI-B517-CORR3-01	7/12/21		Radiello	1,1-Dichloroethene	<	0.00013	0.52	
VI-B517-CORR3-01	7/12/21		Radiello	1,2-Dichloroethane	<	0.000032	0.13	E
VI-B517-CORR3-01	7/12/21		Radiello	Carbon tetrachloride		0.000044	0.28	
VI-B517-CORR3-01	7/12/21		Radiello	Chloroform	<	0.000027	0.13	E
VI-B517-CORR3-01	7/12/21		Radiello	Tetrachloroethene		0.000038	0.26	
VI-B517-CORR3-01	7/12/21		Radiello	Trichloroethene		0.00014	0.75	
VI-B517-CORR3-01	7/12/21		Radiello	cis-1,2-Dichloroethene	<	0.00004	0.16	
VI-B517-CORR3-01	7/12/21		Radiello	trans-1,2-Dichloroethene	<	0.000084	0.33	
VI-B517-R1004-01	1/12/21		Radiello	1,1,1-Trichloroethane	<	0.000029	0.16	
VI-B517-R1004-01	1/12/21		Radiello	1,1,2-Trichloroethane	<	0.000028	0.15	
VI-B517-R1004-01	1/12/21		Radiello	1,1-Dichloroethane	<	0.000039	0.16	
VI-B517-R1004-01	1/12/21		Radiello	1,1-Dichloroethene	<	0.00013	0.52	
VI-B517-R1004-01	1/12/21		Radiello	1,2-Dichloroethane	<	0.000032	0.13	E
VI-B517-R1004-01	1/12/21		Radiello	Carbon tetrachloride		0.000048	0.30	
VI-B517-R1004-01	1/12/21		Radiello	Chloroform	<	0.000027	0.13	E

Attachment 2. Table 6. Vapor intrusion analytical data, Livermore Site, 2021.

Location	Date	Sample Type	Sample Method	Parameter	LOS Indicator	Result in PPM(V/V)	Result in µg/m^3	QA Flag
VI-B517-R1004-01	1/12/21		Radiello	Tetrachloroethene	<	0.000025	0.17	E
VI-B517-R1004-01	1/12/21		Radiello	Trichloroethene	<	0.000027	0.15	E
VI-B517-R1004-01	1/12/21		Radiello	cis-1,2-Dichloroethene	<	0.00004	0.16	
VI-B517-R1004-01	1/12/21		Radiello	trans-1,2-Dichloroethene	<	0.000084	0.33	
VI-B517-R1004-01	7/12/21		Radiello	1,1,1-Trichloroethane	<	0.000029	0.16	
VI-B517-R1004-01	7/12/21		Radiello	1,1,2-Trichloroethane	<	0.000028	0.15	
VI-B517-R1004-01	7/12/21		Radiello	1,1-Dichloroethane	<	0.000039	0.16	
VI-B517-R1004-01	7/12/21		Radiello	1,1-Dichloroethene	<	0.00013	0.52	
VI-B517-R1004-01	7/12/21		Radiello	1,2-Dichloroethane	<	0.000032	0.13	E
VI-B517-R1004-01	7/12/21		Radiello	Carbon tetrachloride		0.00005	0.31	
VI-B517-R1004-01	7/12/21		Radiello	Chloroform	<	0.000027	0.13	E
VI-B517-R1004-01	7/12/21		Radiello	Tetrachloroethene	<	0.000025	0.17	E
VI-B517-R1004-01	7/12/21		Radiello	Trichloroethene		0.000028	0.15	
VI-B517-R1004-01	7/12/21		Radiello	cis-1,2-Dichloroethene	<	0.00004	0.16	
VI-B517-R1004-01	7/12/21		Radiello	trans-1,2-Dichloroethene	<	0.000084	0.33	
VI-B517-R1136-01	1/12/21		Radiello	1,1,1-Trichloroethane	<	0.000029	0.16	
VI-B517-R1136-01	1/12/21		Radiello	1,1,2-Trichloroethane	<	0.000028	0.15	
VI-B517-R1136-01	1/12/21		Radiello	1,1-Dichloroethane	<	0.000039	0.16	
VI-B517-R1136-01	1/12/21		Radiello	1,1-Dichloroethene	<	0.00013	0.52	
VI-B517-R1136-01	1/12/21		Radiello	1,2-Dichloroethane	<	0.000032	0.13	E
VI-B517-R1136-01	1/12/21		Radiello	Carbon tetrachloride		0.000044	0.28	
VI-B517-R1136-01	1/12/21		Radiello	Chloroform		0.000029	0.14	
VI-B517-R1136-01	1/12/21		Radiello	Tetrachloroethene	<	0.000025	0.17	E
VI-B517-R1136-01	1/12/21		Radiello	Trichloroethene		0.000061	0.33	
VI-B517-R1136-01	1/12/21		Radiello	cis-1,2-Dichloroethene	<	0.00004	0.16	
VI-B517-R1136-01	1/12/21		Radiello	trans-1,2-Dichloroethene	<	0.000083	0.33	
VI-B517-R1136-01	7/12/21		Radiello	1,1,1-Trichloroethane	<	0.00003	0.16	
VI-B517-R1136-01	7/12/21		Radiello	1,1,2-Trichloroethane	<	0.000028	0.15	
VI-B517-R1136-01	7/12/21		Radiello	1,1-Dichloroethane	<	0.000039	0.16	
VI-B517-R1136-01	7/12/21		Radiello	1,1-Dichloroethene	<	0.00013	0.52	
VI-B517-R1136-01	7/12/21		Radiello	1,2-Dichloroethane	<	0.000032	0.13	E
VI-B517-R1136-01	7/12/21		Radiello	Carbon tetrachloride		0.000043	0.27	
VI-B517-R1136-01	7/12/21		Radiello	Chloroform		0.000065	0.32	
VI-B517-R1136-01	7/12/21		Radiello	Tetrachloroethene		0.000038	0.26	
VI-B517-R1136-01	7/12/21		Radiello	Trichloroethene		0.00014	0.75	
VI-B517-R1136-01	7/12/21		Radiello	cis-1,2-Dichloroethene	<	0.00004	0.16	
VI-B517-R1136-01	7/12/21		Radiello	trans-1,2-Dichloroethene	<	0.000084	0.33	
VI-B519-OTHER-001	11/4/21		Radiello	1,1,1-Trichloroethane		0.000035	0.19	
VI-B519-OTHER-001	11/4/21		Radiello	1,1,2-Trichloroethane	<	0.000028	0.15	
VI-B519-OTHER-001	11/4/21		Radiello	1,1-Dichloroethane	<	0.000039	0.16	
VI-B519-OTHER-001	11/4/21		Radiello	1,1-Dichloroethene	<	0.00013	0.52	
VI-B519-OTHER-001	11/4/21		Radiello	1,2-Dichloroethane	<	0.000032	0.13	E
VI-B519-OTHER-001	11/4/21		Radiello	Carbon tetrachloride	<	0.000023	0.14	E
VI-B519-OTHER-001	11/4/21		Radiello	Chloroform	<	0.000027	0.13	
VI-B519-OTHER-001	11/4/21		Radiello	Tetrachloroethene	<	0.000025	0.17	
VI-B519-OTHER-001	11/4/21		Radiello	Trichloroethene	<	0.000027	0.15	
VI-B519-OTHER-001	11/4/21		Radiello	cis-1,2-Dichloroethene	<	0.00004	0.16	
VI-B519-OTHER-001	11/4/21		Radiello	trans-1,2-Dichloroethene	<	0.000083	0.33	
VI-B519-OTHER-001	11/4/21		Radiello	1,1,1-Trichloroethane	<	0.000029	0.16	
VI-B519-OTHER-001	11/4/21		Radiello	1,1,2-Trichloroethane	<	0.000028	0.15	
VI-B519-OTHER-001	11/4/21		Radiello	1,1-Dichloroethane	<	0.000039	0.16	
VI-B519-OTHER-001	11/4/21		Radiello	1,1-Dichloroethene	<	0.00013	0.52	
VI-B519-OTHER-001	11/4/21		Radiello	1,2-Dichloroethane	<	0.000032	0.13	
VI-B519-OTHER-001	11/4/21		Radiello	Carbon tetrachloride	<	0.000024	0.15	
VI-B519-OTHER-001	11/4/21		Radiello	Chloroform	<	0.000027	0.13	
VI-B519-OTHER-001	11/4/21		Radiello	Tetrachloroethene	<	0.000025	0.17	
VI-B519-OTHER-001	11/4/21		Radiello	Trichloroethene	<	0.000027	0.15	
VI-B519-OTHER-001	11/4/21		Radiello	cis-1,2-Dichloroethene	<	0.00004	0.16	
VI-B519-OTHER-001	11/4/21		Radiello	trans-1,2-Dichloroethene	<	0.000084	0.33	
VI-B519-OTHER-001	11/4/21		Radiello	1,1,1-Trichloroethane	<	0.000029	0.16	

Attachment 2. Table 6. Vapor intrusion analytical data, Livermore Site, 2021.

Location	Date	Sample Type	Sample Method	Parameter	LOS Indicator	Result in PPM(V/V)	Result in µg/m^3	QA Flag
VI-B519-OTHER-001	11/4/21		Radiello	1,1,2-Trichloroethane	<	0.000028	0.15	
VI-B519-OTHER-001	11/4/21		Radiello	1,1-Dichloroethane		0.000047	0.19	
VI-B519-OTHER-001	11/4/21		Radiello	1,1-Dichloroethene		0.022	87.21	
VI-B519-OTHER-001	11/4/21		Radiello	1,2-Dichloroethane	<	0.000032	0.13	
VI-B519-OTHER-001	11/4/21		Radiello	Carbon tetrachloride		0.28	1761.03	
VI-B519-OTHER-001	11/4/21		Radiello	Chloroform		0.087	424.79	
VI-B519-OTHER-001	11/4/21		Radiello	Tetrachloroethene	<	0.000025	0.17	E
VI-B519-OTHER-001	11/4/21		Radiello	Trichloroethene	<	0.000027	0.15	E
VI-B519-OTHER-001	11/4/21		Radiello	cis-1,2-Dichloroethene	<	0.00004	0.16	
VI-B519-OTHER-001	11/4/21		Radiello	trans-1,2-Dichloroethene	<	0.000084	0.33	
VI-B519-R104-01	2/9/21	DUP	Radiello	1,1,1-Trichloroethane		0.000055	0.30	
VI-B519-R104-01	2/9/21	DUP	Radiello	1,1,2-Trichloroethane	<	0.000027	0.15	
VI-B519-R104-01	2/9/21	DUP	Radiello	1,1-Dichloroethane	<	0.000039	0.16	
VI-B519-R104-01	2/9/21	DUP	Radiello	1,1-Dichloroethene	<	0.00013	0.52	
VI-B519-R104-01	2/9/21	DUP	Radiello	1,2-Dichloroethane	<	0.000032	0.13	E
VI-B519-R104-01	2/9/21	DUP	Radiello	Carbon tetrachloride		0.000039	0.25	
VI-B519-R104-01	2/9/21	DUP	Radiello	Chloroform		0.000038	0.19	
VI-B519-R104-01	2/9/21	DUP	Radiello	Tetrachloroethene	<	0.000025	0.17	
VI-B519-R104-01	2/9/21	DUP	Radiello	Trichloroethene	<	0.000027	0.15	
VI-B519-R104-01	2/9/21	DUP	Radiello	cis-1,2-Dichloroethene	<	0.00004	0.16	
VI-B519-R104-01	2/9/21	DUP	Radiello	trans-1,2-Dichloroethene	<	0.000083	0.33	
VI-B519-R104-01	2/9/21		Radiello	1,1,1-Trichloroethane		0.000056	0.31	
VI-B519-R104-01	2/9/21		Radiello	1,1,2-Trichloroethane	<	0.000027	0.15	
VI-B519-R104-01	2/9/21		Radiello	1,1-Dichloroethane	<	0.000039	0.16	
VI-B519-R104-01	2/9/21		Radiello	1,1-Dichloroethene	<	0.00013	0.52	
VI-B519-R104-01	2/9/21		Radiello	1,2-Dichloroethane	<	0.000032	0.13	E
VI-B519-R104-01	2/9/21		Radiello	Carbon tetrachloride		0.000039	0.25	
VI-B519-R104-01	2/9/21		Radiello	Chloroform		0.000037	0.18	
VI-B519-R104-01	2/9/21		Radiello	Tetrachloroethene	<	0.000025	0.17	
VI-B519-R104-01	2/9/21		Radiello	Trichloroethene	<	0.000027	0.15	
VI-B519-R104-01	2/9/21		Radiello	cis-1,2-Dichloroethene	<	0.00004	0.16	
VI-B519-R104-01	2/9/21		Radiello	trans-1,2-Dichloroethene	<	0.000083	0.33	
VI-B519-R104-01	8/10/21		Radiello	1,1,1-Trichloroethane		0.000071	0.39	
VI-B519-R104-01	8/10/21		Radiello	1,1,2-Trichloroethane	<	0.000027	0.15	
VI-B519-R104-01	8/10/21		Radiello	1,1-Dichloroethane	<	0.000038	0.15	
VI-B519-R104-01	8/10/21		Radiello	1,1-Dichloroethene	<	0.00013	0.52	
VI-B519-R104-01	8/10/21		Radiello	1,2-Dichloroethane	<	0.000031	0.13	E
VI-B519-R104-01	8/10/21		Radiello	Carbon tetrachloride		0.000045	0.28	
VI-B519-R104-01	8/10/21		Radiello	Chloroform		0.000042	0.21	
VI-B519-R104-01	8/10/21		Radiello	Tetrachloroethene	<	0.000024	0.16	
VI-B519-R104-01	8/10/21		Radiello	Trichloroethene	<	0.000026	0.14	
VI-B519-R104-01	8/10/21		Radiello	cis-1,2-Dichloroethene	<	0.00004	0.16	
VI-B519-R104-01	8/10/21		Radiello	trans-1,2-Dichloroethene	<	0.000082	0.33	
VI-B519-R104-01	8/10/21	DUP	Radiello	1,1,1-Trichloroethane		0.000059	0.32	
VI-B519-R104-01	8/10/21	DUP	Radiello	1,1,2-Trichloroethane	<	0.000027	0.15	
VI-B519-R104-01	8/10/21	DUP	Radiello	1,1-Dichloroethane	<	0.000038	0.15	
VI-B519-R104-01	8/10/21	DUP	Radiello	1,1-Dichloroethene	<	0.00013	0.52	
VI-B519-R104-01	8/10/21	DUP	Radiello	1,2-Dichloroethane	<	0.000031	0.13	E
VI-B519-R104-01	8/10/21	DUP	Radiello	Carbon tetrachloride		0.000042	0.26	
VI-B519-R104-01	8/10/21	DUP	Radiello	Chloroform		0.000034	0.17	
VI-B519-R104-01	8/10/21	DUP	Radiello	Tetrachloroethene	<	0.000024	0.16	
VI-B519-R104-01	8/10/21	DUP	Radiello	Trichloroethene	<	0.000026	0.14	
VI-B519-R104-01	8/10/21	DUP	Radiello	cis-1,2-Dichloroethene	<	0.00004	0.16	
VI-B519-R104-01	8/10/21	DUP	Radiello	trans-1,2-Dichloroethene	<	0.000082	0.33	
VI-B519-R110-01	2/9/21		Radiello	1,1,1-Trichloroethane		0.00016	0.87	
VI-B519-R110-01	2/9/21		Radiello	1,1,2-Trichloroethane	<	0.000028	0.15	
VI-B519-R110-01	2/9/21		Radiello	1,1-Dichloroethane	<	0.000039	0.16	
VI-B519-R110-01	2/9/21		Radiello	1,1-Dichloroethene	<	0.00013	0.52	
VI-B519-R110-01	2/9/21		Radiello	1,2-Dichloroethane	<	0.000032	0.13	E
VI-B519-R110-01	2/9/21		Radiello	Carbon tetrachloride		0.00005	0.31	

Attachment 2. Table 6. Vapor intrusion analytical data, Livermore Site, 2021.

Location	Date	Sample Type	Sample Method	Parameter	LOS Indicator	Result in PPM(V/V)	Result in µg/m^3	QA Flag
VI-B519-R110-01	2/9/21		Radiello	Chloroform	<	0.000027	0.13	E
VI-B519-R110-01	2/9/21		Radiello	Tetrachloroethene	<	0.000025	0.17	
VI-B519-R110-01	2/9/21		Radiello	Trichloroethene	<	0.000027	0.15	
VI-B519-R110-01	2/9/21		Radiello	cis-1,2-Dichloroethene	<	0.00004	0.16	
VI-B519-R110-01	2/9/21		Radiello	trans-1,2-Dichloroethene	<	0.000083	0.33	
VI-B519-R110-01	8/10/21		Radiello	1,1,1-Trichloroethane		0.00017	0.93	
VI-B519-R110-01	8/10/21		Radiello	1,1,2-Trichloroethane	<	0.000027	0.15	
VI-B519-R110-01	8/10/21		Radiello	1,1-Dichloroethane	<	0.000038	0.15	
VI-B519-R110-01	8/10/21		Radiello	1,1-Dichloroethene	<	0.00013	0.52	
VI-B519-R110-01	8/10/21		Radiello	1,2-Dichloroethane	<	0.000032	0.13	E
VI-B519-R110-01	8/10/21		Radiello	Carbon tetrachloride		0.000041	0.26	
VI-B519-R110-01	8/10/21		Radiello	Chloroform	<	0.000027	0.13	E
VI-B519-R110-01	8/10/21		Radiello	Tetrachloroethene	<	0.000024	0.16	
VI-B519-R110-01	8/10/21		Radiello	Trichloroethene	<	0.000026	0.14	
VI-B519-R110-01	8/10/21		Radiello	cis-1,2-Dichloroethene	<	0.00004	0.16	
VI-B519-R110-01	8/10/21		Radiello	trans-1,2-Dichloroethene	<	0.000083	0.33	
VI-B519-R110B-01	2/9/21		Radiello	1,1,1-Trichloroethane		0.0002	1.09	
VI-B519-R110B-01	2/9/21		Radiello	1,1,2-Trichloroethane	<	0.000027	0.15	
VI-B519-R110B-01	2/9/21		Radiello	1,1-Dichloroethane	<	0.000039	0.16	
VI-B519-R110B-01	2/9/21		Radiello	1,1-Dichloroethene	<	0.00013	0.52	
VI-B519-R110B-01	2/9/21		Radiello	1,2-Dichloroethane	<	0.000032	0.13	E
VI-B519-R110B-01	2/9/21		Radiello	Carbon tetrachloride		0.000046	0.29	
VI-B519-R110B-01	2/9/21		Radiello	Chloroform	<	0.000027	0.13	E
VI-B519-R110B-01	2/9/21		Radiello	Tetrachloroethene		0.000026	0.18	
VI-B519-R110B-01	2/9/21		Radiello	Trichloroethene	<	0.000027	0.15	
VI-B519-R110B-01	2/9/21		Radiello	cis-1,2-Dichloroethene	<	0.00004	0.16	
VI-B519-R110B-01	2/9/21		Radiello	trans-1,2-Dichloroethene	<	0.000083	0.33	
VI-B519-R110B-01	8/10/21		Radiello	1,1,1-Trichloroethane		0.00023	1.25	
VI-B519-R110B-01	8/10/21		Radiello	1,1,2-Trichloroethane	<	0.000027	0.15	
VI-B519-R110B-01	8/10/21		Radiello	1,1-Dichloroethane	<	0.000039	0.16	
VI-B519-R110B-01	8/10/21		Radiello	1,1-Dichloroethene	<	0.00013	0.52	
VI-B519-R110B-01	8/10/21		Radiello	1,2-Dichloroethane	<	0.000032	0.13	E
VI-B519-R110B-01	8/10/21		Radiello	Carbon tetrachloride		0.00004	0.25	
VI-B519-R110B-01	8/10/21		Radiello	Chloroform	<	0.000027	0.13	E
VI-B519-R110B-01	8/10/21		Radiello	Tetrachloroethene	<	0.000025	0.17	E
VI-B519-R110B-01	8/10/21		Radiello	Trichloroethene	<	0.000026	0.14	
VI-B519-R110B-01	8/10/21		Radiello	cis-1,2-Dichloroethene	<	0.00004	0.16	
VI-B519-R110B-01	8/10/21		Radiello	trans-1,2-Dichloroethene	<	0.000083	0.33	
VI-B519-R124-01	2/9/21		Radiello	1,1,1-Trichloroethane		0.00033	1.80	
VI-B519-R124-01	2/9/21		Radiello	1,1,2-Trichloroethane	<	0.000028	0.15	
VI-B519-R124-01	2/9/21		Radiello	1,1-Dichloroethane	<	0.000039	0.16	
VI-B519-R124-01	2/9/21		Radiello	1,1-Dichloroethene	<	0.00013	0.52	
VI-B519-R124-01	2/9/21		Radiello	1,2-Dichloroethane		0.0008	3.24	
VI-B519-R124-01	2/9/21		Radiello	Carbon tetrachloride		0.000047	0.30	
VI-B519-R124-01	2/9/21		Radiello	Chloroform		0.000034	0.17	
VI-B519-R124-01	2/9/21		Radiello	Tetrachloroethene	<	0.000025	0.17	
VI-B519-R124-01	2/9/21		Radiello	Trichloroethene	<	0.000027	0.15	
VI-B519-R124-01	2/9/21		Radiello	cis-1,2-Dichloroethene	<	0.00004	0.16	
VI-B519-R124-01	2/9/21		Radiello	trans-1,2-Dichloroethene	<	0.000083	0.33	
VI-B519-R124-01	8/10/21		Radiello	1,1,1-Trichloroethane		0.00038	2.07	
VI-B519-R124-01	8/10/21		Radiello	1,1,2-Trichloroethane	<	0.000027	0.15	
VI-B519-R124-01	8/10/21		Radiello	1,1-Dichloroethane	<	0.000038	0.15	
VI-B519-R124-01	8/10/21		Radiello	1,1-Dichloroethene	<	0.00013	0.52	
VI-B519-R124-01	8/10/21		Radiello	1,2-Dichloroethane		0.0023	9.31	
VI-B519-R124-01	8/10/21		Radiello	Carbon tetrachloride		0.00004	0.25	
VI-B519-R124-01	8/10/21		Radiello	Chloroform		0.000052	0.25	
VI-B519-R124-01	8/10/21		Radiello	Tetrachloroethene	<	0.000024	0.16	
VI-B519-R124-01	8/10/21		Radiello	Trichloroethene	<	0.000026	0.14	
VI-B519-R124-01	8/10/21		Radiello	cis-1,2-Dichloroethene	<	0.000039	0.15	
VI-B519-R124-01	8/10/21		Radiello	trans-1,2-Dichloroethene	<	0.000082	0.33	

Attachment 2. Table 6. Vapor intrusion analytical data, Livermore Site, 2021.

Location	Date	Sample Type	Sample Method	Parameter	LOS Indicator	Result in PPM(V/V)	Result in µg/m^3	QA Flag
VI-B519-R124-01	11/4/21		Radiello	1,1,1-Trichloroethane		0.00029	1.58	
VI-B519-R124-01	11/4/21		Radiello	1,1,2-Trichloroethane	<	0.000028	0.15	
VI-B519-R124-01	11/4/21		Radiello	1,1-Dichloroethane	<	0.000039	0.16	
VI-B519-R124-01	11/4/21		Radiello	1,1-Dichloroethene	<	0.00013	0.52	
VI-B519-R124-01	11/4/21		Radiello	1,2-Dichloroethane		0.00011	0.45	
VI-B519-R124-01	11/4/21		Radiello	Carbon tetrachloride		0.00004	0.25	
VI-B519-R124-01	11/4/21		Radiello	Chloroform		0.000038	0.19	
VI-B519-R124-01	11/4/21		Radiello	Tetrachloroethene	<	0.000025	0.17	E
VI-B519-R124-01	11/4/21		Radiello	Trichloroethene	<	0.000027	0.15	
VI-B519-R124-01	11/4/21		Radiello	cis-1,2-Dichloroethene	<	0.00004	0.16	
VI-B519-R124-01	11/4/21		Radiello	trans-1,2-Dichloroethene	<	0.000083	0.33	
VI-B519A-R100-01	1/12/21		Radiello	1,1,1-Trichloroethane	<	0.000029	0.16	
VI-B519A-R100-01	1/12/21		Radiello	1,1,2-Trichloroethane	<	0.000028	0.15	
VI-B519A-R100-01	1/12/21		Radiello	1,1-Dichloroethane	<	0.000039	0.16	
VI-B519A-R100-01	1/12/21		Radiello	1,1-Dichloroethene	<	0.00013	0.52	
VI-B519A-R100-01	1/12/21		Radiello	1,2-Dichloroethane	<	0.000032	0.13	E
VI-B519A-R100-01	1/12/21		Radiello	Carbon tetrachloride		0.000041	0.26	
VI-B519A-R100-01	1/12/21		Radiello	Chloroform	<	0.000027	0.13	E
VI-B519A-R100-01	1/12/21		Radiello	Tetrachloroethene	<	0.000025	0.17	E
VI-B519A-R100-01	1/12/21		Radiello	Trichloroethene	<	0.000027	0.15	E
VI-B519A-R100-01	1/12/21		Radiello	cis-1,2-Dichloroethene	<	0.00004	0.16	
VI-B519A-R100-01	1/12/21		Radiello	trans-1,2-Dichloroethene	<	0.000083	0.33	
VI-B519A-R100-01	7/12/21		Radiello	1,1,1-Trichloroethane	<	0.00003	0.16	
VI-B519A-R100-01	7/12/21		Radiello	1,1,2-Trichloroethane	<	0.000028	0.15	
VI-B519A-R100-01	7/12/21		Radiello	1,1-Dichloroethane	<	0.000039	0.16	
VI-B519A-R100-01	7/12/21		Radiello	1,1-Dichloroethene	<	0.00013	0.52	
VI-B519A-R100-01	7/12/21		Radiello	1,2-Dichloroethane	<	0.000032	0.13	E
VI-B519A-R100-01	7/12/21		Radiello	Carbon tetrachloride		0.000035	0.22	
VI-B519A-R100-01	7/12/21		Radiello	Chloroform	<	0.000027	0.13	E
VI-B519A-R100-01	7/12/21		Radiello	Tetrachloroethene		0.00003	0.20	
VI-B519A-R100-01	7/12/21		Radiello	Trichloroethene	<	0.000027	0.15	
VI-B519A-R100-01	7/12/21		Radiello	cis-1,2-Dichloroethene	<	0.00004	0.16	
VI-B519A-R100-01	7/12/21		Radiello	trans-1,2-Dichloroethene	<	0.000084	0.33	
VI-B523-R1000-01	2/9/21		Radiello	1,1,1-Trichloroethane	<	0.000029	0.16	
VI-B523-R1000-01	2/9/21		Radiello	1,1,2-Trichloroethane	<	0.000028	0.15	
VI-B523-R1000-01	2/9/21		Radiello	1,1-Dichloroethane	<	0.000039	0.16	
VI-B523-R1000-01	2/9/21		Radiello	1,1-Dichloroethene	<	0.00013	0.52	
VI-B523-R1000-01	2/9/21		Radiello	1,2-Dichloroethane	<	0.000032	0.13	E
VI-B523-R1000-01	2/9/21		Radiello	Carbon tetrachloride		0.000046	0.29	
VI-B523-R1000-01	2/9/21		Radiello	Chloroform	<	0.000027	0.13	E
VI-B523-R1000-01	2/9/21		Radiello	Tetrachloroethene	<	0.000025	0.17	
VI-B523-R1000-01	2/9/21		Radiello	Trichloroethene		0.000031	0.17	
VI-B523-R1000-01	2/9/21		Radiello	cis-1,2-Dichloroethene	<	0.00004	0.16	
VI-B523-R1000-01	2/9/21		Radiello	trans-1,2-Dichloroethene	<	0.000084	0.33	
VI-B523-R1000-01	8/10/21		Radiello	1,1,1-Trichloroethane	<	0.000029	0.16	
VI-B523-R1000-01	8/10/21		Radiello	1,1,2-Trichloroethane	<	0.000027	0.15	
VI-B523-R1000-01	8/10/21		Radiello	1,1-Dichloroethane	<	0.000038	0.15	
VI-B523-R1000-01	8/10/21		Radiello	1,1-Dichloroethene	<	0.00013	0.52	
VI-B523-R1000-01	8/10/21		Radiello	1,2-Dichloroethane		0.00004	0.16	
VI-B523-R1000-01	8/10/21		Radiello	Carbon tetrachloride		0.000041	0.26	
VI-B523-R1000-01	8/10/21		Radiello	Chloroform	<	0.000027	0.13	E
VI-B523-R1000-01	8/10/21		Radiello	Tetrachloroethene	<	0.000024	0.16	
VI-B523-R1000-01	8/10/21		Radiello	Trichloroethene		0.000041	0.22	
VI-B523-R1000-01	8/10/21		Radiello	cis-1,2-Dichloroethene	<	0.000039	0.15	
VI-B523-R1000-01	8/10/21		Radiello	trans-1,2-Dichloroethene	<	0.000082	0.33	
VI-B543-R1000-01	3/8/21		Radiello	1,1,1-Trichloroethane	<	0.00003	0.16	
VI-B543-R1000-01	3/8/21		Radiello	1,1,2-Trichloroethane	<	0.000028	0.15	
VI-B543-R1000-01	3/8/21		Radiello	1,1-Dichloroethane	<	0.000039	0.16	
VI-B543-R1000-01	3/8/21		Radiello	1,1-Dichloroethene	<	0.00013	0.52	
VI-B543-R1000-01	3/8/21		Radiello	1,2-Dichloroethane	<	0.000032	0.13	E

Attachment 2. Table 6. Vapor intrusion analytical data, Livermore Site, 2021.

Location	Date	Sample Type	Sample Method	Parameter	LOS Indicator	Result in PPM(V/V)	Result in µg/m^3	QA Flag
VI-B543-R1000-01	3/8/21		Radiello	Carbon tetrachloride		0.000042	0.26	
VI-B543-R1000-01	3/8/21		Radiello	Chloroform	<	0.000027	0.13	E
VI-B543-R1000-01	3/8/21		Radiello	Tetrachloroethene	<	0.000025	0.17	E
VI-B543-R1000-01	3/8/21		Radiello	Trichloroethene	<	0.000027	0.15	
VI-B543-R1000-01	3/8/21		Radiello	cis-1,2-Dichloroethene	<	0.00004	0.16	
VI-B543-R1000-01	3/8/21		Radiello	trans-1,2-Dichloroethene	<	0.000084	0.33	
VI-B543-R1000-01	9/7/21		Radiello	1,1,1-Trichloroethane	<	0.000029	0.16	
VI-B543-R1000-01	9/7/21		Radiello	1,1,2-Trichloroethane	<	0.000028	0.15	
VI-B543-R1000-01	9/7/21		Radiello	1,1-Dichloroethane	<	0.000039	0.16	
VI-B543-R1000-01	9/7/21		Radiello	1,1-Dichloroethene	<	0.00013	0.52	
VI-B543-R1000-01	9/7/21		Radiello	1,2-Dichloroethane	<	0.000032	0.13	E
VI-B543-R1000-01	9/7/21		Radiello	Carbon tetrachloride		0.000048	0.30	
VI-B543-R1000-01	9/7/21		Radiello	Chloroform	<	0.000027	0.13	E
VI-B543-R1000-01	9/7/21		Radiello	Tetrachloroethene	<	0.000025	0.17	E
VI-B543-R1000-01	9/7/21		Radiello	Trichloroethene	<	0.000027	0.15	
VI-B543-R1000-01	9/7/21		Radiello	cis-1,2-Dichloroethene	<	0.00004	0.16	
VI-B543-R1000-01	9/7/21		Radiello	trans-1,2-Dichloroethene	<	0.000083	0.33	
VI-B543-R1022-01	3/8/21		Radiello	1,1,1-Trichloroethane	<	0.00003	0.16	
VI-B543-R1022-01	3/8/21		Radiello	1,1,2-Trichloroethane	<	0.000028	0.15	
VI-B543-R1022-01	3/8/21		Radiello	1,1-Dichloroethane	<	0.000039	0.16	
VI-B543-R1022-01	3/8/21		Radiello	1,1-Dichloroethene	<	0.00013	0.52	
VI-B543-R1022-01	3/8/21		Radiello	1,2-Dichloroethane	<	0.000032	0.13	E
VI-B543-R1022-01	3/8/21		Radiello	Carbon tetrachloride		0.000045	0.28	
VI-B543-R1022-01	3/8/21		Radiello	Chloroform	<	0.000027	0.13	E
VI-B543-R1022-01	3/8/21		Radiello	Tetrachloroethene	<	0.000025	0.17	E
VI-B543-R1022-01	3/8/21		Radiello	Trichloroethene	<	0.000027	0.15	E
VI-B543-R1022-01	3/8/21		Radiello	cis-1,2-Dichloroethene	<	0.00004	0.16	
VI-B543-R1022-01	3/8/21		Radiello	trans-1,2-Dichloroethene	<	0.000084	0.33	
VI-B543-R1022-01	9/7/21		Radiello	1,1,1-Trichloroethane	<	0.00003	0.16	
VI-B543-R1022-01	9/7/21		Radiello	1,1,2-Trichloroethane	<	0.000028	0.15	
VI-B543-R1022-01	9/7/21		Radiello	1,1-Dichloroethane	<	0.000039	0.16	
VI-B543-R1022-01	9/7/21		Radiello	1,1-Dichloroethene	<	0.00013	0.52	
VI-B543-R1022-01	9/7/21		Radiello	1,2-Dichloroethane	<	0.000032	0.13	E
VI-B543-R1022-01	9/7/21		Radiello	Carbon tetrachloride		0.000052	0.33	
VI-B543-R1022-01	9/7/21		Radiello	Chloroform		0.00027	1.32	
VI-B543-R1022-01	9/7/21		Radiello	Tetrachloroethene	<	0.000025	0.17	E
VI-B543-R1022-01	9/7/21		Radiello	Trichloroethene	<	0.000027	0.15	E
VI-B543-R1022-01	9/7/21		Radiello	cis-1,2-Dichloroethene	<	0.00004	0.16	
VI-B543-R1022-01	9/7/21		Radiello	trans-1,2-Dichloroethene	<	0.000084	0.33	
VI-B543-R1047-01	3/8/21		Radiello	1,1,1-Trichloroethane	<	0.00003	0.16	
VI-B543-R1047-01	3/8/21		Radiello	1,1,2-Trichloroethane	<	0.000028	0.15	
VI-B543-R1047-01	3/8/21		Radiello	1,1-Dichloroethane	<	0.000039	0.16	
VI-B543-R1047-01	3/8/21		Radiello	1,1-Dichloroethene	<	0.00013	0.52	
VI-B543-R1047-01	3/8/21		Radiello	1,2-Dichloroethane	<	0.000032	0.13	E
VI-B543-R1047-01	3/8/21		Radiello	Carbon tetrachloride		0.000042	0.26	
VI-B543-R1047-01	3/8/21		Radiello	Chloroform	<	0.000027	0.13	E
VI-B543-R1047-01	3/8/21		Radiello	Tetrachloroethene	<	0.000025	0.17	E
VI-B543-R1047-01	3/8/21		Radiello	Trichloroethene	<	0.000027	0.15	
VI-B543-R1047-01	3/8/21		Radiello	cis-1,2-Dichloroethene	<	0.00004	0.16	
VI-B543-R1047-01	3/8/21		Radiello	trans-1,2-Dichloroethene	<	0.000084	0.33	
VI-B543-R1047-01	9/7/21		Radiello	1,1,1-Trichloroethane	<	0.00003	0.16	
VI-B543-R1047-01	9/7/21		Radiello	1,1,2-Trichloroethane	<	0.000028	0.15	
VI-B543-R1047-01	9/7/21		Radiello	1,1-Dichloroethane	<	0.000039	0.16	
VI-B543-R1047-01	9/7/21		Radiello	1,1-Dichloroethene	<	0.00013	0.52	
VI-B543-R1047-01	9/7/21		Radiello	1,2-Dichloroethane	<	0.000032	0.13	E
VI-B543-R1047-01	9/7/21		Radiello	Carbon tetrachloride		0.000045	0.28	
VI-B543-R1047-01	9/7/21		Radiello	Chloroform	<	0.000027	0.13	E
VI-B543-R1047-01	9/7/21		Radiello	Tetrachloroethene	<	0.000025	0.17	E
VI-B543-R1047-01	9/7/21		Radiello	Trichloroethene	<	0.000027	0.15	
VI-B543-R1047-01	9/7/21		Radiello	cis-1,2-Dichloroethene	<	0.00004	0.16	

Attachment 2. Table 6. Vapor intrusion analytical data, Livermore Site, 2021.

Location	Date	Sample Type	Sample Method	Parameter	LOS Indicator	Result in PPM(V/V)	Result in µg/m^3	QA Flag
VI-B543-R1047-01	9/7/21		Radiello	trans-1,2-Dichloroethene	<	0.000084	0.33	
VI-B543-R1057-01	3/8/21		Radiello	1,1,1-Trichloroethane	<	0.00003	0.16	
VI-B543-R1057-01	3/8/21		Radiello	1,1,2-Trichloroethane	<	0.000028	0.15	
VI-B543-R1057-01	3/8/21		Radiello	1,1-Dichloroethane	<	0.000039	0.16	
VI-B543-R1057-01	3/8/21		Radiello	1,1-Dichloroethene	<	0.00013	0.52	
VI-B543-R1057-01	3/8/21		Radiello	1,2-Dichloroethane	<	0.000032	0.13	E
VI-B543-R1057-01	3/8/21		Radiello	Carbon tetrachloride		0.000046	0.29	
VI-B543-R1057-01	3/8/21		Radiello	Chloroform	<	0.000027	0.13	E
VI-B543-R1057-01	3/8/21		Radiello	Tetrachloroethene	<	0.000025	0.17	E
VI-B543-R1057-01	3/8/21		Radiello	Trichloroethene	<	0.000027	0.15	
VI-B543-R1057-01	3/8/21		Radiello	cis-1,2-Dichloroethene	<	0.00004	0.16	
VI-B543-R1057-01	3/8/21		Radiello	trans-1,2-Dichloroethene	<	0.000084	0.33	
VI-B543-R1057-01	9/7/21		Radiello	1,1,1-Trichloroethane	<	0.00003	0.16	
VI-B543-R1057-01	9/7/21		Radiello	1,1,2-Trichloroethane	<	0.000028	0.15	
VI-B543-R1057-01	9/7/21		Radiello	1,1-Dichloroethane	<	0.000039	0.16	
VI-B543-R1057-01	9/7/21		Radiello	1,1-Dichloroethene	<	0.00013	0.52	
VI-B543-R1057-01	9/7/21		Radiello	1,2-Dichloroethane	<	0.000032	0.13	E
VI-B543-R1057-01	9/7/21		Radiello	Carbon tetrachloride		0.000042	0.26	
VI-B543-R1057-01	9/7/21		Radiello	Chloroform	<	0.000027	0.13	E
VI-B543-R1057-01	9/7/21		Radiello	Tetrachloroethene	<	0.000025	0.17	E
VI-B543-R1057-01	9/7/21		Radiello	Trichloroethene	<	0.000027	0.15	E
VI-B543-R1057-01	9/7/21		Radiello	cis-1,2-Dichloroethene	<	0.00004	0.16	
VI-B543-R1057-01	9/7/21		Radiello	trans-1,2-Dichloroethene	<	0.000084	0.33	
VI-B543-R1073-03	3/8/21		Radiello	1,1,1-Trichloroethane	<	0.000029	0.16	
VI-B543-R1073-03	3/8/21		Radiello	1,1,2-Trichloroethane	<	0.000028	0.15	
VI-B543-R1073-03	3/8/21		Radiello	1,1-Dichloroethane	<	0.000039	0.16	
VI-B543-R1073-03	3/8/21		Radiello	1,1-Dichloroethene	<	0.00013	0.52	
VI-B543-R1073-03	3/8/21		Radiello	1,2-Dichloroethane	<	0.000032	0.13	E
VI-B543-R1073-03	3/8/21		Radiello	Carbon tetrachloride		0.000044	0.28	
VI-B543-R1073-03	3/8/21		Radiello	Chloroform	<	0.000027	0.13	E
VI-B543-R1073-03	3/8/21		Radiello	Tetrachloroethene	<	0.000025	0.17	E
VI-B543-R1073-03	3/8/21		Radiello	Trichloroethene	<	0.000027	0.15	
VI-B543-R1073-03	3/8/21		Radiello	cis-1,2-Dichloroethene	<	0.00004	0.16	
VI-B543-R1073-03	3/8/21		Radiello	trans-1,2-Dichloroethene	<	0.000084	0.33	
VI-B543-R1073-03	9/7/21		Radiello	1,1,1-Trichloroethane	<	0.00003	0.16	
VI-B543-R1073-03	9/7/21		Radiello	1,1,2-Trichloroethane	<	0.000028	0.15	
VI-B543-R1073-03	9/7/21		Radiello	1,1-Dichloroethane	<	0.000039	0.16	
VI-B543-R1073-03	9/7/21		Radiello	1,1-Dichloroethene	<	0.00013	0.52	
VI-B543-R1073-03	9/7/21		Radiello	1,2-Dichloroethane	<	0.000032	0.13	E
VI-B543-R1073-03	9/7/21		Radiello	Carbon tetrachloride		0.000047	0.30	
VI-B543-R1073-03	9/7/21		Radiello	Chloroform	<	0.000027	0.13	E
VI-B543-R1073-03	9/7/21		Radiello	Tetrachloroethene	<	0.000025	0.17	E
VI-B543-R1073-03	9/7/21		Radiello	Trichloroethene	<	0.000027	0.15	
VI-B543-R1073-03	9/7/21		Radiello	cis-1,2-Dichloroethene	<	0.00004	0.16	
VI-B543-R1073-03	9/7/21		Radiello	trans-1,2-Dichloroethene	<	0.000084	0.33	
VI-B543-R1073-04	3/8/21		Radiello	1,1,1-Trichloroethane	<	0.000029	0.16	
VI-B543-R1073-04	3/8/21		Radiello	1,1,2-Trichloroethane	<	0.000028	0.15	
VI-B543-R1073-04	3/8/21		Radiello	1,1-Dichloroethane	<	0.000039	0.16	
VI-B543-R1073-04	3/8/21		Radiello	1,1-Dichloroethene	<	0.00013	0.52	
VI-B543-R1073-04	3/8/21		Radiello	1,2-Dichloroethane	<	0.000032	0.13	E
VI-B543-R1073-04	3/8/21		Radiello	Carbon tetrachloride		0.000054	0.34	
VI-B543-R1073-04	3/8/21		Radiello	Chloroform	<	0.000027	0.13	E
VI-B543-R1073-04	3/8/21		Radiello	Tetrachloroethene	<	0.000025	0.17	E
VI-B543-R1073-04	3/8/21		Radiello	Trichloroethene	<	0.000027	0.15	
VI-B543-R1073-04	3/8/21		Radiello	cis-1,2-Dichloroethene	<	0.00004	0.16	
VI-B543-R1073-04	3/8/21		Radiello	trans-1,2-Dichloroethene	<	0.000083	0.33	
VI-B543-R1073-04	9/7/21		Radiello	1,1,1-Trichloroethane	<	0.00003	0.16	
VI-B543-R1073-04	9/7/21		Radiello	1,1,2-Trichloroethane	<	0.000028	0.15	
VI-B543-R1073-04	9/7/21		Radiello	1,1-Dichloroethane	<	0.000039	0.16	
VI-B543-R1073-04	9/7/21		Radiello	1,1-Dichloroethene	<	0.00013	0.52	

Attachment 2. Table 6. Vapor intrusion analytical data, Livermore Site, 2021.

Location	Date	Sample Type	Sample Method	Parameter	LOS Indicator	Result in PPM(V/V)	Result in µg/m^3	QA Flag
VI-B543-R1073-04	9/7/21		Radiello	1,2-Dichloroethane	<	0.000032	0.13	E
VI-B543-R1073-04	9/7/21		Radiello	Carbon tetrachloride		0.000054	0.34	
VI-B543-R1073-04	9/7/21		Radiello	Chloroform	<	0.000027	0.13	E
VI-B543-R1073-04	9/7/21		Radiello	Tetrachloroethene	<	0.000025	0.17	E
VI-B543-R1073-04	9/7/21		Radiello	Trichloroethene	<	0.000027	0.15	
VI-B543-R1073-04	9/7/21		Radiello	cis-1,2-Dichloroethene	<	0.00004	0.16	
VI-B543-R1073-04	9/7/21		Radiello	trans-1,2-Dichloroethene	<	0.000084	0.33	
VI-B543-R1200-01	3/8/21		Radiello	1,1,1-Trichloroethane	<	0.000029	0.16	
VI-B543-R1200-01	3/8/21		Radiello	1,1,2-Trichloroethane	<	0.000028	0.15	
VI-B543-R1200-01	3/8/21		Radiello	1,1-Dichloroethane	<	0.000039	0.16	
VI-B543-R1200-01	3/8/21		Radiello	1,1-Dichloroethene	<	0.00013	0.52	
VI-B543-R1200-01	3/8/21		Radiello	1,2-Dichloroethane	<	0.000032	0.13	E
VI-B543-R1200-01	3/8/21		Radiello	Carbon tetrachloride		0.000041	0.26	
VI-B543-R1200-01	3/8/21		Radiello	Chloroform	<	0.000027	0.13	E
VI-B543-R1200-01	3/8/21		Radiello	Tetrachloroethene	<	0.000025	0.17	E
VI-B543-R1200-01	3/8/21		Radiello	Trichloroethene	<	0.000027	0.15	
VI-B543-R1200-01	3/8/21		Radiello	cis-1,2-Dichloroethene	<	0.00004	0.16	
VI-B543-R1200-01	3/8/21		Radiello	trans-1,2-Dichloroethene	<	0.000083	0.33	
VI-B543-R1200-01	9/7/21		Radiello	1,1,1-Trichloroethane	<	0.00003	0.16	
VI-B543-R1200-01	9/7/21		Radiello	1,1,2-Trichloroethane	<	0.000028	0.15	
VI-B543-R1200-01	9/7/21		Radiello	1,1-Dichloroethane	<	0.000039	0.16	
VI-B543-R1200-01	9/7/21		Radiello	1,1-Dichloroethene	<	0.00013	0.52	
VI-B543-R1200-01	9/7/21		Radiello	1,2-Dichloroethane	<	0.000032	0.13	E
VI-B543-R1200-01	9/7/21		Radiello	Carbon tetrachloride		0.000043	0.27	
VI-B543-R1200-01	9/7/21		Radiello	Chloroform		0.000027	0.13	
VI-B543-R1200-01	9/7/21		Radiello	Tetrachloroethene	<	0.000025	0.17	
VI-B543-R1200-01	9/7/21		Radiello	Trichloroethene	<	0.000027	0.15	
VI-B543-R1200-01	9/7/21		Radiello	cis-1,2-Dichloroethene	<	0.00004	0.16	
VI-B543-R1200-01	9/7/21		Radiello	trans-1,2-Dichloroethene	<	0.000084	0.33	
VI-B543-R1203-01	3/8/21		Radiello	1,1,1-Trichloroethane	<	0.000029	0.16	
VI-B543-R1203-01	3/8/21		Radiello	1,1,2-Trichloroethane	<	0.000028	0.15	
VI-B543-R1203-01	3/8/21		Radiello	1,1-Dichloroethane	<	0.000039	0.16	
VI-B543-R1203-01	3/8/21		Radiello	1,1-Dichloroethene	<	0.00013	0.52	
VI-B543-R1203-01	3/8/21		Radiello	1,2-Dichloroethane	<	0.000032	0.13	E
VI-B543-R1203-01	3/8/21		Radiello	Carbon tetrachloride		0.000044	0.28	
VI-B543-R1203-01	3/8/21		Radiello	Chloroform	<	0.000027	0.13	E
VI-B543-R1203-01	3/8/21		Radiello	Tetrachloroethene	<	0.000025	0.17	E
VI-B543-R1203-01	3/8/21		Radiello	Trichloroethene	<	0.000027	0.15	
VI-B543-R1203-01	3/8/21		Radiello	cis-1,2-Dichloroethene	<	0.00004	0.16	
VI-B543-R1203-01	3/8/21		Radiello	trans-1,2-Dichloroethene	<	0.000084	0.33	
VI-B543-R1203-01	9/7/21		Radiello	1,1,1-Trichloroethane	<	0.00003	0.16	
VI-B543-R1203-01	9/7/21		Radiello	1,1,2-Trichloroethane	<	0.000028	0.15	
VI-B543-R1203-01	9/7/21		Radiello	1,1-Dichloroethane	<	0.000039	0.16	
VI-B543-R1203-01	9/7/21		Radiello	1,1-Dichloroethene	<	0.00013	0.52	
VI-B543-R1203-01	9/7/21		Radiello	1,2-Dichloroethane	<	0.000032	0.13	E
VI-B543-R1203-01	9/7/21		Radiello	Carbon tetrachloride		0.000045	0.28	
VI-B543-R1203-01	9/7/21		Radiello	Chloroform	<	0.000027	0.13	E
VI-B543-R1203-01	9/7/21		Radiello	Tetrachloroethene	<	0.000025	0.17	
VI-B543-R1203-01	9/7/21		Radiello	Trichloroethene	<	0.000027	0.15	
VI-B543-R1203-01	9/7/21		Radiello	cis-1,2-Dichloroethene	<	0.00004	0.16	
VI-B543-R1203-01	9/7/21		Radiello	trans-1,2-Dichloroethene	<	0.000084	0.33	
VI-B543-R1220-02	3/8/21		Radiello	1,1,1-Trichloroethane	<	0.00003	0.16	
VI-B543-R1220-02	3/8/21		Radiello	1,1,2-Trichloroethane	<	0.000028	0.15	
VI-B543-R1220-02	3/8/21		Radiello	1,1-Dichloroethane	<	0.000039	0.16	
VI-B543-R1220-02	3/8/21		Radiello	1,1-Dichloroethene	<	0.00013	0.52	
VI-B543-R1220-02	3/8/21		Radiello	1,2-Dichloroethane	<	0.000032	0.13	E
VI-B543-R1220-02	3/8/21		Radiello	Carbon tetrachloride		0.000037	0.23	
VI-B543-R1220-02	3/8/21		Radiello	Chloroform	<	0.000027	0.13	E
VI-B543-R1220-02	3/8/21		Radiello	Tetrachloroethene	<	0.000025	0.17	E
VI-B543-R1220-02	3/8/21		Radiello	Trichloroethene	<	0.000027	0.15	

Attachment 2. Table 6. Vapor intrusion analytical data, Livermore Site, 2021.

Location	Date	Sample Type	Sample Method	Parameter	LOS Indicator	Result in PPM(V/V)	Result in µg/m^3	QA Flag
VI-B543-R1220-02	3/8/21		Radiello	cis-1,2-Dichloroethene	<	0.00004	0.16	
VI-B543-R1220-02	3/8/21		Radiello	trans-1,2-Dichloroethene	<	0.000084	0.33	
VI-B543-R1220-02	9/7/21		Radiello	1,1,1-Trichloroethane	<	0.00003	0.16	
VI-B543-R1220-02	9/7/21		Radiello	1,1,2-Trichloroethane	<	0.000028	0.15	
VI-B543-R1220-02	9/7/21		Radiello	1,1-Dichloroethane	<	0.000039	0.16	
VI-B543-R1220-02	9/7/21		Radiello	1,1-Dichloroethene	<	0.00013	0.52	
VI-B543-R1220-02	9/7/21		Radiello	1,2-Dichloroethane	<	0.000032	0.13	E
VI-B543-R1220-02	9/7/21		Radiello	Carbon tetrachloride		0.00004	0.25	
VI-B543-R1220-02	9/7/21		Radiello	Chloroform	<	0.000027	0.13	E
VI-B543-R1220-02	9/7/21		Radiello	Tetrachloroethene	<	0.000025	0.17	
VI-B543-R1220-02	9/7/21		Radiello	Trichloroethene	<	0.000027	0.15	E
VI-B543-R1220-02	9/7/21		Radiello	cis-1,2-Dichloroethene	<	0.00004	0.16	
VI-B543-R1220-02	9/7/21		Radiello	trans-1,2-Dichloroethene	<	0.000084	0.33	
VI-B543-R1243-01	3/8/21		Radiello	1,1,1-Trichloroethane	<	0.00003	0.16	
VI-B543-R1243-01	3/8/21		Radiello	1,1,2-Trichloroethane	<	0.000028	0.15	
VI-B543-R1243-01	3/8/21		Radiello	1,1-Dichloroethane	<	0.000039	0.16	
VI-B543-R1243-01	3/8/21		Radiello	1,1-Dichloroethene	<	0.00013	0.52	
VI-B543-R1243-01	3/8/21		Radiello	1,2-Dichloroethane	<	0.000032	0.13	E
VI-B543-R1243-01	3/8/21		Radiello	Carbon tetrachloride		0.000047	0.30	
VI-B543-R1243-01	3/8/21		Radiello	Chloroform		0.000074	0.36	
VI-B543-R1243-01	3/8/21		Radiello	Tetrachloroethene	<	0.000025	0.17	E
VI-B543-R1243-01	3/8/21		Radiello	Trichloroethene	<	0.000027	0.15	
VI-B543-R1243-01	3/8/21		Radiello	cis-1,2-Dichloroethene	<	0.00004	0.16	
VI-B543-R1243-01	3/8/21		Radiello	trans-1,2-Dichloroethene	<	0.000084	0.33	
VI-B543-R1243-01	9/7/21		Radiello	1,1,1-Trichloroethane	<	0.00003	0.16	
VI-B543-R1243-01	9/7/21		Radiello	1,1,2-Trichloroethane	<	0.000028	0.15	
VI-B543-R1243-01	9/7/21		Radiello	1,1-Dichloroethane	<	0.000039	0.16	
VI-B543-R1243-01	9/7/21		Radiello	1,1-Dichloroethene	<	0.00013	0.52	
VI-B543-R1243-01	9/7/21		Radiello	1,2-Dichloroethane	<	0.000032	0.13	E
VI-B543-R1243-01	9/7/21		Radiello	Carbon tetrachloride		0.000041	0.26	
VI-B543-R1243-01	9/7/21		Radiello	Chloroform		0.000027	0.13	
VI-B543-R1243-01	9/7/21		Radiello	Tetrachloroethene	<	0.000025	0.17	
VI-B543-R1243-01	9/7/21		Radiello	Trichloroethene	<	0.000027	0.15	
VI-B543-R1243-01	9/7/21		Radiello	cis-1,2-Dichloroethene	<	0.00004	0.16	
VI-B543-R1243-01	9/7/21		Radiello	trans-1,2-Dichloroethene	<	0.000084	0.33	
VI-B543-R1255-01	3/8/21		Radiello	1,1,1-Trichloroethane	<	0.00003	0.16	
VI-B543-R1255-01	3/8/21		Radiello	1,1,2-Trichloroethane	<	0.000028	0.15	
VI-B543-R1255-01	3/8/21		Radiello	1,1-Dichloroethane	<	0.000039	0.16	
VI-B543-R1255-01	3/8/21		Radiello	1,1-Dichloroethene	<	0.00013	0.52	
VI-B543-R1255-01	3/8/21		Radiello	1,2-Dichloroethane	<	0.000032	0.13	E
VI-B543-R1255-01	3/8/21		Radiello	Carbon tetrachloride		0.000047	0.30	
VI-B543-R1255-01	3/8/21		Radiello	Chloroform	<	0.000027	0.13	E
VI-B543-R1255-01	3/8/21		Radiello	Tetrachloroethene	<	0.000025	0.17	E
VI-B543-R1255-01	3/8/21		Radiello	Trichloroethene	<	0.000027	0.15	
VI-B543-R1255-01	3/8/21		Radiello	cis-1,2-Dichloroethene	<	0.00004	0.16	
VI-B543-R1255-01	3/8/21		Radiello	trans-1,2-Dichloroethene	<	0.000084	0.33	
VI-B543-R1255-01	3/8/21	DUP	Radiello	1,1,1-Trichloroethane	<	0.00003	0.16	
VI-B543-R1255-01	3/8/21	DUP	Radiello	1,1,2-Trichloroethane	<	0.000028	0.15	
VI-B543-R1255-01	3/8/21	DUP	Radiello	1,1-Dichloroethane	<	0.000039	0.16	
VI-B543-R1255-01	3/8/21	DUP	Radiello	1,1-Dichloroethene	<	0.00013	0.52	
VI-B543-R1255-01	3/8/21	DUP	Radiello	1,2-Dichloroethane	<	0.000032	0.13	E
VI-B543-R1255-01	3/8/21	DUP	Radiello	Carbon tetrachloride		0.000045	0.28	
VI-B543-R1255-01	3/8/21	DUP	Radiello	Chloroform	<	0.000027	0.13	E
VI-B543-R1255-01	3/8/21	DUP	Radiello	Tetrachloroethene	<	0.000025	0.17	E
VI-B543-R1255-01	3/8/21	DUP	Radiello	Trichloroethene	<	0.000027	0.15	
VI-B543-R1255-01	3/8/21	DUP	Radiello	cis-1,2-Dichloroethene	<	0.00004	0.16	
VI-B543-R1255-01	3/8/21	DUP	Radiello	trans-1,2-Dichloroethene	<	0.000084	0.33	
VI-B543-R1255-01	9/7/21		Radiello	1,1,1-Trichloroethane	<	0.00003	0.16	
VI-B543-R1255-01	9/7/21		Radiello	1,1,2-Trichloroethane	<	0.000028	0.15	
VI-B543-R1255-01	9/7/21		Radiello	1,1-Dichloroethane	<	0.000039	0.16	

Attachment 2. Table 6. Vapor intrusion analytical data, Livermore Site, 2021.

Location	Date	Sample Type	Sample Method	Parameter	LOS Indicator	Result in PPM(V/V)	Result in µg/m^3	QA Flag
VI-B543-R1255-01	9/7/21		Radiello	1,1-Dichloroethene	<	0.00013	0.52	
VI-B543-R1255-01	9/7/21		Radiello	1,2-Dichloroethane	<	0.000032	0.13	E
VI-B543-R1255-01	9/7/21		Radiello	Carbon tetrachloride		0.000045	0.28	
VI-B543-R1255-01	9/7/21		Radiello	Chloroform	<	0.000027	0.13	E
VI-B543-R1255-01	9/7/21		Radiello	Tetrachloroethene	<	0.000025	0.17	
VI-B543-R1255-01	9/7/21		Radiello	Trichloroethene	<	0.000027	0.15	
VI-B543-R1255-01	9/7/21		Radiello	cis-1,2-Dichloroethene	<	0.00004	0.16	
VI-B543-R1255-01	9/7/21		Radiello	trans-1,2-Dichloroethene	<	0.000084	0.33	
VI-B543-R1255-01	9/7/21	DUP	Radiello	1,1,1-Trichloroethane	<	0.00003	0.16	
VI-B543-R1255-01	9/7/21	DUP	Radiello	1,1,2-Trichloroethane	<	0.000028	0.15	
VI-B543-R1255-01	9/7/21	DUP	Radiello	1,1-Dichloroethane	<	0.000039	0.16	
VI-B543-R1255-01	9/7/21	DUP	Radiello	1,1-Dichloroethene	<	0.00013	0.52	
VI-B543-R1255-01	9/7/21	DUP	Radiello	1,2-Dichloroethane	<	0.000032	0.13	E
VI-B543-R1255-01	9/7/21	DUP	Radiello	Carbon tetrachloride		0.000048	0.30	
VI-B543-R1255-01	9/7/21	DUP	Radiello	Chloroform	<	0.000027	0.13	E
VI-B543-R1255-01	9/7/21	DUP	Radiello	Tetrachloroethene	<	0.000025	0.17	E
VI-B543-R1255-01	9/7/21	DUP	Radiello	Trichloroethene	<	0.000027	0.15	
VI-B543-R1255-01	9/7/21	DUP	Radiello	cis-1,2-Dichloroethene	<	0.00004	0.16	
VI-B543-R1255-01	9/7/21	DUP	Radiello	trans-1,2-Dichloroethene	<	0.000084	0.33	
VI-B543-R2028-01	3/8/21		Radiello	1,1,1-Trichloroethane	<	0.000029	0.16	
VI-B543-R2028-01	3/8/21		Radiello	1,1,2-Trichloroethane	<	0.000028	0.15	
VI-B543-R2028-01	3/8/21		Radiello	1,1-Dichloroethane	<	0.000039	0.16	
VI-B543-R2028-01	3/8/21		Radiello	1,1-Dichloroethene	<	0.00013	0.52	
VI-B543-R2028-01	3/8/21		Radiello	1,2-Dichloroethane	<	0.000032	0.13	E
VI-B543-R2028-01	3/8/21		Radiello	Carbon tetrachloride		0.000046	0.29	
VI-B543-R2028-01	3/8/21		Radiello	Chloroform	<	0.000027	0.13	E
VI-B543-R2028-01	3/8/21		Radiello	Tetrachloroethene	<	0.000025	0.17	E
VI-B543-R2028-01	3/8/21		Radiello	Trichloroethene	<	0.000027	0.15	
VI-B543-R2028-01	3/8/21		Radiello	cis-1,2-Dichloroethene	<	0.00004	0.16	
VI-B543-R2028-01	3/8/21		Radiello	trans-1,2-Dichloroethene	<	0.000084	0.33	
VI-B543-R2028-01	9/7/21		Radiello	1,1,1-Trichloroethane	<	0.00003	0.16	
VI-B543-R2028-01	9/7/21		Radiello	1,1,2-Trichloroethane	<	0.000028	0.15	
VI-B543-R2028-01	9/7/21		Radiello	1,1-Dichloroethane	<	0.00004	0.16	
VI-B543-R2028-01	9/7/21		Radiello	1,1-Dichloroethene	<	0.00013	0.52	
VI-B543-R2028-01	9/7/21		Radiello	1,2-Dichloroethane	<	0.000032	0.13	E
VI-B543-R2028-01	9/7/21		Radiello	Carbon tetrachloride		0.000046	0.29	
VI-B543-R2028-01	9/7/21		Radiello	Chloroform	<	0.000028	0.14	E
VI-B543-R2028-01	9/7/21		Radiello	Tetrachloroethene	<	0.000025	0.17	E
VI-B543-R2028-01	9/7/21		Radiello	Trichloroethene	<	0.000027	0.15	
VI-B543-R2028-01	9/7/21		Radiello	cis-1,2-Dichloroethene	<	0.000041	0.16	
VI-B543-R2028-01	9/7/21		Radiello	trans-1,2-Dichloroethene	<	0.000085	0.34	
VI-B543-R2204-01	3/8/21		Radiello	1,1,1-Trichloroethane	<	0.000029	0.16	
VI-B543-R2204-01	3/8/21		Radiello	1,1,2-Trichloroethane	<	0.000027	0.15	
VI-B543-R2204-01	3/8/21		Radiello	1,1-Dichloroethane	<	0.000039	0.16	
VI-B543-R2204-01	3/8/21		Radiello	1,1-Dichloroethene	<	0.00013	0.52	
VI-B543-R2204-01	3/8/21		Radiello	1,2-Dichloroethane	<	0.000032	0.13	E
VI-B543-R2204-01	3/8/21		Radiello	Carbon tetrachloride		0.000046	0.29	
VI-B543-R2204-01	3/8/21		Radiello	Chloroform		0.000087	0.42	
VI-B543-R2204-01	3/8/21		Radiello	Tetrachloroethene	<	0.000025	0.17	E
VI-B543-R2204-01	3/8/21		Radiello	Trichloroethene	<	0.000027	0.15	
VI-B543-R2204-01	3/8/21		Radiello	cis-1,2-Dichloroethene	<	0.00004	0.16	
VI-B543-R2204-01	3/8/21		Radiello	trans-1,2-Dichloroethene	<	0.000083	0.33	
VI-B543-R2204-01	9/7/21		Radiello	1,1,1-Trichloroethane	<	0.00003	0.16	
VI-B543-R2204-01	9/7/21		Radiello	1,1,2-Trichloroethane	<	0.000028	0.15	
VI-B543-R2204-01	9/7/21		Radiello	1,1-Dichloroethane	<	0.00004	0.16	
VI-B543-R2204-01	9/7/21		Radiello	1,1-Dichloroethene	<	0.00013	0.52	
VI-B543-R2204-01	9/7/21		Radiello	1,2-Dichloroethane	<	0.000032	0.13	E
VI-B543-R2204-01	9/7/21		Radiello	Carbon tetrachloride		0.000046	0.29	
VI-B543-R2204-01	9/7/21		Radiello	Chloroform		0.00003	0.15	
VI-B543-R2204-01	9/7/21		Radiello	Tetrachloroethene	<	0.000025	0.17	E

Attachment 2. Table 6. Vapor intrusion analytical data, Livermore Site, 2021.

Location	Date	Sample Type	Sample Method	Parameter	LOS Indicator	Result in PPM(V/V)	Result in µg/m^3	QA Flag
VI-B543-R2204-01	9/7/21		Radiello	Trichloroethene	<	0.000027	0.15	
VI-B543-R2204-01	9/7/21		Radiello	cis-1,2-Dichloroethene	<	0.000041	0.16	
VI-B543-R2204-01	9/7/21		Radiello	trans-1,2-Dichloroethene	<	0.000085	0.34	
VI-B551E-1-CORR3-01	2/22/21		Radiello	1,1,1-Trichloroethane	<	0.00003	0.16	
VI-B551E-1-CORR3-01	2/22/21		Radiello	1,1,2-Trichloroethane	<	0.000028	0.15	
VI-B551E-1-CORR3-01	2/22/21		Radiello	1,1-Dichloroethane	<	0.000039	0.16	
VI-B551E-1-CORR3-01	2/22/21		Radiello	1,1-Dichloroethene	<	0.00013	0.52	
VI-B551E-1-CORR3-01	2/22/21		Radiello	1,2-Dichloroethane	<	0.000032	0.13	E
VI-B551E-1-CORR3-01	2/22/21		Radiello	Carbon tetrachloride		0.000046	0.29	
VI-B551E-1-CORR3-01	2/22/21		Radiello	Chloroform	<	0.000027	0.13	E
VI-B551E-1-CORR3-01	2/22/21		Radiello	Tetrachloroethene	<	0.000025	0.17	
VI-B551E-1-CORR3-01	2/22/21		Radiello	Trichloroethene		0.000086	0.46	
VI-B551E-1-CORR3-01	2/22/21		Radiello	cis-1,2-Dichloroethene	<	0.00004	0.16	
VI-B551E-1-CORR3-01	2/22/21		Radiello	trans-1,2-Dichloroethene	<	0.000084	0.33	
VI-B551E-1-CORR3-01	8/23/21		Radiello	1,1,1-Trichloroethane	<	0.00003	0.16	
VI-B551E-1-CORR3-01	8/23/21		Radiello	1,1,2-Trichloroethane	<	0.000028	0.15	
VI-B551E-1-CORR3-01	8/23/21		Radiello	1,1-Dichloroethane	<	0.000039	0.16	
VI-B551E-1-CORR3-01	8/23/21		Radiello	1,1-Dichloroethene	<	0.00013	0.52	
VI-B551E-1-CORR3-01	8/23/21		Radiello	1,2-Dichloroethane		0.000043	0.17	
VI-B551E-1-CORR3-01	8/23/21		Radiello	Carbon tetrachloride		0.00004	0.25	
VI-B551E-1-CORR3-01	8/23/21		Radiello	Chloroform	<	0.000028	0.14	E
VI-B551E-1-CORR3-01	8/23/21		Radiello	Tetrachloroethene	<	0.000025	0.17	E
VI-B551E-1-CORR3-01	8/23/21		Radiello	Trichloroethene	<	0.000027	0.15	E
VI-B551E-1-CORR3-01	8/23/21		Radiello	cis-1,2-Dichloroethene	<	0.000041	0.16	
VI-B551E-1-CORR3-01	8/23/21		Radiello	trans-1,2-Dichloroethene	<	0.000085	0.34	
VI-B551E-1-CORR6-01	2/22/21		Radiello	1,1,1-Trichloroethane	<	0.000029	0.16	
VI-B551E-1-CORR6-01	2/22/21		Radiello	1,1,2-Trichloroethane	<	0.000028	0.15	
VI-B551E-1-CORR6-01	2/22/21		Radiello	1,1-Dichloroethane	<	0.000039	0.16	
VI-B551E-1-CORR6-01	2/22/21		Radiello	1,1-Dichloroethene	<	0.00013	0.52	
VI-B551E-1-CORR6-01	2/22/21		Radiello	1,2-Dichloroethane	<	0.000032	0.13	E
VI-B551E-1-CORR6-01	2/22/21		Radiello	Carbon tetrachloride		0.000041	0.26	
VI-B551E-1-CORR6-01	2/22/21		Radiello	Chloroform	<	0.000027	0.13	E
VI-B551E-1-CORR6-01	2/22/21		Radiello	Tetrachloroethene	<	0.000025	0.17	E
VI-B551E-1-CORR6-01	2/22/21		Radiello	Trichloroethene	<	0.000027	0.15	E
VI-B551E-1-CORR6-01	2/22/21		Radiello	cis-1,2-Dichloroethene	<	0.00004	0.16	
VI-B551E-1-CORR6-01	2/22/21		Radiello	trans-1,2-Dichloroethene	<	0.000084	0.33	
VI-B551E-1-CORR6-01	8/23/21		Radiello	1,1,1-Trichloroethane	<	0.000029	0.16	
VI-B551E-1-CORR6-01	8/23/21		Radiello	1,1,2-Trichloroethane	<	0.000028	0.15	
VI-B551E-1-CORR6-01	8/23/21		Radiello	1,1-Dichloroethane	<	0.000039	0.16	
VI-B551E-1-CORR6-01	8/23/21		Radiello	1,1-Dichloroethene	<	0.00013	0.52	
VI-B551E-1-CORR6-01	8/23/21		Radiello	1,2-Dichloroethane	<	0.000032	0.13	E
VI-B551E-1-CORR6-01	8/23/21		Radiello	Carbon tetrachloride		0.00004	0.25	
VI-B551E-1-CORR6-01	8/23/21		Radiello	Chloroform	<	0.000027	0.13	E
VI-B551E-1-CORR6-01	8/23/21		Radiello	Tetrachloroethene	<	0.000025	0.17	E
VI-B551E-1-CORR6-01	8/23/21		Radiello	Trichloroethene	<	0.000027	0.15	
VI-B551E-1-CORR6-01	8/23/21		Radiello	cis-1,2-Dichloroethene	<	0.00004	0.16	
VI-B551E-1-CORR6-01	8/23/21		Radiello	trans-1,2-Dichloroethene	<	0.000083	0.33	
VI-B551E-1-CORR7-01	2/22/21		Radiello	1,1,1-Trichloroethane	<	0.000029	0.16	
VI-B551E-1-CORR7-01	2/22/21		Radiello	1,1,2-Trichloroethane	<	0.000028	0.15	
VI-B551E-1-CORR7-01	2/22/21		Radiello	1,1-Dichloroethane	<	0.000039	0.16	
VI-B551E-1-CORR7-01	2/22/21		Radiello	1,1-Dichloroethene	<	0.00013	0.52	
VI-B551E-1-CORR7-01	2/22/21		Radiello	1,2-Dichloroethane	<	0.000032	0.13	E
VI-B551E-1-CORR7-01	2/22/21		Radiello	Carbon tetrachloride		0.000041	0.26	
VI-B551E-1-CORR7-01	2/22/21		Radiello	Chloroform	<	0.000027	0.13	E
VI-B551E-1-CORR7-01	2/22/21		Radiello	Tetrachloroethene	<	0.000025	0.17	E
VI-B551E-1-CORR7-01	2/22/21		Radiello	Trichloroethene	<	0.000027	0.15	E
VI-B551E-1-CORR7-01	2/22/21		Radiello	cis-1,2-Dichloroethene	<	0.00004	0.16	
VI-B551E-1-CORR7-01	2/22/21		Radiello	trans-1,2-Dichloroethene	<	0.000084	0.33	
VI-B551E-1-CORR7-01	8/23/21		Radiello	1,1,1-Trichloroethane	<	0.000029	0.16	
VI-B551E-1-CORR7-01	8/23/21		Radiello	1,1,2-Trichloroethane	<	0.000028	0.15	

Attachment 2. Table 6. Vapor intrusion analytical data, Livermore Site, 2021.

Location	Date	Sample Type	Sample Method	Parameter	LOS Indicator	Result in PPM(V/V)	Result in µg/m^3	QA Flag
VI-B551E-1-CORR7-01	8/23/21		Radiello	1,1-Dichloroethane	<	0.000039	0.16	
VI-B551E-1-CORR7-01	8/23/21		Radiello	1,1-Dichloroethene	<	0.00013	0.52	
VI-B551E-1-CORR7-01	8/23/21		Radiello	1,2-Dichloroethane		0.000032	0.13	
VI-B551E-1-CORR7-01	8/23/21		Radiello	Carbon tetrachloride		0.000048	0.30	
VI-B551E-1-CORR7-01	8/23/21		Radiello	Chloroform	<	0.000027	0.13	E
VI-B551E-1-CORR7-01	8/23/21		Radiello	Tetrachloroethene	<	0.000025	0.17	E
VI-B551E-1-CORR7-01	8/23/21		Radiello	Trichloroethene	<	0.000027	0.15	E
VI-B551E-1-CORR7-01	8/23/21		Radiello	cis-1,2-Dichloroethene	<	0.00004	0.16	
VI-B551E-1-CORR7-01	8/23/21		Radiello	trans-1,2-Dichloroethene	<	0.000083	0.33	
VI-B551E-2-CORR8-01	2/22/21		Radiello	1,1,1-Trichloroethane	<	0.000029	0.16	
VI-B551E-2-CORR8-01	2/22/21		Radiello	1,1,2-Trichloroethane	<	0.000028	0.15	
VI-B551E-2-CORR8-01	2/22/21		Radiello	1,1-Dichloroethane	<	0.000039	0.16	
VI-B551E-2-CORR8-01	2/22/21		Radiello	1,1-Dichloroethene	<	0.00013	0.52	
VI-B551E-2-CORR8-01	2/22/21		Radiello	1,2-Dichloroethane	<	0.000032	0.13	E
VI-B551E-2-CORR8-01	2/22/21		Radiello	Carbon tetrachloride		0.000044	0.28	
VI-B551E-2-CORR8-01	2/22/21		Radiello	Chloroform	<	0.000027	0.13	E
VI-B551E-2-CORR8-01	2/22/21		Radiello	Tetrachloroethene	<	0.000025	0.17	E
VI-B551E-2-CORR8-01	2/22/21		Radiello	Trichloroethene	<	0.000027	0.15	E
VI-B551E-2-CORR8-01	2/22/21		Radiello	cis-1,2-Dichloroethene	<	0.00004	0.16	
VI-B551E-2-CORR8-01	2/22/21		Radiello	trans-1,2-Dichloroethene	<	0.000084	0.33	
VI-B551E-2-CORR8-01	8/23/21		Radiello	1,1,1-Trichloroethane	<	0.00003	0.16	
VI-B551E-2-CORR8-01	8/23/21		Radiello	1,1,2-Trichloroethane	<	0.000028	0.15	
VI-B551E-2-CORR8-01	8/23/21		Radiello	1,1-Dichloroethane	<	0.00004	0.16	
VI-B551E-2-CORR8-01	8/23/21		Radiello	1,1-Dichloroethene	<	0.00013	0.52	
VI-B551E-2-CORR8-01	8/23/21		Radiello	1,2-Dichloroethane		0.000039	0.16	
VI-B551E-2-CORR8-01	8/23/21		Radiello	Carbon tetrachloride		0.000039	0.25	
VI-B551E-2-CORR8-01	8/23/21		Radiello	Chloroform	<	0.000028	0.14	E
VI-B551E-2-CORR8-01	8/23/21		Radiello	Tetrachloroethene	<	0.000025	0.17	
VI-B551E-2-CORR8-01	8/23/21		Radiello	Trichloroethene	<	0.000027	0.15	
VI-B551E-2-CORR8-01	8/23/21		Radiello	cis-1,2-Dichloroethene	<	0.000041	0.16	
VI-B551E-2-CORR8-01	8/23/21		Radiello	trans-1,2-Dichloroethene	<	0.000085	0.34	
VI-B551E-R101-01	2/22/21		Radiello	1,1,1-Trichloroethane	<	0.000029	0.16	
VI-B551E-R101-01	2/22/21		Radiello	1,1,2-Trichloroethane	<	0.000028	0.15	
VI-B551E-R101-01	2/22/21		Radiello	1,1-Dichloroethane	<	0.000039	0.16	
VI-B551E-R101-01	2/22/21		Radiello	1,1-Dichloroethene	<	0.00013	0.52	
VI-B551E-R101-01	2/22/21		Radiello	1,2-Dichloroethane	<	0.000032	0.13	E
VI-B551E-R101-01	2/22/21		Radiello	Carbon tetrachloride		0.000038	0.24	
VI-B551E-R101-01	2/22/21		Radiello	Chloroform	<	0.000027	0.13	E
VI-B551E-R101-01	2/22/21		Radiello	Tetrachloroethene	<	0.000025	0.17	E
VI-B551E-R101-01	2/22/21		Radiello	Trichloroethene	<	0.000027	0.15	E
VI-B551E-R101-01	2/22/21		Radiello	cis-1,2-Dichloroethene	<	0.00004	0.16	
VI-B551E-R101-01	2/22/21		Radiello	trans-1,2-Dichloroethene	<	0.000084	0.33	
VI-B551E-R101-01	8/23/21		Radiello	1,1,1-Trichloroethane	<	0.000029	0.16	
VI-B551E-R101-01	8/23/21		Radiello	1,1,2-Trichloroethane	<	0.000027	0.15	
VI-B551E-R101-01	8/23/21		Radiello	1,1-Dichloroethane	<	0.000039	0.16	
VI-B551E-R101-01	8/23/21		Radiello	1,1-Dichloroethene	<	0.00013	0.52	
VI-B551E-R101-01	8/23/21		Radiello	1,2-Dichloroethane	<	0.000032	0.13	E
VI-B551E-R101-01	8/23/21		Radiello	Carbon tetrachloride		0.000044	0.28	
VI-B551E-R101-01	8/23/21		Radiello	Chloroform	<	0.000027	0.13	E
VI-B551E-R101-01	8/23/21		Radiello	Tetrachloroethene	<	0.000025	0.17	E
VI-B551E-R101-01	8/23/21		Radiello	Trichloroethene	<	0.000027	0.15	E
VI-B551E-R101-01	8/23/21		Radiello	cis-1,2-Dichloroethene	<	0.00004	0.16	
VI-B551E-R101-01	8/23/21		Radiello	trans-1,2-Dichloroethene	<	0.000083	0.33	
VI-B551E-R1063-01	2/22/21		Radiello	1,1,1-Trichloroethane	<	0.00003	0.16	
VI-B551E-R1063-01	2/22/21		Radiello	1,1,2-Trichloroethane	<	0.000028	0.15	
VI-B551E-R1063-01	2/22/21		Radiello	1,1-Dichloroethane	<	0.000039	0.16	
VI-B551E-R1063-01	2/22/21		Radiello	1,1-Dichloroethene	<	0.00013	0.52	
VI-B551E-R1063-01	2/22/21		Radiello	1,2-Dichloroethane	<	0.000032	0.13	E
VI-B551E-R1063-01	2/22/21		Radiello	Carbon tetrachloride		0.000042	0.26	
VI-B551E-R1063-01	2/22/21		Radiello	Chloroform	<	0.000027	0.13	E

Attachment 2. Table 6. Vapor intrusion analytical data, Livermore Site, 2021.

Location	Date	Sample Type	Sample Method	Parameter	LOS Indicator	Result in PPM(V/V)	Result in µg/m^3	QA Flag
VI-B551E-R1063-01	2/22/21		Radiello	Tetrachloroethene	<	0.000025	0.17	E
VI-B551E-R1063-01	2/22/21		Radiello	Trichloroethene	<	0.000027	0.15	E
VI-B551E-R1063-01	2/22/21		Radiello	cis-1,2-Dichloroethene	<	0.00004	0.16	
VI-B551E-R1063-01	2/22/21		Radiello	trans-1,2-Dichloroethene	<	0.000084	0.33	
VI-B551E-R1063-01	8/23/21		Radiello	1,1,1-Trichloroethane	<	0.00003	0.16	
VI-B551E-R1063-01	8/23/21		Radiello	1,1,2-Trichloroethane	<	0.000028	0.15	
VI-B551E-R1063-01	8/23/21		Radiello	1,1-Dichloroethane	<	0.00004	0.16	
VI-B551E-R1063-01	8/23/21		Radiello	1,1-Dichloroethene	<	0.00013	0.52	
VI-B551E-R1063-01	8/23/21		Radiello	1,2-Dichloroethane	<	0.000033	0.13	E
VI-B551E-R1063-01	8/23/21		Radiello	Carbon tetrachloride		0.000032	0.20	
VI-B551E-R1063-01	8/23/21		Radiello	Chloroform	<	0.000028	0.14	E
VI-B551E-R1063-01	8/23/21		Radiello	Tetrachloroethene	<	0.000025	0.17	
VI-B551E-R1063-01	8/23/21		Radiello	Trichloroethene	<	0.000027	0.15	
VI-B551E-R1063-01	8/23/21		Radiello	cis-1,2-Dichloroethene	<	0.000041	0.16	
VI-B551E-R1063-01	8/23/21		Radiello	trans-1,2-Dichloroethene	<	0.000085	0.34	
VI-B551E-R1090-01	2/22/21		Radiello	1,1,1-Trichloroethane	<	0.00003	0.16	
VI-B551E-R1090-01	2/22/21		Radiello	1,1,2-Trichloroethane	<	0.000028	0.15	
VI-B551E-R1090-01	2/22/21		Radiello	1,1-Dichloroethane	<	0.000039	0.16	
VI-B551E-R1090-01	2/22/21		Radiello	1,1-Dichloroethene	<	0.00013	0.52	
VI-B551E-R1090-01	2/22/21		Radiello	1,2-Dichloroethane	<	0.000032	0.13	E
VI-B551E-R1090-01	2/22/21		Radiello	Carbon tetrachloride		0.000042	0.26	
VI-B551E-R1090-01	2/22/21		Radiello	Chloroform	<	0.000027	0.13	E
VI-B551E-R1090-01	2/22/21		Radiello	Tetrachloroethene	<	0.000025	0.17	E
VI-B551E-R1090-01	2/22/21		Radiello	Trichloroethene		0.000039	0.21	
VI-B551E-R1090-01	2/22/21		Radiello	cis-1,2-Dichloroethene	<	0.00004	0.16	
VI-B551E-R1090-01	2/22/21		Radiello	trans-1,2-Dichloroethene	<	0.000084	0.33	
VI-B551E-R1090-01	8/23/21		Radiello	1,1,1-Trichloroethane	<	0.00003	0.16	
VI-B551E-R1090-01	8/23/21		Radiello	1,1,2-Trichloroethane	<	0.000028	0.15	
VI-B551E-R1090-01	8/23/21		Radiello	1,1-Dichloroethane	<	0.000039	0.16	
VI-B551E-R1090-01	8/23/21		Radiello	1,1-Dichloroethene	<	0.00013	0.52	
VI-B551E-R1090-01	8/23/21		Radiello	1,2-Dichloroethane		0.000041	0.17	
VI-B551E-R1090-01	8/23/21		Radiello	Carbon tetrachloride		0.000043	0.27	
VI-B551E-R1090-01	8/23/21		Radiello	Chloroform	<	0.000027	0.13	E
VI-B551E-R1090-01	8/23/21		Radiello	Tetrachloroethene	<	0.000025	0.17	E
VI-B551E-R1090-01	8/23/21		Radiello	Trichloroethene	<	0.000027	0.15	E
VI-B551E-R1090-01	8/23/21		Radiello	cis-1,2-Dichloroethene	<	0.000041	0.16	
VI-B551E-R1090-01	8/23/21		Radiello	trans-1,2-Dichloroethene	<	0.000085	0.34	
VI-B551E-R1097-01	2/22/21	DUP	Radiello	1,1,1-Trichloroethane	<	0.00003	0.16	
VI-B551E-R1097-01	2/22/21	DUP	Radiello	1,1,2-Trichloroethane	<	0.000028	0.15	
VI-B551E-R1097-01	2/22/21	DUP	Radiello	1,1-Dichloroethane	<	0.000039	0.16	
VI-B551E-R1097-01	2/22/21	DUP	Radiello	1,1-Dichloroethene	<	0.00013	0.52	
VI-B551E-R1097-01	2/22/21	DUP	Radiello	1,2-Dichloroethane	<	0.000032	0.13	E
VI-B551E-R1097-01	2/22/21	DUP	Radiello	Carbon tetrachloride		0.000041	0.26	
VI-B551E-R1097-01	2/22/21	DUP	Radiello	Chloroform	<	0.000027	0.13	E
VI-B551E-R1097-01	2/22/21	DUP	Radiello	Tetrachloroethene		0.000047	0.32	
VI-B551E-R1097-01	2/22/21	DUP	Radiello	Trichloroethene		0.00015	0.81	
VI-B551E-R1097-01	2/22/21	DUP	Radiello	cis-1,2-Dichloroethene	<	0.00004	0.16	
VI-B551E-R1097-01	2/22/21	DUP	Radiello	trans-1,2-Dichloroethene	<	0.000084	0.33	
VI-B551E-R1097-01	2/22/21		Radiello	1,1,1-Trichloroethane	<	0.00003	0.16	
VI-B551E-R1097-01	2/22/21		Radiello	1,1,2-Trichloroethane	<	0.000028	0.15	
VI-B551E-R1097-01	2/22/21		Radiello	1,1-Dichloroethane	<	0.000039	0.16	
VI-B551E-R1097-01	2/22/21		Radiello	1,1-Dichloroethene	<	0.00013	0.52	
VI-B551E-R1097-01	2/22/21		Radiello	1,2-Dichloroethane	<	0.000032	0.13	E
VI-B551E-R1097-01	2/22/21		Radiello	Carbon tetrachloride		0.000045	0.28	
VI-B551E-R1097-01	2/22/21		Radiello	Chloroform	<	0.000027	0.13	E
VI-B551E-R1097-01	2/22/21		Radiello	Tetrachloroethene		0.000049	0.33	
VI-B551E-R1097-01	2/22/21		Radiello	Trichloroethene		0.00016	0.86	
VI-B551E-R1097-01	2/22/21		Radiello	cis-1,2-Dichloroethene	<	0.00004	0.16	
VI-B551E-R1097-01	2/22/21		Radiello	trans-1,2-Dichloroethene	<	0.000084	0.33	
VI-B551E-R1097-01	8/23/21		Radiello	1,1,1-Trichloroethane	<	0.00003	0.16	

Attachment 2. Table 6. Vapor intrusion analytical data, Livermore Site, 2021.

Location	Date	Sample Type	Sample Method	Parameter	LOS Indicator	Result in PPM(V/V)	Result in µg/m^3	QA Flag
VI-B551E-R1097-01	8/23/21		Radiello	1,1,2-Trichloroethane	<	0.000028	0.15	
VI-B551E-R1097-01	8/23/21		Radiello	1,1-Dichloroethane	<	0.00004	0.16	
VI-B551E-R1097-01	8/23/21		Radiello	1,1-Dichloroethene	<	0.00013	0.52	
VI-B551E-R1097-01	8/23/21		Radiello	1,2-Dichloroethane		0.000033	0.13	
VI-B551E-R1097-01	8/23/21		Radiello	Carbon tetrachloride		0.000042	0.26	
VI-B551E-R1097-01	8/23/21		Radiello	Chloroform		0.00004	0.20	
VI-B551E-R1097-01	8/23/21		Radiello	Tetrachloroethene	<	0.000025	0.17	E
VI-B551E-R1097-01	8/23/21		Radiello	Trichloroethene		0.000037	0.20	
VI-B551E-R1097-01	8/23/21		Radiello	cis-1,2-Dichloroethene	<	0.000041	0.16	
VI-B551E-R1097-01	8/23/21		Radiello	trans-1,2-Dichloroethene	<	0.000085	0.34	
VI-B551E-R1097-01	8/23/21	DUP	Radiello	1,1,1-Trichloroethane	<	0.00003	0.16	
VI-B551E-R1097-01	8/23/21	DUP	Radiello	1,1,2-Trichloroethane	<	0.000028	0.15	
VI-B551E-R1097-01	8/23/21	DUP	Radiello	1,1-Dichloroethane	<	0.00004	0.16	
VI-B551E-R1097-01	8/23/21	DUP	Radiello	1,1-Dichloroethene	<	0.00013	0.52	
VI-B551E-R1097-01	8/23/21	DUP	Radiello	1,2-Dichloroethane		0.000036	0.15	
VI-B551E-R1097-01	8/23/21	DUP	Radiello	Carbon tetrachloride		0.000044	0.28	
VI-B551E-R1097-01	8/23/21	DUP	Radiello	Chloroform		0.000043	0.21	
VI-B551E-R1097-01	8/23/21	DUP	Radiello	Tetrachloroethene	<	0.000025	0.17	E
VI-B551E-R1097-01	8/23/21	DUP	Radiello	Trichloroethene		0.000037	0.20	
VI-B551E-R1097-01	8/23/21	DUP	Radiello	cis-1,2-Dichloroethene	<	0.000041	0.16	
VI-B551E-R1097-01	8/23/21	DUP	Radiello	trans-1,2-Dichloroethene	<	0.000085	0.34	
VI-B551E-R2065-01	2/22/21		Radiello	1,1,1-Trichloroethane	<	0.00003	0.16	
VI-B551E-R2065-01	2/22/21		Radiello	1,1,2-Trichloroethane	<	0.000028	0.15	
VI-B551E-R2065-01	2/22/21		Radiello	1,1-Dichloroethane	<	0.000039	0.16	
VI-B551E-R2065-01	2/22/21		Radiello	1,1-Dichloroethene	<	0.00013	0.52	
VI-B551E-R2065-01	2/22/21		Radiello	1,2-Dichloroethane	<	0.000032	0.13	E
VI-B551E-R2065-01	2/22/21		Radiello	Carbon tetrachloride		0.000041	0.26	
VI-B551E-R2065-01	2/22/21		Radiello	Chloroform	<	0.000027	0.13	E
VI-B551E-R2065-01	2/22/21		Radiello	Tetrachloroethene	<	0.000025	0.17	E
VI-B551E-R2065-01	2/22/21		Radiello	Trichloroethene	<	0.000027	0.15	E
VI-B551E-R2065-01	2/22/21		Radiello	cis-1,2-Dichloroethene	<	0.00004	0.16	
VI-B551E-R2065-01	2/22/21		Radiello	trans-1,2-Dichloroethene	<	0.000084	0.33	
VI-B551E-R2065-01	8/23/21		Radiello	1,1,1-Trichloroethane	<	0.00003	0.16	
VI-B551E-R2065-01	8/23/21		Radiello	1,1,2-Trichloroethane	<	0.000028	0.15	
VI-B551E-R2065-01	8/23/21		Radiello	1,1-Dichloroethane	<	0.00004	0.16	
VI-B551E-R2065-01	8/23/21		Radiello	1,1-Dichloroethene	<	0.00013	0.52	
VI-B551E-R2065-01	8/23/21		Radiello	1,2-Dichloroethane		0.000035	0.14	
VI-B551E-R2065-01	8/23/21		Radiello	Carbon tetrachloride		0.00004	0.25	
VI-B551E-R2065-01	8/23/21		Radiello	Chloroform	<	0.000028	0.14	E
VI-B551E-R2065-01	8/23/21		Radiello	Tetrachloroethene	<	0.000025	0.17	E
VI-B551E-R2065-01	8/23/21		Radiello	Trichloroethene	<	0.000027	0.15	
VI-B551E-R2065-01	8/23/21		Radiello	cis-1,2-Dichloroethene	<	0.000041	0.16	
VI-B551E-R2065-01	8/23/21		Radiello	trans-1,2-Dichloroethene	<	0.000085	0.34	
VI-B551E-R2082-01	2/22/21		Radiello	1,1,1-Trichloroethane	<	0.000029	0.16	
VI-B551E-R2082-01	2/22/21		Radiello	1,1,2-Trichloroethane	<	0.000028	0.15	
VI-B551E-R2082-01	2/22/21		Radiello	1,1-Dichloroethane	<	0.000039	0.16	
VI-B551E-R2082-01	2/22/21		Radiello	1,1-Dichloroethene	<	0.00013	0.52	
VI-B551E-R2082-01	2/22/21		Radiello	1,2-Dichloroethane	<	0.000032	0.13	E
VI-B551E-R2082-01	2/22/21		Radiello	Carbon tetrachloride		0.00004	0.25	
VI-B551E-R2082-01	2/22/21		Radiello	Chloroform	<	0.000027	0.13	E
VI-B551E-R2082-01	2/22/21		Radiello	Tetrachloroethene	<	0.000025	0.17	E
VI-B551E-R2082-01	2/22/21		Radiello	Trichloroethene	<	0.000027	0.15	
VI-B551E-R2082-01	2/22/21		Radiello	cis-1,2-Dichloroethene	<	0.00004	0.16	
VI-B551E-R2082-01	2/22/21		Radiello	trans-1,2-Dichloroethene	<	0.000084	0.33	
VI-B551E-R2082-01	8/23/21		Radiello	1,1,1-Trichloroethane	<	0.000029	0.16	
VI-B551E-R2082-01	8/23/21		Radiello	1,1,2-Trichloroethane	<	0.000027	0.15	
VI-B551E-R2082-01	8/23/21		Radiello	1,1-Dichloroethane	<	0.000039	0.16	
VI-B551E-R2082-01	8/23/21		Radiello	1,1-Dichloroethene	<	0.00013	0.52	
VI-B551E-R2082-01	8/23/21		Radiello	1,2-Dichloroethane		0.000054	0.22	
VI-B551E-R2082-01	8/23/21		Radiello	Carbon tetrachloride		0.000039	0.25	

Attachment 2. Table 6. Vapor intrusion analytical data, Livermore Site, 2021.

Location	Date	Sample Type	Sample Method	Parameter	LOS Indicator	Result in PPM(V/V)	Result in µg/m^3	QA Flag
VI-B551E-R2082-01	8/23/21		Radiello	Chloroform	<	0.000027	0.13	E
VI-B551E-R2082-01	8/23/21		Radiello	Tetrachloroethene	<	0.000025	0.17	E
VI-B551E-R2082-01	8/23/21		Radiello	Trichloroethene	<	0.000027	0.15	E
VI-B551E-R2082-01	8/23/21		Radiello	cis-1,2-Dichloroethene	<	0.00004	0.16	
VI-B551E-R2082-01	8/23/21		Radiello	trans-1,2-Dichloroethene	<	0.000083	0.33	
VI-B551E-R2106-01	2/22/21		Radiello	1,1,1-Trichloroethane	<	0.000029	0.16	
VI-B551E-R2106-01	2/22/21		Radiello	1,1,2-Trichloroethane	<	0.000028	0.15	
VI-B551E-R2106-01	2/22/21		Radiello	1,1-Dichloroethane	<	0.000039	0.16	
VI-B551E-R2106-01	2/22/21		Radiello	1,1-Dichloroethene	<	0.00013	0.52	
VI-B551E-R2106-01	2/22/21		Radiello	1,2-Dichloroethane	<	0.000032	0.13	E
VI-B551E-R2106-01	2/22/21		Radiello	Carbon tetrachloride		0.000048	0.30	
VI-B551E-R2106-01	2/22/21		Radiello	Chloroform	<	0.000027	0.13	E
VI-B551E-R2106-01	2/22/21		Radiello	Tetrachloroethene	<	0.000025	0.17	E
VI-B551E-R2106-01	2/22/21		Radiello	Trichloroethene		0.000035	0.19	
VI-B551E-R2106-01	2/22/21		Radiello	cis-1,2-Dichloroethene	<	0.00004	0.16	
VI-B551E-R2106-01	2/22/21		Radiello	trans-1,2-Dichloroethene	<	0.000084	0.33	
VI-B551E-R2106-01	8/23/21		Radiello	1,1,1-Trichloroethane	<	0.000029	0.16	
VI-B551E-R2106-01	8/23/21		Radiello	1,1,2-Trichloroethane	<	0.000027	0.15	
VI-B551E-R2106-01	8/23/21		Radiello	1,1-Dichloroethane	<	0.000039	0.16	
VI-B551E-R2106-01	8/23/21		Radiello	1,1-Dichloroethene	<	0.00013	0.52	
VI-B551E-R2106-01	8/23/21		Radiello	1,2-Dichloroethane		0.000054	0.22	
VI-B551E-R2106-01	8/23/21		Radiello	Carbon tetrachloride		0.00004	0.25	
VI-B551E-R2106-01	8/23/21		Radiello	Chloroform	<	0.000027	0.13	E
VI-B551E-R2106-01	8/23/21		Radiello	Tetrachloroethene	<	0.000025	0.17	E
VI-B551E-R2106-01	8/23/21		Radiello	Trichloroethene	<	0.000027	0.15	
VI-B551E-R2106-01	8/23/21		Radiello	cis-1,2-Dichloroethene	<	0.00004	0.16	
VI-B551E-R2106-01	8/23/21		Radiello	trans-1,2-Dichloroethene	<	0.000083	0.33	
VI-B551E-R2110-01	2/22/21		Radiello	1,1,1-Trichloroethane	<	0.000029	0.16	
VI-B551E-R2110-01	2/22/21		Radiello	1,1,2-Trichloroethane	<	0.000028	0.15	
VI-B551E-R2110-01	2/22/21		Radiello	1,1-Dichloroethane	<	0.000039	0.16	
VI-B551E-R2110-01	2/22/21		Radiello	1,1-Dichloroethene	<	0.00013	0.52	
VI-B551E-R2110-01	2/22/21		Radiello	1,2-Dichloroethane	<	0.000032	0.13	E
VI-B551E-R2110-01	2/22/21		Radiello	Carbon tetrachloride		0.000045	0.28	
VI-B551E-R2110-01	2/22/21		Radiello	Chloroform	<	0.000027	0.13	E
VI-B551E-R2110-01	2/22/21		Radiello	Tetrachloroethene	<	0.000025	0.17	E
VI-B551E-R2110-01	2/22/21		Radiello	Trichloroethene		0.000027	0.15	
VI-B551E-R2110-01	2/22/21		Radiello	cis-1,2-Dichloroethene	<	0.00004	0.16	
VI-B551E-R2110-01	2/22/21		Radiello	trans-1,2-Dichloroethene	<	0.000084	0.33	
VI-B551E-R2110-01	8/23/21		Radiello	1,1,1-Trichloroethane	<	0.000029	0.16	
VI-B551E-R2110-01	8/23/21		Radiello	1,1,2-Trichloroethane	<	0.000028	0.15	
VI-B551E-R2110-01	8/23/21		Radiello	1,1-Dichloroethane	<	0.000039	0.16	
VI-B551E-R2110-01	8/23/21		Radiello	1,1-Dichloroethene	<	0.00013	0.52	
VI-B551E-R2110-01	8/23/21		Radiello	1,2-Dichloroethane		0.000053	0.21	
VI-B551E-R2110-01	8/23/21		Radiello	Carbon tetrachloride		0.000042	0.26	
VI-B551E-R2110-01	8/23/21		Radiello	Chloroform	<	0.000027	0.13	E
VI-B551E-R2110-01	8/23/21		Radiello	Tetrachloroethene	<	0.000025	0.17	E
VI-B551E-R2110-01	8/23/21		Radiello	Trichloroethene	<	0.000027	0.15	E
VI-B551E-R2110-01	8/23/21		Radiello	cis-1,2-Dichloroethene	<	0.00004	0.16	
VI-B551E-R2110-01	8/23/21		Radiello	trans-1,2-Dichloroethene	<	0.000083	0.33	
VI-B551E-R219-01	2/22/21		Radiello	1,1,1-Trichloroethane	<	0.00003	0.16	
VI-B551E-R219-01	2/22/21		Radiello	1,1,2-Trichloroethane	<	0.000028	0.15	
VI-B551E-R219-01	2/22/21		Radiello	1,1-Dichloroethane	<	0.00004	0.16	
VI-B551E-R219-01	2/22/21		Radiello	1,1-Dichloroethene	<	0.00014	0.55	
VI-B551E-R219-01	2/22/21		Radiello	1,2-Dichloroethane	<	0.000033	0.13	E
VI-B551E-R219-01	2/22/21		Radiello	Carbon tetrachloride		0.000046	0.29	
VI-B551E-R219-01	2/22/21		Radiello	Chloroform	<	0.000028	0.14	E
VI-B551E-R219-01	2/22/21		Radiello	Tetrachloroethene	<	0.000025	0.17	E
VI-B551E-R219-01	2/22/21		Radiello	Trichloroethene	<	0.000027	0.15	E
VI-B551E-R219-01	2/22/21		Radiello	cis-1,2-Dichloroethene	<	0.000041	0.16	
VI-B551E-R219-01	2/22/21		Radiello	trans-1,2-Dichloroethene	<	0.000086	0.34	

Attachment 2. Table 6. Vapor intrusion analytical data, Livermore Site, 2021.

Location	Date	Sample Type	Sample Method	Parameter	LOS Indicator	Result in PPM(V/V)	Result in µg/m^3	QA Flag
VI-B551E-R219-01	8/23/21		Radiello	1,1,1-Trichloroethane	<	0.00003	0.16	
VI-B551E-R219-01	8/23/21		Radiello	1,1,2-Trichloroethane	<	0.000028	0.15	
VI-B551E-R219-01	8/23/21		Radiello	1,1-Dichloroethane	<	0.00004	0.16	
VI-B551E-R219-01	8/23/21		Radiello	1,1-Dichloroethene	<	0.00013	0.52	
VI-B551E-R219-01	8/23/21		Radiello	1,2-Dichloroethane	<	0.000032	0.13	E
VI-B551E-R219-01	8/23/21		Radiello	Carbon tetrachloride		0.00004	0.25	
VI-B551E-R219-01	8/23/21		Radiello	Chloroform	<	0.000028	0.14	E
VI-B551E-R219-01	8/23/21		Radiello	Tetrachloroethene	<	0.000025	0.17	
VI-B551E-R219-01	8/23/21		Radiello	Trichloroethene	<	0.000027	0.15	
VI-B551E-R219-01	8/23/21		Radiello	cis-1,2-Dichloroethene	<	0.000041	0.16	
VI-B551E-R219-01	8/23/21		Radiello	trans-1,2-Dichloroethene	<	0.000085	0.34	
VI-B551W-1-CORR1-01	2/22/21		Radiello	1,1,1-Trichloroethane	<	0.00003	0.16	
VI-B551W-1-CORR1-01	2/22/21		Radiello	1,1,2-Trichloroethane	<	0.000028	0.15	
VI-B551W-1-CORR1-01	2/22/21		Radiello	1,1-Dichloroethane	<	0.000039	0.16	
VI-B551W-1-CORR1-01	2/22/21		Radiello	1,1-Dichloroethene	<	0.00013	0.52	
VI-B551W-1-CORR1-01	2/22/21		Radiello	1,2-Dichloroethane	<	0.000032	0.13	E
VI-B551W-1-CORR1-01	2/22/21		Radiello	Carbon tetrachloride		0.000038	0.24	
VI-B551W-1-CORR1-01	2/22/21		Radiello	Chloroform	<	0.000027	0.13	E
VI-B551W-1-CORR1-01	2/22/21		Radiello	Tetrachloroethene	<	0.000025	0.17	
VI-B551W-1-CORR1-01	2/22/21		Radiello	Trichloroethene	<	0.000027	0.15	E
VI-B551W-1-CORR1-01	2/22/21		Radiello	cis-1,2-Dichloroethene	<	0.00004	0.16	
VI-B551W-1-CORR1-01	2/22/21		Radiello	trans-1,2-Dichloroethene	<	0.000084	0.33	
VI-B551W-1-CORR1-01	8/23/21		Radiello	1,1,1-Trichloroethane	<	0.00003	0.16	
VI-B551W-1-CORR1-01	8/23/21		Radiello	1,1,2-Trichloroethane	<	0.000028	0.15	
VI-B551W-1-CORR1-01	8/23/21		Radiello	1,1-Dichloroethane	<	0.000039	0.16	
VI-B551W-1-CORR1-01	8/23/21		Radiello	1,1-Dichloroethene	<	0.00013	0.52	
VI-B551W-1-CORR1-01	8/23/21		Radiello	1,2-Dichloroethane	<	0.000032	0.13	E
VI-B551W-1-CORR1-01	8/23/21		Radiello	Carbon tetrachloride		0.000042	0.26	
VI-B551W-1-CORR1-01	8/23/21		Radiello	Chloroform	<	0.000027	0.13	E
VI-B551W-1-CORR1-01	8/23/21		Radiello	Tetrachloroethene	<	0.000025	0.17	E
VI-B551W-1-CORR1-01	8/23/21		Radiello	Trichloroethene	<	0.000027	0.15	E
VI-B551W-1-CORR1-01	8/23/21		Radiello	cis-1,2-Dichloroethene	<	0.00004	0.16	
VI-B551W-1-CORR1-01	8/23/21		Radiello	trans-1,2-Dichloroethene	<	0.000084	0.33	
VI-B551W-1-CORR10-01	2/22/21		Radiello	1,1,1-Trichloroethane	<	0.00003	0.16	
VI-B551W-1-CORR10-01	2/22/21		Radiello	1,1,2-Trichloroethane	<	0.000028	0.15	
VI-B551W-1-CORR10-01	2/22/21		Radiello	1,1-Dichloroethane	<	0.000039	0.16	
VI-B551W-1-CORR10-01	2/22/21		Radiello	1,1-Dichloroethene	<	0.00013	0.52	
VI-B551W-1-CORR10-01	2/22/21		Radiello	1,2-Dichloroethane	<	0.000032	0.13	E
VI-B551W-1-CORR10-01	2/22/21		Radiello	Carbon tetrachloride		0.000037	0.23	
VI-B551W-1-CORR10-01	2/22/21		Radiello	Chloroform	<	0.000027	0.13	E
VI-B551W-1-CORR10-01	2/22/21		Radiello	Tetrachloroethene	<	0.000025	0.17	
VI-B551W-1-CORR10-01	2/22/21		Radiello	Trichloroethene	<	0.000027	0.15	
VI-B551W-1-CORR10-01	2/22/21		Radiello	cis-1,2-Dichloroethene	<	0.00004	0.16	
VI-B551W-1-CORR10-01	2/22/21		Radiello	trans-1,2-Dichloroethene	<	0.000084	0.33	
VI-B551W-1-CORR10-01	8/23/21		Radiello	1,1,1-Trichloroethane	<	0.00003	0.16	
VI-B551W-1-CORR10-01	8/23/21		Radiello	1,1,2-Trichloroethane	<	0.000028	0.15	
VI-B551W-1-CORR10-01	8/23/21		Radiello	1,1-Dichloroethane	<	0.000039	0.16	
VI-B551W-1-CORR10-01	8/23/21		Radiello	1,1-Dichloroethene	<	0.00013	0.52	
VI-B551W-1-CORR10-01	8/23/21		Radiello	1,2-Dichloroethane		0.000034	0.14	
VI-B551W-1-CORR10-01	8/23/21		Radiello	Carbon tetrachloride		0.000039	0.25	
VI-B551W-1-CORR10-01	8/23/21		Radiello	Chloroform	<	0.000027	0.13	E
VI-B551W-1-CORR10-01	8/23/21		Radiello	Tetrachloroethene	<	0.000025	0.17	
VI-B551W-1-CORR10-01	8/23/21		Radiello	Trichloroethene	<	0.000027	0.15	
VI-B551W-1-CORR10-01	8/23/21		Radiello	cis-1,2-Dichloroethene	<	0.00004	0.16	
VI-B551W-1-CORR10-01	8/23/21		Radiello	trans-1,2-Dichloroethene	<	0.000084	0.33	
VI-B551W-1-CORR11-01	2/22/21		Radiello	1,1,1-Trichloroethane	<	0.000029	0.16	
VI-B551W-1-CORR11-01	2/22/21		Radiello	1,1,2-Trichloroethane	<	0.000028	0.15	
VI-B551W-1-CORR11-01	2/22/21		Radiello	1,1-Dichloroethane	<	0.000039	0.16	
VI-B551W-1-CORR11-01	2/22/21		Radiello	1,1-Dichloroethene	<	0.00013	0.52	
VI-B551W-1-CORR11-01	2/22/21		Radiello	1,2-Dichloroethane	<	0.000032	0.13	E

Attachment 2. Table 6. Vapor intrusion analytical data, Livermore Site, 2021.

Location	Date	Sample Type	Sample Method	Parameter	LOS Indicator	Result in PPM(V/V)	Result in µg/m^3	QA Flag
VI-B551W-1-CORR11-01	2/22/21		Radiello	Carbon tetrachloride		0.000032	0.20	
VI-B551W-1-CORR11-01	2/22/21		Radiello	Chloroform	<	0.000027	0.13	E
VI-B551W-1-CORR11-01	2/22/21		Radiello	Tetrachloroethene	<	0.000025	0.17	
VI-B551W-1-CORR11-01	2/22/21		Radiello	Trichloroethene	<	0.000027	0.15	
VI-B551W-1-CORR11-01	2/22/21		Radiello	cis-1,2-Dichloroethene	<	0.00004	0.16	
VI-B551W-1-CORR11-01	2/22/21		Radiello	trans-1,2-Dichloroethene	<	0.000084	0.33	
VI-B551W-1-CORR11-01	2/22/21	DUP	Radiello	1,1,1-Trichloroethane	<	0.00003	0.16	
VI-B551W-1-CORR11-01	2/22/21	DUP	Radiello	1,1,2-Trichloroethane	<	0.000028	0.15	
VI-B551W-1-CORR11-01	2/22/21	DUP	Radiello	1,1-Dichloroethane	<	0.000039	0.16	
VI-B551W-1-CORR11-01	2/22/21	DUP	Radiello	1,1-Dichloroethene	<	0.00013	0.52	
VI-B551W-1-CORR11-01	2/22/21	DUP	Radiello	1,2-Dichloroethane	<	0.000032	0.13	E
VI-B551W-1-CORR11-01	2/22/21	DUP	Radiello	Carbon tetrachloride		0.000042	0.26	
VI-B551W-1-CORR11-01	2/22/21	DUP	Radiello	Chloroform	<	0.000027	0.13	E
VI-B551W-1-CORR11-01	2/22/21	DUP	Radiello	Tetrachloroethene	<	0.000025	0.17	
VI-B551W-1-CORR11-01	2/22/21	DUP	Radiello	Trichloroethene	<	0.000027	0.15	E
VI-B551W-1-CORR11-01	2/22/21	DUP	Radiello	cis-1,2-Dichloroethene	<	0.00004	0.16	
VI-B551W-1-CORR11-01	2/22/21	DUP	Radiello	trans-1,2-Dichloroethene	<	0.000084	0.33	
VI-B551W-1-CORR11-01	8/23/21		Radiello	1,1,1-Trichloroethane	<	0.00003	0.16	
VI-B551W-1-CORR11-01	8/23/21		Radiello	1,1,2-Trichloroethane	<	0.000028	0.15	
VI-B551W-1-CORR11-01	8/23/21		Radiello	1,1-Dichloroethane	<	0.000039	0.16	
VI-B551W-1-CORR11-01	8/23/21		Radiello	1,1-Dichloroethene	<	0.00013	0.52	
VI-B551W-1-CORR11-01	8/23/21		Radiello	1,2-Dichloroethane		0.000035	0.14	
VI-B551W-1-CORR11-01	8/23/21		Radiello	Carbon tetrachloride		0.000046	0.29	
VI-B551W-1-CORR11-01	8/23/21		Radiello	Chloroform		0.000027	0.13	
VI-B551W-1-CORR11-01	8/23/21		Radiello	Tetrachloroethene	<	0.000025	0.17	
VI-B551W-1-CORR11-01	8/23/21		Radiello	Trichloroethene	<	0.000027	0.15	
VI-B551W-1-CORR11-01	8/23/21		Radiello	cis-1,2-Dichloroethene	<	0.00004	0.16	
VI-B551W-1-CORR11-01	8/23/21		Radiello	trans-1,2-Dichloroethene	<	0.000084	0.33	
VI-B551W-1-CORR11-01	8/23/21	DUP	Radiello	1,1,1-Trichloroethane	<	0.00003	0.16	
VI-B551W-1-CORR11-01	8/23/21	DUP	Radiello	1,1,2-Trichloroethane	<	0.000028	0.15	
VI-B551W-1-CORR11-01	8/23/21	DUP	Radiello	1,1-Dichloroethane	<	0.00004	0.16	
VI-B551W-1-CORR11-01	8/23/21	DUP	Radiello	1,1-Dichloroethene	<	0.00013	0.52	
VI-B551W-1-CORR11-01	8/23/21	DUP	Radiello	1,2-Dichloroethane	<	0.000032	0.13	E
VI-B551W-1-CORR11-01	8/23/21	DUP	Radiello	Carbon tetrachloride		0.000036	0.23	
VI-B551W-1-CORR11-01	8/23/21	DUP	Radiello	Chloroform	<	0.000028	0.14	E
VI-B551W-1-CORR11-01	8/23/21	DUP	Radiello	Tetrachloroethene	<	0.000025	0.17	
VI-B551W-1-CORR11-01	8/23/21	DUP	Radiello	Trichloroethene	<	0.000027	0.15	
VI-B551W-1-CORR11-01	8/23/21	DUP	Radiello	cis-1,2-Dichloroethene	<	0.000041	0.16	
VI-B551W-1-CORR11-01	8/23/21	DUP	Radiello	trans-1,2-Dichloroethene	<	0.000085	0.34	
VI-B551W-2-CORR1-01	2/22/21		Radiello	1,1,1-Trichloroethane	<	0.000029	0.16	
VI-B551W-2-CORR1-01	2/22/21		Radiello	1,1,2-Trichloroethane	<	0.000028	0.15	
VI-B551W-2-CORR1-01	2/22/21		Radiello	1,1-Dichloroethane	<	0.000039	0.16	
VI-B551W-2-CORR1-01	2/22/21		Radiello	1,1-Dichloroethene	<	0.00013	0.52	
VI-B551W-2-CORR1-01	2/22/21		Radiello	1,2-Dichloroethane	<	0.000032	0.13	E
VI-B551W-2-CORR1-01	2/22/21		Radiello	Carbon tetrachloride		0.000055	0.35	
VI-B551W-2-CORR1-01	2/22/21		Radiello	Chloroform	<	0.000027	0.13	E
VI-B551W-2-CORR1-01	2/22/21		Radiello	Tetrachloroethene	<	0.000025	0.17	
VI-B551W-2-CORR1-01	2/22/21		Radiello	Trichloroethene	<	0.000027	0.15	E
VI-B551W-2-CORR1-01	2/22/21		Radiello	cis-1,2-Dichloroethene	<	0.00004	0.16	
VI-B551W-2-CORR1-01	2/22/21		Radiello	trans-1,2-Dichloroethene	<	0.000084	0.33	
VI-B551W-2-CORR1-01	8/23/21		Radiello	1,1,1-Trichloroethane	<	0.00003	0.16	
VI-B551W-2-CORR1-01	8/23/21		Radiello	1,1,2-Trichloroethane	<	0.000028	0.15	
VI-B551W-2-CORR1-01	8/23/21		Radiello	1,1-Dichloroethane	<	0.000039	0.16	
VI-B551W-2-CORR1-01	8/23/21		Radiello	1,1-Dichloroethene	<	0.00013	0.52	
VI-B551W-2-CORR1-01	8/23/21		Radiello	1,2-Dichloroethane	<	0.000032	0.13	E
VI-B551W-2-CORR1-01	8/23/21		Radiello	Carbon tetrachloride		0.00004	0.25	
VI-B551W-2-CORR1-01	8/23/21		Radiello	Chloroform	<	0.000027	0.13	E
VI-B551W-2-CORR1-01	8/23/21		Radiello	Tetrachloroethene	<	0.000025	0.17	
VI-B551W-2-CORR1-01	8/23/21		Radiello	Trichloroethene	<	0.000027	0.15	
VI-B551W-2-CORR1-01	8/23/21		Radiello	cis-1,2-Dichloroethene	<	0.00004	0.16	

Attachment 2. Table 6. Vapor intrusion analytical data, Livermore Site, 2021.

Location	Date	Sample Type	Sample Method	Parameter	LOS Indicator	Result in PPM(V/V)	Result in µg/m^3	QA Flag
VI-B551W-2-CORR1-01	8/23/21		Radiello	trans-1,2-Dichloroethene	<	0.000084	0.33	
VI-B551W-2-CORR11-01	2/22/21		Radiello	1,1,1-Trichloroethane	<	0.000029	0.16	
VI-B551W-2-CORR11-01	2/22/21		Radiello	1,1,2-Trichloroethane	<	0.000028	0.15	
VI-B551W-2-CORR11-01	2/22/21		Radiello	1,1-Dichloroethane	<	0.000039	0.16	
VI-B551W-2-CORR11-01	2/22/21		Radiello	1,1-Dichloroethene	<	0.00013	0.52	
VI-B551W-2-CORR11-01	2/22/21		Radiello	1,2-Dichloroethane	<	0.000032	0.13	E
VI-B551W-2-CORR11-01	2/22/21		Radiello	Carbon tetrachloride		0.000044	0.28	
VI-B551W-2-CORR11-01	2/22/21		Radiello	Chloroform	<	0.000027	0.13	E
VI-B551W-2-CORR11-01	2/22/21		Radiello	Tetrachloroethene	<	0.000025	0.17	
VI-B551W-2-CORR11-01	2/22/21		Radiello	Trichloroethene	<	0.000027	0.15	E
VI-B551W-2-CORR11-01	2/22/21		Radiello	cis-1,2-Dichloroethene	<	0.00004	0.16	
VI-B551W-2-CORR11-01	2/22/21		Radiello	trans-1,2-Dichloroethene	<	0.000084	0.33	
VI-B551W-2-CORR11-01	8/23/21		Radiello	1,1,1-Trichloroethane	<	0.000029	0.16	
VI-B551W-2-CORR11-01	8/23/21		Radiello	1,1,2-Trichloroethane	<	0.000027	0.15	
VI-B551W-2-CORR11-01	8/23/21		Radiello	1,1-Dichloroethane	<	0.000039	0.16	
VI-B551W-2-CORR11-01	8/23/21		Radiello	1,1-Dichloroethene	<	0.00013	0.52	
VI-B551W-2-CORR11-01	8/23/21		Radiello	1,2-Dichloroethane		0.000064	0.26	
VI-B551W-2-CORR11-01	8/23/21		Radiello	Carbon tetrachloride		0.000044	0.28	
VI-B551W-2-CORR11-01	8/23/21		Radiello	Chloroform	<	0.000027	0.13	E
VI-B551W-2-CORR11-01	8/23/21		Radiello	Tetrachloroethene	<	0.000025	0.17	E
VI-B551W-2-CORR11-01	8/23/21		Radiello	Trichloroethene	<	0.000027	0.15	E
VI-B551W-2-CORR11-01	8/23/21		Radiello	cis-1,2-Dichloroethene	<	0.00004	0.16	
VI-B551W-2-CORR11-01	8/23/21		Radiello	trans-1,2-Dichloroethene	<	0.000083	0.33	
VI-B551W-R1250-01	2/22/21		Radiello	1,1,1-Trichloroethane	<	0.00003	0.16	
VI-B551W-R1250-01	2/22/21		Radiello	1,1,2-Trichloroethane	<	0.000028	0.15	
VI-B551W-R1250-01	2/22/21		Radiello	1,1-Dichloroethane	<	0.000039	0.16	
VI-B551W-R1250-01	2/22/21		Radiello	1,1-Dichloroethene	<	0.00013	0.52	
VI-B551W-R1250-01	2/22/21		Radiello	1,2-Dichloroethane	<	0.000032	0.13	E
VI-B551W-R1250-01	2/22/21		Radiello	Carbon tetrachloride		0.000044	0.28	
VI-B551W-R1250-01	2/22/21		Radiello	Chloroform	<	0.000027	0.13	E
VI-B551W-R1250-01	2/22/21		Radiello	Tetrachloroethene	<	0.000025	0.17	
VI-B551W-R1250-01	2/22/21		Radiello	Trichloroethene	<	0.000027	0.15	
VI-B551W-R1250-01	2/22/21		Radiello	cis-1,2-Dichloroethene	<	0.00004	0.16	
VI-B551W-R1250-01	2/22/21		Radiello	trans-1,2-Dichloroethene	<	0.000084	0.33	
VI-B551W-R1250-01	8/23/21		Radiello	1,1,1-Trichloroethane	<	0.000029	0.16	
VI-B551W-R1250-01	8/23/21		Radiello	1,1,2-Trichloroethane	<	0.000028	0.15	
VI-B551W-R1250-01	8/23/21		Radiello	1,1-Dichloroethane	<	0.000039	0.16	
VI-B551W-R1250-01	8/23/21		Radiello	1,1-Dichloroethene	<	0.00013	0.52	
VI-B551W-R1250-01	8/23/21		Radiello	1,2-Dichloroethane		0.000039	0.16	
VI-B551W-R1250-01	8/23/21		Radiello	Carbon tetrachloride		0.000043	0.27	
VI-B551W-R1250-01	8/23/21		Radiello	Chloroform	<	0.000027	0.13	E
VI-B551W-R1250-01	8/23/21		Radiello	Tetrachloroethene	<	0.000025	0.17	
VI-B551W-R1250-01	8/23/21		Radiello	Trichloroethene	<	0.000027	0.15	
VI-B551W-R1250-01	8/23/21		Radiello	cis-1,2-Dichloroethene	<	0.00004	0.16	
VI-B551W-R1250-01	8/23/21		Radiello	trans-1,2-Dichloroethene	<	0.000084	0.33	
VI-B551W-R1324-01	2/22/21		Radiello	1,1,1-Trichloroethane	<	0.000029	0.16	
VI-B551W-R1324-01	2/22/21		Radiello	1,1,2-Trichloroethane	<	0.000028	0.15	
VI-B551W-R1324-01	2/22/21		Radiello	1,1-Dichloroethane	<	0.000039	0.16	
VI-B551W-R1324-01	2/22/21		Radiello	1,1-Dichloroethene	<	0.00013	0.52	
VI-B551W-R1324-01	2/22/21		Radiello	1,2-Dichloroethane	<	0.000032	0.13	E
VI-B551W-R1324-01	2/22/21		Radiello	Carbon tetrachloride		0.000045	0.28	
VI-B551W-R1324-01	2/22/21		Radiello	Chloroform	<	0.000027	0.13	E
VI-B551W-R1324-01	2/22/21		Radiello	Tetrachloroethene	<	0.000025	0.17	
VI-B551W-R1324-01	2/22/21		Radiello	Trichloroethene	<	0.000027	0.15	E
VI-B551W-R1324-01	2/22/21		Radiello	cis-1,2-Dichloroethene	<	0.00004	0.16	
VI-B551W-R1324-01	2/22/21		Radiello	trans-1,2-Dichloroethene	<	0.000084	0.33	
VI-B551W-R1324-01	8/23/21		Radiello	1,1,1-Trichloroethane	<	0.00003	0.16	
VI-B551W-R1324-01	8/23/21		Radiello	1,1,2-Trichloroethane	<	0.000028	0.15	
VI-B551W-R1324-01	8/23/21		Radiello	1,1-Dichloroethane	<	0.00004	0.16	
VI-B551W-R1324-01	8/23/21		Radiello	1,1-Dichloroethene	<	0.00013	0.52	

Attachment 2. Table 6. Vapor intrusion analytical data, Livermore Site, 2021.

Location	Date	Sample Type	Sample Method	Parameter	LOS Indicator	Result in PPM(V/V)	Result in µg/m^3	QA Flag
VI-B551W-R1324-01	8/23/21		Radiello	1,2-Dichloroethane	<	0.000032	0.13	E
VI-B551W-R1324-01	8/23/21		Radiello	Carbon tetrachloride		0.000038	0.24	
VI-B551W-R1324-01	8/23/21		Radiello	Chloroform	<	0.000028	0.14	E
VI-B551W-R1324-01	8/23/21		Radiello	Tetrachloroethene	<	0.000025	0.17	
VI-B551W-R1324-01	8/23/21		Radiello	Trichloroethene	<	0.000027	0.15	
VI-B551W-R1324-01	8/23/21		Radiello	cis-1,2-Dichloroethene	<	0.000041	0.16	
VI-B551W-R1324-01	8/23/21		Radiello	trans-1,2-Dichloroethene	<	0.000085	0.34	
VI-B551W-R1404-01	2/22/21		Radiello	1,1,1-Trichloroethane	<	0.00003	0.16	
VI-B551W-R1404-01	2/22/21		Radiello	1,1,2-Trichloroethane	<	0.000028	0.15	
VI-B551W-R1404-01	2/22/21		Radiello	1,1-Dichloroethane	<	0.000039	0.16	
VI-B551W-R1404-01	2/22/21		Radiello	1,1-Dichloroethene	<	0.00013	0.52	
VI-B551W-R1404-01	2/22/21		Radiello	1,2-Dichloroethane	<	0.000032	0.13	E
VI-B551W-R1404-01	2/22/21		Radiello	Carbon tetrachloride		0.000045	0.28	
VI-B551W-R1404-01	2/22/21		Radiello	Chloroform	<	0.000027	0.13	E
VI-B551W-R1404-01	2/22/21		Radiello	Tetrachloroethene	<	0.000025	0.17	
VI-B551W-R1404-01	2/22/21		Radiello	Trichloroethene	<	0.000027	0.15	E
VI-B551W-R1404-01	2/22/21		Radiello	cis-1,2-Dichloroethene	<	0.00004	0.16	
VI-B551W-R1404-01	2/22/21		Radiello	trans-1,2-Dichloroethene	<	0.000084	0.33	
VI-B551W-R1404-01	8/23/21		Radiello	1,1,1-Trichloroethane	<	0.000029	0.16	
VI-B551W-R1404-01	8/23/21		Radiello	1,1,2-Trichloroethane	<	0.000027	0.15	
VI-B551W-R1404-01	8/23/21		Radiello	1,1-Dichloroethane	<	0.000039	0.16	
VI-B551W-R1404-01	8/23/21		Radiello	1,1-Dichloroethene	<	0.00013	0.52	
VI-B551W-R1404-01	8/23/21		Radiello	1,2-Dichloroethane	<	0.000032	0.13	E
VI-B551W-R1404-01	8/23/21		Radiello	Carbon tetrachloride		0.00004	0.25	
VI-B551W-R1404-01	8/23/21		Radiello	Chloroform	<	0.000027	0.13	E
VI-B551W-R1404-01	8/23/21		Radiello	Tetrachloroethene	<	0.000025	0.17	E
VI-B551W-R1404-01	8/23/21		Radiello	Trichloroethene	<	0.000027	0.15	E
VI-B551W-R1404-01	8/23/21		Radiello	cis-1,2-Dichloroethene	<	0.00004	0.16	
VI-B551W-R1404-01	8/23/21		Radiello	trans-1,2-Dichloroethene	<	0.000083	0.33	
VI-B551W-R1415-01	2/22/21		Radiello	1,1,1-Trichloroethane	<	0.00003	0.16	
VI-B551W-R1415-01	2/22/21		Radiello	1,1,2-Trichloroethane	<	0.000028	0.15	
VI-B551W-R1415-01	2/22/21		Radiello	1,1-Dichloroethane	<	0.000039	0.16	
VI-B551W-R1415-01	2/22/21		Radiello	1,1-Dichloroethene	<	0.00013	0.52	
VI-B551W-R1415-01	2/22/21		Radiello	1,2-Dichloroethane	<	0.000032	0.13	E
VI-B551W-R1415-01	2/22/21		Radiello	Carbon tetrachloride		0.000044	0.28	
VI-B551W-R1415-01	2/22/21		Radiello	Chloroform	<	0.000027	0.13	E
VI-B551W-R1415-01	2/22/21		Radiello	Tetrachloroethene	<	0.000025	0.17	
VI-B551W-R1415-01	2/22/21		Radiello	Trichloroethene	<	0.000027	0.15	E
VI-B551W-R1415-01	2/22/21		Radiello	cis-1,2-Dichloroethene	<	0.00004	0.16	
VI-B551W-R1415-01	2/22/21		Radiello	trans-1,2-Dichloroethene	<	0.000084	0.33	
VI-B551W-R1415-01	8/23/21		Radiello	1,1,1-Trichloroethane	<	0.00003	0.16	
VI-B551W-R1415-01	8/23/21		Radiello	1,1,2-Trichloroethane	<	0.000028	0.15	
VI-B551W-R1415-01	8/23/21		Radiello	1,1-Dichloroethane	<	0.000039	0.16	
VI-B551W-R1415-01	8/23/21		Radiello	1,1-Dichloroethene	<	0.00013	0.52	
VI-B551W-R1415-01	8/23/21		Radiello	1,2-Dichloroethane		0.000037	0.15	
VI-B551W-R1415-01	8/23/21		Radiello	Carbon tetrachloride		0.000036	0.23	
VI-B551W-R1415-01	8/23/21		Radiello	Chloroform	<	0.000027	0.13	E
VI-B551W-R1415-01	8/23/21		Radiello	Tetrachloroethene	<	0.000025	0.17	
VI-B551W-R1415-01	8/23/21		Radiello	Trichloroethene	<	0.000027	0.15	
VI-B551W-R1415-01	8/23/21		Radiello	cis-1,2-Dichloroethene	<	0.00004	0.16	
VI-B551W-R1415-01	8/23/21		Radiello	trans-1,2-Dichloroethene	<	0.000084	0.33	
VI-B551W-R2208-01	2/22/21		Radiello	1,1,1-Trichloroethane	<	0.000029	0.16	
VI-B551W-R2208-01	2/22/21		Radiello	1,1,2-Trichloroethane	<	0.000028	0.15	
VI-B551W-R2208-01	2/22/21		Radiello	1,1-Dichloroethane	<	0.000039	0.16	
VI-B551W-R2208-01	2/22/21		Radiello	1,1-Dichloroethene	<	0.00013	0.52	
VI-B551W-R2208-01	2/22/21		Radiello	1,2-Dichloroethane	<	0.000032	0.13	E
VI-B551W-R2208-01	2/22/21		Radiello	Carbon tetrachloride		0.000051	0.32	
VI-B551W-R2208-01	2/22/21		Radiello	Chloroform	<	0.000027	0.13	E
VI-B551W-R2208-01	2/22/21		Radiello	Tetrachloroethene	<	0.000025	0.17	
VI-B551W-R2208-01	2/22/21		Radiello	Trichloroethene	<	0.000027	0.15	

Attachment 2. Table 6. Vapor intrusion analytical data, Livermore Site, 2021.

Location	Date	Sample Type	Sample Method	Parameter	LOS Indicator	Result in PPM(V/V)	Result in µg/m^3	QA Flag
VI-B551W-R2208-01	2/22/21		Radiello	cis-1,2-Dichloroethene	<	0.00004	0.16	
VI-B551W-R2208-01	2/22/21		Radiello	trans-1,2-Dichloroethene	<	0.000084	0.33	
VI-B551W-R2208-01	8/23/21		Radiello	1,1,1-Trichloroethane	<	0.000029	0.16	
VI-B551W-R2208-01	8/23/21		Radiello	1,1,2-Trichloroethane	<	0.000028	0.15	
VI-B551W-R2208-01	8/23/21		Radiello	1,1-Dichloroethane	<	0.000039	0.16	
VI-B551W-R2208-01	8/23/21		Radiello	1,1-Dichloroethene	<	0.00013	0.52	
VI-B551W-R2208-01	8/23/21		Radiello	1,2-Dichloroethane		0.000073	0.30	
VI-B551W-R2208-01	8/23/21		Radiello	Carbon tetrachloride		0.000049	0.31	
VI-B551W-R2208-01	8/23/21		Radiello	Chloroform	<	0.000027	0.13	E
VI-B551W-R2208-01	8/23/21		Radiello	Tetrachloroethene	<	0.000025	0.17	E
VI-B551W-R2208-01	8/23/21		Radiello	Trichloroethene	<	0.000027	0.15	
VI-B551W-R2208-01	8/23/21		Radiello	cis-1,2-Dichloroethene	<	0.00004	0.16	
VI-B551W-R2208-01	8/23/21		Radiello	trans-1,2-Dichloroethene	<	0.000083	0.33	
VI-B551W-R2310A-01	2/22/21		Radiello	1,1,1-Trichloroethane	<	0.000029	0.16	
VI-B551W-R2310A-01	2/22/21		Radiello	1,1,2-Trichloroethane	<	0.000027	0.15	
VI-B551W-R2310A-01	2/22/21		Radiello	1,1-Dichloroethane	<	0.000039	0.16	
VI-B551W-R2310A-01	2/22/21		Radiello	1,1-Dichloroethene	<	0.00013	0.52	
VI-B551W-R2310A-01	2/22/21		Radiello	1,2-Dichloroethane	<	0.000032	0.13	E
VI-B551W-R2310A-01	2/22/21		Radiello	Carbon tetrachloride		0.000048	0.30	
VI-B551W-R2310A-01	2/22/21		Radiello	Chloroform	<	0.000027	0.13	E
VI-B551W-R2310A-01	2/22/21		Radiello	Tetrachloroethene	<	0.000025	0.17	
VI-B551W-R2310A-01	2/22/21		Radiello	Trichloroethene	<	0.000027	0.15	
VI-B551W-R2310A-01	2/22/21		Radiello	cis-1,2-Dichloroethene	<	0.00004	0.16	
VI-B551W-R2310A-01	2/22/21		Radiello	trans-1,2-Dichloroethene	<	0.000083	0.33	
VI-B551W-R2310A-01	8/23/21		Radiello	1,1,1-Trichloroethane	<	0.00003	0.16	
VI-B551W-R2310A-01	8/23/21		Radiello	1,1,2-Trichloroethane	<	0.000028	0.15	
VI-B551W-R2310A-01	8/23/21		Radiello	1,1-Dichloroethane	<	0.000039	0.16	
VI-B551W-R2310A-01	8/23/21		Radiello	1,1-Dichloroethene	<	0.00013	0.52	
VI-B551W-R2310A-01	8/23/21		Radiello	1,2-Dichloroethane	<	0.000032	0.13	E
VI-B551W-R2310A-01	8/23/21		Radiello	Carbon tetrachloride		0.000047	0.30	
VI-B551W-R2310A-01	8/23/21		Radiello	Chloroform	<	0.000027	0.13	E
VI-B551W-R2310A-01	8/23/21		Radiello	Tetrachloroethene	<	0.000025	0.17	E
VI-B551W-R2310A-01	8/23/21		Radiello	Trichloroethene	<	0.000027	0.15	
VI-B551W-R2310A-01	8/23/21		Radiello	cis-1,2-Dichloroethene	<	0.00004	0.16	
VI-B551W-R2310A-01	8/23/21		Radiello	trans-1,2-Dichloroethene	<	0.000084	0.33	
VI-B551W-R2316-01	2/22/21		Radiello	1,1,1-Trichloroethane	<	0.00003	0.16	
VI-B551W-R2316-01	2/22/21		Radiello	1,1,2-Trichloroethane	<	0.000028	0.15	
VI-B551W-R2316-01	2/22/21		Radiello	1,1-Dichloroethane	<	0.000039	0.16	
VI-B551W-R2316-01	2/22/21		Radiello	1,1-Dichloroethene	<	0.00013	0.52	
VI-B551W-R2316-01	2/22/21		Radiello	1,2-Dichloroethane	<	0.000032	0.13	E
VI-B551W-R2316-01	2/22/21		Radiello	Carbon tetrachloride		0.000046	0.29	
VI-B551W-R2316-01	2/22/21		Radiello	Chloroform	<	0.000027	0.13	E
VI-B551W-R2316-01	2/22/21		Radiello	Tetrachloroethene	<	0.000025	0.17	
VI-B551W-R2316-01	2/22/21		Radiello	Trichloroethene	<	0.000027	0.15	
VI-B551W-R2316-01	2/22/21		Radiello	cis-1,2-Dichloroethene	<	0.00004	0.16	
VI-B551W-R2316-01	2/22/21		Radiello	trans-1,2-Dichloroethene	<	0.000084	0.33	
VI-B551W-R2316-01	9/20/21		Radiello	1,1,1-Trichloroethane	<	0.000029	0.16	
VI-B551W-R2316-01	9/20/21		Radiello	1,1,2-Trichloroethane	<	0.000027	0.15	
VI-B551W-R2316-01	9/20/21		Radiello	1,1-Dichloroethane	<	0.000039	0.16	
VI-B551W-R2316-01	9/20/21		Radiello	1,1-Dichloroethene	<	0.00013	0.52	
VI-B551W-R2316-01	9/20/21		Radiello	1,2-Dichloroethane	<	0.000032	0.13	E
VI-B551W-R2316-01	9/20/21		Radiello	Carbon tetrachloride		0.000048	0.30	
VI-B551W-R2316-01	9/20/21		Radiello	Chloroform	<	0.000027	0.13	E
VI-B551W-R2316-01	9/20/21		Radiello	Tetrachloroethene	<	0.000025	0.17	
VI-B551W-R2316-01	9/20/21		Radiello	Trichloroethene	<	0.000026	0.14	
VI-B551W-R2316-01	9/20/21		Radiello	cis-1,2-Dichloroethene	<	0.00004	0.16	
VI-B551W-R2316-01	9/20/21		Radiello	trans-1,2-Dichloroethene	<	0.000083	0.33	
VI-B551W-R2372-01	2/22/21		Radiello	1,1,1-Trichloroethane	<	0.000029	0.16	
VI-B551W-R2372-01	2/22/21		Radiello	1,1,2-Trichloroethane	<	0.000028	0.15	
VI-B551W-R2372-01	2/22/21		Radiello	1,1-Dichloroethane	<	0.000039	0.16	

Attachment 2. Table 6. Vapor intrusion analytical data, Livermore Site, 2021.

Location	Date	Sample Type	Sample Method	Parameter	LOS Indicator	Result in PPM(V/V)	Result in µg/m^3	QA Flag
VI-B551W-R2372-01	2/22/21		Radiello	1,1-Dichloroethene	<	0.00013	0.52	
VI-B551W-R2372-01	2/22/21		Radiello	1,2-Dichloroethane	<	0.000032	0.13	E
VI-B551W-R2372-01	2/22/21		Radiello	Carbon tetrachloride		0.000043	0.27	
VI-B551W-R2372-01	2/22/21		Radiello	Chloroform	<	0.000027	0.13	E
VI-B551W-R2372-01	2/22/21		Radiello	Tetrachloroethene	<	0.000025	0.17	
VI-B551W-R2372-01	2/22/21		Radiello	Trichloroethene	<	0.000027	0.15	E
VI-B551W-R2372-01	2/22/21		Radiello	cis-1,2-Dichloroethene	<	0.00004	0.16	
VI-B551W-R2372-01	2/22/21		Radiello	trans-1,2-Dichloroethene	<	0.000084	0.33	
VI-B551W-R2372-01	8/23/21		Radiello	1,1,1-Trichloroethane	<	0.00003	0.16	
VI-B551W-R2372-01	8/23/21		Radiello	1,1,2-Trichloroethane	<	0.000028	0.15	
VI-B551W-R2372-01	8/23/21		Radiello	1,1-Dichloroethane	<	0.000039	0.16	
VI-B551W-R2372-01	8/23/21		Radiello	1,1-Dichloroethene	<	0.00013	0.52	
VI-B551W-R2372-01	8/23/21		Radiello	1,2-Dichloroethane		0.00004	0.16	
VI-B551W-R2372-01	8/23/21		Radiello	Carbon tetrachloride		0.000061	0.38	
VI-B551W-R2372-01	8/23/21		Radiello	Chloroform		0.000038	0.19	
VI-B551W-R2372-01	8/23/21		Radiello	Tetrachloroethene	<	0.000025	0.17	E
VI-B551W-R2372-01	8/23/21		Radiello	Trichloroethene	<	0.000027	0.15	
VI-B551W-R2372-01	8/23/21		Radiello	cis-1,2-Dichloroethene	<	0.00004	0.16	
VI-B551W-R2372-01	8/23/21		Radiello	trans-1,2-Dichloroethene	<	0.000084	0.33	
VI-B551W-R2408-01	2/22/21		Radiello	1,1,1-Trichloroethane	<	0.00003	0.16	
VI-B551W-R2408-01	2/22/21		Radiello	1,1,2-Trichloroethane	<	0.000028	0.15	
VI-B551W-R2408-01	2/22/21		Radiello	1,1-Dichloroethane	<	0.000039	0.16	
VI-B551W-R2408-01	2/22/21		Radiello	1,1-Dichloroethene	<	0.00013	0.52	
VI-B551W-R2408-01	2/22/21		Radiello	1,2-Dichloroethane	<	0.000032	0.13	E
VI-B551W-R2408-01	2/22/21		Radiello	Carbon tetrachloride		0.00004	0.25	
VI-B551W-R2408-01	2/22/21		Radiello	Chloroform	<	0.000027	0.13	E
VI-B551W-R2408-01	2/22/21		Radiello	Tetrachloroethene	<	0.000025	0.17	
VI-B551W-R2408-01	2/22/21		Radiello	Trichloroethene	<	0.000027	0.15	
VI-B551W-R2408-01	2/22/21		Radiello	cis-1,2-Dichloroethene	<	0.00004	0.16	
VI-B551W-R2408-01	2/22/21		Radiello	trans-1,2-Dichloroethene	<	0.000084	0.33	
VI-B551W-R2408-01	8/23/21		Radiello	1,1,1-Trichloroethane	<	0.000029	0.16	
VI-B551W-R2408-01	8/23/21		Radiello	1,1,2-Trichloroethane	<	0.000027	0.15	
VI-B551W-R2408-01	8/23/21		Radiello	1,1-Dichloroethane	<	0.000039	0.16	
VI-B551W-R2408-01	8/23/21		Radiello	1,1-Dichloroethene	<	0.00013	0.52	
VI-B551W-R2408-01	8/23/21		Radiello	1,2-Dichloroethane		0.000081	0.33	
VI-B551W-R2408-01	8/23/21		Radiello	Carbon tetrachloride		0.000037	0.23	
VI-B551W-R2408-01	8/23/21		Radiello	Chloroform	<	0.000027	0.13	E
VI-B551W-R2408-01	8/23/21		Radiello	Tetrachloroethene	<	0.000025	0.17	
VI-B551W-R2408-01	8/23/21		Radiello	Trichloroethene	<	0.000027	0.15	
VI-B551W-R2408-01	8/23/21		Radiello	cis-1,2-Dichloroethene	<	0.00004	0.16	
VI-B551W-R2408-01	8/23/21		Radiello	trans-1,2-Dichloroethene	<	0.000083	0.33	
VI-B551W-RB100-01	2/22/21		Radiello	1,1,1-Trichloroethane	<	0.000029	0.16	
VI-B551W-RB100-01	2/22/21		Radiello	1,1,2-Trichloroethane	<	0.000028	0.15	
VI-B551W-RB100-01	2/22/21		Radiello	1,1-Dichloroethane	<	0.000039	0.16	
VI-B551W-RB100-01	2/22/21		Radiello	1,1-Dichloroethene	<	0.00013	0.52	
VI-B551W-RB100-01	2/22/21		Radiello	1,2-Dichloroethane	<	0.000032	0.13	E
VI-B551W-RB100-01	2/22/21		Radiello	Carbon tetrachloride		0.000041	0.26	
VI-B551W-RB100-01	2/22/21		Radiello	Chloroform	<	0.000027	0.13	E
VI-B551W-RB100-01	2/22/21		Radiello	Tetrachloroethene	<	0.000025	0.17	
VI-B551W-RB100-01	2/22/21		Radiello	Trichloroethene	<	0.000027	0.15	E
VI-B551W-RB100-01	2/22/21		Radiello	cis-1,2-Dichloroethene	<	0.00004	0.16	
VI-B551W-RB100-01	2/22/21		Radiello	trans-1,2-Dichloroethene	<	0.000084	0.33	
VI-B551W-RB100-01	8/23/21		Radiello	1,1,1-Trichloroethane	<	0.00003	0.16	
VI-B551W-RB100-01	8/23/21		Radiello	1,1,2-Trichloroethane	<	0.000028	0.15	
VI-B551W-RB100-01	8/23/21		Radiello	1,1-Dichloroethane	<	0.000039	0.16	
VI-B551W-RB100-01	8/23/21		Radiello	1,1-Dichloroethene	<	0.00013	0.52	
VI-B551W-RB100-01	8/23/21		Radiello	1,2-Dichloroethane	<	0.000032	0.13	E
VI-B551W-RB100-01	8/23/21		Radiello	Carbon tetrachloride		0.000036	0.23	
VI-B551W-RB100-01	8/23/21		Radiello	Chloroform	<	0.000027	0.13	E
VI-B551W-RB100-01	8/23/21		Radiello	Tetrachloroethene	<	0.000025	0.17	

Attachment 2. Table 6. Vapor intrusion analytical data, Livermore Site, 2021.

Location	Date	Sample Type	Sample Method	Parameter	LOS Indicator	Result in PPM(V/V)	Result in µg/m^3	QA Flag
VI-B551W-RB100-01	8/23/21		Radiello	Trichloroethene	<	0.000027	0.15	
VI-B551W-RB100-01	8/23/21		Radiello	cis-1,2-Dichloroethene	<	0.00004	0.16	
VI-B551W-RB100-01	8/23/21		Radiello	trans-1,2-Dichloroethene	<	0.000084	0.33	
VI-LS-CFS-002	3/22/21		Radiello	1,1,1-Trichloroethane	<	0.000029	0.16	
VI-LS-CFS-002	3/22/21		Radiello	1,1,2-Trichloroethane	<	0.000028	0.15	
VI-LS-CFS-002	3/22/21		Radiello	1,1-Dichloroethane	<	0.000039	0.16	
VI-LS-CFS-002	3/22/21		Radiello	1,1-Dichloroethene	<	0.00013	0.52	
VI-LS-CFS-002	3/22/21		Radiello	1,2-Dichloroethane	<	0.000032	0.13	E
VI-LS-CFS-002	3/22/21		Radiello	Carbon tetrachloride		0.000042	0.26	
VI-LS-CFS-002	3/22/21		Radiello	Chloroform	<	0.000027	0.13	E
VI-LS-CFS-002	3/22/21		Radiello	Tetrachloroethene		0.00017	1.15	
VI-LS-CFS-002	3/22/21		Radiello	Trichloroethene	<	0.000027	0.15	
VI-LS-CFS-002	3/22/21		Radiello	cis-1,2-Dichloroethene	<	0.00004	0.16	
VI-LS-CFS-002	3/22/21		Radiello	trans-1,2-Dichloroethene	<	0.000084	0.33	
VI-LS-CFS-002	9/20/21		Radiello	1,1,1-Trichloroethane	<	0.000029	0.16	E
VI-LS-CFS-002	9/20/21		Radiello	1,1,2-Trichloroethane	<	0.000028	0.15	
VI-LS-CFS-002	9/20/21		Radiello	1,1-Dichloroethane	<	0.000039	0.16	
VI-LS-CFS-002	9/20/21		Radiello	1,1-Dichloroethene	<	0.00013	0.52	
VI-LS-CFS-002	9/20/21		Radiello	1,2-Dichloroethane	<	0.000032	0.13	
VI-LS-CFS-002	9/20/21		Radiello	Carbon tetrachloride		0.00005	0.31	
VI-LS-CFS-002	9/20/21		Radiello	Chloroform	<	0.000027	0.13	E
VI-LS-CFS-002	9/20/21		Radiello	Tetrachloroethene		0.00036	2.44	
VI-LS-CFS-002	9/20/21		Radiello	Trichloroethene	<	0.000027	0.15	
VI-LS-CFS-002	9/20/21		Radiello	cis-1,2-Dichloroethene	<	0.00004	0.16	
VI-LS-CFS-002	9/20/21		Radiello	trans-1,2-Dichloroethene	<	0.000084	0.33	
VI-LS-CFS-002	11/4/21		Radiello	1,1,1-Trichloroethane	<	0.000029	0.16	
VI-LS-CFS-002	11/4/21		Radiello	1,1,2-Trichloroethane	<	0.000028	0.15	
VI-LS-CFS-002	11/4/21		Radiello	1,1-Dichloroethane	<	0.000039	0.16	
VI-LS-CFS-002	11/4/21		Radiello	1,1-Dichloroethene	<	0.00013	0.52	
VI-LS-CFS-002	11/4/21		Radiello	1,2-Dichloroethane	<	0.000032	0.13	
VI-LS-CFS-002	11/4/21		Radiello	Carbon tetrachloride		0.000031	0.19	
VI-LS-CFS-002	11/4/21		Radiello	Chloroform	<	0.000027	0.13	E
VI-LS-CFS-002	11/4/21		Radiello	Tetrachloroethene		0.00019	1.29	
VI-LS-CFS-002	11/4/21		Radiello	Trichloroethene	<	0.000027	0.15	
VI-LS-CFS-002	11/4/21		Radiello	cis-1,2-Dichloroethene	<	0.00004	0.16	
VI-LS-CFS-002	11/4/21		Radiello	trans-1,2-Dichloroethene	<	0.000083	0.33	
VI-LS-OUT-001	3/8/21		Radiello	1,1,1-Trichloroethane	<	0.00003	0.16	
VI-LS-OUT-001	3/8/21		Radiello	1,1,2-Trichloroethane	<	0.000028	0.15	
VI-LS-OUT-001	3/8/21		Radiello	1,1-Dichloroethane	<	0.000039	0.16	
VI-LS-OUT-001	3/8/21		Radiello	1,1-Dichloroethene	<	0.00013	0.52	
VI-LS-OUT-001	3/8/21		Radiello	1,2-Dichloroethane	<	0.000032	0.13	E
VI-LS-OUT-001	3/8/21		Radiello	Carbon tetrachloride		0.000058	0.36	
VI-LS-OUT-001	3/8/21		Radiello	Chloroform	<	0.000027	0.13	E
VI-LS-OUT-001	3/8/21		Radiello	Tetrachloroethene	<	0.000025	0.17	
VI-LS-OUT-001	3/8/21		Radiello	Trichloroethene	<	0.000027	0.15	
VI-LS-OUT-001	3/8/21		Radiello	cis-1,2-Dichloroethene	<	0.00004	0.16	
VI-LS-OUT-001	3/8/21		Radiello	trans-1,2-Dichloroethene	<	0.000084	0.33	
VI-LS-OUT-001	9/7/21		Radiello	1,1,1-Trichloroethane	<	0.000029	0.16	
VI-LS-OUT-001	9/7/21		Radiello	1,1,2-Trichloroethane	<	0.000028	0.15	
VI-LS-OUT-001	9/7/21		Radiello	1,1-Dichloroethane	<	0.000039	0.16	
VI-LS-OUT-001	9/7/21		Radiello	1,1-Dichloroethene	<	0.00013	0.52	
VI-LS-OUT-001	9/7/21		Radiello	1,2-Dichloroethane	<	0.000032	0.13	E
VI-LS-OUT-001	9/7/21		Radiello	Carbon tetrachloride		0.000052	0.33	
VI-LS-OUT-001	9/7/21		Radiello	Chloroform	<	0.000027	0.13	E
VI-LS-OUT-001	9/7/21		Radiello	Tetrachloroethene	<	0.000025	0.17	
VI-LS-OUT-001	9/7/21		Radiello	Trichloroethene	<	0.000027	0.15	
VI-LS-OUT-001	9/7/21		Radiello	cis-1,2-Dichloroethene	<	0.00004	0.16	
VI-LS-OUT-001	9/7/21		Radiello	trans-1,2-Dichloroethene	<	0.000084	0.33	
VI-LS-OUT-002	1/25/21	DUP	Radiello	1,1,1-Trichloroethane	<	0.00003	0.16	
VI-LS-OUT-002	1/25/21	DUP	Radiello	1,1,2-Trichloroethane	<	0.000028	0.15	

Attachment 2. Table 6. Vapor intrusion analytical data, Livermore Site, 2021.

Location	Date	Sample Type	Sample Method	Parameter	LOS Indicator	Result in PPM(V/V)	Result in µg/m^3	QA Flag
VI-LS-OUT-002	1/25/21	DUP	Radiello	1,1-Dichloroethane	<	0.000039	0.16	
VI-LS-OUT-002	1/25/21	DUP	Radiello	1,1-Dichloroethene	<	0.00013	0.52	
VI-LS-OUT-002	1/25/21	DUP	Radiello	1,2-Dichloroethane	<	0.000032	0.13	E
VI-LS-OUT-002	1/25/21	DUP	Radiello	Carbon tetrachloride		0.000046	0.29	
VI-LS-OUT-002	1/25/21	DUP	Radiello	Chloroform	<	0.000027	0.13	
VI-LS-OUT-002	1/25/21	DUP	Radiello	Tetrachloroethene	<	0.000025	0.17	
VI-LS-OUT-002	1/25/21	DUP	Radiello	Trichloroethene	<	0.000027	0.15	
VI-LS-OUT-002	1/25/21	DUP	Radiello	cis-1,2-Dichloroethene	<	0.00004	0.16	
VI-LS-OUT-002	1/25/21	DUP	Radiello	trans-1,2-Dichloroethene	<	0.000084	0.33	
VI-LS-OUT-002	1/25/21		Radiello	1,1,1-Trichloroethane	<	0.00003	0.16	
VI-LS-OUT-002	1/25/21		Radiello	1,1,2-Trichloroethane	<	0.000028	0.15	
VI-LS-OUT-002	1/25/21		Radiello	1,1-Dichloroethane	<	0.000039	0.16	
VI-LS-OUT-002	1/25/21		Radiello	1,1-Dichloroethene	<	0.00013	0.52	
VI-LS-OUT-002	1/25/21		Radiello	1,2-Dichloroethane	<	0.000032	0.13	E
VI-LS-OUT-002	1/25/21		Radiello	Carbon tetrachloride		0.000056	0.35	
VI-LS-OUT-002	1/25/21		Radiello	Chloroform	<	0.000027	0.13	E
VI-LS-OUT-002	1/25/21		Radiello	Tetrachloroethene	<	0.000025	0.17	
VI-LS-OUT-002	1/25/21		Radiello	Trichloroethene	<	0.000027	0.15	E
VI-LS-OUT-002	1/25/21		Radiello	cis-1,2-Dichloroethene	<	0.00004	0.16	
VI-LS-OUT-002	1/25/21		Radiello	trans-1,2-Dichloroethene	<	0.000084	0.33	
VI-LS-OUT-002	7/26/21		Radiello	1,1,1-Trichloroethane	<	0.000029	0.16	
VI-LS-OUT-002	7/26/21		Radiello	1,1,2-Trichloroethane	<	0.000028	0.15	
VI-LS-OUT-002	7/26/21		Radiello	1,1-Dichloroethane	<	0.000039	0.16	
VI-LS-OUT-002	7/26/21		Radiello	1,1-Dichloroethene	<	0.00013	0.52	
VI-LS-OUT-002	7/26/21		Radiello	1,2-Dichloroethane	<	0.000032	0.13	
VI-LS-OUT-002	7/26/21		Radiello	Carbon tetrachloride		0.00005	0.31	
VI-LS-OUT-002	7/26/21		Radiello	Chloroform	<	0.000027	0.13	E
VI-LS-OUT-002	7/26/21		Radiello	Tetrachloroethene	<	0.000025	0.17	E
VI-LS-OUT-002	7/26/21		Radiello	Trichloroethene	<	0.000027	0.15	
VI-LS-OUT-002	7/26/21		Radiello	cis-1,2-Dichloroethene	<	0.00004	0.16	
VI-LS-OUT-002	7/26/21		Radiello	trans-1,2-Dichloroethene	<	0.000084	0.33	
VI-LS-OUT-002	7/26/21	DUP	Radiello	1,1,1-Trichloroethane	<	0.000029	0.16	
VI-LS-OUT-002	7/26/21	DUP	Radiello	1,1,2-Trichloroethane	<	0.000028	0.15	
VI-LS-OUT-002	7/26/21	DUP	Radiello	1,1-Dichloroethane	<	0.000039	0.16	
VI-LS-OUT-002	7/26/21	DUP	Radiello	1,1-Dichloroethene	<	0.00013	0.52	
VI-LS-OUT-002	7/26/21	DUP	Radiello	1,2-Dichloroethane	<	0.000032	0.13	E
VI-LS-OUT-002	7/26/21	DUP	Radiello	Carbon tetrachloride		0.000052	0.33	
VI-LS-OUT-002	7/26/21	DUP	Radiello	Chloroform	<	0.000027	0.13	E
VI-LS-OUT-002	7/26/21	DUP	Radiello	Tetrachloroethene	<	0.000025	0.17	E
VI-LS-OUT-002	7/26/21	DUP	Radiello	Trichloroethene	<	0.000027	0.15	
VI-LS-OUT-002	7/26/21	DUP	Radiello	cis-1,2-Dichloroethene	<	0.00004	0.16	
VI-LS-OUT-002	7/26/21	DUP	Radiello	trans-1,2-Dichloroethene	<	0.000084	0.33	
VI-LS-OUT-003	1/25/21		Radiello	1,1,1-Trichloroethane	<	0.000029	0.16	
VI-LS-OUT-003	1/25/21		Radiello	1,1,2-Trichloroethane	<	0.000028	0.15	
VI-LS-OUT-003	1/25/21		Radiello	1,1-Dichloroethane	<	0.000039	0.16	
VI-LS-OUT-003	1/25/21		Radiello	1,1-Dichloroethene	<	0.00013	0.52	
VI-LS-OUT-003	1/25/21		Radiello	1,2-Dichloroethane	<	0.000032	0.13	E
VI-LS-OUT-003	1/25/21		Radiello	Carbon tetrachloride		0.00005	0.31	
VI-LS-OUT-003	1/25/21		Radiello	Chloroform	<	0.000027	0.13	E
VI-LS-OUT-003	1/25/21		Radiello	Tetrachloroethene	<	0.000025	0.17	
VI-LS-OUT-003	1/25/21		Radiello	Trichloroethene	<	0.000027	0.15	
VI-LS-OUT-003	1/25/21		Radiello	cis-1,2-Dichloroethene	<	0.00004	0.16	
VI-LS-OUT-003	1/25/21		Radiello	trans-1,2-Dichloroethene	<	0.000084	0.33	
VI-LS-OUT-003	7/26/21		Radiello	1,1,1-Trichloroethane	<	0.000029	0.16	
VI-LS-OUT-003	7/26/21		Radiello	1,1,2-Trichloroethane	<	0.000028	0.15	
VI-LS-OUT-003	7/26/21		Radiello	1,1-Dichloroethane	<	0.000039	0.16	
VI-LS-OUT-003	7/26/21		Radiello	1,1-Dichloroethene	<	0.00013	0.52	
VI-LS-OUT-003	7/26/21		Radiello	1,2-Dichloroethane	<	0.000032	0.13	
VI-LS-OUT-003	7/26/21		Radiello	Carbon tetrachloride		0.000056	0.35	
VI-LS-OUT-003	7/26/21		Radiello	Chloroform	<	0.000027	0.13	E

Attachment 2. Table 6. Vapor intrusion analytical data, Livermore Site, 2021.

Location	Date	Sample Type	Sample Method	Parameter	LOS Indicator	Result in PPM(V/V)	Result in µg/m^3	QA Flag
VI-LS-OUT-003	7/26/21		Radiello	Tetrachloroethene	<	0.000025	0.17	
VI-LS-OUT-003	7/26/21		Radiello	Trichloroethene	<	0.000027	0.15	
VI-LS-OUT-003	7/26/21		Radiello	cis-1,2-Dichloroethene	<	0.00004	0.16	
VI-LS-OUT-003	7/26/21		Radiello	trans-1,2-Dichloroethene	<	0.000084	0.33	
VI-LS-OUT-004	3/22/21		Radiello	1,1,1-Trichloroethane	<	0.00003	0.16	
VI-LS-OUT-004	3/22/21		Radiello	1,1,2-Trichloroethane	<	0.000028	0.15	
VI-LS-OUT-004	3/22/21		Radiello	1,1-Dichloroethane	<	0.000039	0.16	
VI-LS-OUT-004	3/22/21		Radiello	1,1-Dichloroethene	<	0.00013	0.52	
VI-LS-OUT-004	3/22/21		Radiello	1,2-Dichloroethane	<	0.000032	0.13	E
VI-LS-OUT-004	3/22/21		Radiello	Carbon tetrachloride		0.00005	0.31	
VI-LS-OUT-004	3/22/21		Radiello	Chloroform	<	0.000027	0.13	
VI-LS-OUT-004	3/22/21		Radiello	Tetrachloroethene	<	0.000025	0.17	
VI-LS-OUT-004	3/22/21		Radiello	Trichloroethene	<	0.000027	0.15	
VI-LS-OUT-004	3/22/21		Radiello	cis-1,2-Dichloroethene	<	0.00004	0.16	
VI-LS-OUT-004	3/22/21		Radiello	trans-1,2-Dichloroethene	<	0.000084	0.33	
VI-LS-OUT-004	9/20/21		Radiello	1,1,1-Trichloroethane	<	0.00003	0.16	
VI-LS-OUT-004	9/20/21		Radiello	1,1,2-Trichloroethane	<	0.000028	0.15	
VI-LS-OUT-004	9/20/21		Radiello	1,1-Dichloroethane	<	0.000039	0.16	
VI-LS-OUT-004	9/20/21		Radiello	1,1-Dichloroethene	<	0.00013	0.52	
VI-LS-OUT-004	9/20/21		Radiello	1,2-Dichloroethane	<	0.000032	0.13	
VI-LS-OUT-004	9/20/21		Radiello	Carbon tetrachloride		0.000055	0.35	
VI-LS-OUT-004	9/20/21		Radiello	Chloroform	<	0.000027	0.13	E
VI-LS-OUT-004	9/20/21		Radiello	Tetrachloroethene	<	0.000025	0.17	
VI-LS-OUT-004	9/20/21		Radiello	Trichloroethene	<	0.000027	0.15	
VI-LS-OUT-004	9/20/21		Radiello	cis-1,2-Dichloroethene	<	0.00004	0.16	
VI-LS-OUT-004	9/20/21		Radiello	trans-1,2-Dichloroethene	<	0.000084	0.33	
VI-LS-OUT-004	11/4/21		Radiello	1,1,1-Trichloroethane	<	0.00003	0.16	
VI-LS-OUT-004	11/4/21		Radiello	1,1,2-Trichloroethane	<	0.000028	0.15	
VI-LS-OUT-004	11/4/21		Radiello	1,1-Dichloroethane	<	0.000039	0.16	
VI-LS-OUT-004	11/4/21		Radiello	1,1-Dichloroethene	<	0.00013	0.52	
VI-LS-OUT-004	11/4/21		Radiello	1,2-Dichloroethane	<	0.000032	0.13	
VI-LS-OUT-004	11/4/21		Radiello	Carbon tetrachloride		0.000039	0.25	
VI-LS-OUT-004	11/4/21		Radiello	Chloroform	<	0.000027	0.13	E
VI-LS-OUT-004	11/4/21		Radiello	Tetrachloroethene	<	0.000025	0.17	E
VI-LS-OUT-004	11/4/21		Radiello	Trichloroethene	<	0.000027	0.15	
VI-LS-OUT-004	11/4/21		Radiello	cis-1,2-Dichloroethene	<	0.00004	0.16	
VI-LS-OUT-004	11/4/21		Radiello	trans-1,2-Dichloroethene	<	0.000084	0.33	
VI-LS-OUT-009	3/22/21		Radiello	1,1,1-Trichloroethane	<	0.000029	0.16	
VI-LS-OUT-009	3/22/21		Radiello	1,1,2-Trichloroethane	<	0.000027	0.15	
VI-LS-OUT-009	3/22/21		Radiello	1,1-Dichloroethane	<	0.000039	0.16	
VI-LS-OUT-009	3/22/21		Radiello	1,1-Dichloroethene	<	0.00013	0.52	
VI-LS-OUT-009	3/22/21		Radiello	1,2-Dichloroethane	<	0.000032	0.13	E
VI-LS-OUT-009	3/22/21		Radiello	Carbon tetrachloride		0.000052	0.33	
VI-LS-OUT-009	3/22/21		Radiello	Chloroform	<	0.000027	0.13	E
VI-LS-OUT-009	3/22/21		Radiello	Tetrachloroethene	<	0.000025	0.17	E
VI-LS-OUT-009	3/22/21		Radiello	Trichloroethene	<	0.000027	0.15	E
VI-LS-OUT-009	3/22/21		Radiello	cis-1,2-Dichloroethene	<	0.00004	0.16	
VI-LS-OUT-009	3/22/21		Radiello	trans-1,2-Dichloroethene	<	0.000083	0.33	
VI-LS-OUT-009	9/20/21		Radiello	1,1,1-Trichloroethane	<	0.000029	0.16	
VI-LS-OUT-009	9/20/21		Radiello	1,1,2-Trichloroethane	<	0.000028	0.15	
VI-LS-OUT-009	9/20/21		Radiello	1,1-Dichloroethane	<	0.000039	0.16	
VI-LS-OUT-009	9/20/21		Radiello	1,1-Dichloroethene	<	0.00013	0.52	
VI-LS-OUT-009	9/20/21		Radiello	1,2-Dichloroethane	<	0.000032	0.13	
VI-LS-OUT-009	9/20/21		Radiello	Carbon tetrachloride		0.000058	0.36	
VI-LS-OUT-009	9/20/21		Radiello	Chloroform	<	0.000027	0.13	E
VI-LS-OUT-009	9/20/21		Radiello	Tetrachloroethene	<	0.000025	0.17	
VI-LS-OUT-009	9/20/21		Radiello	Trichloroethene	<	0.000027	0.15	
VI-LS-OUT-009	9/20/21		Radiello	cis-1,2-Dichloroethene	<	0.00004	0.16	
VI-LS-OUT-009	9/20/21		Radiello	trans-1,2-Dichloroethene	<	0.000084	0.33	
VI-LS-OUT-010	3/8/21	DUP	Radiello	1,1,1-Trichloroethane	<	0.00003	0.16	

Attachment 2. Table 6. Vapor intrusion analytical data, Livermore Site, 2021.

Location	Date	Sample Type	Sample Method	Parameter	LOS Indicator	Result in PPM(V/V)	Result in µg/m^3	QA Flag
VI-LS-OUT-010	3/8/21	DUP	Radiello	1,1,2-Trichloroethane	<	0.000028	0.15	
VI-LS-OUT-010	3/8/21	DUP	Radiello	1,1-Dichloroethane	<	0.000039	0.16	
VI-LS-OUT-010	3/8/21	DUP	Radiello	1,1-Dichloroethene	<	0.00013	0.52	
VI-LS-OUT-010	3/8/21	DUP	Radiello	1,2-Dichloroethane	<	0.000032	0.13	E
VI-LS-OUT-010	3/8/21	DUP	Radiello	Carbon tetrachloride		0.000054	0.34	
VI-LS-OUT-010	3/8/21	DUP	Radiello	Chloroform	<	0.000027	0.13	E
VI-LS-OUT-010	3/8/21	DUP	Radiello	Tetrachloroethene	<	0.000025	0.17	
VI-LS-OUT-010	3/8/21	DUP	Radiello	Trichloroethene	<	0.000027	0.15	
VI-LS-OUT-010	3/8/21	DUP	Radiello	cis-1,2-Dichloroethene	<	0.00004	0.16	
VI-LS-OUT-010	3/8/21	DUP	Radiello	trans-1,2-Dichloroethene	<	0.000084	0.33	
VI-LS-OUT-010	3/8/21		Radiello	1,1,1-Trichloroethane	<	0.00003	0.16	
VI-LS-OUT-010	3/8/21		Radiello	1,1,2-Trichloroethane	<	0.000028	0.15	
VI-LS-OUT-010	3/8/21		Radiello	1,1-Dichloroethane	<	0.000039	0.16	
VI-LS-OUT-010	3/8/21		Radiello	1,1-Dichloroethene	<	0.00013	0.52	
VI-LS-OUT-010	3/8/21		Radiello	1,2-Dichloroethane	<	0.000032	0.13	E
VI-LS-OUT-010	3/8/21		Radiello	Carbon tetrachloride		0.00005	0.31	
VI-LS-OUT-010	3/8/21		Radiello	Chloroform	<	0.000027	0.13	
VI-LS-OUT-010	3/8/21		Radiello	Tetrachloroethene	<	0.000025	0.17	
VI-LS-OUT-010	3/8/21		Radiello	Trichloroethene	<	0.000027	0.15	
VI-LS-OUT-010	3/8/21		Radiello	cis-1,2-Dichloroethene	<	0.00004	0.16	
VI-LS-OUT-010	3/8/21		Radiello	trans-1,2-Dichloroethene	<	0.000084	0.33	
VI-LS-OUT-010	9/7/21		Radiello	1,1,1-Trichloroethane	<	0.000029	0.16	
VI-LS-OUT-010	9/7/21		Radiello	1,1,2-Trichloroethane	<	0.000028	0.15	
VI-LS-OUT-010	9/7/21		Radiello	1,1-Dichloroethane	<	0.000039	0.16	
VI-LS-OUT-010	9/7/21		Radiello	1,1-Dichloroethene	<	0.00013	0.52	
VI-LS-OUT-010	9/7/21		Radiello	1,2-Dichloroethane	<	0.000032	0.13	E
VI-LS-OUT-010	9/7/21		Radiello	Carbon tetrachloride		0.000054	0.34	
VI-LS-OUT-010	9/7/21		Radiello	Chloroform	<	0.000027	0.13	E
VI-LS-OUT-010	9/7/21		Radiello	Tetrachloroethene	<	0.000025	0.17	
VI-LS-OUT-010	9/7/21		Radiello	Trichloroethene	<	0.000027	0.15	
VI-LS-OUT-010	9/7/21		Radiello	cis-1,2-Dichloroethene	<	0.00004	0.16	
VI-LS-OUT-010	9/7/21		Radiello	trans-1,2-Dichloroethene	<	0.000084	0.33	
VI-LS-OUT-010	9/7/21	DUP	Radiello	1,1,1-Trichloroethane	<	0.00003	0.16	
VI-LS-OUT-010	9/7/21	DUP	Radiello	1,1,2-Trichloroethane	<	0.000028	0.15	
VI-LS-OUT-010	9/7/21	DUP	Radiello	1,1-Dichloroethane	<	0.000039	0.16	
VI-LS-OUT-010	9/7/21	DUP	Radiello	1,1-Dichloroethene	<	0.00013	0.52	
VI-LS-OUT-010	9/7/21	DUP	Radiello	1,2-Dichloroethane	<	0.000032	0.13	E
VI-LS-OUT-010	9/7/21	DUP	Radiello	Carbon tetrachloride		0.00005	0.31	
VI-LS-OUT-010	9/7/21	DUP	Radiello	Chloroform	<	0.000027	0.13	E
VI-LS-OUT-010	9/7/21	DUP	Radiello	Tetrachloroethene	<	0.000025	0.17	
VI-LS-OUT-010	9/7/21	DUP	Radiello	Trichloroethene	<	0.000027	0.15	E
VI-LS-OUT-010	9/7/21	DUP	Radiello	cis-1,2-Dichloroethene	<	0.00004	0.16	
VI-LS-OUT-010	9/7/21	DUP	Radiello	trans-1,2-Dichloroethene	<	0.000084	0.33	
VI-LS-OUT-012	2/9/21		Radiello	1,1,1-Trichloroethane	<	0.00003	0.16	
VI-LS-OUT-012	2/9/21		Radiello	1,1,2-Trichloroethane	<	0.000028	0.15	
VI-LS-OUT-012	2/9/21		Radiello	1,1-Dichloroethane	<	0.000039	0.16	
VI-LS-OUT-012	2/9/21		Radiello	1,1-Dichloroethene	<	0.00013	0.52	
VI-LS-OUT-012	2/9/21		Radiello	1,2-Dichloroethane	<	0.000032	0.13	E
VI-LS-OUT-012	2/9/21		Radiello	Carbon tetrachloride		0.000047	0.30	
VI-LS-OUT-012	2/9/21		Radiello	Chloroform	<	0.000027	0.13	E
VI-LS-OUT-012	2/9/21		Radiello	Tetrachloroethene	<	0.000025	0.17	
VI-LS-OUT-012	2/9/21		Radiello	Trichloroethene	<	0.000027	0.15	
VI-LS-OUT-012	2/9/21		Radiello	cis-1,2-Dichloroethene	<	0.00004	0.16	
VI-LS-OUT-012	2/9/21		Radiello	trans-1,2-Dichloroethene	<	0.000084	0.33	
VI-LS-OUT-012	8/10/21		Radiello	1,1,1-Trichloroethane	<	0.000029	0.16	
VI-LS-OUT-012	8/10/21		Radiello	1,1,2-Trichloroethane	<	0.000027	0.15	
VI-LS-OUT-012	8/10/21		Radiello	1,1-Dichloroethane	<	0.000038	0.15	
VI-LS-OUT-012	8/10/21		Radiello	1,1-Dichloroethene	<	0.00013	0.52	
VI-LS-OUT-012	8/10/21		Radiello	1,2-Dichloroethane	<	0.000031	0.13	
VI-LS-OUT-012	8/10/21		Radiello	Carbon tetrachloride		0.000048	0.30	

Attachment 2. Table 6. Vapor intrusion analytical data, Livermore Site, 2021.

Location	Date	Sample Type	Sample Method	Parameter	LOS Indicator	Result in PPM(V/V)	Result in µg/m^3	QA Flag
VI-LS-OUT-012	8/10/21		Radiello	Chloroform	<	0.000027	0.13	
VI-LS-OUT-012	8/10/21		Radiello	Tetrachloroethene	<	0.000024	0.16	
VI-LS-OUT-012	8/10/21		Radiello	Trichloroethene	<	0.000026	0.14	
VI-LS-OUT-012	8/10/21		Radiello	cis-1,2-Dichloroethene	<	0.000039	0.15	
VI-LS-OUT-012	8/10/21		Radiello	trans-1,2-Dichloroethene	<	0.000082	0.33	
VI-LS-OUT-015	2/9/21		Radiello	1,1,1-Trichloroethane	<	0.000029	0.16	
VI-LS-OUT-015	2/9/21		Radiello	1,1,2-Trichloroethane	<	0.000028	0.15	
VI-LS-OUT-015	2/9/21		Radiello	1,1-Dichloroethane	<	0.000039	0.16	
VI-LS-OUT-015	2/9/21		Radiello	1,1-Dichloroethene	<	0.00013	0.52	
VI-LS-OUT-015	2/9/21		Radiello	1,2-Dichloroethane	<	0.000032	0.13	E
VI-LS-OUT-015	2/9/21		Radiello	Carbon tetrachloride		0.000048	0.30	
VI-LS-OUT-015	2/9/21		Radiello	Chloroform	<	0.000027	0.13	E
VI-LS-OUT-015	2/9/21		Radiello	Tetrachloroethene	<	0.000025	0.17	
VI-LS-OUT-015	2/9/21		Radiello	Trichloroethene	<	0.000027	0.15	
VI-LS-OUT-015	2/9/21		Radiello	cis-1,2-Dichloroethene	<	0.00004	0.16	
VI-LS-OUT-015	2/9/21		Radiello	trans-1,2-Dichloroethene	<	0.000083	0.33	
VI-LS-OUT-016	1/12/21		Radiello	1,1,1-Trichloroethane	<	0.000029	0.16	
VI-LS-OUT-016	1/12/21		Radiello	1,1,2-Trichloroethane	<	0.000028	0.15	
VI-LS-OUT-016	1/12/21		Radiello	1,1-Dichloroethane	<	0.000039	0.16	
VI-LS-OUT-016	1/12/21		Radiello	1,1-Dichloroethene	<	0.00013	0.52	
VI-LS-OUT-016	1/12/21		Radiello	1,2-Dichloroethane	<	0.000032	0.13	E
VI-LS-OUT-016	1/12/21		Radiello	Carbon tetrachloride		0.000053	0.33	
VI-LS-OUT-016	1/12/21		Radiello	Chloroform	<	0.000027	0.13	E
VI-LS-OUT-016	1/12/21		Radiello	Tetrachloroethene	<	0.000025	0.17	E
VI-LS-OUT-016	1/12/21		Radiello	Trichloroethene	<	0.000027	0.15	E
VI-LS-OUT-016	1/12/21		Radiello	cis-1,2-Dichloroethene	<	0.00004	0.16	
VI-LS-OUT-016	1/12/21		Radiello	trans-1,2-Dichloroethene	<	0.000083	0.33	
VI-LS-OUT-016	7/12/21		Radiello	1,1,1-Trichloroethane	<	0.000029	0.16	
VI-LS-OUT-016	7/12/21		Radiello	1,1,2-Trichloroethane	<	0.000028	0.15	
VI-LS-OUT-016	7/12/21		Radiello	1,1-Dichloroethane	<	0.000039	0.16	
VI-LS-OUT-016	7/12/21		Radiello	1,1-Dichloroethene	<	0.00013	0.52	
VI-LS-OUT-016	7/12/21		Radiello	1,2-Dichloroethane	<	0.000032	0.13	
VI-LS-OUT-016	7/12/21		Radiello	Carbon tetrachloride		0.000054	0.34	
VI-LS-OUT-016	7/12/21		Radiello	Chloroform	<	0.000027	0.13	E
VI-LS-OUT-016	7/12/21		Radiello	Tetrachloroethene	<	0.000025	0.17	
VI-LS-OUT-016	7/12/21		Radiello	Trichloroethene	<	0.000027	0.15	E
VI-LS-OUT-016	7/12/21		Radiello	cis-1,2-Dichloroethene	<	0.00004	0.16	
VI-LS-OUT-016	7/12/21		Radiello	trans-1,2-Dichloroethene	<	0.000084	0.33	
VI-LS-OUT-017	1/12/21	DUP	Radiello	1,1,1-Trichloroethane	<	0.000029	0.16	
VI-LS-OUT-017	1/12/21	DUP	Radiello	1,1,2-Trichloroethane	<	0.000027	0.15	
VI-LS-OUT-017	1/12/21	DUP	Radiello	1,1-Dichloroethane	<	0.000039	0.16	
VI-LS-OUT-017	1/12/21	DUP	Radiello	1,1-Dichloroethene	<	0.00013	0.52	
VI-LS-OUT-017	1/12/21	DUP	Radiello	1,2-Dichloroethane	<	0.000032	0.13	E
VI-LS-OUT-017	1/12/21	DUP	Radiello	Carbon tetrachloride		0.000047	0.30	
VI-LS-OUT-017	1/12/21	DUP	Radiello	Chloroform	<	0.000027	0.13	E
VI-LS-OUT-017	1/12/21	DUP	Radiello	Tetrachloroethene	<	0.000025	0.17	
VI-LS-OUT-017	1/12/21	DUP	Radiello	Trichloroethene	<	0.000027	0.15	E
VI-LS-OUT-017	1/12/21	DUP	Radiello	cis-1,2-Dichloroethene	<	0.00004	0.16	
VI-LS-OUT-017	1/12/21	DUP	Radiello	trans-1,2-Dichloroethene	<	0.000083	0.33	
VI-LS-OUT-017	1/12/21		Radiello	1,1,1-Trichloroethane	<	0.000029	0.16	
VI-LS-OUT-017	1/12/21		Radiello	1,1,2-Trichloroethane	<	0.000027	0.15	
VI-LS-OUT-017	1/12/21		Radiello	1,1-Dichloroethane	<	0.000039	0.16	
VI-LS-OUT-017	1/12/21		Radiello	1,1-Dichloroethene	<	0.00013	0.52	
VI-LS-OUT-017	1/12/21		Radiello	1,2-Dichloroethane	<	0.000032	0.13	E
VI-LS-OUT-017	1/12/21		Radiello	Carbon tetrachloride		0.000045	0.28	
VI-LS-OUT-017	1/12/21		Radiello	Chloroform	<	0.000027	0.13	E
VI-LS-OUT-017	1/12/21		Radiello	Tetrachloroethene	<	0.000025	0.17	
VI-LS-OUT-017	1/12/21		Radiello	Trichloroethene	<	0.000027	0.15	
VI-LS-OUT-017	1/12/21		Radiello	cis-1,2-Dichloroethene	<	0.00004	0.16	
VI-LS-OUT-017	1/12/21		Radiello	trans-1,2-Dichloroethene	<	0.000083	0.33	

Attachment 2. Table 6. Vapor intrusion analytical data, Livermore Site, 2021.

Location	Date	Sample Type	Sample Method	Parameter	LOS Indicator	Result in PPM(V/V)	Result in µg/m^3	QA Flag
VI-LS-OUT-017	2/9/21		Radiello	1,1,1-Trichloroethane	<	0.000029	0.16	
VI-LS-OUT-017	2/9/21		Radiello	1,1,2-Trichloroethane	<	0.000028	0.15	
VI-LS-OUT-017	2/9/21		Radiello	1,1-Dichloroethane	<	0.000039	0.16	
VI-LS-OUT-017	2/9/21		Radiello	1,1-Dichloroethene	<	0.00013	0.52	
VI-LS-OUT-017	2/9/21		Radiello	1,2-Dichloroethane	<	0.000032	0.13	E
VI-LS-OUT-017	2/9/21		Radiello	Carbon tetrachloride		0.000048	0.30	
VI-LS-OUT-017	2/9/21		Radiello	Chloroform	<	0.000027	0.13	
VI-LS-OUT-017	2/9/21		Radiello	Tetrachloroethene	<	0.000025	0.17	
VI-LS-OUT-017	2/9/21		Radiello	Trichloroethene	<	0.000027	0.15	
VI-LS-OUT-017	2/9/21		Radiello	cis-1,2-Dichloroethene	<	0.00004	0.16	
VI-LS-OUT-017	2/9/21		Radiello	trans-1,2-Dichloroethene	<	0.000084	0.33	
VI-LS-OUT-017	7/12/21		Radiello	1,1,1-Trichloroethane	<	0.000029	0.16	
VI-LS-OUT-017	7/12/21		Radiello	1,1,2-Trichloroethane	<	0.000028	0.15	
VI-LS-OUT-017	7/12/21		Radiello	1,1-Dichloroethane	<	0.000039	0.16	
VI-LS-OUT-017	7/12/21		Radiello	1,1-Dichloroethene	<	0.00013	0.52	
VI-LS-OUT-017	7/12/21		Radiello	1,2-Dichloroethane	<	0.000032	0.13	
VI-LS-OUT-017	7/12/21		Radiello	Carbon tetrachloride		0.000052	0.33	
VI-LS-OUT-017	7/12/21		Radiello	Chloroform	<	0.000027	0.13	E
VI-LS-OUT-017	7/12/21		Radiello	Tetrachloroethene	<	0.000025	0.17	
VI-LS-OUT-017	7/12/21		Radiello	Trichloroethene	<	0.000027	0.15	
VI-LS-OUT-017	7/12/21		Radiello	cis-1,2-Dichloroethene	<	0.00004	0.16	
VI-LS-OUT-017	7/12/21		Radiello	trans-1,2-Dichloroethene	<	0.000083	0.33	
VI-LS-OUT-017	7/12/21	DUP	Radiello	1,1,1-Trichloroethane	<	0.000029	0.16	
VI-LS-OUT-017	7/12/21	DUP	Radiello	1,1,2-Trichloroethane	<	0.000028	0.15	
VI-LS-OUT-017	7/12/21	DUP	Radiello	1,1-Dichloroethane	<	0.000039	0.16	
VI-LS-OUT-017	7/12/21	DUP	Radiello	1,1-Dichloroethene	<	0.00013	0.52	
VI-LS-OUT-017	7/12/21	DUP	Radiello	1,2-Dichloroethane	<	0.000032	0.13	E
VI-LS-OUT-017	7/12/21	DUP	Radiello	Carbon tetrachloride		0.000054	0.34	
VI-LS-OUT-017	7/12/21	DUP	Radiello	Chloroform	<	0.000027	0.13	E
VI-LS-OUT-017	7/12/21	DUP	Radiello	Tetrachloroethene	<	0.000025	0.17	
VI-LS-OUT-017	7/12/21	DUP	Radiello	Trichloroethene	<	0.000027	0.15	
VI-LS-OUT-017	7/12/21	DUP	Radiello	cis-1,2-Dichloroethene	<	0.00004	0.16	
VI-LS-OUT-017	7/12/21	DUP	Radiello	trans-1,2-Dichloroethene	<	0.000084	0.33	
VI-LS-OUT-017	8/10/21		Radiello	1,1,1-Trichloroethane	<	0.000029	0.16	
VI-LS-OUT-017	8/10/21		Radiello	1,1,2-Trichloroethane	<	0.000027	0.15	
VI-LS-OUT-017	8/10/21		Radiello	1,1-Dichloroethane	<	0.000038	0.15	
VI-LS-OUT-017	8/10/21		Radiello	1,1-Dichloroethene	<	0.00013	0.52	
VI-LS-OUT-017	8/10/21		Radiello	1,2-Dichloroethane	<	0.000031	0.13	
VI-LS-OUT-017	8/10/21		Radiello	Carbon tetrachloride		0.000047	0.30	
VI-LS-OUT-017	8/10/21		Radiello	Chloroform	<	0.000027	0.13	E
VI-LS-OUT-017	8/10/21		Radiello	Tetrachloroethene	<	0.000024	0.16	
VI-LS-OUT-017	8/10/21		Radiello	Trichloroethene	<	0.000026	0.14	
VI-LS-OUT-017	8/10/21		Radiello	cis-1,2-Dichloroethene	<	0.000039	0.15	
VI-LS-OUT-017	8/10/21		Radiello	trans-1,2-Dichloroethene	<	0.000082	0.33	
VI-LS-OUT-018	2/22/21	DUP	Radiello	1,1,1-Trichloroethane	<	0.000029	0.16	
VI-LS-OUT-018	2/22/21	DUP	Radiello	1,1,2-Trichloroethane	<	0.000028	0.15	
VI-LS-OUT-018	2/22/21	DUP	Radiello	1,1-Dichloroethane	<	0.000039	0.16	
VI-LS-OUT-018	2/22/21	DUP	Radiello	1,1-Dichloroethene	<	0.00013	0.52	
VI-LS-OUT-018	2/22/21	DUP	Radiello	1,2-Dichloroethane	<	0.000032	0.13	E
VI-LS-OUT-018	2/22/21	DUP	Radiello	Carbon tetrachloride		0.000047	0.30	
VI-LS-OUT-018	2/22/21	DUP	Radiello	Chloroform	<	0.000027	0.13	
VI-LS-OUT-018	2/22/21	DUP	Radiello	Tetrachloroethene	<	0.000025	0.17	
VI-LS-OUT-018	2/22/21	DUP	Radiello	Trichloroethene	<	0.000027	0.15	
VI-LS-OUT-018	2/22/21	DUP	Radiello	cis-1,2-Dichloroethene	<	0.00004	0.16	
VI-LS-OUT-018	2/22/21	DUP	Radiello	trans-1,2-Dichloroethene	<	0.000083	0.33	
VI-LS-OUT-018	2/22/21		Radiello	1,1,1-Trichloroethane	<	0.000029	0.16	
VI-LS-OUT-018	2/22/21		Radiello	1,1,2-Trichloroethane	<	0.000028	0.15	
VI-LS-OUT-018	2/22/21		Radiello	1,1-Dichloroethane	<	0.000039	0.16	
VI-LS-OUT-018	2/22/21		Radiello	1,1-Dichloroethene	<	0.00013	0.52	
VI-LS-OUT-018	2/22/21		Radiello	1,2-Dichloroethane	<	0.000032	0.13	E

Attachment 2. Table 6. Vapor intrusion analytical data, Livermore Site, 2021.

Location	Date	Sample Type	Sample Method	Parameter	LOS Indicator	Result in PPM(V/V)	Result in µg/m^3	QA Flag
VI-LS-OUT-018	2/22/21		Radiello	Carbon tetrachloride		0.000049	0.31	
VI-LS-OUT-018	2/22/21		Radiello	Chloroform	<	0.000027	0.13	
VI-LS-OUT-018	2/22/21		Radiello	Tetrachloroethene	<	0.000025	0.17	
VI-LS-OUT-018	2/22/21		Radiello	Trichloroethene	<	0.000027	0.15	
VI-LS-OUT-018	2/22/21		Radiello	cis-1,2-Dichloroethene	<	0.00004	0.16	
VI-LS-OUT-018	2/22/21		Radiello	trans-1,2-Dichloroethene	<	0.000083	0.33	
VI-LS-OUT-018	8/23/21		Radiello	1,1,1-Trichloroethane	<	0.000029	0.16	
VI-LS-OUT-018	8/23/21		Radiello	1,1,2-Trichloroethane	<	0.000027	0.15	
VI-LS-OUT-018	8/23/21		Radiello	1,1-Dichloroethane	<	0.000039	0.16	
VI-LS-OUT-018	8/23/21		Radiello	1,1-Dichloroethene	<	0.00013	0.52	
VI-LS-OUT-018	8/23/21		Radiello	1,2-Dichloroethane	<	0.000032	0.13	
VI-LS-OUT-018	8/23/21		Radiello	Carbon tetrachloride		0.000046	0.29	
VI-LS-OUT-018	8/23/21		Radiello	Chloroform	<	0.000027	0.13	E
VI-LS-OUT-018	8/23/21		Radiello	Tetrachloroethene	<	0.000025	0.17	
VI-LS-OUT-018	8/23/21		Radiello	Trichloroethene	<	0.000027	0.15	
VI-LS-OUT-018	8/23/21		Radiello	cis-1,2-Dichloroethene	<	0.00004	0.16	
VI-LS-OUT-018	8/23/21		Radiello	trans-1,2-Dichloroethene	<	0.000083	0.33	
VI-LS-OUT-018	8/23/21	DUP	Radiello	1,1,1-Trichloroethane	<	0.000029	0.16	
VI-LS-OUT-018	8/23/21	DUP	Radiello	1,1,2-Trichloroethane	<	0.000027	0.15	
VI-LS-OUT-018	8/23/21	DUP	Radiello	1,1-Dichloroethane	<	0.000039	0.16	
VI-LS-OUT-018	8/23/21	DUP	Radiello	1,1-Dichloroethene	<	0.00013	0.52	
VI-LS-OUT-018	8/23/21	DUP	Radiello	1,2-Dichloroethane	<	0.000032	0.13	
VI-LS-OUT-018	8/23/21	DUP	Radiello	Carbon tetrachloride		0.000046	0.29	
VI-LS-OUT-018	8/23/21	DUP	Radiello	Chloroform	<	0.000027	0.13	E
VI-LS-OUT-018	8/23/21	DUP	Radiello	Tetrachloroethene	<	0.000025	0.17	
VI-LS-OUT-018	8/23/21	DUP	Radiello	Trichloroethene	<	0.000027	0.15	
VI-LS-OUT-018	8/23/21	DUP	Radiello	cis-1,2-Dichloroethene	<	0.00004	0.16	
VI-LS-OUT-018	8/23/21	DUP	Radiello	trans-1,2-Dichloroethene	<	0.000083	0.33	
VI-LS-OUT-019	2/22/21		Radiello	1,1,1-Trichloroethane	<	0.000029	0.16	
VI-LS-OUT-019	2/22/21		Radiello	1,1,2-Trichloroethane	<	0.000027	0.15	
VI-LS-OUT-019	2/22/21		Radiello	1,1-Dichloroethane	<	0.000039	0.16	
VI-LS-OUT-019	2/22/21		Radiello	1,1-Dichloroethene	<	0.00013	0.52	
VI-LS-OUT-019	2/22/21		Radiello	1,2-Dichloroethane	<	0.000032	0.13	E
VI-LS-OUT-019	2/22/21		Radiello	Carbon tetrachloride		0.000047	0.30	
VI-LS-OUT-019	2/22/21		Radiello	Chloroform	<	0.000027	0.13	
VI-LS-OUT-019	2/22/21		Radiello	Tetrachloroethene	<	0.000025	0.17	
VI-LS-OUT-019	2/22/21		Radiello	Trichloroethene	<	0.000027	0.15	
VI-LS-OUT-019	2/22/21		Radiello	cis-1,2-Dichloroethene	<	0.00004	0.16	
VI-LS-OUT-019	2/22/21		Radiello	trans-1,2-Dichloroethene	<	0.000083	0.33	
VI-LS-OUT-019	8/23/21		Radiello	1,1,1-Trichloroethane	<	0.000029	0.16	
VI-LS-OUT-019	8/23/21		Radiello	1,1,2-Trichloroethane	<	0.000027	0.15	
VI-LS-OUT-019	8/23/21		Radiello	1,1-Dichloroethane	<	0.000039	0.16	
VI-LS-OUT-019	8/23/21		Radiello	1,1-Dichloroethene	<	0.00013	0.52	
VI-LS-OUT-019	8/23/21		Radiello	1,2-Dichloroethane	<	0.000032	0.13	
VI-LS-OUT-019	8/23/21		Radiello	Carbon tetrachloride		0.000044	0.28	
VI-LS-OUT-019	8/23/21		Radiello	Chloroform	<	0.000027	0.13	E
VI-LS-OUT-019	8/23/21		Radiello	Tetrachloroethene	<	0.000025	0.17	
VI-LS-OUT-019	8/23/21		Radiello	Trichloroethene	<	0.000027	0.15	
VI-LS-OUT-019	8/23/21		Radiello	cis-1,2-Dichloroethene	<	0.00004	0.16	
VI-LS-OUT-019	8/23/21		Radiello	trans-1,2-Dichloroethene	<	0.000083	0.33	
VI-LS-OUT-020	3/22/21		Radiello	1,1,1-Trichloroethane	<	0.00003	0.16	
VI-LS-OUT-020	3/22/21		Radiello	1,1,2-Trichloroethane	<	0.000028	0.15	
VI-LS-OUT-020	3/22/21		Radiello	1,1-Dichloroethane	<	0.000039	0.16	
VI-LS-OUT-020	3/22/21		Radiello	1,1-Dichloroethene	<	0.00013	0.52	
VI-LS-OUT-020	3/22/21		Radiello	1,2-Dichloroethane	<	0.000032	0.13	E
VI-LS-OUT-020	3/22/21		Radiello	Carbon tetrachloride		0.000048	0.30	
VI-LS-OUT-020	3/22/21		Radiello	Chloroform	<	0.000027	0.13	
VI-LS-OUT-020	3/22/21		Radiello	Tetrachloroethene	<	0.000025	0.17	
VI-LS-OUT-020	3/22/21		Radiello	Trichloroethene	<	0.000027	0.15	E
VI-LS-OUT-020	3/22/21		Radiello	cis-1,2-Dichloroethene	<	0.000041	0.16	

Attachment 2. Table 6. Vapor intrusion analytical data, Livermore Site, 2021.

Location	Date	Sample Type	Sample Method	Parameter	LOS Indicator	Result in PPM(V/V)	Result in µg/m^3	QA Flag
VI-LS-OUT-020	3/22/21		Radiello	trans-1,2-Dichloroethene	<	0.000084	0.33	
VI-LS-OUT-020	9/20/21		Radiello	1,1,1-Trichloroethane	<	0.00003	0.16	
VI-LS-OUT-020	9/20/21		Radiello	1,1,2-Trichloroethane	<	0.000028	0.15	
VI-LS-OUT-020	9/20/21		Radiello	1,1-Dichloroethane	<	0.00004	0.16	
VI-LS-OUT-020	9/20/21		Radiello	1,1-Dichloroethene	<	0.00014	0.55	
VI-LS-OUT-020	9/20/21		Radiello	1,2-Dichloroethane	<	0.000033	0.13	
VI-LS-OUT-020	9/20/21		Radiello	Carbon tetrachloride		0.000059	0.37	
VI-LS-OUT-020	9/20/21		Radiello	Chloroform	<	0.000028	0.14	E
VI-LS-OUT-020	9/20/21		Radiello	Tetrachloroethene	<	0.000026	0.18	
VI-LS-OUT-020	9/20/21		Radiello	Trichloroethene		0.000028	0.15	
VI-LS-OUT-020	9/20/21		Radiello	cis-1,2-Dichloroethene	<	0.000041	0.16	
VI-LS-OUT-020	9/20/21		Radiello	trans-1,2-Dichloroethene	<	0.000086	0.34	
VI-T5226-CRL-01	3/22/21		Radiello	1,1,1-Trichloroethane	<	0.000029	0.16	
VI-T5226-CRL-01	3/22/21		Radiello	1,1,2-Trichloroethane	<	0.000028	0.15	
VI-T5226-CRL-01	3/22/21		Radiello	1,1-Dichloroethane	<	0.000039	0.16	
VI-T5226-CRL-01	3/22/21		Radiello	1,1-Dichloroethene	<	0.00013	0.52	
VI-T5226-CRL-01	3/22/21		Radiello	1,2-Dichloroethane	<	0.000032	0.13	E
VI-T5226-CRL-01	3/22/21		Radiello	Carbon tetrachloride		0.000044	0.28	
VI-T5226-CRL-01	3/22/21		Radiello	Chloroform	<	0.000027	0.13	
VI-T5226-CRL-01	3/22/21		Radiello	Tetrachloroethene	<	0.000025	0.17	
VI-T5226-CRL-01	3/22/21		Radiello	Trichloroethene	<	0.000027	0.15	
VI-T5226-CRL-01	3/22/21		Radiello	cis-1,2-Dichloroethene	<	0.00004	0.16	
VI-T5226-CRL-01	3/22/21		Radiello	trans-1,2-Dichloroethene	<	0.000084	0.33	
VI-T5226-CRL-01	7/12/21		Radiello	1,1,1-Trichloroethane	<	0.000029	0.16	
VI-T5226-CRL-01	7/12/21		Radiello	1,1,2-Trichloroethane	<	0.000028	0.15	
VI-T5226-CRL-01	7/12/21		Radiello	1,1-Dichloroethane	<	0.000039	0.16	
VI-T5226-CRL-01	7/12/21		Radiello	1,1-Dichloroethene	<	0.00013	0.52	
VI-T5226-CRL-01	7/12/21		Radiello	1,2-Dichloroethane	<	0.000032	0.13	
VI-T5226-CRL-01	7/12/21		Radiello	Carbon tetrachloride		0.00005	0.31	
VI-T5226-CRL-01	7/12/21		Radiello	Chloroform	<	0.000027	0.13	E
VI-T5226-CRL-01	7/12/21		Radiello	Tetrachloroethene	<	0.000025	0.17	E
VI-T5226-CRL-01	7/12/21		Radiello	Trichloroethene	<	0.000027	0.15	
VI-T5226-CRL-01	7/12/21		Radiello	cis-1,2-Dichloroethene	<	0.00004	0.16	
VI-T5226-CRL-01	7/12/21		Radiello	trans-1,2-Dichloroethene	<	0.000083	0.33	
VI-T5226-R110-01	3/22/21		Radiello	1,1,1-Trichloroethane	<	0.000029	0.16	
VI-T5226-R110-01	3/22/21		Radiello	1,1,2-Trichloroethane	<	0.000028	0.15	
VI-T5226-R110-01	3/22/21		Radiello	1,1-Dichloroethane	<	0.000039	0.16	
VI-T5226-R110-01	3/22/21		Radiello	1,1-Dichloroethene	<	0.00013	0.52	
VI-T5226-R110-01	3/22/21		Radiello	1,2-Dichloroethane	<	0.000032	0.13	E
VI-T5226-R110-01	3/22/21		Radiello	Carbon tetrachloride		0.00004	0.25	
VI-T5226-R110-01	3/22/21		Radiello	Chloroform	<	0.000027	0.13	E
VI-T5226-R110-01	3/22/21		Radiello	Tetrachloroethene	<	0.000025	0.17	
VI-T5226-R110-01	3/22/21		Radiello	Trichloroethene	<	0.000027	0.15	
VI-T5226-R110-01	3/22/21		Radiello	cis-1,2-Dichloroethene	<	0.00004	0.16	
VI-T5226-R110-01	3/22/21		Radiello	trans-1,2-Dichloroethene	<	0.000084	0.33	
VI-T5226-R110-01	7/12/21		Radiello	1,1,1-Trichloroethane	<	0.00003	0.16	
VI-T5226-R110-01	7/12/21		Radiello	1,1,2-Trichloroethane	<	0.000028	0.15	
VI-T5226-R110-01	7/12/21		Radiello	1,1-Dichloroethane	<	0.000039	0.16	
VI-T5226-R110-01	7/12/21		Radiello	1,1-Dichloroethene	<	0.00013	0.52	
VI-T5226-R110-01	7/12/21		Radiello	1,2-Dichloroethane	<	0.000032	0.13	E
VI-T5226-R110-01	7/12/21		Radiello	Carbon tetrachloride		0.00005	0.31	
VI-T5226-R110-01	7/12/21		Radiello	Chloroform	<	0.000027	0.13	E
VI-T5226-R110-01	7/12/21		Radiello	Tetrachloroethene	<	0.000025	0.17	E
VI-T5226-R110-01	7/12/21		Radiello	Trichloroethene	<	0.000027	0.15	
VI-T5226-R110-01	7/12/21		Radiello	cis-1,2-Dichloroethene	<	0.00004	0.16	
VI-T5226-R110-01	7/12/21		Radiello	trans-1,2-Dichloroethene	<	0.000084	0.33	
VI-T5477-CRL-01	3/8/21		Radiello	1,1,1-Trichloroethane	<	0.00003	0.16	
VI-T5477-CRL-01	3/8/21		Radiello	1,1,2-Trichloroethane	<	0.000028	0.15	
VI-T5477-CRL-01	3/8/21		Radiello	1,1-Dichloroethane	<	0.000039	0.16	
VI-T5477-CRL-01	3/8/21		Radiello	1,1-Dichloroethene	<	0.00013	0.52	

Attachment 2. Table 6. Vapor intrusion analytical data, Livermore Site, 2021.

Location	Date	Sample Type	Sample Method	Parameter	LOS Indicator	Result in PPM(V/V)	Result in µg/m^3	QA Flag
VI-T5477-CRL-01	3/8/21		Radiello	1,2-Dichloroethane	<	0.000032	0.13	E
VI-T5477-CRL-01	3/8/21		Radiello	Carbon tetrachloride		0.000049	0.31	
VI-T5477-CRL-01	3/8/21		Radiello	Chloroform	<	0.000027	0.13	E
VI-T5477-CRL-01	3/8/21		Radiello	Tetrachloroethene	<	0.000025	0.17	
VI-T5477-CRL-01	3/8/21		Radiello	Trichloroethene	<	0.000027	0.15	
VI-T5477-CRL-01	3/8/21		Radiello	cis-1,2-Dichloroethene	<	0.00004	0.16	
VI-T5477-CRL-01	3/8/21		Radiello	trans-1,2-Dichloroethene	<	0.000084	0.33	
VI-T5477-CRL-01	9/20/21		Radiello	1,1,1-Trichloroethane	<	0.000029	0.16	
VI-T5477-CRL-01	9/20/21		Radiello	1,1,2-Trichloroethane	<	0.000027	0.15	
VI-T5477-CRL-01	9/20/21		Radiello	1,1-Dichloroethane	<	0.000038	0.15	
VI-T5477-CRL-01	9/20/21		Radiello	1,1-Dichloroethene	<	0.00013	0.52	
VI-T5477-CRL-01	9/20/21		Radiello	1,2-Dichloroethane	<	0.000032	0.13	
VI-T5477-CRL-01	9/20/21		Radiello	Carbon tetrachloride		0.000052	0.33	
VI-T5477-CRL-01	9/20/21		Radiello	Chloroform	<	0.000027	0.13	E
VI-T5477-CRL-01	9/20/21		Radiello	Tetrachloroethene	<	0.000024	0.16	
VI-T5477-CRL-01	9/20/21		Radiello	Trichloroethene	<	0.000026	0.14	
VI-T5477-CRL-01	9/20/21		Radiello	cis-1,2-Dichloroethene	<	0.00004	0.16	
VI-T5477-CRL-01	9/20/21		Radiello	trans-1,2-Dichloroethene	<	0.000083	0.33	
VI-T5477-R1007-01	3/8/21		Radiello	1,1,1-Trichloroethane	<	0.000029	0.16	
VI-T5477-R1007-01	3/8/21		Radiello	1,1,2-Trichloroethane	<	0.000028	0.15	
VI-T5477-R1007-01	3/8/21		Radiello	1,1-Dichloroethane	<	0.000039	0.16	
VI-T5477-R1007-01	3/8/21		Radiello	1,1-Dichloroethene	<	0.00013	0.52	
VI-T5477-R1007-01	3/8/21		Radiello	1,2-Dichloroethane	<	0.000032	0.13	E
VI-T5477-R1007-01	3/8/21		Radiello	Carbon tetrachloride		0.000047	0.30	
VI-T5477-R1007-01	3/8/21		Radiello	Chloroform	<	0.000027	0.13	E
VI-T5477-R1007-01	3/8/21		Radiello	Tetrachloroethene	<	0.000025	0.17	
VI-T5477-R1007-01	3/8/21		Radiello	Trichloroethene	<	0.000027	0.15	
VI-T5477-R1007-01	3/8/21		Radiello	cis-1,2-Dichloroethene	<	0.00004	0.16	
VI-T5477-R1007-01	3/8/21		Radiello	trans-1,2-Dichloroethene	<	0.000084	0.33	
VI-T5477-R1007-01	9/7/21		Radiello	1,1,1-Trichloroethane	<	0.00003	0.16	E
VI-T5477-R1007-01	9/7/21		Radiello	1,1,2-Trichloroethane	<	0.000028	0.15	
VI-T5477-R1007-01	9/7/21		Radiello	1,1-Dichloroethane	<	0.00004	0.16	
VI-T5477-R1007-01	9/7/21		Radiello	1,1-Dichloroethene	<	0.00013	0.52	
VI-T5477-R1007-01	9/7/21		Radiello	1,2-Dichloroethane	<	0.000032	0.13	E
VI-T5477-R1007-01	9/7/21		Radiello	Carbon tetrachloride		0.000039	0.25	
VI-T5477-R1007-01	9/7/21		Radiello	Chloroform	<	0.000028	0.14	E
VI-T5477-R1007-01	9/7/21		Radiello	Tetrachloroethene	<	0.000025	0.17	
VI-T5477-R1007-01	9/7/21		Radiello	Trichloroethene	<	0.000027	0.15	
VI-T5477-R1007-01	9/7/21		Radiello	cis-1,2-Dichloroethene	<	0.000041	0.16	
VI-T5477-R1007-01	9/7/21		Radiello	trans-1,2-Dichloroethene	<	0.000085	0.34	
VI-T5477-R1007-01	9/20/21		Radiello	1,1,1-Trichloroethane	<	0.000029	0.16	E
VI-T5477-R1007-01	9/20/21		Radiello	1,1,2-Trichloroethane	<	0.000028	0.15	
VI-T5477-R1007-01	9/20/21		Radiello	1,1-Dichloroethane	<	0.000039	0.16	
VI-T5477-R1007-01	9/20/21		Radiello	1,1-Dichloroethene	<	0.00013	0.52	
VI-T5477-R1007-01	9/20/21		Radiello	1,2-Dichloroethane	<	0.000032	0.13	E
VI-T5477-R1007-01	9/20/21		Radiello	Carbon tetrachloride		0.000052	0.33	
VI-T5477-R1007-01	9/20/21		Radiello	Chloroform	<	0.000027	0.13	E
VI-T5477-R1007-01	9/20/21		Radiello	Tetrachloroethene	<	0.000025	0.17	
VI-T5477-R1007-01	9/20/21		Radiello	Trichloroethene	<	0.000027	0.15	
VI-T5477-R1007-01	9/20/21		Radiello	cis-1,2-Dichloroethene	<	0.00004	0.16	
VI-T5477-R1007-01	9/20/21		Radiello	trans-1,2-Dichloroethene	<	0.000084	0.33	
VI-T5477-R1015-01	3/8/21		Radiello	1,1,1-Trichloroethane	<	0.00003	0.16	E
VI-T5477-R1015-01	3/8/21		Radiello	1,1,2-Trichloroethane	<	0.000028	0.15	
VI-T5477-R1015-01	3/8/21		Radiello	1,1-Dichloroethane	<	0.000039	0.16	
VI-T5477-R1015-01	3/8/21		Radiello	1,1-Dichloroethene	<	0.00013	0.52	
VI-T5477-R1015-01	3/8/21		Radiello	1,2-Dichloroethane	<	0.000032	0.13	E
VI-T5477-R1015-01	3/8/21		Radiello	Carbon tetrachloride		0.000048	0.30	
VI-T5477-R1015-01	3/8/21		Radiello	Chloroform	<	0.000027	0.13	E
VI-T5477-R1015-01	3/8/21		Radiello	Tetrachloroethene	<	0.000025	0.17	
VI-T5477-R1015-01	3/8/21		Radiello	Trichloroethene	<	0.000027	0.15	

Attachment 2. Table 6. Vapor intrusion analytical data, Livermore Site, 2021.

Location	Date	Sample Type	Sample Method	Parameter	LOS Indicator	Result in PPM(V/V)	Result in µg/m^3	QA Flag
VI-T5477-R1015-01	3/8/21		Radiello	cis-1,2-Dichloroethene	<	0.00004	0.16	
VI-T5477-R1015-01	3/8/21		Radiello	trans-1,2-Dichloroethene	<	0.000084	0.33	
VI-T5477-R1015-01	9/7/21		Radiello	1,1,1-Trichloroethane	<	0.00003	0.16	E
VI-T5477-R1015-01	9/7/21		Radiello	1,1,2-Trichloroethane	<	0.000028	0.15	
VI-T5477-R1015-01	9/7/21		Radiello	1,1-Dichloroethane	<	0.00004	0.16	
VI-T5477-R1015-01	9/7/21		Radiello	1,1-Dichloroethene	<	0.00013	0.52	
VI-T5477-R1015-01	9/7/21		Radiello	1,2-Dichloroethane	<	0.000032	0.13	E
VI-T5477-R1015-01	9/7/21		Radiello	Carbon tetrachloride		0.000046	0.29	
VI-T5477-R1015-01	9/7/21		Radiello	Chloroform	<	0.000028	0.14	E
VI-T5477-R1015-01	9/7/21		Radiello	Tetrachloroethene	<	0.000025	0.17	
VI-T5477-R1015-01	9/7/21		Radiello	Trichloroethene	<	0.000027	0.15	
VI-T5477-R1015-01	9/7/21		Radiello	cis-1,2-Dichloroethene	<	0.000041	0.16	
VI-T5477-R1015-01	9/7/21		Radiello	trans-1,2-Dichloroethene	<	0.000085	0.34	
VI-T5477-R1015-01	9/20/21		Radiello	1,1,1-Trichloroethane	<	0.000029	0.16	E
VI-T5477-R1015-01	9/20/21		Radiello	1,1,2-Trichloroethane	<	0.000028	0.15	
VI-T5477-R1015-01	9/20/21		Radiello	1,1-Dichloroethane	<	0.000039	0.16	
VI-T5477-R1015-01	9/20/21		Radiello	1,1-Dichloroethene	<	0.00013	0.52	
VI-T5477-R1015-01	9/20/21		Radiello	1,2-Dichloroethane	<	0.000032	0.13	E
VI-T5477-R1015-01	9/20/21		Radiello	Carbon tetrachloride		0.000057	0.36	
VI-T5477-R1015-01	9/20/21		Radiello	Chloroform	<	0.000027	0.13	E
VI-T5477-R1015-01	9/20/21		Radiello	Tetrachloroethene	<	0.000025	0.17	
VI-T5477-R1015-01	9/20/21		Radiello	Trichloroethene	<	0.000027	0.15	
VI-T5477-R1015-01	9/20/21		Radiello	cis-1,2-Dichloroethene	<	0.00004	0.16	
VI-T5477-R1015-01	9/20/21		Radiello	trans-1,2-Dichloroethene	<	0.000084	0.33	
VI-T5627-CRL-01	3/22/21		Radiello	1,1,1-Trichloroethane	<	0.000029	0.16	
VI-T5627-CRL-01	3/22/21		Radiello	1,1,2-Trichloroethane	<	0.000027	0.15	
VI-T5627-CRL-01	3/22/21		Radiello	1,1-Dichloroethane	<	0.000039	0.16	
VI-T5627-CRL-01	3/22/21		Radiello	1,1-Dichloroethene	<	0.00013	0.52	
VI-T5627-CRL-01	3/22/21		Radiello	1,2-Dichloroethane	<	0.000032	0.13	E
VI-T5627-CRL-01	3/22/21		Radiello	Carbon tetrachloride		0.000047	0.30	
VI-T5627-CRL-01	3/22/21		Radiello	Chloroform	<	0.000027	0.13	E
VI-T5627-CRL-01	3/22/21		Radiello	Tetrachloroethene	<	0.000025	0.17	E
VI-T5627-CRL-01	3/22/21		Radiello	Trichloroethene	<	0.000027	0.15	
VI-T5627-CRL-01	3/22/21		Radiello	cis-1,2-Dichloroethene	<	0.00004	0.16	
VI-T5627-CRL-01	3/22/21		Radiello	trans-1,2-Dichloroethene	<	0.000083	0.33	
VI-T5627-R1018-01	3/22/21		Radiello	1,1,1-Trichloroethane	<	0.000029	0.16	
VI-T5627-R1018-01	3/22/21		Radiello	1,1,2-Trichloroethane	<	0.000028	0.15	
VI-T5627-R1018-01	3/22/21		Radiello	1,1-Dichloroethane	<	0.000039	0.16	
VI-T5627-R1018-01	3/22/21		Radiello	1,1-Dichloroethene	<	0.00013	0.52	
VI-T5627-R1018-01	3/22/21		Radiello	1,2-Dichloroethane	<	0.000032	0.13	E
VI-T5627-R1018-01	3/22/21		Radiello	Carbon tetrachloride		0.000044	0.28	
VI-T5627-R1018-01	3/22/21		Radiello	Chloroform	<	0.000027	0.13	E
VI-T5627-R1018-01	3/22/21		Radiello	Tetrachloroethene	<	0.000025	0.17	
VI-T5627-R1018-01	3/22/21		Radiello	Trichloroethene	<	0.000027	0.15	
VI-T5627-R1018-01	3/22/21		Radiello	cis-1,2-Dichloroethene	<	0.00004	0.16	
VI-T5627-R1018-01	3/22/21		Radiello	trans-1,2-Dichloroethene	<	0.000083	0.33	
VI-T5627-R1018-01	9/20/21		Radiello	1,1,1-Trichloroethane	<	0.00003	0.16	
VI-T5627-R1018-01	9/20/21		Radiello	1,1,2-Trichloroethane	<	0.000028	0.15	
VI-T5627-R1018-01	9/20/21		Radiello	1,1-Dichloroethane	<	0.000039	0.16	
VI-T5627-R1018-01	9/20/21		Radiello	1,1-Dichloroethene	<	0.00013	0.52	
VI-T5627-R1018-01	9/20/21		Radiello	1,2-Dichloroethane	<	0.000032	0.13	E
VI-T5627-R1018-01	9/20/21		Radiello	Carbon tetrachloride		0.000037	0.23	
VI-T5627-R1018-01	9/20/21		Radiello	Chloroform	<	0.000027	0.13	E
VI-T5627-R1018-01	9/20/21		Radiello	Tetrachloroethene	<	0.000025	0.17	
VI-T5627-R1018-01	9/20/21		Radiello	Trichloroethene	<	0.000027	0.15	
VI-T5627-R1018-01	9/20/21		Radiello	cis-1,2-Dichloroethene	<	0.00004	0.16	
VI-T5627-R1018-01	9/20/21		Radiello	trans-1,2-Dichloroethene	<	0.000084	0.33	
VI-T5627-R1032-01	3/22/21		Radiello	1,1,1-Trichloroethane	<	0.000029	0.16	
VI-T5627-R1032-01	3/22/21		Radiello	1,1,2-Trichloroethane	<	0.000028	0.15	
VI-T5627-R1032-01	3/22/21		Radiello	1,1-Dichloroethane	<	0.000039	0.16	

Attachment 2. Table 6. Vapor intrusion analytical data, Livermore Site, 2021.

Location	Date	Sample Type	Sample Method	Parameter	LOS Indicator	Result in PPM(V/V)	Result in µg/m^3	QA Flag
VI-T5627-R1032-01	3/22/21		Radiello	1,1-Dichloroethene	<	0.00013	0.52	
VI-T5627-R1032-01	3/22/21		Radiello	1,2-Dichloroethane	<	0.000032	0.13	E
VI-T5627-R1032-01	3/22/21		Radiello	Carbon tetrachloride		0.000043	0.27	
VI-T5627-R1032-01	3/22/21		Radiello	Chloroform	<	0.000027	0.13	E
VI-T5627-R1032-01	3/22/21		Radiello	Tetrachloroethene	<	0.000025	0.17	
VI-T5627-R1032-01	3/22/21		Radiello	Trichloroethene	<	0.000027	0.15	
VI-T5627-R1032-01	3/22/21		Radiello	cis-1,2-Dichloroethene	<	0.00004	0.16	
VI-T5627-R1032-01	3/22/21		Radiello	trans-1,2-Dichloroethene	<	0.000083	0.33	
VI-T5627-R1032-01	9/20/21		Radiello	1,1,1-Trichloroethane	<	0.000029	0.16	
VI-T5627-R1032-01	9/20/21		Radiello	1,1,2-Trichloroethane	<	0.000028	0.15	
VI-T5627-R1032-01	9/20/21		Radiello	1,1-Dichloroethane	<	0.000039	0.16	
VI-T5627-R1032-01	9/20/21		Radiello	1,1-Dichloroethene	<	0.00013	0.52	
VI-T5627-R1032-01	9/20/21		Radiello	1,2-Dichloroethane	<	0.000032	0.13	E
VI-T5627-R1032-01	9/20/21		Radiello	Carbon tetrachloride		0.000047	0.30	
VI-T5627-R1032-01	9/20/21		Radiello	Chloroform	<	0.000027	0.13	E
VI-T5627-R1032-01	9/20/21		Radiello	Tetrachloroethene	<	0.000025	0.17	
VI-T5627-R1032-01	9/20/21		Radiello	Trichloroethene	<	0.000027	0.15	
VI-T5627-R1032-01	9/20/21		Radiello	cis-1,2-Dichloroethene	<	0.00004	0.16	
VI-T5627-R1032-01	9/20/21		Radiello	trans-1,2-Dichloroethene	<	0.000084	0.33	
VI-T5627-R1075-01	3/22/21		Radiello	1,1,1-Trichloroethane	<	0.000029	0.16	
VI-T5627-R1075-01	3/22/21		Radiello	1,1,2-Trichloroethane	<	0.000028	0.15	
VI-T5627-R1075-01	3/22/21		Radiello	1,1-Dichloroethane	<	0.000039	0.16	
VI-T5627-R1075-01	3/22/21		Radiello	1,1-Dichloroethene	<	0.00013	0.52	
VI-T5627-R1075-01	3/22/21		Radiello	1,2-Dichloroethane	<	0.000032	0.13	E
VI-T5627-R1075-01	3/22/21		Radiello	Carbon tetrachloride		0.000046	0.29	
VI-T5627-R1075-01	3/22/21		Radiello	Chloroform	<	0.000027	0.13	E
VI-T5627-R1075-01	3/22/21		Radiello	Tetrachloroethene	<	0.000025	0.17	E
VI-T5627-R1075-01	3/22/21		Radiello	Trichloroethene	<	0.000027	0.15	E
VI-T5627-R1075-01	3/22/21		Radiello	cis-1,2-Dichloroethene	<	0.00004	0.16	
VI-T5627-R1075-01	3/22/21		Radiello	trans-1,2-Dichloroethene	<	0.000084	0.33	
VI-T5627-R1075-01	9/20/21		Radiello	1,1,1-Trichloroethane	<	0.00003	0.16	
VI-T5627-R1075-01	9/20/21		Radiello	1,1,2-Trichloroethane	<	0.000028	0.15	
VI-T5627-R1075-01	9/20/21		Radiello	1,1-Dichloroethane	<	0.000039	0.16	
VI-T5627-R1075-01	9/20/21		Radiello	1,1-Dichloroethene	<	0.00013	0.52	
VI-T5627-R1075-01	9/20/21		Radiello	1,2-Dichloroethane	<	0.000032	0.13	E
VI-T5627-R1075-01	9/20/21		Radiello	Carbon tetrachloride		0.000051	0.32	
VI-T5627-R1075-01	9/20/21		Radiello	Chloroform	<	0.000027	0.13	E
VI-T5627-R1075-01	9/20/21		Radiello	Tetrachloroethene	<	0.000025	0.17	
VI-T5627-R1075-01	9/20/21		Radiello	Trichloroethene	<	0.000027	0.15	E
VI-T5627-R1075-01	9/20/21		Radiello	cis-1,2-Dichloroethene	<	0.00004	0.16	
VI-T5627-R1075-01	9/20/21		Radiello	trans-1,2-Dichloroethene	<	0.000084	0.33	

PPM(V/V) = Parts per million on a volume-to-volume basis.

µg/m^3 = Micrograms per cubic meter.

< Indicates the measured value is less than the reporting limit.

Data qualifier flags

B = Analyte found in method blank; sample results should be evaluated.

D = Analysis performed at a secondary dilution or concentration.

E = The analyte was detected below the LLNL reporting limit, but above the analytical laboratory minimum detection limit or activity.

F = Analyte found in field blank, trip blank, or equipment blank; sample results should be evaluated.

H = Sample analyzed outside of holding time; sample results should be evaluated.

I = Surrogate or tracer yield recoveries were outside of QC limits; sample results should be evaluated.

J = The analyte was positively identified; however, the associated numerical value is the approximate concentration or activity of the analyte

L = Matrix spike recoveries not within control limits.

O = Matrix spike duplicate relative percent difference (RPD), sample duplicate RPD, or relative error ratio (RER) not within control limits.

Sample types

DUP = Duplicate sample.

Attachment 2. Table 6. Vapor intrusion analytical data, Livermore Site, 2021.

Location	Date	Sample Type	Sample Method	Parameter	LOS Indicator	Result in PPM(V/V)	Result in $\mu g/m^3$	QA Flag

Location naming convention
VI = Vapor intrusion
B = Building
T = Trailer
R = Room
-2- = Building floor number if the building has multiple floors and the same corridor number exists on multiple floors.
CORR = Corridor
CFS = Confined space
CRL = Crawl space
OUT = Outdoor
PTH = Pathway
OTHER = Special purpose sample.
-01 or -001 = Sample location number if multiple locations within the same room or sequential number pertaining to confined space and outdoor locations.

LAWRENCE LIVERMORE
NATIONAL LABORATORY
University of California • Livermore, California • 94550